

**महाराष्ट्र राज्य
सांख्यिकीय गोषवारा
२०१३-१४**

**STATISTICAL ABSTRACT
OF
MAHARASHTRA STATE
2013-14**

अर्थ व सांख्यिकी संचालनालय, महाराष्ट्र शासन, मुंबई
**DIRECTORATE OF ECONOMICS AND STATISTICS
GOVERNMENT OF MAHARASHTRA
MUMBAI**

Website : <https://mahades.maharashtra.gov.in>

**महाराष्ट्र राज्य
सांख्यिकीय गोषवारा
२०१३-१४**

**STATISTICAL ABSTRACT
OF
MAHARASHTRA STATE
2013-14**

अर्थ व सांख्यिकी संचालनालय, महाराष्ट्र शासन, मुंबई
DIRECTORATE OF ECONOMICS AND STATISTICS
GOVERNMENT OF MAHARASHTRA
MUMBAI

किंमत : ₹. १,१३२/-

Price : ₹.1,132/-

Contributors to the Publication

Shri R. R. Shinge, Director

Smt. R. D. Redkar, Additional Director

Dr. J. V. Chaudhari, Joint Director

Smt. M. P. Deshpande, Deputy Director

Shri V. N. Auti, Research Officer

Smt. S. V. Kadam, Statistical Assistant

Shri K. M. Gadhave, Statistical Assistant

Shri M. S. Dudhmal, Draftsman

प्रास्ताविक

‘राज्य सांख्यिकीय गोषवारा’ हे प्रकाशन २०१३-१४ या वर्षाकरिता इंग्रजी व मराठी अशा दोन्ही भाषांत संयुक्तरित्या तयार करण्यात आले असून हा या मालिकेतील ३९ वा अंक आहे. या प्रकाशनामध्ये महाराष्ट्र राज्यातील सामाजिक व आर्थिक बाबींची २०१३-१४ या वर्षाकरिता माहिती देण्यात आली आहे. जेथे २०१३-१४ या वर्षाची माहिती उपलब्ध नाही, तेथे अद्ययावत उपलब्ध माहिती देण्यात आलेली आहे.

२. महाराष्ट्र राज्य व त्यातील जिल्ह्यांच्या सामाजिक व आर्थिक बाबींचा अभ्यास करणाऱ्यांना हे प्रकाशन ‘संदर्भ ग्रंथ’ म्हणून उपयुक्त होईल, अशी आशा आहे.

३. केंद्र शासन, राज्य शासन, विविध महामंडळे, स्थानिक संस्था आणि इतर संस्था यांचे विविध विभाग व कार्यालये यांनी आवश्यक ती माहिती प्रकाशनाच्या या अंकात समाविष्ट करण्याकरिता उपलब्ध करून दिली आहे. त्यांच्या सहकार्याबद्दल मी आभारी आहे.

मुंबई

दिनांक : नोव्हेंबर, २०१९

र. र. शिंगे

संचालक,

अर्थ व सांख्यिकी संचालनालय,

मुंबई

PREFACE

This issue of 'Statistical Abstract of Maharashtra State' for the year 2013-14 (in English and Marathi) is the 39th in the series. In this publication, data on socio-economic characteristics of the State for the year 2013-14 is given. The data for the latest available year is given where the data for the year 2013-14 is not available.

2. I hope that this publication will be useful as 'Reference Book' to those interested in studying socio-economic aspects of Maharashtra and its districts.

3. I am thankful to the various departments and offices of the Central Government, State Government, Local Bodies and Other Organizations for extending their co-operation in supplying the requisite information for inclusion in this publication.

Mumbai

Date : November, 2019

R. R. Shinge

Director,

Directorate of Economics & Statistics,
Mumbai

प्रास्ताविक

०.१ महाराष्ट्र राज्य १९६० मध्ये स्थापन झाल्यापासून "राज्य सांख्यिकी गोषवारा" हे प्रकाशन प्रकाशित करण्यात येते. त्या मालिकेतील हा एकोणचाळीसावा अंक आहे. हा गोषवारा प्रसिध्द करण्याचा हेतू हा आहे की, त्यामुळे राज्यातील शक्य तितक्या जास्तीत जास्त सार्वजनिक व आर्थिक बाबींच्या पार्श्वभूमीवरील आकडेवारी उपलब्ध व्हावी आणि तसेच ह्या गोषवाऱ्याची उपयुक्तता फक्त संदर्भ पुस्तिका म्हणून नसून संशोधनाकरिता, नियोजनाकरिता राज्याच्या सामाजिक व आर्थिक बाबींचा अभ्यास करण्याच्या दृष्टीनेही तो उपयुक्त ठरेल. यामध्ये देण्यात आलेली जास्तीत जास्त माहिती शक्यतो जिल्हानिहाय असून त्यामुळे जिल्ह्याची तुलना करणे शक्य होईल. तसेच ह्यात दिलेल्या काही सामाजिक व आर्थिक क्षेत्रातील निरनिराळ्या वर्षांच्या आकडेवारीच्या मालिकेवरून त्या त्या क्षेत्रातील झालेले बदल अभ्यासण्यास मदत होईल.

०.२ प्रकाशित होणारा हा अंक २०१३-१४ वर्षाचा असून त्यातील अधिकांश माहिती शक्य तेवढी २०१३-१४ वर्षांची आहे. २०१३-१४ ची माहिती उपलब्ध नसल्यास उपलब्ध असलेल्या अद्ययावत वर्षाची माहिती देण्यात आलेली आहे. त्याचप्रमाणे २०१३-१४ वर्षांपर्यंतच्या वर्षवार माहितीची मालिका ह्यात दिलेली आहे. ह्या गोषवाऱ्यात प्रस्तुत केलेली माहिती मूलतः राज्य सरकार व केंद्र सरकारच्या विविध विभागांत तसेच स्थानिक संस्थांत संकलित करण्यात येते. हे विभाग अशी माहिती तयार करून अलिकडील वर्षासाठी अस्थायी माहिती उपलब्ध करून देतात व नंतर ही अस्थायी माहिती अंतिम करण्यात येते. तेव्हा पूर्वी दिलेल्या माहितीपेक्षा ह्या अंतिम माहितीत थोडाफार फरक आढळतो. ह्या कारणामुळे ह्या गोषवाऱ्यात प्रकाशित झालेली माहिती संचालनालयाच्या इतर प्रकाशनांतील (उदा. महाराष्ट्राची संक्षिप्त सांख्यिकी, महाराष्ट्राची आर्थिक पाहणी) किंवा ह्यापूर्वी प्रकाशित झालेले सांख्यिकी गोषवाऱ्यांचे अंक ह्यात प्रकाशित झालेल्या माहितीशी जुळते असे नाही.

दृष्टिक्षेपात महाराष्ट्र

०.३ ही माहिती दोन भागांत विभागली आहे. पहिल्या भागात राज्याविषयी सर्वसाधारण माहिती दिली आहे. दुसऱ्या भागामध्ये राज्य व देशाची लोकसंख्या, कृषि इत्यादी विविध विषयांवरील आकडेवारी देण्यात आली आहे. प्रत्येक बाबीसमोर महाराष्ट्र आणि भारत यांची आकडेवारी कोणत्या वर्षाची आहे हे नमूद करण्यात आले आहे. काही बाबतीत हा काळ एकच नसतो त्यावेळी भारतासाठी अद्ययावत उपलब्ध असलेल्या काळाची आकडेवारी देण्यात येऊन तुलनात्मक अभ्यासासाठी महाराष्ट्राची त्याच वर्षाची / काळाची आकडेवारी देण्यात आली आहे. तसेच टक्केवारीने देशातील आकडेवारीत महाराष्ट्राचा किती हिस्सा आहे हेही दर्शविले आहे.

INTRODUCTORY

0.1. This is the Thirty-ninth issue of the Statistical Abstract of Maharashtra State which is being published since the formation of State in 1960. The purpose of publishing this Abstract is to provide background statistical material on as many socio-economic characteristics of the State as is possible so that the Abstract may prove useful not only as a reference book but also for research, planning or further socio-economic studies about the State. The information is, to the extent feasible, presented districtwise for interdistrict comparison. Some social and economic statistics are presented over a series of years to study trend in these fields.

0.2. The present issue being that for the year 2013-14, the detailed data published is for the year 2013-14, wherever such data is available. Wherever data for 2013-14 is not available, the data for latest available year is given. Yearly series up to the year 2013-14 has also been presented. The statistical data presented in this Abstract has been initially compiled by various departments of the State & Central Government, as well as Local Bodies. These departments usually prepare and release provisional figures for recent years which are then finalized later on. Thus these figures may differ from the provisional figures released earlier. For this reason, the data published in the other publications of this Directorate, viz., "Handbook of Basic Statistics of Maharashtra State", "Economic Survey of Maharashtra" or the earlier issue of the Statistical Abstract may not tally with those published in this Abstract.

MAHARASHTRA AT A GLANCE

0.3. This table is divided into two parts. In the first part, general information about the State is given. In the second part, the statistics on various subjects, such as population, agriculture, etc. are presented along with the corresponding figures relating to the country. In some cases where the year for which the information pertains has been mentioned against each item for Maharashtra and India is not identical, the data for latest available period for India is shown and comparison of Maharashtra with India is made with reference to this period. The statement also gives percentage share of Maharashtra with the figures relating to the country.

सारांश तक्ते

०.५. सारांशविषयक तक्त्यात काही महत्त्वाच्या विषयांवरील माहिती दिलेली आहे. यातील माहिती १९६०-६१ ह्या वर्षासाठी व त्यानंतर संदर्भ वर्षापर्यंत दर दहा वर्षांच्या अंतराने देण्यात आली आहे.

०.६. यापुढे सांख्यिकीय माहितीचे विषयवार तक्ते दिले आहेत. या तक्त्यात जिल्हावार माहिती दिलेली आहे. केंद्रीय सांख्यिकीय संघटनेने सुचवल्याप्रमाणे विषयाची व त्याखालील तक्त्यांची मांडणी करण्यात आली आहे.

SUMMARY TABLES

0.5 Summary tables of some important topics have been presented here. The data are presented in the form of series for 1960-61 and thereafter at an interval of ten years till the year of reference.

0.6. Statistical tables on various subjects are presented thereafter. Districtwise data are depicted in these tables. The tables are grouped under various subjects and are arranged as per recommendations made by the Central Statistical Organisation.



महाराष्ट्र राज्य सांख्यिकीय गोषवारा
STATISTICAL ABSTRACT OF MAHARASHTRA STATE
(2013-14)

अनुक्रमणिका

CONTENTS

| तक्ता क्रमांक Table No. (1) | विषय (2) | पृष्ठ क्रमांक Page No. (3) | Subject (2) |
|-----------------------------------|---|----------------------------------|--|
| (i) | प्रास्ताविक | XI | Introductory |
| (ii) | दृष्टिक्षेपात महाराष्ट्र (सामान्य माहिती, भारताशी तुलना) | 1 | Maharashtra State at a Glance (General Information, comparison with India) |
| (iii) | निवडक विषयांवरील सारांशाचे तक्ते | 7 | Summary tables on selected topics |
| | १. क्षेत्रफळ आणि लोकसंख्या | | 1. AREA AND POPULATION |
| 1.1 | क्षेत्रफळ आणि लोकसंख्या (२०११) | 21 | Area and Population (2011) |
| 1.2 | अनुसूचित जातींची लोकसंख्या (२०११) | 25 | Scheduled Castes Population (2011) |
| 1.3 | अनुसूचित जमातींची लोकसंख्या (२०११) | 27 | Scheduled Tribes Population (2011) |
| 1.4 | लोकसंख्येतील दशवार्षिक वृद्धिदर (२०११) | 29 | Decadal Variation in Population (2011) |
| 1.5 | गावे व शहरांची संख्या (२०११) | 39 | Number of Villages and Towns (2011) |
| 1.6 | गावांचे लोकसंख्येनुसार वर्गीकरण (२०११) | 40 | Villages classified by Population (2011) |
| 1.7 | शहरे/शहरी समूहाचे लोकसंख्येनुसार वर्गीकरण (२०११) | 42 | Classification of Towns/Urban agglomerations by Population (2011) |
| 1.8 | शहरांची, नागरी भागांची आणि ग्रामीण भागांची लोकसंख्या (२०११) | 44 | Population of towns, urban areas and rural areas (2011) |
| 1.9 | ग्रामीण व नागरी भागातील मुख्य कामगार, सीमांतिक कामगार व काम न करणारे स्त्री-पुरुष (२०११) | 60 | Main workers, marginal workers and non-workers by gender in rural and urban areas (2011) |
| 1.10 | मुख्य कामगारांची औद्योगिक प्रकारानुसार वर्गवारी (२०११) | 68 | Classification of main workers by industrial categories (2011) |
| 1.11 | लोकसंख्या व कामगार यांचे वयोगट व लिंग यानुसार वर्गीकरण (२०११) | 78 | Distribution of Population and workers by age group and gender (2011) |
| 1.12 | धर्मानुसार लोकसंख्या (२०११) | 79 | Population classified by religion (2011) |
| 1.13 | राज्य व केंद्रशासित प्रदेशांसाठी लोकसंख्येची ठळक वैशिष्ट्ये (२०११) | 81 | State & Union Territorywise salient features of Population (2011) |
| 1.14 | दि.१ मार्च रोजीची जिल्हावार प्रक्षेपित लोकसंख्या (२००२-२०११) | 83 | Districtwise projected Population as on 1 st March (2002-2011) |
| 1.15 | लोकसंख्येतील साक्षरतेचे प्रमाण (२०११) | 85 | Literacy rate of Population (2011) |
| 1.16 | अनुसूचित जातींच्या लोकसंख्येतील साक्षरतेचे प्रमाण (२०११) | 87 | Literacy rate of Scheduled Castes (2011) |
| 1.17 | अनुसूचित जमातींच्या लोकसंख्येतील साक्षरतेचे प्रमाण (२०११) | 89 | Literacy rate of Scheduled Tribes (2011) |
| 1.18 | बिगरशेती व्यवसायातील आणि शेतमजूरव्यतिरीक्त कामगारांचे (मुख्य व सीमान्त कामगार) मुख्य व्यवसायगटांनुसार वर्गीकरण (२०११) | 91 | Occupational classification of persons at work (Main and Marginal workers) other than cultivators and agricultural labourers into main divisions (2011) |
| 1.19 | बिगरशेती व्यवसायातील आणि शेतमजूरव्यतिरीक्त कामगारांचे (मुख्य व सीमान्त कामगार) व्यवसायानुसार वर्गीकरण (विभाग, गट, इत्यादि. प्रमाणे) (२०११) | 95 | Occupational classification of persons at work (Main & Marginal workers) other than cultivators and agricultural labourers (according to divisions, groups, etc.) (2011) |
| 1.20 | औद्योगिक गट व मुख्य गटानुसार कामगारांचे (शेतीव्यतिरिक्त) वर्गीकरण (२०११) | 100 | Industrial classification of persons at work (other than cultivation) by divisions and major groups (2011) |
| 1.21 | वस्तुनिर्माण, प्रक्रिया, सेवा व दुरुस्ती या प्रकारच्या उद्योग धंद्यात मुख्य कामगारांचे घरगुती उद्योगधंदे व बिगर-घरगुती उद्योगधंदे यानुसार वर्गीकरण (२०११) | 108 | Distribution of main workers in manufacturing, processing, servicing and repairs by household industry and non-household industry (2011) |
| 1.22 | बिगर घरगुती उद्योगधंदे, व्यापार, व्यवसाय किंवा सेवा हा प्रमुख व्यवसाय असणाऱ्यांचे लिंग व कामगारांच्या वर्गानुसार व उद्योगधंद्यानुसार वर्गीकरण (२०११) | 113 | Occupational classification of main workers in non - household industry, trade, business, profession or service by class of worker and gender (2011) |
| 1.23 | काम न करणाऱ्या व्यक्तींचे व्यवसाय प्रकारानुसार व लिंगानुसार वर्गीकरण (२०११) | 117 | Classification of persons not at work classified by type of activity and gender (2011) |
| 1.24 | स्त्री कामगार व काम न करणाऱ्या स्त्रियांचे प्रमुख व्यवसाय व वयोगटानुसार वर्गीकरण (२०११) | 118 | Female workers and female non-workers classified according to main activity and age groups (2011) |
| 1.25 | मुख्य स्त्री कामगार यांचे प्रमुख व्यवसाय व वैवाहिक स्थितीनुसार वर्गीकरण (२०११) | 120 | Female main workers according to main activity classified by marital status (2011) |

| तक्ता क्रमांक Table No. (1) | विषय (2) | पृष्ठ क्रमांक Page No. (3) | Subject (2) |
|-----------------------------------|--|----------------------------------|---|
| 1.26 | बोलण्याच्या प्रमुख भाषेनुसार जिल्हावार लोकसंख्या (२०११) | 122 | Districtwise Population classified by languages mainly spoken (2011) |
| 1.27 | एकूण स्थलांतरीतांची महाराष्ट्रात स्थलांतरांचे कारण व शेवटचे निवासस्थानानुसार संख्या (२०११) | 124 | Migrants classified by place of last residence and reason for migration in Maharashtra (2011) |
| 1.28 | महाराष्ट्र व बृहन्मुंबईमध्ये जन्म व नोंदणीचे ठिकाण यानुसार स्थलांतरितांची लोकसंख्या (२००१) | 126 | Migrants Population by place of birth and place of enumeration in Maharashtra and Greater Mumbai (2001) |
| २. पर्यावरण सांख्यिकी | | 2. ENVIRONMENT STATISTICS | |
| 2.1 | सामान्यपणे पडणाऱ्या पावसाचे दिवस आणि पाऊस यांची मासिक आकडेवारी | 130 | Monthwise normal number of rainy days and rainfall |
| 2.2 | विविध केंद्रांच्या ठिकाणी पडलेला पाऊस | 134 | Rainfall at various centres |
| 2.3 | पावसाची कक्षा व कालावधी | 158 | Spread and range of rainfall |
| ३. जीवनविषयक माहिती | | 3. VITAL STATISTICS | |
| 3.1 | नोंदणी झालेल्या जन्मांची लिंगानुसार संख्या व जन्मसमयी स्त्री-पुरुष प्रमाण | 160 | Number of Registered Births classified by gender and sex ratio at Births |
| 3.2 | ग्रामीण व नागरी भागातील नोंदणी झालेल्या मृत्यूंचे लिंगानुसार वर्गीकरण | 162 | Number of Registered Deaths classified by gender in Rural & Urban Areas |
| 3.3 | नोंदणी झालेल्या मृत्यूंची प्रमुख कारणानुसार संख्या | 163 | Number of Registered Deaths by principal causes |
| 3.4 | नोंदणी झालेले मृत्यूंची स्त्री-पुरुष लिंगानुसार व वयोगटानुसार संख्या | 164 | Number of Registered Deaths by age and gender |
| 3.5 | अर्भक मृत्यू दर व मातामृत्यू प्रमाण | 165 | Infant mortality rate and maternal mortality rate |
| 3.6 | महाराष्ट्र राज्यातील जीवनविषयक महत्त्वाचे दर | 166 | Important vital rates in respect of Maharashtra State |
| 3.7 | जन्म दर, मृत्यू दर व अर्भक मृत्यू दर | 167 | Birth rate, death rate and infant mortality rate |
| 3.8 | रोगांच्या प्रमुख कारणानुसार मृत्यूंची संख्या | 168 | Number of deaths according to principal causes of major diseases |
| ४. गृहनिर्माण | | 4. HOUSING | |
| 4.1 | घरांची वापरानुसार केलेली वर्गवारी (२०११) | 172 | Classification of houses according to use (2011) |
| 4.2 | वापरातील खोल्यांच्या संख्येनुसार कुटुंबांची संख्या (२०११) | 178 | Households by number of rooms occupied (2011) |
| 4.3 | वापरातील निवासी घरे व प्रत्येक घरामागे व्यक्तींची संख्या (२००१) | 182 | Occupied residential houses and number of persons per house (2001) |
| 4.4 | बेघर कुटुंबे व बेघर लोकसंख्या (२०११) | 183 | Houseless households and houseless Population (2011) |
| 4.5 A | राहत्या घरांचे छप्परासाठी वापरलेल्या प्रमुख सामानानुसार कुटुंबांचे वर्गीकरण (२०११) | 184 | Households by pre dominant material used for roof of houses occupied (2011) |
| 4.5 B | राहत्या घरांचे भिंतीसाठी वापरलेल्या प्रमुख सामानानुसार कुटुंबांचे वर्गीकरण (२०११) | 188 | Households by pre dominant material used for wall of houses occupied (2011) |
| ५. शिक्षण | | 5. EDUCATION | |
| 5.1 | शिक्षणाच्या प्रकारानुसार मान्यता प्राप्त संस्था | 194 | Number of recognised institutions by type of education |
| 5.2 | फक्त मुलींसाठी असलेल्या शैक्षणिक संस्थांची शिक्षणाच्या प्रकारानुसार संख्या | 195 | Number of educational institutions exclusively for girls by type of education |
| 5.3 | वर्गीकरणानुसार शाळांची संख्या | 196 | Number of schools according to classification |
| 5.4 | शाळेतील शिक्षकांची विभागवार संख्या | 198 | Number of school teachers classified by department |
| 5.5 | शाळेतील विद्यार्थ्यांची विभागवार संख्या | 200 | Number of students classified by department |
| 5.6 | अनुसूचित जातीच्या विद्यार्थ्यांची विभागवार संख्या | 202 | Number of scheduled castes students classified by department |
| 5.7 | अनुसूचित जमातीतील विद्यार्थ्यांची विभागवार संख्या | 204 | Number of scheduled tribes students classified by department |
| 5.8 | शिक्षणाच्या प्रकारानुसार संस्था व विद्यार्थी | 206 | Institutions and enrolment by type of education |
| 5.9 | पटावरील विद्यार्थी व शिक्षकांची संख्या | 214 | Enrolment of students and number of teachers |
| 5.10 | पूर्व प्राथमिक, प्राथमिक व माध्यमिक शाळांतील विद्यार्थ्यांची इयत्तावार संख्या | 217 | Number of pupils in pre-primary, primary and secondary schools by standards |
| 5.11 | प्राथमिक व माध्यमिक (उच्च माध्यमिकसह) शिक्षण संस्थातील विद्यार्थ्यांची शिक्षणाच्या माध्यमानुसार संख्या | 219 | Number of pupils in primary and secondary (including Higher Secondary) institutions according to medium of instructions |

| तक्ता क्रमांक Table No. (1) | विषय (2) | पृष्ठ क्रमांक Page No. (3) | Subject (2) |
|--|--|----------------------------------|--|
| 5.12 | प्रमुख परीक्षांचे निकाल | 222 | Results of Major examinations |
| 5.13 | संस्थेच्या प्रकारानुसार तांत्रिक शिक्षण संस्था | 225 | Technical Institutions by type of Institutions |
| 5.14 | शासकीय व अशासकीय औद्योगिक प्रशिक्षण संस्थांमधील मंजूर केलेल्या जागा, प्रवेश क्षमता व उत्तीर्ण झालेल्यांची संख्या | 227 | Number of sanctioned seats, intake capacity and outturn of Government and Non-Government industrial training institutions |
| 5.15 | तांत्रिक संस्थांची त्यांच्या वर्गवारीनुसार संख्या, प्रवेश क्षमता, नाव नोंदविलेले, उत्तीर्ण झालेले विद्यार्थी आणि शिक्षकांची संख्या | 229 | Number of Technical institutions, their intake capacity, enrolment, outturn and number of teachers by category of institutions |
| 5.16 | अभियांत्रिकी पदवी अभ्यासक्रमातील प्रवेशांची प्रकारानुसार संख्या | 229 | Intake in degree courses in Engineering by categories |
| 5.17 | अभियांत्रिकी, तंत्रशास्त्र व तंत्रनिकेतन महाविद्यालयाच्या अंतिम वर्षाच्या परीक्षेस बसलेल्या व उत्तीर्ण झालेल्या विद्यार्थ्यांची संख्या | 230 | Number of students appeared and passed in final year examinations of engineering, technical and polytechnic colleges |
| ६. जनता संपर्क | | | 6. MASS COMMUNICATION |
| 6.1 | प्रमुख भाषांमधून प्रसिध्द झालेली वृत्तपत्रे व नियतकालिके यांची संख्या | 232 | Number of newspapers, periodicals published in major languages |
| 6.2 | जिल्हावार छापखान्यांची संख्या | 233 | Districtwise number of printing presses |
| 6.3 | छापखाने व निरनिराळ्या भाषांतील नियतकालिके | 234 | Number of printing presses & number of periodicals in different languages |
| 6.4 | प्रकाशित पुस्तके व नियतकालिके या विषयीची सांख्यिकी | 240 | Statistics of books and periodicals published |
| 6.5 | पुस्तके व नियतकालिके यांचे भाषावार वर्गीकरण | 240 | Classification of books and periodicals according to the languages |
| 6.6 | प्रसिध्द झालेली पुस्तके व नियतकालिके यांची विषयवार वर्गवारी | 241 | Classification of books and periodicals published according to subjects |
| ७. आरोग्य | | | 7. HEALTH |
| 7.1 | वैद्यकीय (विषम चिकित्सकीय) संस्थांची संख्या | 244 | Number of Medical (Allopathic) Institutions |
| 7.2 | आयुर्वेदिक, युनानी व होमियोपॅथिक संस्थांची संख्या | 246 | Number of Ayurvedic, Unani & Homeopathic Institutions |
| 7.3 | वैद्यकीय संस्थांमधील खाटांची संख्या | 248 | Number of beds in Medical Institutions |
| 7.4 | सार्वजनिक आणि सार्वजनिक सहाय्यित संस्थांकडून मिळणाऱ्या वैद्यकीय सुविधा | 249 | Medical facilities available through public and public aided institutions |
| ८. कुटुंब कल्याण | | | 8. FAMILY WELFARE |
| 8.1 | कुटुंब कल्याण केंद्रांची / चिकित्सालयांची संख्या | 252 | Number of family welfare centres/clinics |
| 8.2 | महाराष्ट्रातील कुटुंब कल्याण कार्यक्रम | 253 | Family Welfare Programme in Maharashtra |
| 8.3 | कार्यरत असलेल्या कुटुंब कल्याण केंद्रांची संख्या व त्यांचे कार्य | 254 | Number of family welfare centres operating and work done |
| ९. समाज कल्याण सेवा | | | 9. SOCIAL WELFARE SERVICES |
| 9.1 | आर्थिकदृष्ट्या दुर्बल घटकांना वितरित केलेल्या कर्ज व अनुदानाबाबत उद्देश व साधनानुसार माहिती | 256 | Loans and grants disbursed to economically weaker sections by purpose and sources |
| १०. सामाजिक संरक्षण आणि सामाजिक सुरक्षा (पोलिस, गुन्हे व न्याय) | | | 10. SOCIAL SECURITY AND SOCIAL DEFENCE (POLICE, CRIME AND JUDICIAL) |
| 10.1 | महाराष्ट्र राज्यातील पोलिस ठाणी व पोलिसांची संख्या (रेल्वे समाविष्ट तथापि बृहन्मुंबई वगळून) | 258 | Police stations and police force in Maharashtra State (including Railways but excluding Brihan Mumbai) |
| 10.2 | महाराष्ट्र राज्यातील पोलिसांवरील खर्च व त्यांची संख्या | 260 | Cost and strength of Police in Maharashtra State |
| 10.3 | महाराष्ट्र राज्यात झालेले इंडियन पिनल कोडखाली दखलपात्र असलेले गुन्हे (गुन्हाचे प्रयत्न धरून) | 262 | Cognizable offences (including attempts) under Indian Penal Code in Maharashtra State |
| 10.4 | बृहन्मुंबईतील दखलपात्र गुन्हे, भाग-१ | 264 | Cognizable crimes in Brihan Mumbai Part-I |
| 10.5 | बृहन्मुंबईतील दखलपात्र गुन्हे, भाग-२ | 266 | Cognizable crimes in Brihan Mumbai Part-II |
| 10.6 | बृहन्मुंबईतील दखलपात्र नसलेले गुन्हे, भाग-१ | 268 | Non-Cognizable crimes in Brihan Mumbai Part-I |
| 10.7 | बृहन्मुंबईतील दखलपात्र नसलेले गुन्हे, भाग-२ | 270 | Non-Cognizable crimes in Brihan Mumbai Part-II |
| 10.8 | बृहन्मुंबईतील व महाराष्ट्र राज्यातील (बृहन्मुंबई सहित) चोरीस गेलेली व परत मिळालेली मालमत्ता | 272 | Property stolen and recovered in Brihan Mumbai and in Maharashtra State (including Brihan Mumbai) |
| 10.9 | महाराष्ट्र राज्यातील दखलपात्र गुन्हे (रेल्वे समाविष्ट परंतु मुंबई शहर वगळून) भाग-१ | 274 | Cognizable crimes in Maharashtra State (including Railway but excluding Mumbai City) Part-I |

| तक्ता क्रमांक Table No. (1) | विषय (2) | पृष्ठ क्रमांक Page No. (3) | Subject (2) |
|-----------------------------------|---|----------------------------------|---|
| 10.10 | महाराष्ट्र राज्यातील दखलपात्र गुन्हे (रेल्वे समाविष्ट परंतु मुंबई शहर वगळून) भाग-२ | 276 | Cognizable crimes in Maharashtra State (including Railway but excluding Mumbai City) Part-II |
| 10.11 | कारागृहातील व दुय्यम कारागृहातील कैदी | 278 | Prisoners confined in jails and subsidiary jails |
| 10.12 | कारागृहात दाखल केलेल्या व वर्षअखेरीस राहिलेल्या कैद्यांची वर्गानुसार संख्या व चालू वर्षात कैद केलेल्या कैद्यांची (न्यायिक कैदी फक्त) स्त्री-पुरुष, वय, साक्षरता व पूर्वीच्या व्यवसायानुसार संख्या | 279 | Number of convicts admitted and those remained in jail at the close of the year by gender and convicts imprisoned during the year by gender, age, literacy and previous occupation (for judicial convicts only) |
| 10.13 | कारागृहात दाखल केलेल्या कैद्यांची स्त्री-पुरुष, शिक्षेचे स्वरूप व शिक्षेची मुदत यानुसार, तसेच पूर्वी शिक्षा झालेली असून पुन्हाकारागृहात दाखल केलेल्या कैद्यांची संख्या (न्यायिक कैदी फक्त) | 280 | Numbers of convicts admitted into jails by gender, nature & length of sentences and previously convicted convicts readmitted into the jails (for judicial convicts only) |
| 10.14 | तुरुंगातील कैद्यांवर पहारा करणे व त्यांची देखभाल करणे यावरील खर्च | 281 | Expenditure on guarding and caring the prisoners in jails |
| ११. राज्य उत्पन्न | | | 11. STATE INCOME |
| 11.1 | घटक खर्चावर आधारित राज्य उत्पन्न व दरडोई उत्पन्न आणि त्यांचे निर्देशांक | 284 | State Income and Per Capita State Income at factor cost and their indices |
| 11.2 | घटक खर्चावर आधारित चालू किंमतीनुसार क्षेत्रवार निव्वळ राज्य उत्पन्न | 285 | Net State Domestic product at factor cost by sectors at current prices |
| 11.3 | घटक खर्चावर आधारित स्थिर (२००४-०५ च्या) किंमतीनुसार क्षेत्रवार निव्वळ राज्य उत्पन्न | 286 | Net State Domestic product at factor cost by sectors at constant (2004-05) prices |
| 11.4 | घटक खर्चावर आधारित निव्वळ राज्य उत्पन्नाचे व दरडोई निव्वळ राज्य उत्पन्नाचे चालू किंमतीनुसार व स्थिर (२००४-०५ च्या) किंमतीनुसार मुख्य क्षेत्रवार निर्देशांक | 287 | Indices of Net State Domestic Product at Factor Cost by Major Sectors & Per Capita Net State Domestic Product at Current & Constant (2004-05) Prices |
| 11.5 | मागील वर्षाच्या तुलनेत निव्वळ राज्य उत्पन्नाच्या बदलाची टक्केवारी स्थिर (२००४-०५ च्या) किंमतीनुसार | 288 | Percentage change in Net State Domestic Product and Net National Income over the previous year at Constant (2004-05) Prices |
| 11.6 | स्थिर (२००४-०५ च्या) किंमतीनुसार निवडक राज्यांचे व केंद्रशासित प्रदेशांचे दरडोई राज्य उत्पन्न | 289 | Per capita State Income of selected State/Union Territories of India at constant (2004-05) prices |
| 11.7 | औद्योगिक गटानुसार झालेले चालू किंमतीनुसार राज्य उत्पन्न | 290 | State Income by Industry of origin at current prices |
| 11.8 | औद्योगिक गटानुसार झालेले चालू किंमतीनुसार राज्य उत्पन्नाची टक्केवारी | 292 | Percentage distribution of State Income by Industry of origin at current prices |
| 11.9 | औद्योगिक गटानुसार झालेले स्थिर (२००४-०५ च्या) किंमतीनुसार राज्य उत्पन्न | 293 | State Income by Industry of origin at constant (2004-05) prices |
| 11.10 | औद्योगिक गटानुसार झालेले स्थिर (२००४-०५ च्या) किंमतीनुसार राज्य उत्पन्नाची टक्केवारी | 294 | Percentage distribution of State Income by Industry of origin at constant (2004-05) prices |
| 11.11 | औद्योगिक गटानुसार झालेले स्थिर (२००४-०५ च्या) किंमतीनुसार राज्य उत्पन्नाचे निर्देशांक | 295 | Indices of State Income by Industry of origin at constant (2004-05) prices |
| १२. शेती | | | 12. AGRICULTURE |
| 12.1 | जमिनीचा वापर | 300 | Land utilisation |
| 12.2 | प्रमुख पिकांखालील क्षेत्र व त्यांचे उत्पादन | 302 | Area and outturn of principal crops |
| 12.3 | जास्त उत्पादित पिकांच्या प्रकारानुसार क्षेत्र व दर हेक्टरी सरासरी उत्पादन | 308 | Area and average yield per hectare of High Yielding Varieties Crops |
| 12.4 | भारतातील प्रमुख पिकांचे राज्यवार सरासरी उत्पादन | 310 | Average yield of important crops in India by States |
| 12.5 | वहित धारण जमिनीच्या आकारमान गटानुसार वहित धारकांची संख्या व क्षेत्र (कृषी गणना २०१०-११) | 312 | Number of Operational Holdings & Area according to Size Groups (Agriculture Census 2010-11) |
| 12.6 | धारण प्रकारानुसार एकूण वहित धारकांची संख्या व क्षेत्र (कृषी गणना २०१०-११) | 314 | Number and Area of Operational Holdings by Tenure and by Size Groups (Agriculture Census 2010-11) |
| 12.7 | रासायनिक खतांचा वापर | 315 | Consumption of chemical fertilizers |
| 12.8 | महाराष्ट्र राज्यातील प्रमुख पिकांच्या उत्पादनाचे निर्देशांक | 316 | Index numbers of production of principal crops in Maharashtra State |
| 12.9 | मुख्य पिकांखालील जिल्हावार क्षेत्र | 318 | Districtwise area under major crops |
| 12.10 | महाराष्ट्र राज्यातील प्रमुख पिकांखालील क्षेत्रांचे निर्देशांक | 320 | Index numbers of area of principal crops in Maharashtra State |

| तक्ता क्रमांक Table No. (1) | विषय (2) | पृष्ठ क्रमांक Page No. (3) | Subject (2) |
|-----------------------------------|---|----------------------------------|--|
| 12.11 | महाराष्ट्र राज्यातील प्रमुख पिकांच्या सरासरी उत्पादनांचे निर्देशांक | 322 | Index numbers of average yield of principal crops in Maharashtra State |
| 12.12 | जिल्हावार बांधबंदिस्ती केलेली जमीन | 324 | Area bounded in each district |
| 12.13 | वहितीची खाती आणि त्यांचे क्षेत्र (कृषी गणना २०१०-११) | 325 | Number of operational holdings and area operated (Agriculture Census 2010-11) |
| | १३. जलसिंचन | | 13. IRRIGATION |
| 13.1 | सिंचनाच्या निरनिराळ्या साधनांनी भिजलेले क्षेत्र | 328 | Area irrigated by different sources of irrigation |
| 13.2 | सिंचनाखालील स्थूल क्षेत्र व पिकांखालील स्थूल क्षेत्र | 329 | Gross area irrigated and gross cropped area |
| 13.3 | विविध पिकांखालील सिंचित क्षेत्र | 330 | Irrigated area under various crops |
| 13.4 | एकूण बागायती विहिरींची संख्या (कृषी गणना २०१०-११) | 332 | Total number of irrigation wells (Agriculture Census 2010-11) |
| 13.5 | निर्मित सिंचन क्षमता व प्रत्यक्ष सिंचित क्षेत्र | 333 | Irrigation potential created and actual Irrigated area |
| | १४. पशुसंवर्धन आणि दुग्धव्यवसाय | | 14. ANIMAL HUSBANDRY AND DAIRYING |
| 14.1 | जिल्हावार पशुधनाची संख्या (पशुगणना - २०१२) | 338 | Livestock in each district (Livestock Census 2012) |
| 14.2 | पशुसंवर्धनासाठी पायाभूत सुविधा | 342 | Infrastructural facilities in Animal Husbandry |
| 14.3 | पशुवैद्यकीय संस्थांनी केलेले काम | 344 | Work done by Veterinary Institutions |
| 14.4 | दुग्धशाळा आणि दूध शीतकरण केंद्रांची संख्या व त्यांची क्षमता | 346 | Number of dairies and milk chilling centres and their capacity |
| 14.5 | उपचार केलेल्या व खच्ची केलेल्या जनावरांची संख्या | 348 | Number of animals treated and castrated |
| 14.6 | पशुवैद्यकीय संस्थांची संख्या | 352 | Number of Veterinary Institutions |
| 14.7 | पशुसंवर्धनासंबंधीची संकीर्ण माहिती | 353 | Miscellaneous statistics related to animal husbandry |
| | १५. वनशास्त्र व लाकूडतोड | | 15. FORESTRY AND LOGGING |
| 15.1 | मालकीनुसार वनक्षेत्र | 358 | Area under forest classified by ownership |
| 15.2 | प्रमुख वनोत्पादने आणि मूल्य | 360 | Quantity and Value of Major Forest Produce |
| 15.3 | आगी आणि गुरांपासून संरक्षित वनक्षेत्र | 362 | Forest area protected from fire and cattle grazing |
| 15.4 | महत्त्वाच्या जातींच्या झाडांच्या लागवडीचे क्षेत्र | 362 | Area under plantation of important species |
| 15.5 | वनांपासून महसूल व वनांवरील खर्च | 363 | Revenue from and expenditure on forests |
| 15.6 | निरनिराळ्या प्रकारच्या वनांखालील क्षेत्र | 364 | Area under different types of forests |
| | १६. मत्स्यव्यवसाय | | 16. FISHERIES |
| 16.1 | मासळीच्या प्रकाराच्या गटानुसार पकडलेली व उतरविलेली मासळी | 368 | Fish catch and landings by group of species |
| 16.2 | पकडलेल्या मासळीचा विल्हेवाट (सागरी व भूजल) | 370 | Disposition of Fish Catch (Marine and Inland) |
| 16.3 | खारवण केंद्रात केलेली माशांची आयात, मिठाचे वाटप आणि खारवलेले मासे | 371 | Quantity of fish brought, salt issued and fish cured at different curing centres |
| 16.4 | सागरी मत्स्योत्पादन | 371 | Marine fish production |
| 16.5 | मत्स्यव्यवसायासंबंधीची संकीर्ण माहिती | 372 | Miscellaneous statistics related to fisheries |
| 16.6 | प्रकारानुसार सागरी मत्स्योत्पादन | 373 | Varietywise marine fish production |
| 16.7 | निरनिराळ्या प्रकारच्या सागरी माशांच्या सरासरी वार्षिक घाऊक किंमती | 374 | Average annual wholesale (Boatside) prices of various varieties of marine fish |
| 16.8 | मासळीच्या प्रमुख प्रकारच्या मत्स्योत्पादनाचा एकूण मत्स्योत्पादनाच्या मूल्यातील हिस्सा (टक्केवारी) | 375 | Percentage share of prominent varieties in total valuation of fish production |
| | १७. सहकार | | 17. CO-OPERATION |
| 17.1 | सर्व सहकारी संस्थांची निवडक सांख्यिकी | 378 | Selected Statistics of all Co-operative Societies |
| 17.2 | प्रकारानुसार सहकारी संस्था व बँकांचे वर्गीकरण | 380 | Co-operative Societies and Banks Classified by types |
| 17.3 | कृषि पत व बहुउद्देशीय संस्थांचे कार्ये | 382 | Activities of agricultural credit and multipurpose societies |
| 17.4 | बिगर कृषि पत संस्थांचे व्यवहार | 384 | Transactions of Non-agricultural credit societies |
| 17.5 | सहकार भूविकास बँकेची निवडक सांख्यिकी | 386 | Selected Statistics of State Co-operative Land Development Bank |
| 17.6 | मध्यवर्ती सहकारी बँकांची निवडक सांख्यिकी | 387 | Selected Statistics of Central Co-operative Banks |

| तक्ता क्रमांक Table No. (1) | विषय (2) | पृष्ठ क्रमांक Page No. (3) | Subject (2) |
|-----------------------------------|---|----------------------------------|--|
| 17.7 | राज्य शिखर सहकारी पणन संघाची निवडक सांख्यिकी | 388 | Selected Statistics of Apex State Co-operative Marketing Federation |
| 17.8 | मध्यवर्ती ग्राहक भांडारांची निवडक सांख्यिकी | 389 | Selected Statistics of Central consumers stores |
| 17.9 | मजूर सहकारी संस्थांची निवडक सांख्यिकी | 389 | Selected Statistics of Labour Co-operative Societies |
| 17.10 | प्राथमिक गृहनिर्माण सहकारी संस्थांची निवडक सांख्यिकी | 390 | Selected Statistics of Primary Housing Co-operative Societies |
| 17.11 | दुग्धशाळा व दूध पुरवठा सहकारी संस्थांची निवडक सांख्यिकी | 390 | Selected Statistics of Dairy and Milk supply Co-op. Societies |
| 17.12 | राज्यातील महिला सहकारी संस्थांची वर्षनिहाय निवडक सांख्यिकी | 391 | Yearwise Selected Statistics of Women Co-operative Societies in the State |
| 17.13 | औद्योगिक सहकारी संस्थांची निवडक सांख्यिकी | 391 | Selected Statistics of Industrial Co-operative Societies |
| 17.14 | कृषि व बिगर कृषि पत शिखर आणि मध्यवर्ती संस्थांचे व्यवहार | 392 | Operations of agricultural and Non-agricultural credit apex & central institutions |
| 17.15 | सहकारी पणन संस्थांचे व्यवहार | 394 | Operations of Co-operative Marketing Societies |
| 17.16 | सहकारी उत्पादक संस्थांचे व्यवहार | 396 | Operations of Co-operative Productive Enterprises |
| 17.17 | इतर सहकारी संस्थांचे व्यवहार | 398 | Operations of Other Co-operative societies |
| १८. खाण व दगड खाणकाम | | | 18. MINING AND QUARRYING |
| 18.1 | खनिज उत्पादन, त्यांचे मूल्य व एकूण खाणी | 402 | Mineral production, its value and total mines |
| १९. वस्तुनिर्माण | | | 19. MANUFACTURING |
| 19.1 | नोंदणीकृत कारखान्यांची संख्या | 406 | Number of Registered Factories |
| 19.2 | निर्मित करणाऱ्या उद्योगांचे उत्पादन व रोजगार | 407 | Production and employment of Manufacturing Industries |
| 19.3 | खादी व ग्रामोद्योग मंडळाकडून निरनिराळ्या उद्योगांना दिलेले अनुदान व कर्ज पुरवठा | 409 | Amount of grants and loan disbursed to various Industries by Khadi and Village Industries Board |
| 19.4 | औद्योगिक क्षेत्रातील भूखंड विकास | 411 | Estates Developed in the Industrial Area |
| 19.5 | महाराष्ट्रातील औद्योगिक उत्पादन | 412 | Industrial Production in Maharashtra |
| 19.6 | चालू कारखान्यातील कामगारांच्या संख्येनुसार वर्गीकरण | 414 | Distribution of working factories according to their worker strength |
| 19.7 | ३१ डिसेंबर, २०१३ रोजी संपणाऱ्या वर्षातील चालू कारखान्यांची व त्यातील सरासरी दैनिक कामगारांची प्रमुख उद्योग गटांनुसार संख्या | 416 | Number of working factories and average daily employment in major group of industries during the year ending 31 st December, 2013 |
| 19.8 | वार्षिक उद्योग पाहणी (गणना + गैर गणना) | 430 | Annual survey of industries (Census + Non-census) |
| २०. वीज व ऊर्जा | | | 20. ELECTRICITY AND POWER |
| 20.1 | महाराष्ट्रातील विजेचा पुरवठा व वापर | 434 | Supply and Consumption of electricity in Maharashtra |
| 20.2 | विद्युतीकरण झालेल्या शहरांची / गावांची संख्या | 435 | Number of Towns/Villages Electrified |
| 20.3 | उपयोगानुसार वीज शक्तीचा वापर | 436 | Consumption of Electricity by uses |
| २१. व्यापार | | | 21. TRADE |
| 21.1 | लोहमार्गाने व जलमार्गाने निवडक वस्तूंची महाराष्ट्र राज्यातील आयात व निर्यात | 440 | Import and Export of selected commodities by rail and waterway |
| 21.2 | मुंबई बंदरात आयात झालेला व मुंबई बंदरातून निर्यात झालेला माल | 442 | Imports into Mumbai port and Exports from Mumbai port |
| २२. परिवहन | | | 22. TRANSPORT |
| 22.1 | महाराष्ट्र राज्यातील जिल्हानिहाय नोंद केलेली मोटार वाहने | 446 | Number of Motor Vehicles Registered by District in the State |
| 22.2 | निरनिराळ्या विभागांच्या देखभाली खालील रस्ते | 448 | Roads maintained by various Authorities in the State |
| 22.3 | वाहनांच्या प्रकारानुसार अपघातांची संख्या | 449 | Number of accidents classified by type of vehicles |
| 22.4 | राज्यमार्ग परिवहन महामंडळाच्या वाणिज्यिक विभागाची एकूण प्रगती | 451 | Progress of Commercial Wing of Maharashtra State Road Transport Corporation |
| 22.5 | प्रकारानुसार जिल्हानिहाय रस्ते लांबीचे वर्गीकरण | 452 | Districtwise Road length classified by categories |
| 22.6 | ३१ मार्च, २०१४ रोजीची राज्यातील लोहमार्गाची लांबी | 453 | Railway's route length in the State as on 31 st March, 2014 |
| 22.7 | वर्गवारीनुसार रस्त्यांची लांबी | 454 | Road length according to different classes |
| 22.8 | पृष्ठभागांच्या प्रकारानुसार रस्त्यांची लांबी | 455 | Road length according to surface type |

| तक्ता क्रमांक Table No. (1) | विषय (2) | पृष्ठ क्रमांक Page No. (3) | Subject (2) |
|---|---|--|---|
| 22.9 | महाराष्ट्र राज्यमार्ग परिवहन महामंडळाची माहिती | 456 | Information of Maharashtra State Road Transport Corporation |
| 22.10 | मुंबई गोदीत असलेल्या किंवा बंदरात नांगरलेल्या वाफेवरच्या आणि सुसज्ज (शासकीय किंवा व्यापारी) जहाजांची संख्या व त्यांचे वजन | 457 | Number and Tonnage of steam and square rigged vessels (Government and Merchant) which entered the Mumbai docks or were berthed at the harbour walls |
| 22.11 | मुंबई येथील मेरीवेदर व ह्युजेस गोदीत दुरूस्तीसाठी आलेल्या जहाजांची संख्या व वजन | 457 | Number and Tonnage of vessels docked in Merryweather and Hughes dry docks in Mumbai |
| 22.12 | महाराष्ट्र राज्यातील गौण बंदरातून होणारी प्रवाशांची वाहतूक | 458 | Passengers Traffic at the minor ports of Maharashtra State |
| 22.13 | महाराष्ट्र राज्याच्या गौण बंदरातून हाताळलेला (आयात व निर्यात) माल | 459 | Cargo (Imports and Exports) handled at minor ports of Maharashtra State |
| 22.14 | विमानतळांवरून होणारी प्रवासी व माल वाहतूक | 459 | Passengers and freight traffic from the airports |
| | २३. पणन व साठवणूक | | 23. MARKETING AND STORAGE |
| 23.1 | जिल्हानिहाय नियंत्रित बाजारपेठांची संख्या | 462 | Districtwise number of regulated markets |
| 23.2 | गोदामांची संख्या व साठवणूक क्षमता | 463 | Number and capacity of storage units |
| 23.3 | शासकीय गोदामांची संख्या व त्यांची क्षमता | 464 | Number and capacity of State owned warehouses |
| 23.4 | निवडक वस्तूंची संस्थांद्वारे वसुली | 465 | Procurement of selected commodities by agencies |
| 23.5 | अधिकृत शिधावाटप दुकाने | 467 | Number of authorized Fair Price Shops |
| | २४. संपर्क साधने | | 24. COMMUNICATIONS |
| 24.1 | टपाल व तार घरे | 470 | Number of Posts and Telegraphs |
| | २५. पर्यटन व मुलकी हवाई वाहतूक | | 25. TOURISM AND CIVIL AVIATION |
| 25.1 | मुंबईत उतरणारे परदेशी पर्यटक | 472 | Foreign Tourists disembarking at Mumbai |
| 25.2 | उड्डाण क्लब, विमाने व प्रशिक्षित व्यक्तींची संख्या | 473 | Number of flying clubs, Planes and persons trained |
| | २६. कामगार व सेवायोजन | | 26. LABOUR AND EMPLOYMENT |
| 26.1 | दुकाने, व्यापारी संस्था व त्यातील कामगार | 476 | Number of shops, commercial establishments and workers employed |
| 26.2 | सार्वजनिक क्षेत्रात नोंदविलेल्या कारखान्यांची व त्यातील सरासरी कामगारांची उद्योग गटानुसार संख्या | 477 | Industry typewise number of Registered working factories and average daily workers employed in public sector |
| 26.3 | खाजगी क्षेत्रात नोंदविलेल्या कारखान्यांची व त्यातील सरासरी कामगारांची उद्योग गटानुसार संख्या | 480 | Industry typewise number of Registered working factories and average daily workers employed therein in private sector |
| 26.4 | माजी सैनिक, मागासवर्गीय व अनुसूचित जातींच्या कर्मचाऱ्यांचे वर्षवार अभिवेदन | 483 | Yearwise representation of employees of Scheduled Castes, Backward Classes and Ex-Servicemen |
| 26.5 | रोजगार विनिमय केंद्रानुसार नोंदणी झालेल्या अर्जदारांची, नोकरी मिळालेल्यांची व जाहीर झालेल्या रिकाम्या जागांची संख्या | 485 | Number of Registrations, placings and vacancies notified by Employment and self-employment Guidance Centres |
| 26.6 | उद्योगांच्या प्रकारानुसार रोजगार | 484 | Industrywise Employment |
| 26.7 | खाणी, मळे, बंदरे इत्यादी मधील रोजगार | 484 | Employment in Mines, Plantation, Harbours, Ports, etc. |
| 26.8 | खाजगी आणि सार्वजनिक क्षेत्रातील अंदाजित रोजगार | 485 | Estimated Employment in Private and Public Sector |
| 26.9 | राज्य लोकसेवा आयोगाद्वारे जाहिरात दिलेल्या पदांची व शिफारस केलेल्या उमेदवारांची संख्या | 486 | Number of Posts advertised and candidates recommended by the State Public Service Commission |
| 26.10 | महाराष्ट्रातील औद्योगिक दुखापतींची संख्या | 487 | Industrial Injuries in Maharashtra |
| 26.11 | अपघात झालेल्या कामगारांची संख्या व त्यांना भरपाईपोटी दिलेली रक्कम | 488 | Number of workers who were involved in accidents and compensation paid to them |
| 26.12 | उद्योगानुसार संप व टाळेबंदींची संख्या | 489 | Industrywise number of strikes and lockouts |
| 26.13 | औद्योगिक तंटे | 490 | Industrial disputes |
| 26.14 | सभासद संख्येनुसार कामगार संघटना | 491 | Distribution of Trade Unions according to their membership size |
| 26.15 | कारखान्यांत काम करणाऱ्या स्त्रियांची संख्या व त्यांना दिलेले प्रसूतीविषयक फायदे | 492 | Yearwise number of female workers employed in factories and maternity benefits given |
| 26.16 | सुती कापड उद्योग व यंत्रोत्पादक कारखान्यांतील निवडक केंद्रांतील गैरहजेरी | 493 | Absenteeism in Cotton Textiles and Engineering industries at selected centres |

| तक्ता क्रमांक Table No. (1) | विषय (2) | पृष्ठ क्रमांक Page No. (3) | Subject (2) |
|-----------------------------------|---|----------------------------------|--|
| 26.17 | श्रमिक नुकसान भरपाई कायदा, १९२३ खालील प्रकरणे | 495 | Cases decided under Workmen's Compensation Act, 1923 |
| 26.18 | महाराष्ट्र राज्यातील शासकीय, जिल्हा परिषद व नगरपरिषद कार्यालयांतील कर्मचाऱ्यांची संख्या | 496 | Number of Employees in State Government, Zilla Parishad and Municipal Council Offices in Maharashtra State |
| 26.19 | राज्य शासकीय, जिल्हा परिषद व नगरपरिषद कार्यालयांतील जिल्हावार स्त्री-पुरुष कर्मचारी (रिक्त पदे वगळून) (कर्मचारी गणना - २००८) | 497 | Districtwise number of employees by gender in State Government, Zilla Parishads and Municipal Councils (Excluding vacant posts) (Census of Employees-2008) |
| 26.20 | पदांच्या वर्गानुसार जिल्हावार राज्य शासकीय कर्मचारी (कर्मचारी गणना - २००८) | 498 | Districtwise and Classwise State Government employees (Census of Employees-2008) |
| 26.21 | पदांच्या वर्गानुसार जिल्हावार जिल्हा परिषद कर्मचारी (कर्मचारी गणना - २००८) | 499 | Districtwise and Classwise Zilla Parishad employees (Census of Employees-2008) |
| 26.22 | पदांच्या वर्गानुसार जिल्हावार नगरपरिषद कर्मचारी (कर्मचारी गणना - २००८) | 500 | Districtwise and Classwise Municipal Council employees (Census of Employees-2008) |
| | २७. बँका | | 27. BANKING |
| 27.1 | जिल्हानिहाय व्यापारी बँकांची कार्यालये | 502 | Districtwise Commercial Banking Offices |
| 27.2 | लोकसंख्येच्या गटानुसार व्यापारी बँक कार्यालयांचे वर्गीकरण | 530 | Commercial Banking Offices classified according to Population range |
| 27.3 | वर्गीकृत व्यापारी बँकांच्या पतपुरवठ्याचे व्यवसायानुसार जिल्हावार वर्गीकरण | 532 | Districtwise and occupationwise classification of outstanding credit of Scheduled Commercial Banks |
| 27.4 | मार्च, २०१४ अखेर राज्यवार वर्गीकृत व्यापारी बँकांच्या ठेवी आणि कर्जे | 539 | Deposit and advances of Scheduled Commercial Banks by State upto March end, 2014 |
| 27.5 | वर्गीकृत, अवर्गीकृत व सहकारी बँकांच्या कार्यालयांची संख्या (३१ मार्च, २०११ रोजी) | 540 | Number of Offices of Scheduled, Non-scheduled and Co-operative Banks (As on 31st March, 2011) |
| | २८. लोकवित्त | | 28. PUBLIC FINANCE |
| 28.1 | महाराष्ट्र शासनाचा एकूण महसूल | 542 | Total Revenue of Maharashtra Government |
| 28.2 | महसुली लेखातून केलेला खर्च | 543 | Expenditure from Revenue Account |
| 28.3 | भांडवली अर्थसंकल्प | 543 | Capital Budget |
| 28.4 | एकूण अर्थसंकल्पीय स्थिती | 544 | Overall Budgetary Position |
| 28.5 | एकूण खर्चाची निरनिराळ्या उद्देशानुसार टक्केवारी | 544 | Percentage distribution of total expenditure into different purpose categories |
| 28.6 | आर्थिक वर्गीकरणानुसार शासनाच्या खर्चाची टक्केवारी | 545 | Percentage distribution of Government expenditure according to economic classification |
| 28.7 | वस्तूनुसार अवकारी महसूल | 546 | Excise Revenue by Commodities |
| 28.8 | उत्पन्न गटाप्रमाणे आय विवरणांची संख्या, एकूण उत्पन्न, व आयकर | 547 | Number of Returns, Gross Income and Tax Payable range of Income |
| 28.9 | करदात्यांच्या विवरणानुसार उत्पन्नाचे साधन, एकूण उत्पन्न, विवरणांची संख्या, एकूण कर यांचा तपशील | 550 | Details of the source of income, total income, number of returns, total tax of the tax payers according to the returns |
| 28.10 | राज्यातील अल्पबचत योजना | 551 | Small Savings Scheme in the State |
| 28.11 | महाराष्ट्र राज्याच्या महसुली जमेचे विवरणपत्र | 552 | Statement of Revenue Receipts of Maharashtra State |
| 28.12 | महाराष्ट्र राज्याच्या महसुली खर्चाचे विवरणपत्र | 554 | Statement of Revenue Expenditure of Maharashtra State |
| 28.13 | महसुली व भांडवली लेखांवरील जमा व खर्च | 557 | Receipts and expenditure on revenue and capital accounts |
| 28.14 | प्रशासकीय विभागांचे उत्पन्न व खर्च लेखा | 558 | Income and outlay account of Administrative Departments |
| 28.15 | शासनाच्या वाणिज्यिक उपक्रमांचा उत्पादन लेखा | 560 | Production account of departmental enterprises |
| 28.16 | सर्वसाधारण शासनाचा भांडवली वित्तीय लेखा | 562 | Capital finance account of General Government |
| 28.17 | वस्तू, सेवा व हस्तांतरित रकमा यांच्या व्यवहारांचा राज्य प्रशासन व शासनाच्या वाणिज्यिक उपक्रमांचा भांडवली लेखा | 564 | Transaction in Goods, Services and Transfers-Capital Account of Government Administration and Departmental Commercial Undertakings |
| 28.18 | शासनाच्या वित्तीय संपत्तीतील बदल : राज्य प्रशासनाच्या व शासनाच्या वाणिज्यिक उपक्रमांचा भांडवली लेखा | 564 | Changes in Financial Assets : Capital Account of Government Administration and Departmental Commercial Undertakings |
| 28.19 | शासनाच्या वित्तीय दायित्वातील बदल : राज्य प्रशासनाचा व शासनाच्या वाणिज्यिक उपक्रमांचा भांडवली लेखा | 566 | Changes in financial liabilities: Capital account of Government Administration and departmentalcommercial undertakings |

| तक्ता क्रमांक Table No. (1) | विषय (2) | पृष्ठ क्रमांक Page No. (3) | Subject (2) |
|-----------------------------------|--|----------------------------------|--|
| 28.20 | रोख रकमा व भांडवल यांचा ताळमेळ : राज्य प्रशासनाच्या व शासनाच्या वाणिज्यिक उपक्रमांचा लेखा | 566 | Cash and Capital Reconciliation : Account of Government Administration and departmental commercial undertakings |
| | २९. किंमती आणि निर्देशांक | | 29. PRICES AND INDICES |
| 29.1 | मुंबई बाजारातील काही शेती व इतर आवश्यक वस्तूंच्या घाऊक किंमती | 570 | Wholesale prices of certain agricultural and other essential commodities at Mumbai market |
| 29.2 | वस्तूंच्या गट व उपगटवार अखिल भारतीय घाऊक किंमती निर्देशांक | 574 | All India Wholesale price index by groups and sub-groups of commodities |
| 29.3 | राज्यातील निवडक केंद्रांमधील कामगारांकरिता ग्राहक किंमती निर्देशांक | 576 | Consumer Price Index for the working classes of selected centres in the State |
| 29.4 | राज्यातील निवडक केंद्रांमधील कामगारांकरिता ग्राहक किंमती निर्देशांक (वार्षिक) | 581 | Consumer Price Index for the working class of selected centres in the State (Yearly) |
| 29.5 | औद्योगिक कामगारांकरिता अखिल भारतीय ग्राहक किंमती निर्देशांक | 583 | All India Consumer Price Index for Industrial Workers |
| 29.6 | महाराष्ट्र राज्यातील निवडक केंद्रातील महत्वाच्या शेतमालाच्या घाऊक किंमती | 584 | Wholesale prices of certain important agricultural commodities at selected centres in Maharashtra State |
| 29.7 | सोने व चांदी यांच्या मुंबई बाजारातील किंमती | 590 | Prices of gold and silver in Mumbai market |
| 29.8 | महाराष्ट्रातील शेतमजुरांकरिता ग्राहक किंमती निर्देशांक | 591 | Consumer Price Index for Agricultural Labourers in Maharashtra |
| 29.9 | महाराष्ट्रातील नागरी विभागातील किरकोळ किंमतींचा गटवार निर्देशांक | 592 | Retail Price Index for urban Maharashtra by group of commodities |
| 29.10 | महाराष्ट्रातील ग्रामीण विभागातील किरकोळ किंमतींचा गटवार निर्देशांक | 593 | Retail price index for rural Maharashtra by group of commodities |
| | ३०. पंचवार्षिक योजना | | 30. FIVE YEAR PLAN |
| 30.1 | पंचवार्षिक व वार्षिक योजनेतील तरतूद आणि खर्च | 596 | Outlay and Expenditure Under Five Year Annual Plan |
| 30.2 | राज्य / केंद्रशासित प्रदेशांची पहिल्या (१९५१-५६) ते बाराव्या पंचवार्षिक (२०१२-१७) योजनेतील दरडोई प्रस्तावित तरतूद / खर्च | 597 | Per Capita Plan Outlay / Expenditure of States/UTs from first (1951-56) to twelfth Five Year Plan (2012-17) |
| 30.3 | राज्य योजना व केंद्र पुरस्कृत योजना | 606 | State plan and centrally sponsored programmes |
| | ३१. संयुक्त भांडवली संस्था | | 31. JOINT STOCK COMPANIES |
| 31.1 | कार्यरत, नवीन नोंदणी झालेल्या व निर्धारित संस्था | 610 | Companies at Work, Newly Registered and Liquidated |
| 31.2 | संयुक्त भांडवली संस्थांची संख्या | 611 | Number of Joint stock companies |
| | ३२. सार्वजनिक अंगीकृत | | 32. PUBLIC UNDERTAKINGS |
| 32.1 | गृहनिर्माण विकास मंडळास मिळालेले कर्ज व बांधलेली घरे | 614 | Loans received and houses constructed by the Housing Development Board |
| 32.2 | जिल्हानिहाय गृहनिर्माण विकास मंडळास मिळालेले कर्ज व बांधलेली घरे | 615 | Districtwise loans received and houses constructed by the Housing Development Board |
| 32.3 | महाराष्ट्र कृषि उद्योग विकास महामंडळाची निवडक साध्यविषयक सांख्यिकी | 617 | Statistics Relating to selected achievements of State Agro-Industrial Corporation |
| | ३३. सार्वजनिक प्रशासन व निवडणूक सांख्यिकी | | 33. PUBLIC ADMINISTRATION AND ELECTORAL STATISTICS |
| 33.1 | जिल्हा परिषदांचे क्षेत्र, लोकसंख्या, सभासद, उत्पन्न व खर्च | 621 | Area, Population, membership, income and expenditure of Zilla Parishads |
| 33.2 | जिल्हा परिषदांचे प्रमुख शीर्षानुसार उत्पन्न | 622 | Income of Zilla Parishads by Major Heads |
| 33.3 | जिल्हा परिषदांचा प्रमुख शीर्षानुसार खर्च | 623 | Expenditure of Zilla Parishads by Major Heads |
| 33.4 | जिल्ह्यातील ग्रामपंचायती व पंचायत समित्यांची संख्या | 624 | Districtwise number of Gram Panchayats and Panchayat Samities |
| 33.5 | लोकसभेची व विधानसभेची मतदार संख्या-२००९ | 625 | Number of electorals for Lok Sabha and Vidhan Sabha-2009 |
| 33.6 | लोकसभेच्या व विधानसभेच्या जिल्हावार एकूण जागा | 626 | Districtwise number of Lok Sabha and Vidhan Sabha seats |
| 33.7 | विधानसभा २००९ च्या निवडणुकीत झालेले मतदान, मतांचे शेकडा प्रमाण व पक्षानुसार जिंकलेल्या जागा | 628 | Votes polled, percentage of votes polled and seats won accordingly by the parties in the Vidhan Sabha elections 2009 |

| तक्ता क्रमांक Table No. (1) | विषय (2) | पृष्ठ क्रमांक Page No. (3) | Subject (2) |
|---|---|--|--|
| 33.8 | लोकसभा व विधानसभा २००९ मधील निवडणुकीत झालेले मतदान | 634 | Number of votes polled in the Lok Sabha and Vidhan Sabha Elections 2009 |
| 33.9 | भारतातील विधानसभा व लोकसभेच्या जागा-२००९ | 635 | Number of Lok Sabha and Vidhan Sabha seats in India-2009 |
| 33.10 | ग्रामपंचायतीचे उत्पन्न व खर्च | 636 | Income and expenditure of Village Panchayat |
| 33.11A | जिल्हानिहाय नगरपरिषदा, कटकमंडळे व महानगरपालिका यांचे उत्पन्न | 638 | Districtwise income of Municipal Councils, Cantonment Boards and Municipal Corporations |
| 33.11B | नगरपरिषदा, कटकमंडळे आणि महानगरपालिका यांचे उत्पन्न | 640 | Income of Municipal Councils, Cantonment Boards and Municipal Corporations |
| 33.12A | जिल्हानिहाय नगरपरिषदा, कटकमंडळे व महानगरपालिका यांचा खर्च | 652 | Districtwise Expenditure of Municipal Councils, Cantonment Boards & Corporations |
| 33.12B | नगरपरिषदा, कटकमंडळे आणि महानगरपालिका यांचा खर्च | 654 | Expenditure of Municipal Councils, Cantonment Boards and Corporations |
| ३४. संकीर्ण | | | MISCELLANEOUS |
| 34.1 | महाराष्ट्रातील विश्रामधामे, विश्राम गृहे व कक्ष संख्या | 668 | Districtwise number of Rest Houses and Dak Bangalows |
| 34.2 | बिगर शेतकी आस्थापनांची संख्या व त्यातील रोजगार (पाचवी आर्थिक गणना, २००५) | 669 | Number of non-agricultural Establishments and Employment therein (Fifth Economic Census, 2005) |
| 34.3 | मुंबई सावकार नियंत्रण कायदा, १९४६ खाली दिलेल्या अनुज्ञप्तीची जिल्हावार संख्या | 670 | Number of licenses granted in each district under the Mumbai Money-Lenders Act, 1946 |
| 34.4 | जिल्हावार अनुज्ञप्तीधारक सावकारांच्या व्यवहाराची माहिती | 671 | Transactions of licensed money-lenders in each district |
| 34.5 | भारतीय रिझर्व्ह बँकेसंबंधी आर्थिक आकडेवारी | 672 | Financial statistics relating to the Reserve Bank of India |
| 34.6 | नोंदलेल्या दस्तऐवजांची संख्या, वर्णन व हस्तांतरित केलेल्या मिळकतीचे मूल्य | 674 | Number and description of registered documents and value of property transferred |
| 34.7 | महाराष्ट्र राज्यातील नोंदलेल्या विवाहांची संख्या | 675 | Number of marriages registered in the State of Maharashtra |

दृष्टिक्षेपात महाराष्ट्र / MAHARASHTRA STATE AT A GLANCE

| अ.क्र. Sr. No. | बाब | परिमाण | माहिती Particulars | Unit | Item |
|-------------------|--|---------------|-----------------------|---------------|---|
| (1) | (2) | (3) | (4) | (5) | (6) |
| 1 | भौगोलिक स्थान | | | | Location |
| | उत्तर अक्षांश | अंश | 15.45 to 22.00 | Degree | North latitude |
| | पूर्व रेखांश | " | 72.45 to 80.45 | " | East longitude |
| 2 | विभाग | संख्या | 6 | Nos. | Divisions |
| 3 | जिल्हे | " | 35 | " | Districts |
| 4 | तालुके | " | 355 ^{@@} | " | Talukas |
| 5 | शहरे / शहर संकुले | " | 534 | " | Cities and Towns |
| 6 | एक लाख लोकसंख्येहून अधिक लोकसंख्या असलेली शहरे | " | 44 | " | Cities having more than one lakh population |
| 7 | गावे i) वस्ती असलेली | " | 40,959 | " | Villages i) Inhabited |
| | ii) वस्ती नसलेली | " | 2,706 | " | ii) Uninhabited |
| 8 | क्षेत्रफळ | चौ.कि.मी | 3,07,713 | Sq. Km. | Area |
| 9 | सागरी किनाऱ्याची लांबी | किलोमीटर | 720 | Kilometers | Length of the coast line |
| 10 | शेती (२०१३-१४) | | | | Agriculture (2013-14) |
| | पेरणी / लावणी केलेले निव्वळ कसलेले क्षेत्र | '००० हेक्टर | 17,368 | '000 Hectares | Net area sown |
| | लागवडीखालील स्थूल क्षेत्र | " | 23,380 | " | Gross cropped area |
| | सिंचनाखालील स्थूल क्षेत्र | " | N.A. | " | Gross irrigated area |
| 11 | एकूण पशूधन (२०१२) | '००० | 32,489 | '000 | Total Live Stock (2012) |
| 12 | एकूण वनव्याप्त क्षेत्र (२०१३-१४) | चौ.कि.मी | 61,579 | Sq. Km. | Total forest area (2013-14) |
| 13 | कारखाने (२०१४) | | | | Factories (2014) |
| | चालू कारखाने | संख्या | 36,878 | Nos. | Working Factories |
| | कामगारांची दैनिक सरासरी संख्या | '००० | 2,064 | '000 | Average daily number of workers |
| 14 | वीज (२०१३-१४) | | | | Electricity (2013-14) |
| | वीजेचा एकूण वापर | दशलक्ष कि.वॅ. | 1,02,989 | Million Kwh. | Total Electricity consumed |
| 15 | राज्य उत्पन्न (२०१२-१३⁺) | | | | State Income (2012-13⁺) |
| | (i) चालू किमतीनुसार निव्वळ उत्पन्न | ₹ कोटी | 11,96,754 | ₹ Crore | Net Income at Current Prices |
| | (ii) चालू किमतीनुसार दरडोई निव्वळ उत्पन्न | ₹ | 1,03,991 | ₹ | Per capita Net Income at Current Prices |
| 16 | रस्त्यांची लांबी (२०१३-१४) | | | | Road Length (2013-14) |
| | (i) एकूण | कि.मी. | 2,63,708 | Kilometers | Total |
| | (ii) पृष्ठांकित | " | 2,33,452 | " | Surfaced |

N.A. Not Available + पहिले सुधारीत अंदाज / First Revised Estimates

@@ मुंबई व मुंबई उपनगर जिल्ह्यांमधील ३ तालुके वगळून / Excluding 3 Tahsils of Mumbai & Mumbai Suburban District

भारताशी तुलना / COMPARISON WITH INDIA

| अ.क्र. Sr. No. | बाब | परिमाण | महाराष्ट्र Maharashtra | भारत India | महाराष्ट्राची भारताशी तुलना (टक्केवारी) Comparison of Maharashtra with India (Percentage) | Unit | Item |
|----------------------|--|---|---------------------------|---------------|---|-------------------------|---|
| (1) | (2) | (3) | (4) | (5) | (6) | (3) | (2) |
| 1. | लोकसंख्या (२०११ ची जनगणना) | | | | | | Population (2011 Census) |
| 1.1 | (अ) ग्रामीण लोकसंख्या | '००० | 61,556 | 8,33,749 | 7.4 | '000 | (a) Rural Population |
| | (ब) ग्रामीण लोकसंख्येचे एकूण लोकसंख्येशी शेकडा प्रमाण | टक्के | 54.8 | 68.9 | -- | Percentage | (b)Percentage of Rural Population to total Population |
| 1.2 | (अ) नागरी लोकसंख्या | '००० | 50,818 | 3,77,106 | 13.5 | '000 | (a) Urban Population |
| | (ब) नागरी लोकसंख्येचे एकूण लोकसंख्येशी शेकडा प्रमाण | टक्के | 45.2 | 31.2 | -- | Percentage | (b)Percentage of Urban Population to total Population |
| 1.3 | (अ) एकूण लोकसंख्या | '००० | 1,12,374 | 12,10,855 | 9.3 | '000 | (a) Total Population |
| | (१) पुरुष | '००० | 58,243 | 6,23,270 | 9.3 | '000 | (i) Male |
| | (२) स्त्रिया | '००० | 54,131 | 5,87,585 | 9.2 | '000 | (ii) Female |
| 1.4 | अनुसूचित जाती | | | | | | Schedule Castes |
| | (अ) एकूण लोकसंख्या | '००० | 13,276 | 2,01,378 | 6.6 | '000 | (a) Total Population |
| | (ब) वरील लोकसंख्येचे एकूण लोकसंख्येशी शेकडा प्रमाण * | टक्के | 11.8 | 16.6 | -- | Percentage | (b)Percentage of above Population to total Population * |
| 1.5 | अनुसूचित जमाती | | | | | | Schedule Tribes |
| | (अ) एकूण लोकसंख्या | '००० | 10,510 | 1,04,546 | 10.1 | '000 | (a) Total Population |
| | (ब) वरील लोकसंख्येचे एकूण लोकसंख्येशी शेकडा प्रमाण * | टक्के | 9.4 | 8.6 | -- | Percentage | (b)Percentage of above Population to total Population * |
| 1.6 | (अ) एकूण मुख्यतः काम करणारे | '००० | 43,763 | 3,62,566 | 12.1 | '000 | (a) Total Main Workers |
| | (ब) एकूण मुख्यतः काम करणाऱ्यांचे एकूण लोकसंख्येशी शेकडा प्रमाण | टक्के | 38.9 | 29.9 | -- | Percentage | (b)Percentage of total Main workers to total Population |
| 1.7 | (अ) एकूण सीमांतिक काम करणारे | '००० | 5,665 | 1,19,323 | 4.8 | '000 | (a) Marginal Workers |
| | (ब) सीमांतिक काम करणाऱ्यांचे एकूण लोकसंख्येशी शेकडा प्रमाण * | टक्के | 5.0 | 9.9 | -- | Percentage | (b)Percentage of Marginal workers to total Population * |
| 1.8 | (अ) एकूण काम न करणारे | '००० | 62,946 | 7,28,966 | 8.6 | '000 | (a) Total non- Workers |
| | (ब) एकूण काम न करणाऱ्यांचे एकूण लोकसंख्येशी शेकडा प्रमाण | टक्के | 56.0 | 60.2 | -- | Percentage | (b)Percentage of total Non- workers to total Population |
| 1.9 | लोकसंख्येची घनता | दर चौ. कि.मी. मागे लोकसंख्या | 365 | 382 | -- | Persons per sq.km. | |
| 1.10 | साक्षरतेचे प्रमाण | | | | | | Literacy Proportion |
| | (१) पुरुष | टक्के | 88.4 | 80.9 | -- | Percentage | (i) Male |
| | (२) स्त्रिया | टक्के | 75.9 | 64.6 | -- | Percentage | (ii) Female |
| | (३) एकूण | टक्के | 82.3 | 73.0 | -- | Percentage | (iii) Total |
| 1.11 | स्त्री-पुरुष प्रमाण | दर १,००० पुरुषांमागे स्त्रियांची संख्या | 929 | 943 | -- | Females per 1,000 males | Sex Ratio |
| 1.12 | २००१-२०११ मध्ये झालेली शेकडा वाढ | टक्के | 16.0 | 17.7 | -- | Percentage | Percentage growth of population during 2001-2011 |

*पाकिस्तान व चीन यांनी जम्मू व काश्मिरमधील बेकायदेशीरपणे व्याप्त केलेल्या प्रदेशाचे क्षेत्रफळ व लोकसंख्या वगळून / Excluding the area and population of the territory of Jammu & Kashmir illegally occupied by Pakistan and China

भारताशी तुलना / COMPARISON WITH INDIA

| (1) | (2) | (3) | (4) | (5) | (6) | (3) | (2) |
|------------|--|-------------|--------|----------|------|--------------------------------|---|
| 2. | कृषी (२०१३-१४) | | | | | Agriculture (2013-14) | |
| 2.1 | कसलेले निव्वळ क्षेत्र | '००० हेक्टर | 17,368 | 1,41,427 | 12.3 | '000 Hectares | Net area sown |
| 2.2 | कसलेल्या निव्वळ क्षेत्राची एकूण भौगोलिक क्षेत्राशी टक्केवारी | टक्के | 56.4 | 43.0 | -- | Percentage | Percentage of net area sown to geographical area |
| 2.3 | लागवडीखालील स्थूल क्षेत्र | '००० हेक्टर | 23,380 | 2,00,950 | 11.6 | '000 Hectares | Gross Cropped area |
| 2.4 | सिंचनाखालील स्थूल क्षेत्र | " | 4,556 | 95,771 | 4.8 | " | Gross irrigated area |
| 2.5 | सिंचनाखालील स्थूल क्षेत्राची लागवडी खालील स्थूल क्षेत्राशी टक्केवारी | टक्के | 19.5 | 47.7 | -- | Percentage | Percentage of gross irrigated area to gross cropped area |
| | प्रमुख पिकांखालील क्षेत्र (२०११-१२ ते २०१३-१४ या वर्षांची सरासरी) | | | | | | Area under principal crop (Average for years 2011-12 to 2013-14) |
| 2.6 | तांदूळ | '००० हेक्टर | 1,571 | 43,632 | 3.6 | '000 Hect. | Rice |
| 2.7 | गहू | " | 904 | 20,319 | 4.5 | " | Wheat |
| 2.8 | ज्वारी | " | 3,101 | 6,084 | 51.0 | " | Jawar |
| 2.9 | बाजरी | " | 796 | 5,612 | 14.2 | " | Bajari |
| 2.10 | एकूण तृणधान्ये | " | 7,468 | 99,212 | 7.5 | " | All cereals |
| 2.11 | एकूण कडधान्ये | " | 3,500 | 24,310 | 14.4 | " | All pulses |
| 2.12 | एकूण अन्नधान्ये | " | 10,968 | 1,23,522 | 8.9 | " | All Food grains |
| 2.13 | भूईमूग | " | 296 | 5,163 | 5.7 | " | Groundnut |
| 2.14 | ऊस (तोडणी क्षेत्र) | " | 964 | 3,658 | 26.4 | " | Sugarcane (H) |
| 2.15 | कापूस (रूई) | " | 4,154 | 9,449 | 44.0 | " | Cotton (Lint) |
| | प्रमुख पिकांचे उत्पादन (२०११-१२ ते २०१३-१४ या वर्षांची सरासरी) | | | | | | Outturn of principal crops (Average for years 2011-12 to 2013-14) |
| 2.16 | तांदूळ | '००० टन | 3,006 | 1,05,729 | 2.8 | '000 tonnes | Rice |
| 2.17 | गहू | " | 1,365 | 94,746 | 1.4 | " | Wheat |
| 2.18 | ज्वारी | " | 2,298 | 5,601 | 41.0 | " | Jawar |
| 2.19 | बाजरी | " | 704 | 9,423 | 7.5 | " | Bajari |
| 2.20 | एकूण तृणधान्ये | " | 9,873 | 2,42,260 | 4.1 | " | All cereals |
| 2.21 | एकूण कडधान्ये | " | 2,581 | 18,229 | 14.2 | " | All pluses |
| 2.22 | एकूण अन्नधान्ये | " | 12,454 | 2,60,489 | 4.8 | " | All Food grains |
| 2.23 | भूईमूग | " | 343 | 7,124 | 4.8 | " | Groundnut |
| 2.24 | ऊस | " | 77,761 | 3,51,460 | 22.1 | " | Sugarcane |
| 2.25 | कापूस (रूई) | '००० गसाडी | 7,896 | 35,107 | 22.5 | '000 bales | Cotton (Lint) |
| 3. | पशु संवर्धन (२०१२) | | | | | Animal Husbandry (2012) | |
| 3.1 | एकूण पशुधन | '००० | 32,489 | 5,12,057 | 6.3 | '000 | Total Live Stock |
| 3.2 | एकूण गाई - बैल | '००० | 15,484 | 1,90,904 | 8.1 | '000 | Total Cattle |
| 3.3 | गाई - बैल | | | | | | Cattle |
| | (१) दिड वर्षावरील आणि दोन वर्षावरील बैल | '००० | 5,960 | 48,876 | 12.2 | '000 | Males over 1 & 1/2 years and over 2 yrs |
| | (२) अडीच वर्षावरील आणि तीन वर्षावरील गाई | '००० | 5,440 | 76,685 | 7.1 | '000 | Females over 2 & 1/2 years and 3 yrs |
| 3.4 | एकूण म्हशी - रेडे | '००० | 5,594 | 1,08,702 | 5.1 | '000 | Total Buffaloes |

आधार:- १) सांख्यिकी आणि कार्यक्रम अंमलबजावणी, मंत्रालय

२) १९ वी पशुधन गणना २०१२, भारताचा अहवाल

Source:- 1) Ministry of Statistics and Programme Implementation, Govt. of India

2) 19th Livestock Census, 2012, All India Report

भारताशी तुलना / COMPARISON WITH INDIA

| (1) | (2) | (3) | (4) | (5) | (6) | (3) | (2) |
|------------|---|---------------|-----------|-----------|------|--------------------|---|
| 3.5 | म्हशी रेडे | | | | | | Buffaloes |
| | (१) दोन वर्षावरील रेडे | '००० | 216 | 5,298 | 4.1 | '000 | Males over 2 years |
| | (२) तीन वर्षावरील म्हशी | " | 3,359 | 56,586 | 6.0 | " | Females over 3 years |
| 3.6 | एकूण मेंढरे व शेळ्या | " | 11,015 | 2,00,242 | 5.5 | " | Total sheep & goats |
| 3.7 | एकूण घोडे, शिंगरे वगैरे | " | 38 | 625 | 6.1 | " | Total horses & ponies |
| 3.8 | इतर पशुधन | " | 357 | 11,584 | 3.1 | " | Other live stock |
| 3.9 | कोंबड्या, बदके वगैरे | " | 77,795 | 7,29,209 | 10.7 | " | Total Poultry |
| 3.10 | ट्रॅक्टर | " | N.A | N.A | -- | " | Tractors |
| 3.11 | सिंचनाकरीता वापरलेली तेलावर चालणारी इंजिने व पंप | " | N.A | N.A | -- | " | Oil engines and pumps for irrigation purpose |
| 3.12 | सिंचनाकरीता वापरलेले विद्युत पंप | " | N.A | N.A | -- | " | Electric pumps for irrigation |
| 4. | वने (२०१३) | | | | | | Forests (2013) |
| 4.1 | एकूण वनव्याप्त क्षेत्र | चौ.कि.मी. | 61,579 | 7,71,821 | 8.0 | Sq. Km. | Total forest area |
| 5 | उद्योग आणि खाणकाम कारखाने | | | | | | Industry and Mining factories |
| 5.1 | कारखाने (२०१४) | | | | | | Factories (2014) |
| | (अ) चालू कारखाने | संख्या | 36,878 | 1,35,971 | 27.1 | Nos. | Working factories |
| | (ब) कामगारांची दैनिक सरासरी | '००० | 2,064 | 6,367 | 32.4 | '000 | Average daily number of workers |
| 5.2 | वार्षिक उद्योग पाहणी (प्रगणना व प्रगणनेतर भाग मिळून) (२०१३-१४) | | | | | | Annual Survey of Industries (Census plus non-census part) (2013-14) |
| | (अ) उत्पादक भांडवल | ₹ कोटी | 4,46,780 | 30,36,405 | 14.7 | ₹ Crore | Productive Capital |
| | (ब) एकूण उत्पादन | " | 10,65,971 | 65,55,251 | 16.3 | " | Total Output |
| | (क) निव्वळ उत्पादन मूल्यवृद्धी | " | 2,00,516 | 8,95,342 | 22.4 | " | Net Value added by manufacture |
| 5.3 | चालू असलेल्या सुती कापड गिरण्या (मार्च , २०१४) | संख्या | 218 | 3,267 | 6.6 | Nos. | Working cotton textile mills (March, 2014) |
| | (अ) या गिरण्यांतील कामगारांची संख्या | '००० | 103 | 916 | 11.2 | '000 | Number of workers employed in these mills |
| | (ब) कापडाचे मासिक उत्पादन | दशलक्ष चौ.मी. | 30 | 206 | 14.5 | Million Sq. meters | Production of cloth monthly |
| 5.4 | खाणकाम (२०१३-१४) | | | | | | Mining (2013-14) |
| | (अ) कोळसा (उत्पादन) | '००० टन | 37,223 | 5,65,765 | 6.6 | '000 tonnes | Coal (Quantity) |
| | (मूल्य) | ₹ कोटी | 5,736 | 82,535 | 7.0 | ₹ Crore | (Value) |
| | (ब) कच्चे लोखंड (उत्पादन) | '००० टन | 1,888 | 1,52,183 | 1.2 | '000 tonnes | Iron Ore (Quantity) |
| | (मूल्य) | ₹ कोटी | 196 | 31,649 | 0.6 | ₹ Crore | (Value) |
| | (क) कच्चे मॅंगनीज (उत्पादन) | '००० टन | 666 | 2,626 | 25.3 | '000 tonnes | Manganese Ore (Quantity) |
| | (मूल्य) | ₹ कोटी | 522 | 1,518 | 34.3 | ₹ Crore | (Value) |
| | (क) बॉक्साईट (उत्पादन) | '००० टन | 2,606 | 22,319 | 11.7 | '000 tonnes | Bauxite (Quantity) |
| | (मूल्य) | ₹ कोटी | 95 | 1,000 | 9.5 | ₹ Crore | (Value) |

N.A. – Not Available

आधार / Source :- १) अर्थ व सांख्यिकी संचालनालय, महाराष्ट्र शासन, मुंबई व केंद्रीय सांख्यिकीय संघटना, नवी दिल्ली / Directorate of Economics & Statistics, Govt. Of Maharashtra, Mumbai & Central Statistical Organisation, New Delhi

२) सांख्यिकी आणि कार्यक्रम अंमलबजावणी, मंत्रालय / Ministry of Statistics and Programme Implementation, Govt. of India.

३) नागपूरचे भारतीय खनिज वार्षिकी, भारतीय खान ब्यूरो / Indian Minerals Yearbook, Indian Bureau of Mines, Nagpur

४) १९ वी पशुधन गणना २०१२, भारताचा अहवाल / 19th Livestock Census, 2012, All India Report

५) वस्त्रोद्योग आयुक्त यांचे कार्यालय, वस्त्रोद्योग मंत्रालय, भारत सरकार / Office of the Textile Commissioner, Ministry of Textiles, Govt. of India

भारताशी तुलना / COMPARISON WITH INDIA

| (1) | (2) | (3) | (4) | (5) | (6) | (3) | (2) |
|------------|--|-----------------------|-----------|-----------|------|-----------------|---|
| 6 | वीज (२०१३-१४) | | | | | | Electricity (2013-14) |
| 6.1 | वीजेची निर्मिती | दशलक्ष कि. वॅ. तास | 91,987 | 10,26,649 | 9.0 | Million Kwh. | Electricity generated |
| 6.2 | वीजेचा वापर ^ | " | 1,02,989 | 7,62,084 | 13.5 | " | Electricity consumed ^ |
| 6.3 | (अ) वीजेचा औद्योगिक वापर ^ | " | 38,949 | 2,65,875 | 14.6 | " | Industrial Consumption ^ |
| | (ब) औद्योगिक वापराची एकूण वीजेच्या वापराशी टक्केवारी | टक्के | 37.8 | 34.9 | -- | Percentage | Percentage of Industrial consumption to total consumption |
| 7. | संयुक्त भांडवली संस्था आणि बँका (३१ मार्च, २०१४) | | | | | | Joint Stock Companies and Banks (31st March, 2014) |
| 7.1 | कंपन्यांची संख्या | संख्या | 1,67,924 | 8,51,249 | 19.7 | Nos. | Number of companies |
| 7.2 | त्यांचे भरणा केलेले भांडवल | ₹ कोटी | 492.1 | 2,118.2 | 23.2 | ₹ Crore | Their paid up Capital |
| 7.3 | बँक कार्यालये (वर्गीकृत व्यापारी) | " | 10,640 | 1,15,822 | 9.2 | " | Banking Offices (Scheduled commercial) |
| 7.4 | दर लाख लोकसंख्येशी बँक कार्यालयांचे प्रमाण | " | 9.1 | 9.3 | -- | " | Banking Offices per lakh of population |
| 7.5 | बँक कार्यालय असलेल्या शहरांची व गावांची संख्या | | 2,966 | 42,864 | 6.9 | | Towns and villages having banking offices |
| 8 | सहकार (२०१३-१४) | | | | | | Co-operation (2013-14) |
| 8.1 | सहकारी संस्था | संख्या | 2,30,295 | N.A. | -- | Nos. | Co-operative societies |
| 8.2 | सभासदांची संख्या | '००० | 52,399 | N.A. | -- | '000 | Membership |
| 8.3 | कृषी पतसंस्थांचे खेळते भांडवल | ₹ कोटी | 3,14,923 | N.A. | -- | ₹ Crore | Working capital of agricultural credit soc. |
| 8.4 | कृषी पतसंस्थांनी दिलेले कर्ज | ₹ कोटी | 1,31,242 | N.A. | -- | ₹ Crore | Advances by agricultural credit societies. |
| 9 | परिवहन व दळणवळण | | | | | | Transport and Communication |
| 9.1 | (अ) रेल्वे मार्गांची लांबी # (३१ मार्च, २०१४) | कि.मी | 6,103 | 65,808 | 9.3 | Km | Total railway length # (as on 31 st March 2014) |
| | (ब) रेल्वे मार्गांच्या लांबीचे दर १०० चौ.कि.मी क्षेत्रफळामागे प्रमाण (२०१३-१४) | " | 1.98 | 2.02 | -- | " | Railway length per 100 square kilometers of area (2013-14) |
| 9.2 | प्रति १०० चौ.कि.मी क्षेत्रफळामागे असणारी रस्त्यांची लांबी (३१ मार्च, २०१४) | " | 198 | 137 | -- | " | Road length per 100 square kilometers of area (as on 31 st March 2014) |
| 9.3 | दर लाख लोकसंख्ये मागे असणारी मोटर वाहने (३१ मार्च, २०१४ रोजी) | संख्या | 20,818 | 15,750 | -- | Nos. | Motor vehicles per lakh of population (as on 31 st March 2014) |
| 10. | राज्य उत्पन्न (२०१२-१३⁺) | | | | | | State Income (2012-13⁺) |
| 10.1 | (अ) चालू किंमतीनुसार उत्पन्न | ₹ कोटी | 11,96,754 | 82,55,978 | 14.5 | ₹ Crore | Income at current prices |
| 10.2 | (ब) चालू किंमतीनुसार दरडोई उत्पन्न | ₹ | 1,03,991 | 67,839 | -- | ₹ | Per capita income at current prices |

+ पहिले सुधारीत अंदाज / First Revised Estimates

^ भारतासाठी एकूण वीज वापर व औद्योगिक वापर केंद्रिय विद्युत प्राधिकरणाकडून उपलब्ध झालेल्या दरडोई वीजेच्या अंतिम वापराच्या आकडेवारीला केंद्रिय सांख्यिकी कार्यालयाकडून उपलब्ध झालेल्या calibrated प्रक्षेपित लोकसंख्येने गुणून काढण्यात आलेला आहे / Total Electricity Consumption and Industrial Consumption figures for India are calculated using per capita consumption from Central Electricity Authority and calibrated projected mid-year population provided by Central Statistics Office.

कोकण रेल्वे लोहमार्गांच्या लांबीसह / Including Konkan Railway route length N.A. – Not Available

आधार:- १) अर्थ व सांख्यिकी संचालनालय, महाराष्ट्र शासन, मुंबई व केंद्रिय सांख्यिकीय संघटना, नवी दिल्ली

२) भारताचे मूलभूत रस्ते सांख्यिकी, २०१३-१४ व २०१४-१५, रस्ते परिवहन आणि राजमार्ग मंत्रालय, नवी दिल्ली

३) रस्ते परिवहन वार्षिकी, २०१५-१६, रस्ते परिवहन आणि राजमार्ग मंत्रालय, नवी दिल्ली

Source:- 1) Directorate of Economics & Statistics, Govt. Of Maharashtra, Mumbai & Central Statistical Organisation, New Delhi

2) Basic Road Statistics of India, 2013-14 & 2014-15, Ministry of Road Transport and Highways, New Delhi

3) Road Transport Yearbook, 2015-16, Ministry of Road Transport and Highways, New Delhi

निवडक विषयांवरील सारांश तक्ते
Summary tables on selected topics

1.शेती / Agriculture

1.1 जमिनीचा वापर / LAND UTILIZATION

(आकडे '०० हेक्टरांत / Figures in '00 hectares)

| अ.क्र. Sr.No. | बाब | 1960-61 | 1970-71 | 1980-81 | 1990-91 | 2000-01 | 2010-11 | 2011-12 | 2012-13 | 2013-14 | Item |
|------------------|---|----------|----------|----------|----------|----------|----------|----------|----------|----------|---|
| (1) | (2) | (3) | (4) | (5) | (6) | (7) | (8) | (9) | (10) | (11) | (2) |
| 1. | एकूण भौगोलिक क्षेत्र (गाव पत्रकानुसार) | 3,07,583 | 3,07,583 | 3,07,583 | 3,07,583 | 3,07,583 | 3,07,576 | 3,07,585 | 3,07,583 | 3,07,583 | Total Geographical Area by village papers |
| 2. | जंगले | 54,110 | 54,168 | 53,094 | 53,499 | 52,958 | 52,161 | 52,109 | 52,074 | 52,055 | Forests |
| 3. | कसलेले | 17,783 | 1,76,682 | 1,82,986 | 1,80,314 | 1,74,062 | 1,76,364 | 1,73,856 | 1,73,436 | 1,73,680 | Net area sown |
| 4. | लागवडीखालील | 1,88,229 | 1,87,369 | 2,01,330 | 2,02,614 | 2,30,848 | 2,30,848 | 2,31,060 | 2,31,157 | 2,33,800 | Total gross cropped area |

आधार:- कृषि आयुक्तालय, महाराष्ट्र शासन, पुणे

Source:- Commissioner of Agriculture, Government of Maharashtra, Pune

1.2 पिकांनुसार सिंचनाखालील क्षेत्र / AREA IRRIGATED BY CROPS

(आकडे '०० हेक्टरांत / Figures in '00 hectares)

| अ.क्र./Sr.No. | बाब | 1960-61 | 1970-71 | 1980-81 | 1990-91 | 1995-96 | 1997-98 | 1999-2000 | 2000-01 | 2013-14 | Item |
|---------------|-----------------------------|---------------|---------------|---------------|---------------|---------------|---------------|---------------|---------------|---------------|-------------------------|
| (1) | (2) | (3) | (4) | (5) | (6) | (7) | (8) | (9) | (10) | (11) | (2) |
| 1. | तांदूळ | 2,724 | 3,138 | 4,203 | 3,736 | 4,104 | 4,269 | 4,336 | 4,220 | 4,200 | Rice |
| 2. | गहू | 1,386 | 2,753 | 5,290 | 4,877 | 4,952 | 6,752 | 6,199 | 5,723 | 8,110 | Wheat |
| 3. | ज्वारी | 2,659 | 2,602 | 4,676 | 4,250 | 4,849 | 5,110 | 4,971 | 5,224 | 2,730 | Jowar |
| 4. | बाजरी | 327 | 594 | 541 | 485 | 778 | 865 | 902 | 956 | 380 | Bajra |
| 5. | सर्व अन्नधान्ये * | 11,140 | 14,345 | 22,074 | 21,884 | 27,975 | 32,097 | 33,684 | 34,088 | 41,390 | All Food Crops * |
| 6. | कापूस | 360 | 726 | 1,182 | 852 | 920 | 1,324 | 1,341 | 1,013 | 1,140 | Cotton |
| 7. | भूईमूग | 130 | 312 | 558 | 941 | 1,438 | 1,501 | 1,599 | 1,156 | N.A. | Groundnut |
| 8. | तंबाखू | 17 | 7 | 18 | 8 | 1 | 4 | 6 | 11 | 10 | Tobacco |
| 9. | सर्व अन्नधान्येतर पिके # | 1,058 | 1,258 | 2,284 | 2,558 | 4,547 | 4,835 | 5,044 | 4,429 | 4,170 | All Non-Food Crops # |
| | एकूण | 12,198 | 15,703 | 24,358 | 24,442 | 32,522 | 38,276 | 38,728 | 38,522 | 62,130 | Total |

* इतर अन्नधान्ये धरून / Includes other Food Crops # इतर अन्नधान्येतर धरून / Includes other Non-Food Crops

आधार:- 1) कृषि आयुक्तालय, महाराष्ट्र शासन, पुणे / Source:- Commissioner of Agriculture, Government of Maharashtra, Pune

2) सांख्यिकी आणि कार्यक्रम अंमलबजावणी, मंत्रालय / Ministry of Statistics and Programme Implementation, Govt. of India.

1.3 प्रमुख अन्नपिके व अन्नधान्येतर पिकांखालील - क्षेत्र व उत्पादन / AREA AND OUTTURN OF PRINCIPAL FOOD AND NON-FOOD CROPS

| अ.क्र./Sr. No. | बाब | 1960-61 | 1970-71 | 1980-81 | 1990-91 | 2000-01 | 2010-11 [#] | 2011-12 [#] | 2012-13 | 2013-14 | Item |
|----------------|------------------|----------|----------|----------|----------|----------|----------------------|----------------------|----------|----------|------------------|
| (1) | (2) | (3) | (4) | (5) | (6) | (7) | (8) | (9) | (10) | (11) | (2) |
| 1. | तांदूळ | | | | | | | | | | RICE |
| | क्षेत्र | 12,996 | 13,524 | 15,038 | 15,810 | 15,140 | 1,518 | 1,544 | 15,590 | 16,049 | Area |
| | उत्पादन | 13,692 | 16,622 | 23,606 | 23,137 | 26,512 | 2,696 | 2,849 | 30,779 | 31,083 | Outturn |
| 2. | गहू | | | | | | | | | | WHEAT |
| | क्षेत्र | 9,067 | 8,120 | 10,791 | 8,730 | 7,760 | 1,307 | 878 | 7,850 | 10,282 | Area |
| | उत्पादन | 4,011 | 4,403 | 9,313 | 9,187 | 10,774 | 2,301 | 1,499 | 11,987 | 14,800 | Outturn |
| 3. | ज्वारी | | | | | | | | | | JOWAR |
| | क्षेत्र | 62,842 | 57,030 | 64,379 | 63,310 | 51,370 | 4,060 | 3,229 | 32,899 | 35,845 | Area |
| | उत्पादन | 42,233 | 15,574 | 44,275 | 59,480 | 39,096 | 3,452 | 2,627 | 21,089 | 28,479 | Outturn |
| 4. | बाजरी | | | | | | | | | | BAJARI |
| | क्षेत्र | 16,352 | 20,387 | 17,092 | 19,270 | 13,992 | 1,035 | 838 | 7,882 | 7,616 | Area |
| | उत्पादन | 4,886 | 8,241 | 7,599 | 11,143 | 8,308 | 1,123 | 823 | 5,024 | 7,881 | Outturn |
| 5. | एकूण तृणधान्ये * | | | | | | | | | | TOTAL CEREALS * |
| | क्षेत्र | 1,06,042 | 1,03,200 | 1,12,326 | 1,11,420 | 91,405 | 8,989 | 7,564 | 74,421 | 1,25,525 | Area |
| | उत्पादन | 67,550 | 47,367 | 89,000 | 1,07,403 | 93,052 | 12,323 | 10,427 | 88,820 | 1,62,012 | Outturn |
| 6. | एकूण कडधान्ये | | | | | | | | | | TOTAL PULSES |
| | क्षेत्र | 23,513 | 25,663 | 28,044 | 32,570 | 33,876 | 4,038 | 3,297 | 33,226 | 29,232 | Area |
| | उत्पादन | 9,889 | 6,770 | 8,312 | 14,439 | 18,796 | 3,096 | 2,310 | 23,603 | 25,538 | Outturn |
| 7. | एकूण अन्नधान्ये | | | | | | | | | | TOTAL FOODGRAINS |
| | क्षेत्र | 1,29,555 | 1,28,863 | 1,40,372 | 1,43,990 | 1,27,981 | 13,026 | 10,861 | 1,07,647 | 1,54,757 | Area |
| | उत्पादन | 77,439 | 54,134 | 97,312 | 1,21,842 | 1,11,048 | 15,419 | 12,737 | 1,12,423 | 1,87,551 | Outturn |
| 8. | कापूस | | | | | | | | | | COTTON |
| | क्षेत्र | 24,995 | 27,498 | 26,671 | 27,300 | 31,047 | 3,942 | 4,167 | 41,870 | 39,419 | Area |
| | उत्पादन | 2,842 | 824 | 2,157 | 3,196 | 26,896 | 7,473 | 6,820 | 67,930 | 74,725 | Outturn |
| 9. | तंबाखू | | | | | | | | | | TOBACCO |
| | क्षेत्र | 253 | 116 | 119 | 100 | 62 | N.A. | N.A. | N.A. | N.A. | Area |
| | उत्पादन | 123 | 52 | 68 | 104 | 66 | N.A. | N.A. | N.A. | N.A. | Outturn |
| 10. | भूईमूग | | | | | | | | | | GROUNDNUT |
| | क्षेत्र | 10,828 | 9,040 | 7,118 | 8,810 | 4,294 | 357 | 323 | 3,082 | 3,639 | Area |
| | उत्पादन | 7,999 | 5,863 | 4,407 | 9,916 | 4,920 | 458 | 375 | 3,377 | 4,682 | Outturn |
| 11. | ऊस | | | | | | | | | | SUGARCANE |
| | क्षेत्र | 1,555 | 2,039 | 3,168 | 4,440 | 5,782 | 965 | 1,022 | 9,381 | 9,371 | Area |
| | उत्पादन | 11,562 | 16,408 | 28,939 | 3,84,162 | 4,51,398 | 85,691 | 1,172 | 7,53,350 | 8,39,343 | Outturn |

* इतर तृणधान्ये धरून / Inclusive of other cereals # (क्षेत्रफळ '००० हेक्टरांत / Figures in '000 hectares) (उत्पादन '००० टनांत / Outturn in '000 tonnes)

आधार:- कृषि आयुक्तालय, महाराष्ट्र शासन, पुणे / Source:- Commissioner of Agriculture, Government of Maharashtra, Pune

2. पशुधन / LIVESTOCK

(आकडे '००० / Figures in '000)

| अ.क्र. Sr.No. | बाब (2) | वर्ष / Year | | | | | | | | | | | Item (2) |
|------------------|------------------------------|-------------|-------------|-------------|-------------|-------------|-------------|-------------|--------------|--------------|--------------|--------------------|--|
| | | 1961 (3) | 1966 (4) | 1972 (5) | 1978 (6) | 1982 (7) | 1987 (8) | 1992 (9) | 1997 (10) | 2003 (11) | 2007 (12) | 2012 (13) | |
| 1. | तीन वर्षावरील गाई | 4,644 | 4,534 | 4,587 | 4,781 | 5,247 | 5,789 | 5,847 | 5,886 | 5,324 | 5,383 | 5,440 [^] | Cattle (Female) over 3 years |
| 2. | तीन वर्षावरील म्हशी | 1,639 | 1,735 | 1,871 | 2,148 | 2,307 | 2,816 | 3,224 | 3,609 | 3,549 | 3,585 | 3,359 | Buffaloes (Female) over 3 years |
| 3. | मेंढ्या आणि शेळ्या | 7,274 | 7,326 | 8,039 | 10,199 | 10,379 | 12,068 | 13,015 | 14,802 | 13,624 | 13,301 | 11,016 | Sheep and Goats |
| 4. | इतर जनावरे (बैल व रेडे) | 12,491 | 11,854 | 11,864 | 12,514 | 12,989 | 13,597 | 8,460 | 7,996 | 7,353 | 7,020 | 6,533 | Other Livestock (Including male cattle and male buffaloes) |
| 5. | एकूण पशुधन | 26,048 | 25,449 | 26,361 | 29,642 | 30,919 | 34,255 | 36,393 | 39,638 | 37,058 | 35,968 | 32,489 | Total Livestock |
| 6. | कोंबड्या, बदके वगैरे एकूण | 10,577 | 9,902 | 12,217 | 18,751 | 19,844 | 24,839 | 32,187 | 35,364 | 34,596 | 64,756 | 77,795 | Total Poultry |

[^] अडीच वर्षावरील / 2 and ½ years above

आधार:- पशुधन गणना / Source:-Livestock Census

3. सहकार / CO-OPERATION

| अ.क्र. Sr. No. | बाब | 1960-61 | 1970-71 | 1980-81 | 1990-91 | 2000-01 | 2010-11 | 2012-13 | 2013-14 | Item |
|-------------------|--|---------------|---------------|---------------|-----------------|-----------------|-----------------|-----------------|-----------------|--|
| (1) | (2) | (3) | (4) | (5) | (6) | (7) | (8) | (9) | (10) | (2) |
| I. | सहकारी संस्थांची संख्या | | | | | | | | | Number of Co-operatives societies |
| 1. | शिखर व मध्यवर्ती कृषि व बिगर कृषि पतसंस्था | 39 | 29 | 31 | 34 | 34 | 34 | 34 | 35 | Apex and Central Agricultural & Non- Agricultural Credit Societies |
| 2. | कृषि पतसंस्था * | 21,400 | 20,420 | 18,577 | 19,565 | 20,551 | 21,451 | 21,238 | 21,185 | Agricultural Credit Societies * |
| 3. | बिगर कृषि पतसंस्था | 1,630 | 2,694 | 5,474 | 11,291 | 22,014 | 23,434 | 22,899 | 22,737 | Non-agricultural Credit Societies |
| 4. | पणन संस्था | 344 | 410 | 423 | 931 | 1,115 | 1,779 | 1,762 | 1,602 | Marketing Societies |
| 5. | उत्पादक संस्था | 4,306 | 6,810 | 14,327 | 28,954 | 39,070 | 48,848 | 48,965 | 48,147 | Productive enterprises Societies |
| 6. | इतर | 3,846 | 11,934 | 21,915 | 43,845 | 75,232 | 1,28,760 | 1,35,775 | 1,36,589 | Others |
| | एकूण | 31,565 | 42,597 | 60,747 | 1,04,620 | 1,58,016 | 2,24,306 | 2,30,673 | 2,30,295 | Total |
| II. | सभासदांची संख्या ('०००) | | | | | | | | | Number of Members ('000) |
| 1. | शिखर व मध्यवर्ती कृषि व बिगर कृषि पतसंस्था | 76 | 70 | 1,014 | 1,485 | 1,371 | 247 | 177 | 186 | Apex and Central Agricultural & Non- Agricultural Credit Societies |
| 2. | कृषि पतसंस्था * | 2,170 | 3,794 | 5,416 | 7,942 | 10,125 | 15,001 | 16,097 | 15,060 | Agricultural Credit Societies * |
| 3. | बिगर कृषि पतसंस्था | 1,087 | 2,438 | 3,759 | 9,302 | 18,467 | 21,618 | 21,349 | 23,112 | Non-agricultural Credit Societies |
| 4. | पणन संस्था | 141 | 282 | 471 | 745 | 840 | 1,337 | 1,470 | 1,469 | Marketing Societies |
| 5. | उत्पादक संस्था | 323 | 959 | 2,124 | 3,974 | 6,339 | 8,010 | 6,369 | 5,878 | Productive enterprises Societies |
| 6. | इतर | 394 | 1,038 | 1,999 | 3,455 | 5,880 | 6,809 | 6,810 | 6,694 | Others |
| | एकूण | 4,191 | 8,581 | 14,783 | 26,903 | 43,022 | 53,022 | 52,272 | 52,399 | Total |
| III. | खेळते भांडवल (₹ कोटी) | | | | | | | | | Working Capital (₹ crore) |
| 1. | शिखर व मध्यवर्ती कृषि व बिगर कृषि पतसंस्था | 119 | 613 | 1,831 | 8,806 | 39,267 | 89,719 | 98,844 | 1,03,633 | Apex and Central Agricultural & Non- Agricultural Credit Societies |
| 2. | कृषि पतसंस्था * | 58 | 343 | 527 | 1,851 | 6,988 | 18,987 | 16,617 | 20,309 | Agricultural Credit Societies * |
| 3. | बिगर कृषि पतसंस्था | 46 | 168 | 1,209 | 7,508 | 66,887 | 1,04,814 | 1,16,038 | 1,42,843 | Non-agricultural Credit Societies |
| 4. | पणन संस्था | 6 | 39 | 188 | 340 | 1,518 | 1,300 | 1,343 | 1,373 | Marketing Societies |
| 5. | उत्पादक संस्था | 41 | 219 | 1,029 | 4,588 | 13,288 | 28,717 | 29,902 | 39,871 | Productive enterprises Societies |
| 6. | इतर | 21 | 107 | 426 | 1,191 | 6,492 | 4,817 | 5,969 | 6,894 | Others |
| | एकूण | 291 | 1,489 | 5,210 | 24,284 | 1,34,440 | 2,48,434 | 2,68,713 | 3,14,923 | Total |

| अ.क्र. Sr.No. | बाब | 1960-61 | 1970-71 | 1980-81 | 1990-91 | 2000-01 | 2010-11 | 2012-13 | 2013-14 | Item |
|------------------|--|------------|--------------|--------------|---------------|---------------|-----------------|-----------------|-----------------|---|
| (1) | (2) | (3) | (4) | (5) | (6) | (7) | (8) | (9) | (10) | (2) |
| IV. | दिलेले कर्ज (₹ कोटी) | | | | | | | | | Advances (₹ crore) |
| 1. | शिखर व मध्यवर्ती कृषि व बिगर कृषि पतसंस्था | 175 | 751 | 1,528 | 9,085 | 28,709 | 40,436 | 55,249 | 57,166 | Apex and Central Agricultural & Non-Agricultural Credit Societies |
| 2. | कृषि पतसंस्था * | 43 | 133 | 250 | 800 | 3,724 | 8,060 | 8,547 | 12,826 | Agricultural Credit Societies * |
| 3. | बिगर कृषि पतसंस्था | 47 | 204 | 1,129 | 5,178 | 39,268 | 49,907 | 57,398 | 60,233 | Non-agricultural Credit Societies |
| 4. | पणन संस्था | 3 | 3 | 3 | 8 | 18 | 11 | 7 | 7 | Marketing Societies |
| 5. | उत्पादक संस्था | 1 | 3 | 12 | 17 | 103 | 2,052 | 1,337 | 737 | Productive enterprises Societies |
| 6. | इतर | 1 | 4 | 12 | 60 | 235 | 215 | 275 | 273 | Others |
| | एकूण | 270 | 1,098 | 2,934 | 15,148 | 72,067 | 1,00,681 | 1,22,813 | 1,31,242 | Total |
| V. | चेणे कर्ज (₹ कोटी) | | | | | | | | | Outstanding (₹ crore) |
| 1. | शिखर व मध्यवर्ती कृषि व बिगर कृषि पतसंस्था | 87 | 478 | 1,137 | 5,889 | 23,120 | 42,385 | 53,026 | 52,196 | Apex and Central Agricultural & Non-Agricultural Credit Societies |
| 2. | कृषि पतसंस्था * | 48 | 284 | 384 | 1,310 | 5,308 | 12,024 | 10,710 | 13,604 | Agricultural Credit Societies * |
| 3. | बिगर कृषि पतसंस्था | 32 | 105 | 731 | 4,594 | 35,908 | 47,863 | 58,389 | 60,993 | Non-agricultural Credit Societies |
| 4. | पणन संस्था | 1 | 2 | 4 | 9 | 182 | 5,032 | 4,988 | 4,988 | Marketing Societies |
| 5. | उत्पादक संस्था | 1 | 6 | 30 | 69 | 236 | 3,724 | 2,185 | 640 | Productive enterprises Societies |
| 6. | इतर | 2 | 8 | 25 | 191 | 2,899 | 834 | 643 | 644 | Others |
| | एकूण | 171 | 883 | 2,311 | 12,062 | 67,653 | 1,11,862 | 1,29,941 | 1,33,065 | Total |

* यात प्राथमिक कृषि पतसंस्था, प्राथमिक भूविकास बँक आणि धान्य बँका यांचा समावेश आहे.

* Includes Primary Agricultural Credit Societies, Primary Land and Development Banks and Grain Banks

आधार:- सहकार आयुक्त आणि निबंधक, सहकारी संस्था, महाराष्ट्र शासन, पुणे

Source:- Commissioner for Co-operation and Registrar, Co-operative Societies, Government of Maharashtra, Pune

4. उद्योग / INDUSTRIES

| अ.क्र. Sr. No. | बाब | 1961 | 1970 | 1980 | 1990 | 2000 | 2001 | 2010 | 2012 | 2014 | Item |
|-------------------|--------------------------------------|-------|-------|--------|--------|-------|--------|--------|--------|--------|---|
| (1) | (2) | (3) | (4) | (5) | (6) | (7) | (8) | (9) | (10) | (11) | (2) |
| 1. | चालू कारखान्यांची संख्या | 8,233 | 9,803 | 15,170 | 23,140 | 9,562 | 28,324 | 34,888 | 37,339 | 36,878 | Number of working factories |
| 2. | कामगारांची दैनिक सरासरी (‘०००) | 787 | 982 | 1,177 | 1,160 | 1,239 | 1,201 | 1,648 | 2,056 | 2,064 | Average daily attendance of workers (in '000) |

आधार:- औद्योगिक सुरक्षा व आरोग्य संचालनालय, महाराष्ट्र शासन, मुंबई

Source:- 1) Directorate of Industrial Safety and Health, Government of Maharashtra, Mumbai

2) सांख्यिकी आणि कार्यक्रम अंमलबजावणी, मंत्रालय / Ministry of Statistics and Programme Implementation, Govt. of India.

५. वीज / ELECTRICITY

| अ.क्र. Sr.No. | बाब | परिमाण | 1960-61 | 1970-71 | 1980-81 | 1990-91 | 2000-01 | 2010-11 | 2011-12 | 2012-13 | 2013-14 | Unit | Item |
|------------------|----------------|--------------|---------|---------|---------|---------|---------|---------|---------|----------|----------|---------------|-----------------------|
| (1) | (2) | (3) | (4) | (5) | (6) | (7) | (8) | (9) | (10) | (11) | (12) | (3) | (2) |
| 1. | वीजेचे उत्पादन | मेगावॉट | 3,268 | 9,135 | 18,750 | 37,311 | 62,306 | 83,017 | 89,465 | 88,139 | 91,987 | Mega Watt | Electricity generated |
| 2. | वीजेचा वापर | दशलक्ष युनिट | 2,720 | 7,650 | 14,034 | 30,775 | 47,289 | 87,397 | 96,644 | 1,00,665 | 1,02,989 | Million Units | Electricity consumed |
| | (i) घरगुती | दशलक्ष युनिट | 260 | 732 | 1,779 | 5,065 | 11,172 | 19,547 | 21,041 | 22,831 | 23,679 | Million Units | Domestic |
| | (ii) वाणिज्यिक | दशलक्ष युनिट | 198 | 547 | 949 | 2,068 | 4,105 | 11,571 | 11,768 | 12,635 | 12,469 | Million Units | Commercial |
| | (iii) औद्योगिक | दशलक्ष युनिट | 1,853 | 5,312 | 8,130 | 14,706 | 18,363 | 34,416 | 36,486 | 38,110 | 38,949 | Million Units | Industrial |
| | (iv) लोहमार्ग | दशलक्ष युनिट | 339 | 421 | 766 | 970 | 1,581 | 2,707 | 2,229 | 2,389 | 2,389 | Million Units | Railway |
| | (v) इतर | दशलक्ष युनिट | 70 | 638 | 2,310 | 7,966 | 12,068 | 19,156 | 25,120 | 25,120 | 25,503 | Million Units | Others |

आधार:- महाराष्ट्र राज्य विद्युत मंडळ, मुंबई

Source:- Maharashtra State Electricity Board, Mumbai

६. शिक्षण / EDUCATION

| अ.क्र. Sr. No. | प्रकार | परिमाण | 1960-61 | 1970-71 | 1980-81 | 1990-91 | 2000-01 | 2010-11 | 2011-12 | 2012-13 (E) | 2013-14 | Unit | Type |
|-------------------|----------------------------------|--------|---------|---------|---------|---------|---------|---------|----------|-------------|---------|----------|------------------------------|
| (1) | (2) | (3) | (4) | (5) | (6) | (7) | (8) | (9) | (10) | (11) | (12) | (3) | (2) |
| 1. | पूर्व प्राथमिक | | | | | | | | | | | | Pre-Primary |
| | संस्था | संख्या | 527 | 704 | 654 | 857 | 48,355 | N.A. | N.A. | N.A. | N.A. | Nos. | Institutions |
| | विद्यार्थी | हजारात | 34 | 51 | 64 | 88 | 2,266 | N.A. | N.A. | 860 | N.A. | Thousand | Pupils |
| 2. | प्राथमिक (१ ली ते ८ वी) | | | | | | | | | | | | Primary (I to VIII) |
| | संस्था | संख्या | 34,594 | 45,143 | 51,045 | 57,744 | 65,960 | 75,695 | 1,00,084 | 1,02,128 | 96,178 | Nos. | Institutions |
| | विद्यार्थी | हजारात | 4,178 | 6,229 | 8,392 | 10,424 | 11,857 | 10,626 | 16,185 | 16,227 | 16,159 | Thousand | Pupils |
| 3. | माध्यमिक* (९ वी ते १२ वी) | | | | | | | | | | | | Secondary*(IX to XII) |
| | संस्था | संख्या | 2,468 | 5,339 | 6,119 | 8,200 | 11,672 | 21,357 | 21,884 | 18,505 | 23,752 | Nos. | Institutions |
| | विद्यार्थी | हजारात | 858 | 1,936 | 3,309 | 3,723 | 5,047 | 10,711 | 5,628 | 5,625 | 5,911 | Thousand | Pupils |
| 4. | उच्च § | | | | | | | | | | | | Higher § |
| | संस्था | संख्या | 211 | 547 | 738 | 1,772 | 3,101 | 3,277 | 3,277 | 3,277 | 2,915 | Nos. | Institutions |
| | विद्यार्थी | हजारात | 110 | 328 | 589 | 2,071 | 3,605 | 1,784 | 1,769 | 1,829 | 1,466 | Thousand | Pupils |

* यात उच्च माध्यमिक वर्गाचा समावेश आहे / This includes Higher Secondary Classes

§ यात कला, विज्ञान, वाणिज्य आणि विधी, बी.एड. / एम. एड. व इतर बिगर कृषी अभ्यासक्रम यांचा समावेश आहे / This includes Arts, Science, Commerce and Law, B.Ed / M.Ed., & Other Non-Agricultural Courses.

E - अंदाजित / Estimated

आधार:- शिक्षण संचालनालय, महाराष्ट्र शासन, पुणे

Source:- Directorate of Education, Government of Maharashtra, Pune

7. महाराष्ट्रातील खनिज उत्पादन / MINERAL PRODUCTION IN MAHARASHTRA

(उत्पादन '००० टनांत, मूल्य ₹ लाखात / Quantity '000 tonnes, Value ₹ in lakh)

| अ.क्र. | खनिज | उत्पादन / मूल्य | 1961 ^{\$} | 1971 ^{\$} | 1980-81 | 1990-91 | 2000-01 | 2010-11 | 2012-13 [*] | 2013-14 ^{*#} | Quantity / Value | Mineral |
|--------|--------------|--------------------|--------------------|--------------------|---------|---------|----------|----------|----------------------|-----------------------|---------------------|---------------|
| (1) | (2) | (3) | (4) | (5) | (6) | (7) | (8) | (9) | (10) | (11) | (3) | (2) |
| 1 | क्रोमाईट | उत्पादन | 1 | 3 | 2 | N.A. | 0.6 | N.A. | N.A. | 0.019 | Quantity | Chromite |
| | | मूल्य | 1 | 5 | 5 | N.A. | 8 | N.A. | N.A. | 0.75 | Value | |
| 2 | दगडी कोळसा | उत्पादन | 856 | 2,085 | 5,770 | 16,848 | 28,754 | 36,932 | 39,187 | 37,223 | Quantity | Coal |
| | | मूल्य | 186 | 745 | 6,681 | 47,244 | 2,10,192 | 5,08,249 | 5,60,322 | 5,73,635 | Value | |
| 3 | कच्चे लोखंड | उत्पादन | 362 | 613 | 1,456 | 645 | 22 | 1,018 | 1,777 | 1,888 | Quantity | Iron ore |
| | | मूल्य | 51 | 69 | 657 | 384 | 31 | 7,154 | 14,232 | 19,626 | Value | |
| 4 | चुनखडी | उत्पादन | 55 | 363 | 715 | 5,135 | 6,066 | 10,431 | 12,093 | 10,997 | Quantity | Limestone |
| | | मूल्य | 2 | 33 | 613 | 1,968 | 5,266 | 15,647 | 26,727 | 16,296 | Value | |
| 5 | कच्चे मँगनीज | उत्पादन | 179 | 218 | 232 | 276 | 363 | 589 | 700 | 666 | Quantity | Manganese ore |
| | | मूल्य | 206 | 148 | 553 | 1,615 | 6,280 | 54,109 | 79,548 | 52,225 | Value | |
| 6 | चायना क्ले | उत्पादन | 2 | 3 | 5 | 3 | 0.2 | N.A. | N.A. | N.A. | Quantity | China clay |
| | | मूल्य | 0.13 | 0.16 | 1 | 1 | 0.29 | N.A. | N.A. | N.A. | Value | |
| 7 | बॉक्साईट | उत्पादन | 27 | 302 | 365 | 543 | 1,027 | 2,492 | 3,015 | 2,606 | Quantity | Bauxite |
| | | मूल्य | 2 | 21 | 137 | 443 | 1,705 | 4,585 | 10,836 | 9,456 | Value | |
| 8 | मीठ | उत्पादन | 384 | 472 | 540 | 229 | 148 | 180 | 162 | 145 | Quantity | Salt |
| 9 | डोलोमाईट | उत्पादन | 6 | 5 | 27 | 28 | 65 | 79 | 185 | 233 | Quantity | Dolomite |
| | | मूल्य | 0.38 | 1 | 8 | 27 | 145 | 71 | 436 | 684 | Value | |
| 10 | सिलिका सॅंड | उत्पादन | 5 | 27 | 89 | 197 | 168 | 327 | 283 | 275 | Quantity | Silica Sand |
| | | मूल्य | 0.34 | 3 | 3 | 87 | 228 | 982 | 1,007 | 972 | Value | |
| 11 | गेरु | उत्पादन | 5 | 1 | 3 | 2 | N.A. | N.A. | N.A. | N.A. | Quantity | Ochre |
| | | मूल्य | 0.34 | 0.13 | 0.39 | 0.63 | N.A. | N.A. | N.A. | N.A. | Value | |
| 12 | कोरंडम | उत्पादन | N.A. | @ | 1 | @ | N.A. | N.A. | N.A. | N.A. | Quantity | Corundum |
| | | मूल्य | N.A. | 0.08 | 6.78 | 2.95 | N.A. | N.A. | N.A. | N.A. | Value | |

आकडे भारतीय खान ब्युरो, नागपूरचे भारतीय खनिज वर्ष पुस्तक यामधून घेतले आहेत./ Figures are taken from Indian Minerals Yearbook, Indian bureau of Mines, Nagpur

@ आकडे ५०० टनाखालील आहेत / Less than 500 tones

* अस्थायी / Provisional

\$ Figures are for the calendar year

N.A. - उपलब्ध नाही / Not available

आधार :- १) भूविज्ञान व खनिकर्म संचालनालय, नागपूर / Source:- Directorate of Geology and Mining, Nagpur

२) सहायक मीठ आयुक्त, भारत सरकार, मुंबई (मीठाकरीता) / Assistant Salt Commissioner, Government of India, Mumbai (for salt only)

8. वापरात असलेली मोटार वाहने / MOTOR VEHICLES IN OPERATION

| अ.क्र. Sr. No. | बाब (2) | 1961 (3) | 1971 (4) | 1981 (5) | 1991 (6) | 2001 (7) | 2011 (8) | 2012 (9) | 2013 (10) | 2014 (11) | Class of vehicles (2) |
|-------------------|----------------------|-----------------|-----------------|-----------------|------------------|------------------|--------------------|--------------------|--------------------|--------------------|--------------------------|
| 1 | मोटार सायकली * | 12,532 | 83,930* | 346826* | 16,96,157* | 44,09,906 | 1,20,60,990 | 1,35,13,182 | 1,49,76,487 | 1,65,34,977 | Motor Cycles * |
| 2 | मोटार गाड्या # | 50,589 | 1,22,508 | 2,24,752 | 4,23,505 | 9,01,278 | 23,82,789 | 26,59,113 | 29,73,459 | 32,54,474 | Motor Car # |
| 3 | टॅक्सी कॅब्ज् | 6,086 | 17,806 | 31,302 | 43,168 | 86,438 | 1,82,676 | 1,81,887 | 1,88,544 | 1,84,833 | Taxi cabs |
| 4 | स्वयंचलित रिक्शा | 379 | 3,039 | 29,474 | 1,26,049 | 4,07,660 | 6,44,037 | 6,61,483 | 6,61,630 | 6,49,136 | Auto-rickshaw |
| 5 | स्टेज कॅरेजेस- | 4,135 | 10,150 | 13,789 | 18,203 | 27,286 | 34,061 | 35,704 | 34,826 | 36,029 | Stage Carriages |
| | (i) डिझेल इंजिनवर | 3,345 | 9,526 | 13,789 | 18,203 | 27,286 | -- | -- | -- | -- | Diesel engaged |
| | (ii) पेट्रोल इंजिनवर | 790 | 624 | -- | -- | -- | -- | -- | -- | -- | Petrol engaged |
| 6 | कॉन्ट्रॅक्ट कॅरेजेस- | -- | 1,498 | 3,980 | 13,975 | 17,119 | 31,459 | 33,573 | 32,665 | 36,146 | Contract carriages- |
| | (i) डिझेल इंजिनवर | -- | -- | -- | -- | -- | -- | -- | -- | -- | Diesel engaged |
| | (ii) पेट्रोल इंजिनवर | -- | -- | -- | -- | -- | -- | -- | -- | -- | Petrol engaged |
| 7 | माल मोटारी - | | | | | | | | | | Lorries- |
| | (A) खाजगी वाहने | -- | -- | -- | -- | @ | @ | @ | @ | @ | Private carriers- |
| | (i) डिझेल इंजिनवर | 1,302 | 10,878 | 23,719 | 33,065 | -- | -- | -- | -- | -- | Diesel engaged |
| | (ii) पेट्रोल इंजिनवर | 4,641 | 9,354 | 7,755 | 6,713 | -- | -- | -- | -- | -- | Petrol engaged |
| | (B) सार्वजनिक वाहने | 17,117 | -- | -- | -- | -- | -- | -- | -- | -- | Public carriers- |
| | (i) डिझेल इंजिनवर | 6,486 | 24,109 | 63,360 | 1,47,818 | 3,41,334 | 8,78,239 | 9,95,324 | 10,75,406 | 12,10,262 | Diesel engaged |
| | (ii) पेट्रोल इंजिनवर | 10,691 | 12,437 | 10,250 | 7,061 | 57,317 | 77,189 | 58,281 | 53,528 | 34,516 | Petrol engaged |
| | इतर (CNG, LPG इ.) | -- | -- | -- | -- | N.A. | N.A. | N.A. | 11,977 | 4,818 | Others (CNG, LPG etc.) |
| 8 | रुग्णवाहिका | 119 | 441 | 925 | 2,233 | 4,025 | 9,600 | 10,452 | 11,250 | 12,404 | Ambulances |
| 9 | शाळेच्या बसेस | 209 | 491 | 594 | 1,025 | 1,714 | 6,117 | 8,963 | 19,213 | 22,759 | School Buses |
| 10 | खाजगी प्रवासी वाहने | 177 | 810 | 2,171 | 4,622 | 5,815 | 9,421 | 8,802 | 9,927 | 10,519 | Private Service vehicles |
| 11 | अनुयायन (ट्रेलर) | 1,554 | 7,075 | 23,173 | 60,858 | 1,67,856 | 2,84,696 | 3,16,740 | 3,38,635 | 3,50,229 | Trailers |
| 12 | ट्रॅक्टर्स | 899 | 7,821 | 24,079 | 61,088 | 1,72,578 | 3,58,556 | 4,04,724 | 4,49,208 | 5,05,657 | Tractors |
| 13 | इतर | 285 | 810 | 1,319 | 5,040 | 9,872 | 29,829 | 30,529 | 35,345 | 40,883 | Others |
| | एकूण | 1,00,144 | 3,11,669 | 8,04,986 | 26,40,585 | 66,07,054 | 1,69,89,659 | 1,89,19,157 | 2,08,72,100 | 2,28,87,642 | Total |

टिप:- प्रत्येक वर्षाच्या १ जानेवारी रोजीचे आकडे / Figures are as on 1st January of each year * अस्कूटर्स, मोपेड धरून / Includes Scooters, Moped also # जीप व स्टेशनवॅगन्स धरून / Includes jeeps and station wagons also

@ नवीन मोटार वाहन कायद्याप्रमाणे खाजगी वाहने व सार्वजनिक वाहने असे वर्गीकरण रद्द करण्यात आले असून १९९४ पासून खाजगी व सार्वजनिक मालवाहक वाहने सार्वजनिक वाहने या रकान्यात एकत्र दाखविण्यात आली आहेत. /

According to new Act separate classification as private and public carriers has been cancelled. From 1994 onwards no. of private and public carriers together are shown in total public carriers

आधार:- परिवहन आयुक्त, महाराष्ट्र शासन, मुंबई / Source:- Commissioner of Transport, Government of Maharashtra, Mumbai

9. चालू किंमतीनुसार व स्थिर किंमतीनुसार महाराष्ट्र राज्याचे दरडोई उत्पन्न

PER CAPITA INCOME AND STATE INCOME OF MAHARASHTRA AT CURRENT AND AT CONSTANT PRICES

| अ.क्र. | प्रकार | 1960-61 ^{\$} | 1970-71 ^{\$} | 1980-81 ^{\$} | 1990-91 ^{\$} | 2000-01 ^{\$} | 2004-05 [#] | 2010-11 [#] | 2011-12 [#] | 2012-13 ^{+#} | Type |
|----------|---|-----------------------|-----------------------|-----------------------|-----------------------|-----------------------|----------------------|----------------------|----------------------|-----------------------|---|
| (1) | (2) | (3) | (4) | (5) | (6) | (7) | (8) | (9) | (10) | (11) | (2) |
| 1 | निव्वळ राज्य उत्पन्न (₹ कोटी) | | | | | | | | | | Net State Domestic product (₹ crore) |
| (a) | चालू किंमतीनुसार | 2,074 | 5,149 | 17,500 | 62,190 | 2,19,038 | 4,15,480 | 10,49,150 | 11,75,419 | 13,23,768 | At current prices |
| (b) | स्थिर किंमतीनुसार (२००४-०५) | 38,757 | 50,447 | 73,865 | 1,27,816 | 2,10,526 | 4,15,480 | 7,42,042 | 7,77,791 | 8,25,832 | At constant prices (2004-05) |
| 2 | दरडोई निव्वळ राज्य उत्पन्न (₹ कोटी) | | | | | | | | | | Per capita Net State Domestic Product (₹ crore) |
| (a) | चालू किंमतीनुसार | 531 | 1,041 | 2,811 | 7,958 | 22,777 | 361 | 849 | 937 | 1,040 | At current Prices |
| (b) | स्थिर किंमतीनुसार (२००४-०५) | 9,924 | 10,193 | 11,863 | 16,355 | 21,892 | 361 | 596 | 615 | 642 | At constant prices (2004-05) |
| 3 | स्थूल राज्य उत्पन्नाचे निर्देशांक | | | | | | | | | | Index numbers of Gross State Domestic Product |
| (a) | चालू किंमतीनुसार | -- | -- | -- | -- | -- | 100.0 | 252.5 | 282.9 | 318.6 | At current prices |
| (b) | स्थिर किंमतीनुसार (२००४-०५) | -- | -- | -- | -- | -- | 100.0 | 178.6 | 187.2 | 198.8 | At constant prices (2004-05) |
| | निव्वळ राज्य उत्पन्नाचे निर्देशांक | | | | | | | | | | Index numbers of Net State Domestic Product |
| (a) | चालू किंमतीनुसार | 100.0 | 248.3 | 844.0 | 2,999.2 | 10,563.5 | 100.0 | 256.9 | 287.7 | 323.4 | At current prices |
| (b) | स्थिर किंमतीनुसार (२००४-०५) | 100.0 | 130.2 | 190.6 | 329.8 | 543.2 | 100.0 | 180.4 | 188.7 | 199.7 | At constant prices (2004-05) |
| 4 | दरडोई निव्वळ राज्य उत्पन्नाचे निर्देशांक | | | | | | | | | | Index numbers of Per Capita Net State Domestic product |
| (a) | चालू किंमतीनुसार | 100.0 | 196.0 | 529.4 | 1,498.8 | 4,289.9 | 100.0 | 235.2 | 259.9 | 288.2 | At current prices |
| (b) | स्थिर किंमतीनुसार | 100.0 | 102.7 | 119.5 | 164.8 | 220.6 | N.A. | N.A. | N.A. | N.A. | At constant prices |

^{\$} पायाभूत वर्ष / Base year 1999-2000

[#] पायाभूत वर्ष / Base year 2004-05

⁺ पहिले सुधारित अंदाज / First Revised Estimates

N.A. — Not Available

आधार:- अर्थ व सांख्यिकी संचालनालय, महाराष्ट्र शासन, मुंबई / Source:- Directorate of Economics and Statistics, Government of Maharashtra, Mumbai

10. कामगारांकरीता ग्राहक किंमतीचे निर्देशांक
CONSUMER PRICE INDEX NUMBERS FOR WORKING CLASS
(नवी मालिका / New Series)

| अ.क्र. | केंद्र | बाब | 1966 | 1971 | 1981 | 1991* | 2001* | 2005 [#] | 2011 [#] | 2012 [#] | 2013 [#] | Item | Centre |
|--------|-----------|-----------|------|------|------|-------|-------|-------------------|-------------------|-------------------|-------------------|-----------|------------|
| (1) | (2) | (3) | (4) | (5) | (6) | (7) | (8) | (9) | (10) | (12) | (13) | (3) | (2) |
| 1 | मुंबई | अन्न | 150 | 202 | 492 | 244 | 554 | 615 | 204 | 225 | 260 | Food | Mumbai |
| | | सर्व बाबी | 143 | 188 | 447 | 226 | 528 | 611 | 192 | 212 | 242 | All items | |
| 2 | सोलापूर | अन्न | 155 | 211 | 523 | 229 | 449 | 503 | 209 | 225 | 260 | Food | Solapur |
| | | सर्व बाबी | 145 | 195 | 481 | 224 | 471 | 539 | 199 | 216 | 227 | All items | |
| 3 | नागपूर | अन्न | 155 | 208 | 489 | 222 | 446 | 494 | 212 | 235 | 279 | Food | Nagpur |
| | | सर्व बाबी | 144 | 190 | 454 | 223 | 483 | 554 | 220 | 240 | 268 | All items | |
| 4 | जळगाव | अन्न | 173 | 202 | 515 | 236 | 488 | 542 | 214 | 234 | 262 | Food | Jalgaon |
| | | सर्व बाबी | 155 | 187 | 459 | 221 | 469 | 525 | 202 | 223 | 251 | All items | |
| 5 | नांदेड | अन्न | 170 | 207 | 556 | 226 | 468 | 555 | 208 | 227 | 261 | Food | Nanded |
| | | सर्व बाबी | 153 | 195 | 507 | 225 | 469 | 543 | 220 | 245 | 275 | All items | |
| 6 | औरंगाबाद | अन्न | 164 | 200 | 529 | 237 | 488 | 560 | 208 | 231 | 266 | Food | Aurangabad |
| | | सर्व बाबी | 151 | 189 | 401 | 219 | 495 | 576 | 200 | 226 | 258 | All items | |
| 7 | पुणे | अन्न | 149 | 188 | 475 | 239 | 519 | 609 | 221 | 242 | 280 | Food | Pune |
| | | सर्व बाबी | 139 | 174 | 420 | 217 | 516 | 589 | 200 | 217 | 242 | All items | |
| 8 | नाशिक | अन्न | -- | -- | -- | 237 | 471 | 514 | 215 | 227 | 258 | Food | Nashik |
| | | सर्व बाबी | -- | -- | -- | 228 | 498 | 576 | 204 | 223 | 244 | All items | |
| 9 | अकोला | अन्न | -- | -- | -- | 226 | 484 | 522 | 179 | 204 | 231 | Food | Akola |
| | | सर्व बाबी | -- | -- | -- | 220 | 475 | 529 | 184 | 209 | 238 | All items | |
| 10 | कोल्हापूर | अन्न | -- | -- | -- | 236 | 501 | 581 | 211 | 231 | 257 | Food | Kolhapur |
| | | सर्व बाबी | -- | -- | -- | 221 | 477 | 574 | 201 | 221 | 245 | All items | |

* कॅलेंडर वर्ष / Calender year 1982 =100 # कॅलेंडर वर्ष / Calender year 2001 =100

आधार - कामगार आयक्त, यांचे कार्यालय, मुंबई Source : Office of the Labour Commissioner, Mumbai

१. क्षेत्रफळ आणि लोकसंख्या

१.१ या विभागात जनगणना २०११ नुसार क्षेत्रफळ आणि लोकसंख्या, अनुसूचित जाती, अनुसूचित जमाती त्यांची एकूण लोकसंख्येशी टक्केवारी, दशवर्षीय चढउतार, खेड्यांचे वर्गीकरण, काम करणारे आणि काम न करणारे लोक, साक्षरता दर इ. बाबतची माहिती देण्यात आली आहे. लोकसंख्येची भाषावार माहिती जनगणना, २०११ ची देण्यात आली आहे.

१.२ जनगणना २०११ प्रमाणे वापरलेल्या संकल्पना व व्याख्यांनुसार 'गाव' हे ठराविक सीमा असलेले व जमिनीचे स्वतंत्रपणे अभिलेख उपलब्ध असलेले महसुली गाव होय. वाड्या किंवा पाडे यांस स्वतंत्र गावे मानण्यात आलेले नाही. ह्यास फक्त वनव्याप्त गावांचा अपवाद आहे. ही ठिकाणे म्हणजे राखीव जंगलातील लोकसंख्या असलेली ठिकाणे होत. त्यात मुख्यतः जंगल कामगार व त्यांच्या कुटुंबातील व्यक्तींचा समावेश आहे व त्यास गावे असे संबोधण्यात आले आहे. 'वस्ती असलेल्या गावात' 'वस्ती असलेल्या महसूली' व 'वस्ती असलेल्या वनव्याप्त' गावांचा समावेश आहे. "वस्ती नसलेल्या" गावांत कोणत्याही प्रकारची लोकवस्ती नसलेल्या महसूली गावांचा समावेश होतो. जनगणना २०११ नुसार शहर किंवा नागरी विभागाची व्याख्या असे क्षेत्र आहे :-

(१) ज्या ठिकाणी महानगरपालिका, नगर परिषद इ. नागरी संस्था, कटक मंडळ किंवा मुलकी वस्ती आहे किंवा

(२) ५,००० किंवा त्याहून अधिक लोकवस्ती असलेले, ज्यातील कमीतकमी तीन-चतुर्थांश पुरुष कामगार बिगर-शेती व्यवसायात गुंतले आहेत व लोकसंख्येची घनता प्रति चौ.कि.मी. ४०० किंवा त्यापेक्षा जास्त आहे.

जनगणना २०११ च्या नुसार इतर खालीलप्रमाणे व्याख्या आहेत :-

(१) काम - 'काम' ह्या शब्दाची व्याख्या कोणत्याही आर्थिक उत्पादक कार्यात सहभाग, अशी असून त्याचे स्वरूप बौद्धिक किंवा शारीरिक श्रम असे असू शकेल. 'काम' ह्यात फक्त प्रत्यक्ष केलेल्या कामाचा अंतर्भाव नसून प्रभावी देखरेख व कामाचे मार्गदर्शन यांचाही समावेश आहे.

(२) कामगार - संदर्भ वर्षात कोणत्याही आर्थिक उत्पादक कार्यात काम केले असले तरी त्या व्यक्तीस कामगार असे समजण्यात आले.

(अ) मुख्य कामगार - एखाद्या व्यक्तीने गेल्या वर्षात ६ महीने किंवा जास्त किंवा १८० दिवस किंवा त्याहून जास्त दिवस काम केले असल्यास त्या व्यक्तीस मुख्य कामगार असे संबोधण्यात आले.

(ब) सीमांतिक कामगार - एखाद्या व्यक्तीने गेल्या वर्षात सहा महिन्यांपेक्षा किंवा १८० दिवसांपेक्षा कमी दिवस काम केले असेल तर त्या व्यक्तीस सीमांतिक कामगार म्हणून संबोधण्यात आले.

(३) काम न करणारे - जनगणनेच्या संदर्भ दिवसाच्या आधीच्या एक वर्षाच्या काळात एखाद्या व्यक्तीने अजिबात काम केले नसेल अशा व्यक्तीस काम न करणारी

1. AREA AND POPULATION

1.1 Final figures of population census 2011 are presented in this section (on Area, Population of Scheduled Castes, Scheduled Tribes, their percentage to total population, decadal variation, villages classified by population working and non-working persons and literacy rates, etc). Classification of population on basis of languages is as per population census 2011.

1.2 According to the definitions and concepts used for the population 2011 census, a 'Village' is a revenue village having a defined boundary and separate land records. Hamlets, wadies or pardas have not been treated as separate villages. Forest villages make an exception. These are population centres situated within reserved forest areas. Their population mainly consists of forest labourers and their families. Such population centres within reserved forest areas are also treated as villages. Number of 'inhabited villages' denote number of 'inhabited revenue villages' and 'inhabited forest villages'. The 'un-inhabited villages' are the revenue villages which do not have any residential population. As per census 2011, a town or an urban area was defined as a place which has :-

(i) a municipal body, a cantonment or civil lines; or

(ii) a population of 5,000 or over where at least three-fourth or more of male workers are engaged in non-agricultural pursuits and density of population of at least 400 per sq.km.

Other definitions as adopted in the census 2011 are reproduced below :-

(1) Work- Work was defined as participation in economically productive activity; such participation may be mental or physical in nature. Work involves not only actual work but also effective supervision and direction of work.

(2) Worker- is the one who has engaged himself in any productive activity for at least sometime during the reference year

(a) Main worker- A Person who put in work for six months or more or for 180 days or more, during last year was classified as main worker.

(b) Marginal worker- A Person who did work during last year for less than six months (180 days) was classified as marginal worker.

(3) Non-worker - was one who did not engage himself in any productive activity throughout the while reference period of one year preceding the date of enumeration.

व्यक्ती असे संबोधण्यात आले. जी व्यक्ती मुख्यत्वे स्वतःच्या कुटुंबासाठी कामे करणे वगैरे घरगुती कामामध्ये गुंतलेली असेल किंवा एखादा मुलगा किंवा मुलगी जी प्रामुख्याने एखाद्या संस्थेत शिकत असताना कुटुंबाला आर्थिक मदत करते परंतु जी पूर्णवेळ काम करीत नाही अशा व्यक्तीस “कामगार” असे संबोधण्यात आले नाही. तसेच एखाद्या व्यक्तीस घरभाडे किंवा निवृत्ती वेतन अशा स्वरूपातच उत्पन्न मिळते व ज्यासाठी त्या व्यक्तीस कोणतेही काम करावे लागत नाही अशा व्यक्तीस “कामगार” असे संबोधण्यात आले नाही.

(४) घरगुती उद्योग - कुटुंब प्रमुख किंवा प्रामुख्याने कुटुंबातील व्यक्तींनी शहरी भागात स्वतःच्या घराच्या परिसरात व ग्रामीण भागात खेड्यात चालविलेला उद्योग म्हणजे “घरगुती उद्योग” होय. घरगुती उद्योग हा नोंदणी झालेल्या कारखान्याप्रमाणे चालविण्यात येत नाही व त्यात उत्पादन, प्रक्रिया, सेवा, दुरुस्ती व विक्री यांचा संबंध असतो.

(५) शेतकरी - यात स्वतःची जमीन कसणारे व दुसऱ्यांची जमीन कसणारे अशा दोन्हीचा अंतर्भाव होतो.

(६) शेतमजूर - यात शेतावर मजुरीवर/वेतनावर काम करणारे परंतु ज्यांचा जमिनीवर कोणत्याही प्रकारचा मालकी हक्क नाही अशांचा समावेश होतो.

(७) व्यवसाय - ज्यास उद्योग म्हणता येईल अशा आर्थिक उत्पादनांच्या कोणत्याही शाखेत जेव्हा एखादी व्यक्ती स्वतः काम करते त्यास तिचा व्यवसाय समजण्यात येतो.

(८) उद्योग - म्हणजे आर्थिक उत्पादन कार्यातील एखादी शाखा ज्यात कामगार काम करतो.

(९) मालक - मोबदला देऊन एक किंवा जास्त व्यक्तींकडून काम करवून घेणाऱ्या व्यक्तीस मालक असे समजण्यात येते.

(१०) कामगार - जी व्यक्ती नगद किंवा वस्तुरूपाने मोबदला घेऊन दुसऱ्यासाठी वेतनावर किंवा मजुरीवर काम करते ती कामगार व्यक्ती होय.

(११) एकटा कामगार - जी व्यक्ती काही नैमित्तिक कारणांव्यतिरिक्त मोबदला देऊन इतरांकडून काम करवून घेत नाही किंवा कुटुंबातील इतर व्यक्तींच्या मदतीने काम करत नाही किंवा कोणत्याही सहकारी संस्थेची सभासद म्हणून काम करीत नाही अशा व्यक्तीस “एकटा कामगार” असे संबोधण्यात येते.

(१२) कौटुंबिक कामगार - कुटुंबाच्या उद्योगात जी व्यक्ती नगद किंवा वस्तुरूपात वेतन किंवा मजुरी न घेता कुटुंबातील इतर व्यक्तींबरोबर काम करते ती “कौटुंबिक कामगार” म्हणून समजण्यात येते.

A person who is engaged primarily in household duties such as working for one's own household or a boy or a girl who is primarily a student attending an institution, even if such a person helps in the family's economic activity but not as full-time worker, was not treated as worker. A person who receives income as rent or pension and who does not have to work for receiving that income has not been treated as worker.

(4) Household Industry - an industry run by the head of the household or mainly by members of households from the house premise in urban areas and within the village in the rural areas is termed as household industry. It cannot be run on the scale of registered factory.

(5) Cultivator - Persons who are engaged in cultivation of land owned or held from Government or held from private persons or institutions for payment in money, kind or share. Cultivator includes both owner cultivators and tenant cultivators.

(6) Agricultural labourer - covers all persons working on land as labourers on wages without holding any right upon the land.

(7) Occupation - of a worker is the function which he personally performs by engaging himself in work in any branch of economic activity which is called his industry.

(8) Industry - is defined as a sector of economic activity on which a worker is engaged.

(9) Employer - is a person who hires one or more persons in his work.

(10) Employee - is a person who works for others for wages or salary in cash or kind.

(11) A single worker - is a person who is doing his work without employing others except casually and without the help of other members of his family except casually or a participation in work as a member of a co-operative.

(12) A family worker - is a person who is doing his work in a family enterprise along with other members of the family without wages or salary in cash or kind.

1. क्षेत्रफळ आणि लोकसंख्या / AREA AND POPULATION

तक्ता क्रमांक / TABLE No. 1.1

क्षेत्रफळ आणि लोकसंख्या / Area and Population

(जनगणना, २०११ / Population Census, 2011)

| अ. क्र. | जिल्हे | एकूण | क्षेत्रफळ चौ.कि.मी. मध्ये | लोकसंख्या दर चौ.कि.मी. मागे | तालुक्यांची संख्या | खेड्यांची संख्या | | शहरांची संख्या | कुटुंबे | लोकसंख्या | | | Total | Districts |
|---------|-------------|---------------|---------------------------|-----------------------------|--------------------|------------------------|--------------------------|----------------|-------------|-------------|-----------|-----------|-------------|-----------------|
| | | | | | | Number of villages | | | | एकूण | पुरुष | स्त्रिया | | |
| Sr. No | | ग्रामीण नागरी | Area in Sq.Km. | Population Per Sq.Km. | No. of talukas | वस्ती असलेली Inhabited | वस्ती नसलेली Uninhabited | No. of towns | House-holds | Persons | Males | Females | Rural Urban | |
| (1) | (2) | (3) | (4) | (5) | (6) | (7) | (8) | (9) | (10) | (11) | (12) | (13) | (3) | (2) |
| 1 | मुंबई शहर | ए | 157.00 | 19,652 | 0 | 0 | 0 | 0 | 6,74,339 | 30,85,411 | 16,84,608 | 14,00,803 | T | Mumbai City |
| | | ग्रा | 0.00 | 0 | 0 | 0 | 0 | 0 | 0 | 0 | 0 | 0 | R | |
| | | ना | 157.00 | 19,652 | 0 | 0 | 0 | 0 | 6,74,339 | 30,85,411 | 16,84,608 | 14,00,803 | U | |
| 2 | मुंबई उपनगर | ए | 446.00 | 20,980 | 0 | 0 | 0 | 1 | 21,05,604 | 93,56,962 | 50,31,323 | 43,25,639 | T | Mumbai Suburban |
| | | ग्रा | 0.00 | 0 | 0 | 0 | 0 | 0 | 0 | 0 | 0 | 0 | R | |
| | | ना | 446.00 | 20,980 | 0 | 0 | 0 | 1 | 21,05,604 | 93,56,962 | 50,31,323 | 43,25,639 | U | |
| 3 | ठाणे | ए | 9,558.00 | 1,157 | 15 | 1,704 | 17 | 51 | 25,29,165 | 1,10,60,148 | 58,65,078 | 51,95,070 | T | Thane |
| | | ग्रा | 8,459.79 | 301 | 15 | 1,704 | 17 | 0 | 5,41,599 | 25,45,470 | 13,00,136 | 12,45,334 | R | |
| | | ना | 1,098.21 | 7,753 | -- | 0 | 0 | 51 | 19,87,566 | 85,14,678 | 45,64,942 | 39,49,736 | U | |
| 4 | रायगड | ए | 7,152.00 | 368 | 15 | 1,860 | 49 | 42 | 6,11,790 | 26,34,200 | 13,44,345 | 12,89,855 | T | Raigad |
| | | ग्रा | 6,885.50 | 242 | 15 | 1,860 | 49 | 0 | 3,81,204 | 16,64,005 | 8,36,996 | 8,27,009 | R | |
| | | ना | 266.50 | 3,641 | -- | 0 | 0 | 42 | 2,30,586 | 9,70,195 | 5,07,349 | 4,62,846 | U | |
| 5 | रत्नागिरी | ए | 8,208.00 | 197 | 9 | 1,531 | 6 | 16 | 3,97,115 | 16,15,069 | 7,61,121 | 8,53,948 | T | Ratnagiri |
| | | ग्रा | 8,089.83 | 167 | 9 | 1,531 | 6 | 0 | 3,35,318 | 13,51,346 | 6,30,213 | 7,21,133 | R | |
| | | ना | 118.17 | 2,232 | -- | 0 | 0 | 16 | 61,797 | 2,63,723 | 1,30,908 | 1,32,815 | U | |
| 6 | सिंधुदुर्ग | ए | 5,207.00 | 163 | 8 | 740 | 8 | 8 | 2,09,839 | 8,49,651 | 4,17,332 | 4,32,319 | T | Sindhudurg |
| | | ग्रा | 5,142.71 | 144 | 8 | 740 | 8 | 0 | 1,83,201 | 7,42,645 | 3,63,268 | 3,79,377 | R | |
| | | ना | 64.29 | 1,664 | -- | 0 | 0 | 8 | 26,638 | 1,07,006 | 54,064 | 52,942 | U | |
| 7 | नाशिक | ए | 15,530.00 | 393 | 15 | 1,919 | 3 | 25 | 12,22,887 | 61,07,187 | 31,57,186 | 29,50,001 | T | Nashik |
| | | ग्रा | 14,882.79 | 236 | 15 | 1,919 | 3 | 0 | 6,77,310 | 35,09,814 | 18,04,712 | 17,05,102 | R | |
| | | ना | 647.21 | 4,013 | -- | 0 | 0 | 25 | 5,45,577 | 25,97,373 | 13,52,474 | 12,44,899 | U | |

तक्ता क्रमांक / TABLE No. 1.1- contd...

| (1) | (2) | (3) | (4) | (5) | (6) | (7) | (8) | (9) | (10) | (11) | (12) | (13) | (3) | (2) |
|-----|-----------|------|-----------|-------|-----|-------|-----|-----|-----------|-----------|-----------|-----------|-----|------------|
| 8 | धुळे | ए | 7,195.00 | 285 | 4 | 674 | 4 | 8 | 4,08,874 | 20,50,862 | 10,54,031 | 9,96,831 | T | Dhule |
| | | ग्रा | 7,078.33 | 209 | 4 | 674 | 4 | 0 | 2,96,717 | 14,79,826 | 7,58,916 | 7,20,910 | R | |
| | | ना | 116.67 | 4,894 | -- | 0 | 0 | 8 | 1,12,157 | 5,71,036 | 2,95,115 | 2,75,921 | U | |
| 9 | नंदुरबार | ए | 5,955.00 | 277 | 6 | 930 | 13 | 9 | 3,23,521 | 16,48,295 | 8,33,170 | 8,15,125 | T | Nandurbar |
| | | ग्रा | 5,894.95 | 233 | 6 | 930 | 13 | 0 | 2,72,783 | 13,72,821 | 6,87,671 | 6,85,150 | R | |
| | | ना | 60.05 | 4,587 | -- | 0 | 0 | 9 | 50,738 | 2,75,474 | 1,45,499 | 1,29,975 | U | |
| 10 | जळगाव | ए | 11,765.00 | 360 | 15 | 1,487 | 26 | 20 | 9,03,643 | 42,29,917 | 21,97,365 | 20,32,552 | T | Jalgaon |
| | | ग्रा | 11,417.15 | 253 | 15 | 1,487 | 26 | 0 | 6,24,570 | 28,87,206 | 15,00,514 | 13,86,692 | R | |
| | | ना | 347.85 | 3,860 | | 0 | 0 | 20 | 2,79,073 | 13,42,711 | 6,96,851 | 6,45,860 | U | |
| 11 | अहमदनगर | ए | 17,048.00 | 266 | 14 | 1,581 | 3 | 19 | 9,30,024 | 45,43,159 | 23,42,825 | 22,00,334 | T | Ahmednagar |
| | | ग्रा | 16,581.43 | 219 | 14 | 1,581 | 3 | 0 | 7,39,083 | 36,30,542 | 18,72,907 | 17,57,635 | R | |
| | | ना | 466.57 | 1,956 | -- | 0 | 0 | 19 | 1,90,941 | 9,12,617 | 4,69,918 | 4,42,699 | U | |
| 12 | पुणे | ए | 15,643.00 | 603 | 14 | 1,852 | 25 | 35 | 21,51,503 | 94,29,408 | 49,24,105 | 45,05,303 | T | Pune |
| | | ग्रा | 14,826.80 | 248 | 14 | 1,852 | 25 | 0 | 7,79,972 | 36,78,226 | 19,03,440 | 17,74,786 | R | |
| | | ना | 816.20 | 7,046 | -- | 0 | 0 | 35 | 13,71,531 | 57,51,182 | 30,20,665 | 27,30,517 | U | |
| 13 | सातारा | ए | 10,480.00 | 287 | 11 | 1,719 | 26 | 22 | 6,53,735 | 30,03,741 | 15,10,842 | 14,92,899 | T | Satara |
| | | ग्रा | 10,044.83 | 242 | 11 | 1,719 | 26 | 0 | 5,28,587 | 24,33,363 | 12,19,749 | 12,13,614 | R | |
| | | ना | 435.17 | 1,311 | -- | 0 | 0 | 22 | 1,25,148 | 5,70,378 | 2,91,093 | 2,79,285 | U | |
| 14 | सांगली | ए | 8,572.00 | 329 | 10 | 725 | 3 | 7 | 5,98,386 | 28,22,143 | 14,35,728 | 13,86,415 | T | Sangli |
| | | ग्रा | 8,217.72 | 256 | 10 | 725 | 3 | 0 | 4,42,436 | 21,02,786 | 10,71,124 | 10,31,662 | R | |
| | | ना | 354.28 | 2,030 | -- | 0 | 0 | 7 | 1,55,950 | 7,19,357 | 3,64,604 | 3,54,753 | U | |
| 15 | सोलापूर | ए | 14,895.00 | 290 | 11 | 1,143 | 11 | 13 | 8,73,167 | 43,17,756 | 22,27,852 | 20,89,904 | T | Solapur |
| | | ग्रा | 14,531.91 | 201 | 11 | 1,143 | 11 | 0 | 5,93,560 | 29,18,665 | 15,18,343 | 14,00,322 | R | |
| | | ना | 363.09 | 3,853 | -- | 0 | 0 | 13 | 2,79,607 | 13,99,091 | 7,09,509 | 6,89,582 | U | |
| 16 | कोल्हापूर | ए | 7,685.00 | 504 | 12 | 1,195 | 21 | 23 | 8,40,240 | 38,76,001 | 19,80,658 | 18,95,343 | T | Kolhapur |
| | | ग्रा | 7,344.96 | 360 | 12 | 1,195 | 21 | 0 | 5,68,519 | 26,45,992 | 13,48,815 | 12,97,177 | R | |
| | | ना | 340.04 | 3,617 | -- | 0 | 0 | 23 | 2,71,721 | 12,30,009 | 6,31,843 | 5,98,166 | U | |
| 17 | औरंगाबाद | ए | 10,130.89 | 365 | 9 | 1,314 | 42 | 16 | 7,51,915 | 37,01,282 | 19,24,469 | 17,76,813 | T | Aurangabad |
| | | ग्रा | 9,821.54 | 212 | 9 | 1,314 | 42 | 0 | 4,20,950 | 20,81,112 | 10,81,825 | 9,99,287 | R | |
| | | ना | 309.35 | 5,237 | -- | 0 | 0 | 16 | 3,30,965 | 16,20,170 | 8,42,644 | 7,77,526 | U | |

तक्ता क्रमांक / TABLE No. 1.1- contd...

| (1) | (2) | (3) | (4) | (5) | (6) | (7) | (8) | (9) | (10) | (11) | (12) | (13) | (3) | (2) |
|-----|------------|------|-----------|-------|-----|-------|-----|-----|----------|-----------|-----------|-----------|-----|-----------|
| 18 | जालना | ए | 7,694.11 | 255 | 8 | 958 | 9 | 4 | 3,91,701 | 19,59,046 | 10,11,473 | 9,47,573 | T | Jalna |
| | | ग्रा | 7,587.95 | 208 | 8 | 958 | 9 | 0 | 3,20,908 | 15,81,617 | 8,17,279 | 7,64,338 | R | |
| | | ना | 106.16 | 3,555 | -- | 0 | 0 | 4 | 70,793 | 3,77,429 | 1,94,194 | 1,83,235 | U | |
| 19 | परभणी | ए | 6,214.00 | 295 | 9 | 830 | 13 | 8 | 3,61,130 | 18,36,086 | 9,42,870 | 8,93,216 | T | Parbhani |
| | | ग्रा | 6,101.11 | 208 | 9 | 830 | 13 | 0 | 2,56,399 | 12,66,280 | 6,51,886 | 6,14,394 | R | |
| | | ना | 112.89 | 5,047 | -- | 0 | 0 | 8 | 1,04,731 | 5,69,806 | 2,90,984 | 2,78,822 | U | |
| 20 | हिंगोली | ए | 4,827.00 | 244 | 5 | 675 | 36 | 3 | 2,28,868 | 11,77,345 | 6,06,294 | 5,71,051 | T | Hingoli |
| | | ग्रा | 4,770.54 | 209 | 5 | 675 | 36 | 0 | 1,96,255 | 9,98,612 | 5,14,430 | 4,84,182 | R | |
| | | ना | 56.46 | 3,166 | -- | 0 | 0 | 3 | 32,613 | 1,78,733 | 91,864 | 86,869 | U | |
| 21 | बीड | ए | 10,693.00 | 242 | 11 | 1,357 | 11 | 9 | 5,35,835 | 25,85,049 | 13,49,106 | 12,35,943 | T | Beed |
| | | ग्रा | 10,534.69 | 197 | 11 | 1,357 | 11 | 0 | 4,35,588 | 20,70,751 | 10,82,978 | 9,87,773 | R | |
| | | ना | 158.31 | 3,249 | -- | 0 | 0 | 9 | 1,00,247 | 5,14,298 | 2,66,128 | 2,48,170 | U | |
| 22 | नांदेड | ए | 10,528.00 | 319 | 16 | 1,541 | 62 | 17 | 6,65,434 | 33,61,292 | 17,30,075 | 16,31,217 | T | Nanded |
| | | ग्रा | 10,286.69 | 238 | 16 | 1,541 | 62 | 0 | 4,94,341 | 24,47,394 | 12,58,160 | 11,89,234 | R | |
| | | ना | 241.31 | 3,787 | -- | 0 | 0 | 17 | 1,71,093 | 9,13,898 | 4,71,915 | 4,41,983 | U | |
| 23 | उस्मानाबाद | ए | 7,569.00 | 219 | 8 | 728 | 5 | 8 | 3,51,281 | 16,57,576 | 8,61,535 | 7,96,041 | T | Osmanabad |
| | | ग्रा | 7,439.99 | 185 | 8 | 728 | 5 | 0 | 2,96,494 | 13,76,519 | 7,16,237 | 6,60,282 | R | |
| | | ना | 129.01 | 2,179 | -- | 0 | 0 | 8 | 54,787 | 2,81,057 | 1,45,298 | 1,35,759 | U | |
| 24 | लातूर | ए | 7,157.00 | 343 | 10 | 928 | 20 | 7 | 4,81,572 | 24,54,196 | 12,73,140 | 11,81,056 | T | Latur |
| | | ग्रा | 7,072.62 | 259 | 10 | 928 | 20 | 0 | 3,63,409 | 18,29,216 | 9,49,707 | 8,79,509 | R | |
| | | ना | 84.38 | 7,407 | -- | 0 | 0 | 7 | 1,18,163 | 6,24,980 | 3,23,433 | 3,01,547 | U | |
| 25 | बुलढाणा | ए | 9,661.00 | 268 | 13 | 1,300 | 144 | 12 | 5,61,504 | 25,86,258 | 13,37,560 | 12,48,698 | T | Buldhana |
| | | ग्रा | 9,540.24 | 214 | 13 | 1,300 | 144 | 0 | 4,51,284 | 20,37,398 | 10,55,242 | 9,82,156 | R | |
| | | ना | 120.76 | 4,545 | -- | 0 | 0 | 12 | 1,10,220 | 5,48,860 | 2,82,318 | 2,66,542 | U | |
| 26 | अकोला | ए | 5,672.81 | 320 | 7 | 864 | 122 | 12 | 3,95,690 | 18,13,906 | 9,32,334 | 8,81,572 | T | Akola |
| | | ग्रा | 5,588.85 | 196 | 7 | 864 | 122 | 0 | 2,50,160 | 10,94,165 | 5,63,933 | 5,30,232 | R | |
| | | ना | 83.96 | 8,572 | -- | 0 | 0 | 12 | 1,45,530 | 7,19,741 | 3,68,401 | 3,51,340 | U | |
| 27 | वाशिम | ए | 4,901.19 | 244 | 6 | 698 | 91 | 4 | 2,59,464 | 11,97,160 | 6,20,302 | 5,76,858 | T | Washim |
| | | ग्रा | 4,821.10 | 204 | 6 | 698 | 91 | 0 | 2,18,403 | 9,85,747 | 5,11,727 | 4,74,020 | R | |
| | | ना | 80.09 | 2,640 | -- | 0 | 0 | 4 | 41,061 | 2,11,413 | 1,08,575 | 1,02,838 | U | |

तक्ता क्रमांक / TABLE No. 1.1- contd...

| (1) | (2) | (3) | (4) | (5) | (6) | (7) | (8) | (9) | (10) | (11) | (12) | (13) | (3) | (2) |
|------------|----------|------|--------------------|--------------|------------|---------------|--------------|------------|--------------------|---------------------|--------------------|--------------------|----------|--------------------|
| 28 | अमरावती | ए | 12,210.00 | 237 | 14 | 1,637 | 360 | 12 | 6,47,451 | 28,88,445 | 14,80,768 | 14,07,677 | T | Amravati |
| | | ग्रा | 11,967.64 | 155 | 14 | 1,637 | 360 | 0 | 4,30,282 | 18,51,158 | 9,50,633 | 9,00,525 | R | |
| | | ना | 242.36 | 4,280 | -- | 0 | 0 | 12 | 2,17,169 | 10,37,287 | 5,30,135 | 5,07,152 | U | |
| 29 | यवतमाळ | ए | 13,582.00 | 204 | 16 | 1,853 | 284 | 18 | 6,46,886 | 27,72,348 | 14,19,965 | 13,52,383 | T | Yavatmal |
| | | ग्रा | 13,415.09 | 162 | 16 | 1,853 | 284 | 0 | 5,15,502 | 21,74,195 | 11,15,148 | 10,59,047 | R | |
| | | ना | 166.91 | 3,584 | -- | 0 | 0 | 18 | 1,31,384 | 5,98,153 | 3,04,817 | 2,93,336 | U | |
| 30 | वर्धा | ए | 6,309.00 | 206 | 8 | 973 | 403 | 13 | 3,09,846 | 13,00,774 | 6,68,385 | 6,32,389 | T | Wardha |
| | | ग्रा | 6,219.99 | 141 | 8 | 973 | 403 | 0 | 2,12,493 | 8,77,474 | 4,51,874 | 4,25,600 | R | |
| | | ना | 89.01 | 4,756 | -- | 0 | 0 | 13 | 97,353 | 4,23,300 | 2,16,511 | 2,06,789 | U | |
| 31 | नागपूर | ए | 9,892.00 | 470 | 14 | 1,617 | 242 | 41 | 10,41,544 | 46,53,570 | 23,84,975 | 22,68,595 | T | Nagpur |
| | | ग्रा | 9,409.05 | 157 | 14 | 1,617 | 242 | 0 | 3,39,997 | 14,74,811 | 7,58,357 | 7,16,454 | R | |
| | | ना | 482.95 | 6,582 | -- | 0 | 0 | 41 | 7,01,547 | 31,78,759 | 16,26,618 | 15,52,141 | U | |
| 32 | भंडारा | ए | 4,087.00 | 294 | 7 | 771 | 93 | 12 | 2,78,076 | 12,00,334 | 6,05,520 | 5,94,814 | T | Bhandara |
| | | ग्रा | 4,014.66 | 241 | 7 | 771 | 93 | 0 | 2,24,933 | 9,66,503 | 4,87,484 | 4,79,019 | R | |
| | | ना | 72.34 | 3,232 | -- | 0 | 0 | 12 | 53,143 | 2,33,831 | 1,18,036 | 1,15,795 | U | |
| 33 | गोंदिया | ए | 5,234.00 | 253 | 8 | 883 | 59 | 10 | 2,92,369 | 13,22,507 | 6,61,554 | 6,60,953 | T | Gondia |
| | | ग्रा | 5,139.84 | 213 | 8 | 883 | 59 | 0 | 2,43,840 | 10,96,577 | 5,47,934 | 5,48,643 | R | |
| | | ना | 94.16 | 2,399 | -- | 0 | 0 | 10 | 48,529 | 2,25,930 | 1,13,620 | 1,12,310 | U | |
| 34 | चंद्रपूर | ए | 11,443.00 | 193 | 15 | 1,463 | 329 | 23 | 5,36,686 | 22,04,307 | 11,23,834 | 10,80,473 | T | Chandrapur |
| | | ग्रा | 11,152.40 | 128 | 15 | 1,463 | 329 | 0 | 3,56,228 | 14,28,929 | 7,26,106 | 7,02,823 | R | |
| | | ना | 290.60 | 2,668 | -- | 0 | 0 | 23 | 1,80,458 | 7,75,378 | 3,97,728 | 3,77,650 | U | |
| 35 | गडचिरोली | ए | 14,412.00 | 74 | 12 | 1,509 | 166 | 6 | 2,50,435 | 10,72,942 | 5,41,328 | 5,31,614 | T | Gadchiroli |
| | | ग्रा | 14,336.76 | 67 | 12 | 1,509 | 166 | 0 | 2,22,413 | 9,54,909 | 4,81,290 | 4,73,619 | R | |
| | | ना | 75.24 | 1,569 | -- | 0 | 0 | 6 | 28,022 | 1,18,033 | 60,038 | 57,995 | U | |
| महाराष्ट्र | राज्य | ए | 3,07,713.00 | 365 | 355 | 40,959 | 2,706 | 534 | 2,44,21,519 | 11,23,74,333 | 5,82,43,056 | 5,41,31,277 | T | Maharashtra |
| | | ग्रा | 2,98,619.45 | 206 | 355 | 40,959 | 2,706 | 0 | 1,32,14,738 | 6,15,56,074 | 3,15,39,034 | 3,00,17,040 | R | |
| | | ना | 9,093.55 | 5,588 | 0 | 0 | 0 | 534 | 1,12,06,781 | 5,08,18,259 | 2,67,04,022 | 2,41,14,237 | U | |

आधार : भारतीय जनगणना, २०११

Source : Population Census of India, 2011

1. क्षेत्रफळ आणि लोकसंख्या / AREA AND POPULATION
तक्ता क्रमांक / TABLE No. 1.2
अनुसूचित जातीची लोकसंख्या / Scheduled Castes Population
(जनगणना, २०११ / Population Census, 2011)

| अ.क्र. Sr.No. | जिल्हे (2) | ग्रामीण Rural | | | नागरी Urban | | | एकूण Total | | | अनुसूचित जातीची एकूण लोकसंख्येशी टक्केवारी Percentage of Scheduled Castes to Total Population | | | Districts (2) |
|------------------|---------------|----------------------|-----------------------|----------------------------|----------------------|-----------------------|----------------------------|----------------------|------------------------|-----------------------------|--|------------------------|-----------------------------|------------------|
| | | एकूण Total (3) | पुरुष Males (4) | स्त्रिया Females (5) | एकूण Total (6) | पुरुष Males (7) | स्त्रिया Females (8) | एकूण Total (9) | पुरुष Males (10) | स्त्रिया Females (11) | एकूण Total (12) | पुरुष Males (13) | स्त्रिया Females (14) | |
| 1 | मुंबई शहर | 0 | 0 | 0 | 2,19,934 | 1,11,564 | 1,08,370 | 2,19,934 | 1,11,564 | 1,08,370 | 7.13 | 6.62 | 7.74 | Mumbai City |
| 2 | मुंबई उपनगर | 0 | 0 | 0 | 5,83,302 | 3,00,291 | 2,83,011 | 5,83,302 | 3,00,291 | 2,83,011 | 6.23 | 5.97 | 6.54 | Mumbai Suburban |
| 3 | ठाणे | 84,982 | 43,891 | 41,091 | 6,45,107 | 3,33,994 | 3,11,113 | 7,30,089 | 3,77,885 | 3,52,204 | 6.6 | 6.44 | 6.78 | Thane |
| 4 | रायगड | 64,338 | 31,985 | 32,353 | 70,614 | 35,995 | 34,619 | 1,34,952 | 67,980 | 66,972 | 5.12 | 5.06 | 5.19 | Raigad |
| 5 | रत्नागिरी | 57,524 | 27,217 | 30,307 | 9,424 | 4,750 | 4,674 | 66,948 | 31,967 | 34,981 | 4.15 | 4.2 | 4.1 | Ratnagiri |
| 6 | सिंधुदुर्ग | 48,709 | 23,397 | 25,312 | 6,877 | 3,433 | 3,444 | 55,586 | 26,830 | 28,756 | 6.54 | 6.43 | 6.65 | Sindhudurg |
| 7 | नाशिक | 2,31,171 | 1,17,824 | 1,13,347 | 3,23,516 | 1,64,389 | 1,59,127 | 5,54,687 | 2,82,213 | 2,72,474 | 9.08 | 8.94 | 9.24 | Nashik |
| 8 | धुळे | 82,299 | 42,087 | 40,212 | 45,272 | 22,981 | 22,291 | 1,27,571 | 65,068 | 62,503 | 6.22 | 6.17 | 6.27 | Dhule |
| 9 | नंदुरबार | 30,550 | 15,453 | 15,097 | 17,435 | 8,820 | 8,615 | 47,985 | 24,273 | 23,712 | 2.91 | 2.91 | 2.91 | Nandurbar |
| 10 | जळगाव | 2,67,718 | 1,37,458 | 1,30,260 | 1,21,555 | 61,969 | 59,586 | 3,89,273 | 1,99,427 | 1,89,846 | 9.2 | 9.08 | 9.34 | Jalgaon |
| 11 | अहमदनगर | 4,43,302 | 2,25,820 | 2,17,482 | 1,30,396 | 65,701 | 64,695 | 5,73,698 | 2,91,521 | 2,82,177 | 12.63 | 12.44 | 12.82 | Ahmednagar |
| 12 | पुणे | 3,61,029 | 1,85,088 | 1,75,941 | 8,19,674 | 4,17,667 | 4,02,007 | 11,80,703 | 6,02,755 | 5,77,948 | 12.52 | 12.24 | 12.83 | Pune |
| 13 | सातारा | 2,47,575 | 1,23,808 | 1,23,767 | 75,661 | 37,895 | 37,766 | 3,23,236 | 1,61,703 | 1,61,533 | 10.76 | 10.7 | 10.82 | Satara |
| 14 | सांगली | 2,52,350 | 1,26,946 | 1,25,404 | 1,00,743 | 50,162 | 50,581 | 3,53,093 | 1,77,108 | 1,75,985 | 12.51 | 12.34 | 12.69 | Sangli |
| 15 | सोलापूर | 4,43,181 | 2,27,928 | 2,15,253 | 2,06,564 | 1,04,032 | 1,02,532 | 6,49,745 | 3,31,960 | 3,17,785 | 15.05 | 14.9 | 15.21 | Solapur |
| 16 | कोल्हापूर | 3,55,641 | 1,78,623 | 1,77,018 | 1,48,820 | 74,767 | 74,053 | 5,04,461 | 2,53,390 | 2,51,071 | 13.01 | 12.79 | 13.25 | Kolhapur |

तक्ता क्रमांक / TABLE No. 1.2- contd...

| (1) | (2) | (3) | (4) | (5) | (6) | (7) | (8) | (9) | (10) | (11) | (12) | (13) | (14) | (2) |
|-----|-------------------------|------------------|------------------|------------------|------------------|------------------|------------------|--------------------|------------------|------------------|--------------|--------------|--------------|--------------------------|
| 17 | औरंगाबाद | 2,46,659 | 1,26,700 | 1,19,959 | 2,92,709 | 1,50,528 | 1,42,181 | 5,39,368 | 2,77,228 | 2,62,140 | 14.57 | 14.41 | 14.75 | Aurangabad |
| 18 | जालना | 2,26,345 | 1,15,749 | 1,10,596 | 45,921 | 23,208 | 22,713 | 2,72,266 | 1,38,957 | 1,33,309 | 13.9 | 13.74 | 14.07 | Jalna |
| 19 | परभणी | 1,72,674 | 88,291 | 84,383 | 74,634 | 37,592 | 37,042 | 2,47,308 | 1,25,883 | 1,21,425 | 13.47 | 13.35 | 13.59 | Parbhani |
| 20 | हिंगोली | 1,61,751 | 82,844 | 78,907 | 20,814 | 10,535 | 10,279 | 1,82,565 | 93,379 | 89,186 | 15.51 | 15.40 | 15.62 | Hingoli |
| 21 | बीड | 2,78,869 | 1,43,031 | 1,35,838 | 72,385 | 36,746 | 35,639 | 3,51,254 | 1,79,777 | 1,71,477 | 13.59 | 13.33 | 13.87 | Beed |
| 22 | नांदेड | 4,73,434 | 2,43,159 | 2,30,275 | 1,67,049 | 85,638 | 81,411 | 6,40,483 | 3,28,797 | 3,11,686 | 19.05 | 19 | 19.11 | Nanded |
| 23 | उस्मानाबाद | 2,21,325 | 1,13,813 | 1,07,512 | 43,859 | 22,541 | 21,318 | 2,65,184 | 1,36,354 | 1,28,830 | 16 | 15.83 | 16.18 | Osmanabad |
| 24 | लातूर | 3,69,609 | 1,90,913 | 1,78,696 | 1,11,304 | 57,005 | 54,299 | 4,80,913 | 2,47,918 | 2,32,995 | 19.6 | 19.47 | 19.73 | Latur |
| 25 | बुलढाणा | 3,95,137 | 2,02,996 | 1,92,141 | 75,758 | 38,449 | 37,309 | 4,70,895 | 2,41,445 | 2,29,450 | 18.21 | 18.05 | 18.38 | Buldhana |
| 26 | अकोला | 2,53,575 | 1,30,266 | 1,23,309 | 1,10,484 | 55,978 | 54,506 | 3,64,059 | 1,86,244 | 1,77,815 | 20.07 | 19.98 | 20.17 | Akola |
| 27 | वाशिम | 2,00,187 | 1,03,178 | 97,009 | 29,275 | 14,689 | 14,586 | 2,29,462 | 1,17,867 | 1,11,595 | 19.17 | 19 | 19.35 | Washim |
| 28 | अमरावती | 3,46,056 | 1,78,148 | 1,67,908 | 1,60,318 | 81,250 | 79,068 | 5,06,374 | 2,59,398 | 2,46,976 | 17.53 | 17.52 | 17.54 | Amravati |
| 29 | यवतमाळ | 2,49,800 | 1,27,461 | 1,22,339 | 78,718 | 39,548 | 39,170 | 3,28,518 | 1,67,009 | 1,61,509 | 11.85 | 11.76 | 11.94 | Yavatmal |
| 30 | वर्धा | 1,14,889 | 59,201 | 55,688 | 73,941 | 37,368 | 36,573 | 1,88,830 | 96,569 | 92,261 | 14.52 | 14.45 | 14.59 | Wardha |
| 31 | नागपूर | 2,34,062 | 1,19,694 | 1,14,368 | 6,33,651 | 3,19,511 | 3,14,140 | 8,67,713 | 4,39,205 | 4,28,508 | 18.65 | 18.42 | 18.89 | Nagpur |
| 32 | भंडारा | 1,55,163 | 77,939 | 77,224 | 45,209 | 22,482 | 22,727 | 2,00,372 | 1,00,421 | 99,951 | 16.69 | 16.58 | 16.80 | Bhandara |
| 33 | गोंदिया | 1,35,393 | 67,401 | 67,992 | 40,568 | 20,033 | 20,535 | 1,75,961 | 87,434 | 88,527 | 13.31 | 13.22 | 13.39 | Gondia |
| 34 | चंद्रपूर | 1,87,643 | 95,203 | 92,440 | 1,60,722 | 81,695 | 79,027 | 3,48,365 | 1,76,898 | 1,71,467 | 15.80 | 15.74 | 15.87 | Chandrapur |
| 35 | गडचिरोली | 1,01,879 | 51,541 | 50,338 | 18,866 | 9,500 | 9,366 | 1,20,745 | 61,041 | 59,704 | 11.25 | 11.28 | 11.23 | Gadchiroli |
| | महाराष्ट्र राज्य | 74,94,819 | 38,25,053 | 36,69,766 | 57,81,079 | 29,42,706 | 28,38,373 | 1,32,75,898 | 67,67,759 | 65,08,139 | 11.81 | 11.62 | 12.02 | Maharashtra State |

आधार : भारतीय जनगणना, २०११ / Source : Population Census of India, 2011

1. क्षेत्रफळ आणि लोकसंख्या / AREA AND POPULATION
तक्ता क्रमांक / TABLE No. 1.3
अनुसूचित जमातींची लोकसंख्या / Scheduled Tribes Population
(जनगणना, २०११ / Population Census, 2011)

| अ.क्र. Sr.No. | जिल्हे (2) | ग्रामीण Rural | | | नागरी Urban | | | एकूण Total | | | अनुसूचित जमातींची एकूण लोकसंख्येशी टक्केवारी Percentage of Scheduled Tribes to Total Population | | | Districts (2) |
|------------------|---------------|------------------|----------------|---------------------|----------------|----------------|---------------------|---------------|----------------|---------------------|--|----------------|---------------------|------------------|
| | | एकूण Total | पुरुष Males | स्त्रिया Females | एकूण Total | पुरुष Males | स्त्रिया Females | एकूण Total | पुरुष Males | स्त्रिया Females | एकूण Total | पुरुष Males | स्त्रिया Females | |
| (1) | (2) | (3) | (4) | (5) | (6) | (7) | (8) | (9) | (10) | (11) | (12) | (13) | (14) | (2) |
| 1 | मुंबई शहर | 0 | 0 | 0 | 25,093 | 13,488 | 11,605 | 25,093 | 13,488 | 11,605 | 0.81 | 0.8 | 0.83 | Mumbai City |
| 2 | मुंबई उपनगर | 0 | 0 | 0 | 1,04,560 | 55,033 | 49,527 | 1,04,560 | 55,033 | 49,527 | 1.12 | 1.09 | 1.14 | Mumbai Suburban |
| 3 | ठाणे | 12,65,162 | 6,27,288 | 6,37,874 | 2,77,289 | 1,41,904 | 1,35,385 | 15,42,451 | 7,69,192 | 7,73,259 | 13.95 | 13.11 | 14.88 | Thane |
| 4 | रायगड | 2,70,768 | 1,35,959 | 1,34,809 | 34,357 | 17,698 | 16,659 | 3,05,125 | 1,53,657 | 1,51,468 | 11.58 | 11.43 | 11.74 | Raigad |
| 5 | रत्नागिरी | 18,788 | 9,577 | 9,211 | 1,586 | 825 | 761 | 20,374 | 10,402 | 9,972 | 1.26 | 1.37 | 1.17 | Ratnagiri |
| 6 | सिंधुदुर्ग | 6,019 | 3,061 | 2,958 | 957 | 514 | 443 | 6,976 | 3,575 | 3,401 | 0.82 | 0.86 | 0.79 | Sindhudurg |
| 7 | नाशिक | 13,99,280 | 7,07,246 | 6,92,034 | 1,65,089 | 85,301 | 79,788 | 15,64,369 | 7,92,547 | 7,71,822 | 25.62 | 25.1 | 26.16 | Nashik |
| 8 | धुळे | 6,07,824 | 3,06,730 | 3,01,094 | 39,491 | 20,304 | 19,187 | 6,47,315 | 3,27,034 | 3,20,281 | 31.56 | 31.03 | 32.13 | Dhule |
| 9 | नंदुरबार | 10,94,302 | 5,44,172 | 5,50,130 | 47,631 | 23,854 | 23,777 | 11,41,933 | 5,68,026 | 5,73,907 | 69.28 | 68.18 | 70.41 | Nandurbar |
| 10 | जळगाव | 5,37,071 | 2,75,373 | 2,61,698 | 67,296 | 34,777 | 32,519 | 6,04,367 | 3,10,150 | 2,94,217 | 14.29 | 14.11 | 14.48 | Jalgaon |
| 11 | अहमदनगर | 3,54,975 | 1,79,133 | 1,75,842 | 23,255 | 12,032 | 11,223 | 3,78,230 | 1,91,165 | 1,87,065 | 8.33 | 8.16 | 8.50 | Ahmednagar |
| 12 | पुणे | 2,55,389 | 1,29,711 | 1,25,678 | 93,487 | 49,421 | 44,066 | 3,48,876 | 1,79,132 | 1,69,744 | 3.7 | 3.64 | 3.77 | Pune |
| 13 | सातारा | 22,463 | 11,500 | 10,963 | 7,172 | 3,710 | 3,462 | 29,635 | 15,210 | 14,425 | 0.99 | 1.01 | 0.97 | Satara |
| 14 | सांगली | 12,820 | 6,592 | 6,228 | 5,513 | 2,814 | 2,699 | 18,333 | 9,406 | 8,927 | 0.65 | 0.66 | 0.64 | Sangli |
| 15 | सोलापूर | 49,731 | 25,648 | 24,083 | 27,861 | 14,137 | 13,724 | 77,592 | 39,785 | 37,807 | 1.8 | 1.79 | 1.81 | Solapur |
| 16 | कोल्हापूर | 22,318 | 11,408 | 10,910 | 7,888 | 4,070 | 3,818 | 30,206 | 15,478 | 14,728 | 0.78 | 0.78 | 0.78 | Kolhapur |
| 17 | औरंगाबाद | 1,18,070 | 60,537 | 57,533 | 25,296 | 13,339 | 11,957 | 1,43,366 | 73,876 | 69,490 | 3.87 | 3.84 | 3.91 | Aurangabad |

तक्ता क्रमांक / TABLE No. 1.3- contd...

| (1) | (2) | (3) | (4) | (5) | (6) | (7) | (8) | (9) | (10) | (11) | (12) | (13) | (14) | (2) |
|-----|-------------------------|------------------|------------------|------------------|------------------|-----------------|-----------------|--------------------|------------------|------------------|-------------|-------------|------------|--------------------------|
| 18 | जालना | 35,876 | 18,543 | 17,333 | 6,387 | 3,445 | 2,942 | 42,263 | 21,988 | 20,275 | 2.16 | 2.17 | 2.14 | Jalna |
| 19 | परभणी | 32,150 | 16,332 | 15,818 | 8,364 | 4,238 | 4,126 | 40,514 | 20,570 | 19,944 | 2.21 | 2.18 | 2.23 | Parbhani |
| 20 | हिंगोली | 1,06,739 | 54,901 | 51,838 | 5,215 | 2,773 | 2,442 | 1,11,954 | 57,674 | 54,280 | 9.51 | 9.51 | 9.51 | Hingoli |
| 21 | बीड | 26,681 | 13,659 | 13,022 | 6,041 | 3,147 | 2,894 | 32,722 | 16,806 | 15,916 | 1.27 | 1.25 | 1.29 | Beed |
| 22 | नांदेड | 2,41,712 | 1,23,467 | 1,18,245 | 39,983 | 20,425 | 19,558 | 2,81,695 | 1,43,892 | 1,37,803 | 8.38 | 8.32 | 8.45 | Nanded |
| 23 | उस्मानाबाद | 30,007 | 15,426 | 14,581 | 6,032 | 3,143 | 2,889 | 36,039 | 18,569 | 17,470 | 2.17 | 2.16 | 2.19 | Osmanabad |
| 24 | लातूर | 48,147 | 24,970 | 23,177 | 9,341 | 4,902 | 4,439 | 57,488 | 29,872 | 27,616 | 2.34 | 2.35 | 2.34 | Latur |
| 25 | बुलढाणा | 1,16,176 | 59,525 | 56,651 | 8,661 | 4,628 | 4,033 | 1,24,837 | 64,153 | 60,684 | 4.83 | 4.8 | 4.86 | Buldhana |
| 26 | अकोला | 85,661 | 43,797 | 41,864 | 14,619 | 7,562 | 7,057 | 1,00,280 | 51,359 | 48,921 | 5.53 | 5.51 | 5.55 | Akola |
| 27 | वाशिम | 77,404 | 39,801 | 37,603 | 3,067 | 1,602 | 1,465 | 80,471 | 41,403 | 39,068 | 6.72 | 6.67 | 6.77 | Washim |
| 28 | अमरावती | 3,68,630 | 1,87,465 | 1,81,165 | 35,498 | 18,369 | 17,129 | 4,04,128 | 2,05,834 | 1,98,294 | 13.99 | 13.9 | 14.09 | Amravati |
| 29 | यवतमाळ | 4,73,752 | 2,40,656 | 2,33,096 | 40,305 | 20,240 | 20,065 | 5,14,057 | 2,60,896 | 2,53,161 | 18.54 | 18.37 | 18.72 | Yavatmal |
| 30 | वर्धा | 1,25,090 | 64,327 | 60,763 | 24,417 | 12,371 | 12,046 | 1,49,507 | 76,698 | 72,809 | 11.49 | 11.48 | 11.51 | Wardha |
| 31 | नागपूर | 2,00,154 | 1,02,275 | 97,879 | 2,37,417 | 1,21,291 | 1,16,126 | 4,37,571 | 2,23,566 | 2,14,005 | 9.4 | 9.37 | 9.43 | Nagpur |
| 32 | भंडारा | 78,943 | 39,532 | 39,411 | 9,943 | 4,983 | 4,960 | 88,886 | 44,515 | 44,371 | 7.41 | 7.35 | 7.46 | Bhandara |
| 33 | गोंदिया | 2,01,913 | 99,729 | 1,02,184 | 12,340 | 6,215 | 6,125 | 2,14,253 | 1,05,944 | 1,08,309 | 16.2 | 16.01 | 16.39 | Gondia |
| 34 | चंद्रपूर | 3,23,796 | 1,63,363 | 1,60,433 | 65,645 | 33,390 | 32,255 | 3,89,441 | 1,96,753 | 1,92,688 | 17.67 | 17.51 | 17.83 | Chandrapur |
| 35 | गडचिरोली | 3,98,266 | 1,98,753 | 1,99,513 | 17,040 | 8,624 | 8,416 | 4,15,306 | 2,07,377 | 2,07,929 | 38.71 | 38.31 | 39.11 | Gadchiroli |
| | महाराष्ट्र राज्य | 90,06,077 | 45,40,456 | 44,65,621 | 15,04,136 | 7,74,569 | 7,29,567 | 1,05,10,213 | 53,15,025 | 51,95,188 | 9.35 | 9.13 | 9.6 | Maharashtra State |

आधार : भारतीय जनगणना, २०११

Source: Population Census of India, 2011

1. क्षेत्रफल आणि लोकसंख्या / AREA AND POPULATION
तक्ता क्रमांक / TABLE No. 1.4
लोकसंख्येतील दशवार्षिक वृद्धिदर / Decadal variation in population
(जनगणना, २०११ / Population Census, 2011)

| अ.क्र. | जिल्हे | वर्ष | एकूण व्यक्ती | दशवर्षीय चढउतार | दशवर्षीय चढउतार (शेकडा प्रमाण) | पुरुष | स्त्रिया | Districts |
|--------|-------------|------|--------------|-----------------|-----------------------------------|-----------|-----------|-----------------|
| Sr.No. | | Year | Persons | Decadal | Percentage decadal variation | Males | Females | |
| (1) | (2) | (3) | (4) | (5) | (6) | (7) | (8) | (2) |
| 1 | बृहन्मुंबई | 1901 | 9,27,994 | - | - | 5,61,825 | 3,66,169 | Brihan Mumbai |
| | | 1911 | 11,48,757 | + 2,20,763 | + 23.79 | 7,31,634 | 4,17,123 | |
| | | 1921 | 13,80,448 | + 2,31,691 | + 20.17 | 8,84,301 | 4,96,147 | |
| | | 1931 | 13,97,812 | + 17,364 | + 1.26 | 8,78,102 | 5,19,710 | |
| | | 1941 | 18,01,356 | + 4,03,544 | + 24.87 | 11,14,983 | 6,86,373 | |
| | | 1951 | 29,94,444 | + 11,93,088 | + 66.23 | 18,68,335 | 11,26,109 | |
| | | 1961 | 41,52,056 | + 11,57,612 | + 38.66 | 24,96,176 | 16,55,880 | |
| | | 1971 | 59,70,575 | + 18,18,519 | + 43.80 | 34,78,378 | 24,92,197 | |
| | | 1981 | 82,43,405 | + 22,72,830 | + 38.07 | 46,52,646 | 35,90,759 | |
| | | 1991 | 99,25,891 | + 16,82,486 | + 20.41 | 54,60,145 | 44,65,746 | |
| 1 | मुंबई शहर | 1901 | 7,21,776 | -- | -- | 4,36,977 | 2,84,799 | Mumbai City |
| | | 1911 | 8,93,481 | +1,71,705 | +23.79 | 5,69,051 | 3,24,430 | |
| | | 1921 | 10,73,685 | +1,80,204 | +20.17 | 6,87,792 | 3,85,893 | |
| | | 1931 | 10,87,191 | +13,506 | +1.26 | 6,82,971 | 4,04,220 | |
| | | 1941 | 14,01,059 | +3,13,868 | +28.87 | 8,67,212 | 5,33,847 | |
| | | 1951 | 23,29,020 | +9,27,961 | +66.23 | 14,79,584 | 8,49,436 | |
| | | 1961 | 27,71,933 | +4,42,913 | +19.02 | 17,04,908 | 10,67,025 | |
| | | 1971 | 30,70,378 | +2,98,445 | +10.77 | 18,38,843 | 12,31,535 | |
| | | 1981 | 32,85,040 | +2,14,662 | +6.99 | 19,00,011 | 13,85,029 | |
| | | 1991 | 31,74,889 | -1,10,151 | -3.35 | 17,72,549 | 14,02,340 | |
| | | 2001 | 33,38,031 | +1,63,142 | +5.14 | 18,78,246 | 14,59,785 | |
| | | 2011 | 30,85,411 | -2,52,620 | -7.57 | 16,84,608 | 14,00,803 | |
| 2 | मुंबई उपनगर | 1901 | 2,06,218 | -- | -- | 1,24,848 | 81,370 | Mumbai Suburban |
| | | 1911 | 2,55,276 | +49,058 | +23.79 | 1,62,583 | 92,693 | |
| | | 1921 | 3,06,763 | +51,487 | +20.17 | 1,96,509 | 1,10,254 | |
| | | 1931 | 3,10,621 | +3,858 | +1.26 | 1,95,131 | 1,15,490 | |
| | | 1941 | 4,00,297 | +89,676 | +28.87 | 2,47,771 | 1,52,526 | |
| | | 1951 | 6,65,424 | +2,65,127 | +66.23 | 3,88,751 | 2,76,673 | |
| | | 1961 | 13,80,123 | +7,14,699 | +107.41 | 7,91,268 | 5,88,855 | |
| | | 1971 | 29,00,197 | +15,20,074 | +110.14 | 16,39,535 | 12,60,662 | |
| | | 1981 | 49,58,365 | +20,58,168 | +70.97 | 27,52,635 | 22,05,730 | |
| | | 1991 | 67,51,002 | +17,92,637 | +36.15 | 36,87,596 | 30,63,406 | |
| | | 2001 | 86,40,419 | +18,89,417 | +27.99 | 47,41,720 | 38,98,699 | |
| | | 2011 | 93,56,962 | +7,16,543 | +8.29 | 50,31,323 | 43,25,639 | |
| 3 | ठाणे | 1901 | 6,65,326 | -- | -- | 3,43,216 | 3,22,110 | Thane |
| | | 1911 | 7,21,323 | +55,997 | +8.42 | 3,70,437 | 3,50,886 | |
| | | 1921 | 7,13,228 | -8,095 | -1.12 | 3,68,305 | 3,44,923 | |
| | | 1931 | 7,87,664 | +74,436 | +10.44 | 4,07,045 | 3,80,619 | |
| | | 1941 | 8,82,321 | +94,657 | +12.02 | 4,54,693 | 4,27,628 | |
| | | 1951 | 12,82,572 | +4,00,251 | +45.36 | 6,68,138 | 6,14,434 | |
| | | 1961 | 16,52,678 | +3,70,106 | +28.86 | 8,61,117 | 7,91,561 | |
| | | 1971 | 22,81,664 | +6,28,986 | +38.06 | 12,04,855 | 10,76,809 | |
| | | 1981 | 33,51,562 | +10,69,898 | +46.89 | 17,79,645 | 15,71,917 | |
| | | 1991 | 52,49,126 | +18,97,564 | +56.62 | 27,92,874 | 24,56,252 | |
| | | 2001 | 81,31,849 | +28,82,723 | +54.92 | 43,77,747 | 37,54,102 | |
| | | 2011 | 1,10,60,148 | +29,28,299 | +36.01 | 58,65,078 | 51,95,070 | |

तक्ता क्रमांक / TABLE No. 1.4- contd...

| (1) | (2) | (3) | (4) | (5) | (6) | (7) | (8) | (2) |
|-----|------------|------|-----------|------------|--------|-----------|-----------|------------|
| 4 | रायगड | 1901 | 7,21,083 | -- | -- | 3,60,493 | 3,60,590 | Raigad |
| | | 1911 | 7,14,371 | -6,712 | -0.93 | 3,53,180 | 3,61,191 | |
| | | 1921 | 6,77,586 | -36,785 | -5.15 | 3,34,184 | 3,43,402 | |
| | | 1931 | 7,56,315 | +78,729 | +11.62 | 3,76,398 | 3,79,917 | |
| | | 1941 | 8,05,157 | +48,842 | +6.46 | 3,95,368 | 4,09,789 | |
| | | 1951 | 9,09,083 | +1,03,926 | +12.91 | 4,45,580 | 4,63,503 | |
| | | 1961 | 10,58,855 | +1,49,772 | +16.48 | 5,14,534 | 5,44,321 | |
| | | 1971 | 12,63,003 | +2,04,148 | +19.28 | 6,14,278 | 6,48,725 | |
| | | 1981 | 14,86,452 | +2,23,449 | +17.69 | 7,26,512 | 7,59,940 | |
| | | 1991 | 18,24,816 | +3,38,364 | +22.76 | 9,07,907 | 9,16,909 | |
| | | 2001 | 22,07,929 | +3,83,113 | +20.99 | 11,17,628 | 10,90,301 | |
| | | 2011 | 26,34,200 | +4,26,271 | +19.31 | 13,44,345 | 12,89,855 | |
| 5 | रत्नागिरी | 1901 | 8,71,866 | -- | -- | 4,11,394 | 4,60,472 | Ratnagiri |
| | | 1911 | 8,93,944 | +22,078 | +2.53 | 4,13,042 | 4,80,902 | |
| | | 1921 | 8,56,032 | -37,912 | -4.24 | 3,91,461 | 4,64,571 | |
| | | 1931 | 9,64,558 | +1,08,526 | +12.68 | 4,53,115 | 5,11,443 | |
| | | 1941 | 10,22,816 | +58,258 | +6.04 | 4,73,880 | 5,48,936 | |
| | | 1951 | 10,76,080 | +53,264 | +5.21 | 4,80,706 | 5,95,374 | |
| | | 1961 | 11,46,243 | +70,163 | +6.52 | 5,06,211 | 6,40,032 | |
| | | 1971 | 12,78,742 | +1,32,499 | +11.56 | 5,65,096 | 7,13,646 | |
| | | 1981 | 13,79,655 | +1,00,913 | +7.89 | 6,11,029 | 7,68,626 | |
| | | 1991 | 15,44,057 | +1,64,402 | +11.92 | 7,00,190 | 8,43,867 | |
| | | 2001 | 16,96,777 | +1,52,720 | +9.89 | 7,94,498 | 9,02,279 | |
| | | 2011 | 16,15,069 | -81,708 | -4.82 | 7,61,121 | 8,53,948 | |
| 6 | सिंधुदुर्ग | 1901 | 5,43,058 | -- | -- | 2,57,206 | 2,85,852 | Sindhudurg |
| | | 1911 | 5,53,550 | +10,492 | +1.93 | 2,56,939 | 2,96,611 | |
| | | 1921 | 5,31,211 | -22,339 | -4.04 | 2,44,359 | 2,86,852 | |
| | | 1931 | 5,98,968 | +67,757 | +12.76 | 2,82,610 | 3,16,358 | |
| | | 1941 | 6,37,574 | +38,606 | +6.45 | 2,96,878 | 3,40,696 | |
| | | 1951 | 6,76,335 | +38,761 | +6.08 | 3,07,455 | 3,68,880 | |
| | | 1961 | 7,24,817 | +48,482 | +7.17 | 3,30,393 | 3,94,424 | |
| | | 1971 | 7,57,917 | +33,100 | +4.57 | 3,42,482 | 4,15,435 | |
| | | 1981 | 7,80,891 | +22,974 | +3.03 | 3,54,128 | 4,26,763 | |
| | | 1991 | 8,32,152 | +51,261 | +6.56 | 3,89,384 | 4,42,768 | |
| | | 2001 | 8,68,825 | +36,673 | +4.41 | 4,17,890 | 4,50,935 | |
| | | 2011 | 8,49,651 | -19,174 | -2.21 | 4,17,332 | 4,32,319 | |
| 7 | नाशिक | 1901 | 8,23,080 | -- | -- | 4,17,000 | 4,06,080 | Nashik |
| | | 1911 | 9,15,698 | +92,618 | +11.25 | 4,61,573 | 4,54,125 | |
| | | 1921 | 8,45,783 | -69,915 | -7.64 | 4,31,568 | 4,14,215 | |
| | | 1931 | 10,09,583 | +1,63,800 | +19.37 | 5,14,322 | 4,95,261 | |
| | | 1941 | 11,27,597 | +1,18,014 | +11.69 | 5,77,293 | 5,50,304 | |
| | | 1951 | 14,29,916 | +3,02,319 | +26.81 | 7,30,927 | 6,98,989 | |
| | | 1961 | 18,55,246 | +4,25,330 | +29.75 | 9,53,531 | 9,01,715 | |
| | | 1971 | 23,69,221 | +5,13,975 | +27.70 | 12,21,419 | 11,47,802 | |
| | | 1981 | 29,91,739 | +6,22,518 | +26.28 | 15,44,532 | 14,47,207 | |
| | | 1991 | 38,51,352 | +8,59,613 | +28.73 | 19,84,973 | 18,66,379 | |
| | | 2001 | 49,93,796 | +11,42,444 | +29.66 | 25,90,912 | 24,02,884 | |
| | | 2011 | 61,07,187 | +11,13,391 | +22.30 | 31,57,186 | 29,50,001 | |

तक्ता क्रमांक / TABLE No. 1.4- contd...

| (1) | (2) | (3) | (4) | (5) | (6) | (7) | (8) | (2) |
|-----|----------|------|-----------|-----------|--------|-----------|-----------|------------|
| 8 | धुळे | 1901 | 2,57,194 | -- | -- | 1,29,905 | 1,27,289 | Dhule |
| | | 1911 | 3,20,907 | +63,713 | +24.77 | 1,62,220 | 1,58,687 | |
| | | 1921 | 3,40,792 | +19,885 | +6.20 | 1,72,473 | 1,68,319 | |
| | | 1931 | 4,10,080 | +69,288 | +20.33 | 2,08,237 | 2,01,843 | |
| | | 1941 | 4,85,081 | +75,001 | +18.29 | 2,46,370 | 2,38,711 | |
| | | 1951 | 6,08,112 | +1,23,031 | +25.36 | 3,09,077 | 2,99,035 | |
| | | 1961 | 7,85,278 | +1,77,166 | +29.13 | 4,00,444 | 3,84,834 | |
| | | 1971 | 9,69,714 | +1,84,436 | +23.49 | 4,97,766 | 4,71,948 | |
| | | 1981 | 12,02,284 | +2,32,570 | +23.98 | 6,15,294 | 5,86,990 | |
| | | 1991 | 14,73,170 | +2,70,886 | +22.53 | 7,57,268 | 7,15,902 | |
| | | 2001 | 17,07,947 | +2,34,777 | +15.94 | 8,78,372 | 8,29,575 | |
| | | 2011 | 20,50,862 | +3,42,915 | +20.08 | 10,54,031 | 9,96,831 | |
| 9 | नंदुरबार | 1901 | 1,91,238 | -- | -- | 96,592 | 94,646 | Nandurbar |
| | | 1911 | 2,38,612 | +47,374 | +24.77 | 1,20,619 | 1,17,993 | |
| | | 1921 | 2,53,399 | +14,787 | +6.20 | 1,28,244 | 1,25,155 | |
| | | 1931 | 3,04,918 | +51,519 | +20.33 | 1,54,836 | 1,50,082 | |
| | | 1941 | 3,60,685 | +55,767 | +18.29 | 1,83,190 | 1,77,495 | |
| | | 1951 | 4,52,166 | +91,481 | +25.36 | 2,29,149 | 2,23,017 | |
| | | 1961 | 5,65,958 | +1,13,792 | +25.17 | 2,86,498 | 2,79,460 | |
| | | 1971 | 6,92,467 | +1,26,509 | +22.35 | 3,51,835 | 3,40,632 | |
| | | 1981 | 8,48,010 | +1,55,543 | +22.46 | 4,27,846 | 4,20,164 | |
| | | 1991 | 10,62,545 | +2,14,535 | +25.30 | 5,38,020 | 5,24,525 | |
| | | 2001 | 13,11,709 | +2,49,164 | +23.45 | 6,63,511 | 6,48,198 | |
| | | 2011 | 16,48,295 | +3,36,586 | +25.66 | 8,33,170 | 8,15,125 | |
| 10 | जळगाव | 1901 | 9,54,077 | -- | -- | 4,83,030 | 4,71,047 | Jalgaon |
| | | 1911 | 10,28,126 | +74,049 | +7.76 | 5,18,558 | 5,09,568 | |
| | | 1921 | 10,69,656 | +41,530 | +4.04 | 5,42,676 | 5,26,980 | |
| | | 1931 | 11,98,260 | +1,28,604 | +12.02 | 6,08,733 | 5,89,527 | |
| | | 1941 | 13,20,074 | +1,21,814 | +10.17 | 6,69,953 | 6,50,121 | |
| | | 1951 | 14,71,351 | +1,51,277 | +11.46 | 7,46,452 | 7,24,899 | |
| | | 1961 | 17,65,047 | +2,93,696 | +19.96 | 9,02,001 | 8,63,046 | |
| | | 1971 | 21,23,121 | +3,58,074 | +20.29 | 10,89,840 | 10,33,281 | |
| | | 1981 | 26,18,274 | +4,95,153 | +23.32 | 13,42,963 | 12,75,311 | |
| | | 1991 | 31,87,634 | +5,69,360 | +21.75 | 16,42,873 | 15,44,761 | |
| | | 2001 | 36,82,690 | +4,95,056 | +15.53 | 19,05,493 | 17,77,197 | |
| | | 2011 | 42,29,917 | +5,47,227 | +14.86 | 21,97,365 | 20,32,552 | |
| 11 | अहमदागर | 1901 | 8,21,946 | -- | -- | 4,09,926 | 4,12,020 | Ahmednagar |
| | | 1911 | 9,27,795 | +1,05,849 | +12.88 | 4,67,777 | 4,60,018 | |
| | | 1921 | 7,20,709 | -2,07,086 | -22.32 | 3,64,283 | 3,56,426 | |
| | | 1931 | 9,71,296 | +2,50,587 | +34.77 | 4,92,744 | 4,78,552 | |
| | | 1941 | 11,25,402 | +1,54,106 | +15.87 | 5,71,507 | 5,53,895 | |
| | | 1951 | 14,13,446 | +2,88,044 | +25.59 | 7,17,049 | 6,96,397 | |
| | | 1961 | 17,79,246 | +3,65,800 | +25.88 | 9,06,967 | 8,72,279 | |
| | | 1971 | 22,73,223 | +4,93,977 | +27.76 | 11,62,306 | 11,10,917 | |
| | | 1981 | 27,12,491 | +4,39,268 | +19.32 | 13,84,734 | 13,27,757 | |
| | | 1991 | 33,72,935 | +6,60,444 | +24.35 | 17,30,609 | 16,42,326 | |
| | | 2001 | 40,40,642 | +6,67,707 | +19.80 | 20,83,053 | 19,57,589 | |
| | | 2011 | 45,43,159 | +5,02,517 | +12.44 | 23,42,825 | 22,00,334 | |

तक्ता क्रमांक / TABLE No. 1.4- contd...

| (1) | (2) | (3) | (4) | (5) | (6) | (7) | (8) | (2) |
|-----|---------|------|-----------|------------|--------|-----------|-----------|---------|
| 12 | पुणे | 1901 | 10,95,858 | -- | -- | 5,53,661 | 5,42,197 | Pune |
| | | 1911 | 11,77,238 | +81,380 | +7.43 | 5,95,481 | 5,81,757 | |
| | | 1921 | 11,05,014 | -72,224 | -6.14 | 5,64,751 | 5,40,263 | |
| | | 1931 | 12,75,882 | +1,70,868 | +15.46 | 6,53,480 | 6,22,402 | |
| | | 1941 | 14,72,972 | +1,97,090 | +15.45 | 7,55,979 | 7,16,993 | |
| | | 1951 | 19,50,976 | +4,78,004 | +32.45 | 10,06,201 | 9,44,775 | |
| | | 1961 | 24,66,880 | +5,15,904 | +26.44 | 12,68,710 | 11,98,170 | |
| | | 1971 | 31,78,029 | +7,11,149 | +28.83 | 16,43,864 | 15,34,165 | |
| | | 1981 | 41,64,470 | +9,86,441 | +31.04 | 21,50,088 | 20,14,382 | |
| | | 1991 | 55,32,532 | +13,68,062 | +32.85 | 28,61,460 | 26,71,072 | |
| | | 2001 | 72,32,555 | +17,00,023 | +30.73 | 37,69,128 | 34,63,427 | |
| | | 2011 | 94,29,408 | +21,96,853 | +30.37 | 49,24,105 | 45,05,303 | |
| 13 | सातारा | 1901 | 8,49,672 | -- | -- | 4,18,418 | 4,31,254 | Satara |
| | | 1911 | 8,35,337 | -14,335 | -1.69 | 4,12,412 | 4,22,925 | |
| | | 1921 | 7,86,436 | -48,901 | -5.85 | 3,87,434 | 3,99,002 | |
| | | 1931 | 8,95,014 | +1,08,578 | +13.81 | 4,46,189 | 4,48,825 | |
| | | 1941 | 10,13,212 | +1,18,198 | +13.21 | 4,97,993 | 5,15,219 | |
| | | 1951 | 11,77,016 | +1,63,804 | +16.17 | 5,73,800 | 6,03,216 | |
| | | 1961 | 14,30,105 | +2,53,089 | +21.50 | 6,98,555 | 7,31,550 | |
| | | 1971 | 17,27,376 | +2,97,271 | +20.79 | 8,48,092 | 8,79,284 | |
| | | 1981 | 20,38,677 | +3,11,301 | +18.02 | 9,89,122 | 10,49,555 | |
| | | 1991 | 24,51,372 | +4,12,695 | +20.24 | 12,08,375 | 12,42,997 | |
| | | 2001 | 28,08,994 | +3,57,622 | +14.59 | 14,08,326 | 14,00,668 | |
| | | 2011 | 30,03,741 | +1,94,747 | +6.93 | 15,10,842 | 14,92,899 | |
| 14 | सांगली | 1901 | 6,45,696 | -- | -- | 3,25,474 | 3,20,222 | Sangli |
| | | 1911 | 6,13,751 | -31,945 | -4.95 | 3,14,501 | 2,99,250 | |
| | | 1921 | 5,97,371 | -16,380 | -2.67 | 3,07,664 | 2,89,707 | |
| | | 1931 | 7,08,858 | +1,11,487 | +18.66 | 3,63,574 | 3,45,284 | |
| | | 1941 | 8,14,449 | +1,05,591 | +14.90 | 4,16,823 | 3,97,626 | |
| | | 1951 | 10,00,375 | +1,85,926 | +22.83 | 5,08,420 | 4,91,955 | |
| | | 1961 | 12,32,986 | +2,32,611 | +23.25 | 6,29,912 | 6,03,074 | |
| | | 1971 | 15,42,560 | +3,09,574 | +25.11 | 7,91,562 | 7,50,998 | |
| | | 1981 | 18,34,293 | +2,91,733 | +18.91 | 9,32,734 | 9,01,559 | |
| | | 1991 | 22,09,488 | +3,75,195 | +20.45 | 11,28,521 | 10,80,967 | |
| | | 2001 | 25,83,524 | +3,74,036 | +16.93 | 13,20,088 | 12,63,436 | |
| | | 2011 | 28,22,143 | +2,38,619 | +9.24 | 14,35,728 | 13,86,415 | |
| 15 | सोलापूर | 1901 | 8,75,368 | -- | -- | 4,40,985 | 4,34,383 | Solapur |
| | | 1911 | 9,46,761 | +71,393 | +8.16 | 4,81,323 | 4,65,438 | |
| | | 1921 | 9,00,267 | -46,494 | -4.91 | 4,63,349 | 4,36,918 | |
| | | 1931 | 10,58,959 | +1,58,692 | +17.63 | 5,47,447 | 5,11,512 | |
| | | 1941 | 12,15,953 | +1,56,994 | +14.83 | 6,26,145 | 5,89,808 | |
| | | 1951 | 14,90,446 | +2,74,493 | +22.57 | 7,66,188 | 7,24,258 | |
| | | 1961 | 18,43,102 | +3,52,656 | +23.66 | 9,51,818 | 8,91,284 | |
| | | 1971 | 22,33,369 | +3,90,267 | +21.17 | 11,55,281 | 10,78,088 | |
| | | 1981 | 25,88,139 | +3,54,770 | +15.88 | 13,32,914 | 12,55,225 | |
| | | 1991 | 32,31,057 | +6,42,918 | +24.84 | 16,70,516 | 15,60,541 | |
| | | 2001 | 38,49,543 | +6,18,486 | +19.14 | 19,89,623 | 18,59,920 | |
| | | 2011 | 43,17,756 | +4,68,213 | +12.16 | 22,27,852 | 20,89,904 | |

तक्ता क्रमांक / TABLE No. 1.4- contd...

| (1) | (2) | (3) | (4) | (5) | (6) | (7) | (8) | (2) |
|------|-----------|-----------|-----------|-----------|-----------|-----------|-----------|------------|
| 16 | कोल्हापूर | 1901 | 8,72,720 | -- | -- | 4,41,954 | 4,30,766 | Kolhapur |
| | | 1911 | 7,92,681 | -80,039 | -9.17 | 4,03,010 | 3,89,671 | |
| | | 1921 | 7,94,673 | +1,992 | +25 | 4,08,448 | 3,86,225 | |
| | | 1931 | 9,08,317 | +1,13,644 | +14.30 | 4,65,420 | 4,42,897 | |
| | | 1941 | 10,39,279 | +1,30,962 | +14.42 | 5,28,012 | 5,11,267 | |
| | | 1951 | 12,67,609 | +2,28,330 | +21.97 | 6,45,411 | 6,22,198 | |
| | | 1961 | 15,52,636 | +2,85,027 | +22.49 | 7,91,893 | 7,60,743 | |
| | | 1971 | 20,01,973 | +4,49,337 | +28.94 | 10,24,891 | 9,77,082 | |
| | | 1981 | 24,57,095 | +4,55,122 | +22.73 | 12,52,119 | 12,04,976 | |
| | | 1991 | 29,89,507 | +5,32,412 | +21.67 | 15,24,732 | 14,64,775 | |
| | | 2001 | 35,23,162 | +5,33,655 | +17.85 | 18,07,470 | 17,15,692 | |
| 2011 | 38,76,001 | +3,52,839 | +10.01 | 19,80,658 | 18,95,343 | | | |
| 17 | औरंगाबाद | 1901 | 4,44,492 | - | - | 2,22,431 | 2,22,061 | Aurangabad |
| | | 1911 | 5,33,331 | +88,839 | +19.99 | 2,68,220 | 2,65,111 | |
| | | 1921 | 4,36,921 | -96,410 | -18.08 | 2,19,425 | 2,17,496 | |
| | | 1931 | 5,79,857 | +1,42,936 | +32.71 | 2,94,802 | 2,85,055 | |
| | | 1941 | 6,56,289 | +76,432 | +13.18 | 3,35,440 | 3,20,849 | |
| | | 1951 | 7,14,894 | +58,605 | +8.93 | 3,62,149 | 3,52,745 | |
| | | 1961 | 9,43,092 | +2,28,198 | +31.92 | 4,82,363 | 4,60,729 | |
| | | 1971 | 12,41,195 | +2,98,103 | +31.61 | 6,41,595 | 5,99,600 | |
| | | 1981 | 15,89,754 | +3,48,559 | +28.08 | 8,21,280 | 7,68,474 | |
| | | 1991 | 22,18,615 | +6,28,861 | +39.56 | 11,54,111 | 10,64,504 | |
| | | 2001 | 29,02,602 | +6,83,987 | +30.83 | 15,08,179 | 13,94,423 | |
| 2011 | 37,01,282 | +7,98,680 | +27.52 | 19,24,469 | 17,76,813 | | | |
| 18 | जालाना | 1901 | 3,56,096 | - | - | 1,78,242 | 1,77,854 | Jalna |
| | | 1911 | 4,27,615 | +71,519 | +20.08 | 2,14,967 | 2,12,648 | |
| | | 1921 | 3,63,765 | -63,850 | -14.93 | 1,82,960 | 1,80,805 | |
| | | 1931 | 4,65,592 | +1,01,827 | +27.99 | 2,36,792 | 2,28,800 | |
| | | 1941 | 5,21,222 | +55,630 | +11.95 | 2,66,320 | 2,54,902 | |
| | | 1951 | 5,69,324 | +48,102 | +9.23 | 2,88,170 | 2,81,154 | |
| | | 1961 | 7,20,141 | +1,50,817 | +26.49 | 3,65,570 | 3,54,571 | |
| | | 1971 | 8,93,498 | +1,73,357 | +24.07 | 4,56,077 | 4,37,421 | |
| | | 1981 | 10,26,252 | +1,32,754 | +14.86 | 5,20,877 | 5,05,375 | |
| | | 1991 | 13,59,589 | +3,33,337 | +32.48 | 6,94,380 | 6,65,209 | |
| | | 2001 | 16,07,391 | +2,47,802 | +18.23 | 8,24,087 | 7,83,304 | |
| 2011 | 19,59,046 | +3,51,655 | +21.88 | 10,11,473 | 9,47,573 | | | |
| 19 | परभणी | 1901 | 3,53,265 | -- | -- | 1,77,016 | 1,76,249 | Parbhani |
| | | 1911 | 4,25,672 | +72,407 | +20.50 | 2,13,637 | 2,12,035 | |
| | | 1921 | 4,18,191 | -7,481 | -1.76 | 2,11,436 | 2,06,755 | |
| | | 1931 | 4,66,278 | +48,087 | +11.50 | 2,37,483 | 2,28,795 | |
| | | 1941 | 4,98,103 | +31,825 | +6.83 | 2,54,149 | 2,43,954 | |
| | | 1951 | 5,50,621 | +52,518 | +10.54 | 2,78,941 | 2,71,680 | |
| | | 1961 | 6,41,081 | +90,460 | +16.43 | 3,25,607 | 3,15,474 | |
| | | 1971 | 8,05,383 | +1,64,302 | +25.63 | 4,12,218 | 3,93,165 | |
| | | 1981 | 9,87,411 | +1,82,028 | +22.60 | 5,01,810 | 4,85,601 | |
| | | 1991 | 12,93,104 | +3,05,693 | +30.96 | 6,61,700 | 6,31,404 | |
| | | 2001 | 15,27,715 | +2,34,611 | +18.14 | 7,80,191 | 7,47,524 | |
| 2011 | 18,36,086 | +3,08,371 | +20.19 | 9,42,870 | 8,93,216 | | | |

तक्ता क्रमांक / TABLE No. 1.4- contd...

| (1) | (2) | (3) | (4) | (5) | (6) | (7) | (8) | (2) |
|------|------------|-----------|-----------|-----------|-----------|-----------|-----------|-----------|
| 20 | हिंगोली | 1901 | 2,26,384 | -- | -- | 1,13,438 | 1,12,946 | Hingoli |
| | | 1911 | 2,72,785 | +46,401 | +20.50 | 1,36,906 | 1,35,879 | |
| | | 1921 | 2,67,991 | -4,794 | -1.76 | 1,35,495 | 1,32,496 | |
| | | 1931 | 2,98,807 | +30,816 | +11.50 | 1,52,187 | 1,46,620 | |
| | | 1941 | 3,19,200 | +20,393 | +6.82 | 1,62,866 | 1,56,334 | |
| | | 1951 | 3,52,856 | +33,656 | +10.54 | 1,77,427 | 1,75,429 | |
| | | 1961 | 4,30,986 | +78,130 | +22.14 | 2,18,228 | 2,12,758 | |
| | | 1971 | 5,33,595 | +1,02,609 | +23.81 | 2,71,152 | 2,62,443 | |
| | | 1981 | 6,55,199 | +1,21,604 | +22.79 | 3,33,201 | 3,21,998 | |
| | | 1991 | 8,23,931 | +1,68,732 | +25.75 | 4,22,094 | 4,01,837 | |
| | | 2001 | 9,87,160 | +1,63,229 | +19.81 | 5,05,373 | 4,81,787 | |
| 2011 | 11,77,345 | +1,90,185 | +19.27 | 6,06,294 | 5,71,051 | | | |
| 21 | बीड | 1901 | 4,81,140 | -- | -- | 2,42,433 | 2,38,707 | Bid |
| | | 1911 | 6,06,104 | +1,24,964 | +25.97 | 3,06,099 | 3,00,005 | |
| | | 1921 | 4,53,844 | -1,52,260 | -25.12 | 2,31,246 | 2,22,598 | |
| | | 1931 | 6,16,675 | +1,62,831 | +35.88 | 3,16,389 | 3,00,286 | |
| | | 1941 | 6,91,946 | +75,271 | +12.21 | 3,56,508 | 3,35,438 | |
| | | 1951 | 7,84,920 | +92,974 | +13.44 | 4,01,074 | 3,83,846 | |
| | | 1961 | 9,49,673 | +1,64,753 | +20.99 | 4,82,428 | 4,67,245 | |
| | | 1971 | 12,23,694 | +2,74,021 | +28.85 | 6,26,223 | 5,97,471 | |
| | | 1981 | 14,12,990 | +1,89,296 | +15.47 | 7,18,958 | 6,94,032 | |
| | | 1991 | 18,22,072 | +4,09,082 | +28.95 | 9,37,410 | 8,84,662 | |
| | | 2001 | 21,61,250 | +3,39,178 | +18.61 | 11,16,356 | 10,44,894 | |
| 2011 | 25,85,049 | +4,23,799 | +19.61 | 13,49,106 | 12,35,943 | | | |
| 22 | नांदेड | 1901 | 5,50,261 | -- | -- | 2,74,628 | 2,75,633 | Nanded |
| | | 1911 | 6,71,066 | +1,20,805 | +21.95 | 3,36,431 | 3,34,635 | |
| | | 1921 | 6,49,825 | -21,241 | -3.17 | 3,28,083 | 3,21,742 | |
| | | 1931 | 7,06,773 | +56,948 | +8.76 | 3,59,522 | 3,47,251 | |
| | | 1941 | 7,84,289 | +77,516 | +10.97 | 3,99,103 | 3,85,186 | |
| | | 1951 | 8,83,531 | +99,242 | +12.65 | 4,45,558 | 4,37,973 | |
| | | 1961 | 10,79,674 | +1,96,143 | +22.20 | 5,47,974 | 5,31,700 | |
| | | 1971 | 13,97,762 | +3,18,088 | +29.46 | 7,14,820 | 6,82,942 | |
| | | 1981 | 17,49,334 | +3,51,572 | +25.15 | 8,92,417 | 8,56,917 | |
| | | 1991 | 23,30,374 | +5,81,040 | +33.21 | 11,97,876 | 11,32,498 | |
| | | 2001 | 28,76,259 | +5,45,885 | +23.42 | 14,81,358 | 13,94,901 | |
| 2011 | 33,61,292 | +4,85,033 | +16.86 | 17,30,075 | 16,31,217 | | | |
| 23 | उस्मानाबाद | 1901 | 3,87,122 | -- | -- | 1,95,504 | 1,91,618 | Osmanabad |
| | | 1911 | 4,60,516 | +73,394 | +18.96 | 2,34,424 | 2,26,092 | |
| | | 1921 | 4,42,156 | -18,360 | -3.99 | 2,28,068 | 2,14,088 | |
| | | 1931 | 4,92,845 | +50,689 | +11.46 | 2,53,778 | 2,39,067 | |
| | | 1941 | 5,47,945 | +55,100 | +11.18 | 2,82,227 | 2,65,718 | |
| | | 1951 | 6,03,273 | +55,328 | +10.10 | 3,09,765 | 2,93,508 | |
| | | 1961 | 7,26,036 | +1,22,763 | +20.35 | 3,72,766 | 3,53,270 | |
| | | 1971 | 9,28,227 | +2,02,191 | +27.85 | 4,76,671 | 4,51,556 | |
| | | 1981 | 10,29,702 | +1,01,475 | +10.93 | 5,25,851 | 5,03,851 | |
| | | 1991 | 12,76,327 | +2,46,625 | +23.95 | 6,58,896 | 6,17,431 | |
| | | 2001 | 14,86,586 | +2,10,259 | +16.47 | 7,69,368 | 7,17,218 | |
| 2011 | 16,57,576 | +1,70,990 | +11.50 | 8,61,535 | 7,96,041 | | | |

तक्ता क्रमांक / TABLE No. 1.4- contd...

| (1) | (2) | (3) | (4) | (5) | (6) | (7) | (8) | (2) |
|------|-----------|-----------|-----------|-----------|-----------|-----------|-----------|---------|
| 24 | लातूर | 1901 | 4,23,609 | -- | -- | 2,13,912 | 2,09,697 | Latur |
| | | 1911 | 5,06,549 | +82,940 | +19.58 | 2,57,736 | 2,48,813 | |
| | | 1921 | 4,79,723 | -26,826 | -5.30 | 2,47,305 | 2,32,418 | |
| | | 1931 | 5,40,019 | +60,296 | +12.57 | 2,77,988 | 2,62,031 | |
| | | 1941 | 6,00,373 | +60,354 | +11.18 | 3,09,237 | 2,91,136 | |
| | | 1951 | 6,60,823 | +60,450 | +10.07 | 3,39,379 | 3,21,444 | |
| | | 1961 | 8,18,160 | +1,57,337 | +23.81 | 4,19,547 | 3,98,613 | |
| | | 1971 | 10,48,618 | +2,30,458 | +28.17 | 5,40,043 | 5,08,575 | |
| | | 1981 | 12,92,882 | +2,44,264 | +23.29 | 6,60,045 | 6,32,837 | |
| | | 1991 | 16,76,641 | +3,83,759 | +29.68 | 8,63,203 | 8,13,438 | |
| | | 2001 | 20,80,285 | +4,03,644 | +24.07 | 10,75,257 | 10,05,028 | |
| 2011 | 24,54,196 | +3,73,911 | +17.97 | 12,73,140 | 11,81,056 | | | |
| 25 | बुलढाणा | 1901 | 6,17,990 | -- | -- | 3,10,300 | 3,07,690 | Buldana |
| | | 1911 | 6,73,698 | +55,708 | +9.01 | 3,39,459 | 3,34,239 | |
| | | 1921 | 7,03,643 | +29,945 | +4.44 | 3,55,604 | 3,48,039 | |
| | | 1931 | 7,66,584 | +62,941 | +8.95 | 3,88,966 | 3,77,618 | |
| | | 1941 | 8,20,862 | +54,278 | +7.08 | 4,16,314 | 4,04,548 | |
| | | 1951 | 8,70,168 | +49,306 | +6.01 | 4,39,270 | 4,30,898 | |
| | | 1961 | 10,59,698 | +1,89,530 | +21.78 | 5,41,026 | 5,18,672 | |
| | | 1971 | 12,62,978 | +2,03,280 | +19.18 | 6,46,303 | 6,16,675 | |
| | | 1981 | 15,08,777 | +2,45,799 | +19.46 | 7,70,833 | 7,37,944 | |
| | | 1991 | 18,86,299 | +3,77,522 | +25.02 | 9,66,017 | 9,20,282 | |
| | | 2001 | 22,32,480 | +3,46,181 | +18.35 | 11,47,403 | 10,85,077 | |
| 2011 | 25,86,258 | +3,53,778 | +15.85 | 13,37,560 | 12,48,698 | | | |
| 26 | अकोला | 1901 | 4,44,653 | - | - | 2,25,896 | 2,18,757 | Akola |
| | | 1911 | 4,64,741 | +20,088 | +4.52 | 2,36,203 | 2,28,538 | |
| | | 1921 | 4,69,947 | +5,206 | +1.12 | 2,39,999 | 2,29,948 | |
| | | 1931 | 5,18,143 | +48,196 | +10.26 | 2,65,407 | 2,52,736 | |
| | | 1941 | 5,36,696 | +18,553 | +3.58 | 2,74,306 | 2,62,390 | |
| | | 1951 | 5,62,268 | +25,572 | +4.76 | 2,87,908 | 2,74,360 | |
| | | 1961 | 7,16,333 | +1,54,065 | +27.40 | 3,71,998 | 3,44,335 | |
| | | 1971 | 9,04,204 | +1,87,871 | +26.23 | 4,68,350 | 4,35,854 | |
| | | 1981 | 11,18,267 | +2,14,063 | +23.67 | 5,76,745 | 5,41,522 | |
| | | 1991 | 13,51,507 | +2,33,240 | +20.86 | 6,98,793 | 6,52,714 | |
| | | 2001 | 16,29,633 | +2,78,126 | +20.58 | 8,40,949 | 7,88,684 | |
| 2011 | 18,13,906 | +1,84,273 | +11.31 | 9,32,334 | 8,81,572 | | | |
| 27 | वाशिम | 1901 | 3,07,413 | - | - | 1,56,174 | 1,51,239 | Washim |
| | | 1911 | 3,21,301 | +13,888 | +4.52 | 1,63,301 | 1,58,000 | |
| | | 1921 | 3,24,900 | +3,599 | +1.12 | 1,65,924 | 1,58,976 | |
| | | 1931 | 3,58,219 | +33,319 | +10.26 | 1,83,489 | 1,74,730 | |
| | | 1941 | 3,71,046 | +12,827 | +3.58 | 1,89,642 | 1,81,404 | |
| | | 1951 | 3,88,726 | +17,680 | +4.76 | 1,97,211 | 1,91,515 | |
| | | 1961 | 4,73,021 | +84,295 | +21.68 | 2,41,834 | 2,31,187 | |
| | | 1971 | 5,97,274 | +1,24,253 | +26.27 | 3,05,219 | 2,92,055 | |
| | | 1981 | 7,08,685 | +1,11,411 | +18.65 | 3,61,079 | 3,47,606 | |
| | | 1991 | 8,62,764 | +1,54,079 | +21.74 | 4,43,355 | 4,19,409 | |
| | | 2001 | 10,20,822 | +1,58,058 | +18.32 | 5,26,398 | 4,94,424 | |
| 2011 | 11,97,160 | +1,76,338 | +17.27 | 6,20,302 | 5,76,858 | | | |

तक्ता क्रमांक / TABLE No. 1.4- contd...

| (1) | (2) | (3) | (4) | (5) | (6) | (7) | (8) | (2) |
|------|-----------|-----------|-----------|-----------|-----------|-----------|-----------|----------|
| 28 | अमरावती | 1901 | 8,06,859 | -- | -- | 4,11,663 | 3,95,196 | Amravati |
| | | 1911 | 8,73,012 | +66,153 | +8.20 | 4,45,739 | 4,27,273 | |
| | | 1921 | 8,27,867 | -45,145 | -5.17 | 4,23,802 | 4,04,065 | |
| | | 1931 | 9,41,604 | +1,13,737 | +13.74 | 4,85,593 | 4,56,011 | |
| | | 1941 | 9,88,524 | +46,920 | +4.98 | 5,07,920 | 4,80,604 | |
| | | 1951 | 10,31,160 | +42,636 | +4.31 | 5,26,593 | 5,04,567 | |
| | | 1961 | 12,32,780 | +2,01,620 | +19.55 | 6,37,861 | 5,94,919 | |
| | | 1971 | 15,41,209 | +3,08,429 | +25.02 | 7,98,073 | 7,43,136 | |
| | | 1981 | 18,61,410 | +3,20,201 | +20.78 | 9,61,564 | 8,99,846 | |
| | | 1991 | 22,00,057 | +3,38,647 | +18.19 | 11,36,314 | 10,63,743 | |
| | | 2001 | 26,07,160 | +4,07,103 | +18.50 | 13,45,614 | 12,61,546 | |
| 2011 | 28,88,445 | +2,81,285 | +10.79 | 14,80,768 | 14,07,677 | | | |
| 29 | यवतमाळ | 1901 | 5,77,101 | -- | -- | 2,90,267 | 2,86,834 | Yavatmal |
| | | 1911 | 7,24,410 | +1,47,309 | +25.53 | 3,65,912 | 3,58,498 | |
| | | 1921 | 7,48,959 | +24,549 | +3.39 | 3,80,545 | 3,68,414 | |
| | | 1931 | 8,57,288 | +1,08,329 | +14.46 | 4,36,124 | 4,21,164 | |
| | | 1941 | 8,87,738 | +30,450 | +3.55 | 4,48,724 | 4,39,014 | |
| | | 1951 | 9,31,982 | +44,244 | +4.98 | 4,68,522 | 4,63,460 | |
| | | 1961 | 10,98,470 | +1,66,488 | +17.86 | 5,57,010 | 5,41,460 | |
| | | 1971 | 14,23,677 | +3,25,207 | +29.61 | 7,26,072 | 6,97,605 | |
| | | 1981 | 17,37,423 | +3,13,746 | +22.04 | 8,87,236 | 8,50,187 | |
| | | 1991 | 20,77,144 | +3,39,721 | +19.55 | 10,64,422 | 10,12,722 | |
| | | 2001 | 24,58,271 | +3,81,127 | +18.35 | 12,65,681 | 11,92,590 | |
| 2011 | 27,72,348 | +3,14,077 | +12.78 | 14,19,965 | 13,52,383 | | | |
| 30 | वर्धा | 1901 | 3,86,012 | -- | -- | 1,94,258 | 1,91,754 | Wardha |
| | | 1911 | 4,60,775 | +74,763 | +19.37 | 2,32,351 | 2,28,424 | |
| | | 1921 | 4,63,696 | +2,921 | +63 | 2,35,074 | 2,28,622 | |
| | | 1931 | 5,16,266 | +52,570 | +11.34 | 2,61,394 | 2,54,872 | |
| | | 1941 | 5,19,330 | +3,064 | +59 | 2,62,617 | 2,56,713 | |
| | | 1951 | 5,38,903 | +19,573 | +3.77 | 2,71,751 | 2,67,152 | |
| | | 1961 | 6,34,277 | +95,374 | +17.70 | 3,22,894 | 3,11,383 | |
| | | 1971 | 7,79,562 | +1,45,285 | +22.91 | 4,00,040 | 3,79,522 | |
| | | 1981 | 9,26,618 | +1,47,056 | +18.86 | 4,75,696 | 4,50,922 | |
| | | 1991 | 10,67,357 | +1,40,739 | +15.19 | 5,50,370 | 5,16,987 | |
| | | 2001 | 12,36,736 | +1,69,379 | +15.87 | 6,38,990 | 5,97,746 | |
| 2011 | 13,00,774 | +64,038 | +5.18 | 6,68,385 | 6,32,389 | | | |
| 31 | नागपूर | 1901 | 7,48,489 | -- | -- | 3,75,940 | 3,72,549 | Nagpur |
| | | 1911 | 8,06,287 | +57,798 | +7.72 | 4,07,033 | 3,99,254 | |
| | | 1921 | 7,89,940 | -16,347 | -2.03 | 4,01,557 | 3,88,383 | |
| | | 1931 | 9,36,987 | +1,47,047 | +18.61 | 4,79,678 | 4,57,309 | |
| | | 1941 | 10,56,537 | +1,19,550 | +12.76 | 5,40,366 | 5,16,171 | |
| | | 1951 | 12,30,535 | +1,73,998 | +16.47 | 6,29,185 | 6,01,350 | |
| | | 1961 | 15,08,455 | +2,77,920 | +22.59 | 7,81,969 | 7,26,486 | |
| | | 1971 | 19,42,688 | +4,34,233 | +28.79 | 10,10,911 | 9,31,777 | |
| | | 1981 | 25,88,811 | +6,46,123 | +33.26 | 13,45,377 | 12,43,434 | |
| | | 1991 | 32,87,139 | +6,98,328 | +26.97 | 17,10,404 | 15,76,735 | |
| | | 2001 | 40,67,637 | +7,80,498 | +23.74 | 21,05,314 | 19,62,323 | |
| 2011 | 46,53,570 | +5,85,933 | +14.40 | 23,84,975 | 22,68,595 | | | |

तक्ता क्रमांक / TABLE No. 1.4- contd...

| (1) | (2) | (3) | (4) | (5) | (6) | (7) | (8) | (2) |
|------|-----------|-----------|-----------|-----------|-----------|-----------|-----------|------------|
| 32 | भंडारा | 1901 | 2,76,306 | -- | -- | 1,33,436 | 1,42,870 | Bhandara |
| | | 1911 | 3,22,277 | +45,971 | +16.64 | 1,58,106 | 1,64,171 | |
| | | 1921 | 3,37,193 | +14,916 | +4.63 | 1,66,563 | 1,70,630 | |
| | | 1931 | 3,87,388 | +50,195 | +14.89 | 1,92,097 | 1,95,291 | |
| | | 1941 | 4,52,512 | +65,124 | +16.81 | 2,25,153 | 2,27,359 | |
| | | 1951 | 5,03,536 | +51,024 | +11.28 | 2,51,163 | 2,52,373 | |
| | | 1961 | 5,93,898 | +90,362 | +17.95 | 2,98,025 | 2,95,873 | |
| | | 1971 | 7,31,053 | +1,37,155 | +23.09 | 3,68,426 | 3,62,627 | |
| | | 1981 | 8,50,488 | +1,19,435 | +16.34 | 4,27,490 | 4,22,998 | |
| | | 1991 | 10,21,408 | +1,70,920 | +20.10 | 5,15,772 | 5,05,636 | |
| | | 2001 | 11,36,146 | +1,14,738 | +11.23 | 5,73,445 | 5,62,701 | |
| 2011 | 12,00,334 | +64,188 | +5.65 | 6,05,520 | 5,94,814 | | | |
| 33 | गोंदिया | 1901 | 3,13,952 | -- | -- | 1,51,616 | 1,62,336 | Gondiya |
| | | 1911 | 3,66,186 | +52,234 | +16.64 | 1,79,648 | 1,86,538 | |
| | | 1921 | 3,83,135 | +16,949 | +4.63 | 1,89,258 | 1,93,877 | |
| | | 1931 | 4,40,170 | +57,035 | +14.89 | 2,18,270 | 2,21,900 | |
| | | 1941 | 5,14,165 | +73,995 | +16.81 | 2,55,829 | 2,58,336 | |
| | | 1951 | 5,72,142 | +57,977 | +11.28 | 2,85,440 | 2,86,702 | |
| | | 1961 | 6,78,740 | +1,06,598 | +18.63 | 3,39,341 | 3,39,399 | |
| | | 1971 | 8,54,527 | +1,75,787 | +25.90 | 4,29,646 | 4,24,881 | |
| | | 1981 | 9,87,089 | +1,32,562 | +15.51 | 4,92,669 | 4,94,420 | |
| | | 1991 | 10,86,221 | +99,132 | +10.04 | 5,44,503 | 5,41,718 | |
| | | 2001 | 12,00,707 | +1,14,486 | +10.54 | 5,98,834 | 6,01,873 | |
| 2011 | 13,22,507 | +1,21,800 | +10.14 | 6,61,554 | 6,60,953 | | | |
| 34 | चंद्रपूर | 1901 | 3,97,079 | -- | -- | 1,96,282 | 2,00,797 | Chandrapur |
| | | 1911 | 5,04,261 | +1,07,182 | +26.99 | 2,51,522 | 2,52,739 | |
| | | 1921 | 4,94,594 | -9,667 | -1.92 | 2,46,840 | 2,47,754 | |
| | | 1931 | 5,69,233 | +74,639 | +15.09 | 2,86,059 | 2,83,174 | |
| | | 1941 | 6,51,323 | +82,090 | +14.42 | 3,27,491 | 3,23,832 | |
| | | 1951 | 7,28,013 | +76,690 | +11.77 | 3,65,124 | 3,62,889 | |
| | | 1961 | 8,51,678 | +1,23,665 | +16.99 | 4,30,320 | 4,21,358 | |
| | | 1971 | 11,17,908 | +2,66,230 | +31.26 | 5,69,621 | 5,48,287 | |
| | | 1981 | 14,16,953 | +2,99,045 | +26.75 | 7,23,282 | 6,93,671 | |
| | | 1991 | 17,71,994 | +3,55,041 | +25.06 | 9,09,787 | 8,62,207 | |
| | | 2001 | 20,71,101 | +2,99,107 | +16.88 | 10,62,993 | 10,08,108 | |
| 2011 | 22,04,307 | +1,33,206 | +6.43 | 11,23,834 | 10,80,473 | | | |
| 35 | गडचिरोली | 1901 | 1,77,244 | -- | -- | 87,614 | 89,630 | Gadchiroli |
| | | 1911 | 2,25,086 | +47,842 | +26.99 | 1,12,271 | 1,12,815 | |
| | | 1921 | 2,20,771 | -4,315 | -1.92 | 1,10,181 | 1,10,590 | |
| | | 1931 | 2,54,088 | +33,317 | +15.09 | 1,27,688 | 1,26,400 | |
| | | 1941 | 2,90,730 | +36,642 | +14.42 | 1,46,181 | 1,44,549 | |
| | | 1951 | 3,24,962 | +34,232 | +11.77 | 1,62,521 | 1,62,441 | |
| | | 1961 | 3,86,392 | +61,430 | +18.90 | 1,93,361 | 1,93,031 | |
| | | 1971 | 5,22,229 | +1,35,837 | +35.16 | 2,62,946 | 2,59,283 | |
| | | 1981 | 6,37,336 | +1,15,107 | +22.04 | 3,21,716 | 3,15,620 | |
| | | 1991 | 7,87,010 | +1,49,674 | +23.48 | 3,98,364 | 3,88,646 | |
| | | 2001 | 9,70,294 | +1,83,284 | +23.29 | 4,91,101 | 4,79,193 | |
| 2011 | 10,72,942 | +1,02,648 | +10.58 | 5,41,328 | 5,31,614 | | | |

तक्ता क्रमांक / TABLE No. 1.4- contd...

| (1) | (2) | (3) | (4) | (5) | (6) | (7) | (8) | (2) |
|-----|------------------|------|--------------|--------------|--------|-------------|-------------|-------------------|
| 36 | महाराष्ट्र राज्य | 1901 | 1,93,91,643 | -- | -- | 98,02,129 | 95,89,514 | Maharashtra State |
| | | 1911 | 2,14,74,523 | +20,82,880 | +10.74 | 1,09,22,671 | 1,05,51,852 | |
| | | 1921 | 2,08,49,666 | -6,24,857 | -2.91 | 1,06,92,865 | 1,01,56,801 | |
| | | 1931 | 2,39,59,300 | +31,09,634 | +14.91 | 1,23,05,958 | 1,16,53,342 | |
| | | 1941 | 2,68,32,758 | +28,73,458 | +11.99 | 1,37,69,460 | 1,30,63,298 | |
| | | 1951 | 3,20,02,564 | +51,69,806 | +19.27 | 1,64,90,039 | 1,55,12,525 | |
| | | 1961 | 3,95,53,718 | +75,51,154 | +23.60 | 2,04,28,882 | 1,91,24,836 | |
| | | 1971 | 5,04,12,235 | +1,08,58,517 | +27.45 | 2,61,16,351 | 2,42,95,884 | |
| | | 1981 | 6,27,82,818 | +1,23,70,583 | +24.54 | 3,24,14,432 | 3,03,68,386 | |
| | | 1991 | 7,89,37,187 | +1,61,54,369 | +25.73 | 4,08,25,618 | 3,81,11,569 | |
| | | 2001 | 9,68,78,627 | +1,79,41,440 | +22.73 | 5,04,00,596 | 4,64,78,031 | |
| | | 2011 | 11,23,74,333 | +1,54,95,706 | +15.99 | 5,82,43,056 | 5,41,31,277 | |

Note: पुनर्चित जिल्ह्यांची २०११ च्या जनगणनेनुसार लोकसंख्या / Population of bifurcated Districts as per 2011 census

आधार : भारतीय जनगणना, २०११

Source : Population Census of India, 2011

1. क्षेत्रफळ आणि लोकसंख्या / AREA AND POPULATION
तक्ता क्रमांक / TABLE No. 1.5
गावे व शहरांची संख्या / Number of Villages and Towns
(जनगणना, २०११ / Population Census, 2011)

| अ.क्र. Sr.No. | जिल्हे | गावे / Villages | | | | | | शहरे / Towns | | Districts |
|------------------|-------------------|------------------------------|---------------------------------|---------------|------------------------------|-------------------------------------|---------------|--------------|------------|--------------------|
| | | २००१ | | | २०११ | | | २००१ | २०११ | |
| | | वस्ती असलेली Inhabited | वस्ती नसलेली Un-inhabited | एकूण Total | वस्ती असलेली Inhabited | वस्ती नसलेली Un- inhabited | एकूण Total | | | |
| (1) | (2) | (3) | (4) | (5) | (6) | (7) | (8) | (9) | (10) | (2) |
| 1 | मुंबई शहर | 0 | 0 | 0 | 0 | 0 | 0 | 0 | 0 | Mumbai City |
| 2 | मुंबई उपनगर | 0 | 0 | 0 | 0 | 0 | 0 | 1 | 1 | Mumbai Suburban |
| 3 | ठाणे | 1,727 | 21 | 1,748 | 1,704 | 17 | 1,721 | 37 | 51 | Thane |
| 4 | रायगड | 1,859 | 60 | 1,919 | 1,860 | 49 | 1,909 | 26 | 42 | Raigad |
| 5 | रत्नागिरी | 1,539 | 4 | 1,543 | 1,531 | 6 | 1,537 | 10 | 16 | Ratnagiri |
| 6 | सिंधुदुर्ग | 743 | 0 | 743 | 740 | 8 | 748 | 5 | 8 | Sindhudurg |
| 7 | नाशिक | 1,923 | 6 | 1,929 | 1,919 | 3 | 1,922 | 18 | 25 | Nashik |
| 8 | धुळे | 678 | 3 | 681 | 674 | 4 | 678 | 3 | 8 | Dhule |
| 9 | नंदुरबार | 935 | 12 | 947 | 930 | 13 | 943 | 5 | 9 | Nandurbar |
| 10 | जळगाव | 1,491 | 28 | 1,519 | 1,487 | 26 | 1,513 | 15 | 20 | Jalgaon |
| 11 | अहमदनगर | 1,578 | 9 | 1,587 | 1,581 | 3 | 1,584 | 18 | 19 | Ahmednagar |
| 12 | पुणे | 1,844 | 22 | 1,866 | 1,852 | 25 | 1,877 | 25 | 35 | Pune |
| 13 | सातारा | 1,716 | 23 | 1,739 | 1,719 | 26 | 1,745 | 15 | 22 | Satara |
| 14 | सांगली | 721 | 3 | 724 | 725 | 3 | 728 | 8 | 7 | Sangli |
| 15 | सोलापूर | 1,138 | 12 | 1,150 | 1,143 | 11 | 1,154 | 10 | 13 | Solapur |
| 16 | कोल्हापूर | 1,196 | 21 | 1,217 | 1,195 | 21 | 1,216 | 18 | 23 | Kolhapur |
| 17 | औरंगाबाद | 1,300 | 44 | 1,344 | 1,314 | 42 | 1,356 | 9 | 16 | Aurangabad |
| 18 | जालना | 963 | 8 | 971 | 958 | 9 | 967 | 4 | 4 | Jalna |
| 19 | परभणी | 830 | 11 | 841 | 830 | 13 | 843 | 8 | 8 | Parbhani |
| 20 | हिंगोली | 672 | 38 | 710 | 675 | 36 | 711 | 4 | 3 | Hingoli |
| 21 | बीड | 1,354 | 11 | 1,365 | 1,357 | 11 | 1,368 | 6 | 9 | Beed |
| 22 | नांदेड | 1,546 | 63 | 1,609 | 1,541 | 62 | 1,603 | 13 | 17 | Nanded |
| 23 | उस्मानाबाद | 729 | 5 | 734 | 728 | 5 | 733 | 8 | 8 | Osmanabad |
| 24 | लातूर | 921 | 23 | 944 | 928 | 20 | 948 | 5 | 7 | Latur |
| 25 | बुलढाणा | 1,297 | 136 | 1,433 | 1,300 | 144 | 1,444 | 11 | 12 | Buldhana |
| 26 | अकोला | 862 | 124 | 986 | 864 | 122 | 986 | 8 | 12 | Akola |
| 27 | वाशिम | 702 | 87 | 789 | 698 | 91 | 789 | 4 | 4 | Washim |
| 28 | अमरावती | 1,679 | 323 | 2,002 | 1,637 | 360 | 1,997 | 11 | 12 | Amravati |
| 29 | यवतमाळ | 1,856 | 274 | 2,130 | 1,853 | 284 | 2,137 | 13 | 18 | Yavatmal |
| 30 | वर्धा | 1,004 | 378 | 1,382 | 973 | 403 | 1,376 | 7 | 13 | Wardha |
| 31 | नागपूर | 1,628 | 241 | 1,869 | 1,617 | 242 | 1,859 | 29 | 41 | Nagpur |
| 32 | भंडारा | 778 | 92 | 870 | 771 | 93 | 864 | 6 | 12 | Bhandara |
| 33 | गोंदिया | 893 | 57 | 950 | 883 | 59 | 942 | 2 | 10 | Gondia |
| 34 | चंद्रपूर | 1,472 | 319 | 1,791 | 1,463 | 329 | 1,792 | 14 | 23 | Chandrapur |
| 35 | गडचिरोली | 1,521 | 158 | 1,679 | 1,509 | 166 | 1,675 | 2 | 6 | Gadchiroli |
| | महाराष्ट्र | 41,095 | 2,616 | 43,711 | 40,959 | 2,706 | 43,665 | 378 | 534 | Maharashtra |

आधार : (१) भारतीय जनगणना, २००१

(२) भारतीय जनगणना, २०११

Source : (1) Population Census of India, 2001

(2) Population Census of India, 2011

१ क्षेत्रफल आणि लोकसंख्या /
तक्ता क्रमांक /
गावांचे लोकसंख्येनुसार वर्गीकरण /
(जनगणना, २०११ /

| अ.क्र. Sr. No. (1) | जिल्हे (2) | वस्ती असलेल्या एकूण खेड्यांची संख्या Total No. of Inhabited Villages (3) | एकूण ग्रामीण लोकसंख्या Total rural Population (4) | लोकसंख्येचा गट / Population range | | | | | |
|-----------------------------|-------------------------|--|--|-----------------------------------|-----------------------------|-------------------------|-----------------------------|-------------------------|------------------------------|
| | | | | २०० पेक्षा कमी / Less than 200 | | 200 - 499 | | 500 - 999 | |
| | | | | खेडी Villages (5) | लोकसंख्या Persons (6) | खेडी Villages (7) | लोकसंख्या Persons (8) | खेडी Villages (9) | लोकसंख्या Persons (10) |
| 1 | मुंबई शहर | 0 | 0 | 0 | 0 | 0 | 0 | 0 | 0 |
| 2 | मुंबई उपनगर | 0 | 0 | 0 | 0 | 0 | 0 | 0 | 0 |
| 3 | ठाणे | 1,704 | 25,45,470 | 48 | 5,378 | 236 | 87,806 | 543 | 4,08,157 |
| 4 | रायगड | 1,860 | 16,64,005 | 177 | 22,808 | 564 | 1,95,773 | 598 | 4,25,845 |
| 5 | रत्नागिरी | 1,531 | 13,51,346 | 108 | 13,571 | 422 | 1,48,295 | 540 | 3,86,335 |
| 6 | सिंधुदुर्ग | 740 | 7,42,645 | 37 | 4,774 | 180 | 66,028 | 243 | 1,80,794 |
| 7 | नाशिक | 1,919 | 35,09,814 | 17 | 2,358 | 150 | 59,018 | 492 | 3,68,947 |
| 8 | धुळे | 674 | 14,79,826 | 5 | 658 | 33 | 12,160 | 128 | 96,380 |
| 9 | नंदुरबार | 930 | 13,72,821 | 32 | 4,243 | 102 | 36,478 | 249 | 1,91,712 |
| 10 | जळगाव | 1,487 | 28,87,206 | 23 | 2,967 | 140 | 52,762 | 373 | 2,79,348 |
| 11 | अहमदनगर | 1,581 | 36,30,542 | 6 | 778 | 73 | 28,758 | 321 | 2,46,858 |
| 12 | पुणे | 1,852 | 36,78,226 | 106 | 12,043 | 280 | 98,551 | 435 | 3,26,080 |
| 13 | सातारा | 1,719 | 24,33,363 | 108 | 13,100 | 359 | 1,27,173 | 466 | 3,39,516 |
| 14 | सांगली | 725 | 21,02,786 | 1 | 176 | 40 | 16,230 | 112 | 83,694 |
| 15 | सोलापूर | 1,143 | 29,18,665 | 9 | 1,062 | 38 | 13,867 | 173 | 1,31,323 |
| 16 | कोल्हापूर | 1,195 | 26,45,992 | 16 | 1,812 | 124 | 46,835 | 294 | 2,19,049 |
| 17 | औरंगाबाद | 1,314 | 20,81,112 | 59 | 6,925 | 171 | 62,746 | 359 | 2,70,536 |
| 18 | जालना | 958 | 15,81,617 | 16 | 2,061 | 57 | 20,768 | 244 | 1,82,311 |
| 19 | परभणी | 830 | 12,66,280 | 12 | 1,431 | 101 | 38,602 | 244 | 1,83,120 |
| 20 | हिंगोली | 675 | 9,98,612 | 25 | 2,290 | 69 | 24,183 | 185 | 1,39,102 |
| 21 | बीड | 1,357 | 20,70,751 | 15 | 1,830 | 148 | 54,417 | 409 | 3,03,145 |
| 22 | नांदेड | 1,541 | 24,47,394 | 32 | 3,486 | 157 | 58,566 | 415 | 3,14,915 |
| 23 | उस्मानाबाद | 728 | 13,76,519 | 6 | 577 | 61 | 23,283 | 173 | 1,29,581 |
| 24 | लातूर | 928 | 18,29,216 | 11 | 1,555 | 66 | 24,248 | 204 | 1,54,301 |
| 25 | बुलढाणा | 1,300 | 20,37,398 | 80 | 6,875 | 158 | 54,451 | 334 | 2,49,084 |
| 26 | अकोला | 864 | 10,94,165 | 96 | 8,931 | 169 | 60,393 | 265 | 1,92,961 |
| 27 | वाशिम | 698 | 9,85,747 | 40 | 4,284 | 73 | 26,931 | 194 | 1,46,893 |
| 28 | अमरावती | 1,637 | 18,51,158 | 222 | 19,526 | 359 | 1,27,158 | 462 | 3,32,481 |
| 29 | यवतमाळ | 1,853 | 21,74,195 | 139 | 13,147 | 334 | 1,18,623 | 599 | 4,34,850 |
| 30 | वर्धा | 973 | 8,77,474 | 183 | 13,267 | 221 | 78,169 | 308 | 2,19,630 |
| 31 | नागपूर | 1,617 | 14,74,811 | 246 | 19,932 | 449 | 1,57,378 | 512 | 3,64,675 |
| 32 | भंडारा | 771 | 9,66,503 | 64 | 6,264 | 118 | 41,474 | 227 | 1,70,092 |
| 33 | गोंदिया | 883 | 10,96,577 | 52 | 5,585 | 121 | 42,973 | 272 | 2,01,649 |
| 34 | चंद्रपूर | 1,463 | 14,28,929 | 143 | 15,637 | 383 | 1,35,029 | 457 | 3,31,582 |
| 35 | गडचिरोली | 1,509 | 9,54,909 | 448 | 49,333 | 466 | 1,53,972 | 314 | 2,18,473 |
| | महाराष्ट्र राज्य | 40,959 | 6,15,56,074 | 2,582 | 2,68,664 | 6,422 | 22,93,098 | 11,144 | 82,23,419 |

आधार : भारतीय जनगणना, २०११

AREA AND POPULATION

TABLE No. 1.6

Villages Classified by Population
Population Census, 2011)

| लोकसंख्येचा गाट / Population range | | | | | | | | |
|------------------------------------|--------------------|--------------|--------------------|-------------|------------------|---|------------------|--------------------------|
| 1000 - 1999 | | 2000 - 4999 | | 5000 - 9999 | | १०००० आणि त्याहून अधिक 10000 and above | | Districts (2) |
| खेडी | लोकसंख्या | खेडी | लोकसंख्या | खेडी | लोकसंख्या | खेडी | लोकसंख्या | |
| Villages | Persons | Villages | Persons | Villages | Persons | Villages | Persons | |
| (11) | (12) | (13) | (14) | (15) | (16) | (17) | (18) | |
| 0 | 0 | 0 | 0 | 0 | 0 | 0 | 0 | Mumbai City |
| 0 | 0 | 0 | 0 | 0 | 0 | 0 | 0 | Mumbai Suburban |
| 556 | 7,89,386 | 275 | 7,86,332 | 31 | 2,00,899 | 15 | 267,512 | Thane |
| 366 | 5,03,853 | 139 | 4,09,540 | 16 | 1,06,186 | 0 | 0 | Raigad |
| 344 | 4,68,611 | 113 | 3,11,417 | 4 | 23,117 | 0 | 0 | Ratnagiri |
| 211 | 2,88,625 | 66 | 1,76,327 | 2 | 11,610 | 1 | 14,487 | Sindhudurg |
| 697 | 9,97,007 | 481 | 13,83,845 | 65 | 4,24,995 | 17 | 2,73,644 | Nashik |
| 243 | 3,46,995 | 222 | 6,64,368 | 34 | 2,26,895 | 9 | 1,32,370 | Dhule |
| 341 | 4,92,278 | 189 | 5,28,968 | 15 | 98,005 | 2 | 21,137 | Nandurbar |
| 530 | 7,61,785 | 326 | 9,69,395 | 79 | 5,48,855 | 16 | 2,72,094 | Jalgaon |
| 557 | 7,95,412 | 498 | 15,19,789 | 103 | 6,92,474 | 23 | 3,46,473 | Ahmednagar |
| 493 | 7,06,661 | 407 | 12,34,811 | 96 | 6,40,174 | 35 | 6,59,906 | Pune |
| 429 | 6,12,747 | 298 | 8,93,357 | 51 | 3,37,014 | 8 | 1,10,456 | Satara |
| 238 | 3,47,243 | 223 | 6,84,673 | 86 | 5,75,737 | 25 | 3,95,033 | Sangli |
| 384 | 5,66,042 | 434 | 13,26,650 | 87 | 5,80,941 | 18 | 2,98,780 | Solapur |
| 363 | 5,23,532 | 288 | 8,78,973 | 83 | 5,56,777 | 27 | 4,19,014 | Kolhapur |
| 423 | 6,06,282 | 252 | 7,41,543 | 41 | 2,70,587 | 9 | 1,22,493 | Aurangabad |
| 411 | 5,79,473 | 201 | 5,56,041 | 23 | 1,55,635 | 6 | 85,328 | Jalna |
| 271 | 3,85,777 | 181 | 5,00,653 | 18 | 1,17,965 | 3 | 38,732 | Parbhani |
| 257 | 3,63,993 | 124 | 3,37,372 | 11 | 78,824 | 4 | 52,848 | Hingoli |
| 475 | 6,68,799 | 276 | 7,84,118 | 27 | 1,72,428 | 7 | 86,014 | Beed |
| 570 | 8,10,035 | 325 | 9,17,254 | 35 | 2,29,507 | 7 | 1,13,631 | Nanded |
| 279 | 4,02,547 | 165 | 4,86,175 | 37 | 2,46,953 | 7 | 87,403 | Osmanabad |
| 335 | 4,85,510 | 266 | 7,64,864 | 35 | 2,36,945 | 11 | 1,61,793 | Latur |
| 442 | 6,29,534 | 236 | 6,79,270 | 36 | 2,43,403 | 14 | 1,74,781 | Buldhana |
| 209 | 2,89,440 | 96 | 2,91,504 | 24 | 1,57,105 | 5 | 93,831 | Akola |
| 265 | 3,70,046 | 115 | 3,37,543 | 8 | 50,061 | 3 | 49,989 | Washim |
| 398 | 5,48,025 | 155 | 4,42,211 | 26 | 1,85,908 | 15 | 1,95,849 | Amravati |
| 534 | 7,49,212 | 217 | 5,97,887 | 25 | 1,72,154 | 5 | 88,322 | Yavatmal |
| 182 | 2,45,862 | 62 | 1,81,748 | 13 | 85,243 | 4 | 53,555 | Wardha |
| 279 | 3,86,595 | 97 | 2,86,758 | 29 | 2,01,651 | 5 | 57,822 | Nagpur |
| 231 | 3,20,835 | 120 | 3,44,618 | 9 | 60,330 | 2 | 22,890 | Bhandara |
| 282 | 3,98,320 | 146 | 3,80,700 | 10 | 67,350 | 0 | 0 | Gondia |
| 340 | 4,64,474 | 125 | 3,55,344 | 11 | 75,507 | 4 | 51,356 | Chandrapur |
| 221 | 2,98,027 | 52 | 1,55,945 | 5 | 32,340 | 3 | 46,819 | Gadchiroli |
| 12,156 | 1,72,02,963 | 7,170 | 2,09,09,993 | 1175 | 78,63,575 | 310 | 47,94,362 | Maharashtra State |

Source : Population Census of India, 2011

1.क्षेत्रफळ आणि लोकसंख्या
तक्ता क्रमांक
शहरे/शहरी समूहाचे लोकसंख्येनुसार वर्गीकरण
(जनगणना, २०११)

| अ.क्र. | जिल्हे | सर्व वर्ग / All classes | | वर्ग / Class I (लोकसंख्या / Population आणि त्याहून अधिक 1,00,000 and above) | | वर्ग / Class II (लोकसंख्या / Population 50,000 to 99,999) | | वर्ग / Class III (लोकसंख्या / Population 20,000 to 49,999) | |
|--------|-------------------------|-------------------------|--------------------|--|--------------------|--|------------------|---|------------------|
| | | शहरे/ शहर संकुले | लोकसंख्या | शहरे/ शहर संकुले | लोकसंख्या | शहरे/ शहर संकुले | लोकसंख्या | शहरे/ शहर संकुले | लोकसंख्या |
| Sr.No. | | No.of Towns /UA | Population | No.of Towns /UA | Population | No.of Towns /UA | Population | No.of Towns /UA | Population |
| (1) | (2) | (3) | (4) | (5) | (6) | (7) | (8) | (9) | (10) |
| 1 | मुंबई शहर | 1 | 1,24,42,373 | 1 | 1,24,42,373 | 0 | 0 | 0 | 0 |
| 2 | मुंबई उपनगर | 0 | 0 | 0 | 0 | 0 | 0 | 0 | 0 |
| 3 | ठाणे | 51 | 85,14,678 | 9 | 78,84,594 | 2 | 1,19,217 | 6 | 168184 |
| 4 | रायगड | 42 | 9,70,195 | 2 | 3,75,393 | 2 | 1,51,753 | 6 | 167082 |
| 5 | रत्नागिरी | 16 | 2,63,723 | 0 | 0 | 2 | 1,31,368 | 0 | 0 |
| 6 | सिंधुदुर्ग | 8 | 1,07,006 | 0 | 0 | 0 | 0 | 1 | 23,851 |
| 7 | नाशिक | 25 | 25,97,373 | 2 | 19,67,281 | 4 | 2,50,681 | 8 | 2,75,832 |
| 8 | धुळे | 8 | 5,71,036 | 1 | 3,75,559 | 1 | 76,905 | 3 | 98,167 |
| 9 | नंदुरबार | 9 | 2,75,474 | 1 | 1,11,037 | 1 | 61,376 | 2 | 60,570 |
| 10 | जळगाव | 20 | 13,42,711 | 2 | 6,47,649 | 4 | 3,25,937 | 10 | 3,34,430 |
| 11 | अहमदनगर | 19 | 9,12,617 | 1 | 3,50,859 | 3 | 2,20,359 | 9 | 2,71,357 |
| 12 | पुणे | 35 | 57,51,182 | 2 | 48,52,150 | 5 | 3,19,013 | 10 | 3,46,556 |
| 13 | सातारा | 22 | 5,70,378 | 1 | 1,20,195 | 2 | 1,05,997 | 8 | 2,14,745 |
| 14 | सांगली | 7 | 7,19,357 | 1 | 5,02,793 | 1 | 67,391 | 3 | 1,23,339 |
| 15 | सोलापूर | 13 | 13,99,091 | 2 | 10,70,280 | 1 | 98,923 | 6 | 1,81,882 |
| 16 | कोल्हापूर | 23 | 12,30,009 | 2 | 8,36,589 | 0 | 0 | 10 | 2,98,934 |
| 17 | औरंगाबाद | 16 | 16,20,170 | 1 | 11,75,116 | 2 | 1,23,850 | 7 | 2,54,406 |
| 18 | जालना | 4 | 3,77,429 | 1 | 2,85,577 | 0 | 0 | 3 | 91,852 |
| 19 | परभणी | 8 | 5,69,806 | 1 | 3,07,170 | 0 | 0 | 6 | 2,46,871 |
| 20 | हिंगोली | 3 | 1,78,733 | 0 | 0 | 2 | 1,53,949 | 1 | 24,784 |
| 21 | बीड | 9 | 5,14,298 | 1 | 1,46,709 | 3 | 2,21,481 | 4 | 1,34,136 |
| 22 | नांदेड | 17 | 9,13,898 | 1 | 5,50,439 | 1 | 54,493 | 8 | 2,22,662 |
| 23 | उस्मानाबाद | 8 | 2,81,057 | 1 | 1,11,825 | 0 | 0 | 3 | 95,201 |
| 24 | लातूर | 7 | 6,24,980 | 2 | 4,86,490 | 0 | 0 | 3 | 1,16,226 |
| 25 | बुलढाणा | 12 | 5,48,860 | 0 | 0 | 5 | 3,46,923 | 5 | 1,72,186 |
| 26 | अकोला | 12 | 7,19,741 | 1 | 4,25,817 | 1 | 92,637 | 5 | 1,47,232 |
| 27 | वाशिम | 4 | 2,11,413 | 0 | 0 | 2 | 1,46,294 | 2 | 65,119 |
| 28 | अमरावती | 12 | 10,37,287 | 2 | 7,59,368 | 1 | 56,380 | 5 | 1,62,085 |
| 29 | यवतमाळ | 18 | 5,98,153 | 1 | 1,16,551 | 2 | 1,31,886 | 9 | 2,85,005 |
| 30 | वर्धा | 13 | 4,23,300 | 2 | 2,08,249 | 0 | 0 | 4 | 1,21,364 |
| 31 | नागपूर | 41 | 31,78,759 | 1 | 24,05,665 | 3 | 1,94,812 | 10 | 2,84,839 |
| 32 | भंडारा | 12 | 2,33,831 | 0 | 0 | 1 | 91,845 | 2 | 67,690 |
| 33 | गोंदिया | 10 | 2,25,930 | 1 | 1,32,813 | 0 | 0 | 1 | 25,181 |
| 34 | चंद्रपूर | 23 | 7,75,378 | 1 | 3,20,379 | 2 | 1,50,017 | 6 | 1,97,083 |
| 35 | गडचिरोली | 6 | 1,18,033 | 0 | 0 | 1 | 54,152 | 1 | 28,781 |
| | महाराष्ट्र राज्य | 534 | 5,08,18,259 | 44 | 3,89,68,920 | 54 | 37,47,639 | 167 | 53,07,632 |

आधार : भारतीय जनगणना, २०११

/ AREA AND POPULATION

/ TABLE No. 1.7

/ Classification of Towns/Urban Agglomerations by population

/ Population Census, 2011)

| वर्ग / Class IV (लोकसंख्या / Population 10,000 to 19,999) | | वर्ग / Class V (लोकसंख्या / Population 5,000 to 9,999) | | वर्ग / Class VI (लोकसंख्या / Population आणि त्याहून कमी Less than 5,000) | | Districts |
|---|-------------------------|--|-------------------------|---|-------------------------|--------------------------|
| शहरे/ शहर संकुले No.of Towns /UA | लोकसंख्या Population | शहरे/ शहर संकुले No.of Towns /UA | लोकसंख्या Population | शहरे/ शहर संकुले No.of Towns /UA | लोकसंख्या Population | |
| (11) | (12) | (13) | (14) | (15) | (16) | (2) |
| 0 | 0 | 0 | 0 | 0 | 0 | Mumbai City |
| 0 | 0 | 0 | 0 | 0 | 0 | Mumbai Suburban |
| 17 | 2,31,742 | 16 | 1,06,709 | 1 | 4,232 | Thane |
| 8 | 1,11,768 | 19 | 1,42,402 | 5 | 21,797 | Raigad |
| 6 | 83,756 | 6 | 42,596 | 2 | 6,003 | Ratnagiri |
| 4 | 63,453 | 3 | 19,702 | 0 | 0 | Sindhudurg |
| 5 | 64,465 | 6 | 39,114 | 0 | 0 | Nashik |
| 0 | 0 | 2 | 15,673 | 1 | 4,732 | Dhule |
| 1 | 17,840 | 3 | 19,839 | 1 | 4,812 | Nandurbar |
| 2 | 26,983 | 1 | 7,501 | 1 | 211 | Jalgaon |
| 5 | 63,157 | 1 | 6,885 | 0 | 0 | Ahmednagar |
| 14 | 2,03,582 | 4 | 29,881 | 0 | 0 | Pune |
| 7 | 1,06,601 | 2 | 17,371 | 2 | 5,469 | Satara |
| 2 | 25,834 | 0 | 0 | 0 | 0 | Sangli |
| 3 | 41,507 | 1 | 6,499 | 0 | 0 | Solapur |
| 4 | 51,190 | 5 | 35,482 | 2 | 7,814 | Kolhapur |
| 4 | 55,653 | 1 | 6,166 | 1 | 4,979 | Aurangabad |
| 0 | 0 | 0 | 0 | 0 | 0 | Jalna |
| 1 | 15,765 | 0 | 0 | 0 | 0 | Parbhani |
| 0 | 0 | 0 | 0 | 0 | 0 | Hingoli |
| 1 | 11,972 | 0 | 0 | 0 | 0 | Beed |
| 5 | 66,723 | 2 | 19,581 | 0 | 0 | Nanded |
| 4 | 74,031 | 0 | 0 | 0 | 0 | Osmanabad |
| 1 | 14,015 | 1 | 8,249 | 0 | 0 | Latur |
| 2 | 29,751 | 0 | 0 | 0 | 0 | Buldhana |
| 3 | 41,252 | 2 | 12,803 | 0 | 0 | Akola |
| 0 | 0 | 0 | 0 | 0 | 0 | Washim |
| 3 | 54,296 | 1 | 5,158 | 0 | 0 | Amravati |
| 3 | 38,142 | 3 | 26,569 | 0 | 0 | Yavatmal |
| 5 | 78,418 | 2 | 15,269 | 0 | 0 | Wardha |
| 15 | 2,10,883 | 10 | 75,632 | 2 | 6,928 | Nagpur |
| 2 | 27,694 | 5 | 37,791 | 2 | 8,811 | Bhandara |
| 3 | 37,100 | 5 | 30,836 | 0 | 0 | Gondia |
| 3 | 42,067 | 5 | 38,159 | 6 | 27,673 | Chandrapur |
| 1 | 14,609 | 3 | 20,491 | 0 | 0 | Gadchiroli |
| 134 | 19,04,249 | 109 | 7,86,358 | 26 | 1,03,461 | Maharashtra State |

Source : Population Census of India, 2011

1. क्षेत्रफल आणि लोकसंख्या / AREA AND POPULATION

तक्ता क्रमांक / TABLE No. 1.8

शहरांची, नागरी भागांची आणि ग्रामीण भागांची लोकसंख्या / Population of Towns, Urban Areas and Rural Areas
(जनगणना, २०११ / Population Census, 2011)

| जिल्हा / शहरे / शहर संकुले | एकूण | पुरुष | स्त्रिया | District / Towns / U.A. |
|----------------------------|--------------|--------------|--------------|----------------------------|
| (1) | (2) | (3) | (4) | (1) |
| महाराष्ट्र राज्य एकूण | 27,79,27,602 | 14,33,05,020 | 13,46,22,582 | Total Maharashtra State |
| ग्रामीण | 6,15,56,074 | 3,15,39,034 | 3,00,17,040 | Rural |
| नागरी | 21,63,71,528 | 11,17,65,986 | 10,46,05,542 | Urban |
| मुंबई एकूण | 30,85,411 | 16,84,608 | 14,00,803 | Total Brihan Mumbai |
| ग्रामीण | 0 | 0 | 0 | Rural |
| नागरी | 30,85,411 | 16,84,608 | 14,00,803 | Urban |
| मुंबई उपनगर एकूण | 93,56,962 | 50,31,323 | 43,25,639 | Total Mumbai Suburban |
| ग्रामीण | 0 | 0 | 0 | Rural |
| नागरी | 93,56,962 | 50,31,323 | 43,25,639 | Urban |
| ठाणे एकूण | 1,10,60,148 | 58,65,078 | 51,95,070 | Total Thane |
| ग्रामीण | 25,45,470 | 13,00,136 | 12,45,334 | Rural |
| नागरी | 85,14,678 | 45,64,942 | 39,49,736 | Urban |
| भिवंडी (म.न.पा.) | 7,09,665 | 4,15,339 | 2,94,326 | Bhiwandi (M Corp.) |
| खोणी (ज.श.) | 26,016 | 16,365 | 9,651 | Khoni (CT) |
| मीरा भाईंदर(म.न.पा.) | 8,09,378 | 4,29,260 | 3,80,118 | Mira Bhayandar (M corp.) |
| ठाणे (म.न.पा.) | 18,41,488 | 9,75,399 | 8,66,089 | Thane (M Corp.) |
| नवी मुंबई (म.न.पा.) | 11,20,547 | 6,10,060 | 5,10,487 | Navi Mumbai (M Corp.) |
| कल्याण डोंबिवली (म.न.पा.) | 12,47,327 | 6,49,626 | 5,97,701 | Kalyan Dombivali (M Corp.) |
| उल्हासनगर (म.न.पा.) | 5,06,098 | 2,69,048 | 2,37,050 | Ulhasnagar (M Corp.) |
| अंबरनाथ (न.प.) | 2,53,475 | 1,32,582 | 1,20,893 | Ambarnath (MCI) |
| बदलापूर (न.प.) | 1,74,226 | 90,365 | 83,861 | Badlapur (MCI) |
| चिंचणी (ज.श.) | 13,646 | 6,793 | 6,853 | Chinchani (CT) |
| डहाणू (न.प.) | 50,287 | 25,790 | 24,497 | Dahanu (M CI) |
| विक्रमगड (ज.श.) | 5,991 | 3,080 | 2,911 | Vikramgad (CT) |
| जव्हार (न.प.) | 12,040 | 6,127 | 5,913 | Jawhar (M CI) |
| कुडूस (ज.श.) | 7,204 | 3,899 | 3,305 | Kudus (CT) |
| वाडा (ज.श.) | 16,750 | 8,596 | 8,154 | Vada (CT) |
| कटकर (ज.श.) | 11,398 | 6,426 | 4,972 | Katkar (CT) |
| बोईसर (ज.श.) | 36,151 | 20,319 | 15,832 | Boisar (CT) |
| सालवड (ज.श.) | 10,397 | 6,237 | 4,160 | Salwad (CT) |
| दांडी (ज.श.) | 8,942 | 5,136 | 3,806 | Dandi (CT) |
| खैरा (ज.श.) | 31,699 | 18,332 | 13,367 | Khaira (CT) |
| सरवली (ज.श.) | 8,710 | 5,008 | 3,702 | Saravali (CT) |
| मनोर (ज.श.) | 10,421 | 5,322 | 5,099 | Manor (CT) |
| शिरगाव (ज.श.) | 5971 | 3,097 | 2,874 | Shirgaon (CT) |
| उंबरपाडा नांदादे (ज.श.) | 7,605 | 3,868 | 3,737 | Umbar Pada Nandade (CT) |
| तारापूर (ज.श.) | 6,962 | 3,462 | 3,500 | Tarapur (CT) |
| पासथळ (ज.श.) | 18,194 | 9,635 | 8,559 | Pasthal (CT) |
| पालघर (ज.श.) | 68,930 | 36,523 | 32,407 | Palghar (M CI) |

तक्ता क्रमांक / TABLE No. 1.8- contd...

| (1) | (2) | (3) | (4) | (1) |
|------------------------------|------------------|------------------|------------------|---------------------------------|
| चंद्रपाडा (ज.श.) | 7,750 | 4,037 | 3,713 | Chandrapada (CT) |
| वसई-विरार शहर (ज.श.) | 12,22,390 | 6,48,172 | 5,74,218 | Vasai-Virar City (M Corp.) |
| पडघा (ज.श.) | 6,633 | 3,404 | 3,229 | Padagha (CT) |
| शेलार (ज.श.) | 14,899 | 9,183 | 5,716 | Shelar (CT) |
| महापोली (ज.श.) | 5,666 | 2,965 | 2,701 | Mahapoli (CT) |
| बोरीवली तार्फ राहूर (ज.श.) | 5,780 | 2,929 | 2,851 | Borivali Tarf Rahur (CT) |
| कांबे (ज.श.) | 6,642 | 3,752 | 2,890 | Kambe (CT) |
| कटाई (ज.श.) | 12,898 | 9,403 | 3,495 | Katai (CT) |
| करीवली (ज.श.) | 12,907 | 9,017 | 3,890 | Karivali (CT) |
| खारबाव (ज.श.) | 5,250 | 2,630 | 2,620 | Kharbav (CT) |
| रहाणळ (ज.श.) | 10,928 | 6,233 | 4,695 | Rahanal (CT) |
| पुमे (ज.श.) | 6,588 | 3,808 | 2,780 | Purne (CT) |
| कलाहर (ज.श.) | 15,573 | 8,701 | 6,872 | Kalher (CT) |
| कोन (ज.श.) | 24,295 | 13,083 | 11,212 | Kon (CT) |
| कसारा बीके (ज.श.) | 15,611 | 7,896 | 7,715 | Kasara Bk. (CT) |
| शहापूर (ज.श.) | 11,623 | 5,930 | 5,693 | Shahapur (CT) |
| वाशिंद (ज.श.) | 20,561 | 10,774 | 9,787 | Vashind (CT) |
| खर्डी (ज.श.) | 5,579 | 2,895 | 2,684 | Khardi (CT) |
| गोठेघर (ज.श.) | 4,232 | 2,207 | 2,025 | Gotheghar (CT) |
| आसनगाव(ज.श.) | 13,104 | 7,043 | 6,061 | Asangaon (CT) |
| कांबे (ज.श.) | 5,436 | 2,804 | 2,632 | Kambe (CT) |
| महाराळ बीके (ज.श.) | 29,462 | 15,788 | 13,674 | Mharal Bk (CT) |
| वांगणी (ज.श.) | 12,628 | 6,607 | 6,021 | Vangani (CT) |
| मुरबाड (ज.श.) | 18,725 | 9,987 | 8,738 | Murbad (CT) |
| रायगड एकूण | 26,34,200 | 13,44,345 | 12,89,855 | Total Raigad |
| ग्रामीण | 16,64,005 | 8,36,996 | 8,27,009 | Rural |
| नागरी | 9,70,195 | 5,07,349 | 4,62,846 | Urban |
| उरण (न.प.) | 30,439 | 15,549 | 14,890 | Uran (MCI) |
| चांजे(ज.श.) | 16,714 | 8,723 | 7,991 | Chanje (CT) |
| केगांव (ज.श.) | 7,485 | 4,084 | 3,401 | Kegaon (CT) |
| नवघर (ज.श.) | 6,603 | 3,468 | 3,135 | Navghar (CT) |
| जसाई (ज.श.) | 8,234 | 4,520 | 3,714 | Jasai (CT) |
| तळोदे पंचनाद (ज.श.) | 14,318 | 7,668 | 6,650 | Talode Panchnad (CT) |
| खारघर (ज.श.) | 80,612 | 42,001 | 38,611 | Kharghar (CT) |
| नवी मुंबई पनवेल रायगड (ज.श.) | 1,95,373 | 1,07,342 | 88,031 | Navi Mumbai Panvel Raigarh (CT) |
| पालीदेवाद (ज.श.) | 9,194 | 4,913 | 4,281 | Palidevad (CT) |
| वडघर (ज.श.) | 7,341 | 3,873 | 3,468 | Vadghar (CT) |
| ओवळे (ज.श.) | 4,275 | 2,202 | 2,073 | Owle (CT) |
| काळुंद्रे (ज.श.) | 6,626 | 3,515 | 3,111 | Kalundre (CT) |
| पनवेल (ज.श.) | 1,80,020 | 92,484 | 87,536 | Panvel (M CI) |
| नेरळ (ज.श.) | 18,429 | 9,242 | 9,187 | Neral (CT) |
| माथेरान (न.प.) | 4,393 | 2,248 | 2,145 | Matheran (M CI) |
| कर्जत (न.प.) | 29,663 | 15,248 | 14,415 | Karjat (M CI) |

तक्ता क्रमांक / TABLE No. 1.8- contd...

| (1) | (2) | (3) | (4) | (1) |
|------------------------------|------------------|-----------------|-----------------|----------------------------|
| आंबिवली टी. वसांबे (ज.श.) | 6,497 | 3,526 | 2,971 | Ambivali T. Wankhal (CT) |
| मोहपाडा अलियास वसांबे (ज.श.) | 9,694 | 5,118 | 4,576 | Mohpada Alias Wasambe (CT) |
| रीस (ज.श.) | 8,632 | 4,555 | 4,077 | Rees (CT) |
| खोपोली (न.प.) | 71,141 | 37,305 | 33,836 | Khopoli (M CI) |
| दादर (ज.श.) | 5,389 | 2,820 | 2,569 | Dadar (CT) |
| झोतीरपाडा (ज.श.) | 3,389 | 1,793 | 1,596 | Zotirpada (CT) |
| पेण (न.प.) | 37,852 | 19,257 | 18,595 | Pen (M CI) |
| आंबेपूर(ज.श.) | 5,035 | 2,593 | 2,442 | Ambepur (CT) |
| चेंदरे (ज.श.) | 11,039 | 5,590 | 5,449 | Chendhare (CT) |
| कुरुळ (ज.श.) | 4,869 | 2,535 | 2,334 | Kurul (CT) |
| अलिबाग (न.प.) | 20,743 | 10,646 | 10,097 | Alibag (M CI) |
| मुरुड जंजिरा (न.प.) | 12,216 | 5,992 | 6,224 | Murud Janjira (M CI) |
| नागोठणे (ज.श.) | 12,549 | 6,520 | 6,029 | Nagothane (CT) |
| भुवनेश्वर (ज.श.) | 8,871 | 4,661 | 4,210 | Bhuwaneshwar (CT) |
| धाटाव (ज.श.) | 5,066 | 2,874 | 2,192 | Dhatau (CT) |
| रोहा अष्टमी (न.प.) | 20,849 | 10,590 | 10,259 | Roha Ashtami (M CI) |
| पाली (ज.श.) | 9,176 | 4,703 | 4,473 | Pali (CT) |
| उतेखोल (ज.श.) | 11,380 | 5,943 | 5,437 | Utekhool (CT) |
| गोरेगाव (ज.श.) | 7,155 | 3,488 | 3,667 | Goregaon (CT) |
| बोर्ली पंचतान (ज.श.) | 6,952 | 3,293 | 3,659 | Borli Panchtan (CT) |
| श्रीवर्धन (न.प.) | 15,123 | 7,450 | 7,673 | Shrivardhan (M CI) |
| म्हसळा (ज.श.) | 9,679 | 4,756 | 4,923 | Mhasla (CT) |
| नांदगाव तर्फ भिरवडी (ज.श.) | 4,871 | 2,527 | 2,344 | Nadgaon Tarf Birwadi (CT) |
| भिरवडी (ज.श.) | 8,829 | 4,692 | 4,137 | Birwadi (CT) |
| महाड (ज.श.) | 27,536 | 14,025 | 13,511 | Mahad (M CI) |
| पोलादपूर (ज.श.) | 5,944 | 3,017 | 2,927 | Poladpur (CT) |
| रत्नागिरी एकूण | 16,15,069 | 7,61,121 | 8,53,948 | Total Ratnagiri |
| ग्रामीण | 13,51,346 | 6,30,213 | 7,21,133 | Rural |
| नागरी | 2,63,723 | 1,30,908 | 1,32,815 | Urban |
| गिंम्हावणे (ज.श.) | 5,025 | 2,501 | 2,524 | Gimhavane (CT) |
| जळगाव (ज.श.) | 6,480 | 3,373 | 3,107 | Jalgaon (CT) |
| दाभोळ(ज.श.) | 7,038 | 3,515 | 3,523 | Dabhol (CT) |
| दापोली कॅम्प (न.प.) | 15,713 | 7,772 | 7,941 | Dapoli Camp (NP) |
| खेड (न.प.) | 16,892 | 8,151 | 8,741 | Khed (M CI) |
| खर्डी (ज.श.) | 12,397 | 6,436 | 5,961 | Kherdi (CT) |
| चिपळूण (न.प.) | 55,139 | 27,355 | 27,784 | Chiplun (M CI) |
| मौजे अंजनवेल (ज.श.) | 1,621 | 823 | 798 | Mouje Anjanvel (CT) |
| झाडगाव (ज.श.) | 7,803 | 3,856 | 3,947 | Zadgaon (CT) |
| नाचणे (ज.श.) | 11,688 | 5,971 | 5,717 | Nachane (CT) |
| कार्ले (ज.श.) | 4,382 | 1,904 | 2,478 | Karle (CT) |

तक्ता क्रमांक / TABLE No. 1.8- contd...

| (1) | (2) | (3) | (4) | (1) |
|---------------------------|------------------|------------------|------------------|-------------------------|
| कुवरबाव (ज.श.) | 6,497 | 3,327 | 3,170 | Kuwarbav (CT) |
| रत्नागिरी (ज.श.) | 76,229 | 37,670 | 38,559 | Ratnagiri (M CI) |
| देवरुख (ज.श.) | 12,689 | 6,242 | 6,447 | Devrukh (CT) |
| लांजा (ज.श.) | 14,377 | 7,173 | 7,204 | Lanja (CT) |
| राजापूर (ज.श.) | 9,753 | 4,839 | 4,914 | Rajapur (M CI) |
| सिंधुदुर्ग एकूण | 8,49,651 | 4,17,332 | 4,32,319 | Total Sindhudurg |
| ग्रामीण | 7,42,645 | 3,63,268 | 3,79,377 | Rural |
| नागरी | 1,07,006 | 54,064 | 52,942 | Urban |
| कालमठ (ज.श.) | 8,011 | 4,018 | 3,993 | Kalmath (CT) |
| कणकवली (न.प.) | 16,398 | 8,388 | 8,010 | Kankavli (NP) |
| मालवण (न.प.) | 18,648 | 9,663 | 8,985 | Malwan (M CI) |
| वेंगुर्ला (न.प.) | 12,392 | 6,196 | 6,196 | Vengurla (M CI) |
| कुडाळ (ज.श.) | 16,015 | 8,071 | 7,944 | Kudal (CT) |
| माजगाव (ज.श.) | 5,080 | 2,483 | 2,597 | Majgaon (CT) |
| बांदा (ज.श.) | 6,611 | 3,342 | 3,269 | Banda (CT) |
| सावंतवाडी (न.प.) | 23,851 | 11,903 | 11,948 | Sawantwadi (M CI) |
| नाशिक एकूण | 38,51,352 | 19,84,973 | 18,66,379 | Total Nashik |
| ग्रामीण | 35,09,814 | 18,04,712 | 17,05,102 | Rural |
| नागरी | 25,97,373 | 13,52,474 | 12,44,899 | Urban |
| नाशिक (म.न.पा.) | 14,86,053 | 7,82,517 | 703,536 | Nashik (M Corp.) |
| इकलारे (ज.श.) | 9,376 | 4,934 | 4,442 | Eklahare (CT) |
| देवळाली (छा.) | 54,027 | 28,269 | 25,758 | Deolali Cantt. (CB) |
| भगूर (न.प.) | 12,353 | 6,201 | 6,152 | Bhagur (MCI) |
| मालेगाव (म.न.पा.+हद्दवाढ) | 4,81,228 | 2,44,080 | 2,37,148 | Malegaon (M Corp.+OG) |
| सोयगाव (ज.श.) | 34,341 | 18,070 | 16,271 | Soyagaon (CT) |
| ढाणे (ज.श.) | 49,192 | 25,181 | 24,011 | Dhyane (CT) |
| मालदे (ज.श.) | 11,881 | 6,071 | 5,810 | Malde (CT) |
| सुरगणा (ज.श.) | 6,263 | 3,195 | 3,068 | Surgana (CT) |
| सटाणा (न.प.) | 37,701 | 19,449 | 18,252 | Satana (M CI) |
| संगमेश्वर (ज.श.) | 10,815 | 5,634 | 5,181 | Sangameshwar (CT) |
| नांदगाव(न.प.) | 23,604 | 12,130 | 11,474 | Nandgaon (M CI) |
| मनमाड(न.प.) | 80,058 | 40,816 | 39,242 | Manmad (M CI) |
| चांदवड (ज.श.) | 25,341 | 13,284 | 12,057 | Chandvad (CT) |
| त्रिंबक(न.प.) | 12,056 | 6,170 | 5,886 | Trimbak (M CI) |
| सामणगाव (ज.श.) | 5,156 | 2,693 | 2,463 | Samangaon (CT) |
| विल्होली (ज.श.) | 6,798 | 3,558 | 3,240 | Vilholi (CT) |
| संसारी (ज.श.) | 5,780 | 2,999 | 2,781 | Sansari (CT) |
| घोटी बी.(ज.श.) | 24,838 | 12,785 | 12,053 | Ghoti Bk. (CT) |
| इगतपुरी (न.प.) | 30,989 | 15,748 | 15,241 | Igatpuri (M CI) |
| सिन्नर (न.प.) | 65,299 | 34,633 | 30,666 | Sinnar (M CI) |

तक्ता क्रमांक / TABLE No. 1.8- contd...

| (1) | (2) | (3) | (4) | (1) |
|------------------------|------------------|------------------|------------------|-------------------------|
| ओझर (ज.श.) | 51,297 | 26,671 | 24,626 | Ozar (CT) |
| लासलगाव (ज.श.) | 17,360 | 8,884 | 8,476 | Lasalgaon (CT) |
| पिंपळगाव नजिक (ज.श.) | 5,741 | 2,920 | 2,821 | Pimpalgaon Najik (CT) |
| येवला (म.न.पा.) | 49,826 | 25,582 | 24,244 | Yevla (M CI) |
| धुळे एकूण | 20,50,862 | 10,54,031 | 9,96,831 | Total Dhule |
| ग्रामीण | 14,79,826 | 7,58,916 | 7,20,910 | Rural |
| नागरी | 5,71,036 | 2,95,115 | 2,75,921 | Urban |
| शिरपुर-वरवडे (न.प.) | 76,905 | 40,235 | 36,670 | Shirpur-Warwade (M CI) |
| दौडाइचा-वरवडे (न.प.) | 46,767 | 24,011 | 22,756 | Dondaicha-Warwade(M CI) |
| निजामपूर (ज.श.) | 7,696 | 3,963 | 3,733 | Nijampur (CT) |
| साक्री (ज.श.) | 21,764 | 11,202 | 10,562 | Sakri (CT) |
| वलवडी (ज.श.) | 29,636 | 15,516 | 14,120 | Walwadi (CT) |
| माहिंदळे (ज.श.) | 7,977 | 4,196 | 3,781 | Mahindale (CT) |
| अवधान (ज.श.) | 4,732 | 2,546 | 2,186 | Awadhan (CT) |
| धुळे (म.न.पा.) | 3,75,559 | 1,93,446 | 1,82,113 | Dhule (M Corp.) |
| नंदुरबार एकूण | 16,48,295 | 8,33,170 | 8,15,125 | Total Nandurbar |
| ग्रामीण | 13,72,821 | 6,87,671 | 6,85,150 | Rural |
| नागरी | 2,75,474 | 1,45,499 | 1,29,975 | Urban |
| खापर (ज.श.) | 7,235 | 3,697 | 3,538 | Khapar (CT) |
| अक्कलकुवा (ज.श.) | 17,840 | 13,273 | 4,567 | Akkalkuwa (CT) |
| माकरानीफली (ज.श.) | 4,812 | 2,412 | 2,400 | Makranifali (CT) |
| वादफला (ज.श.) | 6,093 | 3,212 | 2,881 | Vadfalya (CT) |
| तळोदे (न.प.) | 26,363 | 13,303 | 13,060 | Talode (M CI) |
| शहादे (न.प.) | 61,376 | 31,414 | 29,962 | Shahade (M CI) |
| नंदुरबार (न.प.) | 1,11,037 | 57,412 | 53,625 | Nandurbar (M CI) |
| कंदबरा (ज.श.) | 6,511 | 3,289 | 3,222 | Khandbara (CT) |
| नवापूर (न.प.) | 34,207 | 17,487 | 16,720 | Nawapur (M CI) |
| जळगाव एकूण | 37,99,823 | 19,70,432 | 18,29,391 | Total Jalgaon |
| ग्रामीण | 28,87,206 | 15,00,514 | 13,86,692 | Rural |
| नागरी | 9,12,617 | 4,69,918 | 4,42,699 | Urban |
| भुसावळ (न.प.) | 1,87,421 | 96,147 | 91,274 | Bhusawal (MCI) |
| कंदारी (न.प.) | 16,353 | 8,570 | 7,783 | Kandari (CT) |
| चोपडा (न.प.) | 72,783 | 37,601 | 35,182 | Chopda (M CI) |
| यावल (न.प.) | 36,706 | 18,965 | 17,741 | Yawal (M CI) |
| फैजापूर (न.प.) | 26,602 | 13,673 | 12,929 | Faizpur (M CI) |
| सावडा (न.प.) | 20,584 | 10,637 | 9,947 | Savda (M CI) |
| रावेर (न.प.) | 27,039 | 13,843 | 13,196 | Raver (M CI) |
| निंभोरे बुद्रुक (ज.श.) | 7,501 | 4,006 | 3,495 | Nimbhore Budruk (CT) |
| वरणगाव (ज.श.) | 35,411 | 18,385 | 17,026 | Varangaon (CT) |
| जळगाव (ज.श.) | 4,60,228 | 2,40,590 | 2,19,638 | Jalgaon (M Corp.) |

तक्ता क्रमांक / TABLE No. 1.8- contd...

| (1) | (2) | (3) | (4) | (1) |
|------------------------|------------------|------------------|------------------|----------------------------|
| एरंडोल (न.प.) | 31,071 | 16,000 | 15,071 | Erandol (M CI) |
| धरणगाव (न.प.) | 35,375 | 18,211 | 17,164 | Dharangaon (M CI) |
| अंमळनेर (न.प.) | 95,994 | 49,564 | 46,430 | Amalner (M CI) |
| पारोळा (न.प.) | 37,666 | 19,552 | 18,114 | Parola (M CI) |
| भादगाव (न.प.) | 37,214 | 19,334 | 17,880 | Bhadgaon (M CI) |
| टाकळी -चाळीसगाव (ज.श.) | 10,630 | 5,688 | 4,942 | Takali Pr. Chalisgaon (CT) |
| चाळीसगाव (न.प.) | 97,551 | 50,737 | 46,814 | Chalisgaon(M CI) |
| पाचोरा (ग्रामीण)(ज.श.) | 211 | 120 | 91 | Pachora (Rural) (CT) |
| पाचोरा (न.प.) | 59,609 | 30,958 | 28,651 | Pachora (M CI) |
| जामनेर (न.प.) | 46,762 | 24,270 | 22,492 | Jamner (M CI) |
| अहमदनगर एकूण | 93,81,724 | 48,93,572 | 44,88,152 | Total Ahmednagar |
| ग्रामीण | 36,30,542 | 18,72,907 | 17,57,635 | Rural |
| नागरी | 57,51,182 | 30,20,665 | 27,30,517 | Urban |
| अहमदनगर (म.न.पा.) | 3,50,859 | 1,78,899 | 1,71,960 | Ahmadnagar (M Corp.) |
| अहमदनगर (छा.) | 28,986 | 16,568 | 12,418 | Ahmadnagar Cantt. (CB) |
| राजूर(ज.श.) | 10,046 | 5,238 | 4,808 | Rajur (CT) |
| घुलेवाडी (ज.श.) | 21,860 | 11,487 | 10,373 | Ghulewadi (CT) |
| संगमनेर (न.प.) | 65,804 | 33,463 | 32,341 | Sangamner (M CI) |
| कोपरगाव (न.प.) | 65,273 | 33,222 | 32,051 | Kopargaon (M CI) |
| शिर्डी (न.प.) | 36,004 | 18,751 | 17,253 | Shirdi (NP) |
| राहता पिंपळस (न.प.) | 22,335 | 11,438 | 10,897 | Rahta Pimplas (M CI) |
| श्रीरामपूर (न.प.) | 89,282 | 44,842 | 44,440 | Shrirampur (M CI) |
| पाथर्डी (न.प.) | 27,211 | 14,224 | 12,987 | Pathardi (M CI) |
| नागपूर (ज.श.) | 11,790 | 6,359 | 5,431 | Nagapur (CT) |
| बऱ्हाणपूर (ज.श.) | 6,885 | 3,628 | 3,257 | Burhanagar (CT) |
| नागरदेवले (ज.श.) | 18,802 | 9,768 | 9,034 | Nagardeole (CT) |
| दरेवाडी (ज.श.) | 10,860 | 6,414 | 4,446 | Darewadi (CT) |
| राहुरी (न.प.) | 38,813 | 20,140 | 18,673 | Rahuri (M CI) |
| देवळाली प्रवरा (न.प.) | 30,997 | 15,984 | 15,013 | Deolali Pravara (M CI) |
| श्रीगोंदा (न.प.) | 31,134 | 16,048 | 15,086 | Shrigonda (M CI) |
| कर्जत (ज.श.) | 11,659 | 6,048 | 5,611 | Karjat (CT) |
| जामखेड (ज.श.) | 34,017 | 17,397 | 16,620 | Jamkhed (CT) |
| पुणे एकूण | 94,29,408 | 49,24,105 | 45,05,303 | Total Pune |
| ग्रामीण | 36,78,226 | 19,03,440 | 17,74,786 | Rural |
| नागरी | 57,51,182 | 30,20,665 | 27,30,517 | Urban |
| पुणे (म.न.पा.) | 31,24,458 | 16,03,675 | 15,20,783 | Pune (M Corp.) |
| पुणे (छा.) | 71,781 | 37,046 | 34,735 | Pune Cantt. (CB) |
| किरकी (छा.) | 78,684 | 43,837 | 34,847 | Kirkee Cantt. (CB) |

तक्ता क्रमांक / TABLE No. 1.8- contd...

| (1) | (2) | (3) | (4) | (1) |
|---------------------------|------------------|------------------|------------------|----------------------------|
| पिंपरी चिंचवड (म.न.पा.) | 17,27,692 | 9,42,533 | 7,85,159 | Pimpri Chinchwad (M Corp.) |
| देहूरोड (छा.) | 48,961 | 25,971 | 22,990 | Dehu Road Cantt. (CB) |
| देहू (ज.श.) | 6,133 | 3,178 | 2,955 | Dehu (CT) |
| जुन्नर (न.प.) | 25,315 | 13,066 | 12,249 | Junnar (M CI) |
| मंचर (ज.श.) | 18,876 | 9,643 | 9,233 | Manchar (CT) |
| कोरेगाव भिमा (ज.श.) | 13,116 | 7,220 | 5,896 | Koregaon Bhima (CT) |
| सानसवाडी (ज.श.) | 13,543 | 7,403 | 6,140 | Sanaswadi (CT) |
| शिरूर (न.प.) | 37,111 | 19,003 | 18,108 | Shirur (M CI) |
| राजगुरुनगर(खेड) (ज.श.) | 25,146 | 12,899 | 12,247 | Rajgurunagar (Khed) (CT) |
| चाकण (ज.श.) | 41,113 | 22,194 | 18,919 | Chakan (CT) |
| खराबवाडी (ज.श.) | 9,200 | 5,033 | 4,167 | Kharabwadi (CT) |
| नानेकरवाडी (ज.श.) | 12,654 | 7,442 | 5,212 | Nanekarwadi (CT) |
| मेदनकरवाडी (ज.श.) | 12,576 | 7,113 | 5,463 | Medankarwadi (CT) |
| आळंदी (न.प.) | 28,645 | 16,142 | 12,503 | Alandi (M CI) |
| वडगाव (ज.श.) | 14,595 | 7,583 | 7,012 | Wadagaon (CT) |
| खडकले (ज.श.) | 13,435 | 6,971 | 6,464 | Khadkale (CT) |
| कुसगाव बी. (ज.श.) | 15,612 | 8,909 | 6,703 | Kusgaon Bk. (CT) |
| तळेगाव दाभाडे | 56,435 | 29,033 | 27,402 | Talegaon Dabhade (M CI) |
| लोणावळा (न.प.) | 57,698 | 30,854 | 26,844 | Lonavala (M CI) |
| हिंजवडी (ज.श.) | 11,459 | 6,294 | 5,165 | Hinjavadi (CT) |
| पिरणगुट (ज.श.) | 14,174 | 7,727 | 6,447 | Pirangut (CT) |
| वाघोली (ज.श.) | 33,479 | 17,767 | 15,712 | Wagholi (CT) |
| येवलेवाडी (ज.श.) | 7,685 | 4,137 | 3,548 | Yewalewadi (CT) |
| दौंड (ज.श.) | 6,863 | 3,449 | 3,414 | Daund (CT) |
| दौंड (न.प.) | 49,450 | 25,117 | 24,333 | Daund (M CI) |
| शिवतकर (निरा) (ज.श.) | 11,228 | 5,702 | 5,526 | Shivatkar (Nira) (CT) |
| सासवड (न.प.) | 31,821 | 16,219 | 15,602 | Sasvad (M CI) |
| जेजुरी (न.प.) | 14,515 | 7,347 | 7,168 | Jejuri (M CI) |
| भोर (न.प.) | 18,453 | 9,256 | 9,197 | Bhor (M CI) |
| जलोची (ज.श.) | 19,346 | 10,007 | 9,339 | Jalochi (CT) |
| बारामती (न.प.) | 54,415 | 27,643 | 26,772 | Baramati (M CI) |
| इंदापूर (न.प.) | 25,515 | 13,252 | 12,263 | Indapur (M CI) |
| सातारा एकूण | 30,03,741 | 15,10,842 | 14,92,899 | Total Satara |
| ग्रामीण | 24,33,363 | 12,19,749 | 12,13,614 | Rural |
| नागरी | 5,70,378 | 2,91,093 | 2,79,285 | Urban |
| सातारा (न.प.) | 1,20,195 | 61,129 | 59,066 | Satara (MCI) |
| कारंजे तर्फ सातारा (ज.श.) | 29,140 | 14,972 | 14,168 | Karanje tarf Satara (CT) |
| महाबळेश्वर (न.प.) | 13,393 | 6,974 | 6,419 | Mahabaleshwar (M CI) |
| पाचगणी (न.प.) | 14,894 | 8,335 | 6,559 | Panchgani (M CI) |

तक्ता क्रमांक / TABLE No. 1.8- contd...

| (1) | (2) | (3) | (4) | (1) |
|------------------------------|------------------|------------------|------------------|-------------------------------|
| सोनगीरवाडी (ग्रामिण) (ज.श.) | 791 | 418 | 373 | Songirwadi (Rural) (CT) |
| वाई (न.प.) | 36,025 | 18,134 | 17,891 | Wai (M CI) |
| लोणंद (ज.श.) | 18,723 | 9,560 | 9,163 | Lonand (CT) |
| कोलकी (ज.श.) | 8,054 | 4,153 | 3,901 | Kolki (CT) |
| फलटण (न.प.) | 52,118 | 26,242 | 25,876 | Phaltan (M CI) |
| म्हसवड (न.प.) | 24,120 | 12,185 | 11,935 | Mhaswad (M CI) |
| कोरैगाव (ज.श.) | 24,690 | 12,538 | 12,152 | Koregaon (CT) |
| रहिमतपूर (न.प.) | 17,633 | 8,914 | 8,719 | Rahimatpur (M CI) |
| खेड (ज.श.) | 14,266 | 7,395 | 6,871 | Khed (CT) |
| गोडोली (ज.श.) | 22,517 | 11,585 | 10,932 | Godoli (CT) |
| कोडोली (ज.श.) | 26,106 | 13,493 | 12,613 | Kodoli (CT) |
| मेढा (ज.श.) | 4,678 | 2,323 | 2,355 | Medha (CT) |
| पाटण (ज.श.) | 13,779 | 6,962 | 6,817 | Patan (CT) |
| हजारमाची (ज.श.) | 9,317 | 4,772 | 4,545 | Hajarmachi (CT) |
| सैदापूर (ज.श.) | 13,913 | 6,986 | 6,927 | Saidapur (CT) |
| कराड (ग्रामीण) (ज.श.) | 20,476 | 10,537 | 9,939 | Karad (Rural) (CT) |
| कराड (न.प.) | 53,879 | 27,134 | 26,745 | Karad (M CI) |
| मलकापूर (न.प.) | 31,671 | 16,352 | 15,319 | Malkapur (NP) |
| सांगली एकूण | 28,22,143 | 14,35,728 | 13,86,415 | Total Sangli |
| ग्रामीण | 21,02,786 | 10,71,124 | 10,31,662 | Rural |
| नागरी | 7,19,357 | 3,64,604 | 3,54,753 | Urban |
| सांगली-मिरज कुपवाड (म.न.पा.) | 5,02,793 | 2,53,640 | 2,49,153 | Sangli-Miraj Kupwad (M Corp.) |
| माधवनपूर (ज.श.) | 11,168 | 5,680 | 5,488 | Madhavnagar (CT) |
| उरण इस्लामपूर (न.प.) | 67,391 | 34,435 | 32,956 | Uran Islampur (M CI) |
| आष्टा (न.प.) | 37,105 | 19,171 | 17,934 | Ashta (M CI) |
| विटा (न.प.) | 48,289 | 24,692 | 23,597 | Vita (M CI) |
| तासगाव (न.प.) | 37,945 | 19,460 | 18,485 | Tasgaon (M CI) |
| बुधगाव (ज.श.) | 14,666 | 7,526 | 7,140 | Budhgaon (CT) |
| सोलापूर एकूण | 43,17,756 | 22,27,852 | 20,89,904 | Total Solapur |
| ग्रामीण | 29,18,665 | 15,18,343 | 14,00,322 | Rural |
| नागरी | 13,99,091 | 7,09,509 | 6,89,582 | Urban |
| करमाळा (न.प.) | 23,199 | 11,905 | 11,294 | Karmala (M CI) |
| कुर्डूवाडी (न.प.) | 22,463 | 11,483 | 10,980 | Kurduvadi (M CI) |
| बारशी (न.प.) | 1,18,722 | 60,801 | 57,921 | Barshi (M CI) |
| सोलापूर (म.न.पा.) | 9,51,558 | 4,81,064 | 4,70,494 | Solapur (M Corp.) |
| पंढरपूर (न.प.) | 98,923 | 50,645 | 48,278 | Pandharpur (M CI) |
| नातेपुते (ज.श.) | 17,930 | 9,059 | 8,871 | Natepute (CT) |
| अकलूज (ज.श.) | 39,972 | 20,318 | 19,654 | Akluj (CT) |
| संगमनेर (ज.श.) | 6,499 | 3,358 | 3,141 | Sangramnagar (CT) |
| सांगोले (न.प.) | 34,321 | 17,720 | 16,601 | Sangole (M CI) |

तक्ता क्रमांक / TABLE No. 1.8- contd...

| (1) | (2) | (3) | (4) | (1) |
|-----------------------|------------------|------------------|------------------|-------------------------|
| मंगलवेढे (न.प.) | 21,824 | 11,109 | 10,715 | Mangalvedhe (M CI) |
| अक्कलकोट (न.प.) | 40,103 | 20,051 | 20,052 | Akkalkot (M CI) |
| मैनदर्गी (न.प.) | 12,363 | 6,217 | 6,146 | Maindargi (M CI) |
| दुधाणी (न.प.) | 11,214 | 5,779 | 5,435 | Dudhani (M CI) |
| कोल्हापूर एकूण | 38,76,001 | 19,80,658 | 18,95,343 | Total Kolhapur |
| ग्रामीण | 26,45,992 | 13,48,815 | 12,97,177 | Rural |
| नागरी | 12,30,009 | 6,31,843 | 5,98,166 | Urban |
| इचलकरंजी (न.प.) | 2,87,353 | 1,49,164 | 1,38,189 | Ichalkaranji (MCI) |
| कबनूर(ज.श.) | 38,146 | 19,946 | 18,200 | Kabnur (CT) |
| कोल्हापूर (म.न.पा.) | 5,49,236 | 2,80,366 | 2,68,870 | Kolhapur (M Corp.) |
| गांधीनगर(ज.श.) | 12,601 | 6,572 | 6,029 | Gandhinagar (CT) |
| मलकापूर (न.प.) | 5,339 | 2,699 | 2,640 | Malkapur (M CI) |
| वाडी रत्नागिरी(ज.श.) | 4,693 | 2,387 | 2,306 | Wadi Ratnagiri (CT) |
| पन्हाळा (न.प.) | 3,121 | 1,590 | 1,531 | Panhala (M CI) |
| कोरोची(ज.श.) | 20,420 | 10,699 | 9,721 | Korochi (CT) |
| हुपारी(ज.श.) | 28,953 | 14,653 | 14,300 | Hupari (CT) |
| वडगाव (न.प.) | 25,651 | 13,257 | 12,394 | Vadgaon Kasba (M CI) |
| जयसिंगपूर (न.प.) | 48,510 | 24,273 | 24,237 | Jaysingpur (M CI) |
| कुरुदवाड (न.प.) | 22,372 | 11,325 | 11,047 | Kurundvad (M CI) |
| उजालावाडी(ज.श.) | 9,075 | 4,714 | 4,361 | Ujalaiwadi (CT) |
| उचगाव (ज.श.) | 31,238 | 16,260 | 14,978 | Uchgaon (CT) |
| पाचगाव(ज.श.) | 22,353 | 11,740 | 10,613 | Pachgaon (CT) |
| मोरेवाडी(ज.श.) | 7,222 | 3,692 | 3,530 | Morewadi (CT) |
| गोकूळ शिरगाव (ज.श.) | 8,623 | 4,576 | 4,047 | Gokul Shirgaon (CT) |
| तामगाव (ज.श.) | 5,223 | 2,736 | 2,487 | Tamgaon (CT) |
| कलंबे तर्फ ठाणे(ज.श.) | 10,138 | 5,351 | 4,787 | Kalambe T. Thane (CT) |
| कागल (न.प.) | 34,106 | 17,634 | 16,472 | Kagal (M CI) |
| मुरुड (न.प.) | 11,194 | 5,753 | 5,441 | Murgud (M CI) |
| आजरा (ज.श.) | 17,257 | 8,838 | 8,419 | Ajra (CT) |
| गडिहिंगलज (न.प.) | 27,185 | 13,618 | 13,567 | Gadhinglaj (M CI) |
| औरंगाबाद एकूण | 28,86,450 | 14,94,530 | 13,91,920 | Total Aurangabad |
| ग्रामीण | 12,66,280 | 6,51,886 | 6,14,394 | Rural |
| नागरी | 16,20,170 | 8,42,644 | 7,77,526 | Urban |
| औरंगाबाद (म.न.पा.) | 11,75,116 | 6,09,206 | 5,65,910 | Aurangabad (M Corp.) |
| औरंगाबाद (छा.) | 18,051 | 9,639 | 8,412 | Aurangabad Cantt. (CB) |
| कन्नड (न.प.) | 40,759 | 21,144 | 19,615 | Kannad (M CI) |
| सिलोद (न.प.) | 58,230 | 30,074 | 28,156 | Sillod (M CI) |
| वडगाव कोल्हाटी (ज.श.) | 65,620 | 35,634 | 29,986 | Wadgaon Kolhati (CT) |
| सातारा (ज.श.) | 39,973 | 21,044 | 18,929 | Satara (CT) |

तक्ता क्रमांक / TABLE No. 1.8- contd...

| (1) | (2) | (3) | (4) | (1) |
|----------------------|------------------|-----------------|------------------|-----------------------|
| पंढरपूर (ज.श.) | 10,346 | 5,529 | 4,817 | Pandharpur (CT) |
| खुलदाबाद (न.प.) | 15,749 | 8,112 | 7,637 | Khuldabad (M CI) |
| वैजापूर (न.प.) | 41,296 | 21,243 | 20,053 | Vaijapur (M CI) |
| अनंतपूर (ज.श.) | 6,166 | 3,157 | 3,009 | Anantpur (CT) |
| हरसूल (ज.श.) | 4,979 | 2,504 | 2,475 | Harsul (CT) |
| रांजणगाव (ज.श.) | 42,877 | 23,019 | 19,858 | Ranjangaon (s) (CT) |
| वालूज बि. (ज.श.) | 20,220 | 10,592 | 9,628 | Waluj Bk. (CT) |
| गंगापूर (न.प.) | 27,745 | 14,371 | 13,374 | Gangapur (M CI) |
| चितेगाव (ज.श.) | 11,507 | 6,107 | 5,400 | Chitegaon (CT) |
| पैठण (न.प.) | 41,536 | 21,269 | 20,267 | Paithan (M CI) |
| जालना एकूण | 19,59,046 | 1011,473 | 9,47,573 | Total Jalna |
| ग्रामीण | 15,81,617 | 817,279 | 7,64,338 | Rural |
| नागरी | 3,77,429 | 194,194 | 1,83,235 | Urban |
| भोकरदन (न.प.) | 24,416 | 12,751 | 11,665 | Bhokardan (M CI) |
| जालना (न.प.) | 2,85,577 | 147,092 | 1,38,485 | Jalna (M CI) |
| अंबड (न.प.) | 31,553 | 15,950 | 15,603 | Ambad (M CI) |
| परतूर (न.प.) | 35,883 | 18,401 | 17,482 | Partur (M CI) |
| परभणी एकूण | 18,36,086 | 942,870 | 8,93,216 | Total Parbhani |
| ग्रामीण | 12,66,280 | 651,886 | 6,14,394 | Rural |
| नागरी | 5,69,806 | 290,984 | 2,78,822 | Urban |
| सैलू (न.प.) | 46,915 | 24,128 | 22,787 | Sailu (M CI) |
| जिंतूर (न.प.) | 44,291 | 22,616 | 21,675 | Jintur (M CI) |
| परभणी (न.प.) | 3,07,170 | 156,520 | 1,50,650 | Parbhani (M CI) |
| मनवत (न.प.) | 32,488 | 16,522 | 15,966 | Manwath (M CI) |
| पाथरी (न.प.) | 36,853 | 19,025 | 17,828 | Pathri (M CI) |
| सोनपेठ (न.प.) | 15,765 | 8,120 | 7,645 | Sonpeth (M CI) |
| गंगाखेड (न.प.) | 49,891 | 25,556 | 24,335 | Gangakhed (M CI) |
| पूर्णा (न.प.) | 36,433 | 18,497 | 17,936 | Purna (M CI) |
| हिंगोली एकूण | 11,77,345 | 606,294 | 5,71,051 | Total Hingoli |
| ग्रामीण | 9,98,612 | 514,430 | 4,84,182 | Rural |
| नागरी | 1,78,733 | 91,864 | 86,869 | Urban |
| हिंगोली (न.प.) | 85,103 | 43,356 | 41,747 | Hingoli (M CI) |
| कलमनूरी (न.प.) | 24,784 | 12,952 | 11,832 | Kalamnuri (M CI) |
| बसमत (न.प.) | 68,846 | 35,556 | 33,290 | Basmath (M CI) |
| बीड एकूण | 25,85,049 | 1349,106 | 12,35,943 | Total Beed |
| ग्रामीण | 20,70,751 | 1082,978 | 9,87,773 | Rural |
| नागरी | 5,14,298 | 266,128 | 2,48,170 | Urban |
| आष्टी (ज.श.) | 11,972 | 6,102 | 5,870 | Ashti (CT) |
| गेवराई (न.प.) | 33,562 | 17,263 | 16,299 | Georai (M CI) |
| मांजलेगाव (न.प.) | 49,453 | 25,539 | 23,914 | Manjlegaon (M CI) |
| बीड (ग्रामीण) (ज.श.) | 56,531 | 29,876 | 26,655 | Bid (Rural) (CT) |

तक्ता क्रमांक / TABLE No. 1.8- contd...

| (1) | (2) | (3) | (4) | (1) |
|------------------------|------------------|------------------|------------------|--------------------------|
| बीड (ज.श.) | 1,46,709 | 75,566 | 71,143 | Bid (M CI) |
| कैज (न.प.) | 30,704 | 16,208 | 14,496 | Kaij (NP) |
| धरुर (न.प.) | 20,417 | 10,573 | 9,844 | Dharur (M CI) |
| परळी (न.प.) | 90,975 | 46,975 | 44,000 | Parli (M CI) |
| आंबेजोगाई (न.प.) | 73,975 | 38,026 | 35,949 | Ambejogai (M CI) |
| नांदेड एकूण | 23,30,374 | 11,97,876 | 11,32,498 | Total Nanded |
| ग्रामीण | 23,01,920 | 11,83,395 | 11,18,525 | Rural |
| नागरी | 9,13,898 | 4,71,915 | 4,41,983 | Urban |
| गोकुंदा (ज.श.) | 11,600 | 6,039 | 5,561 | Gokunda (CT) |
| किनवट (न.प.) | 28,454 | 14,481 | 13,973 | Kinwat (M CI) |
| हदगाव (न.प.) | 27,433 | 14,066 | 13,367 | Hadgaon (M CI) |
| वाजेगाव (ज.श.) | 9,772 | 4,977 | 4,795 | Wajegaon (CT) |
| धानेगाव (ज.श.) | 9,809 | 5,049 | 4,760 | Dhanegaon (CT) |
| बलीरामपूर (ज.श.) | 11,939 | 6,177 | 5,762 | Balirampur (CT) |
| नांदेड वाघला (ज.श.) | 5,50,439 | 2,85,433 | 2,65,006 | Nanded Waghala (M Corp.) |
| मुदखेड (न.प.) | 23,517 | 12,647 | 10,870 | Mudkhed (M CI) |
| भोकर (न.प.) | 32,899 | 17,104 | 15,795 | Bhokar (M CI) |
| पेठ उमरी (न.प.) | 13,501 | 6,868 | 6,633 | Peth Umri (M CI) |
| धर्मबाद (न.प.) | 33,741 | 16,919 | 16,822 | Dharmabad (M CI) |
| कुडाळवाडी (न.प.) | 14,760 | 7,413 | 7,347 | Kundalwadi (M CI) |
| बिलोली (न.प.) | 14,923 | 7,569 | 7,354 | Biloli (M CI) |
| लोहा (न.प.) | 24,125 | 12,334 | 11,791 | Loha (M CI) |
| कंधार (न.प.) | 24,843 | 13,048 | 11,795 | Kandhar (M CI) |
| मुखेड (न.प.) | 27,650 | 14,184 | 13,466 | Mukhed (M CI) |
| देगलूर (न.प.) | 54,493 | 27,607 | 26,886 | Deglur (M CI) |
| उस्मानाबाद एकूण | 12,76,327 | 6,58,896 | 6,17,431 | Total Osmanabad |
| ग्रामीण | 12,57,766 | 6,49,224 | 6,08,542 | Rural |
| नागरी | 2,81,057 | 1,45,298 | 1,35,759 | Urban |
| परांदा (न.प.) | 18,758 | 9,665 | 9,093 | Paranda (M CI) |
| भूम (न.प.) | 18,561 | 9,672 | 8,889 | Bhum (M CI) |
| कळंब (न.प.) | 25,713 | 13,524 | 12,189 | Kalamb (M CI) |
| उस्मानाबाद (न.प.) | 1,11,825 | 57,824 | 54,001 | Osmanabad (M CI) |
| तुळजापूर (न.प.) | 34,011 | 17,580 | 16,431 | Tuljapur (M CI) |
| नलदुर्ग (न.प.) | 18,341 | 9,516 | 8,825 | Naldurg (M CI) |
| मुरुम (न.प.) | 18,371 | 9,376 | 8,995 | Murum (M CI) |
| उमरगा (न.प.) | 35,477 | 18,141 | 17,336 | Umarga (M CI) |
| लातूर एकूण | 24,54,196 | 12,73,140 | 11,81,056 | Total Latur |
| ग्रामीण | 18,29,216 | 9,49,707 | 8,79,509 | Rural |
| नागरी | 6,24,980 | 3,23,433 | 3,01,547 | Urban |

तक्ता क्रमांक / TABLE No. 1.8- contd...

| (1) | (2) | (3) | (4) | (1) |
|--------------------------|------------------|------------------|------------------|---------------------------|
| आर्वी (ज.श.) | 14,015 | 7,343 | 6,672 | Arvi (CT) |
| लातूर (न.प.) | 3,82,940 | 1,97,737 | 1,85,203 | Latur (M CI) |
| अहमदपूर (न.प.) | 43,936 | 22,796 | 21,140 | Ahmadpur (M CI) |
| औसा (न.प.) | 36,118 | 18,527 | 17,591 | Ausa (M CI) |
| निलंगा (न.प.) | 36,172 | 18,673 | 17,499 | Nilanga (M CI) |
| निदेबन (ज.श.) | 8,249 | 4,344 | 3,905 | Nideban (CT) |
| उदगीर (न.प.) | 1,03,550 | 54,013 | 49,537 | Udgir (M CI) |
| बुलढाणा एकूण | 25,86,258 | 13,37,560 | 12,48,698 | Total Buldhana |
| ग्रामीण | 20,37,398 | 10,55,242 | 9,82,156 | Rural |
| नागरी | 5,48,860 | 2,82,318 | 2,66,542 | Urban |
| नांदूरा (न.प.+ हद्दवाढ) | 44,419 | 22,848 | 21,571 | Nandura (M CI+OG) |
| जळगाव (न.प.) | 28,276 | 14,550 | 13,726 | Jalgaon (Jamod) (M CI) |
| शेगांव (न.प.) | 59,672 | 30,547 | 29,125 | Shegaon (M CI) |
| मलकापूर (न.प.) | 67,740 | 34,693 | 33,047 | Malkapur (M CI) |
| खामगाव (न.प.) | 94,191 | 48,368 | 45,823 | Khamgaon (M CI) |
| मेहकर (न.प.) | 45,248 | 23,274 | 21,974 | Mehkar (M CI) |
| चिखली (न.प.) | 57,889 | 29,977 | 27,912 | Chikhli (M CI) |
| सुंदरखेड (ज.श.) | 13,317 | 6,938 | 6,379 | Sundarkhed (CT) |
| बुलढाणा (न.प.) | 67,431 | 34,502 | 32,929 | Buldana (M CI) |
| देऊळगाव राजा (न.प.) | 30,827 | 15,954 | 14,873 | Deulgaon Raja (M CI) |
| सिंदखेड राजा (न.प.) | 16,434 | 8,553 | 7,881 | Sindkhed Raja (M CI) |
| लोणार (न.प.) | 23,416 | 12,114 | 11,302 | Lonar (M CI) |
| अकोला एकूण | 18,13,906 | 9,32,334 | 8,81,572 | Total Akola |
| ग्रामीण | 10,94,165 | 5,63,933 | 5,30,232 | Rural |
| नागरी | 7,19,741 | 3,68,401 | 3,51,340 | Urban |
| तेल्हारा (न.प.) | 20,986 | 10,759 | 10,227 | Telhara (M CI) |
| अकोट (न.प.) | 92,637 | 47,733 | 44,904 | Akot (M CI) |
| बाळापूर (न.प.) | 44,594 | 22,909 | 21,685 | Balapur (M CI) |
| उमरी प्र. अकोला (ज.श.) | 6,756 | 3,527 | 3,229 | Umari Pr. Akola (CT) |
| उमरी प्र. बाळापूर (ज.श.) | 20,262 | 10,469 | 9,793 | Umri Pragane Balapur (CT) |
| शिवर (ज.श.) | 6,047 | 3,161 | 2,886 | Shivar (CT) |
| शिवानी (ज.श.) | 13,699 | 7,022 | 6,677 | Shivani (CT) |
| मलकापूर (ज.श.) | 15,420 | 7,955 | 7,465 | Malkapur (CT) |
| खडकी बि. (ज.श.) | 12,133 | 6,284 | 5,849 | Khadki Bk (CT) |
| अकोला (म.न.पा.) | 4,25,817 | 2,17,393 | 2,08,424 | Akola (M Corp.) |
| मुर्तिजापूर (न.प.) | 40,295 | 20,309 | 19,986 | Murtijapur (M CI) |
| पातूर (न.प.) | 21,095 | 10,880 | 10,215 | Patur (M CI) |
| वाशिम एकूण | 11,97,160 | 6,20,302 | 5,76,858 | Total Washim |
| ग्रामीण | 9,85,747 | 5,11,727 | 4,74,020 | Rural |
| नागरी | 2,11,413 | 1,08,575 | 1,02,838 | Urban |

तक्ता क्रमांक / TABLE No. 1.8- contd...

| (1) | (2) | (3) | (4) | (1) |
|-------------------------|------------------|------------------|------------------|----------------------------|
| मंगळूरपिर (न.प.) | 30,983 | 15,963 | 15,020 | Mangrulpir (M CI) |
| कारंजा (न.प.) | 67,907 | 34,703 | 33,204 | Karanja (M CI) |
| वाशिम (न.प.) | 78,387 | 40,262 | 38,125 | Washim (M CI) |
| रिसोद (न.प.) | 34,136 | 17,647 | 16,489 | Risod (M CI) |
| अमरावती एकूण | 28,88,445 | 14,80,768 | 14,07,677 | Total Amravati |
| ग्रामीण | 18,51,158 | 9,50,633 | 9,00,525 | Rural |
| नागरी | 10,37,287 | 5,30,135 | 5,07,152 | Urban |
| धरणी (ज.श.) | 15,761 | 8,075 | 7,686 | Dharni (CT) |
| चिखलदरा (न.प.) | 5,158 | 2,789 | 2,369 | Chikhaldara (M CI) |
| अंजनगाव (न.प.) | 56,380 | 29,017 | 27,363 | Anjangaon (M CI) |
| अचलपूर (न.प.) | 1,12,311 | 58,108 | 54,203 | Achalpur (M CI) |
| चांदूरबझार (न.प.) | 18,759 | 9,529 | 9,230 | Chandurbazar (M CI) |
| मोर्शी (न.प.) | 37,333 | 19,031 | 18,302 | Morshi (M CI) |
| वरूड (न.प.) | 45,482 | 23,182 | 22,300 | Warud (M CI) |
| शेंदुजना (न.प.) | 21,748 | 11,227 | 10,521 | Shendurjana (M CI) |
| अमरावती (म.न.पा.) | 6,47,057 | 3,29,992 | 3,17,065 | Amravati (M Corp.) |
| दर्यापूर बोनोसा (न.प.) | 36,463 | 18,590 | 17,873 | Daryapur Banosa (M CI) |
| चांदूर रेल्वे (न.प.) | 19,776 | 9,982 | 9,794 | Chandur Railway (M CI) |
| दत्तापूर धामणगाव (न.प.) | 21,059 | 10,613 | 10,446 | Dattapur Dhamangaon (M CI) |
| यवतमाळ एकूण | 27,72,348 | 14,19,965 | 13,52,383 | Total Yavatmal |
| ग्रामीण | 21,74,195 | 11,15,148 | 10,59,047 | Rural |
| नागरी | 5,98,153 | 3,04,817 | 2,93,336 | Urban |
| यवतमाळ (न.प.) | 1,16,551 | 58,549 | 58,002 | Yavatmal (MCI) |
| उमरसरा (ज.श.) | 21,752 | 11,138 | 10,614 | Umarsara (CT) |
| नेर (न.प.) | 29,302 | 14,762 | 14,540 | Ner (M CI) |
| पिंपळगाव (ज.श.) | 8,317 | 4,205 | 4,112 | Pimpalgaon (CT) |
| यवतमाळ (ग्रा.) (ज.श.) | 14,766 | 7,571 | 7,195 | Yavatmal (R) (CT) |
| वाघापूर (ज.श.) | 12,684 | 6,510 | 6,174 | Waghapur (CT) |
| लोहारा (ज.श.) | 22,664 | 11,654 | 11,010 | Lohara (CT) |
| वडगाव रोड (ज.श.) | 40,884 | 20,923 | 19,961 | Wadgaon Road (CT) |
| देवगिरी (ज.श.) | 8,303 | 4,319 | 3,984 | Deogiri (CT) |
| दारव्हा (न.प.) | 25,791 | 13,341 | 12,450 | Darwha (M CI) |
| दिग्रस (न.प.) | 44,767 | 22,780 | 21,987 | Digras (M CI) |
| श्रीरामपूर (ज.श.) | 9,949 | 5,112 | 4,837 | Shrirampur (CT) |
| पुसद (न.प.) | 73,046 | 37,366 | 35,680 | Pusad (M CI) |
| उमरखेड (न.प.) | 47,458 | 24,268 | 23,190 | Umarkhed (M CI) |
| घाटंजी (न.प.) | 21,293 | 11,026 | 10,267 | Ghatanji (M CI) |
| पांढरकवडा (न.प.) | 31,094 | 15,681 | 15,413 | Pandharkaoda (M CI) |
| राजूर (ज.श.) | 10,692 | 5,639 | 5,053 | Rajur (CT) |
| वणी (न.प.) | 58,840 | 29,973 | 28,867 | Wani (M CI) |
| वर्धा एकूण | 13,00,774 | 6,68,385 | 6,32,389 | Total Wardha |
| ग्रामीण | 8,77,474 | 4,51,874 | 4,25,600 | Rural |
| नागरी | 4,23,300 | 2,16,511 | 2,06,789 | Urban |
| आर्वी (ज.श.) | 42,822 | 21,958 | 20,864 | Arvi (M CI) |
| सिंदी (ज.श.) | 12,858 | 6,598 | 6,260 | Sindi (M CI) |
| पिंपरी | 23,661 | 12,205 | 11,456 | Pipri (CT) |

तक्ता क्रमांक / TABLE No. 1.8- contd...

| (1) | (2) | (3) | (4) | (1) |
|----------------------|------------------|------------------|------------------|---------------------------|
| सिंदी तर्फ हिंदनगर | 20,956 | 10,823 | 10,133 | Sindi Turf Hindnagar (CT) |
| वरुड | 6,386 | 3,250 | 3,136 | Warud (CT) |
| म्हसळा | 8,883 | 4,535 | 4,348 | Masala (CT) |
| नलवाडी | 12,119 | 6,109 | 6,010 | Nalwadi (CT) |
| बोरगाव(मेघे) | 19,759 | 10,236 | 9,523 | Borgaon (Meghe) (CT) |
| सवंगी | 14,394 | 6,954 | 7,440 | Sawangi (Meghe) (CT) |
| वर्धा (ज.श.) | 1,06,444 | 53,697 | 52,747 | Wardha (M CI) |
| पूलगाव (ज.श.) | 33,925 | 17,573 | 16,352 | Pulgaon (M CI) |
| देवळी (ज.श.) | 19,288 | 9,996 | 9,292 | Deoli (M CI) |
| हिंगणघाट (ज.श.) | 1,01,805 | 52,577 | 49,228 | Hinganghat (M CI) |
| नागपूर एकूण | 46,53,570 | 23,84,975 | 22,68,595 | Total Nagpur |
| ग्रामीण | 14,74,811 | 7,58,357 | 7,16,454 | Rural |
| नागरी | 31,78,759 | 16,26,618 | 15,52,141 | Urban |
| कामटी (न.प.) | 86,793 | 43,470 | 43,323 | Kamptee (MCI) |
| टेकाडी (ज.श.) | 13,741 | 7,077 | 6,664 | Tekadi (CT) |
| कनहान(पिंपरी) (ज.श.) | 22,945 | 11,669 | 11,276 | Kanhan (Pipri) (CT) |
| कामटी (छा.) | 12,457 | 8,039 | 4,418 | Kamptee Cantt. (CB) |
| नागपूर | 24,05,665 | 12,25,405 | 11,80,260 | Nagpur (M Corp.) |
| दिगडोह (ज.श.) | 38,157 | 20,590 | 17,567 | Digdoh (CT) |
| वाडी (ज.श.) | 54,048 | 28,143 | 25,905 | Wadi (CT) |
| मोवाड (ज.श.) | 8,777 | 4,444 | 4,333 | Mowad (M CI) |
| नारखेड (ज.श.) | 21,127 | 10,807 | 10,320 | Narkhed (M CI) |
| काटोल (न.प.) | 43,267 | 22,064 | 21,203 | Katol (M CI) |
| बाम्हनी (ज.श.) | 10,341 | 5,407 | 4,934 | Bamhni (CT) |
| कलमेश्वर (न.प.) | 19,578 | 10,047 | 9,531 | Kalameshwar (M CI) |
| मोहपा (न.प.) | 6,987 | 3,520 | 3,467 | Mohpa (M CI) |
| वाघोडा (ज.श.) | 7,628 | 4,009 | 3,619 | Waghoda (CT) |
| वाळणी (ज.श.) | 9,393 | 4,939 | 4,454 | Walani (CT) |
| सिलेवाडा(ज.श.) | 7,290 | 3,867 | 3,423 | Sillewada (CT) |
| चंदकापूर(ज.श.) | 12,077 | 6,389 | 5,688 | Chandkapur (CT) |
| चिंचोळी (ज.श.) | 18,469 | 9,499 | 8,970 | Chicholi (CT) |
| सावनेर (ज.श.) | 32,498 | 16,570 | 15,928 | Savner (M CI) |
| खपा (ज.श.) | 14,659 | 7,449 | 7,210 | Khapa (M CI) |
| कान्द्री (ज.श.) | 10,624 | 5,529 | 5,095 | Kandri (CT) |
| कान्द्री (ज.श.) | 5,099 | 2,516 | 2,583 | Kandri (CT) |
| रामटेक (न.प.) | 22,310 | 11,321 | 10,989 | Ramtek (M CI) |
| मौडा (ज.श.) | 14,606 | 7,564 | 7,042 | Mouda (CT) |
| महादूला (ज.श.) | 21,481 | 11,145 | 10,336 | Mahadula (CT) |
| कोराडी (ज.श.) | 6,321 | 3,265 | 3,056 | Koradi (CT) |
| येरखेडा (ज.श.) | 15,727 | 8,002 | 7,725 | Yerkheda (CT) |
| भोकरा (ज.श.) | 8,602 | 4,556 | 4,046 | Bhokara (CT) |
| नरसाळा (ज.श.) | 17,330 | 8,854 | 8,476 | Narsala (CT) |
| हुडकेश्वर बि. (ज.श.) | 24,499 | 12,543 | 11,956 | Hudkeshwar bk. (CT) |
| बोरखेडी (ज.श.) | 13,294 | 7,008 | 6,286 | Borkhedi (CT) |
| बोरी (ज.श.) | 12,072 | 6,307 | 5,765 | Bori (CT) |
| दावलामेटी (ज.श.) | 14,545 | 7,529 | 7,016 | Davlameti (CT) |

तक्ता क्रमांक / TABLE No. 1.8- contd...

| (1) | (2) | (3) | (4) | (1) |
|-------------------------|------------------|------------------|------------------|-------------------------|
| सोनेगाव (निपाणी) (ज.श.) | 9,387 | 4,937 | 4,450 | Sonegaon (Nipani) (CT) |
| निलदोह (ज.श.) | 20,888 | 11,566 | 9,322 | Nildoh (CT) |
| वाणडोंगरी (ज.श.) | 37,667 | 20,171 | 17,496 | Wanadongri (CT) |
| वाढामण (ज.श.) | 6,148 | 3,133 | 3,015 | Waddhamana (CT) |
| नागलवाडी (ज.श.) | 2,562 | 1,345 | 1,217 | Nagalwadi (CT) |
| इसानी (ज.श.) | 4,366 | 2,257 | 2,109 | Isasani (CT) |
| टाकलघाट (ज.श.) | 11,363 | 6,210 | 5,153 | Takalghat (CT) |
| उमरेड (ज.श.) | 53,971 | 27,456 | 26,515 | Umred (M CI) |
| भंडारा एकूण | 12,00,334 | 6,05,520 | 5,94,814 | Total Bhandara |
| ग्रामीण | 9,66,503 | 4,87,484 | 4,79,019 | Rural |
| नागरी | 2,33,831 | 1,18,036 | 1,15,795 | Urban |
| चिखला (ज.श.) | 4,352 | 2,147 | 2,205 | Chikhala (CT) |
| तुमसर (न.प.) | 44,869 | 22,568 | 22,301 | Tumsar (M CI) |
| वर्ती (ज.श.) | 13,058 | 6,629 | 6,429 | Warthi (CT) |
| ठाणा (ज.श.) | 6,339 | 3,256 | 3,083 | Thana (CT) |
| शहापूर (ज.श.) | 4,459 | 2,237 | 2,222 | Shahapur (CT) |
| बेला (ज.श.) | 5,914 | 2,892 | 3,022 | Bela (CT) |
| गणेशपूर (ज.श.) | 9,192 | 4,688 | 4,504 | Ganeshpur (CT) |
| सावरी जवाहरनगर (ज.श.) | 8,770 | 4,442 | 4,328 | Sawari Jawharnagar (CT) |
| भंडारा (न.प.) | 91,845 | 46,409 | 45,436 | Bhandara (M CI) |
| साकोली (ज.श.) | 14,636 | 7,392 | 7,244 | Sakoli (CT) |
| मुरमाडी (ज.श.) | 7,576 | 3,862 | 3,714 | Murmadi (CT) |
| पौनी (न.प.) | 22,821 | 11,514 | 11,307 | Pauni (M CI) |
| गोंदिया एकूण | 13,22,507 | 6,61,554 | 6,60,953 | Total Gondiya |
| ग्रामीण | 10,96,577 | 5,47,934 | 5,48,643 | Rural |
| नागरी | 2,25,930 | 1,13,620 | 1,12,310 | Urban |
| तिरोरा (न.प.) | 25,181 | 12,739 | 12,442 | Tirora (M CI) |
| कुडवा (ज.श.) | 11,549 | 6,076 | 5,473 | Kudwa (CT) |
| कटंगी काला (ज.श.) | 6,440 | 3,232 | 3,208 | Katangi Kala (CT) |
| फूलचूर (ज.श.) | 5,480 | 2,756 | 2,724 | Fulchur (CT) |
| खामरी (ज.श.) | 6,794 | 3,387 | 3,407 | Khamari (CT) |
| गोंदिया (न.प.) | 1,32,813 | 66,500 | 66,313 | Gondiya (M CI) |
| आमगाव बि. (ज.श.) | 10,972 | 5,448 | 5,524 | Amgaon bk. (CT) |
| रायसामा (ज.श.) | 6,925 | 3,485 | 3,440 | Risama (CT) |
| आमगाव (ज.श.) | 5,197 | 2,603 | 2,594 | Amgaon kh. (CT) |
| देवरी (ज.श.) | 14,579 | 7,394 | 7,185 | Deori (CT) |
| चंद्रपूर एकूण | 42,58,553 | 21,42,535 | 21,16,018 | Total Chandrapur |
| ग्रामीण | 14,28,929 | 7,26,106 | 7,02,823 | Rural |
| नागरी | 28,29,624 | 14,16,429 | 14,13,195 | Urban |
| वरोरा (न.प.) | 46,532 | 23,424 | 23,108 | Warora (M CI) |
| ब्रम्हपुरी (न.प.) | 36,025 | 18,052 | 17,973 | Brahmapuri (M CI) |
| शिवाजीनगर (ज.श.) | 13,877 | 7,312 | 6,565 | Shivaji Nagar (CT) |
| भद्रावती (न.प.) | 60,565 | 31,451 | 29,114 | Bhadravati (M CI) |
| कोंडूमल (ज.श.) | 10,497 | 5,405 | 5,092 | Kondumal (CT) |
| दुर्गापूर (ज.श.) | 17,693 | 9,069 | 8,624 | Durgapur (CT) |

तक्ता क्रमांक / TABLE No. 1.8- contd...

| (1) | (2) | (3) | (4) | (1) |
|----------------------|------------------|-----------------|-----------------|-------------------------|
| उर्जानगर (ज.श.) | 4,748 | 2,430 | 2,318 | Urjanagar (CT) |
| ताडली (ज.श.) | 4,942 | 2,597 | 2,345 | Tadali (CT) |
| पडोली (ज.श.) | 5,275 | 2,777 | 2,498 | Padoli (CT) |
| घुगूस (ज.श.) | 32,654 | 16,980 | 15,674 | Ghugus (CT) |
| नाकोडा (ज.श.) | 5,634 | 2,947 | 2,687 | Nakoda (CT) |
| चंद्रपूर (न.प.) | 3,20,379 | 1,64,085 | 1,56,294 | Chandrapur (M CI) |
| मूळ (न.प.) | 25,449 | 12,764 | 12,685 | Mul (M CI) |
| नांदगाव पोड (ज.श.) | 3,836 | 2,012 | 1,824 | Nandgaon Pode (CT) |
| विसापूर (ज.श.) | 9,398 | 4,831 | 4,567 | Visapur (CT) |
| बल्लारपूर (न.प.) | 89,452 | 45,877 | 43,575 | Ballarpur (M CI) |
| अवलपूर (ज.श.) | 4,882 | 2,506 | 2,376 | Awalpur (CT) |
| नंदा (ज.श.) | 9,378 | 4,901 | 4,477 | Nanda (CT) |
| चांदूर (ज.श.) | 26,755 | 13,841 | 12,914 | Chandur (CT) |
| साष्टी (ज.श.) | 4,320 | 2,251 | 2,069 | Sasti (CT) |
| धोपताला (ज.श.) | 4,945 | 2,577 | 2,368 | Dhopatala (CT) |
| राजूरा (न.प.) | 29,668 | 15,337 | 14,331 | Rajura (M CI) |
| गोंडपिंपरी (न.प.) | 8,474 | 4,302 | 4,172 | Gondpipri (CT) |
| गडचिरोली एकूण | 10,72,942 | 5,41,328 | 5,31,614 | Total Gadchiroli |
| ग्रामीण | 9,54,909 | 4,81,290 | 4,73,619 | Rural |
| नागरी | 1,18,033 | 60,038 | 57,995 | Urban |
| देसाईगंज (न.प.) | 28,781 | 14,388 | 14,393 | Desaiganj (M CI) |
| कुरखेडा (ज.श.) | 7,430 | 3,798 | 3,632 | Kurkheda (CT) |
| गडचिरोली (न.प.) | 54,152 | 27,569 | 26,583 | Gadchiroli (M CI) |
| आष्टी (ज.श.) | 5,634 | 2,886 | 2,748 | Ashti (CT) |
| अहेरी (ज.श.) | 14,609 | 7,599 | 7,010 | Aheri (CT) |
| सिरोचा रेल्वे (ज.श.) | 7,427 | 3,798 | 3,629 | Sironcha Ry. (CT) |

आधार : भारतीय जनगणना, २०११

Source : Population Census of India, 2011

1. क्षेत्रफळ आणि लोकसंख्या / AREA AND POPULATION

तक्ता क्रमांक / TABLE No. 1.9

ग्रामीण व नागरी भागातील मुख्य कामगार, सिमांतिक कामगार व काम न करणारे स्त्री पुरुष /
Main workers, marginal workers and non-workers by gender in rural and urban areas
(जनगणना, २०११ / Population Census, 2011)

| अ. क्र. Sr. No | जिल्हे (2) | एकूण ग्रामीण नागरी (3) | एकूण लोकसंख्या (संस्थामधील व बेघरांची धरून) Total population (including institutional and houseless population) | | | मुख्य कामगार / Main workers | | | Total Rural Urban (3) | Districts (2) |
|-------------------|----------------|---------------------------------|---|-----------------------|----------------------------|-----------------------------|-----------------------|----------------------------|--------------------------------|--------------------|
| | | | व्यक्ती Persons (4) | पुरुष Males (5) | स्त्रिया Females (6) | व्यक्ती Persons (7) | पुरुष Males (8) | स्त्रिया Females (9) | | |
| 1 | मुंबई शहर | ए | 30,85,411 | 16,84,608 | 14,00,803 | 12,08,177 | 9,74,168 | 2,34,009 | T | Mumbai City |
| | | ग्रा | 0 | 0 | 0 | 0 | 0 | 0 | R | |
| | | ना | 30,85,411 | 16,84,608 | 14,00,803 | 12,08,177 | 9,74,168 | 2,34,009 | U | |
| 2 | मुंबई उपनगर | ए | 93,56,962 | 50,31,323 | 43,25,639 | 35,15,744 | 28,10,804 | 7,04,940 | T | Mumbai Suburban |
| | | ग्रा | 0 | 0 | 0 | 0 | 0 | 0 | R | |
| | | ना | 93,56,962 | 50,31,323 | 43,25,639 | 35,15,744 | 28,10,804 | 7,04,940 | U | |
| 3 | ठाणे | ए | 1,10,60,148 | 58,65,078 | 51,95,070 | 39,30,389 | 30,59,739 | 8,70,650 | T | Thane |
| | | ग्रा | 25,45,470 | 13,00,136 | 12,45,334 | 8,85,319 | 5,94,942 | 2,90,377 | R | |
| | | ना | 85,14,678 | 45,64,942 | 39,49,736 | 30,45,070 | 24,64,797 | 5,80,273 | U | |
| 4 | रायगड | ए | 26,34,200 | 13,44,345 | 12,89,855 | 8,60,174 | 6,42,620 | 2,17,554 | T | Raigad |
| | | ग्रा | 16,64,005 | 8,36,996 | 8,27,009 | 5,39,234 | 3,81,622 | 1,57,612 | R | |
| | | ना | 9,70,195 | 5,07,349 | 4,62,846 | 3,20,940 | 2,60,998 | 59,942 | U | |
| 5 | रत्नागिरी | ए | 16,15,069 | 7,61,121 | 8,53,948 | 5,54,423 | 3,43,732 | 2,10,691 | T | Ratnagiri |
| | | ग्रा | 13,51,346 | 6,30,213 | 7,21,133 | 4,76,836 | 2,82,209 | 1,94,627 | R | |
| | | ना | 2,63,723 | 1,30,908 | 1,32,815 | 77,587 | 61,523 | 16,064 | U | |
| 6 | सिंधुदुर्ग | ए | 8,49,651 | 4,17,332 | 4,32,319 | 2,26,701 | 1,65,067 | 61,634 | T | Sindhudurg |
| | | ग्रा | 7,42,645 | 3,63,268 | 3,79,377 | 1,94,803 | 1,39,924 | 54,879 | R | |
| | | ना | 1,07,006 | 54,064 | 52,942 | 31,898 | 25,143 | 6,755 | U | |
| 7 | नाशिक | ए | 61,07,187 | 31,57,186 | 29,50,001 | 25,24,102 | 16,41,175 | 8,82,927 | T | Nashik |
| | | ग्रा | 35,09,814 | 18,04,712 | 17,05,102 | 16,88,484 | 9,60,653 | 7,27,831 | R | |
| | | ना | 25,97,373 | 13,52,474 | 12,44,899 | 8,35,618 | 6,80,522 | 1,55,096 | U | |
| 8 | धुळे | ए | 20,50,862 | 10,54,031 | 9,96,831 | 8,25,297 | 5,25,909 | 2,99,388 | T | Dhule |
| | | ग्रा | 14,79,826 | 7,58,916 | 7,20,910 | 6,62,880 | 3,91,030 | 2,71,850 | R | |
| | | ना | 5,71,036 | 2,95,115 | 2,75,921 | 1,62,417 | 1,34,879 | 27,538 | U | |

तक्ता क्रमांक / TABLE No. 1.9- contd...

| (1) | (2) | (3) | (4) | (5) | (6) | (7) | (8) | (9) | (3) | (2) |
|-----|-----------|------|-----------|-----------|-----------|-----------|-----------|-----------|-----|------------|
| 9 | नंदुरबार | ए | 16,48,295 | 8,33,170 | 8,15,125 | 6,64,070 | 3,96,105 | 2,67,965 | T | Nandurbar |
| | | ग्रा | 13,72,821 | 6,87,671 | 6,85,150 | 5,84,986 | 3,33,204 | 2,51,782 | R | |
| | | ना | 2,75,474 | 1,45,499 | 1,29,975 | 79,084 | 62,901 | 16,183 | U | |
| 10 | जळगाव | ए | 42,29,917 | 21,97,365 | 20,32,552 | 16,44,545 | 10,83,390 | 5,61,155 | T | Jalgaon |
| | | ग्रा | 28,87,206 | 15,00,514 | 13,86,692 | 12,60,468 | 7,67,083 | 4,93,385 | R | |
| | | ना | 13,42,711 | 6,96,851 | 6,45,860 | 3,84,077 | 3,16,307 | 67,770 | U | |
| 11 | अहमदनगर | ए | 45,43,159 | 23,42,825 | 22,00,334 | 20,38,759 | 12,26,433 | 8,12,326 | T | Ahmednagar |
| | | ग्रा | 36,30,542 | 18,72,907 | 17,57,635 | 17,40,158 | 9,96,282 | 7,43,876 | R | |
| | | ना | 9,12,617 | 4,69,918 | 4,42,699 | 2,98,601 | 2,30,151 | 68,450 | U | |
| 12 | पुणे | ए | 94,29,408 | 49,24,105 | 45,05,303 | 37,53,324 | 26,61,075 | 10,92,249 | T | Pune |
| | | ग्रा | 36,78,226 | 19,03,440 | 17,74,786 | 16,76,134 | 10,45,549 | 6,30,585 | R | |
| | | ना | 57,51,182 | 30,20,665 | 27,30,517 | 20,77,190 | 16,15,526 | 4,61,664 | U | |
| 13 | सातारा | ए | 30,03,741 | 15,10,842 | 14,92,899 | 11,84,155 | 7,80,864 | 4,03,291 | T | Satara |
| | | ग्रा | 24,33,363 | 12,19,749 | 12,13,614 | 10,01,038 | 6,40,470 | 3,60,568 | R | |
| | | ना | 5,70,378 | 2,91,093 | 2,79,285 | 1,83,117 | 1,40,394 | 42,723 | U | |
| 14 | सांगली | ए | 28,22,143 | 14,35,728 | 13,86,415 | 10,74,586 | 7,48,997 | 3,25,589 | T | Sangli |
| | | ग्रा | 21,02,786 | 10,71,124 | 10,31,662 | 8,45,798 | 5,71,081 | 2,74,717 | R | |
| | | ना | 7,19,357 | 3,64,604 | 3,54,753 | 2,28,788 | 1,77,916 | 50,872 | U | |
| 15 | सोलापूर | ए | 43,17,756 | 22,27,852 | 20,89,904 | 17,62,361 | 11,48,815 | 6,13,546 | T | Solapur |
| | | ग्रा | 29,18,665 | 15,18,343 | 14,00,322 | 12,96,526 | 8,04,967 | 4,91,559 | R | |
| | | ना | 13,99,091 | 7,09,509 | 6,89,582 | 4,65,835 | 3,43,848 | 1,21,987 | U | |
| 16 | कोल्हापूर | ए | 38,76,001 | 19,80,658 | 18,95,343 | 15,07,993 | 10,49,281 | 4,58,712 | T | Kolhapur |
| | | ग्रा | 26,45,992 | 13,48,815 | 12,97,177 | 11,01,523 | 7,20,992 | 3,80,531 | R | |
| | | ना | 12,30,009 | 6,31,843 | 5,98,166 | 4,06,470 | 3,28,289 | 78,181 | U | |
| 17 | औरंगाबाद | ए | 37,01,282 | 19,24,469 | 17,76,813 | 14,45,617 | 9,57,618 | 4,87,999 | T | Aurangabad |
| | | ग्रा | 20,81,112 | 10,81,825 | 9,99,287 | 9,62,485 | 5,63,199 | 3,99,286 | R | |
| | | ना | 16,20,170 | 8,42,644 | 7,77,526 | 4,83,132 | 3,94,419 | 88,713 | U | |
| 18 | जालना | ए | 19,59,046 | 10,11,473 | 9,47,573 | 8,43,975 | 5,08,046 | 3,35,929 | T | Jalna |
| | | ग्रा | 15,81,617 | 8,17,279 | 7,64,338 | 7,35,489 | 4,20,990 | 3,14,499 | R | |
| | | ना | 3,77,429 | 1,94,194 | 1,83,235 | 1,08,486 | 87,056 | 21,430 | U | |

तक्ता क्रमांक / TABLE No. 1.9- contd...

| (1) | (2) | (3) | (4) | (5) | (6) | (7) | (8) | (9) | (3) | (2) |
|-----|------------|------|-----------|-----------|-----------|-----------|----------|----------|-----|-----------|
| 19 | परभणी | ए | 18,36,086 | 9,42,870 | 8,93,216 | 7,56,817 | 4,73,578 | 2,83,239 | T | Parbhani |
| | | ग्रा | 12,66,280 | 6,51,886 | 6,14,394 | 5,98,296 | 3,45,944 | 2,52,352 | R | |
| | | ना | 5,69,806 | 2,90,984 | 2,78,822 | 1,58,521 | 1,27,634 | 30,887 | U | |
| 20 | हिंगोली | ए | 11,77,345 | 6,06,294 | 5,71,051 | 5,13,496 | 3,07,713 | 2,05,783 | T | Hingoli |
| | | ग्रा | 9,98,612 | 5,14,430 | 4,84,182 | 4,63,701 | 2,66,999 | 1,96,702 | R | |
| | | ना | 1,78,733 | 91,864 | 86,869 | 49,795 | 40,714 | 9,081 | U | |
| 21 | बीड | ए | 25,85,049 | 13,49,106 | 12,35,943 | 11,53,999 | 6,83,245 | 4,70,754 | T | Beed |
| | | ग्रा | 20,70,751 | 10,82,978 | 9,87,773 | 10,04,515 | 5,65,650 | 4,38,865 | R | |
| | | ना | 5,14,298 | 2,66,128 | 2,48,170 | 1,49,484 | 1,17,595 | 31,889 | U | |
| 22 | नांदेड | ए | 33,61,292 | 17,30,075 | 16,31,217 | 13,17,751 | 8,50,621 | 4,67,130 | T | Nanded |
| | | ग्रा | 24,47,394 | 12,58,160 | 11,89,234 | 10,61,792 | 6,43,885 | 4,17,907 | R | |
| | | ना | 9,13,898 | 4,71,915 | 4,41,983 | 2,55,959 | 2,06,736 | 49,223 | U | |
| 23 | उस्मानाबाद | ए | 16,57,576 | 8,61,535 | 7,96,041 | 7,02,436 | 4,42,218 | 2,60,218 | T | Osmanabad |
| | | ग्रा | 13,76,519 | 7,16,237 | 6,60,282 | 6,23,486 | 3,79,866 | 2,43,620 | R | |
| | | ना | 2,81,057 | 1,45,298 | 1,35,759 | 78,950 | 62,352 | 16,598 | U | |
| 24 | लातूर | ए | 24,54,196 | 12,73,140 | 11,81,056 | 9,64,702 | 6,33,971 | 3,30,731 | T | Latur |
| | | ग्रा | 18,29,216 | 9,49,707 | 8,79,509 | 7,94,795 | 4,94,506 | 3,00,289 | R | |
| | | ना | 6,24,980 | 3,23,433 | 3,01,547 | 169,907 | 1,39,465 | 30,442 | U | |
| 25 | बुलढाणा | ए | 25,86,258 | 13,37,560 | 12,48,698 | 11,07,866 | 6,82,862 | 4,25,004 | T | Buldhana |
| | | ग्रा | 20,37,398 | 10,55,242 | 9,82,156 | 9,45,137 | 5,52,106 | 3,93,031 | R | |
| | | ना | 5,48,860 | 2,82,318 | 2,66,542 | 1,62,729 | 1,30,756 | 31,973 | U | |
| 26 | अकोला | ए | 18,13,906 | 9,32,334 | 8,81,572 | 6,91,551 | 4,81,085 | 2,10,466 | T | Akola |
| | | ग्रा | 10,94,165 | 5,63,933 | 5,30,232 | 4,69,517 | 2,99,554 | 1,69,963 | R | |
| | | ना | 7,19,741 | 3,68,401 | 3,51,340 | 2,22,034 | 1,81,531 | 40,503 | U | |
| 27 | वाशिम | ए | 11,97,160 | 6,20,302 | 5,76,858 | 5,02,523 | 3,09,156 | 1,93,367 | T | Washim |
| | | ग्रा | 9,85,747 | 5,11,727 | 4,74,020 | 4,40,589 | 2,58,773 | 1,81,816 | R | |
| | | ना | 2,11,413 | 1,08,575 | 1,02,838 | 61,934 | 50,383 | 11,551 | U | |
| 28 | अमरावती | ए | 28,88,445 | 14,80,768 | 14,07,677 | 10,61,334 | 7,53,960 | 3,07,374 | T | Amravati |
| | | ग्रा | 18,51,158 | 9,50,633 | 9,00,525 | 7,54,483 | 4,99,510 | 2,54,973 | R | |
| | | ना | 10,37,287 | 5,30,135 | 5,07,152 | 3,06,851 | 2,54,450 | 52,401 | U | |

तक्ता क्रमांक / TABLE No. 1.9- contd...

| (1) | (2) | (3) | (4) | (5) | (6) | (7) | (8) | (9) | (3) | (2) |
|---------------------|----------|--------------|-------------|-------------|--------------|-------------|-------------|----------|----------------------|------------|
| 29 | यवतमाळ | ए | 27,72,348 | 14,19,965 | 13,52,383 | 11,96,248 | 7,44,391 | 4,51,857 | T | Yavatmal |
| | | ग्रा | 21,74,195 | 11,15,148 | 10,59,047 | 10,11,555 | 5,96,850 | 4,14,705 | R | |
| | | ना | 5,98,153 | 3,04,817 | 2,93,336 | 1,84,693 | 1,47,541 | 37,152 | U | |
| 30 | वर्धा | ए | 13,00,774 | 6,68,385 | 6,32,389 | 5,30,298 | 3,58,328 | 1,71,970 | T | Wardha |
| | | ग्रा | 8,77,474 | 4,51,874 | 4,25,600 | 3,99,918 | 2,53,660 | 1,46,258 | R | |
| | | ना | 4,23,300 | 2,16,511 | 2,06,789 | 1,30,380 | 1,04,668 | 25,712 | U | |
| 31 | नागपूर | ए | 46,53,570 | 23,84,975 | 22,68,595 | 16,54,680 | 12,24,036 | 4,30,644 | T | Nagpur |
| | | ग्रा | 14,74,811 | 7,58,357 | 7,16,454 | 6,32,303 | 4,05,098 | 2,27,205 | R | |
| | | ना | 31,78,759 | 16,26,618 | 15,52,141 | 10,22,377 | 8,18,938 | 2,03,439 | U | |
| 32 | भंडारा | ए | 12,00,334 | 6,05,520 | 5,94,814 | 4,13,511 | 2,62,520 | 1,50,991 | T | Bhandara |
| | | ग्रा | 9,66,503 | 4,87,484 | 4,79,019 | 3,48,017 | 2,12,761 | 1,35,256 | R | |
| | | ना | 2,33,831 | 1,18,036 | 1,15,795 | 65,494 | 49,759 | 15,735 | U | |
| 33 | गोंदिया | ए | 13,22,507 | 6,61,554 | 6,60,953 | 4,34,991 | 2,82,172 | 1,52,819 | T | Gondiya |
| | | ग्रा | 10,96,577 | 5,47,934 | 5,48,643 | 3,68,016 | 2,30,955 | 1,37,061 | R | |
| | | ना | 2,25,930 | 1,13,620 | 1,12,310 | 66,975 | 51,217 | 15,758 | U | |
| 34 | चंद्रपूर | ए | 22,04,307 | 11,23,834 | 10,80,473 | 8,04,055 | 5,36,732 | 2,67,323 | T | Chandrapur |
| | | ग्रा | 14,28,929 | 7,26,106 | 7,02,823 | 5,81,214 | 3,54,038 | 2,27,176 | R | |
| | | ना | 7,75,378 | 3,97,728 | 3,77,650 | 2,22,841 | 1,82,694 | 40,147 | U | |
| 35 | गडचिरोली | ए | 10,72,942 | 5,41,328 | 5,31,614 | 3,92,803 | 2,39,909 | 1,52,894 | T | Gadchiroli |
| | | ग्रा | 9,54,909 | 4,81,290 | 4,73,619 | 3,58,251 | 2,13,638 | 1,44,613 | R | |
| | | ना | 1,18,033 | 60,038 | 57,995 | 34,552 | 26,271 | 8,281 | U | |
| महाराष्ट्र राज्य | ए | 11,23,74,333 | 5,82,43,056 | 5,41,31,277 | 4,37,63,4539 | 2,99,90,335 | 1,37,73,118 | T | Maharashtra State | |
| | ग्रा | 6,15,56,074 | 3,15,39,034 | 3,00,17,040 | 2,65,07,746 | 1,61,87,990 | 1,03,19,756 | R | | |
| | ना | 5,08,18,259 | 2,67,04,022 | 2,41,14,237 | 1,72,55,707 | 1,38,02,345 | 34,53,362 | U | | |

तक्ता क्रमांक / TABLE No. 1.9- contd...

| अ. क्र. Sr. No | जिल्हे (2) | एकूण ग्रामीण नागरी (3) | सीमांतिक कामगार / Marginal Workers | | | काम न करणारे / Non- Workers | | | Total Rural Urban (3) | Districts (2) |
|-------------------|----------------|---------------------------------|------------------------------------|-----------------------|----------------------------|-----------------------------|-----------------------|----------------------------|--------------------------------|--------------------|
| | | | व्यक्ती Persons (4) | पुरुष Males (5) | स्त्रिया Females (6) | व्यक्ती Persons (7) | पुरुष Males (8) | स्त्रिया Females (9) | | |
| | | | | | | | | | | |
| 1 | मुंबई शहर | ए | 75,062 | 45,501 | 29,561 | 18,01,015 | 6,63,599 | 11,37,416 | T | Mumbai City |
| | | ग्रा | 0 | 0 | 0 | 0 | 0 | 0 | R | |
| | | ना | 75,062 | 45,501 | 29,561 | 18,01,015 | 6,63,599 | 11,37,416 | U | |
| 2 | मुंबई उपनगर | ए | 2,19,099 | 1,32,841 | 86,258 | 56,21,941 | 20,87,001 | 35,34,940 | T | Mumbai Suburban |
| | | ग्रा | 0 | 0 | 0 | 0 | 0 | 0 | R | |
| | | ना | 2,19,099 | 1,32,841 | 86,258 | 56,21,941 | 20,87,001 | 35,34,940 | U | |
| 3 | ठाणे | ए | 5,62,256 | 3,03,620 | 2,58,636 | 65,67,381 | 25,01,955 | 40,65,426 | T | Thane |
| | | ग्रा | 2,84,276 | 1,34,303 | 1,49,973 | 13,75,741 | 5,70,718 | 8,05,023 | R | |
| | | ना | 2,77,980 | 1,69,317 | 1,08,663 | 51,91,640 | 19,31,237 | 32,60,403 | U | |
| 4 | रायगड | ए | 2,14,144 | 1,12,188 | 1,01,956 | 15,61,231 | 5,90,502 | 9,70,729 | T | Raigad |
| | | ग्रा | 1,75,278 | 88,859 | 86,419 | 9,49,449 | 3,66,499 | 5,82,950 | R | |
| | | ना | 38,866 | 23,329 | 15,537 | 6,11,782 | 2,24,003 | 3,87,779 | U | |
| 5 | रत्नागिरी | ए | 1,59,103 | 62,919 | 96,184 | 9,00,993 | 3,54,113 | 5,46,880 | T | Ratnagiri |
| | | ग्रा | 1,50,942 | 57,987 | 92,955 | 7,23,120 | 2,89,780 | 4,33,340 | R | |
| | | ना | 8,161 | 4,932 | 3,229 | 1,77,873 | 64,333 | 1,13,540 | U | |
| 6 | सिंधुदुर्ग | ए | 1,20,640 | 64,936 | 55,704 | 5,02,473 | 1,87,656 | 3,14,817 | T | Sindhudurg |
| | | ग्रा | 1,14,417 | 60,646 | 53,771 | 4,33,682 | 1,62,925 | 2,70,757 | R | |
| | | ना | 6,223 | 4,290 | 1,933 | 68,791 | 24,731 | 44,060 | U | |
| 7 | नाशिक | ए | 2,40,305 | 1,06,405 | 1,33,900 | 33,43,859 | 14,10,900 | 19,32,959 | T | Nashik |
| | | ग्रा | 1,73,273 | 64,816 | 1,08,457 | 16,48,456 | 7,79,697 | 8,68,759 | R | |
| | | ना | 67,032 | 41,589 | 25,443 | 16,95,403 | 6,31,203 | 10,64,200 | U | |
| 8 | धुळे | ए | 1,10,495 | 44,181 | 66,314 | 11,14,492 | 4,83,583 | 6,30,909 | T | Dhule |
| | | ग्रा | 95,009 | 34,445 | 60,564 | 7,21,740 | 3,33,447 | 3,88,293 | R | |
| | | ना | 15,486 | 9,736 | 5,750 | 3,92,752 | 1,50,136 | 2,42,616 | U | |

तक्ता क्रमांक / TABLE No. 1.9- contd...

| (1) | (2) | (3) | (4) | (5) | (6) | (7) | (8) | (9) | (3) | (2) |
|-----|-----------|------|----------|----------|----------|-----------|-----------|-----------|-----|------------|
| 9 | नंदुरबार | ए | 1,27,872 | 46,970 | 80,902 | 8,56,230 | 3,90,272 | 4,65,958 | T | Nandurbar |
| | | ग्रा | 1,16,578 | 40,425 | 76,153 | 6,71,257 | 3,14,042 | 3,57,215 | R | |
| | | ना | 11,294 | 6,545 | 4,749 | 1,84,973 | 76,230 | 1,08,743 | U | |
| 10 | जळगाव | ए | 2,19,616 | 1,03,536 | 1,16,080 | 23,66,346 | 10,10,893 | 13,55,453 | T | Jalgaon |
| | | ग्रा | 1,67,881 | 70,667 | 97,214 | 14,59,515 | 6,63,355 | 7,96,160 | R | |
| | | ना | 51,735 | 32,869 | 18,866 | 9,06,831 | 3,47,538 | 5,59,293 | U | |
| 11 | अहमदनगर | ए | 1,65,135 | 72,995 | 92,140 | 23,38,569 | 10,42,516 | 12,96,053 | T | Ahmednagar |
| | | ग्रा | 1,35,741 | 56,256 | 79,485 | 17,54,724 | 8,20,344 | 9,34,380 | R | |
| | | ना | 29,394 | 16,739 | 12,655 | 5,83,845 | 2,22,172 | 3,61,673 | U | |
| 12 | पुणे | ए | 2,97,772 | 1,50,984 | 1,46,788 | 53,80,415 | 21,14,289 | 32,66,126 | T | Pune |
| | | ग्रा | 1,51,817 | 63,648 | 88,169 | 18,49,639 | 7,93,723 | 10,55,916 | R | |
| | | ना | 1,45,955 | 87,336 | 58,619 | 35,30,776 | 13,20,566 | 22,10,210 | U | |
| 13 | सातारा | ए | 1,70,540 | 63,997 | 1,06,543 | 16,48,794 | 6,66,037 | 9,82,757 | T | Satara |
| | | ग्रा | 1,53,362 | 54,808 | 98,554 | 12,78,662 | 5,24,376 | 7,54,286 | R | |
| | | ना | 17,178 | 9,189 | 7,989 | 3,70,132 | 1,41,661 | 2,28,471 | U | |
| 14 | सांगली | ए | 1,40,156 | 50,963 | 89,193 | 16,07,039 | 6,35,514 | 9,71,525 | T | Sangli |
| | | ग्रा | 1,18,161 | 38,319 | 79,842 | 11,38,795 | 4,61,932 | 6,76,863 | R | |
| | | ना | 21,995 | 12,644 | 9,351 | 4,68,244 | 1,73,582 | 2,94,662 | U | |
| 15 | सोलापूर | ए | 1,35,220 | 57,996 | 77,224 | 24,19,361 | 10,20,919 | 13,98,442 | T | Solapur |
| | | ग्रा | 97,803 | 36,075 | 61,728 | 15,23,542 | 6,76,900 | 8,46,642 | R | |
| | | ना | 37,417 | 21,921 | 15,496 | 8,95,819 | 3,44,019 | 5,51,800 | U | |
| 16 | कोल्हापूर | ए | 1,95,491 | 75,132 | 1,20,359 | 21,71,947 | 8,55,454 | 13,16,493 | T | Kolhapur |
| | | ग्रा | 1,65,279 | 57,737 | 1,07,542 | 13,78,735 | 5,69,556 | 8,09,179 | R | |
| | | ना | 30,212 | 17,395 | 12,817 | 7,93,212 | 2,85,898 | 5,07,314 | U | |
| 17 | औरंगाबाद | ए | 1,28,443 | 57,349 | 71,094 | 21,26,203 | 9,08,605 | 12,17,598 | T | Aurangabad |
| | | ग्रा | 81,883 | 30,389 | 51,494 | 10,36,428 | 4,88,181 | 5,48,247 | R | |
| | | ना | 46,560 | 26,960 | 19,600 | 10,89,775 | 4,20,424 | 6,69,351 | U | |
| 18 | जालना | ए | 86,394 | 36,732 | 49,662 | 10,28,160 | 4,66,443 | 5,61,717 | T | Jalna |
| | | ग्रा | 69,685 | 26,537 | 43,148 | 7,76,313 | 3,69,723 | 4,06,590 | R | |
| | | ना | 16,709 | 10,195 | 6,514 | 2,51,847 | 96,720 | 1,55,127 | U | |

तक्ता क्रमांक / TABLE No. 1.9- contd...

| (1) | (2) | (3) | (4) | (5) | (6) | (7) | (8) | (9) | (3) | (2) |
|-----|------------|------|----------|--------|---------|-----------|----------|-----------|-----|-----------|
| 19 | परभणी | ए | 66,380 | 28,176 | 38,204 | 10,13,289 | 4,41,448 | 5,71,841 | T | Parbhani |
| | | ग्रा | 45,841 | 15,727 | 30,114 | 6,22,143 | 2,90,215 | 3,31,928 | R | |
| | | ना | 20,539 | 12,449 | 8,090 | 3,91,146 | 1,51,233 | 2,39,913 | U | |
| 20 | हिंगोली | ए | 54,811 | 22,571 | 32,240 | 6,08,163 | 2,75,391 | 3,32,772 | T | Hingoli |
| | | ग्रा | 48,889 | 18,541 | 30,348 | 4,86,022 | 2,28,890 | 2,57,132 | R | |
| | | ना | 5,922 | 4,030 | 1,892 | 1,22,141 | 46,501 | 75,640 | U | |
| 21 | बीड | ए | 1,00,840 | 43,286 | 57,554 | 13,29,501 | 6,21,287 | 7,08,214 | T | Beed |
| | | ग्रा | 81,661 | 31,267 | 50,394 | 9,84,362 | 4,85,589 | 4,98,773 | R | |
| | | ना | 19,179 | 12,019 | 7,160 | 3,45,139 | 1,35,698 | 2,09,441 | U | |
| 22 | नांदेड | ए | 1,76,162 | 74,739 | 101,423 | 18,67,339 | 8,04,843 | 10,62,496 | T | Nanded |
| | | ग्रा | 1,38,585 | 50,911 | 87,674 | 12,46,670 | 5,63,026 | 6,83,644 | R | |
| | | ना | 37,577 | 23,828 | 13,749 | 6,20,669 | 2,41,817 | 3,78,852 | U | |
| 23 | उस्मानाबाद | ए | 72,022 | 32,138 | 39,884 | 8,83,660 | 3,87,740 | 4,95,920 | T | Osmanabad |
| | | ग्रा | 60,242 | 24,702 | 35,540 | 6,93,131 | 3,11,772 | 3,81,359 | R | |
| | | ना | 11,780 | 7,436 | 4,344 | 1,90,529 | 75,968 | 1,14,561 | U | |
| 24 | लातूर | ए | 82,680 | 36,697 | 45,983 | 14,07,339 | 6,03,122 | 8,04,217 | T | Latur |
| | | ग्रा | 62,810 | 23,308 | 39,502 | 9,71,849 | 4,32,259 | 5,39,590 | R | |
| | | ना | 19,870 | 13,389 | 6,481 | 4,35,490 | 1,70,863 | 2,64,627 | U | |
| 25 | बुलढाणा | ए | 1,12,099 | 51,386 | 60,713 | 13,66,617 | 6,03,536 | 7,63,081 | T | Buldhana |
| | | ग्रा | 93,460 | 38,715 | 54,745 | 9,98,801 | 4,64,421 | 5,34,380 | R | |
| | | ना | 18,639 | 12,671 | 5,968 | 3,67,816 | 1,39,115 | 2,28,701 | U | |
| 26 | अकोला | ए | 77,129 | 39,449 | 37,680 | 10,45,752 | 4,11,972 | 6,33,780 | T | Akola |
| | | ग्रा | 59,837 | 27,120 | 32,717 | 5,64,811 | 2,37,259 | 3,27,552 | R | |
| | | ना | 17,292 | 12,329 | 4,963 | 4,80,941 | 1,74,713 | 3,06,228 | U | |
| 27 | वाशिम | ए | 67,037 | 31,111 | 35,926 | 6,27,368 | 2,79,949 | 3,47,419 | T | Washim |
| | | ग्रा | 59,983 | 26,416 | 33,567 | 4,85,175 | 2,26,538 | 2,58,637 | R | |
| | | ना | 7,054 | 4,695 | 2,359 | 1,42,193 | 53,411 | 88,782 | U | |
| 28 | अमरावती | ए | 1,74,778 | 83,895 | 90,883 | 16,52,123 | 6,43,191 | 10,08,932 | T | Amravati |
| | | ग्रा | 1,37,618 | 58,707 | 78,911 | 9,59,057 | 3,92,416 | 5,66,641 | R | |
| | | ना | 37,160 | 25,188 | 11,972 | 6,93,066 | 2,50,775 | 4,42,291 | U | |

तक्ता क्रमांक / TABLE No. 1.9- contd...

| (1) | (2) | (3) | (4) | (5) | (6) | (7) | (8) | (9) | (3) | (2) |
|-----|-------------------|-------------|------------------|------------------|------------------|--------------------|--------------------|--------------------|----------|--------------------|
| 29 | यवतमाळ | ए | 1,60,899 | 71,773 | 89,126 | 14,16,349 | 6,04,490 | 8,11,859 | T | Yavatmal |
| | | ग्रा | 1,41,767 | 59,307 | 82,460 | 10,20,873 | 4,58,991 | 5,61,882 | R | |
| | | ना | 19,132 | 12,466 | 6,666 | 3,95,476 | 1,45,499 | 2,49,977 | U | |
| 30 | वर्धा | ए | 78,612 | 34,464 | 44,148 | 6,92,539 | 2,76,069 | 4,16,470 | T | Wardha |
| | | ग्रा | 60,974 | 23,806 | 37,168 | 4,16,696 | 1,74,791 | 2,41,905 | R | |
| | | ना | 17,638 | 10,658 | 6,980 | 2,75,843 | 1,01,278 | 1,74,565 | U | |
| 31 | नागपूर | ए | 2,13,782 | 1,10,163 | 1,03,619 | 27,85,010 | 10,50,764 | 17,34,246 | T | Nagpur |
| | | ग्रा | 1,15,669 | 51,033 | 64,636 | 7,26,812 | 3,02,334 | 4,24,478 | R | |
| | | ना | 98,113 | 59,130 | 38,983 | 20,58,198 | 7,48,430 | 13,09,768 | U | |
| 32 | भंडारा | ए | 1,83,467 | 81,837 | 1,01,630 | 6,03,029 | 2,60,466 | 3,42,563 | T | Bhandara |
| | | ग्रा | 1,67,629 | 73,214 | 94,415 | 4,50,416 | 2,01,161 | 2,49,255 | R | |
| | | ना | 15,838 | 8,623 | 7,215 | 1,52,613 | 59,305 | 93,308 | U | |
| 33 | गोंदिया | ए | 2,31,457 | 1,01,441 | 1,30,016 | 6,57,088 | 2,78,403 | 3,78,685 | T | Gondiya |
| | | ग्रा | 2,16,553 | 92,734 | 1,23,819 | 5,12,308 | 2,24,347 | 2,87,961 | R | |
| | | ना | 14,904 | 8,707 | 6,197 | 1,44,780 | 54,056 | 90,724 | U | |
| 34 | चंद्रपूर | ए | 2,53,739 | 1,11,813 | 1,41,926 | 11,46,135 | 4,75,269 | 6,70,866 | T | Chandrapur |
| | | ग्रा | 2,16,239 | 89,177 | 1,27,062 | 6,31,480 | 2,83,066 | 3,48,414 | R | |
| | | ना | 37,500 | 22,636 | 14,864 | 5,14,655 | 1,92,203 | 3,22,452 | U | |
| 35 | गडचिरोली | ए | 1,91,351 | 83,377 | 1,07,974 | 4,88,705 | 2,17,990 | 2,70,715 | T | Gadchiroli |
| | | ग्रा | 1,81,663 | 77,772 | 1,03,891 | 4,14,799 | 1,89,690 | 2,25,109 | R | |
| | | ना | 9,688 | 5,605 | 4,083 | 73,906 | 28,300 | 45,606 | U | |
| | महाराष्ट्र | ए | 56,64,988 | 26,27,561 | 30,37,427 | 6,29,46,455 | 2,56,26,181 | 3,73,20,274 | T | Maharashtra |
| | राज्य | ग्रा | 41,40,805 | 16,98,374 | 24,42,431 | 3,09,05,203 | 1,36,51,963 | 1,72,53,240 | R | State |
| | | ना | 15,24,183 | 929187 | 5,94,996 | 3,20,41,252 | 1,19,74,218 | 2,00,67,034 | U | |

आधार : भारतीय जनगणना, २०११

Source : Population Census of India, 2011

1. क्षेत्रफळ आणि लोकसंख्या / AREA AND POPULATION

तक्ता क्रमांक / TABLE No. 1.10

मुख्य कामगारांची औद्योगिक प्रकारानुसार वर्गवारी / Classification of main workers by industrial categories
(जनगणना, २०११ / Population Census, 2011)

| अ.क्र. Sr.No. | जिल्हे (2) | शेतकरी / Cultivators | | | शेतमजूर / Agricultural labourers | | | पशुसंवर्धन, जंगल काम, मच्छीमारी, शिकार, मळे, फळभाज्या आणि अनुषंगिक व्यवसाय / Livestock, forestry, fishing, hunting and plantations orchards and allied activities | | | खाणकाम व दगडकाम / Mining and Quarrying | | | Districts (2) |
|------------------|----------------|-------------------------|----------------|---------------------|-------------------------------------|----------------|---------------------|--|----------------|---------------------|---|----------------|---------------------|------------------|
| | | एकूण Total | पुरुष Males | स्त्रिया Females | एकूण Total | पुरुष Males | स्त्रिया Females | एकूण Total | पुरुष Males | स्त्रिया Females | एकूण Total | पुरुष Males | स्त्रिया Females | |
| (1) | (2) | (3) | (4) | (5) | (6) | (7) | (8) | (9) | (10) | (11) | (12) | (13) | (14) | (2) |
| 1 | मुंबई शहर | 3,907 | 2,700 | 1,207 | 5,086 | 4,027 | 1,059 | 2,859 | 2,112 | 747 | 548 | 482 | 66 | Mumbai City |
| 2 | मुंबई उपनगर | 10,396 | 6,730 | 3,666 | 17,621 | 13,511 | 4,110 | 8,196 | 7,000 | 1,196 | 3,249 | 2,905 | 344 | Mumbai Suburban |
| 3 | ठाणे | 2,72,871 | 1,69,437 | 1,03,434 | 2,73,218 | 1,53,460 | 1,19,758 | 30,609 | 26,951 | 3,658 | 11,330 | 10,245 | 1,085 | Thane |
| 4 | रायगड | 1,66,000 | 1,04,617 | 61,383 | 1,15,250 | 64,838 | 50,412 | 18,672 | 16,539 | 2,133 | 4,883 | 4,201 | 682 | Raigad |
| 5 | रत्नागिरी | 2,32,413 | 1,16,553 | 1,15,860 | 97,146 | 48,365 | 48,781 | 16,438 | 15,626 | 812 | 2,974 | 2,016 | 958 | Ratnagiri |
| 6 | सिंधुदुर्ग | 82,966 | 55,940 | 27,026 | 36,543 | 24,653 | 11,890 | 7,614 | 6,996 | 618 | 2,348 | 1,862 | 486 | Sindhudurg |
| 7 | नाशिक | 9,00,810 | 5,27,133 | 3,73,677 | 6,44,052 | 3,17,542 | 3,26,510 | 11,282 | 8,559 | 2,723 | 1,829 | 1,325 | 504 | Nashik |
| 8 | धुळे | 2,20,641 | 1,48,256 | 72,385 | 3,65,828 | 1,85,067 | 1,80,761 | 4,292 | 3,188 | 1,104 | 498 | 408 | 90 | Dhule |
| 9 | नंदुरबार | 1,92,433 | 1,27,705 | 64,728 | 3,50,630 | 1,75,727 | 1,74,903 | 2,640 | 1,958 | 682 | 460 | 369 | 91 | Nandurbar |
| 10 | जळगाव | 3,58,786 | 2,43,593 | 1,15,193 | 8,08,872 | 4,43,822 | 3,65,050 | 6,208 | 5,042 | 1,166 | 566 | 401 | 165 | Jalgaon |
| 11 | अहमदनगर | 9,68,974 | 5,49,538 | 4,19,436 | 5,01,873 | 2,43,329 | 2,58,544 | 13,989 | 8,953 | 5,036 | 1,356 | 964 | 392 | Ahmednagar |
| 12 | पुणे | 8,32,261 | 4,82,112 | 3,50,149 | 3,66,010 | 1,80,005 | 1,86,005 | 18,845 | 13,219 | 5,626 | 5,411 | 4,205 | 1,206 | Pune |
| 13 | सातारा | 5,21,786 | 3,40,240 | 1,81,546 | 2,43,687 | 1,15,586 | 1,28,101 | 12,258 | 7,488 | 4,770 | 1,316 | 1,000 | 316 | Satara |
| 14 | सांगली | 4,32,058 | 3,16,511 | 1,15,547 | 2,45,826 | 1,28,480 | 1,17,346 | 10,226 | 4,154 | 6,072 | 522 | 350 | 172 | Sangli |

तक्ता क्रमांक / TABLE No. 1.10- contd...

| (1) | (2) | (3) | (4) | (5) | (6) | (7) | (8) | (9) | (10) | (11) | (12) | (13) | (14) | (2) |
|-----|-------------------------|--------------------|------------------|------------------|--------------------|------------------|------------------|-----------------|-----------------|---------------|-----------------|---------------|---------------|--------------------------|
| 15 | सोलापूर | 6,07,657 | 4,00,723 | 2,06,934 | 5,08,141 | 2,61,052 | 2,47,089 | 9,447 | 6,484 | 2,963 | 1,020 | 782 | 238 | Solapur |
| 16 | कोल्हापूर | 5,94,056 | 3,73,932 | 2,20,124 | 2,07,790 | 1,06,326 | 1,01,464 | 14,397 | 6,830 | 7,567 | 2,336 | 1,808 | 528 | Kolhapur |
| 17 | औरंगाबाद | 5,25,657 | 3,13,782 | 2,11,875 | 3,51,679 | 1,76,578 | 1,75,101 | 5,031 | 4,120 | 911 | 977 | 752 | 225 | Aurangabad |
| 18 | जालना | 3,98,646 | 2,34,548 | 1,64,098 | 2,61,713 | 1,28,920 | 1,32,793 | 3,436 | 2,734 | 702 | 838 | 536 | 302 | Jalna |
| 19 | परभणी | 2,81,771 | 1,72,500 | 1,09,271 | 2,88,438 | 1,48,417 | 1,40,021 | 2,764 | 2,442 | 322 | 795 | 519 | 276 | Parbhani |
| 20 | हिंगोली | 2,27,284 | 1,34,861 | 92,423 | 1,98,494 | 1,02,908 | 95,586 | 904 | 813 | 91 | 977 | 577 | 400 | Hingoli |
| 21 | बीड | 5,81,109 | 3,30,449 | 2,50,660 | 3,27,830 | 1,59,120 | 1,68,710 | 4,020 | 3,164 | 856 | 1,364 | 850 | 514 | Beed |
| 22 | नांदेड | 4,16,826 | 2,71,253 | 1,45,573 | 5,39,588 | 2,89,385 | 2,50,203 | 4,715 | 4,261 | 454 | 2,207 | 1,438 | 769 | Nanded |
| 23 | उस्मानाबाद | 2,84,235 | 1,83,034 | 1,01,201 | 2,65,167 | 1,41,208 | 1,23,959 | 2,358 | 1,842 | 516 | 800 | 568 | 232 | Osmanabad |
| 24 | लातूर | 3,11,209 | 2,04,059 | 1,07,150 | 3,83,939 | 2,12,040 | 1,71,899 | 1,616 | 1,342 | 274 | 778 | 484 | 294 | Latur |
| 25 | बुलढाणा | 3,63,983 | 2,23,649 | 1,40,334 | 5,37,970 | 2,89,944 | 2,48,026 | 4,416 | 3,514 | 902 | 528 | 394 | 134 | Buldhana |
| 26 | अकोला | 1,20,136 | 89,372 | 30,764 | 3,40,583 | 2,01,264 | 1,39,319 | 2,716 | 2,425 | 291 | 317 | 253 | 64 | Akola |
| 27 | वाशिम | 1,54,583 | 98,272 | 56,311 | 2,65,060 | 1,44,017 | 1,21,043 | 1,077 | 873 | 204 | 165 | 112 | 53 | Washim |
| 28 | अमरावती | 1,81,436 | 1,44,691 | 36,745 | 5,52,820 | 3,36,746 | 2,16,074 | 6,583 | 5,563 | 1,020 | 520 | 441 | 79 | Amravati |
| 29 | यवतमाळ | 3,10,818 | 2,03,946 | 1,06,872 | 6,33,145 | 3,36,983 | 2,96,162 | 5,754 | 5,028 | 726 | 9,260 | 7,798 | 1,462 | Yavatmal |
| 30 | वर्धा | 1,24,563 | 89,599 | 34,964 | 2,33,609 | 1,26,301 | 1,07,308 | 3,030 | 2,692 | 338 | 1,106 | 890 | 216 | Wardha |
| 31 | नागपूर | 1,88,844 | 1,30,703 | 58,141 | 3,38,352 | 1,81,784 | 1,56,568 | 10,001 | 8,796 | 1,205 | 20,716 | 18,107 | 2,609 | Nagpur |
| 32 | भंडारा | 1,01,040 | 65,226 | 35,814 | 1,82,433 | 98,086 | 84,347 | 3,378 | 2,986 | 392 | 2,972 | 2,232 | 740 | Bhandara |
| 33 | गोंदिया | 1,37,183 | 89,403 | 47,780 | 1,47,366 | 83,385 | 63,981 | 3,026 | 2,722 | 304 | 968 | 626 | 342 | Gondia |
| 34 | चंद्रपूर | 1,92,568 | 1,25,517 | 67,051 | 3,03,057 | 1,58,251 | 1,44,806 | 8,448 | 7,297 | 1,151 | 27,732 | 24,848 | 2,884 | Chandrapur |
| 35 | गडचिरोली | 1,78,169 | 1,10,552 | 67,617 | 1,30,112 | 65,683 | 64,429 | 3,362 | 2,854 | 508 | 262 | 170 | 92 | Gadchiroli |
| | महाराष्ट्र राज्य | 1,14,78,075 | 71,81,136 | 42,96,939 | 1,10,68,928 | 58,46,810 | 52,22,118 | 2,64,607 | 2,06,567 | 58,040 | 1,13,928 | 94,918 | 19,010 | Maharashtra State |

तक्ता क्रमांक / TABLE NO. 1.10-contd.

| अ.क्र. | जिल्हे | वस्तुनिर्माण, प्रक्रिया, सेवा व दुरुस्ती / Manufacturing, Processing, servicing and Repairs | | | | | | वीज, वायू, वाफ आणि वातानुकूलन पुरवठा / Electricity, Gas, steam and Air conditioning Supply | | | बांधकाम / Construction | | | Districts |
|--------|-------------|--|--------|----------|--|----------|----------|--|--------|----------|---------------------------|----------|----------|-----------------|
| | | घरगुती उद्योग / Household Industry | | | इतर घरगुती उद्योग / Other than Household Industry | | | एकूण | पुरुष | स्त्रिया | एकूण | पुरुष | स्त्रिया | |
| Sr.No. | | एकूण | पुरुष | स्त्रिया | एकूण | पुरुष | स्त्रिया | एकूण | पुरुष | स्त्रिया | एकूण | पुरुष | स्त्रिया | |
| (1) | (2) | (15) | (16) | (17) | (18) | (19) | (20) | (21) | (22) | (23) | (24) | (25) | (26) | (2) |
| 1 | मुंबई शहर | 28,684 | 23,119 | 5,565 | 2,25,238 | 2,00,720 | 24,518 | 2,590 | 2,268 | 322 | 57,724 | 54,279 | 3,445 | Mumbai City |
| 2 | मुंबई उपनगर | 73,812 | 56,186 | 17,626 | 8,24,177 | 7,10,403 | 1,13,774 | 12,860 | 11,392 | 1,468 | 2,50,569 | 2,34,938 | 15,631 | Mumbai Suburban |
| 3 | ठाणे | 66,525 | 46,092 | 20,433 | 10,01,486 | 8,75,945 | 1,25,541 | 21,186 | 19,101 | 2,085 | 2,42,943 | 2,18,239 | 24,704 | Thane |
| 4 | रायगड | 15,377 | 11,717 | 3,660 | 1,31,390 | 1,19,154 | 12,236 | 6,142 | 5,783 | 359 | 53,294 | 46,639 | 6,655 | Raigad |
| 5 | रत्नागिरी | 8,186 | 6,358 | 1,828 | 33,380 | 30,410 | 2,970 | 3,258 | 3,024 | 234 | 21,704 | 19,382 | 2,322 | Ratnagiri |
| 6 | सिंधुदुर्ग | 3,940 | 3,134 | 806 | 10,292 | 8,510 | 1,782 | 848 | 818 | 30 | 12,480 | 11,046 | 1,434 | Sindhudurg |
| 7 | नाशिक | 29,427 | 20,160 | 9,267 | 2,70,687 | 2,44,991 | 25,696 | 8,721 | 8,111 | 610 | 95,240 | 83,132 | 12,108 | Nashik |
| 8 | धुळे | 10,108 | 7,582 | 2,526 | 32,308 | 28,150 | 4,158 | 1,992 | 1,872 | 120 | 25,444 | 23,080 | 2,364 | Dhule |
| 9 | नंदुरबार | 5,472 | 4,076 | 1,396 | 10,933 | 9,381 | 1,552 | 720 | 688 | 32 | 10,752 | 9,453 | 1,299 | Nandurbar |
| 10 | जळगाव | 19,251 | 14,638 | 4,613 | 64,330 | 57,501 | 6,829 | 6,318 | 5,922 | 396 | 60,939 | 56,438 | 4,501 | Jalgaon |
| 11 | अहमदनगर | 29,102 | 17,557 | 11,545 | 88,703 | 73,185 | 15,518 | 3,685 | 3,458 | 227 | 51,813 | 44,346 | 7,467 | Ahmednagar |
| 12 | पुणे | 58,062 | 38,239 | 19,823 | 6,25,375 | 5,47,371 | 78,004 | 11,139 | 9,982 | 1,157 | 2,83,765 | 2,43,293 | 40,472 | Pune |
| 13 | सातारा | 18,748 | 12,768 | 5,980 | 71,694 | 62,072 | 9,622 | 4,190 | 3,920 | 270 | 42,376 | 37,162 | 5,214 | Satara |
| 14 | सांगली | 20,552 | 13,108 | 7,444 | 72,230 | 62,328 | 9,902 | 3,472 | 3,272 | 200 | 32,864 | 30,166 | 2,698 | Sangli |

तक्ता क्रमांक / TABLE NO. 1.10-contd.

| (1) | (2) | (15) | (16) | (17) | (18) | (19) | (20) | (21) | (22) | (23) | (24) | (25) | (26) | (2) |
|-------------------------|------------|-----------------|-----------------|-----------------|------------------|------------------|-----------------|-----------------|-----------------|---------------|------------------|------------------|-----------------|--------------------------|
| 15 | सोलापूर | 50,623 | 18,369 | 32,254 | 1,41,542 | 1,05,284 | 36,258 | 3,855 | 3,628 | 227 | 59,988 | 53,945 | 6,043 | Solapur |
| 16 | कोल्हापूर | 35,563 | 25,362 | 10,201 | 1,98,209 | 1,77,192 | 21,017 | 4,789 | 4,389 | 400 | 56,503 | 51,580 | 4,923 | Kolhapur |
| 17 | औरंगाबाद | 14,796 | 10,470 | 4,326 | 1,28,319 | 1,14,056 | 14,263 | 3,882 | 3,609 | 273 | 78,277 | 67,940 | 10,337 | Aurangabad |
| 18 | जालना | 7,528 | 4,898 | 2,630 | 23,976 | 20,226 | 3,750 | 1,308 | 1,236 | 72 | 22,300 | 18,904 | 3,396 | Jalna |
| 19 | परभणी | 6,847 | 5,033 | 1,814 | 17,212 | 14,424 | 2,788 | 1,768 | 1,662 | 106 | 28,248 | 24,790 | 3,458 | Parbhani |
| 20 | हिंगोली | 3,967 | 2,913 | 1,054 | 7,904 | 6,724 | 1,180 | 650 | 611 | 39 | 11,013 | 9,508 | 1,505 | Hingoli |
| 21 | बीड | 10,204 | 6,894 | 3,310 | 24,308 | 20,284 | 4,024 | 4,666 | 4,444 | 222 | 26,794 | 23,522 | 3,272 | Beed |
| 22 | नांदेड | 14,457 | 9,387 | 5,070 | 34,800 | 28,182 | 6,618 | 3,116 | 2,947 | 169 | 50,634 | 44,202 | 6,432 | Nanded |
| 23 | उस्मानाबाद | 8,060 | 5,700 | 2,360 | 16,636 | 13,968 | 2,668 | 1,254 | 1,194 | 60 | 13,962 | 12,032 | 1,930 | Osmanabad |
| 24 | लातूर | 9,424 | 6,372 | 3,052 | 28,974 | 24,570 | 4,404 | 2,304 | 2,178 | 126 | 35,960 | 31,018 | 4,942 | Latur |
| 25 | बुलढाणा | 6,523 | 4,907 | 1,616 | 20,178 | 17,767 | 2,411 | 2,133 | 2,029 | 104 | 21,987 | 20,323 | 1,664 | Buldhana |
| 26 | अकोला | 5,280 | 3,975 | 1,305 | 26,288 | 23,038 | 3,250 | 2,829 | 2,680 | 149 | 27,836 | 26,169 | 1,667 | Akola |
| 27 | वाशिम | 3,000 | 2,160 | 840 | 6,124 | 5,313 | 811 | 872 | 834 | 38 | 8,563 | 7,791 | 772 | Washim |
| 28 | अमरावती | 11,832 | 8,758 | 3,074 | 30,332 | 26,210 | 4,122 | 4,297 | 4,051 | 246 | 44,192 | 41,300 | 2,892 | Amravati |
| 29 | यवतमाळ | 8,956 | 6,693 | 2,263 | 21,121 | 18,264 | 2,857 | 2,438 | 2,308 | 130 | 29,791 | 26,895 | 2,896 | Yavatmal |
| 30 | वर्धा | 8,398 | 6,420 | 1,978 | 26,348 | 23,494 | 2,854 | 1,792 | 1,674 | 118 | 23,324 | 20,618 | 2,706 | Wardha |
| 31 | नागपूर | 32,213 | 23,268 | 8,945 | 2,04,573 | 1,77,442 | 27,131 | 17,690 | 16,480 | 1210 | 1,56,355 | 1,34,919 | 21,436 | Nagpur |
| 32 | भंडारा | 10,154 | 5,648 | 4,506 | 18,468 | 14,814 | 3,654 | 1,138 | 1,042 | 96 | 16,282 | 13,488 | 2,794 | Bhandara |
| 33 | गोंदिया | 17,588 | 7,130 | 10,458 | 18,612 | 12,692 | 5,920 | 1,462 | 1,390 | 72 | 22,990 | 18,930 | 4,060 | Gondia |
| 34 | चंद्रपूर | 12,455 | 9,429 | 3,026 | 41,001 | 36,815 | 4,186 | 8,235 | 7,644 | 591 | 39,621 | 33,215 | 6,406 | Chandrapur |
| 35 | गडचिरोली | 4,252 | 3,094 | 1,158 | 4,454 | 3,884 | 570 | 804 | 770 | 34 | 8,084 | 6,482 | 1,602 | Gadchiroli |
| महाराष्ट्र राज्य | | 6,69,366 | 4,51,614 | 2,17,752 | 45,01,602 | 39,14,764 | 5,86,838 | 1,58,403 | 1,46,411 | 11,992 | 20,24,611 | 17,99,164 | 2,25,447 | Maharashtra State |

तक्ता क्रमांक / TABLE NO. 1.10-contd.

| अ.क्र. | जिल्हे | घाऊक व्यापार आणि किरकोळ व्यापार व मोटार वाहने आणि मोटार सायकलची दुरुस्ती / Wholesale and Retail Trade (Repair of motor vehicles and motor cycles) | | | | | | परिवहन, साठवण व दळणवळण / Transportation and Storage | | | निवास व अन्न सेवा उपक्रम / Accommodation and food service activities | | | Districts |
|--------|-------------|--|-------|----------|--|----------|----------|--|----------|----------|---|--------|----------|-----------------|
| | | घरगुती उद्योग / Household Industry | | | इतर घरगुती उद्योग / Other than Household Industry | | | एकूण | पुरुष | स्त्रिया | एकूण | पुरुष | स्त्रिया | |
| Sr.No. | | एकूण | पुरुष | स्त्रिया | एकूण | पुरुष | स्त्रिया | एकूण | पुरुष | स्त्रिया | एकूण | पुरुष | स्त्रिया | |
| (1) | (2) | (27) | (28) | (29) | (30) | (31) | (32) | (33) | (34) | (35) | (36) | (37) | (38) | (2) |
| 1 | मुंबई शहर | 336 | 321 | 15 | 2,20,741 | 1,98,749 | 21,992 | 1,19,392 | 1,10,513 | 8,879 | 40,524 | 37,272 | 3,252 | Mumbai City |
| 2 | मुंबई उपनगर | 1,104 | 1,063 | 41 | 5,29,476 | 4,76,669 | 52,807 | 3,69,175 | 3,47,651 | 21,524 | 89,004 | 81,133 | 7,871 | Mumbai Suburban |
| 3 | ठाणे | 1,266 | 1,213 | 53 | 4,58,010 | 4,06,605 | 51,405 | 3,21,741 | 3,03,240 | 18,501 | 74,724 | 67,623 | 7,101 | Thane |
| 4 | रायगड | 505 | 503 | 2 | 63,149 | 53,954 | 9,195 | 69,440 | 66,404 | 3,036 | 13,616 | 12,269 | 1,347 | Raigad |
| 5 | रत्नागिरी | 108 | 102 | 6 | 31,062 | 25,776 | 5,286 | 23,864 | 23,140 | 724 | 6,168 | 5,270 | 898 | Ratnagiri |
| 6 | सिंधुदुर्ग | 110 | 108 | 2 | 14,974 | 12,304 | 2,670 | 10,358 | 9,818 | 540 | 3,742 | 3,326 | 416 | Sindhudurg |
| 7 | नाशिक | 526 | 516 | 10 | 1,40,086 | 1,24,522 | 15,564 | 77,640 | 74,604 | 3,036 | 21,275 | 18,440 | 2,835 | Nashik |
| 8 | धुळे | 164 | 152 | 12 | 39,302 | 36,158 | 3,144 | 21,830 | 21,060 | 770 | 4,672 | 4,238 | 434 | Dhule |
| 9 | नंदुरबार | 70 | 70 | 0 | 19,896 | 18,444 | 1,452 | 9,476 | 9,241 | 235 | 2,290 | 2,063 | 227 | Nandurbar |
| 10 | जळगाव | 315 | 308 | 7 | 80,539 | 74,472 | 6,067 | 50,249 | 48,081 | 2,168 | 8,834 | 8,144 | 690 | Jalgaon |
| 11 | अहमदनगर | 518 | 505 | 13 | 82,643 | 73,937 | 8,706 | 41,613 | 40,219 | 1,394 | 15,745 | 13,603 | 2,142 | Ahmednagar |
| 12 | पुणे | 1,369 | 1,321 | 48 | 3,03,583 | 2,62,461 | 41,122 | 1,96,345 | 1,87,594 | 8,751 | 57,461 | 48,124 | 9,337 | Pune |
| 13 | सातारा | 440 | 426 | 14 | 57,704 | 50,016 | 7,688 | 41,668 | 39,850 | 1,818 | 10,058 | 8,588 | 1,470 | Satara |
| 14 | सांगली | 326 | 318 | 8 | 61,704 | 54,370 | 7,334 | 32,594 | 31,126 | 1,468 | 7,632 | 6,368 | 1,264 | Sangli |

तक्ता क्रमांक / TABLE NO. 1.10-contd.

| (1) | (2) | (27) | (28) | (29) | (30) | (31) | (32) | (33) | (34) | (35) | (36) | (37) | (38) | (2) |
|-------------------------|------------|---------------|---------------|------------|------------------|------------------|-----------------|------------------|------------------|---------------|-----------------|-----------------|---------------|--------------------------|
| 15 | सोलापूर | 428 | 405 | 23 | 1,00,191 | 90,116 | 10,075 | 55,223 | 53,451 | 1,772 | 15,883 | 13,514 | 2,369 | Solapur |
| 16 | कोल्हापूर | 582 | 554 | 28 | 1,00,018 | 87,434 | 12,584 | 46,449 | 44,503 | 1,946 | 14,578 | 12,360 | 2,218 | Kolhapur |
| 17 | औरंगाबाद | 355 | 338 | 17 | 84,989 | 78,169 | 6,820 | 47,003 | 45,729 | 1,274 | 15,636 | 14,002 | 1,634 | Aurangabad |
| 18 | जालना | 112 | 104 | 8 | 31,912 | 29,198 | 2,714 | 16,022 | 15,400 | 622 | 4,896 | 4,436 | 460 | Jalna |
| 19 | परभणी | 127 | 120 | 7 | 33,259 | 30,988 | 2,271 | 16,578 | 15,978 | 600 | 4,938 | 4,492 | 446 | Parbhani |
| 20 | हिंगोली | 39 | 35 | 4 | 14,846 | 14,042 | 804 | 6,880 | 6,726 | 154 | 1,953 | 1,811 | 142 | Hingoli |
| 21 | बीड | 212 | 210 | 2 | 36,422 | 34,110 | 2,312 | 23,298 | 22,782 | 516 | 6,390 | 5,796 | 594 | Beed |
| 22 | नांदेड | 238 | 236 | 2 | 63,630 | 59,352 | 4,278 | 32,355 | 31,337 | 1,018 | 8,007 | 7,242 | 765 | Nanded |
| 23 | उस्मानाबाद | 148 | 148 | 0 | 18,678 | 17,074 | 1,604 | 15,136 | 14,762 | 374 | 3,798 | 3,366 | 432 | Osmanabad |
| 24 | लातूर | 134 | 126 | 8 | 47,068 | 43,392 | 3,676 | 24,050 | 23,010 | 1,040 | 5,908 | 5,164 | 744 | Latur |
| 25 | बुलढाणा | 80 | 80 | 0 | 36,257 | 33,948 | 2,309 | 17,360 | 17,010 | 350 | 4,246 | 3,976 | 270 | Buldhana |
| 26 | अकोला | 45 | 43 | 2 | 44,824 | 42,546 | 2,278 | 23,710 | 23,144 | 566 | 5,236 | 4,756 | 480 | Akola |
| 27 | वाशिम | 34 | 33 | 1 | 14,450 | 13,880 | 570 | 7,221 | 7,095 | 126 | 1,763 | 1,638 | 125 | Washim |
| 28 | अमरावती | 150 | 145 | 5 | 59,550 | 56,510 | 3,040 | 30,860 | 30,149 | 711 | 6,887 | 6,148 | 739 | Amravati |
| 29 | यवतमाळ | 112 | 111 | 1 | 43,607 | 40,765 | 2,842 | 21,359 | 20,908 | 451 | 5,661 | 4,939 | 722 | Yavatmal |
| 30 | वर्धा | 146 | 146 | 0 | 26,686 | 24,608 | 2,078 | 14,918 | 14,608 | 310 | 3,220 | 2,686 | 534 | Wardha |
| 31 | नागपूर | 682 | 670 | 12 | 1,84,529 | 1,65,777 | 18,752 | 1,01,958 | 96,899 | 5,059 | 27,224 | 23,068 | 4,156 | Nagpur |
| 32 | भंडारा | 48 | 42 | 6 | 17,562 | 15,550 | 2,012 | 7,896 | 7,454 | 442 | 2,470 | 2,070 | 400 | Bhandara |
| 33 | गोंदिया | 42 | 42 | 0 | 19,732 | 17,790 | 1,942 | 10,040 | 9,584 | 456 | 2,560 | 2,312 | 248 | Gondia |
| 34 | चंद्रपूर | 149 | 147 | 2 | 41,449 | 36,798 | 4,651 | 26,601 | 25,457 | 1,144 | 5,709 | 4,861 | 848 | Chandrapur |
| 35 | गडचिरोली | 78 | 78 | 0 | 8,722 | 7,684 | 1,038 | 3,346 | 3,264 | 82 | 1,124 | 870 | 254 | Gadchiroli |
| महाराष्ट्र राज्य | | 11,098 | 10,739 | 359 | 31,31,250 | 28,08,168 | 3,23,082 | 19,33,648 | 18,41,791 | 91,857 | 5,03,832 | 4,45,968 | 57,864 | Maharashtra State |

तक्ता क्रमांक / TABLE NO. 1.10-contd...

| माहिती व जनसंपर्क / Information and Communication | | | | | | | | | | | | | | |
|---|-------------|------------------------------------|-------|----------|---|--------|----------|---|----------|----------|---|----------|----------|-----------------|
| अनु.क्र. | जिल्हे | घरगुती उद्योग / Household Industry | | | इतर घरगुती उद्योग / Other than Household Industry | | | विमा आणि वित्तीय सेवा उपक्रम / Financial and Insurance activities | | | कार्यालय प्रशासकीय, कार्यालय समर्थन व सार्वजनिक प्रशासन आणि संरक्षण सेवा व अनिर्वाय सामाजिक सुरक्षा / Administrative and support service activities & Public Administration and Defence, Compulsory Social Security | | | Districts |
| | | एकूण | पुरुष | स्त्रिया | एकूण | पुरुष | स्त्रिया | एकूण | पुरुष | स्त्रिया | एकूण | पुरुष | स्त्रिया | |
| Sr.No. | | Total | Males | Females | Total | Males | Females | Total | Males | Females | Total | Males | Females | |
| (1) | (2) | (39) | (40) | (41) | (42) | (43) | (44) | (45) | (46) | (47) | (48) | (49) | (50) | (2) |
| 1 | मुंबई शहर | 402 | 321 | 81 | 25,109 | 19,070 | 6,039 | 67,043 | 49,373 | 17,670 | 2,16,817 | 1,72,887 | 43,930 | Mumbai City |
| 2 | मुंबई उपनगर | 892 | 744 | 148 | 1,09,346 | 84,864 | 24,482 | 2,16,139 | 1,59,976 | 56,163 | 4,70,308 | 3,70,804 | 99,504 | Mumbai Suburban |
| 3 | ठाणे | 721 | 621 | 100 | 86,981 | 69,492 | 17,489 | 1,49,224 | 1,15,537 | 33,687 | 3,99,954 | 3,21,588 | 78,366 | Thane |
| 4 | रायगड | 139 | 121 | 18 | 8,812 | 7,318 | 1,494 | 16,069 | 12,959 | 3,110 | 62,630 | 53,551 | 9,079 | Raigad |
| 5 | रत्नागिरी | 36 | 28 | 8 | 1,600 | 1,410 | 190 | 5,378 | 4,368 | 1,010 | 16,108 | 13,582 | 2,526 | Ratnagiri |
| 6 | सिंधुदुर्ग | 26 | 24 | 2 | 840 | 710 | 130 | 3,608 | 2,892 | 716 | 9,556 | 7,850 | 1,706 | Sindhudurg |
| 7 | नाशिक | 228 | 205 | 23 | 8,387 | 7,095 | 1,292 | 29,366 | 24,739 | 4,627 | 82,935 | 73,773 | 9,162 | Nashik |
| 8 | धुळे | 50 | 50 | 0 | 1,288 | 1,176 | 112 | 6,000 | 5,442 | 558 | 18,652 | 16,718 | 1,934 | Dhule |
| 9 | नंदुरबार | 21 | 21 | 0 | 441 | 415 | 26 | 2,207 | 2,044 | 163 | 8,324 | 7,290 | 1,034 | Nandurbar |
| 10 | जळगाव | 141 | 130 | 11 | 3,006 | 2,692 | 314 | 12,342 | 10,965 | 1,377 | 36,939 | 32,860 | 4,079 | Jalgaon |
| 11 | अहमदनगर | 156 | 147 | 9 | 3,194 | 2,753 | 441 | 16,531 | 14,669 | 1,862 | 46,523 | 41,272 | 5,251 | Ahmednagar |
| 12 | पुणे | 848 | 652 | 196 | 1,09,413 | 83,283 | 26,130 | 98,165 | 74,267 | 23,898 | 3,31,342 | 2,71,163 | 60,179 | Pune |
| 13 | सातारा | 126 | 100 | 26 | 2,680 | 2,272 | 408 | 17,248 | 14,680 | 2,568 | 31,332 | 27,022 | 4,310 | Satara |
| 14 | सांगली | 152 | 148 | 4 | 2,912 | 2,434 | 478 | 14,990 | 12,990 | 2,000 | 29,232 | 25,226 | 4,006 | Sangli |

तक्ता क्रमांक / TABLE NO. 1.10-contd...

| (1) | (2) | (39) | (40) | (41) | (42) | (43) | (44) | (45) | (46) | (47) | (48) | (49) | (50) | (2) |
|-----|-------------------------|--------------|--------------|------------|-----------------|-----------------|---------------|-----------------|-----------------|-----------------|------------------|------------------|-----------------|--------------------------|
| 15 | सोलापूर | 111 | 92 | 19 | 4,061 | 3,575 | 486 | 17,697 | 15,848 | 1,849 | 43,219 | 38,021 | 5,198 | Solapur |
| 16 | कोल्हापूर | 190 | 179 | 11 | 6,604 | 5,717 | 887 | 26,377 | 22,900 | 3,477 | 53,375 | 46,399 | 6,976 | Kolhapur |
| 17 | औरंगाबाद | 96 | 90 | 6 | 4,971 | 4,363 | 608 | 17,880 | 15,712 | 2,168 | 48,612 | 42,976 | 5,636 | Aurangabad |
| 18 | जालना | 26 | 26 | 0 | 656 | 614 | 42 | 3,546 | 3,250 | 296 | 12,744 | 11,440 | 1,304 | Jalna |
| 19 | परभणी | 18 | 18 | 0 | 890 | 824 | 66 | 4,508 | 4,188 | 320 | 14,423 | 12,842 | 1,581 | Parbhani |
| 20 | हिंगोली | 22 | 19 | 3 | 248 | 237 | 11 | 1,894 | 1,777 | 117 | 6,887 | 6,268 | 619 | Hingoli |
| 21 | बीड | 36 | 30 | 6 | 1,006 | 972 | 34 | 5,758 | 5,332 | 426 | 18,338 | 16,586 | 1,752 | Beed |
| 22 | नांदेड | 50 | 47 | 3 | 1,857 | 1,718 | 139 | 8,016 | 7,376 | 640 | 31,065 | 27,857 | 3,208 | Nanded |
| 23 | उस्मानाबाद | 26 | 26 | 0 | 600 | 560 | 40 | 3,642 | 3,386 | 256 | 13,020 | 11,746 | 1,274 | Osmanabad |
| 24 | लातूर | 20 | 20 | 0 | 1,470 | 1,320 | 150 | 7,188 | 6,506 | 682 | 21,710 | 19,566 | 2,144 | Latur |
| 25 | बुलढाणा | 48 | 44 | 4 | 1,177 | 1,113 | 64 | 6,462 | 5,909 | 553 | 18,193 | 16,091 | 2,102 | Buldhana |
| 26 | अकोला | 68 | 54 | 14 | 2,068 | 1,861 | 207 | 7,722 | 6,734 | 988 | 19,478 | 17,298 | 2,180 | Akola |
| 27 | वाशिम | 13 | 13 | 0 | 324 | 305 | 19 | 2,062 | 1,907 | 155 | 7,464 | 6,624 | 840 | Washim |
| 28 | अमरावती | 91 | 73 | 18 | 2,261 | 2,001 | 260 | 10,323 | 9,115 | 1,208 | 32,869 | 28,860 | 4,009 | Amravati |
| 29 | यवतमाळ | 36 | 36 | 0 | 1,243 | 1,088 | 155 | 6,515 | 5,903 | 612 | 20,790 | 18,357 | 2,433 | Yavatmal |
| 30 | वर्धा | 126 | 120 | 6 | 872 | 820 | 52 | 5,006 | 4,480 | 526 | 16,948 | 14,944 | 2,004 | Wardha |
| 31 | नागपूर | 275 | 232 | 43 | 14,475 | 12,026 | 2,449 | 45,238 | 38,142 | 7,096 | 1,08,065 | 91,708 | 16,357 | Nagpur |
| 32 | भंडारा | 26 | 26 | 0 | 650 | 554 | 96 | 4,346 | 3,732 | 614 | 12,040 | 10,470 | 1,570 | Bhandara |
| 33 | गोंदिया | 16 | 16 | 0 | 632 | 566 | 66 | 3,150 | 2,782 | 368 | 11,550 | 10,108 | 1,442 | Gondia |
| 34 | चंद्रपूर | 98 | 96 | 2 | 1,596 | 1,447 | 149 | 7,216 | 6,276 | 940 | 23,912 | 20,781 | 3,131 | Chandrapur |
| 35 | गडचिरोली | 62 | 62 | 0 | 318 | 294 | 24 | 1,534 | 1,384 | 150 | 13,506 | 12,000 | 1,506 | Gadchiroli |
| | महाराष्ट्र राज्य | 5,392 | 4,631 | 761 | 4,11,988 | 3,26,959 | 85,029 | 8,50,390 | 6,77,540 | 1,72,850 | 23,08,860 | 19,16,528 | 3,92,332 | Maharashtra State |

तक्ता क्रमांक / TABLE NO. 1.10-contd...

| अनु.क्र. | जिल्हे | शिक्षण व मानवी आरोग्य व सामाजिक कार्य उपक्रम / Education & Human Health and Social Work activities | | | कला, करमणूक व मनोरंजन / इतर सेवा कार्ये / मालक असलेल्या कुटुंबाची कार्ये : अवगीकृत माल व सेवा / बाह्यस्थानिक संघटनेची कार्ये Arts, Entertainment and recreation/Other Service Activities/Activities of Households as Employers: Undifferentiated Goods and Services/Activities of Extra-Territorial organisation | | | | | | मुख्य कामगार / Total Main Workers | | | Districts |
|----------|----------------|---|--------|----------|--|--------|---------|--|----------|----------|--------------------------------------|-----------|-----------|-----------------|
| | | एकूण | पुरुष | स्त्रिया | घरगुती उद्योग / Household Industry | | | इतर घरगुती उद्योग / Other than Household Industry | | | एकूण | पुरुष | स्त्रिया | |
| Sr.No. | | Total | Males | Females | Total | Males | Females | Total | Males | Females | Total | Males | Females | (2) |
| (1) | (2) | (39) | (40) | (41) | (42) | (43) | (44) | (45) | (46) | (47) | (48) | (49) | (50) | (2) |
| 1 | मुंबई शहर | 63,252 | 26,853 | 36,399 | 11,132 | 6,284 | 4,848 | 1,16,793 | 62,818 | 53,975 | 12,08,177 | 9,74,168 | 2,34,009 | Mumbai City |
| 2 | मुंबई उपनगर | 1,80,834 | 74,458 | 106,376 | 28,476 | 14,398 | 14,078 | 3,20,110 | 1,55,979 | 1,64,131 | 35,15,744 | 28,10,804 | 7,04,940 | Mumbai Suburban |
| 3 | ठाणे | 1,99,633 | 86,831 | 112,802 | 30,015 | 13,773 | 16,242 | 2,87,952 | 1,53,746 | 1,34,206 | 39,30,389 | 30,59,739 | 8,70,650 | Thane |
| 4 | रायगड | 43,995 | 21,057 | 22,938 | 8,391 | 3,940 | 4,451 | 62,420 | 37,056 | 25,364 | 8,60,174 | 6,42,620 | 2,17,554 | Raigad |
| 5 | रत्नागिरी | 28,586 | 15,294 | 13,292 | 3,712 | 1,106 | 2,606 | 22,302 | 11,922 | 10,380 | 5,54,423 | 3,43,732 | 2,10,691 | Ratnagiri |
| 6 | सिंधुदुर्ग | 14,884 | 7,360 | 7,524 | 1,286 | 726 | 560 | 10,286 | 6,990 | 3,296 | 2,26,701 | 1,65,067 | 61,634 | Sindhudurg |
| 7 | नाशिक | 84,427 | 47,353 | 37,074 | 14,749 | 6,013 | 8,736 | 1,02,435 | 52,962 | 49,473 | 25,24,102 | 16,41,175 | 8,82,927 | Nashik |
| 8 | धुळे | 29,352 | 19,776 | 9,576 | 6,396 | 2,824 | 3,572 | 36,480 | 20,712 | 15,768 | 8,25,297 | 5,25,909 | 2,99,388 | Dhule |
| 9 | नंदुरबार | 17,525 | 11,360 | 6,165 | 4,924 | 2,115 | 2,809 | 24,856 | 13,685 | 11,171 | 6,64,070 | 3,96,105 | 2,67,965 | Nandurbar |
| 10 | जळगाव | 50,793 | 33,825 | 16,968 | 11,748 | 5,375 | 6,373 | 64,369 | 39,181 | 25,188 | 16,44,545 | 10,83,390 | 5,61,155 | Jalgaon |
| 11 | अहमदनगर | 68,222 | 40,584 | 27,638 | 17,763 | 6,947 | 10,816 | 86,356 | 50,467 | 35,889 | 20,38,759 | 12,26,433 | 8,12,326 | Ahmednagar |
| 12 | पुणे | 1,84,773 | 85,835 | 98,938 | 30,609 | 13,796 | 16,813 | 2,38,548 | 1,14,153 | 1,24,395 | 37,53,324 | 26,61,075 | 10,92,249 | Pune |
| 13 | सातारा | 48,564 | 26,526 | 22,038 | 11,108 | 4,312 | 6,796 | 47,172 | 26,836 | 20,336 | 11,84,155 | 7,80,864 | 4,03,291 | Satara |
| 14 | सांगली | 45,512 | 26,112 | 19,400 | 11,352 | 3,924 | 7,428 | 50,430 | 27,612 | 22,818 | 10,74,586 | 7,48,997 | 3,25,589 | Sangli |

तक्ता क्रमांक / TABLE NO. 1.10-contd...

| (1) | (2) | (39) | (40) | (41) | (42) | (43) | (44) | (45) | (46) | (47) | (48) | (49) | (50) | (2) |
|-----|-------------------------|------------------|-----------------|-----------------|-----------------|-----------------|-----------------|------------------|------------------|------------------|--------------------|--------------------|--------------------|--------------------------|
| 15 | सोलापूर | 66,682 | 40,835 | 25,847 | 12,134 | 5,270 | 6,864 | 64,459 | 37,421 | 27,038 | 17,62,361 | 11,48,815 | 6,13,546 | Solapur |
| 16 | कोल्हापूर | 64,855 | 38,090 | 26,765 | 11,252 | 5,309 | 5,943 | 70,070 | 38,417 | 31,653 | 15,07,993 | 10,49,281 | 4,58,712 | Kolhapur |
| 17 | औरंगाबाद | 56,321 | 32,002 | 24,319 | 7,561 | 3,152 | 4,409 | 53,575 | 29,778 | 23,797 | 14,45,617 | 9,57,618 | 4,87,999 | Aurangabad |
| 18 | जालना | 19,232 | 12,298 | 6,934 | 4,962 | 1,934 | 3,028 | 30,122 | 17,344 | 12,778 | 8,43,975 | 5,08,046 | 3,35,929 | Jalna |
| 19 | परभणी | 22,957 | 15,679 | 7,278 | 4,104 | 1,685 | 2,419 | 27,172 | 16,977 | 10,195 | 7,56,817 | 4,73,578 | 2,83,239 | Parbhani |
| 20 | हिंगोली | 10,612 | 7,358 | 3,254 | 2,943 | 1,492 | 1,451 | 15,979 | 9,033 | 6,946 | 5,13,496 | 3,07,713 | 2,05,783 | Hingoli |
| 21 | बीड | 36,926 | 24,288 | 12,638 | 6,778 | 2,912 | 3,866 | 38,540 | 21,500 | 17,040 | 11,53,999 | 6,83,245 | 4,70,754 | Beed |
| 22 | नांदेड | 46,212 | 31,314 | 14,898 | 8,870 | 3,702 | 5,168 | 51,108 | 29,385 | 21,723 | 13,17,751 | 8,50,621 | 4,67,130 | Nanded |
| 23 | उस्मानाबाद | 20,882 | 14,026 | 6,856 | 7,352 | 2,658 | 4,694 | 26,682 | 14,920 | 11,762 | 7,02,436 | 4,42,218 | 2,60,218 | Osmanabad |
| 24 | लातूर | 40,522 | 27,994 | 12,528 | 4,938 | 2,164 | 2,774 | 37,490 | 22,646 | 14,844 | 9,64,702 | 6,33,971 | 3,30,731 | Latur |
| 25 | बुलढाणा | 30,085 | 21,139 | 8,946 | 4,530 | 2,257 | 2,273 | 31,710 | 18,768 | 12,942 | 11,07,866 | 6,82,862 | 4,25,004 | Buldhana |
| 26 | अकोला | 27,451 | 16,995 | 10,456 | 2,540 | 1,357 | 1,183 | 32,424 | 17,121 | 15,303 | 6,91,551 | 4,81,085 | 2,10,466 | Akola |
| 27 | वाशिम | 12,456 | 8,830 | 3,626 | 2,637 | 1,147 | 1,490 | 14,655 | 8,312 | 6,343 | 5,02,523 | 3,09,156 | 1,93,367 | Washim |
| 28 | अमरावती | 44,178 | 26,233 | 17,945 | 4,683 | 2,717 | 1,966 | 37,470 | 24,249 | 13,221 | 10,61,334 | 7,53,960 | 3,07,374 | Amravati |
| 29 | यवतमाळ | 34,101 | 21,398 | 12,703 | 5,413 | 2,810 | 2,603 | 36,128 | 20,161 | 15,967 | 11,96,248 | 7,44,391 | 4,51,857 | Yavatmal |
| 30 | वर्धा | 21,890 | 12,340 | 9,550 | 2,510 | 1,578 | 932 | 15,806 | 10,310 | 5,496 | 5,30,298 | 3,58,328 | 1,71,970 | Wardha |
| 31 | नागपूर | 95,723 | 46,629 | 49,094 | 10,530 | 6,354 | 4,176 | 97,237 | 51,032 | 46,205 | 16,54,680 | 12,24,036 | 4,30,644 | Nagpur |
| 32 | भंडारा | 17,508 | 10,316 | 7,192 | 2,006 | 1,220 | 786 | 13,094 | 7,564 | 5,530 | 4,13,511 | 2,62,520 | 1,50,991 | Bhandara |
| 33 | गोंदिया | 18,486 | 11,046 | 7,440 | 2,566 | 1,580 | 986 | 17,022 | 10,068 | 6,954 | 4,34,991 | 2,82,172 | 1,52,819 | Gondia |
| 34 | चंद्रपूर | 33,938 | 20,396 | 13,542 | 3,589 | 2,167 | 1,422 | 26,681 | 15,290 | 11,391 | 8,04,055 | 5,36,732 | 2,67,323 | Chandrapur |
| 35 | गडचिरोली | 15,820 | 10,430 | 5,390 | 3,298 | 1,664 | 1,634 | 15,496 | 8,690 | 6,806 | 3,92,803 | 2,39,909 | 1,52,894 | Gadchiroli |
| | महाराष्ट्र राज्य | 17,97,189 | 9,72,860 | 8,24,329 | 3,06,857 | 1,40,662 | 1,66,195 | 22,23,429 | 12,03,105 | 10,20,324 | 4,37,63,453 | 2,99,90,335 | 1,37,73,118 | Maharashtra State |

आधार : भारतीय जनगणना, २०११

Source : Population Census of India, 2011

1. क्षेत्रफल आणि लोकसंख्या / AREA AND POPULATION
तक्ता क्रमांक / TABLE No. 1.11
लोकसंख्या व कामगार यांचे वयोगट व लिंग यानुसार वर्गीकरण /
Distribution of Population and Workers by age groups and gender
(जनगणन, २०११ / Population Census, 2011)

(००० / In '000)

| एकूण / ग्रामीण / नागरी Total / Rural / Urban | वय गट Age-group | एकूण लोकसंख्या Total Population | | | कामगार (मुख्य + सीमांतिक) Workers (Main + Marginal) | | |
|---|---------------------|------------------------------------|-----------------------|----------------------------|--|-----------------------|----------------------------|
| | | एकूण Total (3) | पुरुष Males (4) | स्त्रिया Females (5) | एकूण Total (6) | पुरुष Males (7) | स्त्रिया Females (8) |
| एकूण Total | 5-9 | 98,20,654 | 51,78,177 | 46,42,477 | 2,14,462 | 1,15,649 | 98,813 |
| | 10-14 | 1,07,34,535 | 56,62,261 | 50,72,274 | 5,13,470 | 2,86,739 | 2,26,731 |
| | 15-19 | 1,06,27,267 | 57,10,400 | 49,16,867 | 24,82,461 | 15,75,711 | 9,06,750 |
| | 20-24 | 1,10,90,966 | 58,45,114 | 52,45,852 | 57,79,094 | 38,14,164 | 19,64,930 |
| | 25-29 | 1,01,47,113 | 52,72,560 | 48,74,553 | 68,79,750 | 46,67,850 | 22,11,900 |
| | 30-34 | 87,96,307 | 45,36,297 | 42,60,010 | 64,40,371 | 43,11,960 | 21,28,411 |
| | 35-39 | 82,47,160 | 42,09,434 | 40,37,726 | 61,98,580 | 40,59,081 | 21,39,499 |
| | 40-49 | 1,32,28,543 | 68,61,043 | 63,67,500 | 99,62,541 | 66,01,907 | 33,60,634 |
| | 50-59 | 88,05,131 | 45,55,120 | 42,50,011 | 61,21,749 | 41,05,399 | 20,16,350 |
| | 60-69 | 67,20,832 | 31,56,877 | 35,63,955 | 33,56,472 | 20,60,132 | 12,96,340 |
| | 70-79 | 32,05,909 | 15,54,723 | 16,51,186 | 10,45,418 | 7,24,992 | 3,20,426 |
| | 80+ | 11,80,194 | 5,42,109 | 6,38,085 | 2,53,820 | 1,73,622 | 80,198 |
| | Age not stated | 4,07,696 | 2,19,312 | 1,88,384 | 1,79,690 | 1,19,669 | 60,021 |
| | एकूण / Total | 11,23,74,333 | 5,82,43,056 | 5,41,31,277 | 4,94,27,878 | 3,26,16,875 | 1,68,11,003 |
| ग्रामीण Rural | 5-9 | 56,50,613 | 29,71,867 | 26,78,746 | 1,31,888 | 69,921 | 61,967 |
| | 10-14 | 62,56,057 | 32,88,156 | 29,67,901 | 3,57,216 | 1,86,841 | 1,70,375 |
| | 15-19 | 59,79,665 | 32,09,224 | 27,70,441 | 17,47,967 | 10,03,022 | 7,44,945 |
| | 20-24 | 57,64,844 | 30,18,199 | 27,46,645 | 36,49,916 | 21,39,555 | 15,10,361 |
| | 25-29 | 50,25,278 | 25,89,352 | 24,35,926 | 39,51,692 | 23,66,743 | 15,84,949 |
| | 30-34 | 43,95,201 | 22,18,757 | 21,76,444 | 36,85,952 | 21,42,902 | 15,43,050 |
| | 35-39 | 42,23,357 | 21,11,275 | 21,12,082 | 36,23,320 | 20,60,106 | 15,63,214 |
| | 40-49 | 69,30,697 | 35,32,093 | 33,98,604 | 59,50,276 | 34,41,909 | 25,08,367 |
| | 50-59 | 47,37,084 | 23,83,925 | 23,53,159 | 38,21,319 | 22,47,268 | 15,74,051 |
| | 60-69 | 41,64,255 | 18,90,899 | 22,73,356 | 26,08,275 | 14,83,581 | 11,24,694 |
| | 70-79 | 20,75,944 | 10,08,945 | 10,66,999 | 8,43,597 | 5,69,086 | 2,74,511 |
| | 80+ | 7,29,341 | 3,39,248 | 3,90,093 | 1,78,797 | 1,16,811 | 61,986 |
| | Age not stated | 2,05,929 | 1,08,723 | 97,206 | 1,00,656 | 59,326 | 41,330 |
| | एकूण / Total | 6,15,56,074 | 3,15,39,034 | 3,00,17,040 | 3,06,50,871 | 1,78,87,071 | 1,27,63,800 |
| नागरी Urban | 5-9 | 41,70,041 | 22,06,310 | 19,63,731 | 82,574 | 45,728 | 36,846 |
| | 10-14 | 44,78,478 | 23,74,105 | 21,04,373 | 1,56,254 | 99,898 | 56,356 |
| | 15-19 | 46,47,602 | 25,01,176 | 21,46,426 | 7,34,494 | 5,72,689 | 1,61,805 |
| | 20-24 | 53,26,122 | 28,26,915 | 24,99,207 | 21,29,178 | 16,74,609 | 4,54,569 |
| | 25-29 | 51,21,835 | 26,83,208 | 24,38,627 | 29,28,058 | 23,01,107 | 6,26,951 |
| | 30-34 | 44,01,106 | 23,17,540 | 20,83,566 | 27,54,419 | 21,69,058 | 5,85,361 |
| | 35-39 | 40,23,803 | 20,98,159 | 19,25,644 | 25,75,260 | 19,98,975 | 5,76,285 |
| | 40-49 | 62,97,846 | 33,28,950 | 29,68,896 | 40,12,265 | 31,59,998 | 8,52,267 |
| | 50-59 | 40,68,047 | 21,71,195 | 18,96,852 | 23,00,430 | 18,58,131 | 4,42,299 |
| | 60-69 | 25,56,577 | 12,65,978 | 12,90,599 | 7,48,197 | 5,76,551 | 1,71,646 |
| | 70-79 | 11,29,965 | 5,45,778 | 5,84,187 | 2,01,821 | 1,55,906 | 45,915 |
| | 80+ | 4,50,853 | 2,02,861 | 2,47,992 | 75,023 | 56,811 | 18,212 |
| | Age not stated | 2,01,767 | 1,10,589 | 91,178 | 79,034 | 60,343 | 18,691 |
| | एकूण / Total | 5,08,18,259 | 2,67,04,022 | 2,41,14,237 | 1,87,77,007 | 1,47,29,804 | 40,47,203 |

आधार : भारतीय जनगणना, २०११

Source : Population Census of India, 2011

1. क्षेत्रफल आणि लोकसंख्या / AREA AND POPULATION

तक्ता क्रमांक / TABLE No. 1.12

धर्मानुसार लोकसंख्या / Population classified by religion

(जनगणना, २०११ / Population Census, 2011)

| अनु. क्र. Sr. No. | जिल्हे (2) | हिंदू Hindu | मुस्लीम Muslims | ख्रिस्ती Christians | शीख Sikhs | बौद्ध Buddhist | जैन Jains | इतर धर्म व धर्ममते Other religions and persuasions | धर्म न सांगितलेले Religion not stated | एकूण Total | Districts (2) |
|----------------------|---------------|----------------|--------------------|------------------------|--------------|-------------------|--------------|--|---|---------------|------------------|
| (1) | (2) | (3) | (4) | (5) | (6) | (7) | (8) | (9) | (10) | (11) | (2) |
| 1 | मुंबई शहर | 18,73,762 | 7,73,173 | 84,555 | 13,471 | 1,34,257 | 1,66,000 | 31,094 | 9,099 | 30,85,411 | Mumbai City |
| 2 | मुंबई उपनगर | 63,37,132 | 17,95,788 | 3,22,476 | 47,288 | 4,69,568 | 3,43,639 | 18,345 | 22,726 | 93,56,962 | Mumbai Suburban |
| 3 | ठाणे | 87,16,055 | 13,55,630 | 2,80,700 | 39,149 | 4,49,617 | 1,72,052 | 9,862 | 37,083 | 1,10,60,148 | Thane |
| 4 | रायगड | 22,39,370 | 2,27,465 | 17,452 | 7,477 | 1,21,791 | 12,260 | 1,159 | 7,226 | 26,34,200 | Raigad |
| 5 | रत्नागिरी | 13,07,211 | 1,87,197 | 1,990 | 230 | 1,13,467 | 3,347 | 95 | 1,532 | 16,15,069 | Ratnagiri |
| 6 | सिंधुदुर्ग | 7,80,384 | 26,264 | 15,471 | 219 | 24,762 | 1,046 | 53 | 1,452 | 8,49,651 | Sindhudurg |
| 7 | नाशिक | 52,37,009 | 6,93,052 | 23,946 | 8,912 | 94,783 | 38,212 | 1,795 | 9,478 | 61,07,187 | Nashik |
| 8 | धुळे | 18,25,460 | 1,87,901 | 3,653 | 1,422 | 13,405 | 12,818 | 912 | 5,291 | 20,50,862 | Dhule |
| 9 | नंदुरबार | 15,21,618 | 96,182 | 8,467 | 685 | 4,969 | 6,191 | 2,907 | 7,276 | 16,48,295 | Nandurbar |
| 10 | जळगाव | 34,57,615 | 5,60,261 | 7,091 | 3,091 | 1,43,865 | 27,404 | 9,662 | 20,928 | 42,29,917 | Jalgaon |
| 11 | अहमदनगर | 41,07,143 | 3,20,743 | 22,766 | 5,431 | 33,898 | 38,718 | 1,408 | 13,052 | 45,43,159 | Ahmednagar |
| 12 | पुणे | 80,90,254 | 6,73,704 | 1,34,192 | 27,090 | 3,40,404 | 1,27,786 | 9,873 | 26,105 | 94,29,408 | Pune |
| 13 | सातारा | 26,91,952 | 1,46,970 | 4,408 | 1,182 | 1,41,315 | 12,810 | 676 | 4,428 | 30,03,741 | Satara |
| 14 | सांगली | 24,40,312 | 2,39,607 | 9,098 | 1,260 | 38,210 | 87,453 | 769 | 5,434 | 28,22,143 | Sangli |
| 15 | सोलापूर | 37,95,424 | 4,41,254 | 9,882 | 1,279 | 35,497 | 28,134 | 568 | 5,718 | 43,17,756 | Solapur |
| 16 | कोल्हापूर | 33,79,906 | 2,86,558 | 15,573 | 1,570 | 29,766 | 1,54,882 | 1,274 | 6,472 | 38,76,001 | Kolhapur |
| 17 | औरंगाबाद | 25,45,438 | 7,86,677 | 15,991 | 5,142 | 3,09,093 | 30,981 | 1,005 | 6,955 | 37,01,282 | Aurangabad |
| 18 | जालना | 15,04,641 | 2,74,221 | 12,542 | 1,629 | 1,52,540 | 9,619 | 336 | 3,518 | 19,59,046 | Jalna |

तक्ता क्रमांक / TABLE NO. 1.12-contd...

| (1) | (2) | (3) | (4) | (5) | (6) | (7) | (8) | (9) | (10) | (11) | (2) |
|-------------------|------------|--------------------|--------------------|------------------|-----------------|------------------|------------------|-----------------|-----------------|---------------------|--------------------|
| 19 | परभणी | 13,28,385 | 3,06,364 | 2,081 | 1,371 | 1,87,899 | 6,238 | 262 | 3,486 | 18,36,086 | Parbhani |
| 20 | हिंगोली | 8,63,199 | 1,27,552 | 992 | 643 | 1,76,679 | 5,278 | 103 | 2,899 | 11,77,345 | Hingoli |
| 21 | बीड | 21,74,672 | 3,20,395 | 2,097 | 824 | 68,482 | 8,719 | 399 | 9,461 | 25,85,049 | Beed |
| 22 | नांदेड | 25,01,741 | 4,71,951 | 3,902 | 13,540 | 3,54,189 | 5,049 | 1,273 | 9,647 | 33,61,292 | Nanded |
| 23 | उस्मानाबाद | 14,37,623 | 1,78,925 | 942 | 340 | 28,216 | 4,530 | 195 | 6,805 | 16,57,576 | Osmanabad |
| 24 | लातूर | 20,06,984 | 3,67,664 | 2,387 | 935 | 66,535 | 6,387 | 310 | 2,994 | 24,54,196 | Latur |
| 25 | बुलढाणा | 18,45,424 | 3,54,236 | 3,531 | 1,668 | 3,64,229 | 12,242 | 522 | 4,406 | 25,86,258 | Buldhana |
| 26 | अकोला | 11,07,809 | 3,57,253 | 4,483 | 1,504 | 3,28,033 | 10,205 | 389 | 4,230 | 18,13,906 | Akola |
| 27 | वाशिम | 8,59,949 | 1,42,672 | 1,707 | 518 | 1,79,330 | 8,476 | 381 | 4,127 | 11,97,160 | Washim |
| 28 | अमरावती | 20,55,177 | 4,21,410 | 7,223 | 2,242 | 3,83,891 | 11,360 | 3,288 | 3,854 | 28,88,445 | Amravati |
| 29 | यवतमाळ | 22,51,401 | 2,39,236 | 4,567 | 1,596 | 2,49,874 | 11,422 | 3,745 | 10,507 | 27,72,348 | Yavatmal |
| 30 | वर्धा | 10,57,096 | 53,854 | 2,696 | 2,147 | 1,75,417 | 5,663 | 2,254 | 1,647 | 13,00,774 | Wardha |
| 31 | नागपूर | 34,92,202 | 3,90,974 | 34,667 | 20,469 | 6,68,050 | 24,528 | 12,181 | 10,499 | 46,53,570 | Nagpur |
| 32 | भंडारा | 10,09,352 | 26,502 | 2,145 | 831 | 1,54,458 | 1,017 | 3,555 | 2,474 | 12,00,334 | Bhandara |
| 33 | गोंदिया | 11,53,861 | 26,157 | 1,827 | 2,160 | 1,25,282 | 1,568 | 5,080 | 6,572 | 13,22,507 | Gondia |
| 34 | चंद्रपूर | 17,80,085 | 92,297 | 10,701 | 5,251 | 2,86,734 | 3,861 | 23,188 | 2,190 | 22,04,307 | Chandrapur |
| 35 | गडचिरोली | 9,27,411 | 21,063 | 3,872 | 681 | 82,695 | 454 | 30,047 | 6,719 | 10,72,942 | Gadchiroli |
| महाराष्ट्र | | 8,97,03,057 | 1,29,71,152 | 10,80,073 | 2,23,247 | 65,31,200 | 14,00,349 | 1,78,965 | 2,86,290 | 11,23,74,333 | Maharashtra |

आधार : भारतीय जनगणना, २०११

Source : Population Census of India, 2011

1. क्षेत्रफळ आणि लोकसंख्या / AREA AND POPULATION

तक्ता क्रमांक / TABLE No. 1.13

राज्य व केंद्रशासित प्रदेशनिहाय लोकसंख्येची ठळक वैशिष्ट्ये / State and Union Territorywise salient features of Population

(जनगणना, २०११ / Population Census, 2011)

| अनु.क्र. Sr. No. | राज्य / केंद्रशासित प्रदेश | क्षेत्रफळ चौ.कि.मी. Area (Sq. Kms.) | लोकसंख्या Population | | लोकसंख्येतील बदल Variation in Population | शेकडा बदल Percentage Variations | दर हजार पुरुषांमागे स्त्रिया Female per 1,000 males | दर चौरस कि.मी.मागे लोकसंख्या Population per Sq. Km. | नागरी लोकसंख्येचे शेकडा प्रमाण Percentage of Urban Population | साक्षरतेचे शेकडा प्रमाण Literacy Percentage | अनुसूचित जाती / जमातीच एकूण लोकसंख्येशी शेकडा प्रमाण Percentage of SC/ST to Total Population | State / Union Territories |
|---------------------|-------------------------------|--|-------------------------|-------------|---|---------------------------------------|---|--|--|--|--|------------------------------|
| | | | 2011 | 2001 | 2011-2001 | 2011-2001 | (8) | (9) | (10) | (11) | (12) | |
| (1) | (2) | (3) | (4) | (5) | (6) | (7) | (8) | (9) | (10) | (11) | (12) | (2) |
| 1 | आंध्रप्रदेश | 2,75,045 | 8,45,80,777 | 7,62,10,007 | 83,70,770 | 10.98 | 993 | 308 | 33.36 | 67.02 | 23.41 | Andhra Pradesh |
| 2 | आसाम | 78,438 | 3,12,05,576 | 2,66,55,528 | 45,50,048 | 17.07 | 958 | 398 | 14.10 | 72.19 | 19.6 | Assam |
| 3 | अरुणाचल प्रदेश | 83,743 | 13,83,727 | 10,97,968 | 2,85,759 | 26.03 | 938 | 17 | 22.94 | 65.38 | 68.79 | Arunachal Pradesh |
| 4 | बिहार | 94,163 | 10,40,99,452 | 8,29,98,509 | 2,11,00,943 | 25.42 | 918 | 1106 | 11.29 | 61.8 | 17.2 | Bihar |
| 5 | छत्तीसगड | 1,35,191 | 2,55,45,198 | 2,08,33,803 | 47,11,395 | 22.61 | 991 | 189 | 23.24 | 70.28 | 43.44 | Chhattisgarh |
| 6 | गुजरात | 1,96,024 | 6,04,39,692 | 5,06,71,017 | 97,68,675 | 19.28 | 919 | 308 | 42.60 | 78.03 | 21.5 | Gujarat |
| 7 | गोवा | 3,702 | 14,58,545 | 13,47,668 | 1,10,877 | 8.23 | 973 | 394 | 62.17 | 88.7 | 11.98 | Goa |
| 8 | हरियाणा | 44,212 | 2,53,51,462 | 2,11,44,564 | 42,06,898 | 19.9 | 879 | 573 | 34.88 | 75.55 | 20.17 | Haryana |
| 9 | हिमाचल प्रदेश | 55,673 | 68,64,602 | 60,77,900 | 7,86,702 | 12.94 | 972 | 123 | 10.03 | 82.8 | 30.9 | Himachal Pradesh |
| 10 | जम्मू व काश्मीर | 2,22,236 | 1,25,41,302 | 1,01,43,700 | 23,97,602 | 23.64 | 889 | 56 | 27.38 | 67.16 | 19.28 | Jammu & Kashmir |
| 11 | झारखंड | 79,714 | 3,29,88,134 | 2,69,45,829 | 60,42,305 | 22.42 | 948 | 414 | 24.05 | 66.41 | 38.29 | Jharkhand |
| 12 | कर्नाटक | 1,91,791 | 6,10,95,297 | 5,28,50,562 | 82,44,735 | 15.6 | 973 | 319 | 38.67 | 75.36 | 24.1 | Karnataka |
| 13 | केरळ | 38,863 | 3,34,06,061 | 3,18,41,374 | 15,64,687 | 4.91 | 1084 | 860 | 47.70 | 94 | 10.55 | Kerala |
| 14 | मध्यप्रदेश | 3,08,245 | 7,26,26,809 | 6,03,48,023 | 1,22,78,786 | 20.35 | 931 | 236 | 27.63 | 69.32 | 36.71 | Madhya Pradesh |
| 15 | महाराष्ट्र राज्य | 3,07,713 | 11,23,74,333 | 9,68,78,627 | 1,54,95,706 | 15.99 | 929 | 365 | 45.22 | 82.34 | 21.17 | Maharashtra State |

तक्ता क्रमांक / TABLE NO. 1.13-contd...

| (1) | (2) | (3) | (4) | (5) | (6) | (7) | (8) | (9) | (10) | (11) | (12) | (2) |
|-----|---------------------------|------------------|-----------------------|-----------------------|---------------------|--------------|------------|------------|--------------|--------------|--------------|------------------------------|
| 16 | मणिपूर | 22,327 | 25,70,390 | 21,66,788 | 4,03,602 | 18.63 | 992 | 115 | 32.45 | 79.21 | 38.9 | Manipur |
| 17 | मेघालय | 22,429 | 29,66,889 | 23,18,822 | 6,48,067 | 27.95 | 989 | 132 | 20.07 | 74.43 | 86.73 | Meghalaya |
| 18 | मिझोराम | 21,081 | 10,97,206 | 8,88,573 | 2,08,633 | 23.48 | 976 | 52 | 52.11 | 91.33 | 94.54 | Mizoram |
| 19 | नागालँड | 16,579 | 19,78,502 | 19,90,036 | -11,534 | -0.58 | 931 | 119 | 28.86 | 79.55 | 86.48 | Nagaland |
| 20 | ओरिसा | 1,55,707 | 4,19,74,218 | 3,68,04,660 | 51,69,558 | 14.05 | 979 | 270 | 16.69 | 72.87 | 39.98 | Orissa |
| 21 | पंजाब | 50,362 | 2,77,43,338 | 2,43,58,999 | 33,84,339 | 13.89 | 895 | 551 | 37.48 | 75.84 | 31.94 | Punjab |
| 22 | राजस्थान | 3,42,239 | 6,85,48,437 | 5,65,07,188 | 1,20,41,249 | 21.31 | 928 | 200 | 24.87 | 66.11 | 31.31 | Rajasthan |
| 23 | सिक्कीम | 7,096 | 6,10,577 | 5,40,851 | 69,726 | 12.89 | 890 | 86 | 25.15 | 81.42 | 38.43 | Sikkim |
| 24 | तामीळनाडू | 1,30,058 | 7,21,47,030 | 6,24,05,679 | 97,41,351 | 15.61 | 996 | 555 | 48.40 | 80.09 | 21.11 | Tamil Nadu |
| 25 | त्रिपूरा | 10,486 | 36,73,917 | 31,99,203 | 4,74,714 | 14.84 | 960 | 350 | 26.17 | 87.22 | 49.59 | Tripura |
| 26 | उत्तर प्रदेश | 2,40,928 | 19,98,12,341 | 16,61,97,921 | 3,36,14,420 | 20.23 | 912 | 829 | 22.27 | 67.68 | 21.27 | Uttar Pradesh |
| 27 | उत्तराखंड | 53,483 | 1,00,86,292 | 84,89,349 | 15,96,943 | 18.81 | 963 | 189 | 30.23 | 78.82 | 21.66 | Uttaranchal |
| 28 | पश्चिम बंगाल | 88,752 | 9,12,76,115 | 8,01,76,197 | 1,10,99,918 | 13.84 | 950 | 1028 | 31.87 | 76.26 | 29.32 | West Bengal |
| 29 | अन्दमान व निकोबार बेटे | 8,249 | 3,80,581 | 3,56,152 | 24,429 | 6.86 | 876 | 46 | 37.70 | 86.63 | 7.5 | Andaman & Nicobar Islands |
| 30 | चंदिगड | 114 | 10,55,450 | 9,00,635 | 1,54,815 | 17.19 | 818 | 9258 | 97.25 | 86.05 | 18.86 | Chandigarh |
| 31 | दादर व नगरहवेली | 491 | 3,43,709 | 2,20,490 | 1,23,219 | 55.88 | 774 | 700 | 46.72 | 76.24 | 53.75 | Dadra & Nagar Haveli |
| 32 | दिल्ली | 1,483 | 1,67,87,941 | 1,35,50,507 | 29,37,434 | 21.21 | 868 | 11320 | 97.50 | 86.21 | 16.75 | Delhi |
| 33 | लक्षद्वीप | 32 | 64,473 | 60,650 | 3,823 | 6.3 | 946 | 2015 | 78.07 | 91.85 | 94.8 | Lakshadweep |
| 34 | पांडेचेरी | 479 | 12,47,953 | 9,74,345 | 2,73,608 | 28.08 | 1037 | 2605 | 68.33 | 85.85 | 15.73 | Pondicherry |
| 35 | दिव आणि दमन | 112 | 2,43,247 | 1,58,204 | 85,043 | 53.76 | 618 | 2172 | 75.17 | 87.1 | 8.83 | Diu & Daman |
| | भारत | 32,87,240 | 1,21,05,69,573 | 1,02,83,10,328 | 18,19,59,245 | 17.69 | 943 | 368 | 31.15 | 72.99 | 25.25 | India |

आधार : भारतीय जनगणना, २०११

Source : Population Census of India, 2011

1. क्षेत्रफल आणि लोकसंख्या / AREA AND POPULATION

तक्ता क्रमांक / TABLE No. 1.14

दि. १ मार्च रोजीची जिल्हावार प्रक्षेपित लोकसंख्या (२००२-२०११) / Districtwise projected Population as on 1st March (2002-2011)

(‘०००/’000)

| अनु.क्र. Sr.No. | जिल्हा | लोकसंख्या Population 2001 जनगणना / Census | 2002 | 2003 | 2004 | 2005 | 2006 | 2007 | 2008 | 2009 | 2010 | 2011 | District |
|--------------------|-------------|---|-------|-------|-------|-------|-------|-------|--------|--------|--------|--------|-----------------|
| (1) | (2) | (3) | (4) | (5) | (6) | (7) | (8) | (9) | (10) | (11) | (12) | (13) | (2) |
| 1 | मुंबई शहर | 3,338 | 3,421 | 3,504 | 3,589 | 3,674 | 3,760 | 3,846 | 3,934 | 4,022 | 4,111 | 4,202 | Mumbai City |
| 2 | मुंबई उपनगर | 8,640 | 8,856 | 9,070 | 9,289 | 9,509 | 9,731 | 9,957 | 10,183 | 10,412 | 10,642 | 10,876 | Mumbai Suburban |
| 3 | ठाणे | 8,132 | 8,298 | 8,461 | 8,627 | 8,792 | 8,958 | 9,125 | 9,292 | 9,459 | 9,627 | 9,795 | Thane |
| 4 | रायगड | 2,208 | 2,235 | 2,261 | 2,287 | 2,312 | 2,336 | 2,360 | 2,383 | 2,406 | 2,428 | 2,449 | Raigad |
| 5 | रत्नागिरी | 1,697 | 1,714 | 1,730 | 1,746 | 1,761 | 1,776 | 1,790 | 1,803 | 1,815 | 1,827 | 1,839 | Ratnagiri |
| 6 | सिंधुदुर्ग | 869 | 877 | 885 | 893 | 901 | 908 | 915 | 921 | 927 | 933 | 938 | Sindhudurg |
| 7 | नाशिक | 4,994 | 5,068 | 5,139 | 5,210 | 5,280 | 5,349 | 5,418 | 5,486 | 5,552 | 5,617 | 5,682 | Nashik |
| 8 | धुळे | 1,708 | 1,730 | 1,750 | 1,771 | 1,791 | 1,810 | 1,829 | 1,848 | 1,866 | 1,883 | 1,901 | Dhule |
| 9 | नंदुरबार | 1,312 | 1,326 | 1,339 | 1,353 | 1,365 | 1,378 | 1,389 | 1,401 | 1,412 | 1,422 | 1,432 | Nandurbar |
| 10 | जळगाव | 3,683 | 3,731 | 3,777 | 3,823 | 3,867 | 3,911 | 3,954 | 3,996 | 4,037 | 4,077 | 4,116 | Jalgaon |
| 11 | अहमदनगर | 4,041 | 4,088 | 4,132 | 4,176 | 4,218 | 4,260 | 4,300 | 4,339 | 4,376 | 4,412 | 4,447 | Ahmednagar |
| 12 | पुणे | 7,233 | 7,363 | 7,489 | 7,618 | 7,746 | 7,873 | 8,001 | 8,127 | 8,253 | 8,379 | 8,505 | Pune |
| 13 | सातारा | 2,809 | 2,839 | 2,867 | 2,895 | 2,921 | 2,947 | 2,972 | 2,995 | 3,018 | 3,039 | 3,060 | Satara |
| 14 | सांगली | 2,584 | 2,616 | 2,646 | 2,676 | 2,706 | 2,734 | 2,762 | 2,790 | 2,816 | 2,842 | 2,867 | Sangli |
| 15 | सोलापूर | 3,850 | 3,902 | 3,952 | 4,002 | 4,051 | 4,100 | 4,147 | 4,194 | 4,239 | 4,283 | 4,327 | Solapur |
| 16 | कोल्हापूर | 3,523 | 3,570 | 3,615 | 3,659 | 3,703 | 3,746 | 3,788 | 3,829 | 3,869 | 3,908 | 3,946 | Kolhapur |
| 17 | औरंगाबाद | 2,897 | 2,939 | 2,980 | 3,021 | 3,061 | 3,100 | 3,139 | 3,178 | 3,215 | 3,252 | 3,289 | Aurangabad |

तक्ता क्रमांक / TABLE NO. 1.14-contd...

| (1) | (2) | (3) | (4) | (5) | (6) | (7) | (8) | (9) | (10) | (11) | (12) | (13) | (2) |
|-------------------------|------------|---------------|---------------|---------------|-----------------|-----------------|-----------------|-----------------|-----------------|-----------------|-----------------|-----------------|--------------------------|
| 18 | जालना | 1,613 | 1,632 | 1,649 | 1,666 | 1,683 | 1,699 | 1,715 | 1,730 | 1,745 | 1,759 | 1,773 | Jalna |
| 19 | परभणी | 1,528 | 1,549 | 1,568 | 1,588 | 1,608 | 1,627 | 1,646 | 1,664 | 1,682 | 1,700 | 1,717 | Parbhani |
| 20 | हिंगोली | 987 | 998 | 1,008 | 1,018 | 1,028 | 1,037 | 1,046 | 1,054 | 1,063 | 1,070 | 1,078 | Hingoli |
| 21 | बीड | 2,161 | 2,186 | 2,209 | 2,231 | 2,253 | 2,275 | 2,295 | 2,315 | 2,334 | 2,352 | 2,370 | Beed |
| 22 | नांदेड | 2,876 | 2,912 | 2,945 | 2,979 | 3,011 | 3,043 | 3,074 | 3,104 | 3,133 | 3,161 | 3,189 | Nanded |
| 23 | उस्मानाबाद | 1,487 | 1,503 | 1,518 | 1,533 | 1,548 | 1,562 | 1,575 | 1,588 | 1,600 | 1,612 | 1,624 | Osmanabad |
| 24 | लातूर | 2,080 | 2,106 | 2,130 | 2,154 | 2,177 | 2,200 | 2,222 | 2,244 | 2,265 | 2,285 | 2,305 | Latur |
| 25 | बुलढाणा | 2,232 | 2,259 | 2,284 | 2,309 | 2,333 | 2,356 | 2,379 | 2,401 | 2,422 | 2,443 | 2,463 | Buldhana |
| 26 | अकोला | 1,630 | 1,654 | 1,677 | 1,701 | 1,723 | 1,746 | 1,768 | 1,790 | 1,812 | 1,833 | 1,854 | Akola |
| 27 | वाशिम | 1,020 | 1,032 | 1,042 | 1,053 | 1,063 | 1,073 | 1,083 | 1,092 | 1,101 | 1,110 | 1,118 | Washim |
| 28 | अमरावती | 2,607 | 2,644 | 2,679 | 2,714 | 2,749 | 2,783 | 2,816 | 2,849 | 2,882 | 2,913 | 2,945 | Amravati |
| 29 | यवतमाळ | 2,458 | 2,486 | 2,513 | 2,539 | 2,564 | 2,589 | 2,613 | 2,635 | 2,657 | 2,679 | 2,699 | Yavatmal |
| 30 | वर्धा | 1,237 | 1,252 | 1,267 | 1,282 | 1,297 | 1,311 | 1,325 | 1,338 | 1,351 | 1,364 | 1,377 | Wardha |
| 31 | नागपूर | 4,068 | 4,145 | 4,221 | 4,298 | 4,374 | 4,450 | 4,527 | 4,604 | 4,680 | 4,756 | 4,833 | Nagpur |
| 32 | भंडारा | 1,136 | 1,149 | 1,160 | 1,172 | 1,183 | 1,193 | 1,204 | 1,213 | 1,223 | 1,232 | 1,240 | Bhandara |
| 33 | गोंदिया | 1,201 | 1,213 | 1,225 | 1,236 | 1,247 | 1,257 | 1,267 | 1,277 | 1,286 | 1,294 | 1,303 | Gondia |
| 34 | चंद्रपूर | 2,071 | 2,099 | 2,126 | 2,154 | 2,180 | 2,206 | 2,232 | 2,257 | 2,282 | 2,306 | 2,329 | Chandrapur |
| 35 | गडचिरोली | 970 | 980 | 988 | 996 | 1,004 | 1,012 | 1,019 | 1,025 | 1,032 | 1,038 | 1,043 | Gadchiroli |
| महाराष्ट्र राज्य | | 93,879 | 98,369 | 99,806 | 1,01,259 | 1,02,682 | 1,04,094 | 1,05,497 | 1,06,881 | 1,08,243 | 1,09,591 | 1,10,930 | Maharashtra State |

टिप - आकडे संक्षिप्तात असल्यामुळे बेरेजा जुळणार नाहीत / Note - Total may not tally due to rounding.

आधार - अर्थ व सांख्यिकी संचालनालय, महाराष्ट्र शासन, मुंबई / Source :- Directorate of Economics & Statistics, Government of Maharashtra, Mumbai

1. क्षेत्रफल आणि लोकसंख्या / AREA AND POPULATION
तक्ता क्रमांक / TABLE No. 1.15
लोकसंख्येतील साक्षरतेचे प्रमाण/ Literacy rate of Population
(जनगणना, २०११/ Population Census, 2011)

| अ.क्र. Sr.No. | जिल्हे (2) | साक्षर लोकसंख्या Literate population | | | | | | | | | साक्षर लोकसंख्येची एकूण लोकसंख्येशी टक्केवारी Literate population as % to above 0-6 age group | | | Districts (2) |
|------------------|---------------|---|----------------|---------------------|---------------|----------------|---------------------|---------------|----------------|---------------------|--|----------------|---------------------|------------------|
| | | ग्रामीण / Rural | | | नागरी / Urban | | | एकूण / Total | | | एकूण Total | पुरुष Males | स्त्रिया Females | |
| | | एकूण Total | पुरुष Males | स्त्रिया Females | एकूण Total | पुरुष Males | स्त्रिया Females | एकूण Total | पुरुष Males | स्त्रिया Females | | | | |
| (1) | (3) | (4) | (5) | (6) | (7) | (8) | (9) | (10) | (11) | (12) | (13) | (14) | | |
| 1 | मुंबई शहर | 0 | 0 | 0 | 25,09,022 | 14,10,680 | 10,98,342 | 25,09,022 | 14,10,680 | 10,98,342 | 89.21 | 91.48 | 86.45 | Mumbai City |
| 2 | मुंबई उपनगर | 0 | 0 | 0 | 75,75,485 | 42,23,029 | 33,52,456 | 75,75,485 | 42,23,029 | 33,52,456 | 89.91 | 92.92 | 86.37 | Mumbai Suburban |
| 3 | ठाणे | 15,39,885 | 8,83,410 | 6,56,475 | 66,87,276 | 37,07,986 | 29,79,290 | 82,27,161 | 45,91,396 | 36,35,765 | 84.53 | 88.72 | 79.77 | Thane |
| 4 | रायगड | 11,62,891 | 6,39,701 | 5,23,190 | 7,77,103 | 4,19,991 | 3,57,112 | 19,39,994 | 10,59,692 | 8,80,302 | 83.14 | 89.13 | 76.92 | Raigad |
| 5 | रत्नागिरी | 9,79,357 | 5,07,199 | 4,72,158 | 2,20,035 | 1,11,813 | 1,08,222 | 11,99,392 | 6,19,012 | 5,80,380 | 82.18 | 90.93 | 74.53 | Ratnagiri |
| 6 | सिंधुदुर्ग | 5,76,273 | 3,02,111 | 2,74,162 | 89,794 | 46,178 | 43,616 | 6,66,067 | 3,48,289 | 3,17,778 | 85.56 | 91.58 | 79.81 | Sindhudurg |
| 7 | नाशिक | 23,26,432 | 13,06,464 | 10,19,968 | 20,18,934 | 10,91,074 | 9,27,860 | 43,45,366 | 23,97,538 | 19,47,828 | 82.31 | 88.17 | 76.08 | Nashik |
| 8 | धुळे | 8,57,440 | 4,89,478 | 3,67,962 | 4,36,476 | 2,33,910 | 2,02,566 | 12,93,916 | 7,23,388 | 5,70,528 | 72.8 | 79.5 | 65.77 | Dhule |
| 9 | नंदुरबार | 6,96,260 | 3,95,314 | 3,00,946 | 2,10,249 | 1,16,785 | 93,464 | 9,06,509 | 5,12,099 | 3,94,410 | 64.38 | 72.17 | 56.47 | Nandurbar |
| 10 | जळगाव | 18,77,562 | 10,80,250 | 7,97,312 | 10,14,320 | 5,48,973 | 4,65,347 | 28,91,882 | 16,29,223 | 12,62,659 | 78.2 | 85.36 | 70.56 | Jalgaon |
| 11 | अहमदनगर | 24,45,147 | 13,92,891 | 10,52,256 | 7,06,743 | 3,80,464 | 3,26,279 | 31,51,890 | 17,73,355 | 13,78,535 | 79.05 | 86.82 | 70.89 | Ahmednagar |
| 12 | पुणे | 26,22,222 | 14,72,191 | 11,50,031 | 45,49,501 | 24,68,019 | 20,81,482 | 71,71,723 | 39,40,210 | 32,31,513 | 86.15 | 90.84 | 81.05 | Pune |
| 13 | सातारा | 17,70,750 | 9,60,799 | 8,09,951 | 4,54,944 | 2,40,235 | 2,14,709 | 22,25,694 | 12,01,034 | 10,24,660 | 82.87 | 89.42 | 76.31 | Satara |
| 14 | सांगली | 14,95,094 | 8,27,806 | 6,67,288 | 5,54,373 | 2,93,744 | 2,60,629 | 20,49,467 | 11,21,550 | 9,27,917 | 81.48 | 88.22 | 74.59 | Sangli |
| 15 | सोलापूर | 18,82,788 | 10,91,085 | 7,91,703 | 10,27,888 | 5,60,181 | 4,67,707 | 29,10,676 | 16,51,266 | 12,59,410 | 77.02 | 85.03 | 68.55 | Solapur |

तक्ता क्रमांक / TABLE NO. 1.15-contd...

| (1) | (2) | (3) | (4) | (5) | (6) | (7) | (8) | (9) | (10) | (11) | (12) | (13) | (14) | (2) |
|-----|-------------------------|--------------------|--------------------|--------------------|--------------------|--------------------|--------------------|--------------------|--------------------|--------------------|--------------|--------------|--------------|--------------------------|
| 16 | कोल्हापूर | 18,53,869 | 10,39,715 | 8,14,154 | 9,71,976 | 5,20,045 | 4,51,931 | 28,25,845 | 15,59,760 | 12,66,085 | 81.51 | 88.57 | 74.22 | Kolhapur |
| 17 | औरंगाबाद | 12,93,330 | 7,68,411 | 5,24,919 | 12,10,507 | 6,62,525 | 5,47,982 | 25,03,837 | 14,30,936 | 10,72,901 | 79.02 | 87.37 | 70.08 | Aurangabad |
| 18 | जालना | 9,31,514 | 5,54,670 | 3,76,844 | 2,64,009 | 1,44,758 | 1,19,251 | 11,95,523 | 6,99,428 | 4,96,095 | 71.52 | 81.53 | 60.95 | Jalna |
| 19 | परभणी | 7,63,448 | 4,50,696 | 3,12,752 | 3,94,366 | 2,15,595 | 1,78,771 | 11,57,814 | 6,66,291 | 4,91,523 | 73.34 | 82.64 | 63.63 | Parbhani |
| 20 | हिंगोली | 6,58,152 | 3,78,697 | 2,79,455 | 1,32,591 | 71,854 | 60,737 | 7,90,743 | 4,50,551 | 3,40,192 | 78.17 | 86.94 | 68.95 | Hingoli |
| 21 | बीड | 13,35,589 | 7,77,837 | 5,57,752 | 3,82,918 | 2,09,348 | 1,73,570 | 17,18,507 | 9,87,185 | 7,31,322 | 76.99 | 85.55 | 67.82 | Beed |
| 22 | नांदेड | 15,29,317 | 8,92,050 | 6,37,267 | 6,60,108 | 3,63,172 | 2,96,936 | 21,89,425 | 12,55,222 | 9,34,203 | 75.45 | 84.27 | 66.15 | Nanded |
| 23 | उस्मानाबाद | 9,26,022 | 5,28,743 | 3,97,279 | 2,11,788 | 1,15,561 | 96,227 | 11,37,810 | 6,44,304 | 4,93,506 | 78.44 | 85.84 | 70.51 | Osmanabad |
| 24 | लातूर | 11,94,845 | 6,83,249 | 5,11,596 | 4,55,827 | 2,49,183 | 2,06,644 | 16,50,672 | 9,32,432 | 7,18,240 | 77.26 | 84.39 | 69.63 | Latur |
| 25 | बुलढाणा | 14,50,758 | 8,18,571 | 6,32,187 | 4,86,539 | 2,56,299 | 2,30,240 | 18,79,874 | 10,48,892 | 8,30,982 | 83.4 | 90.54 | 75.84 | Buldhana |
| 26 | अकोला | 8,29,355 | 4,53,144 | 3,76,211 | 8,51,180 | 4,45,439 | 4,05,741 | 14,11,281 | 7,58,977 | 6,52,304 | 88.05 | 92.34 | 83.54 | Akola |
| 27 | वाशिम | 7,06,756 | 4,00,484 | 3,06,272 | 1,63,161 | 87,219 | 75,942 | 8,69,917 | 4,87,703 | 3,82,214 | 83.25 | 90.55 | 75.48 | Washim |
| 28 | अमरावती | 14,00,695 | 7,61,665 | 6,39,030 | 5,81,926 | 3,05,833 | 2,76,093 | 22,51,875 | 12,07,104 | 10,44,771 | 87.38 | 91.46 | 83.1 | Amravati |
| 29 | यवतमाळ | 15,36,035 | 8,59,681 | 6,76,354 | 4,29,116 | 2,30,321 | 1,98,795 | 20,22,574 | 11,15,980 | 9,06,594 | 82.82 | 89.41 | 75.93 | Yavatmal |
| 30 | वर्धा | 6,65,082 | 3,65,198 | 2,99,884 | 3,54,376 | 1,87,419 | 1,66,957 | 10,19,458 | 5,52,617 | 4,66,841 | 86.99 | 91.92 | 81.81 | Wardha |
| 31 | नागपूर | 10,72,979 | 5,89,827 | 4,83,152 | 26,00,829 | 13,69,393 | 12,31,436 | 36,73,808 | 19,59,220 | 17,14,588 | 88.39 | 92.09 | 84.51 | Nagpur |
| 32 | भंडारा | 7,08,328 | 3,88,442 | 3,19,886 | 1,91,532 | 1,00,267 | 91,265 | 8,99,860 | 4,88,709 | 4,11,151 | 83.76 | 90.35 | 77.08 | Bhandara |
| 33 | गोंदिया | 8,18,421 | 4,45,490 | 3,72,931 | 1,85,822 | 97,347 | 88,475 | 10,04,243 | 5,42,837 | 4,61,406 | 84.95 | 92.04 | 77.89 | Gondiya |
| 34 | चंद्रपूर | 9,62,394 | 5,41,613 | 4,20,781 | 6,16,221 | 3,30,952 | 2,85,269 | 15,78,615 | 8,72,565 | 7,06,050 | 80.01 | 86.79 | 72.97 | Chandrapur |
| 35 | गडचिरोली | 6,13,771 | 3,44,593 | 2,69,178 | 94,594 | 50,517 | 44,077 | 7,08,365 | 3,95,110 | 3,13,255 | 74.36 | 82.31 | 66.27 | Gadchiroli |
| | महाराष्ट्र राज्य | 4,14,82,761 | 2,33,91,475 | 1,80,91,286 | 4,00,71,529 | 2,18,66,109 | 1,82,05,420 | 8,15,54,290 | 4,52,57,584 | 3,62,96,706 | 82.34 | 88.38 | 75.87 | Maharashtra State |

आधार : भारतीय जनगणना, २०११

Source : Population Census of India, 2011

1. क्षेत्रफल आणि लोकसंख्या / AREA AND POPULATION
तक्ता क्रमांक / TABLE No. 1.16
अनुसूचित जातींच्या लोकसंख्येतील साक्षरतेचे प्रमाण / Literacy rate of Scheduled Castes
(जनगणना, २०११/ Population Census, 2011)

| अनु. क्र. Sr. No. (1) | जिल्हे (2) | साक्षर लोकसंख्या / Literate population | | | | | | | | | साक्षर लोकसंख्येची एकूण लोकसंख्येशी टक्केवारी Literate population as percentage to total population | | | Districts (2) |
|-----------------------------|---------------|--|-----------------------|----------------------------|----------------------|-----------------------|----------------------------|----------------------|------------------------|-----------------------------|--|------------------------|-----------------------------|------------------|
| | | ग्रामीण / Rural | | | नागरी / Urban | | | एकूण / Total | | | एकूण Total (12) | पुरुष Males (13) | स्त्रिया Females (14) | |
| | | एकूण Total (3) | पुरुष Males (4) | स्त्रिया Females (5) | एकूण Total (6) | पुरुष Males (7) | स्त्रिया Females (8) | एकूण Total (9) | पुरुष Males (10) | स्त्रिया Females (11) | | | | |
| 1 | मुंबई शहर | 0 | 0 | 0 | 1,74,664 | 94,080 | 80,584 | 1,74,664 | 94,080 | 80,584 | 87.48 | 93.11 | 81.71 | Mumbai City |
| 2 | मुंबई उपनगर | 0 | 0 | 0 | 4,43,479 | 2,43,862 | 1,99,617 | 4,43,479 | 2,43,862 | 1,99,617 | 85.32 | 91.35 | 78.95 | Mumbai Suburban |
| 3 | ठाणे | 62,165 | 34,750 | 27,415 | 4,84,411 | 2,65,730 | 2,18,681 | 5,46,576 | 3,00,480 | 2,46,096 | 84.73 | 90.03 | 79.05 | Thane |
| 4 | रायगड | 47,302 | 25,389 | 21,913 | 56,206 | 29,871 | 26,335 | 1,03,508 | 55,260 | 48,248 | 86.31 | 91.75 | 80.83 | Raigad |
| 5 | रत्नागिरी | 42,335 | 22,299 | 20,036 | 7,866 | 4,099 | 3,767 | 50,201 | 26,398 | 23,803 | 82.53 | 91.61 | 74.35 | Ratnagiri |
| 6 | सिंधुदुर्ग | 35,425 | 18,727 | 16,698 | 5,670 | 2,925 | 2,745 | 41,095 | 21,652 | 19,443 | 80.72 | 88.87 | 73.24 | Sindhudurg |
| 7 | नाशिक | 1,60,187 | 89,939 | 70,248 | 2,38,085 | 1,29,827 | 1,08,258 | 3,98,272 | 2,19,766 | 1,78,506 | 82.55 | 89.83 | 75.06 | Nashik |
| 8 | धुळे | 51,275 | 29,954 | 21,321 | 33,009 | 17,879 | 15,130 | 84,284 | 47,833 | 36,451 | 75.40 | 84.35 | 66.18 | Dhule |
| 9 | नंदुरबार | 19,613 | 11,442 | 8,171 | 12,752 | 6,935 | 5,817 | 32,365 | 18,377 | 13,988 | 76.91 | 86.70 | 66.98 | Nandurbar |
| 10 | जळगाव | 1,64,711 | 97,544 | 67,167 | 85,891 | 47,431 | 38,460 | 2,50,602 | 1,44,975 | 1,05,627 | 73.71 | 83.54 | 63.46 | Jalgaon |
| 11 | अहमदनगर | 2,88,399 | 1,64,741 | 1,23,658 | 93,395 | 50,772 | 42,623 | 3,81,794 | 2,15,513 | 1,66,281 | 76.52 | 85.30 | 67.51 | Ahmednagar |
| 12 | पुणे | 2,46,839 | 1,38,396 | 1,08,443 | 5,92,330 | 3,21,914 | 2,70,416 | 8,39,169 | 4,60,310 | 3,78,859 | 81.59 | 87.87 | 75.06 | Pune |
| 13 | सातारा | 1,71,803 | 94,687 | 77,116 | 56,501 | 30,241 | 26,260 | 2,28,304 | 1,24,928 | 1,03,376 | 79.46 | 87.22 | 71.75 | Satara |
| 14 | सांगली | 1,71,500 | 95,830 | 75,670 | 72,461 | 38,697 | 33,764 | 2,43,961 | 1,34,527 | 1,09,434 | 78.00 | 86.21 | 69.83 | Sangli |
| 15 | सोलापूर | 2,67,793 | 1,57,955 | 1,09,838 | 1,42,196 | 79,047 | 63,149 | 4,09,989 | 2,37,002 | 1,72,987 | 72.48 | 82.23 | 62.35 | Solapur |
| 16 | कोल्हापूर | 2,39,351 | 1,34,325 | 1,05,026 | 1,09,271 | 58,992 | 50,279 | 3,48,622 | 1,93,317 | 1,55,305 | 77.79 | 86.27 | 69.31 | Kolhapur |

तक्ता क्रमांक / TABLE NO. 1.16-contd...

| (1) | (2) | (3) | (4) | (5) | (6) | (7) | (8) | (9) | (10) | (11) | (12) | (13) | (14) | (2) |
|-------------------------|------------|------------------|------------------|------------------|------------------|------------------|------------------|------------------|------------------|------------------|--------------|--------------|--------------|--------------------------|
| 17 | औरंगाबाद | 1,45,391 | 86,724 | 58,667 | 2,04,999 | 1,14,963 | 90,036 | 3,50,390 | 2,01,687 | 1,48,703 | 76.06 | 85.52 | 66.15 | Aurangabad |
| 18 | जालना | 1,22,831 | 73,358 | 49,473 | 29,508 | 16,522 | 12,986 | 1,52,339 | 89,880 | 62,459 | 66.20 | 76.72 | 55.29 | Jalna |
| 19 | परभणी | 97,170 | 57,310 | 39,860 | 49,659 | 27,770 | 21,889 | 1,46,829 | 85,080 | 61,749 | 69.38 | 79.15 | 59.29 | Parbhani |
| 20 | हिंगोली | 1,03,211 | 59,420 | 43,791 | 14,962 | 8,207 | 6,755 | 1,18,173 | 67,627 | 50,546 | 75.46 | 84.55 | 65.98 | Hingoli |
| 21 | बीड | 1,67,947 | 97,127 | 70,820 | 51,172 | 28,297 | 22,875 | 2,19,119 | 1,25,424 | 93,695 | 73.02 | 81.97 | 63.71 | Beed |
| 22 | नांदेड | 2,85,236 | 1,66,290 | 1,18,946 | 1,18,054 | 65,785 | 52,269 | 4,03,290 | 2,32,075 | 1,71,215 | 73.19 | 82.19 | 63.72 | Nanded |
| 23 | उस्मानाबाद | 1,38,119 | 79,266 | 58,853 | 31,900 | 17,692 | 14,208 | 1,70,019 | 96,958 | 73,061 | 73.52 | 81.61 | 64.98 | Osmanabad |
| 24 | लातूर | 2,24,695 | 1,29,221 | 95,474 | 75,631 | 41,881 | 33,750 | 3,00,326 | 1,71,102 | 1,29,224 | 72.55 | 80.25 | 64.37 | Latur |
| 25 | बुलढाणा | 2,64,068 | 1,52,126 | 1,11,942 | 56,097 | 30,708 | 25,389 | 3,20,165 | 1,82,834 | 1,37,331 | 78.56 | 87.82 | 68.90 | Buldhana |
| 26 | अकोला | 1,83,057 | 1,02,862 | 80,195 | 84,310 | 45,373 | 38,937 | 2,67,367 | 1,48,235 | 1,19,132 | 83.19 | 90.23 | 75.83 | Akola |
| 27 | वाशिम | 1,39,858 | 79,626 | 60,232 | 21,315 | 11,490 | 9,825 | 1,61,173 | 91,116 | 70,057 | 80.50 | 88.93 | 71.65 | Washim |
| 28 | अमरावती | 2,57,941 | 1,43,467 | 1,14,474 | 1,26,629 | 67,383 | 59,246 | 3,84,570 | 2,10,850 | 1,73,720 | 84.57 | 90.58 | 78.27 | Amravati |
| 29 | यवतमाळ | 1,78,648 | 99,854 | 78,794 | 61,973 | 32,901 | 29,072 | 2,40,621 | 1,32,755 | 1,07,866 | 82.80 | 90.06 | 75.32 | Yavatmal |
| 30 | वर्धा | 87,755 | 48,731 | 39,024 | 60,738 | 32,330 | 28,408 | 1,48,493 | 81,061 | 67,432 | 86.60 | 92.56 | 80.38 | Wardha |
| 31 | नागपूर | 1,72,662 | 94,762 | 77,900 | 5,16,596 | 2,69,776 | 2,46,820 | 6,89,258 | 3,64,538 | 3,24,720 | 88.49 | 92.66 | 84.23 | Nagpur |
| 32 | भंडारा | 1,17,985 | 64,637 | 53,348 | 37,178 | 19,267 | 17,911 | 1,55,163 | 83,904 | 71,259 | 85.60 | 92.49 | 78.70 | Bhandara |
| 33 | गोंदिया | 1,04,787 | 56,797 | 47,990 | 33,009 | 17,071 | 15,938 | 1,37,796 | 73,868 | 63,928 | 87.15 | 94.21 | 80.21 | Gondiya |
| 34 | चंद्रपूर | 1,31,870 | 74,079 | 57,791 | 1,26,101 | 67,768 | 58,333 | 2,57,971 | 1,41,847 | 1,16,124 | 82.25 | 89.14 | 75.14 | Chandrapur |
| 35 | गडचिरोली | 70,309 | 39,558 | 30,751 | 15,412 | 8,197 | 7,215 | 85,721 | 47,755 | 37,966 | 78.81 | 86.90 | 70.54 | Gadchiroli |
| महाराष्ट्र राज्य | | 49,62,238 | 28,21,193 | 21,41,045 | 43,23,430 | 23,45,683 | 19,77,747 | 92,85,668 | 51,66,876 | 41,18,792 | 79.66 | 87.18 | 71.89 | Maharashtra State |

आधार : भारतीय जनगणना, २०११

Source : Population Census of India, 2011

1. क्षेत्रफळ आणि लोकसंख्या / AREA AND POPULATION

तक्ता क्रमांक / TABLE No. 1.17

अनुसूचित जमातींच्या लोकसंख्येतील साक्षरतेचे प्रमाण / Literacy rate of Scheduled Tribes

(जनगणना, २०११ / Population Census, 2011)

| अनु.क्र. Sr.No. | जिल्हे (2) | साक्षर लोकसंख्या / Literate population | | | | | | | | | साक्षर लोकसंख्येची एकूण लोकसंख्येशी टक्केवारी Literate population as percentage to total population | | | Districts (2) |
|--------------------|---------------|--|----------------|---------------------|---------------|----------------|---------------------|---------------|----------------|---------------------|--|-------|----------|------------------|
| | | ग्रामीण / Rural | | | नागरी / Urban | | | एकूण / Total | | | एकूण | पुरुष | स्त्रिया | |
| | | एकूण Total | पुरुष Males | स्त्रिया Females | एकूण Total | पुरुष Males | स्त्रिया Females | एकूण Total | पुरुष Males | स्त्रिया Females | | | | |
| (3) | (4) | (5) | (6) | (7) | (8) | (9) | (10) | (11) | (12) | (13) | (14) | | | |
| 1 | मुंबई शहर | 0 | 0 | 0 | 18,876 | 10,723 | 8,153 | 18,876 | 10,723 | 8,153 | 83.41 | 87.86 | 78.20 | Mumbai City |
| 2 | मुंबई उपनगर | 0 | 0 | 0 | 76,304 | 42,947 | 33,357 | 76,304 | 42,947 | 33,357 | 82.05 | 87.71 | 75.75 | Mumbai Suburban |
| 3 | ठाणे | 5,76,208 | 3,38,624 | 2,37,584 | 1,84,913 | 1,02,030 | 82,883 | 7,61,121 | 4,40,654 | 3,20,467 | 58.87 | 68.52 | 49.32 | Thane |
| 4 | रायगड | 1,26,918 | 73,587 | 53,331 | 22,692 | 12,630 | 10,062 | 1,49,610 | 86,217 | 63,393 | 57.59 | 66.04 | 49.05 | Raigad |
| 5 | रत्नागिरी | 10,211 | 6,008 | 4,203 | 1,208 | 654 | 554 | 11,419 | 6,662 | 4,757 | 65.12 | 74.27 | 55.53 | Ratnagiri |
| 6 | सिंधुदुर्ग | 4,344 | 2,346 | 1,998 | 731 | 396 | 335 | 5,075 | 2,742 | 2,333 | 81.92 | 86.64 | 77.00 | Sindhudurg |
| 7 | नाशिक | 7,63,316 | 4,33,569 | 3,29,747 | 1,07,701 | 60,416 | 47,285 | 8,71,017 | 4,93,985 | 3,77,032 | 66.56 | 74.67 | 58.26 | Nashik |
| 8 | धुळे | 2,52,046 | 1,47,893 | 1,04,153 | 22,267 | 12,528 | 9,739 | 2,74,313 | 1,60,421 | 1,13,892 | 50.91 | 59.02 | 42.65 | Dhule |
| 9 | नंदुरबार | 4,98,794 | 2,84,392 | 2,14,402 | 29,584 | 16,064 | 13,520 | 5,28,378 | 3,00,456 | 2,27,922 | 55.03 | 63.16 | 47.04 | Nandurbar |
| 10 | जळगाव | 2,53,972 | 1,52,506 | 1,01,466 | 41,940 | 23,625 | 18,315 | 2,95,912 | 1,76,131 | 1,19,781 | 58.85 | 68.41 | 48.82 | Jalgaon |
| 11 | अहमदनगर | 1,83,292 | 1,07,884 | 75,408 | 15,014 | 8,455 | 6,559 | 1,98,306 | 1,16,339 | 81,967 | 62.24 | 72.43 | 51.88 | Ahmednagar |
| 12 | पुणे | 1,51,090 | 86,428 | 64,662 | 68,222 | 37,952 | 30,270 | 2,19,312 | 1,24,380 | 94,932 | 73.11 | 80.90 | 64.92 | Pune |
| 13 | सातारा | 13,838 | 7,754 | 6,084 | 4,431 | 2,419 | 2,012 | 18,269 | 10,173 | 8,096 | 73.03 | 79.46 | 66.29 | Satara |
| 14 | सांगली | 7,994 | 4,448 | 3,546 | 3,936 | 2,132 | 1,804 | 11,930 | 6,580 | 5,350 | 76.16 | 82.23 | 69.83 | Sangli |
| 15 | सोलापूर | 27,504 | 16,502 | 11,002 | 19,243 | 10,740 | 8,503 | 46,747 | 27,242 | 19,505 | 70.54 | 80.35 | 60.26 | Solapur |
| 16 | कोल्हापूर | 15,528 | 8,635 | 6,893 | 5,748 | 3,149 | 2,599 | 21,276 | 11,784 | 9,492 | 79.99 | 86.97 | 72.74 | Kolhapur |

तक्ता क्रमांक / TABLE NO. 1.17-contd.

| (1) | (2) | (3) | (4) | (5) | (6) | (7) | (8) | (9) | (10) | (11) | (12) | (13) | (14) | (2) |
|-----|-------------------|------------------|------------------|------------------|------------------|-----------------|-----------------|------------------|------------------|------------------|--------------|--------------|--------------|--------------------|
| 17 | औरंगाबाद | 56,297 | 34,353 | 21,944 | 17,941 | 10,172 | 7,769 | 74,238 | 44,525 | 29,713 | 62.84 | 73.38 | 51.70 | Aurangabad |
| 18 | जालना | 18,253 | 11,163 | 7,090 | 4,637 | 2,685 | 1,952 | 22,890 | 13,848 | 9,042 | 64.84 | 75.45 | 53.35 | Jalna |
| 19 | परभणी | 17,194 | 10,211 | 6,983 | 5,540 | 3,070 | 2,470 | 22,734 | 13,281 | 9,453 | 66.72 | 77.04 | 56.14 | Parbhani |
| 20 | हिंगोली | 64,271 | 37,471 | 26,800 | 3,977 | 2,258 | 1,719 | 68,248 | 39,729 | 28,519 | 72.22 | 81.92 | 62.00 | Hingoli |
| 21 | बीड | 14,102 | 8,237 | 5,865 | 4,505 | 2,483 | 2,022 | 18,607 | 10,720 | 7,887 | 68.90 | 77.69 | 59.72 | Beed |
| 22 | नांदेड | 1,45,784 | 85,321 | 60,463 | 26,875 | 15,155 | 11,720 | 1,72,659 | 1,00,476 | 72,183 | 70.56 | 80.50 | 60.22 | Nanded |
| 23 | उस्मानाबाद | 16,663 | 9,794 | 6,869 | 3,924 | 2,242 | 1,682 | 20,587 | 12,036 | 8,551 | 68.25 | 77.37 | 58.53 | Osmanabad |
| 24 | लातूर | 29,201 | 16,772 | 12,429 | 6,607 | 3,732 | 2,875 | 35,808 | 20,504 | 15,304 | 72.30 | 79.92 | 64.12 | Latur |
| 25 | बुलढाणा | 64,968 | 37,834 | 27,134 | 6,605 | 3,719 | 2,886 | 71,573 | 41,553 | 30,020 | 68.59 | 77.64 | 59.07 | Buldhana |
| 26 | अकोला | 57,571 | 32,470 | 25,101 | 11,728 | 6,319 | 5,409 | 69,299 | 38,789 | 30,510 | 79.20 | 86.52 | 71.51 | Akola |
| 27 | वाशिम | 49,327 | 28,446 | 20,881 | 2,400 | 1,325 | 1,075 | 51,727 | 29,771 | 21,956 | 74.74 | 83.85 | 65.13 | Washim |
| 28 | अमरावती | 2,35,147 | 1,32,977 | 1,02,170 | 26,606 | 14,634 | 11,972 | 2,61,753 | 1,47,611 | 1,14,142 | 75.05 | 83.08 | 66.70 | Amravati |
| 29 | यवतमाळ | 3,13,364 | 1,76,150 | 1,37,214 | 30,903 | 16,503 | 14,400 | 3,44,267 | 1,92,653 | 1,51,614 | 76.13 | 84.06 | 67.98 | Yavatmal |
| 30 | वर्धा | 86,641 | 48,582 | 38,059 | 18,832 | 10,137 | 8,695 | 1,05,473 | 58,719 | 46,754 | 78.93 | 85.72 | 71.79 | Wardha |
| 31 | नागपूर | 1,34,448 | 75,110 | 59,338 | 1,85,694 | 99,764 | 85,930 | 3,20,142 | 1,74,874 | 1,45,268 | 82.24 | 87.94 | 76.30 | Nagpur |
| 32 | भंडारा | 55,209 | 30,555 | 24,654 | 7,911 | 4,183 | 3,728 | 63,120 | 34,738 | 28,382 | 79.25 | 87.46 | 71.08 | Bhandara |
| 33 | गोंदिया | 1,41,644 | 78,054 | 63,590 | 9,695 | 5,206 | 4,489 | 1,51,339 | 83,260 | 68,079 | 79.04 | 88.21 | 70.13 | Gondiya |
| 34 | चंद्रपूर | 2,06,709 | 1,17,053 | 89,656 | 49,654 | 26,918 | 22,736 | 2,56,363 | 1,43,971 | 1,12,392 | 73.77 | 82.01 | 65.36 | Chandrapur |
| 35 | गडचिरोली | 2,34,648 | 1,31,714 | 1,02,934 | 13,821 | 7,335 | 6,486 | 2,48,469 | 1,39,049 | 1,09,420 | 68.03 | 76.33 | 59.76 | Gadchiroli |
| | महाराष्ट्र | 48,26,496 | 27,72,843 | 20,53,653 | 10,60,665 | 5,84,700 | 4,75,965 | 58,87,161 | 33,57,543 | 25,29,618 | 65.73 | 74.27 | 57.02 | Maharashtra |

आधार : भारतीय जनगणना, २०११

Source : Population Census of India, 2011

1. क्षेत्रफळ आणि लोकसंख्या / AREA AND POPULATION

तक्ता क्रमांक / TABLE No. 1.18

बिगरशेती व्यवसायातील आणि शेतमजूरांव्यतिरीक्त कामगारांचे (मुख्य व सीमान्त कामगार) मुख्य व्यवसायगटांनुसार वर्गीकरण /
Occupational classification of persons at work (Main and Marginal workers) other than cultivators and agricultural labourers into main divisions
(जनगणना, २०११/ Population Census, 2011)

| अ. क्र. | जिल्हे | ग्रामीण नागरी एकूण | विधायक वरिष्ठ अधिकृत आणि व्यवस्थापक | धंदेवाईक, तंत्र विशारद आणि तत्सम लोक | तंत्रज्ञ आणि सहकारी व्यावसायिक | कारकून | विक्रेते | कुशल शेती व मत्स्यव्यवसाय करणारे | हस्तकला आणि संबंधित उद्योग कामगार | यंत्रचालक | प्राथमिक व्यवसाय | अवर्गीकृत | एकूण | Rural Urban Total | Districts |
|---------|-------------|--------------------|---|--------------------------------------|---|----------|---|--|-----------------------------------|--|------------------------|---------------------------------------|-----------|-------------------|-------------|
| Sr.No | | | Legislators, Senior officials, and Managers | Professionals | Technicians and Associate Professionals | Clerks | Service workers and shop market Sales workers | Skilled agricultural and fishery workers | Craft and related trade workers | Plant and machine operators and assemblers | Elementary occupations | Workers not classified by occupations | Total | (3) | (2) |
| (1) | (2) | (3) | (4) | (5) | (6) | (7) | (8) | (9) | (10) | (11) | (12) | (13) | (14) | (3) | (2) |
| 1 | मुंबई शहर | ए | 75,155 | 79,340 | 86,993 | 1,21,428 | 2,64,691 | 6,209 | 2,00,690 | 1,04,190 | 2,08,044 | 1,25,448 | 12,72,188 | T | Mumbai City |
| | | ग्रा | 0 | 0 | 0 | 0 | 0 | 0 | 0 | 0 | 0 | 0 | 0 | R | |
| | | ना | 75,155 | 79,340 | 86,993 | 1,21,428 | 2,64,691 | 6,209 | 2,00,690 | 1,04,190 | 2,08,044 | 1,25,448 | 12,72,188 | U | |
| 2 | मुंबई उपनगर | ए | 4,11,066 | 2,85,663 | 2,77,205 | 3,03,934 | 4,80,665 | 15,586 | 5,88,611 | 3,72,580 | 6,48,456 | 3,14,919 | 36,98,685 | T | Mumbai |
| | | ग्रा | 0 | 0 | 0 | 0 | 0 | 0 | 0 | 0 | 0 | 0 | 0 | R | Suburban |
| | | ना | 4,11,066 | 2,85,663 | 2,77,205 | 3,03,934 | 4,80,665 | 15,586 | 5,88,611 | 3,72,580 | 6,48,456 | 3,14,919 | 36,98,685 | U | |
| 3 | ठाणे | ए | 3,68,518 | 2,39,333 | 2,76,025 | 2,95,233 | 3,65,420 | 39,152 | 6,62,732 | 3,75,730 | 6,85,829 | 4,16,717 | 37,24,689 | T | Thane |
| | | ग्रा | 27,661 | 11,476 | 29,008 | 19,730 | 29,009 | 20,623 | 93,470 | 54,052 | 1,17,493 | 67,776 | 4,70,298 | R | |
| | | ना | 3,40,857 | 2,27,857 | 2,47,017 | 2,75,503 | 3,36,411 | 18,529 | 5,69,262 | 3,21,678 | 5,68,336 | 3,48,941 | 32,54,391 | U | |
| 4 | रायगड | ए | 46,342 | 33,990 | 54,159 | 48,619 | 61,506 | 25,484 | 86,433 | 75,662 | 1,42,394 | 1,01,359 | 6,75,948 | T | Raigad |
| | | ग्रा | 11,850 | 7,498 | 21,412 | 16,664 | 29,066 | 20,758 | 49,866 | 38,178 | 80,354 | 52,588 | 3,28,234 | R | |
| | | ना | 34,492 | 26,492 | 32,747 | 31,955 | 32,440 | 4,726 | 36,567 | 37,484 | 62,040 | 48,771 | 3,47,714 | U | |
| 5 | रतागिरी | ए | 23,372 | 10,502 | 26,778 | 13,656 | 26,568 | 20,840 | 37,778 | 26,198 | 41,716 | 36,196 | 2,63,604 | T | Ratnagiri |
| | | ग्रा | 12,624 | 5,080 | 17,758 | 7,476 | 17,560 | 17,932 | 27,288 | 18,250 | 29,286 | 29,112 | 1,82,366 | R | |
| | | ना | 10,748 | 5,422 | 9,020 | 6,180 | 9,008 | 2,908 | 10,490 | 7,948 | 12,430 | 7,084 | 81,238 | U | |
| 6 | सिंधुदुर्ग | ए | 12,186 | 6,068 | 13,368 | 7,854 | 15,198 | 9,444 | 18,110 | 12,996 | 23,546 | 21,248 | 1,40,018 | T | Sindhudurg |
| | | ग्रा | 7,352 | 3,740 | 9,938 | 5,186 | 10,864 | 7,568 | 13,896 | 9,948 | 18,144 | 17,820 | 1,04,456 | R | |
| | | ना | 4,834 | 2,328 | 3,430 | 2,668 | 4,334 | 1,876 | 4,214 | 3,048 | 5,402 | 3,428 | 35,562 | U | |
| 7 | नाशिक | ए | 71,652 | 53,806 | 86,052 | 44,137 | 1,17,336 | 13,975 | 2,12,348 | 1,11,458 | 2,12,650 | 1,43,601 | 10,67,015 | T | Nashik |
| | | ग्रा | 10,058 | 6,544 | 23,068 | 8,416 | 26,424 | 9,174 | 36,888 | 22,768 | 32,552 | 50,622 | 2,26,514 | R | |
| | | ना | 61,594 | 47,262 | 62,984 | 35,721 | 90,912 | 4,801 | 1,75,460 | 88,690 | 1,80,098 | 92,979 | 8,40,501 | U | |
| 8 | धुळे | ए | 5,540 | 17,782 | 18,686 | 11,836 | 46,922 | 5,342 | 46,120 | 21,768 | 36,284 | 56,572 | 2,66,852 | T | Dhule |
| | | ग्रा | 1,222 | 5,432 | 7,262 | 3,124 | 14,036 | 4,228 | 16,036 | 8,218 | 9,302 | 37,304 | 1,06,164 | R | |
| | | ना | 4,318 | 12,350 | 11,424 | 8,712 | 32,886 | 1,114 | 30,084 | 13,550 | 26,982 | 19,268 | 1,60,688 | U | |

तक्ता क्र./Table No. 1.18 contd...

| (1) | (2) | (3) | (4) | (5) | (6) | (7) | (8) | (9) | (10) | (11) | (12) | (13) | (14) | (3) | (2) |
|-----|-----------|------|---------|----------|----------|----------|----------|--------|----------|----------|----------|----------|------------|-----|------------|
| 9 | नंदुरबार | ए | 2,646 | 8,263 | 11,601 | 4,895 | 25,907 | 3,097 | 20,714 | 10,317 | 16,015 | 38,723 | 1,42,178 | T | Nandurbar |
| | | ग्रा | 798 | 3,001 | 6,441 | 1,929 | 8,231 | 2,337 | 8,200 | 4,621 | 5,539 | 25,511 | 66,608 | R | |
| | | ना | 1,848 | 5,262 | 5,160 | 2,966 | 17,676 | 760 | 12,514 | 5,696 | 10,476 | 13,212 | 75,570 | U | |
| 10 | जळगाव | ए | 22,152 | 23,291 | 44,200 | 26,606 | 74,989 | 7,184 | 74,522 | 50,604 | 117,287 | 1,01,990 | 5,42,825 | T | Jalgaon |
| | | ग्रा | 4,854 | 6,110 | 17,046 | 6,668 | 21,410 | 4,910 | 25,346 | 15,952 | 30,920 | 51,942 | 1,85,158 | R | |
| | | ना | 17,298 | 17,181 | 27,154 | 19,938 | 53,579 | 2,274 | 49,176 | 34,652 | 86,367 | 50,048 | 3,57,667 | U | |
| 11 | अहमदनगर | ए | 37,413 | 30,191 | 58,659 | 33,608 | 72,099 | 16,575 | 96,257 | 59,070 | 98,951 | 1,28,950 | 6,31,773 | T | Ahmednagar |
| | | ग्रा | 15,127 | 14,480 | 36,620 | 15,988 | 34,081 | 14,856 | 54,707 | 35,125 | 44,050 | 84,831 | 3,49,865 | R | |
| | | ना | 22,286 | 15,711 | 22,039 | 17,620 | 38,018 | 1,719 | 41,550 | 23,945 | 54,901 | 44,119 | 2,81,908 | U | |
| 12 | पुणे | ए | 245,128 | 2,56,395 | 2,07,190 | 1,85,374 | 2,70,059 | 31,572 | 3,58,625 | 2,98,686 | 5,66,331 | 3,31,478 | 27,50,838 | T | Pune |
| | | ग्रा | 27,885 | 22,218 | 42,805 | 30,469 | 49,040 | 21,456 | 86,102 | 74,808 | 1,24,171 | 97,928 | 5,76,882 | R | |
| | | ना | 217,243 | 2,34,177 | 1,64,385 | 1,54,905 | 2,21,019 | 10,116 | 2,72,523 | 2,23,878 | 4,42,160 | 2,33,550 | 21,73,95,6 | U | |
| 13 | सातारा | ए | 29,918 | 22,544 | 44,214 | 28,412 | 51,526 | 16,084 | 70,828 | 55,676 | 72,396 | 79,858 | 4,71,456 | T | Satara |
| | | ग्रा | 13,664 | 10,188 | 27,266 | 15,210 | 28,632 | 13,822 | 46,594 | 40,656 | 41,528 | 59,772 | 2,97,332 | R | |
| | | ना | 16,254 | 12,356 | 16,948 | 13,202 | 22,894 | 2,262 | 24,234 | 15,020 | 30,868 | 20,086 | 1,74,124 | U | |
| 14 | सांगली | ए | 28,438 | 22,352 | 38,744 | 27,850 | 50,082 | 15,402 | 71,768 | 47,052 | 59,306 | 82,534 | 4,43,528 | T | Sangli |
| | | ग्रा | 12,058 | 9,442 | 23,316 | 13,412 | 23,062 | 13,924 | 34,330 | 27,730 | 20,904 | 53,844 | 2,32,022 | R | |
| | | ना | 16,380 | 12,910 | 15,428 | 14,438 | 27,020 | 1,478 | 37,438 | 19,322 | 38,402 | 28,690 | 2,11,506 | U | |
| 15 | सोलापूर | ए | 43,460 | 29,864 | 59,122 | 33,061 | 84,781 | 11,552 | 1,61,092 | 85,717 | 103,483 | 89,595 | 7,01,727 | T | Solapur |
| | | ग्रा | 11,234 | 9,234 | 27,242 | 10,408 | 25,350 | 9,070 | 40,848 | 33,478 | 23,940 | 46,388 | 2,37,192 | R | |
| | | ना | 32,226 | 20,630 | 31,880 | 22,653 | 59,431 | 2,482 | 1,20,244 | 52,239 | 79,543 | 43,207 | 4,64,535 | U | |
| 16 | कोल्हापूर | ए | 51,090 | 42,911 | 59,691 | 50,247 | 80,178 | 21,441 | 1,73,280 | 90,675 | 1,00,820 | 1,06,204 | 7,76,537 | T | Kolhapur |
| | | ग्रा | 15,994 | 14,892 | 31,916 | 22,824 | 34,717 | 19,208 | 72,645 | 45,427 | 43,747 | 65,576 | 3,66,946 | R | |
| | | ना | 35,096 | 28,019 | 27,775 | 27,423 | 45,461 | 2,233 | 1,00,635 | 45,248 | 57,073 | 40,628 | 4,09,591 | U | |
| 17 | औरंगाबाद | ए | 44,464 | 35,582 | 53,162 | 29,935 | 76,272 | 6,275 | 81,381 | 71,109 | 1,52,264 | 72,648 | 6,23,092 | T | Aurangabad |
| | | ग्रा | 6,398 | 4,274 | 12,524 | 3,956 | 16,166 | 3,988 | 21,744 | 17,122 | 24,882 | 22,796 | 1,33,850 | R | |
| | | ना | 38,066 | 31,308 | 40,638 | 25,979 | 60,106 | 2,287 | 59,637 | 53,987 | 1,27,382 | 49,852 | 4,89,242 | U | |
| 18 | जालना | ए | 21,930 | 7,528 | 17,334 | 7,528 | 21,420 | 3,824 | 31,336 | 17,870 | 37,744 | 44,422 | 2,10,936 | T | Jalna |
| | | ग्रा | 8,906 | 2,902 | 8,866 | 2,348 | 8,474 | 2,920 | 15,006 | 8,496 | 12,122 | 26,630 | 96,670 | R | |
| | | ना | 13,024 | 4,626 | 8,468 | 5,180 | 12,946 | 904 | 16,330 | 9,374 | 25,622 | 17,792 | 1,14,266 | U | |
| 19 | परभणी | ए | 22,079 | 10,096 | 18,684 | 9,294 | 23,524 | 3,033 | 29,941 | 16,923 | 37,462 | 39,861 | 2,10,897 | T | Parbhani |
| | | ग्रा | 4,825 | 2,504 | 7,096 | 2,292 | 6,098 | 2,073 | 9,641 | 6,871 | 5,372 | 17,723 | 64,495 | R | |
| | | ना | 17,254 | 7,592 | 11,588 | 7,002 | 17,426 | 960 | 20,300 | 10,052 | 32,090 | 22,138 | 1,46,402 | U | |
| 20 | हिंगोली | ए | 9,931 | 3,738 | 9,826 | 3,690 | 11,344 | 991 | 15,270 | 7,284 | 14,345 | 23,614 | 1,00,033 | T | Hingoli |
| | | ग्रा | 4,483 | 1,964 | 6,064 | 1,698 | 5,118 | 809 | 8,592 | 4,418 | 5,679 | 15,746 | 54,571 | R | |
| | | ना | 5,448 | 1,774 | 3,762 | 1,992 | 6,226 | 182 | 6,678 | 2,866 | 8,666 | 7,868 | 45,462 | U | |

तक्ता क्र./Table No. 1.18 contd...

| (1) | (2) | (3) | (4) | (5) | (6) | (7) | (8) | (9) | (10) | (11) | (12) | (13) | (14) | (3) | (2) |
|-----|------------|------|--------|--------|--------|--------|---------|--------|----------|----------|----------|----------|-----------|-----|-----------|
| 21 | बीड | ए | 26,442 | 13,724 | 30,774 | 12,002 | 28,142 | 4,730 | 39,150 | 27,838 | 37,194 | 55,548 | 2,75,544 | T | Beed |
| | | ग्रा | 10,014 | 5,578 | 18,428 | 4,822 | 12,658 | 3,872 | 19,904 | 16,110 | 11,222 | 28,644 | 1,31,252 | R | |
| | | ना | 16,428 | 8,146 | 12,346 | 7,180 | 15,484 | 858 | 19,246 | 11,728 | 25,972 | 26,904 | 1,44,292 | U | |
| 23 | उस्मानाबाद | ए | 13,732 | 8,610 | 17,732 | 8,176 | 16,882 | 2,750 | 22,414 | 19,242 | 20,090 | 47,992 | 1,77,620 | T | Osmanabad |
| | | ग्रा | 5,868 | 4,042 | 11,494 | 4,016 | 8,704 | 2,332 | 13,838 | 13,810 | 9,406 | 32,752 | 1,06,262 | R | |
| | | ना | 7,864 | 4,568 | 6,238 | 4,160 | 8,178 | 418 | 8,576 | 5,432 | 10,684 | 15,240 | 71,358 | U | |
| 24 | लातूर | ए | 31,728 | 17,226 | 33,442 | 14,022 | 30,282 | 1,970 | 39,836 | 27,004 | 46,962 | 55,924 | 2,98,396 | T | Latur |
| | | ग्रा | 10,722 | 6,128 | 18,662 | 4,850 | 12,786 | 1,444 | 17,926 | 15,040 | 11,236 | 31,620 | 1,30,414 | R | |
| | | ना | 21,006 | 11,098 | 14,780 | 9,172 | 17,496 | 526 | 21,910 | 11,964 | 35,726 | 24,304 | 1,67,982 | U | |
| 25 | बुलढाणा | ए | 6,341 | 10,922 | 26,709 | 11,560 | 43,364 | 4,481 | 32,387 | 17,562 | 34,914 | 42,847 | 2,31,087 | T | Buldhana |
| | | ग्रा | 2,121 | 4,134 | 14,389 | 4,798 | 15,316 | 3,435 | 15,093 | 8,150 | 10,336 | 24,639 | 1,02,411 | R | |
| | | ना | 4,220 | 6,788 | 12,320 | 6,762 | 28,048 | 1,046 | 17,294 | 9,412 | 24,578 | 18,208 | 1,28,676 | U | |
| 26 | अकोला | ए | 7,679 | 13,532 | 24,056 | 12,770 | 50,277 | 2,147 | 38,919 | 21,651 | 43,150 | 36,303 | 2,50,484 | T | Akola |
| | | ग्रा | 1,203 | 2,502 | 7,424 | 2,898 | 9,551 | 949 | 7,941 | 5,293 | 5,800 | 13,455 | 57,016 | R | |
| | | ना | 6,476 | 11,030 | 16,632 | 9,872 | 40,726 | 1,198 | 30,978 | 16,358 | 37,350 | 22,848 | 1,93,468 | U | |
| 27 | वाशिम | ए | 1,715 | 5,763 | 9,561 | 4,007 | 18,107 | 972 | 12,590 | 6,875 | 12,315 | 21,992 | 93,897 | T | Washim |
| | | ग्रा | 799 | 3,151 | 5,901 | 2,025 | 7,041 | 698 | 5,592 | 3,233 | 3,683 | 14,534 | 46,657 | R | |
| | | ना | 916 | 2,612 | 3,660 | 1,982 | 11,066 | 274 | 6,998 | 3,642 | 8,632 | 7,458 | 47,240 | U | |
| 28 | अमरावती | ए | 11,091 | 23,438 | 35,215 | 20,212 | 72,450 | 7,079 | 56,064 | 29,295 | 62,506 | 52,023 | 3,69,373 | T | Amravati |
| | | ग्रा | 2,063 | 5,684 | 12,640 | 4,506 | 16,487 | 4,899 | 14,063 | 8,387 | 10,397 | 23,145 | 1,02,271 | R | |
| | | ना | 9,028 | 17,754 | 22,575 | 15,706 | 55,963 | 2,180 | 42,001 | 20,908 | 52,109 | 28,878 | 2,67,102 | U | |
| 29 | यवतमाळ | ए | 29,964 | 12,328 | 29,464 | 13,729 | 31,938 | 5,725 | 42,593 | 24,025 | 43,681 | 50,125 | 2,83,572 | T | Yavatmal |
| | | ग्रा | 9,922 | 3,264 | 13,046 | 4,467 | 11,262 | 4,141 | 19,325 | 10,469 | 14,137 | 28,941 | 1,18,974 | R | |
| | | ना | 20,042 | 9,064 | 16,418 | 9,262 | 20,676 | 1,584 | 23,268 | 13,556 | 29,544 | 21,184 | 1,64,598 | U | |
| 30 | वर्धा | ए | 5,196 | 12,844 | 17,238 | 10,534 | 33,824 | 3,730 | 31,334 | 17,314 | 36,640 | 25,570 | 1,94,224 | T | Wardha |
| | | ग्रा | 1,256 | 3,466 | 6,500 | 2,826 | 10,712 | 2,874 | 14,006 | 7,240 | 10,716 | 11,900 | 71,496 | R | |
| | | ना | 3,940 | 9,378 | 10,738 | 7,708 | 23,112 | 856 | 17,328 | 10,074 | 25,924 | 13,670 | 1,22,728 | U | |
| 31 | नागपूर | ए | 97,665 | 71,507 | 98,193 | 73,918 | 155,866 | 12,647 | 1,89,303 | 1,35,293 | 2,83,437 | 1,20,601 | 1,238,430 | T | Nagpur |
| | | ग्रा | 8,178 | 4,484 | 12,854 | 6,044 | 16,268 | 6,638 | 34,740 | 23,284 | 39,652 | 21,508 | 1,73,650 | R | |
| | | ना | 89,487 | 67,023 | 85,339 | 67,874 | 139,598 | 6,009 | 1,54,563 | 1,12,009 | 2,43,785 | 99,093 | 10,64,780 | U | |
| 32 | भंडारा | ए | 4,182 | 9,152 | 14,012 | 7,558 | 25,634 | 5,218 | 29,108 | 10,562 | 29,736 | 26,364 | 1,61,526 | T | Bhandara |
| | | ग्रा | 1,608 | 3,620 | 7,384 | 3,206 | 11,984 | 4,156 | 19,690 | 5,206 | 18,024 | 18,844 | 93,722 | R | |
| | | ना | 2,574 | 5,532 | 6,628 | 4,352 | 13,650 | 1,062 | 9,418 | 5,356 | 11,712 | 7,520 | 67,804 | U | |

तक्ता क्र./Table No. 1.18 contd...

| (1) | (2) | (3) | (4) | (5) | (6) | (7) | (8) | (9) | (10) | (11) | (12) | (13) | (14) | (3) | (2) |
|-----|-------------------|-------------|------------------|------------------|------------------|------------------|------------------|-----------------|------------------|------------------|------------------|------------------|--------------------|----------|--------------------|
| 33 | गोंदिया | ए | 4,026 | 8,878 | 14,760 | 6,106 | 29,504 | 4,880 | 46,440 | 12,026 | 38,022 | 33,524 | 1,98,166 | T | Gondiya |
| | | ग्रा | 1,700 | 3,868 | 8,968 | 2,476 | 14,458 | 4,146 | 35,522 | 6,464 | 24,818 | 23,774 | 1,26,194 | R | |
| | | ना | 2,326 | 5,010 | 5,792 | 3,630 | 15,046 | 734 | 10,918 | 5,562 | 13,204 | 9,750 | 71,972 | U | |
| 34 | चंद्रपूर | ए | 9,632 | 18,887 | 28,082 | 15,903 | 56,647 | 10,999 | 58,839 | 41,782 | 74,105 | 47,944 | 3,62,820 | T | Chandrapur |
| | | ग्रा | 2,078 | 4,822 | 11,108 | 3,816 | 17,516 | 8,154 | 21,730 | 10,666 | 23,144 | 24,504 | 1,27,538 | R | |
| | | ना | 7,554 | 14,065 | 16,974 | 12,087 | 39,131 | 2,845 | 37,109 | 31,116 | 50,961 | 23,440 | 2,35,282 | U | |
| 35 | गडचिरोली | ए | 2,100 | 5,172 | 12,406 | 4,798 | 16,900 | 5,734 | 11,130 | 4,286 | 14,838 | 33,692 | 1,11,056 | T | Gadchiroli |
| | | ग्रा | 1,036 | 2,714 | 8,352 | 2,628 | 9,716 | 4,822 | 7,662 | 2,596 | 9,742 | 27,096 | 76,364 | R | |
| | | ना | 1,064 | 2,458 | 4,054 | 2,170 | 7,184 | 912 | 3,468 | 1,690 | 5,096 | 6,596 | 34,692 | U | |
| | महाराष्ट्र | ए | 18,66,783 | 14,69,278 | 18,93,649 | 15,21,532 | 28,72,547 | 3,51,230 | 37,50,225 | 23,39,769 | 42,21,581 | 30,88,517 | 2,33,75,111 | T | Maharashtra |
| | राज्य | ग्रा | 2,68,013 | 2,03,862 | 5,32,140 | 2,46,658 | 5,76,929 | 2,45,900 | 9,33,403 | 6,16,384 | 8,91,010 | 11,96,361 | 57,10,660 | R | State |
| | | ना | 15,98,770 | 12,65,416 | 13,61,509 | 12,74,874 | 22,95,618 | 1,05,330 | 28,16,822 | 17,23,385 | 33,30,571 | 18,92,156 | 1,76,64,451 | U | |

आधार : भारतीय जनगणना, २०११

Source : Population Census of India, 2011

1. क्षेत्रफल आणि लोकसंख्या / AREA AND POPULATION

तक्ता क्रमांक / TABLE No. 1.19

बिगरशेती व्यवसायातील आणि शेतमजूरान्वयतिरीक्त कामगारांचे (मुख्य व सीमान्त कामगार) व्यवसायानुसार वर्गीकरण
(विभाग, गट इत्यादि. प्रमाणे) /Occupational classification of persons at work (Main & Marginal workers) other than cultivators and
agricultural labourers (according to divisions, groups etc.)

(जनगणना, २०११ / Population Census 2011)

| विभाग, गट (राष्ट्रीय उद्योग वर्गीकरण) (1) | एकूण Total (2) | ग्रामीण Rural (3) | नागरी Urban (4) | Division, group (National Classification of Occupation) (1) |
|---|----------------------|-------------------------|-----------------------|---|
| 1 विधायक, वरिष्ठ अधिकृत आणि व्यवस्थापक | 18,66,783 | 2,68,013 | 15,98,770 | LEGISLATORS, SENIOR OFFICIALS AND MANAGERS |
| 1 विधोमंडळीय पदाधिकारी | 17,062 | 4,507 | 12,555 | Legislators |
| 2 प्रशासकीय व कार्यकारी पदाधिकारी | 29,309 | 4,259 | 25,050 | Administrative & Executive Officials |
| 3 गावाचा पारंपारिक मुखिया | 28 | 24 | 4 | Traditional Heads of Villages |
| 4 विशेष व्याज संघटनेचे अधिकृत वरिष्ठ | 3,725 | 1,870 | 1,855 | Senior Officials of Special- Interest Organisations |
| 5 संचालक व कार्यकारी अधिकारी | 11,91,723 | 2,11,457 | 9,80,266 | Directors and Chief Executives |
| 6 उत्पादन विभाग व्यावस्थापक | 3,28,892 | 30,574 | 2,98,318 | Production and Operations Department Managers |
| 7 इतर विभागीय व्यवस्थापक | 2,81,413 | 14,535 | 2,66,878 | Other Department Managers |
| 8 व्यवस्थापक | 14,631 | 787 | 13,844 | General Managers |
| 2 व्यावसायिक | 14,69,278 | 2,03,862 | 12,65,416 | PROFESSIONALS |
| 9 भौतिक शास्त्रज्ञ, रसायन शास्त्रज्ञ व संबंधित व्यावसायिक | 22,079 | 3,424 | 18,655 | Physicists, Chemists and Related Professionals |
| 10 गणितज्ञ, आकडे शास्त्रज्ञ व संबंधित व्यावसायिक | 158 | 4 | 154 | Mathematicians, Statisticians and Related Professionals |
| 11 संगणकीय व्यावसायिक | 1,73,127 | 8,383 | 1,64,744 | Computing Professionals |
| 12 वास्तु शास्त्रज्ञ, अभियंता, संबंधित व्यावसायिक | 3,13,462 | 32,753 | 2,80,709 | Architects, Engineers and Related Professionals |
| 13 जीवन विज्ञान शास्त्रज्ञ | 11,200 | 3,012 | 8,188 | Life Science Professionals |
| 14 वैद्यकीय तंत्रज्ञ (परिचारीका व्यतिरीक्त) | 1,79,923 | 42,349 | 1,37,574 | Health Professionals (except nursing) |
| 15 परिचारीका व्यावसायिक | 3,191 | 543 | 2,648 | Nursing Professionals |
| 16 महाविद्यालये, विद्यापीठे आणि उच्च शिक्षण व्यावसायिक | 1,28,318 | 25,196 | 1,03,122 | College, University and Higher Education Teaching Professionals |
| 17 माध्यमिक शिक्षण व्यावसायिक | 30,370 | 13,055 | 17,315 | Secondary Education Teaching Professionals |
| 18 इतर शिक्षण व्यावसायिक | 92,233 | 14,583 | 77,650 | Other Teaching Professionals |
| 19 व्यवसाय व्यावसायिक | 2,91,669 | 15,626 | 2,76,043 | Business Professionals |
| 20 कायदा शास्त्रज्ञ | 67,311 | 9,819 | 57,492 | Legal Professionals |
| 21 संग्रहांक, ग्रंथपाल आणि संबंधित माहिती शास्त्रज्ञ व्यावसायिक | 13,096 | 3,225 | 9,871 | Archivists, Librarians and Related Information Professionals |
| 22 समाज शास्त्र व संबंधित व्यावसायिक | 18,066 | 5,879 | 12,187 | Social Science and Related Professionals |
| 23 लेखक आणि सर्जनशील कलाकार | 69,583 | 9,323 | 60,260 | Writers and Creative or Performing Artists |
| 24 धार्मिक व्यावसायिक | 55,492 | 16,688 | 38,804 | Religious Professionals |
| 3 तंत्रज्ञ आणि सहकारी व्यावसायिक | 18,93,649 | 5,32,140 | 13,61,509 | TECHNICIANS AND ASSOCIATE PROFESSIONALS |
| 25 भौतिक आणि अभियांत्रिकी विज्ञान व्यावसायिक | 63,316 | 8,258 | 55,058 | Physical and Engineering Science Technicians |
| 26 संगणक सहकारी व्यावसायिक | 5,661 | 804 | 4,857 | Computer Associate Professionals |
| 27 प्रशासकीय आणि इलेक्ट्रॉनिक्स उपकरणेचालक | 57,718 | 10,386 | 47,332 | Optical and Electronic Equipment Operators |
| 28 जहाजे आणि विमाने नियंत्रक आणि तंत्रज्ञ | 5,255 | 128 | 5,127 | Ship and Aircraft Controllers and Technicians |
| 29 सुरक्षा आणि गुणवत्ता निरीक्षक | 5,225 | 671 | 4,554 | Safety and Quality Inspectors |
| 30 जीवन विज्ञान तंत्रज्ञ आणि संबंधित व्यावसायिक | 7,649 | 3,254 | 4,395 | Life Science Technicians and Related Health Associate Professionals |
| 31 आधुनिक आरोग्य आणि संबंधित व्यावसायिक (शुश्रूषा व्यतिरीक्त) | 69,429 | 16,508 | 52,921 | Modern Health Associate Professionals (Except Nursing) |
| 32 शुश्रूषा आणि सुईगकाम संबंधित व्यावसायिक | 2,32,629 | 1,16,206 | 1,16,423 | Nursing and Midwifery Associate Professionals |

तक्ता क्र./Table No. 1.19 contd...

| | (1) | (2) | (3) | (4) | (1) |
|----------|---|------------------|-----------------|------------------|---|
| 33 | धार्मिक औषधे देणारे भोंदू वैद्य | 456 | 225 | 231 | Traditional Medicine Practitioners and Faith Healers |
| 34 | प्राथमिक व माध्यमिक शिक्षणाशी संबंधित व्यावसायिक | 6,56,145 | 2,62,976 | 3,93,169 | Middle and Primary Education Teaching Associate Professionals |
| 35 | पूर्व प्राथमिक शिक्षणाशी संबंधित व्यावसायिक | 4,69,068 | 1,85,334 | 2,83,734 | Pre-Primary Education Teaching Associate Professionals |
| 36 | विशेष शिक्षणाशी संबंधित व्यावसायिक | 3,114 | 930 | 2,184 | Special Education Teaching Associate Professionals |
| 37 | इतर शैक्षणिक संबंधित व्यावसायिक | 26,656 | 3,978 | 22,678 | Other Teaching Associate Professionals |
| 38 | वित्त आणि विक्रीशी संबंधित व्यावसायिक | 2,94,193 | 29,142 | 2,65,051 | Finance and Sales Associate Professionals |
| 39 | उद्योग सेवा विषयक व्यावसायिक | 21,990 | 1,637 | 20,353 | Business Services Agents and Trade Brokers |
| 40 | प्रशासकीय संबंधित व्यावसायिक | 2,84,341 | 39,269 | 2,45,072 | Administrative Associate Professionals |
| 41 | सीमाशुल्क कर आणि संबंधित शासकीय व्यावसायिक | 36,238 | 17,620 | 18,618 | Customs, Tax and Related Govt. Associate Professionals |
| 42 | पोलिस निरीक्षक आणि गुप्तहेर | 14,667 | 1,536 | 13,131 | Police Inspectors and Detectives |
| 43 | समाजसेवा संबंधित व्यावसायिक | 3,455 | 871 | 2,584 | Social Work Associate Professionals |
| 44 | कलाकार, मनोरंजन आणि क्रिडा संबंधित व्यावसायिक | 79,158 | 9,879 | 69,279 | Artists, Entertainment & Sports Associate Professionals |
| 45 | धार्मिक बाबींशी संबंधित व्यावसायिक | 11,333 | 4,120 | 7,213 | Religious Associate Professionals |
| 4 | लिपिक | 15,21,532 | 2,46,658 | 12,74,874 | CLERKS |
| 46 | सचिव आणि टंकलेखक | 1,45,295 | 15,308 | 1,29,987 | Secretaries and Key Board- Operating Clerks |
| 47 | सांख्यिकीय लिपिक | 1,68,204 | 24,258 | 1,43,946 | Numerical Clerks |
| 48 | साहित्य नोंदणी व वाहतूक लिपिक | 31,618 | 4,961 | 26,657 | Material Recording & Transport Clerks |
| 49 | ग्रंथपाल, मेल संबंधित लिपिक | 19,560 | 9,896 | 9,664 | Librarians, Mail and Related Clerks |
| 50 | इतर कार्यालयीन लिपिक | 10,73,694 | 1,82,705 | 8,90,989 | Other Office Clerks |
| 51 | रोखपाल संबंधित लिपिक | 42,990 | 5,419 | 37,571 | Cashiers, Tellers and Related Clerks |
| 52 | पक्षकार माहिती लिपिक | 40,171 | 4,111 | 36,060 | Client Information Clerks |
| 5 | सेवा कामगार आणि दुकाने व मंडईतील विक्री कामगार | 28,72,547 | 5,76,929 | 22,95,618 | SERVICE WORKERS AND SHOP & MARKET SALES WORKERS |
| 53 | प्रवास सेवक, मार्गदर्शक आणि संबंधित कामगार | 83,647 | 17,526 | 66,121 | Travel Attendants, Guides and Related Workers |
| 54 | घरकाम आणि उपहारगृह सेवा कामगार | 4,21,594 | 87,997 | 3,33,597 | House Keeping and Restaurant Services Workers |
| 55 | वैयक्तिक काळजी घेणारे कामगार | 3,30,880 | 98,405 | 2,32,475 | Personal Care Workers |
| 56 | इतर वैयक्तिक सेवा कामगार | 1,71,444 | 65,111 | 1,06,333 | Other Personal Services Workers |
| 57 | ज्योतिषी, भविष्य सांगणारे आणि संबंधित कामगार | 5,768 | 1,668 | 4,100 | Astrologers, Fortune-Tellers and Related Workers |
| 58 | संरक्षणात्मक सेवा कामगार | 1,87,896 | 37,284 | 1,50,612 | Security Services Workers |
| 59 | फॅशन आणि मॉडेल्स | 507 | 3 | 504 | Fashion and Other Models |
| 60 | दुकान विक्रेता आणि प्रात्यक्षिक दाखविणारे | 16,65,350 | 2,68,556 | 13,96,794 | Shop Salespersons and Demonstrators |
| 61 | गाळे आणि मंडई विक्रेते | 5,461 | 379 | 5,082 | Stall and Market Salespersons |
| 6 | कुशल कृषि आणि मत्स्य कामगार | 3,51,230 | 2,45,900 | 1,05,330 | SKILLED AGRICULTURAL AND FISHERY WORKERS |
| 62 | माळी आणि पिक वाढविणारे | 39,173 | 13,524 | 25,649 | Gardeners & Crop Growers |
| 63 | विक्रीसाठी प्राणीजन्य उत्पादने आणि संबंधित कामगार | 1,69,456 | 1,38,103 | 31,353 | Market -Oriented Animal Producers and Related Workers |
| 64 | विक्रीसाठी पिके आणि प्राणीजन्य उत्पादने | 32 | 1 | 31 | Market -Oriented crop & Animal Producers |
| 65 | वनीकरण आणि संबंधित कामगार | 34,720 | 19,807 | 14,913 | Forestry and Related Workers |
| 66 | मत्स्य कामगार आणि शिकारी | 1,07,739 | 74,418 | 33,321 | Fishery Workers, Hunters and Trappers |
| 67 | शेती निर्वाह आणि मासेमारी कामगार | 110 | 47 | 63 | Subsistence Agricultural and Fishery Workers |
| 7 | हस्तकला आणि संबंधित उद्योग कामगार | 37,50,225 | 9,33,403 | 28,16,822 | CRAFT AND RELATED TRADES WORKERS |
| 68 | खाण कामगार, दगडतोडे आणि कोरीवकाम करणारे | 67,863 | 41,917 | 25,946 | Miners, Shot firers, Stone Cutters and Carvers |
| 69 | इमारतकाम आणि संबंधित उद्योग कामगार | 6,06,117 | 1,70,835 | 4,35,282 | Building Frame and Related Trade Workers |
| 70 | इमारतकाम पूर्ण करणारे आणि संबंधित उद्योग कामगार | 3,26,551 | 58,424 | 2,68,127 | Building Finishers and Related Trade Workers |

तक्ता क्र./Table No. 1.19 contd...

| | (1) | (2) | (3) | (4) | (1) |
|----------|---|------------------|-----------------|------------------|---|
| 71 | रंगारी इमारत आराखडा तयार करणारे आणि संबंधित व्यापार कामगार | 2,16,791 | 38,124 | 1,78,667 | Painters, Building Structure Cleaners and Related Trade Workers |
| 72 | धातू जोडणी , धातूचे साचे,पत्रे,बांधकामासाठी लागणारे साहित्य बनविणारे आणि संबंधित व्यापार कामगार | 2,54,849 | 51,514 | 2,03,335 | Metal Moulders, Welders, Sheet Metal, Workers, Structural Metal Preparers and Related Trade Workers |
| 73 | लोहार ,साधननिर्माते आणि संबंधित उद्योग कामगार | 79,357 | 32,526 | 46,831 | Blacksmith, Tool Makers and Related Trade Workers |
| 74 | यंत्रनिर्माते आणि फिटर्स | 3,59,952 | 70,061 | 2,89,891 | Machinery Mechanics and Fitters |
| 75 | विद्युत आणि इलेक्ट्रॉनिक सामग्री मेकेनिक आणि फिटर्स | 1,20,778 | 25,026 | 95,752 | Electrical and Electronic Equipment Mechanics and Fitters |
| 76 | धातू आणि संबंधित सामानाचे कुशल कामगार | 1,74,865 | 17,550 | 1,57,315 | Precision Workers in Metal and Related Materials |
| 77 | कुंभार,काचेचे वस्तूनिर्माण आणि संबंधित उद्योगकामगार | 2,19,273 | 1,52,485 | 66,788 | Potters, Glass Makers and Related Trade Workers |
| 78 | लाकूड,वस्त्रोद्योग,कातडे संबंधित हस्तकला कामगार | 3,372 | 367 | 3,005 | Handicraft Workers in Wood, Textile, Leather and Related Materials |
| 79 | छपाई आणि संबंधित उद्योग कामगार | 21,338 | 1,823 | 19,515 | Printing and Related Trade Workers |
| 80 | अन्नप्रक्रिया आणि संबंधित उद्योगकामगार | 2,03,241 | 59,222 | 1,44,019 | Food Processing and Related Trade Workers |
| 81 | लाकूड, कपाट बनविणारे आणि संबंधित उद्योग कामगार | 71,436 | 36,407 | 35,029 | Wood Treeters, Cabinet Makers and Related Trade Workers |
| 82 | वस्त्र, कापड आणि संबंधित उद्योग कामगार | 9,50,298 | 1,63,570 | 7,86,728 | Textile, Garment and Related Trade Workers |
| 83 | डागकाम,कातडे आणि संबंधित उद्योग कामगार | 73,919 | 13,511 | 60,408 | Pelt, Leather and Shoe Making Trade Workers |
| 8 | यंत्रचालक आणि असॅम्ब्लर्स | 23,39,769 | 6,16,384 | 17,23,385 | PLANT AND MACHINE OPERATORS AND ASSEMBLERS |
| 84 | खाणी आणि खाणकाम सयंत्र चालक | 20,461 | 8,066 | 12,395 | Mining and Mineral Processing Plant Operators |
| 85 | धातूप्रक्रिया सयंत्र चालक | 12,607 | 2,994 | 9,613 | Metal Processing Plant Operators |
| 86 | काच,सेरेमिक आणि सयंत्र चालक | 10,890 | 4,002 | 6,888 | Glass, Ceramics and Related Plant Operators |
| 87 | लाकूडप्रक्रिया आणि पेपर निर्मिती सयंत्र चालक | 12,523 | 3,044 | 9,479 | Wood Processing and Paper Making Plant Operators |
| 88 | रासायनिक प्रक्रिया सयंत्र चालक | 16,822 | 3,953 | 12,869 | Chemical- Processing- Plant Operators |
| 89 | वीजउत्पादन आणि संबंधित सयंत्र चालक | 47,719 | 17,010 | 30,709 | Power Production and Related Plant Operators |
| 90 | स्वयंचलित जोडणी आणि औद्योगिक यंत्रमानव चालक | 1,096 | 168 | 928 | Automated Assembly Line and Industrial Robot Operators |
| 91 | धातू आणि खाण उत्पादनाचे यंत्रचालक | 1,84,094 | 35,873 | 1,48,221 | Metal and Mineral Products Machine Operators |
| 92 | रासायनिक उत्पादने यंत्रचालक | 89,426 | 19,404 | 70,022 | Chemical Products Machine Operators |
| 93 | रबर आणि प्लास्टिक उत्पादने यंत्रचालक | 59,286 | 12,199 | 47,087 | Rubber and Plastic Products Machine Operators |
| 94 | लाकडी उत्पादने यंत्रचालक | 780 | 230 | 550 | Wood Products Machine Operators |
| 95 | असॅम्बलर्स | 79,813 | 16,574 | 63,239 | Assemblers |
| 96 | छपाई,बांधणी आणि कागद उत्पादने यंत्रचालक | 87,223 | 9,562 | 77,661 | Printing, Binding and Paper Products Machine Operators |
| 97 | वस्त्रोद्योग,फर आणि कातडी उत्पादने यंत्रचालक | 1,14,408 | 23,829 | 90,579 | Textiles, Fur and Leather Products Machine Operators |
| 98 | अन्न आणि संबंधित उत्पादने यंत्रचालक | 1,43,145 | 81,995 | 61,150 | Food and Related Products Machine Operators |
| 99 | इतर यंत्रचालक आणि जोडणी करणारे | 25,816 | 3,744 | 22,072 | Other Machine Operators and Assemblers |
| 100 | स्वयंचलित इंजिनचालक आणि संबंधित कामगार | 35,693 | 7,534 | 28,159 | Locomotive Engine Drivers and Related Workers |
| 101 | मोटर वाहन चालक | 13,24,310 | 3,30,754 | 9,93,556 | Motor Vehicle Drivers |
| 102 | कृषि आणि इतर सयंत्र चालक | 58,048 | 33,051 | 24,997 | Agricultural and Other Mobile Plant Operators |
| 103 | जहाजे आणि संबंधित कामगार | 15,609 | 2,398 | 13,211 | Ships' Deck Crews and Related Workers |
| 9 | प्राथमिक व्यवसाय | 42,21,581 | 8,91,010 | 33,30,571 | ELEMENTARY OCCUPATIONS |
| 104 | फेरीवाले आणि संबंधित कामगार | 3,82,856 | 59,203 | 3,23,653 | Street Vendors and Related Workers |
| 105 | जोडे स्वच्छता आणि इतर रस्त्यावरील सेवा | 1,476 | 209 | 1,267 | Shoe Cleaning and Other Street Services Elementary Occupations |
| 106 | घरगुती आणि संबंधित मदतनीस,क्लीनर्स आणि इस्त्रीवाले | 7,32,421 | 1,02,926 | 6,29,495 | Domestic and Related Helpers, Cleaners and Launderers |
| 107 | इमारत स्वच्छता ,खिडकी आणि संबंधित कामगार | 2,450 | 481 | 1,969 | Building Cleaners, Window and Related Cleaners |

तक्ता क्र./Table No. 1.19 contd...

| | (1) | (2) | (3) | (4) | (1) |
|-----------|---|--------------------|------------------|--------------------|--|
| 108 | दूत,हमाल, पहारेकरी आणि संबंधित कामगार | 3,11,895 | 53,567 | 2,58,328 | Messengers, Porters, Door Keepers and Related Workers |
| 109 | कचरा गोळा करणारे आणि संबंधित कामगार | 2,78,105 | 33,998 | 2,44,107 | Garbage Collectors and Related Labourers |
| 110 | कृषि, मत्स्य आणि बांधकाम मजूर | 5,119 | 3,045 | 2,074 | Agricultural, Fishery and Related Labourers |
| 111 | खाणकाम आणि बांधकाम मजूर | 13,02,843 | 3,34,202 | 9,68,641 | Mining and Construction Labourers |
| 112 | उत्पादन मजूर | 8,67,775 | 2,31,503 | 6,36,272 | Manufacturing Labourers |
| 113 | वाहतूक मजूर | 3,36,641 | 71,876 | 2,64,765 | Transport Labourers and Freight Handlers |
| 10 | व्यवसाय वर्गीकरण करण्यात आले नसलेले कामकार | 30,88,517 | 11,96,361 | 18,92,156 | WORKERS NOT CLASSIFIED BY OCCUPATIONS |
| 114 | अवर्गीकृत आणि अज्ञात व्यवसायाशी संबंधित कामगार | 9,10,538 | 3,03,060 | 6,07,478 | Workers Reporting Occupations Unidentifiable or Unclassifiable |
| 115 | कोणत्याही व्यवसायाशी न जोडलेले कामगार | 21,77,979 | 8,93,301 | 12,84,678 | Workers Not Reporting Any Occupations |
| | एकूण | 2,33,75,111 | 57,10,660 | 1,76,64,451 | Total |

आधार : भारतीय जनगणना, २०११

Source : Population Census of India, 2011

तक्ता क्रमांक/TABLE No. 1.20

**१. क्षेत्रफळ आणि लोकसंख्या /
तक्ता क्रमांक /
औद्योगिक गट व मुख्य गटानुसार कामगारांचे (शेतीव्यतिरिक्त) वर्गीकरण/
(जनगणना, २०११/**

| अ . क्र. | शेती, शिकार, जंगलउद्योग आणि मत्स्यव्यवसाय / Agriculture, Hunting, Forestry and Fishing | | | | | खाणकाम व दगडकाम / Mining and quarrying | | | | |
|-------------------------|---|--------------------|---|--|--------------------------|--|---|---|--|---|
| | जिल्हे | Grand Total | कृषी व जनावरे उत्पादन, शिकार व इतर संबंधित सेवा कार्ये Crop and animal production, hunting and related service activities | जंगल संवर्धन आणि लाकूडतोड Forestry and logging | मत्स्यव्यवसाय Fishing | कोळसा व लिगनाईटचे खाणकाम Mining and Coal Lignite | क्रुड पेट्रोलियम आणि नैसर्गिक वायुचा उतारा Extraction of Crude petroleum and natural gas | कच्च्या धातुचे खाणकाम Mining of Metal Ores | इतर खाणकाम Other mining and Quarrying | खाणकामाशी सहाय्यक कार्ये Mining support activities |
| (1) | (2) | (3) | (4) | (5) | (6) | (7) | (8) | (9) | (10) | (11) |
| 1 | मुंबई शहर | 12,72,188 | 420 | 43 | 2,709 | 32 | 238 | 48 | 137 | 109 |
| 2 | मुंबई उपनगर | 36,98,685 | 3,242 | 335 | 5,181 | 47 | 2,012 | 227 | 656 | 390 |
| 3 | ठाणे | 37,24,689 | 9,394 | 2,582 | 23,627 | 136 | 1,145 | 116 | 12,262 | 215 |
| 4 | रायगड | 6,75,948 | 3,339 | 1,377 | 18,376 | 25 | 1,961 | 54 | 4,183 | 200 |
| 5 | रतागिरी | 2,63,604 | 1,296 | 838 | 17,194 | 6 | 12 | 30 | 3,878 | 0 |
| 6 | सिंधुदुर्ग | 1,40,018 | 1,264 | 638 | 7,418 | 102 | 18 | 24 | 3,148 | 24 |
| 7 | नाशिक | 10,67,015 | 11,022 | 1,023 | 649 | 39 | 30 | 17 | 1,836 | 3 |
| 8 | धुळे | 2,66,852 | 4,186 | 320 | 366 | 34 | 0 | 4 | 574 | 4 |
| 9 | नंदुरबार | 1,42,178 | 2,907 | 254 | 138 | 13 | 2 | 2 | 470 | 3 |
| 10 | जळगाव | 5,42,825 | 5,415 | 769 | 1,166 | 19 | 20 | 2 | 657 | 3 |
| 11 | अहमदागर | 6,31,773 | 13,346 | 955 | 1,573 | 86 | 40 | 15 | 1,264 | 3 |
| 12 | पुणे | 27,50,838 | 15,852 | 1,480 | 3,632 | 270 | 179 | 85 | 5,163 | 24 |
| 13 | सातारा | 4,71,456 | 11,900 | 370 | 2,198 | 72 | 34 | 8 | 1,550 | 0 |
| 14 | सांगली | 4,43,528 | 13,602 | 256 | 358 | 20 | 14 | 24 | 496 | 6 |
| 15 | सोलापूर | 7,01,727 | 8,735 | 767 | 1,304 | 12 | 48 | 35 | 1,071 | 3 |
| 16 | कोल्हापूर | 7,76,537 | 17,983 | 834 | 678 | 47 | 25 | 99 | 2,532 | 0 |
| 17 | औरंगाबाद | 6,23,092 | 3,931 | 773 | 1,102 | 36 | 20 | 21 | 935 | 6 |
| 18 | जालना | 2,10,936 | 2,604 | 230 | 1,086 | 6 | 6 | 0 | 880 | 0 |
| 19 | परभणी | 2,10,897 | 2,271 | 348 | 542 | 0 | 13 | 2 | 886 | 6 |
| 20 | हिंगोली | 1,00,033 | 722 | 140 | 207 | 2 | 2 | 0 | 1,045 | 0 |
| 21 | बीड | 2,75,544 | 3,560 | 442 | 764 | 14 | 0 | 12 | 1,456 | 0 |
| 22 | नांदेड | 4,14,097 | 3,428 | 852 | 1,187 | 6 | 6 | 6 | 2,518 | 0 |
| 23 | उस्मानाबाद | 1,77,620 | 2,266 | 260 | 158 | 0 | 0 | 0 | 872 | 0 |
| 24 | लातूर | 2,98,396 | 1,406 | 216 | 180 | 0 | 0 | 0 | 944 | 0 |
| 25 | बुलढाणा | 2,31,087 | 3,966 | 758 | 278 | 67 | 0 | 1 | 545 | 4 |
| 26 | अकोला | 2,50,484 | 2,436 | 492 | 127 | 36 | 12 | 0 | 319 | 0 |
| 27 | वाशिम | 93,897 | 876 | 256 | 107 | 60 | 0 | 1 | 157 | 2 |
| 28 | अमरावती | 3,69,373 | 5,842 | 1,427 | 484 | 206 | 0 | 33 | 587 | 7 |
| 29 | यवतमाळ | 2,83,572 | 4,097 | 1,378 | 1,105 | 6,549 | 13 | 122 | 3,383 | 12 |
| 30 | वर्धा | 1,94,224 | 2,682 | 224 | 516 | 154 | 0 | 12 | 1,028 | 12 |
| 31 | नागपूर | 12,38,430 | 6,591 | 1,740 | 2,746 | 11,676 | 348 | 1,250 | 8,401 | 13 |
| 32 | भंडारा | 1,61,526 | 2,224 | 794 | 1,698 | 8 | 0 | 1,372 | 2,030 | 64 |
| 33 | गोंदिया | 1,98,166 | 1,910 | 568 | 1,532 | 20 | 6 | 104 | 1,034 | 6 |
| 34 | चंद्रपूर | 3,62,820 | 4,482 | 3,924 | 2,217 | 24,894 | 5 | 923 | 2,590 | 25 |
| 35 | गडचिरोली | 1,11,056 | 1,630 | 1,176 | 1,530 | 4 | 0 | 0 | 348 | 0 |
| महाराष्ट्र राज्य | | 2,33,75,111 | 1,80,827 | 28,839 | 1,04,133 | 44,698 | 6,209 | 4,649 | 69,835 | 1,144 |

AREA AND POPULATION

TABLE No. 1.20

Industrial classification of person at work (other than cultivation by divisions and major groups)
Population Census - 2011)

| वस्तुनिर्माण आणि दुरुस्ती / Manufacturing and Repairs | | | | | | | |
|---|--------------------------|---|--------------------------------|------------------------------------|---|---|--------------------------|
| अन्न पदार्थांचे उत्पादन | पेये, यांचे उत्पादन | तंबाखू व संबधित पदार्थांचे उत्पादन | सुती कपड्यांचे उत्पादन | परिधान करणाऱ्या वस्त्रांचे उत्पादन | कातडी व चामड्याची उत्पादने | लाकूड आणि लाकडाच्या वस्तू, फर्निचर वगैरे यांचे उत्पादन | Districts |
| Manufacture of food products | Manufacture of beverages | Manufacture of tobacco & related products | Manufacture of cotton textiles | Manufacture of wearing apparel | Manufacture of leather and related products | Manufacture of wood and products of wood and cork, except furniture | |
| (12) | (13) | (14) | (15) | (16) | (17) | (18) | (2) |
| 15,452 | 674 | 966 | 24,483 | 60,828 | 19,313 | 2,287 | Mumbai City |
| 43,492 | 3,127 | 1,142 | 53,779 | 138,128 | 25,612 | 3,282 | Mumbai Suburban |
| 53,179 | 3,570 | 4,134 | 2,02,745 | 95,572 | 7,341 | 5,945 | Thane |
| 14,345 | 769 | 167 | 3,215 | 7,923 | 439 | 1,608 | Raigad |
| 7,880 | 262 | 238 | 854 | 4,362 | 148 | 1,318 | Ratnagiri |
| 4,686 | 168 | 68 | 470 | 1,962 | 48 | 1,074 | Sindhudurg |
| 22,524 | 819 | 3,101 | 72,506 | 19,112 | 3,076 | 2,945 | Nashik |
| 7,328 | 124 | 114 | 10,176 | 6,076 | 490 | 1,528 | Dhule |
| 4,927 | 86 | 34 | 1,701 | 3,158 | 176 | 1,199 | Nandurbar |
| 13,890 | 236 | 732 | 3,745 | 10,156 | 531 | 3,573 | Jalgaon |
| 29,689 | 621 | 8,254 | 1,958 | 12,198 | 1,203 | 2,483 | Ahmednagar |
| 51,109 | 1,765 | 2,585 | 7,603 | 36,135 | 2,728 | 5,586 | Pune |
| 19,490 | 280 | 134 | 3,038 | 9,312 | 1,232 | 3,130 | Satara |
| 24,860 | 386 | 710 | 7,802 | 11,070 | 1,324 | 3,412 | Sangli |
| 27,756 | 550 | 44,408 | 33,687 | 25,266 | 1,046 | 3,041 | Solapur |
| 34,594 | 372 | 840 | 65,639 | 16,006 | 2,075 | 3,887 | Kolhapur |
| 12,407 | 1,121 | 237 | 2,940 | 12,044 | 911 | 1,866 | Aurangabad |
| 5,748 | 92 | 1,352 | 1,258 | 5,262 | 436 | 1,254 | Jalna |
| 5,261 | 47 | 206 | 1,120 | 5,402 | 395 | 1,102 | Parbhani |
| 2,610 | 19 | 14 | 805 | 2,530 | 286 | 783 | Hingoli |
| 9,172 | 42 | 72 | 1,420 | 6,658 | 852 | 1,546 | Beed |
| 9,255 | 211 | 2,981 | 1,617 | 10,187 | 616 | 2,173 | Nanded |
| 7,102 | 76 | 82 | 1,376 | 4,426 | 372 | 1,018 | Osmanabad |
| 9,520 | 78 | 66 | 1,022 | 7,080 | 754 | 1,986 | Latur |
| 5,617 | 119 | 39 | 2,227 | 4,837 | 430 | 1,329 | Buldhana |
| 7,348 | 104 | 63 | 1,647 | 4,806 | 328 | 804 | Akola |
| 2,066 | 86 | 6 | 544 | 1,996 | 156 | 516 | Washim |
| 9,208 | 178 | 147 | 2,494 | 8,199 | 601 | 2,274 | Amravati |
| 6,679 | 123 | 208 | 2,750 | 6,070 | 260 | 1,545 | Yavatmal |
| 6,632 | 42 | 138 | 8,268 | 4,522 | 206 | 1,352 | Wardha |
| 29,837 | 1,687 | 1,560 | 19,255 | 26,968 | 2,067 | 9,074 | Nagpur |
| 3,864 | 92 | 7,944 | 792 | 2,996 | 340 | 1,898 | Bhandara |
| 5,856 | 64 | 20,602 | 1,016 | 3,936 | 376 | 3,258 | Gondiya |
| 7,500 | 125 | 283 | 1,071 | 6,165 | 464 | 3,696 | Chandrapur |
| 2,486 | 36 | 130 | 378 | 1,770 | 184 | 1,142 | Gadchiroli |
| 5,23,369 | 18,151 | 1,03,757 | 5,45,401 | 5,83,118 | 76,816 | 84,914 | Maharashtra State |

तक्ता क्रमांक / TABLE NO. 1.20-contd.

वस्तुनिर्माण आणि दुरुस्ती / Manufacturing and Repairs

| अ. क्र. | जिल्हे | कागद आणि कागदाचे पदार्थ यांचे उत्पादने | मुद्रण आणि रेकॉर्डेड मिडियाचे उत्पादन | कोळसा, शुद्ध पेट्रोलियम पदार्थ यांचे उत्पादने | रसायो, रासायनिक पदार्था यांचे उत्पादन | औषधनिर्माण आणि औषधी व वनस्पति उत्पादनांचे उत्पादन | रबर आणि प्लास्टिक पदार्थ यांचे उत्पादन | इतर अधातू खनिज उत्पादने | मूलभूत धातू उत्पादने |
|-------------------------|-------------|---|--|--|--|---|--|--|-----------------------------------|
| Sr. No. | | Manu- facture of paper and paper products | Printing and reproduction of recorded media | Manufacture of coke and refined petroleum products | Manufacture of chemicals and chemical products | Manufacture of pharmaceuticals and medicinal and botanical products | Manufacture of rubber and plastics products | Manufacture of other non-metallic mineral products | Manufacture of basic metals |
| (1) | (2) | (19) | (20) | (21) | (22) | (23) | (24) | (25) | (26) |
| 1 | मुंबई शहर | 3,549 | 11,388 | 1,192 | 5,782 | 3,237 | 3,696 | 3,297 | 3,480 |
| 2 | मुंबई उपनगर | 8,332 | 25,096 | 14,671 | 23,804 | 15,299 | 20,338 | 15,810 | 17,757 |
| 3 | ठाणे | 7,685 | 17,260 | 9,019 | 32,284 | 23,240 | 23,370 | 53,310 | 45,271 |
| 4 | रायगड | 494 | 1,396 | 3,488 | 10,988 | 4,118 | 1,500 | 14,170 | 13,070 |
| 5 | रतागिरी | 866 | 528 | 166 | 2,552 | 280 | 832 | 1,322 | 1,088 |
| 6 | सिंधुदुर्ग | 44 | 332 | 0 | 194 | 220 | 198 | 732 | 222 |
| 7 | नाशिक | 1,703 | 8,602 | 816 | 3,968 | 3,403 | 7,390 | 13,658 | 9,672 |
| 8 | धुळे | 156 | 390 | 58 | 758 | 206 | 174 | 3,664 | 398 |
| 9 | नंदुरबार | 51 | 152 | 3 | 161 | 127 | 49 | 2,773 | 119 |
| 10 | जळगाव | 468 | 1,125 | 242 | 2,046 | 724 | 5,779 | 8,656 | 2,344 |
| 11 | अहमदागर | 563 | 1,409 | 166 | 1,698 | 1,241 | 838 | 15,181 | 3,105 |
| 12 | पुणे | 5,220 | 10,881 | 1,770 | 11,558 | 8,252 | 10,221 | 25,746 | 26,070 |
| 13 | सातारा | 488 | 1,290 | 174 | 1,314 | 1,132 | 1,202 | 8,582 | 3,246 |
| 14 | सांगली | 670 | 1,152 | 166 | 1,388 | 844 | 748 | 5,212 | 3,144 |
| 15 | सोलापूर | 472 | 1,856 | 361 | 1,652 | 1,050 | 1,015 | 10,344 | 7,739 |
| 16 | कोल्हापूर | 908 | 2,855 | 325 | 1,948 | 1,218 | 1,056 | 10,127 | 10,447 |
| 17 | औरंगाबाद | 1,363 | 2,454 | 291 | 3,258 | 3,658 | 4,491 | 10,155 | 1,871 |
| 18 | जालना | 162 | 288 | 16 | 434 | 142 | 166 | 3,062 | 2,494 |
| 19 | परभणी | 20 | 213 | 33 | 212 | 158 | 102 | 3,719 | 188 |
| 20 | हिंगोली | 21 | 98 | 4 | 92 | 55 | 13 | 1,774 | 71 |
| 21 | बीड | 68 | 366 | 26 | 324 | 190 | 106 | 5,850 | 330 |
| 22 | नांदेड | 169 | 716 | 77 | 706 | 491 | 239 | 6,724 | 549 |
| 23 | उस्मानाबाद | 54 | 170 | 34 | 544 | 140 | 40 | 2,758 | 272 |
| 24 | लातूर | 172 | 424 | 48 | 392 | 396 | 290 | 3,920 | 434 |
| 25 | बुलढाणा | 256 | 387 | 13 | 1,290 | 241 | 95 | 2,581 | 91 |
| 26 | अकोला | 151 | 713 | 89 | 755 | 721 | 310 | 2,668 | 289 |
| 27 | वाशिम | 58 | 101 | 12 | 109 | 33 | 16 | 725 | 37 |
| 28 | अमरावती | 308 | 753 | 53 | 785 | 329 | 392 | 3,472 | 377 |
| 29 | यवतमाळ | 90 | 488 | 73 | 253 | 306 | 79 | 3,576 | 210 |
| 30 | वर्धा | 154 | 294 | 30 | 536 | 204 | 116 | 3,508 | 1,854 |
| 31 | नागपूर | 3,892 | 6,278 | 1,457 | 7,822 | 4,034 | 4,437 | 14,661 | 15,735 |
| 32 | भंडारा | 184 | 240 | 22 | 474 | 146 | 56 | 2,076 | 2,980 |
| 33 | गोंदिया | 202 | 356 | 18 | 3,454 | 134 | 328 | 3,864 | 190 |
| 34 | चंद्रपूर | 5,046 | 491 | 256 | 1,156 | 226 | 132 | 11,727 | 1,694 |
| 35 | गडचिरोली | 888 | 50 | 6 | 68 | 46 | 26 | 1,546 | 46 |
| महाराष्ट्र राज्य | | 44,927 | 1,00,592 | 35,175 | 1,24,759 | 76,241 | 89,840 | 2,80,950 | 1,76,884 |

तक्ता क्रमांक / TABLE NO. 1.20-contd.

| वस्तुनिर्माण आणि दुरुस्ती / Manufacturing and Repairs | | | | | | | | | |
|---|--|--|---|--|---|-------------------------------|--------------------------|---|--------------------------|
| यंत्रे व सामग्री वगळता फेब्रीकेटेड धातू उत्पादने | संगणक सामग्री, इलेक्ट्रॉनिक आणि चष्प्याची उपकरणे यांचे उत्पादन | विद्युत उपकरणांचे उत्पादन | इतर कुठेही वर्गीकृत न करता येणारी यंत्रे व यंत्रसामग्री यांचे उत्पादन | मोटर वाहने, ट्रेलर्स व सेमी - ट्रेलर्स यांचे उत्पादन | इतर परिवहन सामग्री यांचे उत्पादन | फर्निचरचे उत्पादन | इतर उत्पादन | यंत्रसामग्रीची दुरुस्ती आणि यंत्रे बसवणे | Districts |
| Manufacture of fabricated metal products, except machinery and equipment (27) | Manufacture of computer, electronic and optical products (28) | Manufacture of electrical equipment (29) | Manufacture of machinery and equipment n.e.c. (30) | Manufacture of motor vehicles, trailers and semi-trailers (31) | Manufacture of other transport equipment (32) | Manufacture of furniture (33) | Other manufacturing (34) | Repair and installation of machinery and equipment (35) | (2) |
| 10,092 | 2,334 | 2,081 | 2,561 | 1,418 | 3,480 | 13,084 | 67,300 | 3,341 | Mumbai City |
| 41,215 | 11,785 | 17,149 | 11,067 | 7,561 | 7,266 | 64,831 | 3,59,204 | 7,568 | Mumbai Suburban |
| 48,907 | 11,680 | 16,304 | 33,811 | 5,094 | 9,206 | 45,469 | 3,94,062 | 7,339 | Thane |
| 7,311 | 931 | 1,912 | 965 | 757 | 2,342 | 6,936 | 66,641 | 1,303 | Raigad |
| 2,952 | 108 | 278 | 140 | 62 | 3,156 | 6,922 | 11,866 | 530 | Ratnagiri |
| 948 | 92 | 106 | 86 | 130 | 194 | 3,472 | 3,892 | 316 | Sindhudurg |
| 17,614 | 3,037 | 4,057 | 8,270 | 9,834 | 6,302 | 12,268 | 84,397 | 1,489 | Nashik |
| 2,240 | 138 | 394 | 858 | 140 | 416 | 3,936 | 6,004 | 810 | Dhule |
| 1,039 | 28 | 140 | 148 | 85 | 160 | 1,118 | 1,349 | 646 | Nandurbar |
| 7,049 | 381 | 702 | 649 | 299 | 844 | 7,164 | 21,228 | 992 | Jalgaon |
| 6,965 | 581 | 1,157 | 832 | 812 | 1,299 | 6,779 | 29,929 | 1,165 | Ahmednagar |
| 60,122 | 9,314 | 9,227 | 12,012 | 38,823 | 8,851 | 26,938 | 344,642 | 6,573 | Pune |
| 5,694 | 562 | 814 | 1,016 | 1,058 | 1,014 | 5,810 | 30,412 | 820 | Satara |
| 7,020 | 434 | 634 | 1,254 | 514 | 796 | 5,476 | 22,898 | 1,094 | Sangli- |
| 6,761 | 546 | 466 | 1,263 | 783 | 924 | 7,696 | 24,914 | 1,695 | Solapur |
| 14,732 | 786 | 852 | 5,073 | 2,017 | 1,128 | 12,261 | 61,152 | 2,421 | Kolhapur |
| 9,531 | 3,876 | 3,465 | 1,643 | 5,514 | 3,169 | 6,309 | 59,530 | 1,221 | Aurangabad |
| 3,016 | 108 | 120 | 428 | 56 | 242 | 2,646 | 6,774 | 402 | Jalna |
| 1,847 | 50 | 46 | 102 | 55 | 220 | 3,081 | 3,339 | 460 | Parbhani |
| 959 | 17 | 48 | 57 | 23 | 59 | 1,598 | 1,415 | 192 | Hingoli |
| 2,386 | 60 | 64 | 102 | 132 | 312 | 3,778 | 4,686 | 584 | Beed |
| 3,605 | 232 | 175 | 216 | 188 | 411 | 6,040 | 8,523 | 713 | Nanded |
| 1,874 | 100 | 98 | 56 | 106 | 272 | 2,310 | 4,538 | 320 | Osmanabad |
| 2,898 | 102 | 122 | 200 | 190 | 396 | 3,686 | 7,660 | 548 | Latur |
| 2,150 | 112 | 178 | 134 | 84 | 214 | 2,563 | 4,361 | 681 | Buldhana |
| 2,371 | 149 | 349 | 256 | 122 | 138 | 2,764 | 7,041 | 825 | Akola |
| 905 | 31 | 131 | 53 | 53 | 89 | 1,142 | 1,283 | 315 | Washim |
| 3,417 | 224 | 443 | 365 | 197 | 360 | 4,553 | 7,677 | 1,344 | Amravati |
| 2,441 | 125 | 77 | 150 | 82 | 256 | 3,766 | 4,075 | 520 | Yavatmal |
| 2,552 | 110 | 166 | 218 | 140 | 258 | 2,208 | 5,492 | 680 | Wardha |
| 17,125 | 2,098 | 3,363 | 2,979 | 2,420 | 2,071 | 16,830 | 59,876 | 2,732 | Nagpur |
| 3,350 | 62 | 202 | 272 | 652 | 488 | 2,272 | 3,582 | 480 | Bhandara |
| 1,416 | 62 | 180 | 196 | 70 | 266 | 3,104 | 2,358 | 574 | Gondiya |
| 5,405 | 211 | 407 | 333 | 136 | 530 | 5,000 | 9,365 | 1,219 | Chandrapur |
| 630 | 20 | 38 | 20 | 50 | 80 | 1,044 | 660 | 204 | Gadchiroli |
| 3,08,539 | 50,486 | 65,945 | 87,785 | 79,657 | 57,209 | 3,04,854 | 17,32,125 | 52,116 | Maharashtra State |

तक्ता क्रमांक / TABLE NO. 1.20-contd.

वीज, वायू आणि पाणीपुरवठा, कचरा व्यवस्थापन/
Electricity, gas and water supply , Waste management

| अ.क्र Sr. No | जिल्हे | वीज, वायू, वाफ आणि वातानुकूलन पुरवठा | पाणी संकलन, उपचार आणि पुरवठा | मलनिस्सारण | कचरा संकलन, उपचार आणि विल्हेवाट, सामग्री पुनरप्राप्ती | उपायांचे कार्य आणि अन्य कचरा व्यवस्थापन सेवा | बांधकाम |
|-------------------------|-------------|---|------------------------------------|------------|--|--|------------------|
| | | | | | | | Construction |
| (1) | (2) | (36) | (37) | (38) | (39) | (40) | (41) |
| 1 | मुंबई शहर | 2,406 | 237 | 10 | 9 | 0 | 62,444 |
| 2 | मुंबई उपनगर | 12,344 | 831 | 5 | 35 | 6 | 2,71,285 |
| 3 | ठाणे | 19,916 | 2,261 | 0 | 42 | 6 | 2,75,161 |
| 4 | रायगड | 5,803 | 648 | 3 | 23 | 0 | 67,812 |
| 5 | रतागिरी | 2,794 | 528 | 0 | 34 | 0 | 27,944 |
| 6 | सिंधुदुर्ग | 832 | 86 | 0 | 6 | 0 | 19,244 |
| 7 | नाशिक | 8,306 | 756 | 0 | 21 | 0 | 1,06,410 |
| 8 | धुळे | 1,950 | 90 | 0 | 0 | 0 | 28,344 |
| 9 | नंदुरबार | 745 | 23 | 0 | 0 | 0 | 12,110 |
| 10 | जळगाव | 5,763 | 720 | 0 | 8 | 0 | 70,813 |
| 11 | अहमदागर | 3,023 | 724 | 0 | 18 | 2 | 58,805 |
| 12 | पुणे | 9,781 | 1,839 | 0 | 67 | 6 | 3,11,010 |
| 13 | सातारा | 3,536 | 706 | 0 | 104 | 0 | 49,570 |
| 14 | सांगली | 2,844 | 690 | 0 | 58 | 0 | 37,444 |
| 15 | सोलापूर | 3,240 | 653 | 0 | 29 | 0 | 67,837 |
| 16 | कोल्हापूर | 3,873 | 987 | 9 | 52 | 0 | 62,927 |
| 17 | औरंगाबाद | 3,485 | 477 | 0 | 30 | 0 | 88,542 |
| 18 | जालना | 1,106 | 280 | 0 | 0 | 0 | 26,222 |
| 19 | परभणी | 1,251 | 563 | 0 | 12 | 0 | 32,521 |
| 20 | हिंगोली | 575 | 116 | 0 | 1 | 0 | 12,875 |
| 21 | बीड | 4,528 | 342 | 0 | 18 | 0 | 31,552 |
| 22 | नांदेड | 2,458 | 703 | 0 | 23 | 0 | 60,295 |
| 23 | उस्मानाबाद | 1,162 | 106 | 0 | 12 | 0 | 16,982 |
| 24 | लातूर | 2,070 | 284 | 0 | 14 | 6 | 40,738 |
| 25 | बुलढाणा | 1,916 | 315 | 2 | 7 | 4 | 25,997 |
| 26 | अकोला | 2,534 | 419 | 10 | 4 | 0 | 30,745 |
| 27 | वाशिम | 776 | 114 | 21 | 7 | 0 | 10,297 |
| 28 | अमरावती | 3,755 | 600 | 25 | 1 | 14 | 52,116 |
| 29 | यवतमाळ | 2,076 | 424 | 1 | 10 | 0 | 35,641 |
| 30 | वर्धा | 1,860 | 36 | 0 | 6 | 0 | 27,948 |
| 31 | नागपूर | 17,938 | 972 | 0 | 20 | 0 | 179,977 |
| 32 | भंडारा | 1,168 | 16 | 0 | 0 | 8 | 22,800 |
| 33 | गोंदिया | 1,662 | 52 | 0 | 2 | 0 | 33,356 |
| 34 | चंद्रपूर | 8,587 | 237 | 15 | 0 | 3 | 51,634 |
| 35 | गडचिरोली | 836 | 18 | 0 | 0 | 0 | 13,314 |
| महाराष्ट्र राज्य | | 1,46,899 | 17,853 | 101 | 673 | 55 | 23,22,712 |

तक्ता क्रमांक / TABLE NO. 1.20-contd.

| घाऊक व्यापार आणि किरकोळ व्यापार / Wholesale Trade and Retail Trade | | | परिवहन, साठा आणि दळणवळण / Transport, Storage and Communication | | | | | खानावळ आणि उपहारगृहे Hotels and Restaurants | | Districts |
|---|--|--|---|---------------------------------|-------------------------------|---|------------------------------|---|--------------------------|-----------|
| मोटर वाहने आणि मोटर सायकलचा घाऊक आणि किरकोळ व्यापार व दुरुस्ती | घाऊक व्यापार , मोटर वाहने व मोटर सायकली व्यतिरिक्त | किरकोळ व्यापार मोटर वाहने व मोटर सायकली व्यतिरिक्त | जमिनी - वरील वाहतूक व पाईपलाईन मार्गे वाहतूक | जल वाहतूक | हवाई वाहतूक | वाहतूक- उपक्रमासाठी गोदाम आणि समर्थन उपक्रम | टपाल कार्ये | | | |
| Wholesale and Retail trade and repair of motor vehicles and motor cycles (42) | Wholesale trade, except of motor vehicles and motorcycles (43) | Retail trade, except of motor vehicles and motorcycles (44) | Land transport and transport via pipelines (45) | Water trans- port (46) | Air trans- port (47) | Warehousing and support activities for transport- ation (48) | Postal activities (49) | (50) | (2) | |
| 15,394 | 34,052 | 1,79,691 | 81,613 | 12,132 | 4,391 | 17,657 | 7,322 | 42,391 | Mumbai City | |
| 45,163 | 77,925 | 4,25,024 | 2,82,542 | 14,682 | 27,500 | 36,434 | 18,833 | 92,563 | Mumbai Suburban | |
| 38,375 | 62,280 | 3,85,226 | 2,46,468 | 13,538 | 8,905 | 54,976 | 13,727 | 79,428 | Thane | |
| 9,078 | 7,031 | 55,472 | 50,510 | 7,064 | 576 | 14,710 | 2,053 | 15,049 | Raigad | |
| 3,164 | 2,452 | 29,598 | 20,672 | 1,618 | 60 | 1,376 | 1,816 | 6,668 | Ratnagiri | |
| 1,790 | 1,300 | 14,872 | 10,466 | 198 | 24 | 622 | 982 | 4,706 | Sindhudurg | |
| 15,938 | 22,129 | 1,11,919 | 66,669 | 170 | 231 | 12,721 | 2,534 | 23,160 | Nashik | |
| 4,214 | 6,796 | 30,870 | 19,564 | 14 | 36 | 2,916 | 586 | 5,018 | Dhule | |
| 1,484 | 2,500 | 17,692 | 8,365 | 8 | 12 | 1,673 | 206 | 2,519 | Nandurbar | |
| 6,431 | 10,375 | 71,022 | 43,924 | 50 | 66 | 8,675 | 1,383 | 9,597 | Jalgaon | |
| 10,564 | 11,012 | 66,837 | 36,381 | 85 | 48 | 5,891 | 1,500 | 16,857 | Ahmednagar | |
| 43,376 | 38,869 | 2,36,935 | 1,63,131 | 1,035 | 1,716 | 30,721 | 7,516 | 60,868 | Pune | |
| 7,358 | 7,082 | 47,470 | 36,700 | 138 | 50 | 5,972 | 1,462 | 10,868 | Satara | |
| 7,444 | 8,992 | 49,422 | 27,824 | 30 | 62 | 5,288 | 1,284 | 8,142 | Sangli- | |
| 10,597 | 14,566 | 80,681 | 49,042 | 199 | 94 | 6,762 | 1,487 | 16,952 | Solapur | |
| 11,700 | 16,005 | 78,453 | 40,200 | 154 | 133 | 6,697 | 1,753 | 15,746 | Kolhapur | |
| 11,145 | 9,636 | 69,162 | 42,494 | 36 | 294 | 5,062 | 1,393 | 16,722 | Aurangabad | |
| 3,298 | 5,012 | 26,554 | 14,012 | 2 | 20 | 3,048 | 384 | 5,324 | Jalna | |
| 2,907 | 3,674 | 29,575 | 15,460 | 10 | 21 | 1,707 | 471 | 5,453 | Parbhani | |
| 1,358 | 1,436 | 13,355 | 6,255 | 4 | 15 | 1,072 | 182 | 2,166 | Hingoli | |
| 4,326 | 4,204 | 30,974 | 22,696 | 2 | 6 | 1,842 | 654 | 6,994 | Beed | |
| 6,396 | 6,386 | 56,373 | 30,953 | 0 | 50 | 3,660 | 877 | 8,768 | Nanded | |
| 2,202 | 1,488 | 16,924 | 15,074 | 10 | 18 | 676 | 490 | 4,148 | Osmanabad | |
| 5,202 | 6,830 | 38,292 | 23,026 | 20 | 10 | 1,874 | 602 | 6,364 | Latur | |
| 2,766 | 6,984 | 29,804 | 15,660 | 15 | 14 | 2,336 | 847 | 4,677 | Buldhana | |
| 3,273 | 7,702 | 36,410 | 20,185 | 36 | 17 | 3,804 | 832 | 5,650 | Akola | |
| 1,223 | 2,481 | 11,802 | 6,415 | 6 | 3 | 1,062 | 268 | 1,894 | Washim | |
| 4,848 | 8,828 | 50,885 | 28,219 | 11 | 18 | 3,940 | 1,146 | 7,566 | Amravati | |
| 3,570 | 3,911 | 39,554 | 19,898 | 10 | 6 | 2,398 | 750 | 6,159 | Yavatmal | |
| 2,072 | 3,512 | 23,396 | 13,822 | 34 | 18 | 1,626 | 500 | 3,522 | Wardha | |
| 18,480 | 23,299 | 1,54,397 | 85,341 | 185 | 1,173 | 18,234 | 3,511 | 29,513 | Nagpur | |
| 1,508 | 1,988 | 16,304 | 7,952 | 0 | 12 | 904 | 304 | 2,716 | Bhandara | |
| 1,404 | 3,216 | 18,154 | 9,142 | 30 | 216 | 1,584 | 486 | 3,014 | Gondiya | |
| 4,553 | 4,376 | 37,554 | 25,444 | 24 | 15 | 3,432 | 768 | 6,609 | Chandrapur | |
| 644 | 734 | 8,932 | 3,110 | 18 | 2 | 550 | 254 | 1,296 | Gadchiroli | |
| 3,13,245 | 4,29,063 | 25,89,585 | 15,89,229 | 51,568 | 45,832 | 2,71,902 | 79,163 | 5,39,087 | Maharashtra State | |

तक्ता क्रमांक / TABLE NO. 1.20-contd.

| | | आर्थिक मध्यस्थ, रिअल इस्टेट, भाड्याने घेतलेले आणि व्यावसायिक उपक्रम / Financial intermediation, Real estate, renting and business activities | | | | | | |
|-------------------------|---|---|--|----------------------------|----------------------------|--------------------------------------|---|------------------|
| अ.क्र | प्रकाशन, प्रसारण, दूरसंचार आणि माहिती सेवा कार्ये | विमा आणि निवृत्तीवेतन निधी वगळता वित्तीय सेवा उपक्रम | अनिवार्य सामाजिक वगळता विमा, पुर्ननिर्धारण आणि पेन्शन फंडिंग | इतर आर्थिक उपक्रम | स्थावर मालमत्ता क्रियाकलाप | भाडे आणि भाडेपट्टीने देण्याची क्रिया | कार्यालय प्रशासकीय, कार्यालय समर्थन आणि इतर व्यवसाय समर्थन क्रियाकलाप | |
| Sr. No | जिल्हे | Financial service activities, except insurance and pension funding | Insurance, reinsurance and pension funding, except compulsory social | Other financial activities | Real estate activities | Renting and leasing activities | Office administrative, office support and other business support activities | |
| (1) | (2) | (51) | (52) | (53) | (54) | (55) | (56) | (57) |
| 1 | मुंबई शहर | 26,389 | 31,183 | 5,764 | 6,542 | 3,477 | 826 | 1,32,732 |
| 2 | मुंबई उपनगर | 113,673 | 1,04,235 | 21,482 | 20,789 | 17,153 | 2,311 | 3,08,311 |
| 3 | ठाणे | 91,668 | 77,167 | 15,764 | 10,698 | 14,567 | 1,511 | 2,48,729 |
| 4 | रायगड | 9,678 | 8,432 | 1,571 | 913 | 1,849 | 558 | 31,102 |
| 5 | रतागिरी | 1,720 | 3,092 | 732 | 342 | 106 | 158 | 5,124 |
| 6 | सिंधुदुर्ग | 1,026 | 2,318 | 468 | 202 | 104 | 54 | 2,458 |
| 7 | नाशिक | 9,063 | 14,887 | 3,610 | 2,091 | 2,719 | 637 | 20,551 |
| 8 | धुळे | 1,386 | 3,180 | 672 | 356 | 298 | 314 | 4,740 |
| 9 | नंदुरबार | 498 | 1,204 | 211 | 154 | 82 | 158 | 1,995 |
| 10 | जळगाव | 3,341 | 6,583 | 1,534 | 617 | 554 | 499 | 11,438 |
| 11 | अहमदागर | 3,544 | 8,640 | 1,531 | 1,035 | 549 | 556 | 12,020 |
| 12 | पुणे | 1,14,152 | 45,026 | 9,992 | 5,479 | 8,043 | 2,524 | 1,80,616 |
| 13 | सातारा | 2,988 | 10,442 | 1,794 | 1,232 | 290 | 460 | 10,128 |
| 14 | सांगली | 3,252 | 9,042 | 1,502 | 944 | 290 | 370 | 12,000 |
| 15 | सोलापूर | 4,348 | 9,597 | 2,005 | 1,091 | 516 | 1,085 | 12,137 |
| 16 | कोल्हापूर | 7,099 | 14,804 | 2,902 | 1,702 | 953 | 753 | 23,947 |
| 17 | औरंगाबाद | 5,297 | 7,587 | 2,382 | 946 | 2,165 | 664 | 15,031 |
| 18 | जालना | 702 | 1,788 | 478 | 178 | 212 | 182 | 3,270 |
| 19 | परभणी | 974 | 1,994 | 755 | 200 | 125 | 198 | 3,473 |
| 20 | हिंगोली | 283 | 817 | 375 | 96 | 43 | 76 | 1,527 |
| 21 | बीड | 1,080 | 2,824 | 664 | 274 | 218 | 182 | 4,260 |
| 22 | नांदेड | 2,006 | 3,529 | 1,482 | 489 | 457 | 529 | 8,157 |
| 23 | उस्मानाबाद | 676 | 1,836 | 436 | 190 | 26 | 82 | 3,548 |
| 24 | लातूर | 1,544 | 3,216 | 890 | 390 | 532 | 314 | 5,892 |
| 25 | बुलढाणा | 1,292 | 3,803 | 756 | 452 | 211 | 315 | 3,654 |
| 26 | अकोला | 2,278 | 3,923 | 1,186 | 597 | 486 | 370 | 4,647 |
| 27 | वाशिम | 368 | 1,050 | 235 | 92 | 85 | 138 | 1,579 |
| 28 | अमरावती | 2,485 | 4,337 | 1,748 | 633 | 1,251 | 739 | 7,886 |
| 29 | यवतमाळ | 1,345 | 3,309 | 956 | 294 | 408 | 368 | 4,701 |
| 30 | वर्धा | 1,074 | 2,500 | 794 | 284 | 364 | 358 | 3,918 |
| 31 | नागपूर | 15,454 | 19,873 | 5,965 | 2,754 | 7,371 | 2,571 | 36,796 |
| 32 | भंडारा | 738 | 2,230 | 840 | 388 | 240 | 194 | 2,322 |
| 33 | गोंदिया | 730 | 1,308 | 650 | 180 | 434 | 314 | 2,142 |
| 34 | चंद्रपूर | 1,782 | 3,337 | 1,499 | 451 | 592 | 489 | 5,437 |
| 35 | गडचिरोली | 384 | 718 | 302 | 80 | 64 | 108 | 1,834 |
| महाराष्ट्र राज्य | | 4,34,317 | 4,19,811 | 93,927 | 63,155 | 66,834 | 20,965 | 11,38,102 |

आधार : भारतीय जनगणना, २०११

तक्ता क्रमांक / TABLE NO. 1.20-contd.

सामुहिक, सामाजिक आणि व्यक्तिगत सेवा / Other Community, Social and Personal Services Activities

| सार्वजनिक प्रशासन आणि संरक्षण सेवा | शिक्षण | मानवी आरोग्य क्रियाकलाप | अनिवासी सामाजिक कार्य उपक्रम | क्रीडा उपक्रम आणि करमणूक आणि मनोरंजन उपक्रम | सदस्यता संघटनेची कार्ये | बाह्यस्थानिक संघटनेची कार्ये | इतर | Districts |
|---|------------------|-------------------------|--|---|---------------------------------------|---|------------------|--------------------------|
| Public administration and defence; compulsory social security | Education | Human health activities | Social work activities without accommodation | Sports activities and amusement and recreation activities | Activities of membership organization | Activities of extraterritorial organization | Others | |
| (58) | (59) | (60) | (61) | (62) | (63) | (64) | (65) | (2) |
| 68,976 | 31,636 | 33,328 | 963 | 2,387 | 3,513 | 74,129 | 1,21,543 | Mumbai City |
| 1,14,003 | 1,07,948 | 77,500 | 2125 | 5,592 | 7,214 | 2,01,563 | 3,40,209 | Mumbai Suburban |
| 1,30,702 | 1,35,530 | 72,005 | 1992 | 3,325 | 6,447 | 2,89,373 | 2,19,628 | Thane |
| 31,037 | 32,093 | 13,906 | 642 | 290 | 1,293 | 80,455 | 29,994 | Raigad |
| 10,916 | 20,162 | 8,958 | 436 | 174 | 1,078 | 26,366 | 13,552 | Ratnagiri |
| 7,364 | 9,834 | 5,586 | 254 | 48 | 570 | 15,286 | 7,028 | Sindhudurg |
| 59,524 | 61,135 | 26,339 | 543 | 711 | 2,513 | 97,157 | 59,389 | Nashik |
| 13,868 | 23,172 | 7,236 | 162 | 282 | 262 | 44,372 | 14,090 | Dhule |
| 6,461 | 14,570 | 3,685 | 83 | 165 | 198 | 35,166 | 6,993 | Nandurbar |
| 25,163 | 38,238 | 14,120 | 338 | 384 | 1,271 | 79,600 | 28,712 | Jalgaon |
| 34,054 | 50,092 | 19,720 | 840 | 430 | 4,837 | 1,01,086 | 33,684 | Ahmednagar |
| 1,31,818 | 1,24,646 | 64,529 | 2636 | 2,597 | 7,061 | 1,97,876 | 1,96,557 | Pune |
| 20,156 | 33,574 | 16,054 | 672 | 416 | 1,294 | 58,298 | 25,266 | Satara |
| 16,742 | 30,756 | 15,808 | 384 | 242 | 1,008 | 59,260 | 24,620 | Sangli- |
| 29,301 | 47,700 | 19,680 | 958 | 351 | 2,252 | 62,426 | 38,875 | Solapur |
| 27,568 | 45,121 | 21,340 | 774 | 276 | 2,227 | 70,712 | 42,753 | Kolhapur |
| 30,685 | 41,700 | 15,750 | 583 | 424 | 1,809 | 51,867 | 37,575 | Aurangabad |
| 9,434 | 13,760 | 5,918 | 256 | 88 | 1,010 | 36,736 | 10,892 | Jalna |
| 10,927 | 17,637 | 5,898 | 382 | 121 | 1,019 | 31,481 | 10,642 | Parbhani |
| 5,505 | 7,973 | 2,987 | 156 | 97 | 413 | 19,700 | 4,914 | Hingoli |
| 14,086 | 27,842 | 10,226 | 332 | 132 | 1,200 | 44,902 | 13,810 | Beed |
| 22,817 | 35,692 | 11,794 | 450 | 195 | 2,171 | 65,260 | 17,310 | Nanded |
| 9,818 | 15,746 | 5,536 | 228 | 104 | 930 | 38,580 | 8,898 | Osmanabad |
| 16,184 | 32,990 | 8,970 | 336 | 208 | 684 | 42,054 | 13,730 | Latur |
| 14,751 | 23,016 | 7,878 | 303 | 269 | 1,037 | 35,132 | 11,226 | Buldhana |
| 14,530 | 20,278 | 8,088 | 260 | 348 | 671 | 28,300 | 14,668 | Akola |
| 5,811 | 9,680 | 3,161 | 95 | 84 | 200 | 18,407 | 4,621 | Washim |
| 24,418 | 33,356 | 11,844 | 488 | 616 | 769 | 37,761 | 22,334 | Amravati |
| 15,885 | 25,334 | 9,615 | 322 | 216 | 649 | 40,286 | 14,615 | Yavatmal |
| 12,766 | 15,594 | 6,906 | 214 | 202 | 302 | 15,724 | 10,564 | Wardha |
| 64,410 | 67,435 | 30,568 | 1,229 | 1,333 | 2,832 | 69,372 | 86,404 | Nagpur |
| 9,844 | 13,130 | 4,954 | 80 | 310 | 104 | 18,960 | 7,858 | Bhandara |
| 9,726 | 13,834 | 5,708 | 164 | 234 | 174 | 23,550 | 9,640 | Gondiya |
| 18,101 | 25,066 | 10,211 | 216 | 391 | 438 | 31,858 | 18,003 | Chandrapur |
| 12,354 | 12,146 | 4,414 | 82 | 46 | 138 | 28,002 | 4,440 | Gadchiroli |
| 10,49,705 | 12,58,416 | 5,90,220 | 19,978 | 23,088 | 59,588 | 21,71,057 | 15,25,037 | Maharashtra State |

Source : Population Census of India, 2011

1. क्षेत्रफळ आणि लोकसंख्या / AREA AND POPULATION

तक्ता क्रमांक / TABLE No. 1.21

वस्तुनिर्माण, प्रक्रिया, सेवा व दुरुस्ती या प्रकारच्या उद्योगधंद्यात मुख्य कामगारांचे घरगुती उद्योगधंदे व बिगर घरगुती उद्योगधंदे यानुसार वर्गीकरण /
Distribution of main workers in manufacturing, processing, servicing and repairs by household industry and non-household industry
(जनगणना, २०११ / Population Census, 2011)

| अ. क्र. Sr.No | विभाग | ग्रामीण नागरी एकूण | कामगारांची एकूण संख्या | | | घरगुती उद्योगधंद्यातील कामगार | | | बिगर घरगुती उद्योगधंद्यातील कामगार | | | Rural Urban Total | Division |
|------------------|---|--------------------------|---------------------------------|---------|----------|-------------------------------|----------|----------|------------------------------------|----------|----------|-------------------------|--|
| | | | Total number of workers at work | | | Workers in household industry | | | Workers in non-household industry | | | | |
| | | | एकूण | पुरुष | स्त्रिया | एकूण | पुरुष | स्त्रिया | एकूण | पुरुष | स्त्रिया | | |
| (1) | (2) | (3) | (4) | (5) | (6) | (7) | (8) | (9) | (10) | (11) | (12) | (3) | (2) |
| 1 | अन्न पदार्थांचे उत्पादन | R | 2,06,581 | 162,208 | 44,373 | 97,935 | 67,499 | 30,436 | 1,08,646 | 94,709 | 13,937 | R | Manufacture of food products |
| | | U | 2,57,912 | 200,799 | 57,113 | 1,23,823 | 87,661 | 36,162 | 1,34,089 | 1,13,138 | 20,951 | U | |
| | | T | 4,64,493 | 363,007 | 1,01,486 | 2,21,758 | 1,55,160 | 66,598 | 2,42,735 | 2,07,847 | 34,888 | T | |
| 2 | पेये यांचे उत्पादन. | R | 4,592 | 4,146 | 446 | 729 | 636 | 93 | 3,863 | 3,510 | 353 | R | Manufacture of beverages |
| | | U | 12,171 | 11,028 | 1,143 | 1,256 | 1,121 | 135 | 10,915 | 9,907 | 1,008 | U | |
| | | T | 16,763 | 15,174 | 1,589 | 1,985 | 1,757 | 228 | 14,778 | 13,417 | 1,361 | T | |
| 3 | तंबाखु व तंबाखुचे पदार्थ यांचे उत्पादन | R | 29,411 | 7,623 | 21,788 | 19,777 | 4,571 | 15,206 | 9,634 | 3,052 | 6,582 | R | Manufacture of tobacco products |
| | | U | 61,231 | 9,051 | 52,180 | 31,942 | 3,413 | 28,529 | 29,289 | 5,638 | 23,651 | U | |
| | | T | 90,642 | 16,674 | 73,968 | 51,719 | 7,984 | 43,735 | 38,923 | 8,690 | 30,233 | T | |
| 4 | कापडाचे उत्पादन. | R | 68,297 | 60,697 | 7,600 | 10,846 | 8,458 | 2,388 | 57,451 | 52,239 | 5,212 | R | Manufacture of textiles |
| | | U | 4,46,679 | 411,595 | 35,084 | 30,185 | 24,740 | 5,445 | 4,16,494 | 3,86,855 | 29,639 | U | |
| | | T | 5,14,976 | 472,292 | 42,684 | 41,031 | 33,198 | 7,833 | 4,73,945 | 4,39,094 | 34,851 | T | |
| 5 | परिधान करणाऱ्या वस्त्राचे उत्पादन | R | 1,06,302 | 65,135 | 41,167 | 30,934 | 14,322 | 16,612 | 75,368 | 50,813 | 24,555 | R | Manufacture of wearing apparel |
| | | U | 4,17,190 | 319,077 | 98,113 | 53,596 | 25,486 | 28,110 | 3,63,594 | 2,93,591 | 70,003 | U | |
| | | T | 5,23,492 | 384,212 | 1,39,280 | 84,530 | 39,808 | 44,722 | 4,38,962 | 3,44,404 | 94,558 | T | |
| 6 | कातडी व चामड्याची उत्पादने | R | 9,593 | 8,287 | 1,306 | 5,385 | 4,450 | 935 | 4,208 | 3,837 | 371 | R | Manufacture of leather and related products |
| | | U | 62,234 | 55,308 | 6,926 | 22,284 | 17,837 | 4,447 | 39,950 | 37,471 | 2,479 | U | |
| | | T | 71,827 | 63,595 | 8,232 | 27,669 | 22,287 | 5,382 | 44,158 | 41,308 | 2,850 | T | |
| 7 | लाकूड आणि लाकडाच्या वस्तू, फर्निचर वगैरे यांचे उत्पादने | R | 34,108 | 21,867 | 12,241 | 20,516 | 11,885 | 8,631 | 13,592 | 9,982 | 3,610 | R | Manufacture of wood and products of wood and cork, except furniture; |
| | | U | 37,543 | 29,796 | 7,747 | 11,324 | 7,049 | 4,275 | 26,219 | 22,747 | 3,472 | U | |
| | | T | 71,651 | 51,663 | 19,988 | 31,840 | 18,934 | 12,906 | 39,811 | 32,729 | 7,082 | T | |
| 8 | कागद आणि कागदाचे पदार्थ यांचे उत्पादन | R | 8,286 | 7,444 | 842 | 942 | 728 | 214 | 7,344 | 6,716 | 628 | R | Manufacture of paper and paper products |
| | | U | 33,700 | 29,427 | 4,273 | 6,085 | 4,873 | 1,212 | 27,615 | 24,554 | 3,061 | U | |
| | | T | 41,986 | 36,871 | 5,115 | 7,027 | 5,601 | 1,426 | 34,959 | 31,270 | 3,689 | T | |

तक्ता क्र./Table No. 1.21 contd...

| (1) | (2) | (3) | (4) | (5) | (6) | (7) | (8) | (9) | (10) | (11) | (12) | (3) | (2) |
|-----|--|-----|----------|----------|--------|--------|--------|-------|----------|----------|--------|-----|---|
| 9 | मुद्रण आणि रेकॉर्डिंग मिडियाचे उत्पादन | R | 7,814 | 7,335 | 479 | 504 | 435 | 69 | 7,310 | 6,900 | 410 | R | Printing and reproduction of recorded media |
| | | U | 88,768 | 80,716 | 8,052 | 3,159 | 2,691 | 468 | 85,609 | 78,025 | 7,584 | U | |
| | | T | 96,582 | 88,051 | 8,531 | 3,663 | 3,126 | 537 | 92,919 | 84,925 | 7,994 | T | |
| 10 | कोळसा, शुद्ध पेट्रोलियम पदार्थांचे उत्पादन | R | 3,604 | 3,325 | 279 | 154 | 99 | 55 | 3,450 | 3,226 | 224 | R | Manufacture of coke and refined petroleum products |
| | | U | 30,241 | 26,714 | 3,527 | 292 | 240 | 52 | 29,949 | 26,474 | 3,475 | U | |
| | | T | 33,845 | 30,039 | 3,806 | 446 | 339 | 107 | 33,399 | 29,700 | 3,699 | T | |
| 11 | रसायने व रासायनिक पदार्थांचे उत्पादन | R | 23,434 | 20,714 | 2,720 | 3,640 | 2,610 | 1,030 | 19,794 | 18,104 | 1,690 | R | Manufacture of chemicals and chemical products |
| | | U | 93,483 | 80,578 | 12,905 | 8,806 | 6,901 | 1,905 | 84,677 | 73,677 | 11,000 | U | |
| | | T | 1,16,917 | 1,01,292 | 15,625 | 12,446 | 9,511 | 2,935 | 1,04,471 | 91,781 | 12,690 | T | |
| 12 | रासायनिक आणि औषधे, औषधी वनस्पतिशास्त्र यांचे उत्पादन | R | 11,511 | 9,755 | 1,756 | 166 | 135 | 31 | 11,345 | 9,620 | 1,725 | R | Manufacture of chemical and pharmaceuticals, medicinal botanical products |
| | | U | 61,490 | 49,549 | 11,941 | 425 | 342 | 83 | 61,065 | 49,207 | 11,858 | U | |
| | | T | 73,001 | 59,304 | 13,697 | 591 | 477 | 114 | 72,410 | 58,827 | 13,583 | T | |
| 13 | रबर आणि प्लास्टिक पदार्थांचे उत्पादन | R | 13,654 | 11,267 | 2,387 | 334 | 247 | 87 | 13,320 | 11,020 | 2,300 | R | Manufacture of rubber and plastics products |
| | | U | 71,117 | 61,202 | 9,915 | 2,524 | 1,686 | 838 | 68,593 | 59,516 | 9,077 | U | |
| | | T | 84,771 | 72,469 | 12,302 | 2,858 | 1,933 | 925 | 81,913 | 70,536 | 11,377 | T | |
| 14 | इतर अधातू खनिज उत्पादने | R | 1,28,963 | 80,703 | 48,260 | 19,983 | 12,460 | 7,523 | 1,08,980 | 68,243 | 40,737 | R | Manufacture of other non-metallic mineral products |
| | | U | 94,462 | 74,137 | 20,325 | 7,325 | 5,069 | 2,256 | 87,137 | 69,068 | 18,069 | U | |
| | | T | 2,23,425 | 1,54,840 | 68,585 | 27,308 | 17,529 | 9,779 | 1,96,117 | 1,37,311 | 58,806 | T | |
| 15 | मूलभूत धातू उत्पादने | R | 34,624 | 31,334 | 3,290 | 2,301 | 1,726 | 575 | 32,323 | 29,608 | 2,715 | R | Manufacture of basic metals |
| | | U | 1,32,597 | 1,19,755 | 12,842 | 4,532 | 2,421 | 2,111 | 1,28,065 | 1,17,334 | 10,731 | U | |
| | | T | 1,67,221 | 1,51,089 | 16,132 | 6,833 | 4,147 | 2,686 | 1,60,388 | 1,46,942 | 13,446 | T | |
| 16 | फेब्रीकेटेड धातू उत्पादने | R | 69,463 | 62,821 | 6,642 | 15,943 | 13,226 | 2,717 | 53,520 | 49,595 | 3,925 | R | Manufacture of fabricated metal products, except machinery and equipment |
| | | U | 2,20,943 | 2,08,206 | 12,737 | 9,247 | 7,991 | 1,256 | 2,11,696 | 2,00,215 | 11,481 | U | |
| | | T | 2,90,406 | 2,71,027 | 19,379 | 25,190 | 21,217 | 3,973 | 2,65,216 | 2,49,810 | 15,406 | T | |
| 17 | संगणक सामग्री, इलेक्ट्रॉनिक आणि चष्म्याची उत्पादने | R | 5,237 | 4,758 | 479 | 77 | 64 | 13 | 5,160 | 4,694 | 466 | R | Manufacture of computer, electronic and optical products |
| | | U | 42,956 | 36,250 | 6,706 | 532 | 438 | 94 | 42,424 | 35,812 | 6,612 | U | |
| | | T | 48,193 | 41,008 | 7,185 | 609 | 502 | 107 | 47,584 | 40,506 | 7,078 | T | |
| 18 | विद्युत उपकरणांचे उत्पादन | R | 9,265 | 8,619 | 646 | 187 | 177 | 10 | 9,078 | 8,442 | 636 | R | Manufacture of electrical equipment |
| | | U | 53,456 | 46,637 | 6,819 | 912 | 675 | 237 | 52,544 | 45,962 | 6,582 | U | |
| | | T | 62,721 | 55,256 | 7,465 | 1,099 | 852 | 247 | 61,622 | 54,404 | 7,218 | T | |

तक्ता क्र./Table No. 1.21 contd...

| (1) | (2) | (3) | (4) | (5) | (6) | (7) | (8) | (9) | (10) | (11) | (12) | (3) | (2) |
|-----|--|-----|-----------|-----------|----------|--------|--------|-------|-----------|-----------|----------|-----|---|
| 19 | यंत्रे व यंत्रसामग्रीचे उत्पादन | R | 9,430 | 8,800 | 630 | 419 | 321 | 98 | 9,011 | 8,479 | 532 | R | Manufacture of machinery and equipment n.e.c. |
| | | U | 74,244 | 69,836 | 4,408 | 1,188 | 1,019 | 169 | 73,056 | 68,817 | 4,239 | U | |
| | | T | 83,674 | 78,636 | 5,038 | 1,607 | 1,340 | 267 | 82,067 | 77,296 | 4,771 | T | |
| 20 | मोटार वाहने, ट्रेलर्स व सेमी ट्रेलर्स - यांचे उत्पादन | R | 9,739 | 9,267 | 472 | 130 | 109 | 21 | 9,609 | 9,158 | 451 | R | Manufacture of motor vehicles, trailers and semi-trailers |
| | | U | 66,106 | 61,766 | 4,340 | 274 | 243 | 31 | 65,832 | 61,523 | 4,309 | U | |
| | | T | 75,845 | 71,033 | 4,812 | 404 | 352 | 52 | 75,441 | 70,681 | 4,760 | T | |
| 21 | इतर परिवहन सामग्री यांचे उत्पादन | R | 12,575 | 12,212 | 363 | 7,378 | 7,183 | 195 | 5,197 | 5,029 | 168 | R | Manufacture of other transport equipment |
| | | U | 41,089 | 38,330 | 2,759 | 10,668 | 10,114 | 554 | 30,421 | 28,216 | 2,205 | U | |
| | | T | 53,664 | 50,542 | 3,122 | 18,046 | 17,297 | 749 | 35,618 | 33,245 | 2,373 | T | |
| 22 | फर्नीचरचे उत्पादन | R | 76,700 | 73,498 | 3,202 | 31,507 | 29,704 | 1,803 | 45,193 | 43,794 | 1,399 | R | Manufacture of furniture |
| | | U | 2,01,975 | 1,95,510 | 6,465 | 22,633 | 21,107 | 1,526 | 1,79,342 | 1,74,403 | 4,939 | U | |
| | | T | 2,78,675 | 2,69,008 | 9,667 | 54,140 | 50,811 | 3,329 | 2,24,535 | 2,18,197 | 6,338 | T | |
| 23 | इतर उत्पादने | R | 3,11,282 | 2,83,624 | 27,658 | 10,357 | 8,048 | 2,309 | 3,00,925 | 2,75,576 | 25,349 | R | Other manufacturing |
| | | U | 13,26,854 | 11,39,329 | 1,87,525 | 29,611 | 23,115 | 6,496 | 12,97,243 | 11,16,214 | 1,81,029 | U | |
| | | T | 16,38,136 | 14,22,953 | 2,15,183 | 39,968 | 31,163 | 8,805 | 15,98,168 | 13,91,790 | 2,06,378 | T | |
| 24 | यंत्रसामग्री व उपकरणे दुरुस्त करणे आणि त्यांची स्थापना करणे | R | 10,235 | 9,947 | 288 | 1,955 | 1,890 | 65 | 8,280 | 8,057 | 223 | R | Repair and installation of machinery and equipment |
| | | U | 37,827 | 36,396 | 1,431 | 4,644 | 4,399 | 245 | 33,183 | 31,997 | 1,186 | U | |
| | | T | 48,062 | 46,343 | 1,719 | 6,599 | 6,289 | 310 | 41,463 | 40,054 | 1,409 | T | |
| 25 | मोटार वाहन आणि मोटारसायकल यांचा घाऊक आणि किरकोळ व्यापार आणि दुरुस्ती | R | 53,272 | 51,746 | 1,526 | 4,158 | 4,051 | 107 | 49,114 | 47,695 | 1,419 | R | Wholesale and retail trade and repair of motor vehicles and motorcycles |
| | | U | 2,43,706 | 2,34,402 | 9,304 | 6,940 | 6,688 | 252 | 2,36,766 | 2,27,714 | 9,052 | U | |
| | | T | 2,96,978 | 2,86,148 | 10,830 | 11,098 | 10,739 | 359 | 2,85,880 | 2,75,409 | 10,471 | T | |
| 26 | घाऊक व्यापार ,मोटार वाहने व मोटार सायकली व्यतिरिक्त | R | 52,666 | 48,103 | 4,563 | 0 | 0 | 0 | 52,666 | 48,103 | 4,563 | R | Wholesale trade, except of motor vehicles and motorcycles |
| | | U | 3,52,419 | 3,17,308 | 35,111 | 0 | 0 | 0 | 3,52,419 | 3,17,308 | 35,111 | U | |
| | | T | 4,05,085 | 3,65,411 | 39,674 | 0 | 0 | 0 | 4,05,085 | 3,65,411 | 39,674 | T | |
| 27 | किरकोळ व्यापार ,मोटार वाहने व मोटार सायकली व्यतिरिक्त | R | 4,28,120 | 3,67,733 | 60,387 | 0 | 0 | 0 | 4,28,120 | 3,67,733 | 60,387 | R | Retail trade, except of motor vehicles and motorcycles |
| | | U | 20,12,165 | 17,99,615 | 2,12,550 | 0 | 0 | 0 | 20,12,165 | 17,99,615 | 2,12,550 | U | |
| | | T | 24,40,285 | 21,67,348 | 2,72,937 | 0 | 0 | 0 | 24,40,285 | 21,67,348 | 2,72,937 | T | |
| 28 | प्रकाशन क्रियाकलाप | R | 2,304 | 2,163 | 141 | 45 | 42 | 3 | 2,259 | 2,121 | 138 | R | Publishing activities |
| | | U | 23,951 | 19,256 | 4,695 | 410 | 296 | 114 | 23,541 | 18,960 | 4,581 | U | |
| | | T | 26,255 | 21,419 | 4,836 | 455 | 338 | 117 | 25,800 | 21,081 | 4,719 | T | |

तक्ता क्र./Table No. 1.21 contd...

| (1) | (2) | (3) | (4) | (5) | (6) | (7) | (8) | (9) | (10) | (11) | (12) | (3) | (2) |
|-----|--|-----|----------|---------|--------|-------|-------|-----|----------|----------|--------|-----|--|
| 29 | चलचित्र, व्हिडिओ आणि दूरदर्शन कार्यक्रम | R | 1,602 | 1,479 | 123 | 870 | 797 | 73 | 732 | 682 | 50 | R | Motion picture, video and television programme |
| | उत्पादन, आवाज रेकार्डिंग | U | 34,093 | 29,849 | 4,244 | 1,446 | 1,337 | 109 | 32,647 | 28,512 | 4,135 | U | production, sound recording |
| 30 | प्रसारण आणि प्रोग्रामिंग क्रियाकलाप | T | 35,695 | 31,328 | 4,367 | 2,316 | 2,134 | 182 | 33,379 | 29,194 | 4,185 | T | Broadcasting and programming activities |
| | | R | 562 | 525 | 37 | 1 | 1 | 0 | 561 | 524 | 37 | R | |
| | | U | 13,134 | 10,191 | 2,943 | 58 | 55 | 3 | 13,076 | 10,136 | 2,940 | U | |
| | | T | 13,696 | 10,716 | 2,980 | 59 | 56 | 3 | 13,637 | 10,660 | 2,977 | T | |
| 31 | दूरसंचार | R | 11,343 | 10,659 | 684 | 160 | 145 | 15 | 11,183 | 10,514 | 669 | R | Telecommunications |
| | | U | 92,486 | 76,207 | 16,279 | 1,038 | 912 | 126 | 91,448 | 75,295 | 16,153 | U | |
| | | T | 1,03,829 | 86,866 | 16,963 | 1,198 | 1,057 | 141 | 1,02,631 | 85,809 | 16,822 | T | |
| 32 | संगणक प्रोग्रामिंग, सल्ला आणि संबंधित क्रियाकलाप | R | 7,618 | 6,398 | 1,220 | 79 | 67 | 12 | 7,539 | 6,331 | 1,208 | R | Computer programming, consultancy and related activities |
| | | U | 1,77,066 | 133,838 | 43,228 | 881 | 663 | 218 | 1,76,185 | 1,33,175 | 43,010 | U | |
| | | T | 1,84,684 | 140,236 | 44,448 | 960 | 730 | 230 | 1,83,724 | 1,39,506 | 44,218 | T | |
| 33 | माहिती सेवा उपक्रम | R | 3,049 | 2,691 | 358 | 58 | 54 | 4 | 2,991 | 2,637 | 354 | R | Information service activities |
| | | U | 50,172 | 38,334 | 11,838 | 346 | 262 | 84 | 49,826 | 38,072 | 11,754 | U | |
| | | T | 53,221 | 41,025 | 12,196 | 404 | 316 | 88 | 52,817 | 40,709 | 12,108 | T | |
| 34 | सर्जनशील, कला आणि मनोरंजन उपक्रम | R | 11,811 | 10,701 | 1,110 | 1,204 | 1,074 | 130 | 10,607 | 9,627 | 980 | R | Creative, arts and entertainment activities |
| | | U | 60,880 | 52,490 | 8,390 | 2,864 | 2,261 | 603 | 58,016 | 50,229 | 7,787 | U | |
| | | T | 72,691 | 63,191 | 9,500 | 4,068 | 3,335 | 733 | 68,623 | 59,856 | 8,767 | T | |
| 35 | ग्रंथालय, संग्रह, संग्रहालये आणि इतर सांस्कृतिक उपक्रम | R | 3,024 | 2,265 | 759 | 17 | 11 | 6 | 3,007 | 2,254 | 753 | R | Libraries, archives, museums and other cultural activities |
| | | U | 7,071 | 4,861 | 2,210 | 21 | 15 | 6 | 7,050 | 4,846 | 2,204 | U | |
| | | T | 10,095 | 7,126 | 2,969 | 38 | 26 | 12 | 10,057 | 7,100 | 2,957 | T | |
| 36 | जुगार आणि सट्टा क्रियाकलाप | R | 399 | 387 | 12 | 10 | 10 | 0 | 389 | 377 | 12 | R | Gambling and betting activities |
| | | U | 5,636 | 5,353 | 283 | 89 | 85 | 4 | 5,547 | 5,268 | 279 | U | |
| | | T | 6,035 | 5,740 | 295 | 99 | 95 | 4 | 5,936 | 5,645 | 291 | T | |
| 37 | क्रीडा उपक्रम आणि मनोरंजन आणि मनोरंजन क्रियाकलाप | R | 2,677 | 2,402 | 275 | 95 | 87 | 8 | 2,582 | 2,315 | 267 | R | Sports activities and amusement and recreation activities |
| | | U | 17,303 | 15,281 | 2,022 | 260 | 229 | 31 | 17,043 | 15,052 | 1,991 | U | |
| | | T | 19,980 | 17,683 | 2,297 | 355 | 316 | 39 | 19,625 | 17,367 | 2,258 | T | |
| 38 | सदस्यता क्रियाकलाप संस्था | R | 16,249 | 14,169 | 2,080 | 0 | 0 | 0 | 16,249 | 14,169 | 2,080 | R | Activities of membership organizations |
| | | U | 38,094 | 32,831 | 5,263 | 0 | 0 | 0 | 38,094 | 32,831 | 5,263 | U | |
| | | T | 54,343 | 47,000 | 7,343 | 0 | 0 | 0 | 54,343 | 47,000 | 7,343 | T | |

तक्ता क्र./Table No. 1.21 contd...

| (1) | (2) | (3) | (4) | (5) | (6) | (7) | (8) | (9) | (10) | (11) | (12) | (3) | (2) |
|-----|---|----------|--------------------|------------------|------------------|-----------------|-----------------|-----------------|--------------------|------------------|------------------|----------|--------------------------------|
| 39 | संगणकांची दुरुस्ती आणि वैयक्तिक आणि घरगुती वस्तू | R | 41,185 | 36,917 | 4,268 | 16,179 | 12,707 | 3,472 | 25,006 | 24,210 | 796 | R | Repair of computers and |
| | | U | 1,45,188 | 1,33,595 | 11,593 | 33,638 | 26,823 | 6,815 | 1,11,550 | 1,06,772 | 4,778 | U | personal and household goods |
| | | T | 1,86,373 | 1,70,512 | 15,861 | 49,817 | 39,530 | 10,287 | 1,36,556 | 1,30,982 | 5,574 | T | |
| 40 | इतर वैयक्तिक सेवा क्रियाकलाप | R | 1,13,807 | 81,980 | 31,827 | 3,404 | 2,544 | 860 | 1,10,403 | 79,436 | 30,967 | R | Other personal service |
| | | U | 5,66,842 | 1,91,372 | 3,75,470 | 11,338 | 9,308 | 2,030 | 5,55,504 | 1,82,064 | 3,73,440 | U | activities |
| | | T | 6,80,649 | 2,73,352 | 4,07,297 | 14,742 | 11,852 | 2,890 | 6,65,907 | 2,61,500 | 4,04,407 | T | |
| 41 | घरगुती उपक्रम घरगुती नियोक्ता कर्मचारी | R | 5,404 | 3,903 | 1,501 | 164 | 93 | 71 | 5,240 | 3,810 | 1,430 | R | Activities of households as |
| | | U | 11,611 | 8,310 | 3,301 | 413 | 233 | 180 | 11,198 | 8,077 | 3,121 | U | employers of domestic |
| | | T | 17,015 | 12,213 | 4,802 | 577 | 326 | 251 | 16,438 | 11,887 | 4,551 | T | personnel |
| 42 | अविभाज्य वस्तू- आणि सेवा- उत्पादन क्रियाकलाप खाजगी | R | 58 | 32 | 26 | 6 | 3 | 3 | 52 | 29 | 23 | R | Undifferentiated goods- and of |
| | | U | 418 | 144 | 274 | 42 | 20 | 22 | 376 | 124 | 252 | U | services-producing activities |
| | | T | 476 | 176 | 300 | 48 | 23 | 25 | 428 | 153 | 275 | T | private |
| 43 | बाह्यविभाजन क्रियाकलाप संस्था आणि संस्था | R | 6,01,682 | 2,79,967 | 3,21,715 | 1,36,919 | 51,843 | 85,076 | 4,64,763 | 2,28,124 | 2,36,639 | R | Activities of extraterritorial |
| | | U | 8,80,947 | 4,66,807 | 4,14,140 | 1,00,194 | 33,316 | 66,878 | 7,80,753 | 4,33,491 | 3,47,262 | U | organizations and bodies |
| | | T | 14,82,629 | 7,46,774 | 7,35,855 | 2,37,113 | 85,159 | 1,51,954 | 12,45,516 | 6,61,615 | 5,83,901 | T | |
| | एकूण | R | 25,61,532 | 18,99,606 | 6,61,926 | 4,45,468 | 2,64,512 | 1,80,956 | 21,16,064 | 16,35,094 | 4,80,970 | R | Total |
| | | U | 86,99,450 | 69,61,036 | 17,38,414 | 5,47,245 | 3,43,134 | 2,04,111 | 81,52,205 | 66,17,902 | 15,34,303 | U | |
| | | T | 1,12,60,982 | 88,60,642 | 24,00,340 | 9,92,713 | 6,07,646 | 3,85,067 | 1,02,68,269 | 82,52,996 | 20,15,273 | T | |

आधार : भारतीय जनगणना, २०११

Source : Population Census of India, 2011

1. क्षेत्रफळ आणि लोकसंख्या / AREA AND POPULATION

तक्ता क्रमांक / TABLE No. 1.22

बिगर घरगुती उद्योगधंदे, व्यापार, व्यवसाय किंवा सेवा हा प्रमुख व्यवसाय असणाऱ्यांचे लिंग व कामगारांच्या वर्गानुसार व उद्योगधंद्यानुसार वर्गीकरण /
Occupational classification of main workers in non-household industry, trade, business, profession or service by class of worker and gender
(जनगणना, २०११ / Population Census, 2011)

| अ. क्र. Sr.No | जिल्हे (2) | ग्रामीण नागरी एकूण (3) | काम करणाऱ्यांचा वर्ग / Class of workers | | | | | | | | | | Rural Urban Total (3) | Districts (2) |
|------------------|---------------|---------------------------------|---|----------------------------|-----------------------|----------------------------|-----------------------|----------------------------|----------------------------------|-----------------------------|----------------------------------|-----------------------------|--------------------------------|------------------|
| | | | एकूण Total | | मालक Employer | | कामगार Employee | | एकटा काम करणारा Single worker | | कौटुंबिक कामगार Family worker | | | |
| | | | पुरुष Males (4) | स्त्रिया Females (5) | पुरुष Males (6) | स्त्रिया Females (7) | पुरुष Males (8) | स्त्रिया Females (9) | पुरुष Males (10) | स्त्रिया Females (11) | पुरुष Males (12) | स्त्रिया Females (13) | | |
| 1 | मुंबई शहर | ए | 9,37,396 | 2,21,234 | 1,50,858 | 16,135 | 6,56,099 | 1,71,601 | 98,450 | 24,231 | 31,989 | 9,267 | T | Mumbai City |
| | | ग्रा | 0 | 0 | 0 | 0 | 0 | 0 | 0 | 0 | 0 | 0 | R | |
| | | ना | 9,37,396 | 2,21,234 | 1,50,858 | 16,135 | 6,56,099 | 1,71,601 | 98,450 | 24,231 | 31,989 | 9,267 | U | |
| 2 | मुंबई उपनगर | ए | 27,18,172 | 6,65,271 | 4,01,375 | 40,640 | 19,67,110 | 5,26,011 | 2,67,933 | 75,699 | 81,754 | 22,921 | T | Mumbai Suburban |
| | | ग्रा | 0 | 0 | 0 | 0 | 0 | 0 | 0 | 0 | 0 | 0 | R | |
| | | ना | 27,18,172 | 6,65,271 | 4,01,375 | 40,640 | 19,67,110 | 5,26,011 | 2,67,933 | 75,699 | 81,754 | 22,921 | U | |
| 3 | ठाणे | ए | 26,75,143 | 6,10,630 | 3,16,198 | 33,207 | 20,17,410 | 4,77,298 | 2,54,495 | 65,572 | 87,040 | 34,553 | T | Thane |
| | | ग्रा | 2,96,248 | 75,620 | 22,236 | 2,591 | 2,21,797 | 52,304 | 40,709 | 11,086 | 11,506 | 9,639 | R | |
| | | ना | 23,78,895 | 5,35,010 | 2,93,962 | 30,616 | 17,95,613 | 4,24,994 | 2,13,786 | 54,486 | 75,534 | 24,914 | U | |
| 4 | रायगड | ए | 4,56,884 | 97,628 | 50,402 | 5,458 | 3,29,953 | 67,816 | 58,792 | 13,180 | 17,737 | 11,174 | T | Raigad |
| | | ग्रा | 2,08,002 | 42,882 | 16,362 | 1,816 | 1,48,292 | 26,578 | 33,988 | 7,374 | 9,360 | 7,114 | R | |
| | | ना | 2,48,882 | 54,746 | 34,040 | 3,642 | 1,81,661 | 41,238 | 24,804 | 5,806 | 8,377 | 4,060 | U | |
| 5 | रत्नागिरी | ए | 1,71,220 | 41,602 | 22,572 | 2,458 | 1,10,826 | 26,710 | 31,514 | 7,542 | 6,308 | 4,892 | T | Ratnagiri |
| | | ग्रा | 1,13,716 | 27,322 | 12,548 | 1,442 | 73,668 | 16,522 | 23,264 | 5,294 | 4,236 | 4,064 | R | |
| | | ना | 57,504 | 14,280 | 10,024 | 1,016 | 37,158 | 10,188 | 8,250 | 2,248 | 2,072 | 828 | U | |
| 6 | सिंधुदुर्ग | ए | 80,482 | 21,348 | 10,026 | 1,190 | 44,982 | 13,970 | 19,892 | 3,966 | 5,582 | 2,222 | T | Sindhudurg |
| | | ग्रा | 57,284 | 15,150 | 6,264 | 710 | 32,914 | 9,920 | 14,156 | 2,678 | 3,950 | 1,842 | R | |
| | | ना | 23,198 | 6,198 | 3,762 | 480 | 12,068 | 4,050 | 5,736 | 1,288 | 1,632 | 380 | U | |
| 7 | नाशिक | ए | 7,69,606 | 1,64,704 | 94,971 | 9,826 | 5,18,251 | 1,12,168 | 1,26,131 | 28,888 | 30,253 | 13,822 | T | Nashik |
| | | ग्रा | 1,37,760 | 38,496 | 17,364 | 2,180 | 83,132 | 23,470 | 27,250 | 5,132 | 10,014 | 7,714 | R | |
| | | ना | 6,31,846 | 1,26,208 | 77,607 | 7,646 | 4,35,119 | 88,698 | 98,881 | 23,756 | 20,239 | 6,108 | U | |
| 8 | धुळे | ए | 1,81,978 | 40,132 | 20,154 | 1,874 | 1,07,572 | 25,878 | 41,902 | 6,320 | 12,350 | 6,060 | T | Dhule |
| | | ग्रा | 60,330 | 19,070 | 4,902 | 520 | 36,274 | 12,018 | 13,280 | 2,108 | 5,874 | 4,424 | R | |
| | | ना | 1,21,648 | 21,062 | 15,252 | 1,354 | 71,298 | 13,860 | 28,622 | 4,212 | 6,476 | 1,636 | U | |
| 9 | नंदुरबार | ए | 86,391 | 24,129 | 11,715 | 920 | 46,703 | 15,330 | 20,903 | 3,451 | 7,070 | 4,428 | T | Nandurbar |
| | | ग्रा | 33,521 | 13,467 | 2,793 | 388 | 21,119 | 8,458 | 6,615 | 1,243 | 2,994 | 3,378 | R | |
| | | ना | 52,870 | 10,662 | 8,922 | 532 | 25,584 | 6,872 | 14,288 | 2,208 | 4,076 | 1,050 | U | |

तक्ता क्र./Table No. 1.22 contd...

| (1) | (2) | (3) | (4) | (5) | (6) | (7) | (8) | (9) | (10) | (11) | (12) | (13) | (3) | (2) |
|-----|-----------|------|-----------|----------|----------|--------|-----------|----------|----------|--------|--------|--------|-----|------------|
| 10 | जळगाव | ए | 3,75,524 | 69,908 | 42,537 | 3,773 | 2,15,959 | 46,272 | 94,949 | 11,934 | 22,079 | 7,929 | T | Jalgaon |
| | | ग्रा | 1,11,656 | 26,626 | 9,296 | 1,020 | 65,216 | 17,560 | 29,386 | 3,500 | 7,758 | 4,546 | R | |
| | | ना | 2,63,868 | 43,282 | 33,241 | 2,753 | 1,50,743 | 28,712 | 65,563 | 8,434 | 14,321 | 3,383 | U | |
| 11 | अहमदनगर | ए | 4,08,410 | 1,11,963 | 54,604 | 5,849 | 2,41,930 | 66,817 | 87,908 | 20,300 | 23,968 | 18,997 | T | Ahmednagar |
| | | ग्रा | 2,12,523 | 65,738 | 23,036 | 2,873 | 1,28,011 | 38,142 | 46,811 | 10,423 | 14,665 | 14,300 | R | |
| | | ना | 1,95,887 | 46,225 | 31,568 | 2,976 | 1,13,919 | 28,675 | 41,097 | 9,877 | 9,303 | 4,697 | U | |
| 12 | पुणे | ए | 19,44,950 | 5,19,215 | 2,44,421 | 34,273 | 14,29,740 | 3,87,322 | 2,12,373 | 65,604 | 58,416 | 32,016 | T | Pune |
| | | ग्रा | 3,92,126 | 93,669 | 41,755 | 5,390 | 2,78,601 | 61,933 | 55,597 | 12,296 | 16,173 | 14,050 | R | |
| | | ना | 15,52,824 | 4,25,546 | 2,02,666 | 28,883 | 11,51,139 | 3,25,389 | 1,56,776 | 53,308 | 42,243 | 17,966 | U | |
| 13 | सातारा | ए | 3,07,432 | 80,828 | 43,152 | 5,660 | 1,93,096 | 50,818 | 56,112 | 12,314 | 15,072 | 12,036 | T | Satara |
| | | ग्रा | 1,87,472 | 49,154 | 21,726 | 3,012 | 1,21,490 | 29,816 | 34,554 | 6,560 | 9,702 | 9,766 | R | |
| | | ना | 1,19,960 | 31,674 | 21,426 | 2,648 | 71,606 | 21,002 | 21,558 | 5,754 | 5,370 | 2,270 | U | |
| 14 | सांगली | ए | 2,86,508 | 77,812 | 41,684 | 5,246 | 1,75,270 | 45,734 | 56,540 | 13,046 | 13,014 | 13,786 | T | Sangli |
| | | ग्रा | 1,39,426 | 40,984 | 17,312 | 2,152 | 88,566 | 21,976 | 26,574 | 5,824 | 6,974 | 11,032 | R | |
| | | ना | 1,47,082 | 36,828 | 24,372 | 3,094 | 86,704 | 23,758 | 29,966 | 7,222 | 6,040 | 2,754 | U | |
| 15 | सोलापूर | ए | 4,62,904 | 1,20,363 | 62,582 | 6,006 | 2,87,420 | 74,666 | 96,603 | 24,498 | 16,299 | 15,193 | T | Solapur |
| | | ग्रा | 1,55,788 | 37,440 | 17,302 | 1,918 | 97,634 | 22,344 | 33,734 | 5,338 | 7,118 | 7,840 | R | |
| | | ना | 3,07,116 | 82,923 | 45,280 | 4,088 | 1,89,786 | 52,322 | 62,869 | 19,160 | 9,181 | 7,353 | U | |
| 16 | कोल्हापूर | ए | 5,37,619 | 1,20,941 | 72,477 | 7,943 | 3,53,774 | 74,244 | 87,739 | 20,071 | 23,629 | 18,683 | T | Kolhapur |
| | | ग्रा | 2,38,823 | 55,927 | 22,225 | 2,811 | 1,66,033 | 31,570 | 39,562 | 7,471 | 11,003 | 14,075 | R | |
| | | ना | 2,98,796 | 65,014 | 50,252 | 5,132 | 1,87,741 | 42,674 | 48,177 | 12,600 | 12,626 | 4,608 | U | |
| 17 | औरंगाबाद | ए | 4,53,208 | 92,265 | 55,103 | 5,467 | 2,78,750 | 59,784 | 1,02,014 | 19,239 | 17,341 | 7,775 | T | Aurangabad |
| | | ग्रा | 89,888 | 20,560 | 10,828 | 844 | 51,880 | 12,632 | 22,436 | 3,810 | 4,744 | 3,274 | R | |
| | | ना | 3,63,320 | 71,705 | 44,275 | 4,623 | 2,26,870 | 47,152 | 79,578 | 15,429 | 12,597 | 4,501 | U | |
| 18 | जालना | ए | 1,37,616 | 33,372 | 18,774 | 1,618 | 68,548 | 18,466 | 41,608 | 7,494 | 8,686 | 5,794 | T | Jalna |
| | | ग्रा | 58,582 | 16,880 | 7,368 | 668 | 27,940 | 9,458 | 18,630 | 2,880 | 4,644 | 3,874 | R | |
| | | ना | 79,034 | 16,492 | 11,406 | 950 | 40,608 | 9,008 | 22,978 | 4,614 | 4,042 | 1,920 | U | |
| 19 | परभणी | ए | 1,45,805 | 29,707 | 17,071 | 1,422 | 72,165 | 16,991 | 48,067 | 7,341 | 8,502 | 3,953 | T | Parbhani |
| | | ग्रा | 39,903 | 10,629 | 4,277 | 340 | 21,541 | 6,283 | 11,421 | 2,061 | 2,664 | 1,945 | R | |
| | | ना | 1,05,902 | 19,078 | 12,794 | 1,082 | 50,624 | 10,708 | 36,646 | 5,280 | 5,838 | 2,008 | U | |
| 20 | हिंगोली | ए | 65,485 | 15,262 | 9,024 | 679 | 31,680 | 8,940 | 21,073 | 2,785 | 3,708 | 2,858 | T | Hingoli |
| | | ग्रा | 31,893 | 8,890 | 4,068 | 377 | 16,056 | 4,740 | 9,333 | 1,473 | 2,436 | 2,300 | R | |
| | | ना | 33,592 | 6,372 | 4,956 | 302 | 15,624 | 4,200 | 11,740 | 1,312 | 1,272 | 558 | U | |
| 21 | बीड | ए | 1,83,630 | 44,200 | 25,020 | 2,300 | 96,214 | 27,200 | 54,334 | 8,476 | 8,062 | 6,224 | T | Beed |
| | | ग्रा | 82,634 | 21,128 | 10,076 | 1,084 | 46,158 | 12,306 | 21,956 | 3,552 | 4,444 | 4,186 | R | |
| | | ना | 1,00,996 | 23,072 | 14,944 | 1,216 | 50,056 | 14,894 | 32,378 | 4,924 | 3,618 | 2,038 | U | |

तक्ता क्र./Table No. 1.22 contd...

| (1) | (2) | (3) | (4) | (5) | (6) | (7) | (8) | (9) | (10) | (11) | (12) | (13) | (3) | (2) |
|-----|------------|------|----------|----------|----------|--------|----------|----------|----------|--------|--------|--------|-----|-----------|
| 22 | नांदेड | ए | 2,76,611 | 61,111 | 31,856 | 2,523 | 1,41,013 | 34,007 | 88,774 | 14,119 | 14,968 | 10,462 | T | Nanded |
| | | ग्रा | 98,430 | 29,038 | 9,288 | 910 | 53,634 | 16,086 | 28,852 | 5,400 | 6,656 | 6,642 | R | |
| | | ना | 1,78,181 | 32,073 | 22,568 | 1,613 | 87,379 | 17,921 | 59,922 | 8,719 | 8,312 | 3,820 | U | |
| 23 | उस्मानाबाद | ए | 1,09,444 | 28,004 | 15,212 | 1,158 | 61,398 | 17,264 | 27,704 | 4,956 | 5,130 | 4,626 | T | Osmanabad |
| | | ग्रा | 61,082 | 16,952 | 7,796 | 648 | 35,398 | 9,556 | 14,828 | 2,914 | 3,060 | 3,834 | R | |
| | | ना | 48,362 | 11,052 | 7,416 | 510 | 26,000 | 7,708 | 12,876 | 2,042 | 2,070 | 792 | U | |
| 24 | लातूर | ए | 2,09,190 | 45,848 | 26,738 | 2,134 | 1,14,276 | 28,320 | 58,138 | 9,840 | 10,038 | 5,554 | T | Latur |
| | | ग्रा | 86,630 | 21,986 | 10,018 | 824 | 53,652 | 14,684 | 19,676 | 3,330 | 3,284 | 3,148 | R | |
| | | ना | 1,22,560 | 23,862 | 16,720 | 1,310 | 60,624 | 13,636 | 38,462 | 6,510 | 6,754 | 2,406 | U | |
| 25 | बुलढाणा | ए | 1,61,981 | 32,751 | 19,943 | 1,618 | 87,620 | 22,285 | 47,238 | 5,090 | 7,180 | 3,758 | T | Buldhana |
| | | ग्रा | 64,827 | 15,717 | 6,549 | 686 | 38,504 | 10,025 | 16,416 | 2,086 | 3,358 | 2,920 | R | |
| | | ना | 97,154 | 17,034 | 13,394 | 932 | 49,116 | 12,260 | 30,822 | 3,004 | 3,822 | 838 | U | |
| 26 | अकोला | ए | 1,85,020 | 37,879 | 21,303 | 1,816 | 98,087 | 26,074 | 58,724 | 7,931 | 6,906 | 2,058 | T | Akola |
| | | ग्रा | 37,526 | 8,219 | 3,567 | 314 | 23,039 | 5,696 | 9,348 | 1,177 | 1,572 | 1,032 | R | |
| | | ना | 1,47,494 | 29,660 | 17,736 | 1,502 | 75,048 | 20,378 | 49,376 | 6,754 | 5,334 | 1,026 | U | |
| 27 | वाशिम | ए | 63,514 | 13,682 | 7,956 | 575 | 31,834 | 8,868 | 20,823 | 2,263 | 2,901 | 1,976 | T | Washim |
| | | ग्रा | 27,300 | 7,680 | 3,190 | 311 | 16,206 | 4,700 | 6,407 | 1,059 | 1,497 | 1,610 | R | |
| | | ना | 36,214 | 6,002 | 4,766 | 264 | 15,628 | 4,168 | 14,416 | 1,204 | 1,404 | 366 | U | |
| 28 | अमरावती | ए | 2,60,830 | 49,492 | 30,368 | 2,129 | 1,33,838 | 32,242 | 82,981 | 10,937 | 13,643 | 4,184 | T | Amravati |
| | | ग्रा | 62,037 | 15,514 | 5,764 | 474 | 35,793 | 10,100 | 16,977 | 2,542 | 3,503 | 2,398 | R | |
| | | ना | 1,98,793 | 33,978 | 24,604 | 1,655 | 98,045 | 22,142 | 66,004 | 8,395 | 10,140 | 1,786 | U | |
| 29 | यवतमाळ | ए | 1,93,812 | 43,956 | 24,007 | 2,101 | 1,02,596 | 28,988 | 58,509 | 8,751 | 8,700 | 4,116 | T | Yavatmal |
| | | ग्रा | 73,044 | 18,090 | 7,921 | 781 | 39,240 | 10,934 | 21,935 | 3,321 | 3,948 | 3,054 | R | |
| | | ना | 1,20,768 | 25,866 | 16,086 | 1,320 | 63,356 | 18,054 | 36,574 | 5,430 | 4,752 | 1,062 | U | |
| 30 | वर्धा | ए | 1,34,164 | 26,782 | 14,732 | 1,124 | 73,704 | 16,250 | 39,472 | 6,940 | 6,256 | 2,468 | T | Wardha |
| | | ग्रा | 46,568 | 9,482 | 4,464 | 394 | 26,210 | 5,866 | 13,136 | 1,912 | 2,758 | 1,310 | R | |
| | | ना | 87,596 | 17,300 | 10,268 | 730 | 47,494 | 10,384 | 26,336 | 5,028 | 3,498 | 1,158 | U | |
| 31 | नागपूर | ए | 8,81,025 | 2,02,759 | 1,08,680 | 11,752 | 5,31,093 | 1,32,738 | 2,01,653 | 44,639 | 39,599 | 13,630 | T | Nagpur |
| | | ग्रा | 1,14,398 | 24,764 | 8,754 | 958 | 69,072 | 15,216 | 30,830 | 5,858 | 5,742 | 2,732 | R | |
| | | ना | 7,66,627 | 1,77,995 | 99,926 | 10,794 | 4,62,021 | 1,17,522 | 1,70,823 | 38,781 | 33,857 | 10,898 | U | |
| 32 | भंडारा | ए | 92,272 | 25,532 | 8,580 | 866 | 49,204 | 14,184 | 28,340 | 6,846 | 6,148 | 3,636 | T | Bhandara |
| | | ग्रा | 48,772 | 13,636 | 3,592 | 366 | 24,902 | 6,908 | 16,600 | 3,698 | 3,678 | 2,664 | R | |
| | | ना | 43,500 | 11,896 | 4,988 | 500 | 24,302 | 7,276 | 11,740 | 3,148 | 2,470 | 972 | U | |
| 33 | गोंदिया | ए | 1,00,616 | 29,614 | 9,494 | 802 | 48,182 | 15,056 | 35,296 | 9,230 | 7,644 | 4,526 | T | Gondiya |
| | | ग्रा | 55,408 | 17,426 | 3,614 | 298 | 25,086 | 7,854 | 22,072 | 5,594 | 4,636 | 3,680 | R | |
| | | ना | 45,208 | 12,188 | 5,880 | 504 | 23,096 | 7,202 | 13,224 | 3,636 | 3,008 | 846 | U | |

तक्ता क्र./Table No. 1.22 contd...

| (1) | (2) | (3) | (4) | (5) | (6) | (7) | (8) | (9) | (10) | (11) | (12) | (13) | (3) | (2) |
|-----|------------------|------|-------------|-----------|-----------|----------|-------------|-----------|-----------|----------|----------|----------|-----|-------------------|
| 34 | चंद्रपूर | ए | 2,41,125 | 51,014 | 22,810 | 2,111 | 1,42,377 | 31,287 | 64,684 | 13,026 | 11,254 | 4,590 | T | Chandrapur |
| | | ग्रा | 73,496 | 18,612 | 5,812 | 550 | 40,902 | 11,250 | 22,060 | 4,272 | 4,722 | 2,540 | R | |
| | | ना | 1,67,629 | 32,402 | 16,998 | 1,561 | 1,01,475 | 20,037 | 42,624 | 8,754 | 6,532 | 2,050 | U | |
| 35 | गडचिरोली | ए | 58,776 | 18,056 | 5,318 | 622 | 35,194 | 10,754 | 13,858 | 2,996 | 4,406 | 3,684 | T | Gadchiroli |
| | | ग्रा | 36,666 | 12,376 | 2,824 | 368 | 21,404 | 6,908 | 8,814 | 1,806 | 3,624 | 3,294 | R | |
| | | ना | 22,110 | 5,680 | 2,494 | 254 | 13,790 | 3,846 | 5,044 | 1,190 | 782 | 390 | U | |
| 36 | महाराष्ट्र राज्य | ए | 1,63,54,743 | 38,68,994 | 21,11,717 | 2,23,275 | 1,08,93,868 | 27,32,353 | 27,05,526 | 5,89,515 | 6,43,632 | 3,23,851 | T | Maharashtra State |
| | | ग्रा | 35,33,759 | 9,09,124 | 3,54,891 | 40,018 | 22,29,364 | 5,53,813 | 7,57,207 | 1,45,072 | 1,92,297 | 1,70,221 | R | |
| | | ना | 1,28,20,984 | 29,59,870 | 17,56,826 | 1,83,257 | 86,64,504 | 21,78,540 | 19,48,319 | 4,44,443 | 4,51,335 | 1,53,630 | U | |

आधार : भारतीय जनगणना, २०११

Source : Population Census of India, 2011

1. क्षेत्रफल आणि लोकसंख्या / AREA AND POPULATION

तक्ता क्रमांक / TABLE No. 1.23

काम न करणाऱ्या व्यक्तींचे व्यवसाय प्रकारानुसार व लिंगानुसार वर्गीकरण /
Classification of persons not at work by type of activity and gender
(जनगणना / 2011 census)

| अ. क्र. Sr. No. | व्यवसायाचा प्रकार | ग्रामीण / Rural | | | नागरी / Urban | | | एकूण / Total | | | Type of activity |
|--------------------------|--------------------------------|--------------------|--------------------|--------------------|--------------------|--------------------|--------------------|--------------------|--------------------|--------------------|-----------------------|
| | | पुरुष Males | स्त्री Females | एकूण Total | पुरुष Males | स्त्री Females | एकूण Total | पुरुष Males | स्त्री Females | एकूण Total | |
| (1) | (2) | (3) | (4) | (5) | (6) | (7) | (8) | (9) | (10) | (11) | (12) |
| १. | पूर्णवेळ विद्यार्थी | 84,23,526 | 69,47,140 | 1,53,70,666 | 69,95,690 | 60,46,217 | 1,30,41,907 | 1,54,19,216 | 1,29,93,357 | 2,84,12,573 | Full Time Students |
| २. | घरातील काम करणारे | 2,02,554 | 50,27,485 | 52,30,039 | 3,37,472 | 97,09,934 | 1,00,47,406 | 5,40,026 | 1,47,37,419 | 1,52,77,445 | Household Duties |
| ३. | अवलंबून असणारे | 42,47,762 | 48,19,786 | 90,67,548 | 29,28,352 | 34,63,900 | 63,92,252 | 71,76,114 | 82,83,686 | 1,54,59,800 | Dependents |
| ४. | निवृत्ति वेतनधारक | 1,93,105 | 63,930 | 2,57,035 | 8,15,227 | 2,47,647 | 10,62,874 | 10,08,332 | 3,11,577 | 13,19,909 | Pensioners |
| ५. | भाड्यावर उपजीविका करणारे | 8,163 | 8,685 | 16,848 | 18,443 | 20,258 | 38,701 | 26,606 | 28,943 | 55,549 | Rentiers |
| ६. | भिकारी | 5,475 | 4,232 | 9,707 | 7,573 | 5,457 | 13,030 | 13,048 | 9,689 | 22,737 | Beggars |
| ७. | इतर | 5,71,378 | 3,81,982 | 9,53,360 | 8,71,461 | 5,73,621 | 14,45,082 | 14,42,839 | 9,55,603 | 23,98,442 | Others |
| | एकूण | 1,36,51,963 | 1,72,53,240 | 3,09,05,203 | 1,19,74,218 | 2,00,67,034 | 3,20,41,252 | 2,56,26,181 | 3,73,20,274 | 6,29,46,455 | Total |

आधार : भारतीय जनगणना, २०११

Source : Population Census of India, 2011

1. क्षेत्रफळ आणि लोकसंख्या /
तक्ता क्रमांक /
स्त्री कामगार व काम न करणाऱ्या स्त्रियांचे प्रमुख व्यवसाय व वयोगटानुसार वर्गीकरण /
(जनगणना, २०११ /

| वयोगट Age Group | ग्रामीण / नागरी / एकूण | काम करणाऱ्यांचा वर्ग / | | | | |
|--------------------|------------------------------|---|---|-----------------------|--------------------------------------|--|
| | | एकूण स्त्रियांची लोकसंख्या Total Female Population | एकूण मुख्य कामगार Total Main workers | शेतकरी Cultivators | शेतमजूर Agricultural Labourers | घरगुती उद्योगधंदे करणारे Household Industry |
| (1) | (2) | (3) | (4) | (5) | (6) | (7) |
| 0-14 | ग्रा | 81,96,085 | 1,56,483 | 59,002 | 80,003 | 2,126 |
| | ना | 59,41,063 | 56,172 | 1,977 | 2,185 | 3,090 |
| | ए | 1,41,37,148 | 2,12,655 | 60,979 | 82,188 | 5,216 |
| 15-19 | ग्रा | 27,70,441 | 5,49,962 | 1,83,094 | 3,12,359 | 8,818 |
| | ना | 21,46,426 | 1,19,281 | 2,288 | 9,824 | 8,415 |
| | ए | 49,16,867 | 6,69,243 | 1,85,382 | 3,22,183 | 17,233 |
| 20-24 | ग्रा | 27,46,645 | 11,93,492 | 4,63,138 | 5,98,585 | 20,850 |
| | ना | 24,99,207 | 3,76,218 | 5,641 | 19,378 | 18,600 |
| | ए | 52,45,852 | 15,69,710 | 4,68,779 | 6,17,963 | 39,450 |
| 25-29 | ग्रा | 24,35,926 | 12,87,921 | 5,00,058 | 6,25,861 | 23,951 |
| | ना | 24,38,627 | 5,45,065 | 7,105 | 24,542 | 25,545 |
| | ए | 48,74,553 | 18,32,986 | 5,07,163 | 6,50,403 | 49,496 |
| 30-34 | ग्रा | 21,76,444 | 12,71,635 | 4,90,442 | 6,23,996 | 24,241 |
| | ना | 20,83,566 | 5,10,902 | 7,284 | 28,540 | 29,819 |
| | ए | 42,60,010 | 17,82,537 | 4,97,726 | 6,52,536 | 54,060 |
| 35-39 | ग्रा | 21,12,082 | 12,98,369 | 5,15,372 | 6,29,762 | 24,280 |
| | ना | 19,25,644 | 5,04,077 | 8,131 | 33,154 | 32,536 |
| | ए | 40,37,726 | 18,02,446 | 5,23,503 | 6,62,916 | 56,816 |
| 40-44 | ग्रा | 18,38,649 | 11,40,184 | 4,75,509 | 5,41,401 | 19,878 |
| | ना | 16,12,615 | 4,21,705 | 7,588 | 29,115 | 27,069 |
| | ए | 34,51,264 | 15,61,889 | 4,83,097 | 5,70,516 | 46,947 |
| 45-49 | ग्रा | 15,59,955 | 9,39,997 | 4,12,483 | 4,33,565 | 15,904 |
| | ना | 13,56,281 | 3,27,809 | 6,833 | 23,061 | 20,564 |
| | ए | 29,16,236 | 12,67,806 | 4,19,316 | 4,56,626 | 36,468 |
| 50+ | ग्रा | 60,83,607 | 24,50,456 | 11,20,250 | 11,36,713 | 39,950 |
| | ना | 40,19,630 | 5,75,869 | 18,072 | 53,560 | 37,581 |
| | ए | 1,01,03,237 | 30,26,325 | 11,38,322 | 11,90,273 | 77,531 |
| Age Not Stated | ग्रा | 97,206 | 32,870 | 12,297 | 15,786 | 792 |
| | ना | 91,178 | 15,109 | 375 | 728 | 761 |
| | ए | 1,88,384 | 47,979 | 12,672 | 16,514 | 1,553 |
| एकूण / Total | ग्रा | 3,00,17,040 | 1,03,21,369 | 42,31,645 | 49,98,031 | 1,80,790 |
| | ना | 2,41,14,237 | 34,52,207 | 65,294 | 2,24,087 | 2,03,980 |
| | ए | 5,41,31,277 | 1,37,73,576 | 42,96,939 | 52,22,118 | 3,84,770 |

आधार : भारतीय जनगणना, २०११

AREA AND POPULATION

TABLE No. 1.24

Female workers and female non-workers classified according to main activity and age groups
(Population Census, 2011)

Class of workers

| इतर कामगार Other Main workers | सीमांतिक कामगार Marginal workers | काम न करणारे Non-workers | Rural/ Urban/ Total |
|----------------------------------|-------------------------------------|-----------------------------|---------------------------|
| (8) | (9) | (10) | (2) |
| 15,352 | 75,859 | 79,63,743 | R |
| 48,920 | 37,030 | 58,47,861 | U |
| 64,272 | 1,12,889 | 1,38,11,604 | T |
| 45,691 | 1,94,983 | 20,25,496 | R |
| 98,754 | 42,524 | 19,84,621 | U |
| 1,44,445 | 2,37,507 | 40,10,117 | T |
| 1,10,919 | 3,16,869 | 12,36,284 | R |
| 3,32,599 | 78,351 | 20,44,638 | U |
| 4,43,518 | 3,95,220 | 32,80,922 | T |
| 1,38,051 | 2,97,028 | 8,50,977 | R |
| 4,87,873 | 81,886 | 18,11,676 | U |
| 6,25,924 | 3,78,914 | 26,62,653 | T |
| 1,32,956 | 2,71,415 | 6,33,394 | R |
| 4,45,259 | 74,459 | 14,98,205 | U |
| 5,78,215 | 3,45,874 | 21,31,599 | T |
| 1,28,955 | 2,64,845 | 5,48,868 | R |
| 4,30,256 | 72,208 | 13,49,359 | U |
| 5,59,211 | 3,37,053 | 18,98,227 | T |
| 1,03,396 | 2,31,387 | 4,67,078 | R |
| 3,57,933 | 57,862 | 11,33,048 | U |
| 4,61,329 | 2,89,249 | 16,00,126 | T |
| 78,045 | 1,96,799 | 4,23,159 | R |
| 2,77,351 | 44,891 | 9,83,581 | U |
| 3,55,396 | 2,41,690 | 14,06,740 | T |
| 1,53,543 | 5,84,786 | 30,48,365 | R |
| 4,66,656 | 1,02,203 | 33,41,558 | U |
| 6,20,199 | 6,86,989 | 63,89,923 | T |
| 3,995 | 8,460 | 55,876 | R |
| 13,245 | 3,582 | 72,487 | U |
| 17,240 | 12,042 | 128,363 | T |
| 9,10,903 | 24,42,431 | 1,72,53,240 | R |
| 29,58,846 | 5,94,996 | 2,00,67,034 | U |
| 38,69,749 | 30,37,427 | 3,73,20,274 | T |

Source : Population Census of India, 2011

1. क्षेत्रफळ आणि लोकसंख्या /
तक्ता क्रमांक /
मुख्य स्त्री कामगार यांचे प्रमुख व्यवसाय व वैवाहिक स्थितीनुसार वर्गीकरण /
(जनगणना, २०११ /

| वैवाहिक स्थितीक | ग्रामीण / नागरी / एकूण | एकूण स्त्रियांची लोकसंख्या | एकूण मुख्य कामगार | काम करणाऱ्यांचा वर्ग /Class of workers | | | खाणकाम आणि दगडकाम |
|--------------------|------------------------------|-------------------------------|-----------------------|--|--------------------------------------|--|-------------------------|
| | | Total Female Population | Total Main workers | कृषि / मच्छीमारी / वनसंवर्धन | | | Mining & Quarrying |
| | | | | Agriculture / Forestry / Fishing | | | |
| (1) | (2) | (3) | (4) | शेतकरी Cultivators | शेतमजूर Agricultural labourers | पशुसंवर्धन, मळे, वनसंवर्धन, मच्छीमारी, फळबागा, अनुषंगिक व्यवसाय Plantation, livestock, forestry, fishing, hunting and allied activities | (8) |
| १. अविवाहित | ग्रामीण | 1,12,04,500 | 6,60,550 | 1,98,523 | 3,46,409 | 3,481 | 1,017 |
| | नागरी | 93,92,717 | 6,25,612 | 5,621 | 15,315 | 1,178 | 521 |
| | एकूण | 2,05,97,217 | 12,86,162 | 2,04,144 | 3,61,724 | 4,659 | 1,538 |
| २. विवाहित | ग्रामीण | 1,58,65,634 | 85,49,735 | 37,15,476 | 39,94,814 | 39,899 | 10,706 |
| | नागरी | 1,27,01,910 | 23,30,488 | 51,491 | 1,61,328 | 7,137 | 4,290 |
| | एकूण | 2,85,67,544 | 1,08,80,223 | 37,66,967 | 41,56,142 | 47,036 | 14,996 |
| ३. विधवा | ग्रामीण | 26,76,426 | 9,38,947 | 2,90,035 | 5,37,358 | 3,654 | 939 |
| | नागरी | 18,44,338 | 4,16,730 | 7,537 | 39,806 | 1,701 | 1,305 |
| | एकूण | 45,20,764 | 13,55,677 | 2,97,572 | 5,77,164 | 5,355 | 2,244 |
| ४. अलग रहाणाऱ्या | ग्रामीण | 1,85,316 | 1,18,506 | 18,220 | 84,259 | 557 | 115 |
| | नागरी | 1,06,162 | 50,285 | 383 | 5,176 | 132 | 57 |
| | एकूण | 2,91,478 | 1,68,791 | 18,603 | 89,435 | 689 | 172 |
| ५. घटस्फोटित किंवा | ग्रामीण | 85,164 | 52,018 | 9,391 | 35,191 | 222 | 24 |
| | नागरी | 69,110 | 30,247 | 262 | 2,462 | 79 | 36 |
| | एकूण | 1,54,274 | 82,265 | 9,653 | 37,653 | 301 | 60 |
| एकूण | ग्रामीण | 3,00,17,040 | 1,03,19,756 | 42,31,645 | 49,98,031 | 47,813 | 12,801 |
| | नागरी | 2,41,14,237 | 34,53,362 | 65,294 | 2,24,087 | 10,227 | 6,209 |
| | एकूण | 5,41,31,277 | 1,37,73,118 | 42,96,939 | 52,22,118 | 58,040 | 19,010 |

आधार : भारतीय जनगणना, २०११

AREA AND POPULATION

TABLE No. 1.25

Female main workers according to main activity classified by marital status

Population Census, 2011)

| वस्तु निर्माण प्रक्रिया Manufacturing | | बांधकाम | व्यापार (मोटर वाहने व मोटर सायकलींची दुरुस्ती) व घाऊक व किरकोळ व्यापार (Repair of motor vehicles and motor cycles) Wholesale & Retail Trade | | वाहतूक व साठवण | इतर कामे | Rural Urban Total | Marital Status |
|--|--|-----------------|---|---|-----------------------------|-------------------|-------------------------|-------------------|
| घरगुती उद्योगधंदे | घरगुती उद्योगधंद्या व्यतिरिक्त इतर उद्योगधंदे | Construction | घरगुती उद्योगधंदे | घरगुती उद्योगधंद्या व्यतिरिक्त इतर उद्योगधंदे | Transportation & storage | Other services | (2) | (1) |
| Household industry | Non Household industry | | Household industry | Non House-hold industry | | | | |
| (9) | (10) | (11) | (12) | (13) | (14) | (15) | | |
| 5,734 | 22,009 | 6,325 | 18 | 5,764 | 2,558 | 68,712 | Rural | Never |
| 12,047 | 1,11,051 | 18,488 | 22 | 42,782 | 14,847 | 4,03,740 | Urban | Married |
| 17,781 | 1,33,060 | 24,813 | 40 | 48,546 | 17,405 | 4,72,452 | Total | |
| 73,390 | 1,01,887 | 46,450 | 82 | 49,378 | 9,677 | 5,07,976 | Rural | Married |
| 93,852 | 2,85,645 | 1,17,952 | 203 | 1,67,303 | 52,787 | 13,88,500 | Urban | |
| 1,67,242 | 3,87,532 | 1,64,402 | 285 | 2,16,681 | 62,464 | 18,96,476 | Total | |
| 9,982 | 10,794 | 6,660 | 7 | 9,652 | 1,325 | 68,541 | Rural | Widowed |
| 17,941 | 41,070 | 23,406 | 23 | 40,126 | 9,469 | 2,34,346 | Urban | |
| 27,923 | 51,864 | 30,066 | 30 | 49,778 | 10,794 | 3,02,887 | Total | |
| 1,334 | 2,523 | 1,103 | 0 | 1,167 | 86 | 9,142 | Rural | Separated |
| 1,787 | 6,595 | 3,456 | 4 | 4,283 | 544 | 27,868 | Urban | |
| 3,121 | 9,118 | 4,559 | 4 | 5,450 | 630 | 37,010 | Total | |
| 676 | 985 | 357 | 0 | 408 | 68 | 4,696 | Rural | Divorced |
| 1,009 | 4,279 | 1,250 | 0 | 2,219 | 496 | 18,155 | Urban | |
| 1,685 | 5,264 | 1,607 | 0 | 2,627 | 564 | 22,851 | Total | |
| 91,116 | 1,38,198 | 60,895 | 107 | 66,369 | 13,714 | 6,59,067 | Rural | Total |
| 1,26,636 | 4,48,640 | 1,64,552 | 252 | 2,56,713 | 78,143 | 20,72,609 | Urban | |
| 2,17,752 | 5,86,838 | 2,25,447 | 359 | 3,23,082 | 91,857 | 27,31,676 | Total | |

Source : Population Census of India, 2011

**१.क्षेत्रफल आणि लोकसंख्या /
तक्ता क्रमांक /
बोलण्याच्या प्रमुख भाषेनुसार जिल्हावार लोकसंख्या/
(जनगणना, २०११/**

| अनु. क्र Sr No. | जिल्हे (2) | भाषा / Languages | | | | | | | | | | | |
|--------------------------|-----------------------------|------------------|-------------------|--------------|------------------|---------------------|--------------------|------------------|---------------------|-------------------|--------------------|---------------------|---------------------|
| | | आसामी Assamee | बंगाली Bengali | बोडो Bodo | डोंगरी Dongri | गुजराथी Gujarati | हिंदी Hindi | कन्नड Kannad | कश्मिरी Kashmiri | कोंकणी Konkani | मैथिली Maithili | मल्याळम Malyalam | मणिपूरी Manipuri |
| (1) | (2) | (3) | (4) | (5) | (6) | (7) | (8) | (9) | (10) | (11) | (12) | (13) | (14) |
| 1 | मुंबई शहर | 957 | 40,430 | 11 | 159 | 3,49,902 | 8,31,401 | 1,800 | 320 | 42,509 | 3,062 | 13,360 | 276 |
| 2 | मुंबई उपनगर | 2,572 | 1,00,811 | 28 | 239 | 10,78,189 | 27,67,141 | 2,789 | 1,938 | 152,923 | 17,466 | 1,07,578 | 983 |
| 3 | ठाणे | 2,216 | 1,14,208 | 96 | 120 | 5,14,059 | 24,28,915 | 1,30,218 | 1,336 | 20,363 | 18,850 | 142,961 | 666 |
| 4 | रायगड | 1,736 | 13,721 | 12 | 34 | 23,698 | 2,29,795 | 20,860 | 212 | 441 | 1,921 | 19,107 | 171 |
| 5 | रत्नागिरी | 111 | 1,073 | 1 | 0 | 4,076 | 30,138 | 9,240 | 3 | 15,732 | 72 | 1,121 | 1 |
| 6 | सिंधुदुर्ग | 4 | 433 | 0 | 0 | 1,231 | 15,370 | 7,904 | 46 | 23,615 | 15 | 629 | 1 |
| 7 | नाशिक | 935 | 8,175 | 21 | 147 | 47,686 | 3,92,645 | 5,909 | 83 | 41,061 | 858 | 8,703 | 144 |
| 8 | धुळे | 333 | 343 | 0 | 0 | 15,011 | 1,24,776 | 601 | 80 | 40,181 | 23 | 447 | 4 |
| 9 | नंदुरबार | 341 | 922 | 0 | 419 | 38,234 | 99,759 | 88 | 145 | 1,402 | 23 | 194 | 11 |
| 10 | जळगाव | 209 | 2,097 | 1 | 130 | 22,596 | 4,29,846 | 637 | 373 | 16,922 | 31 | 694 | 10 |
| 11 | अहमदनगर | 221 | 1,929 | 12 | 190 | 11,511 | 2,70,231 | 2,429 | 28 | 1,922 | 109 | 1,681 | 89 |
| 12 | पुणे | 2,500 | 42,158 | 95 | 187 | 1,08,778 | 11,63,455 | 1,31,919 | 2,268 | 9,081 | 2,499 | 50,125 | 942 |
| 13 | सातारा | 19 | 1,043 | 1 | 0 | 10,066 | 1,23,195 | 20,216 | 13 | 547 | 89 | 1,115 | 9 |
| 14 | सांगली | 14 | 1,046 | 0 | 0 | 10,197 | 1,47,335 | 1,43,589 | 8 | 534 | 31 | 899 | 5 |
| 15 | सोलापूर | 17 | 1,058 | 0 | 0 | 12,609 | 3,36,938 | 4,00,598 | 5 | 174 | 45 | 497 | 2 |
| 16 | कोल्हापूर | 28 | 1,424 | 0 | 0 | 12,613 | 1,78,210 | 77,484 | 16 | 236 | 212 | 1,017 | 6 |
| 17 | औरंगाबाद | 88 | 2,777 | 4 | 30 | 11,596 | 5,20,039 | 2,580 | 77 | 2,422 | 261 | 2,351 | 9 |
| 18 | जालना | 2 | 243 | 0 | 93 | 3,121 | 2,57,425 | 263 | 161 | 613 | 18 | 280 | 0 |
| 19 | परभणी | 0 | 164 | 0 | 8 | 2,227 | 1,56,022 | 299 | 6 | 1,956 | 9 | 204 | 0 |
| 20 | हिंगोली | 0 | 154 | 0 | 0 | 1,287 | 1,00,263 | 118 | 557 | 6 | 0 | 28 | 0 |
| 21 | बीड | 5 | 417 | 0 | 0 | 2,099 | 1,77,794 | 497 | 141 | 4,281 | 4 | 177 | 0 |
| 22 | नांदेड | 14 | 1,139 | 6 | 23 | 4,751 | 3,71,957 | 8,235 | 19 | 1,037 | 22 | 330 | 8 |
| 23 | उस्मानाबाद | 0 | 368 | 0 | 5 | 1,178 | 1,33,721 | 12,564 | 117 | 420 | 1 | 32 | 0 |
| 24 | लातूर | 29 | 492 | 1 | 17 | 2,489 | 2,55,934 | 10,816 | 3 | 159 | 53 | 244 | 11 |
| 25 | बुलढाणा | 20 | 332 | 2 | 14 | 5,321 | 1,92,057 | 169 | 13 | 10,758 | 22 | 199 | 4 |
| 26 | अकोला | 15 | 497 | 0 | 0 | 11,180 | 1,69,716 | 203 | 21 | 1,934 | 10 | 216 | 0 |
| 27 | वाशिम | 0 | 102 | 0 | 0 | 1,432 | 1,73,299 | 108 | 25 | 1,246 | 0 | 54 | 0 |
| 28 | अमरावती | 25 | 949 | 1 | 0 | 8,868 | 2,58,455 | 958 | 39 | 1,789 | 22 | 259 | 6 |
| 29 | यवतमाळ | 2 | 1,570 | 1 | 0 | 8,001 | 5,26,703 | 373 | 11 | 1,668 | 50 | 337 | 7 |
| 30 | वर्धा | 24 | 884 | 2 | 35 | 3,876 | 1,05,744 | 332 | 56 | 3 | 43 | 814 | 14 |
| 31 | नागपूर | 218 | 18,852 | 22 | 57 | 32,103 | 9,42,579 | 1,758 | 83 | 423 | 932 | 7,654 | 62 |
| 32 | भंडारा | 3 | 1,181 | 0 | 0 | 1,531 | 58,908 | 402 | 15 | 23 | 16 | 366 | 0 |
| 33 | गोंदिया | 88 | 8,929 | 7 | 0 | 3,536 | 2,74,304 | 1,166 | 31 | 28 | 27 | 251 | 0 |
| 34 | चंद्रपूर | 15 | 17,200 | 0 | 14 | 5,509 | 1,90,979 | 2,865 | 12 | 2,835 | 196 | 2,060 | 20 |
| 35 | गडचिरोली | 81 | 54,969 | 6 | 15 | 1,182 | 46,464 | 476 | 13 | 11 | 4 | 169 | 14 |
| | महाराष्ट्र राज्य | 12,842 | 4,42,090 | 330 | 1,936 | 23,71,743 | 1,44,81,513 | 10,00,463 | 8,274 | 3,99,255 | 46,996 | 3,66,153 | 3,475 |

AREA AND POPULATION**TABLE No. 1.26****Districtwise population classified by languages mainly spoken
(Population Census, 2011)**

| भाषा / Languages | | | | | | | | | | | | Districts |
|--------------------|---------------|-----------------|-----------------|--------------|-----------------|-----------------|-----------------|------------------|------------------|------------------|---------------------|--------------------------|
| मराठी | नेपाळी | ओरिसा | पंजाबी | संस्कृत | संथाळी | सिंधी | तामिळ | तेलुगु | उर्दू | इतर | एकूण | |
| Marathi | Nepali | Oriya | Punjabi | Sanskrit | Santali | Sindhi | Tamil | Telugu | Urdu | Other | Total | (2) |
| (15) | (16) | (17) | (18) | (19) | (20) | (21) | (22) | (23) | (24) | (25) | (26) | |
| 11,09,395 | 5,400 | 9,050 | 24,095 | 109 | 22 | 44,875 | 90,377 | 72,977 | 4,17,559 | 27,365 | 30,85,411 | Mumbai City |
| 32,95,533 | 20,952 | 42,753 | 87,003 | 556 | 151 | 165,629 | 2,04,392 | 1,30,298 | 10,41,853 | 1,35,185 | 93,56,962 | Mumbai Suburban |
| 58,70,205 | 21,570 | 40,701 | 55,622 | 710 | 138 | 233,748 | 1,06,811 | 1,46,669 | 8,48,923 | 4,34,101 | 1,11,33,206 | Thane |
| 21,08,846 | 2,831 | 6,046 | 9,082 | 32 | 40 | 2,861 | 8,716 | 14,245 | 1,54,318 | 15,475 | 26,34,200 | Raigad |
| 14,24,153 | 1,276 | 321 | 109 | 4 | 13 | 437 | 399 | 4,241 | 1,18,936 | 4,974 | 16,16,431 | Ratnagiri |
| 7,75,016 | 128 | 151 | 50 | 10 | 10 | 178 | 241 | 1,152 | 13,059 | 10,408 | 8,49,651 | Sindhudurg |
| 44,22,593 | 3,428 | 2,685 | 9,852 | 442 | 12 | 14,727 | 5,141 | 22,241 | 5,22,473 | 6,06,761 | 61,16,722 | Nashik |
| 6,92,836 | 151 | 231 | 892 | 21 | 8 | 8,349 | 196 | 5,213 | 1,38,265 | 13,09,129 | 2337,090 | Dhule |
| 2,64,698 | 165 | 124 | 426 | 0 | 9 | 5,437 | 170 | 3,165 | 62,454 | 13,87,213 | 18,65,399 | Nandurbar |
| 26,83,851 | 390 | 642 | 1,673 | 29 | 875 | 27,403 | 1,000 | 8,806 | 3,27,435 | 7,15,373 | 42,41,023 | Jalgaon |
| 40,38,214 | 1,056 | 565 | 7,757 | 13 | 26 | 6,898 | 2,948 | 56,385 | 1,24,264 | 14,681 | 45,43,159 | Ahmednagar |
| 73,70,731 | 13,244 | 18,749 | 32,181 | 1,091 | 149 | 43,376 | 54,713 | 1,59,185 | 1,77,953 | 44,029 | 94,29,408 | Pune |
| 27,94,910 | 447 | 1,053 | 542 | 36 | 8 | 1,340 | 2,020 | 15,659 | 26,920 | 4,959 | 30,04,207 | Satara |
| 24,26,265 | 247 | 382 | 499 | 26 | 1 | 4,047 | 2,377 | 14,039 | 67,215 | 3,387 | 28,22,143 | Sangli |
| 31,57,460 | 215 | 1,525 | 654 | 13 | 5 | 2,856 | 4,597 | 2,17,514 | 1,70,218 | 10,756 | 43,17,756 | Solapur |
| 34,55,854 | 525 | 930 | 938 | 32 | 5 | 17,927 | 1,580 | 16,197 | 1,04,805 | 5,962 | 38,76,001 | Kolhapur |
| 25,78,334 | 400 | 645 | 4,229 | 55 | 6 | 4,305 | 2,461 | 15,599 | 5,37,089 | 19,975 | 37,05,332 | Aurangabad |
| 14,92,077 | 95 | 105 | 585 | 51 | 3 | 1,967 | 1,437 | 17,488 | 1,79,402 | 4,669 | 19,60,098 | Jalna |
| 14,38,626 | 56 | 28 | 187 | 14 | 0 | 1,141 | 884 | 11,097 | 2,19,749 | 4,251 | 18,36,928 | Parbhani |
| 9,83,442 | 35 | 18 | 109 | 18 | 0 | 212 | 66 | 7,909 | 80,735 | 3,202 | 11,78,159 | Hingoli |
| 21,55,311 | 128 | 54 | 406 | 22 | 35 | 455 | 2,554 | 12,521 | 2,22,866 | 5,821 | 25,85,588 | Beed |
| 25,36,305 | 132 | 248 | 5,365 | 61 | 0 | 1,897 | 1,609 | 72,513 | 3,23,688 | 32,457 | 33,61,816 | Nanded |
| 14,15,893 | 44 | 85 | 45 | 10 | 0 | 129 | 564 | 14,747 | 70,411 | 11,422 | 16,61,756 | Osmanabad |
| 20,06,386 | 67 | 80 | 197 | 19 | 4 | 647 | 1,499 | 17,591 | 1,56,225 | 1,913 | 24,54,876 | Latur |
| 20,34,512 | 94 | 155 | 716 | 23 | 0 | 6,487 | 592 | 15,257 | 2,84,137 | 37,633 | 25,88,517 | Buldhana |
| 12,76,785 | 46 | 204 | 941 | 32 | 3 | 15,254 | 422 | 4,834 | 3,14,408 | 19,724 | 18,16,445 | Akola |
| 9,08,389 | 43 | 34 | 211 | 27 | 0 | 3,037 | 98 | 6,712 | 98,849 | 3,839 | 11,97,505 | Washim |
| 19,30,301 | 106 | 775 | 1,135 | 27 | 6 | 31,378 | 259 | 3,903 | 3,42,596 | 3,13,358 | 28,95,215 | Amravati |
| 18,73,261 | 70 | 460 | 1,150 | 28 | 9 | 5,902 | 451 | 46,773 | 1,49,964 | 1,76,649 | 27,93,440 | Yavatmal |
| 11,41,875 | 164 | 491 | 1,486 | 42 | 1 | 7,383 | 397 | 3,474 | 16,440 | 20,383 | 13,03,963 | Wardha |
| 32,62,680 | 1,678 | 6,230 | 24,596 | 195 | 83 | 45,291 | 7,890 | 27,985 | 1,95,372 | 76,827 | 46,53,570 | Nagpur |
| 11,18,538 | 57 | 365 | 687 | 3 | 109 | 3,024 | 176 | 936 | 4,571 | 11,117 | 12,02,028 | Bhandara |
| 9,69,568 | 31 | 944 | 1,591 | 17 | 55 | 10,135 | 161 | 1,520 | 1,703 | 59,244 | 13,33,336 | Gondiya |
| 18,43,413 | 351 | 2,222 | 4,854 | 34 | 113 | 3,436 | 2,269 | 56,835 | 21,608 | 52,240 | 22,09,080 | Chandrapur |
| 6,04,916 | 61 | 190 | 327 | 0 | 1,01,557 | 1,580 | 420 | 95,200 | 3,861 | 1,63,971 | 10,75,487 | Gadchiroli |
| 7,74,61,172 | 75,683 | 1,39,241 | 2,80,192 | 3,802 | 1,03,456 | 7,23,748 | 5,09,887 | 13,20,880 | 75,40,324 | 50,80,878 | 11,23,74,333 | Maharashtra State |

Source:-, Census of India, 2011

1. क्षेत्रफळ आणि लोकसंख्या /
तक्ता क्रमांक /
एकूण स्थलांतरीतांची महाराष्ट्रात स्थलांतरांचे कारण व शेवटचे निवासस्थानानुसार संख्या /
(जनगणना, २०११ /

| पूर्वीचे निवासस्थान (1) | | स्थलांतराचे कारण | | | | | | | |
|----------------------------|--|------------------|---------------------|-----------------|---------------------|----------------|---------------------|----------------|---------------------|
| | | एकूण स्थलांतरीत | | रोजगार | | व्यवसाय | | शिक्षण | |
| | | Total Migrants | | Work Employment | | Business | | Education | |
| | | पुरुष Males | स्त्रिया Females | पुरुष Males | स्त्रिया Females | पुरुष Males | स्त्रिया Females | पुरुष Males | स्त्रिया Females |
| | | (2) | (3) | (4) | (5) | (6) | (7) | (8) | (9) |
| A. | भारतात अन्यत्र पूर्व निवास | N.A. | N.A. | N.A. | N.A. | N.A. | N.A. | N.A. | N.A. |
| AI. | गणना राज्यात | 23,789 | 33,543 | 7,583 | 1,247 | 319 | 179 | 805 | 445 |
| AII. | गणना राज्याच्या बाहेरील भारतातील राज्य राज्य | N.A. | N.A. | N.A. | N.A. | N.A. | N.A. | N.A. | N.A. |
| 1 | जम्मू व काश्मीर | 793 | 2,038 | 117 | 29 | 18 | 6 | 36 | 23 |
| 2 | हिमाचल प्रदेश | 733 | 2,105 | 263 | 66 | 10 | 3 | 36 | 30 |
| 3 | पंजाब | 4,909 | 8,661 | 1,217 | 213 | 52 | 28 | 55 | 43 |
| 4 | आंध्रप्रदेश | 11,589 | 21,564 | 3,284 | 762 | 355 | 102 | 680 | 530 |
| 5 | कर्नाटक | 9,135 | 15,944 | 2,630 | 600 | 217 | 70 | 441 | 280 |
| 6 | गोवा | 527 | 601 | 107 | 18 | 14 | 4 | 7 | 5 |
| 7 | केरळ | 6,450 | 9,882 | 590 | 165 | 39 | 13 | 56 | 54 |
| 8 | तामीळनाडू | 12,584 | 18,749 | 3,265 | 848 | 156 | 64 | 439 | 339 |
| 9 | उत्तराखंड | 1,544 | 2,914 | 591 | 73 | 18 | 5 | 85 | 54 |
| 10 | हरियाणा | 3,312 | 7,503 | 1,234 | 201 | 39 | 18 | 64 | 45 |
| 11 | राजस्थान | 4,573 | 17,683 | 1,555 | 287 | 55 | 32 | 136 | 82 |
| 12 | उत्तर प्रदेश | 12,115 | 47,020 | 3,058 | 684 | 203 | 180 | 395 | 239 |
| 13 | बिहार | 4,442 | 24,732 | 741 | 221 | 57 | 54 | 142 | 94 |
| 14 | सिक्कीम | 118 | 147 | 45 | 9 | 5 | 1 | 7 | 6 |
| 15 | अरुणाचल प्रदेश | 286 | 323 | 100 | 29 | 17 | 4 | 23 | 22 |
| 16 | नागालँड | 285 | 275 | 95 | 24 | 20 | 5 | 32 | 28 |
| 17 | मणिपूर | 250 | 489 | 23 | 10 | 8 | 4 | 11 | 10 |
| 18 | मिझोराम | 189 | 191 | 49 | 19 | 5 | 3 | 9 | 9 |
| 19 | त्रिपुरा | 436 | 800 | 83 | 19 | 13 | 2 | 11 | 7 |
| 20 | मेघालय | 409 | 367 | 43 | 17 | 10 | 2 | 16 | 17 |
| 21 | आसाम | 3,207 | 6,948 | 552 | 94 | 215 | 24 | 68 | 47 |
| 22 | प.बंगाल | 9,630 | 23,724 | 1,652 | 279 | 371 | 72 | 184 | 94 |
| 23 | झारखंड | 2,287 | 8,086 | 822 | 119 | 38 | 17 | 98 | 74 |
| 24 | ओरिसा | 3,521 | 11,146 | 787 | 160 | 215 | 31 | 218 | 200 |
| 25 | छत्तीसगढ | 2,381 | 6,757 | 927 | 169 | 27 | 11 | 108 | 87 |
| 26 | मध्यप्रदेश | 6,555 | 18,796 | 2,206 | 431 | 82 | 57 | 266 | 175 |
| 27 | गुजराथ | 9,928 | 17,030 | 2,918 | 409 | 571 | 117 | 216 | 141 |
| 28 | महाराष्ट्र | 23,789 | 33,543 | 7,583 | 1,247 | 319 | 179 | 805 | 445 |
| केंद्रशासित प्रदेश | | | | | | | | | |
| 1 | चंडीगड | 379 | 329 | 202 | 16 | 9 | 1 | 18 | 12 |
| 2 | दमण आणि दिव | 102 | 52 | 74 | 3 | 2 | 0 | 1 | 0 |
| 3 | दादरा नगर हवेली | 101 | 84 | 62 | 3 | 4 | 0 | 2 | 1 |
| 4 | लक्षव्दिप | 12 | 8 | 6 | 1 | 0 | 0 | 1 | 0 |
| 5 | पाँडेचेरी | 307 | 385 | 64 | 11 | 4 | 2 | 7 | 5 |
| 6 | अंदमान आणि निकोबार बेटे | 114 | 109 | 50 | 5 | 3 | 0 | 3 | 3 |
| 7 | दिल्ली | 3,969 | 3,695 | 2,004 | 142 | 48 | 11 | 98 | 34 |

* 500 पेक्षा कमी /

आकडे संक्षिप्तात असल्याने बेरजा जुळणार नाहीत. /

आधार :- भारताची जागणना, २०११/

AREA AND POPULATION

TABLE No. 1.27

Migrants classified by place of last residence and reason for migration in Maharashtra
Population Census, 2011)

(संख्या '००० / Figures in '000)

| / Reason for Migration | | | | | | | | Last Residence |
|--------------------------|----------|-------------------|----------|----------------------|----------|--------|----------|--|
| विवाह | | जन्मानंतर निर्गमन | | कुटुंबासहित निर्गमन | | इतर | | |
| Marriage | | Moved after birth | | Moved with household | | Others | | (1) |
| पुरुष | स्त्रिया | पुरुष | स्त्रिया | पुरुष | स्त्रिया | पुरुष | स्त्रिया | |
| Males | Females | Males | Females | Males | Females | Males | Females | |
| (10) | (11) | (12) | (13) | (14) | (15) | (16) | (17) | |
| N.A. | N.A. | N.A. | N.A. | N.A. | N.A. | N.A. | N.A. | Last residence elsewhere in india |
| 596 | 19,166 | 6,876 | 4,189 | 4,428 | 5,515 | 3,182 | 2,802 | Within the State of enumeration |
| N.A. | N.A. | N.A. | N.A. | N.A. | N.A. | N.A. | N.A. | State in India beyond the State of enumeration |
| States | | | | | | | | |
| 53 | 1,469 | 54 | 39 | 228 | 217 | 288 | 254 | Jammu & Kashmir |
| 29 | 1,624 | 80 | 56 | 172 | 221 | 142 | 104 | Himachal Pradesh |
| 139 | 5,702 | 1,063 | 630 | 995 | 1,101 | 1,388 | 944 | Punjab |
| 557 | 13,104 | 2,489 | 1,793 | 2,244 | 3,131 | 1,981 | 2,143 | Andhra Pradesh |
| 336 | 9,785 | 2,264 | 1,583 | 1,646 | 2,173 | 1,600 | 1,453 | Karnataka |
| 8 | 252 | 214 | 151 | 90 | 114 | 87 | 58 | Goa |
| 475 | 5,028 | 3,056 | 2,402 | 1,563 | 1,585 | 669 | 636 | Kerala |
| 603 | 9,480 | 3,049 | 2,345 | 2,842 | 3,397 | 2,230 | 2,275 | Tamil Nadu |
| 21 | 1,879 | 97 | 65 | 508 | 665 | 224 | 173 | Uttarakhand |
| 96 | 5,342 | 382 | 248 | 1,003 | 1,260 | 493 | 389 | Haryana |
| 148 | 14,435 | 820 | 553 | 1,214 | 1,585 | 646 | 709 | Rajasthan |
| 739 | 38,395 | 1,041 | 677 | 3,037 | 3,456 | 3,643 | 3,389 | Uttar Pradesh |
| 464 | 21,636 | 428 | 275 | 793 | 820 | 1,816 | 1,631 | Bihar |
| 2 | 78 | 7 | 5 | 23 | 25 | 29 | 23 | Sikkim |
| 3 | 110 | 10 | 8 | 64 | 89 | 69 | 60 | Arunachal Pradesh |
| 4 | 69 | 7 | 6 | 64 | 90 | 63 | 54 | Nagaland |
| 7 | 272 | 13 | 11 | 69 | 67 | 119 | 116 | Manipur |
| 5 | 34 | 9 | 8 | 63 | 72 | 47 | 44 | Mizoram |
| 25 | 517 | 16 | 9 | 144 | 140 | 144 | 104 | Tripura |
| 107 | 76 | 18 | 17 | 50 | 65 | 166 | 173 | Meghalaya |
| 106 | 5,058 | 210 | 104 | 938 | 773 | 1,117 | 849 | Assam |
| 383 | 17,287 | 1,860 | 1,275 | 2,266 | 2,206 | 2,915 | 2,510 | West Bengal |
| 157 | 6,596 | 196 | 133 | 573 | 743 | 403 | 403 | Jharkhand |
| 220 | 8,550 | 343 | 254 | 897 | 1,065 | 842 | 888 | Odisha |
| 124 | 5,128 | 278 | 191 | 670 | 894 | 246 | 277 | Chhattisgarh |
| 341 | 14,392 | 1,072 | 740 | 1,616 | 2,064 | 971 | 938 | Madhya Pradesh |
| 224 | 10,644 | 2,190 | 1,393 | 2,050 | 2,825 | 1,759 | 1,501 | Gujarat |
| 596 | 19,166 | 6,876 | 4,189 | 4,428 | 5,515 | 3,182 | 2,802 | Maharashtra |
| Union Territories | | | | | | | | |
| 1 | 114 | 37 | 25 | 73 | 128 | 39 | 33 | Chandigarh |
| 0 | 18 | 10 | 7 | 12 | 21 | 4 | 3 | Daman & Diu |
| 2 | 39 | 4 | 3 | 19 | 31 | 8 | 5 | Dadra & Nagar Haveli |
| 0 | 0 | 1 | 1 | 3 | 5 | 2 | 1 | Lakshadweep |
| 22 | 151 | 102 | 83 | 73 | 101 | 34 | 32 | Puducherry |
| 1 | 40 | 10 | 8 | 26 | 38 | 20 | 14 | Andaman & Nicobar Islands |
| 20 | 1,394 | 219 | 148 | 1,029 | 1,638 | 551 | 328 | NCT Of Delhi |

Less than 500

Total do not tally due to rounding.

Source :- Census of India, 2011

1. क्षेत्रफल आणि लोकसंख्या / AREA AND POPULATION

तक्ता क्रमांक / TABLE No. 1.28

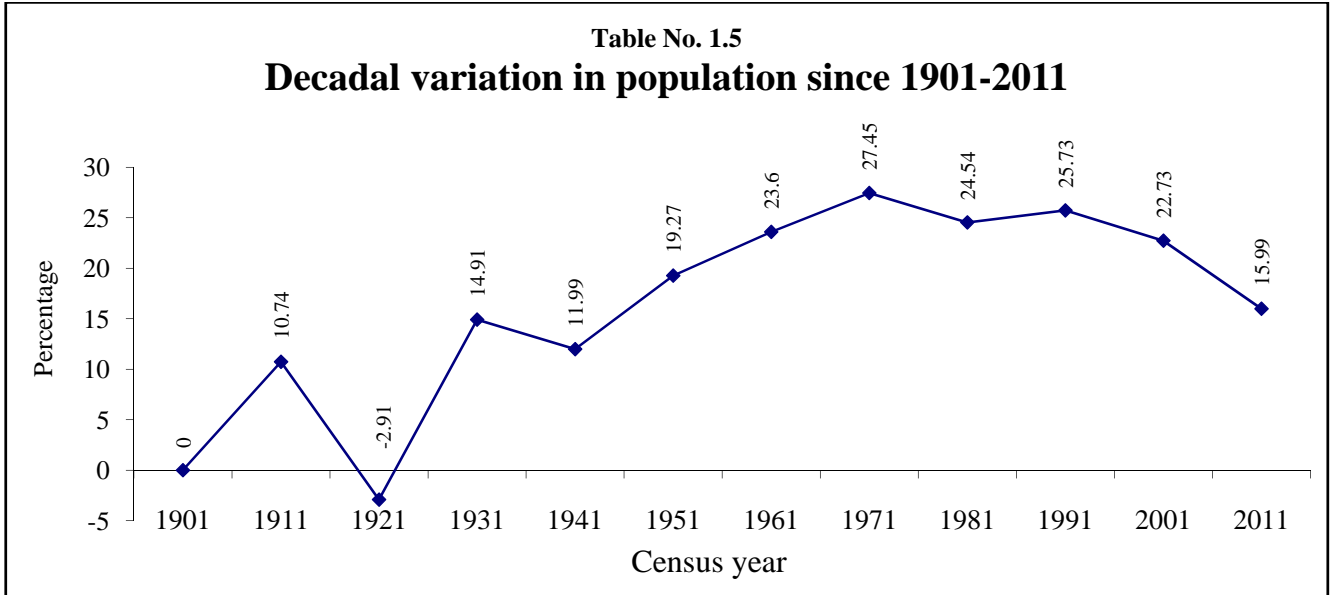
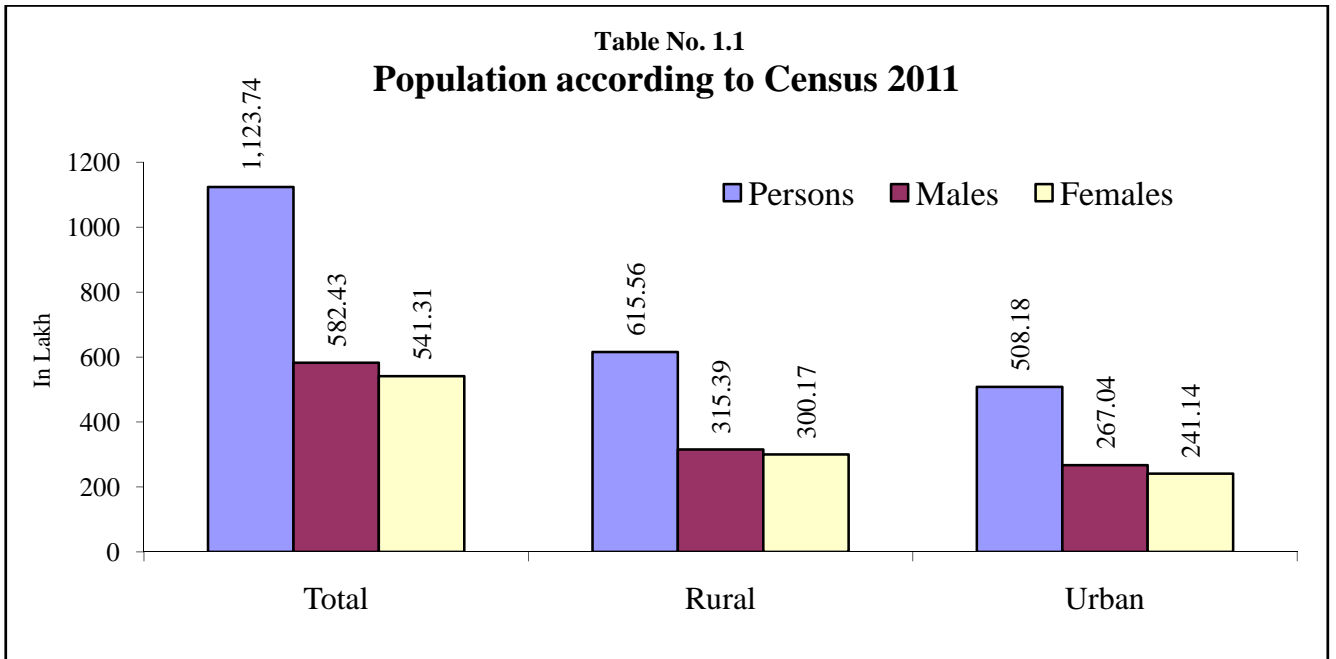
महाराष्ट्र व बृहन्मुंबईमध्ये जन्म व नोंदणीचे ठिकाण यानुसार स्थलांतरीतांची लोकसंख्या/
Migrants population by place of birth and place of enumeration in Maharashtra and Greater Mumbai
(जनगणना / Census - 2011)

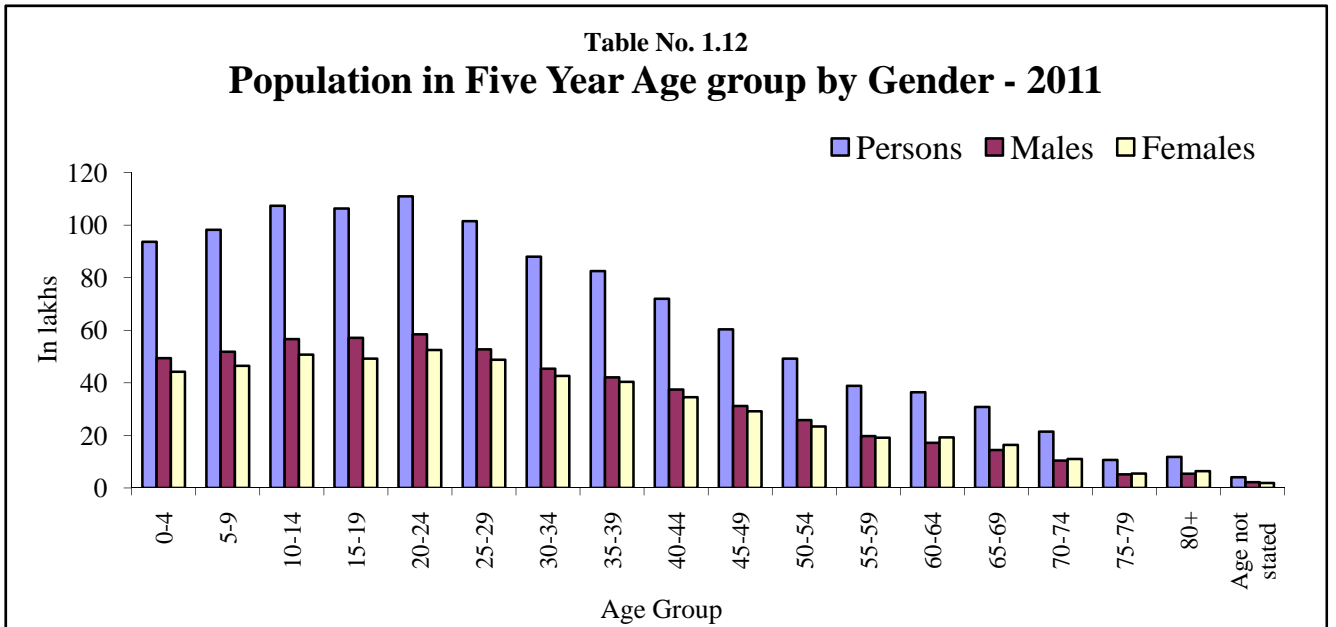
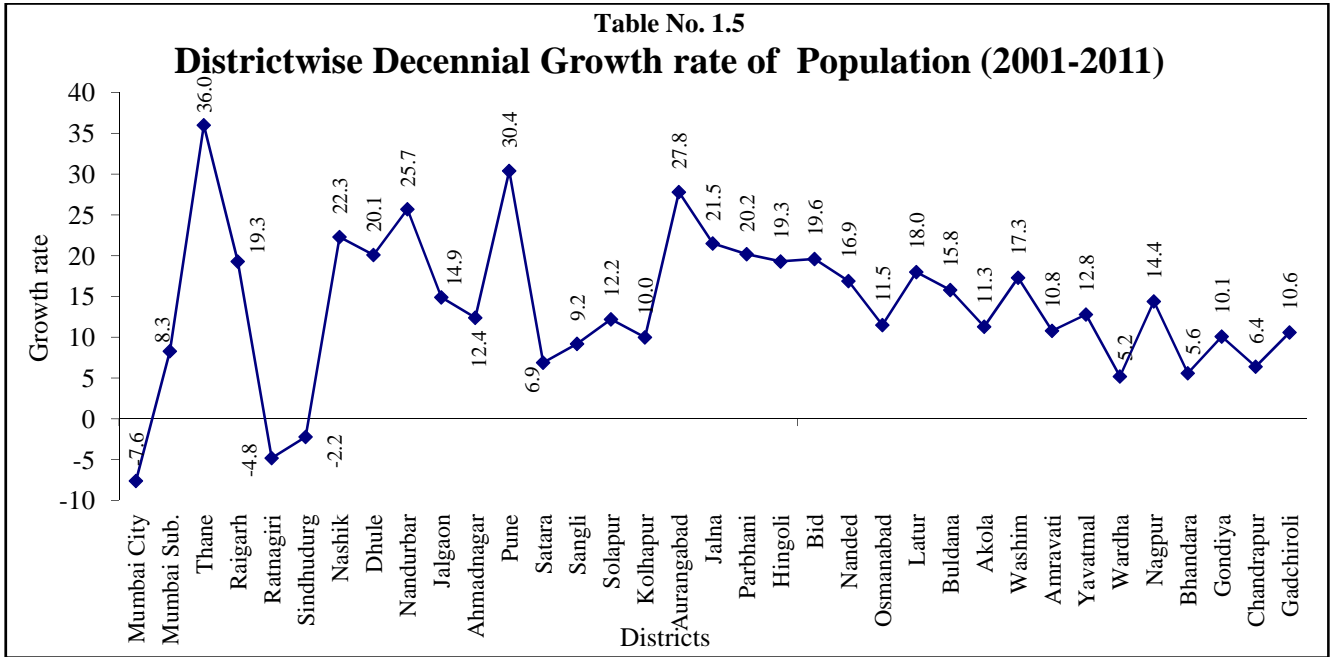
(संख्या '००० / Figures in '000)

| अ. क्र. Sr.No (1) | जन्मस्थान (2) | गणनास्थान / Place of enumeration | | | | | | Birth Place (2) |
|-------------------------|---|----------------------------------|----------------------------|----------------------|-----------------------------|----------------------------|----------------------|---|
| | | महाराष्ट्र / Maharashtra | | | बृहन्मुंबई / Greater Mumbai | | | |
| | | पुरुष Males (3) | स्त्रिया Females (4) | एकूण Total (5) | पुरुष Males (6) | स्त्रिया Females (7) | एकूण Total (8) | |
| 1 | गणना राज्यात | 52,796 | 49,494 | 1,02,290 | 4,638 | 4,269 | 8,907 | Within the State of enumeration |
| | (i) गणनेच्या ठिकाणी जन्म झालेले | 34,494 | 21,493 | 55,987 | 3,677 | 3,320 | 6,997 | Born at the place of Enumeration. |
| | (ii) गणना जिल्ह्यात इतरत्र जन्म झालेले | 10,786 | 17,591 | 28,377 | 0 | 0 | 0 | Born elsewhere in the district of enumeration. |
| | (iii) राज्यातील इतर जिल्ह्यात जन्म झालेले | 7,517 | 10,410 | 17,926 | 961 | 949 | 1,910 | Born in other district of the State. |
| 2 | गणना राज्याच्या बाहेरील भारतातील राज्य | 5,303 | 4,505 | 9,808 | 2,027 | 1,415 | 3,442 | State in India beyond the State of enumeration |
| | जम्मू व काश्मीर | 12 | 9 | 21 | 4 | 3 | 7 | Jammu & Kashmir |
| | हिमाचल प्रदेश | 9 | 8 | 17 | 3 | 3 | 6 | Himachal Pradesh |
| | पंजाब | 42 | 40 | 82 | 14 | 14 | 28 | Punjab |
| | उत्तराखंड | 29 | 23 | 52 | 12 | 8 | 20 | Uttarakhand |
| | हरियाणा | 29 | 26 | 54 | 9 | 8 | 17 | Haryana |
| | दिल्ली | 34 | 37 | 71 | 18 | 20 | 37 | NCT of Delhi |
| | राजस्थान | 356 | 272 | 628 | 136 | 103 | 239 | Rajasthan |
| | उत्तर प्रदेश | 1,906 | 1,086 | 2,992 | 914 | 493 | 1,407 | Uttar Pradesh |
| | बिहार | 428 | 203 | 631 | 157 | 63 | 220 | Bihar |
| | आसाम | 20 | 11 | 31 | 6 | 3 | 9 | Assam |
| | प.बंगाल | 211 | 131 | 343 | 96 | 49 | 145 | West Bengal |
| | झारखंड | 76 | 35 | 111 | 30 | 10 | 40 | Jharkhand |
| | ओरिसा | 83 | 47 | 130 | 31 | 16 | 47 | Odisha |
| | छत्तीसगढ | 76 | 95 | 171 | 3 | 3 | 6 | Chhattisgarh |
| | मध्यप्रदेश | 369 | 497 | 866 | 36 | 32 | 68 | Madhya Pradesh |
| | गुजराथ | 482 | 558 | 1,039 | 243 | 266 | 508 | Gujarat |
| | आंध्रप्रदेश | 190 | 269 | 459 | 54 | 54 | 108 | Andhra Pradesh |
| | कर्नाटक | 646 | 855 | 1,502 | 133 | 137 | 270 | Karnataka |
| | गोवा | 27 | 42 | 69 | 11 | 16 | 28 | Goa |
| | केरळ | 139 | 132 | 271 | 44 | 42 | 86 | Kerala |
| | तामीळनाडू | 128 | 120 | 248 | 72 | 68 | 140 | Tamil Nadu |
| | भारताबाहेर जन्म झालेले | 119 | 110 | 229 | 41 | 36 | 77 | Born Outside India |
| | अवर्गीकृत | 24 | 22 | 46 | 9 | 7 | 16 | Unclassifiable |
| | (१+२) एकूण | 58,100 | 53,999 | 1,12,099 | 6,666 | 5,684 | 12,349 | (1+2) Total |

आधार :- भारताची जागणना, २०११

Source :- Population Census of India, 2011





२. पर्यावरण सांख्यिकी

२.१ निरनिराळ्या केंद्रांतील तापमान, सापेक्ष आर्द्रता आणि पावसाचे सरासरी दिवस, पाऊस आणि विविध केंद्रांत प्रत्यक्ष पडलेला पाऊस याबाबत माहिती पुढील तक्त्यांत दिली आहे.

२.२ ज्या केंद्रांकरिता माहिती देण्यात आली आहे ती केंद्रे सर्वसाधारणपणे जिल्ह्यातील तालुक्याची किंवा जिल्हा मुख्यालयाची ठिकाणे आहेत. सरासरी पावसाची आकडेवारी ही कमीत कमी पाच वर्षे ते जास्तीत जास्त ऐंशी वर्षांत प्रत्यक्ष पडलेल्या पावसाच्या आकडेवारीवरून काढली आहे. जेव्हा एखाद्या दिवसाच्या चोवीस तासांत पर्जन्यमापक यंत्रावर पडलेल्या पावसाची नोंद २.५ मि.मी. वा त्यापेक्षा जास्त झाली असेल तर तो दिवस पावसाचा दिवस समजण्यात येतो.

2. ENVIRONMENT STATISTICS

2.1 Data on temperature and relative humidity at various centres and normal number of rainy days and rainfall and actual rainfall in different centres are presented in the following tables.

2.2 The Centres for which data is presented are generally the tahsil or district headquarters in the districts. The figures of average rainfall are worked out on the basis of actual figures for the period ranging from a minimum of five years to a maximum of eighty years. A day was treated as a rainy day if during the twenty-four hours, the rain-gauge recorded a minimum of 2.5 mm. of rainfall.

२. पर्यावरण सांख्यिकी/ ENVIRONMENT STATISTICS

तक्ता क्रमांक/ TABLE No. 2.1

सामान्यपणे पडणाऱ्या पावसाचे दिवस आणि पाऊस यांची मासिक आकडेवारी/ Monthwise normal number of rainy days and Rainfall (2013)

(पर्जन्यमान मि.मी. मध्ये /Rainfall in millimetre)

| अ. क्र. Sr. No. | जिल्हा | जानेवारी / January | | फेब्रुवारी / February | | मार्च / March | | एप्रिल / April | | मे / May | | जून / June | | Districts |
|-----------------------|-------------|--------------------|--|-----------------------|--|------------------|--|------------------|--|------------------|--|------------------|--|-----------------|
| | | पाऊस Rainfall | पावसाचे दिवस No. of rainy days | पाऊस Rainfall | पावसाचे दिवस No. of rainy days | पाऊस Rainfall | पावसाचे दिवस No. of rainy days | पाऊस Rainfall | पावसाचे दिवस No. of rainy days | पाऊस Rainfall | पावसाचे दिवस No. of rainy days | पाऊस Rainfall | पावसाचे दिवस No. of rainy days | |
| (1) | (2) | (3) | (4) | (5) | (6) | (7) | (8) | (9) | (10) | (11) | (12) | (13) | (14) | (2) |
| 1 | मुंबई शहर | N.A. | | | | | | N.A. | | | | | | Mumbai City |
| 2 | मुंबई उपनगर | N.A. | | | | | | N.A. | | | | | | Mumbai Suburban |
| 3 | ठाणे | - | - | - | - | - | - | - | - | 3.6 | 1 | 993.1 | 25 | Thane |
| 4 | रायगड | - | - | - | - | - | - | - | - | 0 | 0 | 1,028.5 | 26 | Raigad |
| 5 | रत्नागिरी | - | - | 32.0 | 1 | - | - | - | - | 29.0 | 2 | 1,348.0 | 29 | Ratnagiri |
| 6 | सिंधुदुर्ग | - | - | - | - | - | - | - | - | 0 | 0 | 922.1 | 28 | Sindhudurg |
| 7 | पालघर | - | - | - | - | - | - | - | - | 0 | 0 | 871.5 | 26 | Palghar |
| 8 | नाशिक | - | - | - | - | 5.3 | 1 | 29.0 | 1 | 9.0 | 1 | 181.5 | 21 | Nashik |
| 9 | धुळे | - | - | - | - | - | - | - | - | 15.0 | 1 | 169.3 | 15 | Dhule |
| 10 | नंदुरबार | - | - | - | - | - | - | - | - | 0 | 0 | 166.2 | 14 | Nandurbar |
| 11 | जळगाव | - | - | - | - | 10.6 | 1 | 19.0 | 1 | 50.7 | 3 | 195.4 | 15 | Jalgaon |
| 12 | अहमदनगर | - | - | - | - | - | - | - | - | 7.5 | 1 | 125.1 | 10 | Ahmednagar |
| 13 | पुणे | - | - | 2.0 | 0 | - | - | - | - | 0 | 0 | 284.2 | 25 | Pune |
| 14 | सातारा | - | - | - | - | 17.5 | 1 | 15.0 | 1 | 0 | 0 | 236.0 | 22 | Satara |
| 15 | सांगली | - | - | - | - | 6.0 | 1 | 1.0 | 0 | - | - | 104.3 | 15 | Sangli |
| 16 | सोलापूर | - | - | - | - | 6.1 | 1 | - | - | 0 | 0 | 84.5 | 11 | Solapur |

तक्ता क्र. /Table No.2.1 contd...

| (1) | (2) | (3) | (4) | (5) | (6) | (7) | (8) | (9) | (10) | (11) | (12) | (13) | (14) | (2) |
|-------------------------|------------|------------|----------|-------------|----------|-------------|----------|-------------|----------|-------------|----------|--------------|-----------|--------------------------|
| 17 | कोल्हापूर | - | - | - | - | - | - | 11.3 | 1 | - | - | 247.8 | 22 | Kolhapur |
| 18 | औरंगाबाद | 6.0 | 1 | - | - | 14.0 | 1 | - | - | 10.8 | 1 | 159.3 | 14 | Aurangabad |
| 19 | जालना | - | - | - | - | 27.0 | 1 | - | - | - | - | 171.3 | 16 | Jalna |
| 20 | परभणी | - | - | - | - | 13.5 | 1 | - | - | - | - | 128.5 | 12 | Parbhani |
| 21 | हिंगोली | - | - | - | - | - | - | - | - | - | - | 245.5 | 19 | Hingoli |
| 22 | बीड | 6.0 | 1 | 6.0 | 1 | 43.7 | 2 | 6.0 | 1 | 6.0 | 1 | 130.2 | 15 | Beed |
| 23 | नांदेड | - | - | - | - | - | - | - | - | - | - | 203.7 | 15 | Nanded |
| 24 | उस्मानाबाद | - | - | - | - | - | - | 59.0 | 1 | 4.0 | 1 | 99.3 | 13 | Osmanabad |
| 25 | लातूर | - | - | 6.0 | 1 | 46.9 | 2 | 34.0 | 2 | 6.0 | 1 | 128.5 | 15 | Latur |
| 26 | बुलढाणा | 6.0 | 1 | - | - | 9.0 | 1 | 6.0 | 1 | - | - | 250.0 | 14 | Buldhana |
| 27 | अकोला | - | - | - | - | - | - | - | - | - | - | 258.8 | 13 | Akola |
| 28 | वाशिम | - | - | - | - | - | - | - | - | - | - | 429.6 | 15 | Washim |
| 29 | अमरावती | 6.0 | 1 | - | - | - | - | 23.7 | 1 | - | - | 298.7 | 19 | Amravati |
| 30 | यवतमाळ | - | - | - | - | - | - | - | - | 1.0 | 0 | 342.3 | 15 | Yavatmal |
| 31 | वर्धा | 6.0 | 1 | - | - | - | - | - | - | - | - | 354.1 | 16 | Wardha |
| 32 | नागपूर | - | - | - | - | - | - | - | - | 1.9 | 0 | 359.7 | 16 | Nagpur |
| 33 | भंडारा | - | - | - | - | - | - | - | - | - | - | 380.8 | 13 | Bhandara |
| 34 | गोर्दिया | - | - | - | - | - | - | - | - | - | - | 374.6 | 14 | Gondia |
| 35 | चंद्रपूर | - | - | - | - | - | - | - | - | 0.7 | 0 | 452.5 | 19 | Chandrapur |
| 36 | गडचिरोली | - | - | - | - | - | - | - | - | - | - | 311.1 | 18 | Gadchiroli |
| महाराष्ट्र राज्य | | 6.0 | 1 | 24.0 | 2 | 27.5 | 2 | 48.9 | 3 | 91.9 | 7 | 324.1 | 28 | Maharashtra State |

तक्ता क्र. /Table No.2.1 contd...

| अ. क्र. Sr. No. | जिल्हा | जुलै / July | | ऑगस्ट / August | | सप्टेंबर / September | | ऑक्टोबर / October | | नोव्हेंबर / November | | डिसेंबर/ December | | एकूण वार्षिक /Total for year | | | District |
|-----------------------|-------------|------------------|---|------------------|---|----------------------|---|-------------------|---|----------------------|---|-------------------|---|------------------------------|------------------|---|-----------------|
| | | पाऊस Rainfall | पावसाचे दिवस No.of rainy days | पाऊस Rainfall | पावसाचे दिवस No.of rainy days | पाऊस Rainfall | पावसाचे दिवस No.of rainy days | पाऊस Rainfall | पावसाचे दिवस No.of rainy days | पाऊस Rainfall | पावसाचे दिवस No.of rainy days | पाऊस Rainfall | पावसाचे दिवस No.of rainy days | पाऊस Normal Rainfall | पाऊस Rainfall | पावसाचे दिवस No.of rainy days | |
| (1) | (2) | (15) | (16) | (17) | (18) | (19) | (20) | (21) | (22) | (23) | (24) | (25) | (26) | (27) | (28) | (29) | (2) |
| 1 | मुंबई शहर | | | | | | | | | N.A. | | | | | | | Mumbai City |
| 2 | मुंबई उपनगर | | | | | | | | | | | | | | | | Mumbai Suburban |
| 3 | ठाणे | 1,200.8 | 31 | 500.3 | 27 | 305.3 | 23 | 59.7 | 9 | 0.0 | 0 | - | - | 2,558.6 | 3,062.8 | 116 | Thane |
| 4 | रायगड | 1,472.0 | 31 | 376.3 | 29 | 278.6 | 19 | 100.9 | 10 | 17.5 | 1 | - | - | 3,201.2 | 3,273.8 | 116 | Raigad |
| 5 | रत्नागिरी | 1,781.3 | 31 | 652.0 | 31 | 377.5 | 25 | 228.4 | 10 | 0.0 | 0 | - | - | 3,591.4 | 4,448.2 | 129 | Ratnagiri |
| 6 | सिंधुदुर्ग | 1,874.3 | 31 | 635.8 | 30 | 378.9 | 26 | 124.7 | 9 | 0.0 | 0 | - | - | 3,596.1 | 3,935.8 | 124 | Sindhudurg |
| 7 | पालघर | 1,110.0 | 31 | 476.7 | 24 | 325.7 | 21 | 114.4 | 11 | 0.0 | 0 | - | - | 2,575.2 | 2,898.3 | 113 | Palghar |
| 8 | नाशिक | 291.2 | 31 | 176.8 | 17 | 167.9 | 14 | 71.5 | 11 | 4.7 | 1 | - | - | 1,134.5 | 936.9 | 98 | Nashik |
| 9 | धुळे | 228.2 | 20 | 160.6 | 10 | 141.7 | 11 | 74.6 | 9 | - | - | - | - | 612.4 | 789.4 | 66 | Dhule |
| 10 | नंदुरबार | 416.6 | 25 | 250.0 | 19 | 459.7 | 17 | 61.2 | 6 | - | - | - | - | 907.7 | 1,353.7 | 81 | Nandurbar |
| 11 | जळगाव | 249.9 | 23 | 208.8 | 14 | 182.2 | 10 | 66.2 | 9 | 0.0 | 0 | - | - | 755.6 | 963.8 | 75 | Jalgaon |
| 12 | अहमदनगर | 128.5 | 11 | 53.6 | 5 | 167.6 | 12 | 77.6 | 6 | 24.6 | 1 | 20.0 | 1 | 572.0 | 623.5 | 48 | Ahmednagar |
| 13 | पुणे | 365.6 | 28 | 120.7 | 14 | 223.3 | 13 | 53.8 | 9 | 21.0 | 1 | - | - | 914.5 | 1,073.6 | 90 | Pune |
| 14 | सातारा | 326.9 | 28 | 150.1 | 11 | 230.2 | 15 | 47.4 | 4 | 11.5 | 1 | - | - | 1,033.4 | 1,034.6 | 83 | Satara |
| 15 | सांगली | 145.9 | 19 | 48.7 | 4 | 171.7 | 14 | 51.7 | 5 | 0.0 | 0 | - | - | 623.9 | 529.3 | 58 | Sangli |
| 16 | सोलापूर | 150.4 | 13 | 41.1 | 4 | 224.9 | 13 | 37.0 | 6 | 11.2 | 1 | - | - | 641.8 | 555.2 | 49 | Solapur |

तक्ता क्र. /Table No.2.1 contd...

| (1) | (2) | (15) | (16) | (17) | (18) | (19) | (20) | (21) | (22) | (23) | (24) | (25) | (26) | (27) | (28) | (29) | (2) |
|-------------------------|------------|--------------|-----------|--------------|-----------|--------------|-----------|-------------|-----------|-------------|----------|------------|----------|----------------|----------------|------------|--------------------------|
| 17 | कोल्हापूर | 670.5 | 31 | 246.8 | 21 | 131.9 | 16 | 55.0 | 5 | 1.9 | 0 | 0.0 | 0 | 2,057.1 | 1,353.9 | 95 | Kolhapur |
| 18 | औरंगाबाद | 161.7 | 14 | 112.6 | 10 | 149.8 | 13 | 90.5 | 7 | 20.3 | 2 | 11.4 | 1 | 734.1 | 736.4 | 64 | Aurangabad |
| 19 | जालना | 252.8 | 17 | 122.4 | 10 | 148.6 | 13 | 93.0 | 7 | 29.0 | 1 | - | - | 750.4 | 844.1 | 65 | Jalna |
| 20 | परभणी | 351.4 | 18 | 206.4 | 22 | 177.2 | 14 | 85.3 | 10 | 5.7 | 1 | - | - | 830.3 | 968.0 | 78 | Parbhani |
| 21 | हिंगोली | 434.9 | 19 | 215.3 | 12 | 147.4 | 9 | 131.7 | 7 | - | - | - | - | 956.3 | 1,174.8 | 66 | Hingoli |
| 22 | बीड | 210.1 | 18 | 86.2 | 8 | 151.8 | 13 | 74.6 | 9 | 9.3 | 1 | - | - | 743.4 | 729.9 | 70 | Beed |
| 23 | नांदेड | 427.7 | 20 | 219.0 | 13 | 128.5 | 11 | 112.7 | 10 | 16.3 | 1 | - | - | 1,017.5 | 1,111.9 | 71 | Nanded |
| 24 | उस्मानाबाद | 220.0 | 18 | 77.7 | 9 | 194.7 | 14 | 57.7 | 7 | 16.6 | 2 | 1.2 | 0 | 807.2 | 726.2 | 64 | Osmanabad |
| 25 | लातूर | 322.3 | 18 | 145.2 | 14 | 135.8 | 12 | 109.6 | 12 | 31.9 | 2 | - | - | 865.2 | 966.2 | 79 | Latur |
| 26 | बुलढाणा | 275.4 | 19 | 186.4 | 14 | 133.2 | 8 | 81.4 | 6 | 13.0 | 1 | 8.0 | 1 | 785.9 | 968.4 | 66 | Buldhana |
| 27 | अकोला | 239.5 | 18 | 201.9 | 14 | 132.4 | 8 | 108.2 | 7 | 0.0 | 0 | - | - | 808.9 | 940.8 | 60 | Akola |
| 28 | वाशिम | 360.0 | 19 | 280.4 | 15 | 149.2 | 10 | 101.9 | 5 | 0.0 | 0 | - | - | 924.3 | 1,321.1 | 64 | Washim |
| 29 | अमरावती | 275.0 | 21 | 238.5 | 17 | 127.8 | 11 | 111.9 | 8 | 0.0 | 0 | - | - | 942.3 | 1,081.6 | 78 | Amravati |
| 30 | यवतमाळ | 440.5 | 23 | 218.8 | 14 | 103.4 | 8 | 101.7 | 8 | 1.8 | 0 | - | - | 1,051.6 | 1,209.5 | 68 | Yavatmal |
| 31 | वर्धा | 486.3 | 20 | 166.7 | 18 | 101.3 | 9 | 134.1 | 8 | 1.1 | 0 | 0.0 | 0 | 1,056.9 | 1,249.6 | 72 | Wardha |
| 32 | नागपूर | 488.8 | 23 | 339.9 | 19 | 103.3 | 9 | 139.8 | 10 | 0.0 | 0 | - | - | 1,139.4 | 1,433.4 | 77 | Nagpur |
| 33 | भंडारा | 624.4 | 25 | 511.4 | 23 | 78.5 | 10 | 96.1 | 9 | 0.0 | 0 | - | - | 1,439.8 | 1,691.2 | 80 | Bhandara |
| 34 | गोंदिया | 829.1 | 27 | 509.4 | 23 | 122.7 | 12 | 85.0 | 9 | 0.0 | 0 | - | - | 1,517.4 | 1,920.8 | 85 | Gondiya |
| 35 | चंद्रपूर | 670.8 | 24 | 305.6 | 20 | 95.2 | 9 | 178.5 | 14 | 0.0 | 0 | - | - | 1,276.8 | 1,703.3 | 86 | Chandrapur |
| 36 | गडचिरोली | 838.7 | 29 | 513.3 | 23 | 164.6 | 12 | 203.0 | 16 | 0.0 | 0 | - | - | 1,502.3 | 2,030.7 | 98 | Gadchiroli |
| महाराष्ट्र राज्य | | 479.7 | 31 | 228.5 | 24 | 178.1 | 18 | 96.3 | 11 | 16.0 | 2 | 5.3 | 1 | 1,278.1 | 1,526.3 | 130 | Maharashtra State |

आधार : कृषि आयुक्तालय, महाराष्ट्र शासन, पुणे

Source : Commissioner of Agriculture, Govt. of Maharashtra, Pune

2. पर्यावरण सांख्यिकी / ENVIRONMENT STATISTICS
तक्ता क्रमांक /TABLE No.2.2
विविध केंद्रांच्या ठिकाणी पडलेला पाऊस / Rainfall at various Centres
(2013)

(पर्जन्यमान मि.मी. मध्ये /Rainfall in mm)

| अ.क्र. Sr. No. | केंद्र | जानेवारी / January | | फेब्रुवारी / February | | मार्च / March | | एप्रिल / April | | मे / May | | जून / June | | जुलै / July | | Centre |
|-------------------|-----------------------|--------------------|----------------------------------|-----------------------|----------------------------------|------------------|----------------------------------|------------------|----------------------------------|------------------|----------------------------------|------------------|----------------------------------|------------------|----------------------------------|------------------------|
| | | पाऊस Rainfall | पावसाचे दिवस Rainy days | पाऊस Rainfall | पावसाचे दिवस Rainy days | पाऊस Rainfall | पावसाचे दिवस Rainy days | पाऊस Rainfall | पावसाचे दिवस Rainy days | पाऊस Rainfall | पावसाचे दिवस Rainy days | पाऊस Rainfall | पावसाचे दिवस Rainy days | पाऊस Rainfall | पावसाचे दिवस Rainy days | |
| (1) | (2) | (3) | (4) | (5) | (6) | (7) | (8) | (9) | (10) | (11) | (12) | (13) | (14) | (15) | (16) | (2) |
| 1 | मुंबई(कुलाबा) | N.A. | - | N.A. | - | N.A. | - | N.A. | - | N.A. | - | N.A. | N.A. | N.A. | N.A. | Mumbai (Culaba) |
| 2 | अंधेरी | N.A. | N.A. | N.A. | N.A. | N.A. | N.A. | N.A. | N.A. | N.A. | N.A. | N.A. | N.A. | N.A. | N.A. | Andheri |
| III | ठाणे (जिल्हा) | | | | | | | | | | | | | | | Thane (Dist.) |
| 1 | ठाणे | - | - | - | - | - | - | - | - | - | - | 1,208.4 | 24 | 1,271.9 | 31 | Thane |
| 2 | कल्याण | - | - | - | - | - | - | - | - | - | - | 1094 | 23 | 1,062.1 | 28 | Kalyan |
| 3 | मुरबाड | - | - | - | - | - | - | - | - | - | - | 830 | 22 | 1,150.1 | 31 | Murbad |
| 4 | भिवंडी | - | - | - | - | - | - | - | - | - | - | 894 | 21 | 1,217.2 | 31 | Bhivandi |
| 5 | शहापूर | - | - | - | - | - | - | - | - | - | - | 830.4 | 24 | 1,238.9 | 31 | Shahapur |
| 6 | उल्हासनगर | - | - | - | - | - | - | - | - | 3.6 | 1 | 1185 | 23 | 1,245.9 | 29 | Ulhasnagar |
| 7 | अंबरनाथ | - | - | - | - | - | - | - | - | - | - | 1051 | 22 | 1,247.3 | 31 | Ambarnath |
| IV | रायगड (जिल्हा) | | | | | | | | | | | | | | | Raigad (Dist.) |
| 1 | अलिबाग | - | - | - | - | - | - | - | - | - | - | 820 | 25 | 1,115.2 | 30 | Alibag |
| 2 | पनवेल | - | - | - | - | - | - | - | - | - | - | 841.1 | 24 | 1,572 | 31 | Panwel |
| 3 | कर्जत | - | - | - | - | - | - | - | - | - | - | 941.3 | 25 | 1,372.9 | 31 | Karjat |
| 4 | खालापूर | - | - | - | - | - | - | - | - | - | - | 752.1 | 24 | 1,460 | 31 | Khalapur |
| 5 | उरण | - | - | - | - | - | - | - | - | - | - | 1,660.7 | 24 | 1,446.9 | 31 | Uran |
| 6 | सुधागड (पाली) | - | - | - | - | - | - | - | - | - | - | 830.3 | 26 | 1,543.3 | 31 | Sudhagad |
| 7 | पेण | - | - | - | - | - | - | - | - | - | - | 1,403.6 | 23 | 1,286.4 | 31 | Pen |
| 8 | महाड | - | - | - | - | - | - | - | - | - | - | 954.4 | 26 | 1,559.6 | 31 | Mahad |
| 9 | माणगाव | - | - | - | - | - | - | - | - | - | - | 1,056.4 | 25 | 1,652.5 | 31 | Mangaon |
| 10 | रोहा | - | - | - | - | - | - | - | - | - | - | 1,061.7 | 25 | 1,570.8 | 31 | Roha |
| 11 | पोलादपूर | - | - | - | - | - | - | - | - | - | - | 1,084.1 | 27 | 1,649 | 31 | Poladpur |
| 12 | मुरुड | - | - | - | - | - | - | - | - | - | - | 1,053.4 | 26 | 1,306.3 | 31 | Murud |
| 13 | श्रीवर्धन | - | - | - | - | - | - | - | - | - | - | 1,000.8 | 25 | 1,332 | 28 | Shriwardhan |
| 14 | म्हसाळा | - | - | - | - | - | - | - | - | - | - | 997.2 | 25 | 1,617.3 | 31 | Mahasala |

तक्ता क्रमांक /TABLE No.2.2 contd...

| (1) | (2) | (3) | (4) | (5) | (6) | (7) | (8) | (9) | (10) | (11) | (12) | (13) | (14) | (15) | (16) | (2) |
|-------------|----------------------------|-----|-----|-----|-----|-----|-----|-----|------|------|------|---------|------|---------|------|---------------------------|
| 15 | तळा | - | - | - | - | - | - | - | - | - | - | 1,406.5 | 23 | 2,216 | 31 | Tala |
| V | रत्नागिरी (जिल्हा) | | | | | | | | | | | | | | | Ratnagiri (Dist.) |
| 1 | चिपळूण | - | - | - | - | - | - | - | - | - | - | 1,485.1 | 27 | 1,973.6 | 31 | Chiplun |
| 2 | दापोली | - | - | - | - | - | - | - | - | - | - | 1,738.3 | 24 | 1,652 | 30 | Dapoli |
| 3 | खेड | - | - | - | - | - | - | - | - | - | - | 1,610.6 | 27 | 2,004.6 | 31 | Khed |
| 4 | गुहागर | - | - | - | - | - | - | - | - | - | - | 1,370 | 29 | 1,779.6 | 31 | Guhagar |
| 5 | मंडणगड | - | - | - | - | - | - | - | - | - | - | 1,349 | 26 | 2,052.3 | 31 | Mandangad |
| 6 | रत्नागिरी (टी) | - | - | - | - | - | - | - | - | - | - | 1,128.4 | 26 | 1,207.7 | 31 | Ratnagiri |
| 5 | संगमेश्वर | - | - | 32 | 1 | - | - | - | - | 29 | 2 | 1,320 | 27 | 2,066.2 | 31 | Sangameshwar |
| 6 | राजापूर | - | - | - | - | - | - | - | - | - | - | 999.6 | 27 | 1,660.3 | 29 | Rajapur |
| 7 | लांजा | - | - | - | - | - | - | - | - | - | - | 1,183.5 | 26 | 1,587.8 | 31 | Lanja |
| VI | सिंधुदुर्ग (जिल्हा) | | | | | | | | | | | | | | | Sindhudurg (Dist.) |
| 1 | देवगड | - | - | - | - | - | - | - | - | - | - | 797.4 | 21 | 2,147.2 | 31 | Devgad |
| 2 | मालवण | - | - | - | - | - | - | - | - | - | - | 847.2 | 25 | 1,655.7 | 31 | Malwan |
| 3 | सावंतवाडी | - | - | - | - | - | - | - | - | - | - | 1,174.6 | 27 | 2,042.2 | 31 | Sawantwadi |
| 4 | वेंगुर्ला | - | - | - | - | - | - | - | - | - | - | 952.5 | 26 | 1,406 | 31 | Vengurla |
| 5 | कावली | - | - | - | - | - | - | - | - | - | - | 929.9 | 26 | 1,878.8 | 31 | Kankawali |
| 6 | कुडाळ | - | - | - | - | - | - | - | - | - | - | 697.9 | 24 | 1,700.7 | 31 | Kudal |
| 7 | वैभववाडी | - | - | - | - | - | - | - | - | - | - | 1,149.9 | 27 | 2,373.9 | 31 | Vaibhavwadi |
| 8 | दोडामार्ग | - | - | - | - | - | - | - | - | - | - | 1,176 | 26 | 2,095.3 | 31 | Dodamarg |
| VII | पालघर | | | | | | | | | | | | | | | Palghar (Dist.) |
| 1 | वसई | - | - | - | - | - | - | - | - | - | - | 962.8 | 23 | 947.7 | 28 | Vasai |
| 2 | वाडा | - | - | - | - | - | - | - | - | - | - | 849 | 23 | 1,275.4 | 31 | Wada |
| 3 | डहानू | - | - | - | - | - | - | - | - | - | - | 757 | 25 | 1,048.5 | 31 | Dahanu |
| 4 | पालघर | - | - | - | - | 0 | 0 | - | - | - | - | 1,149.2 | 23 | 1,026.6 | 27 | Palghar |
| 5 | जव्हार | - | - | - | - | - | - | - | - | - | - | 677 | 23 | 1,498.6 | 31 | Javhar |
| 6 | मोखाडा | - | - | - | - | - | - | - | - | - | - | 433.4 | 22 | 1,231 | 31 | Mokhada |
| 7 | तलासरी | - | - | - | - | - | - | - | - | - | - | 852 | 21 | 1,094 | 31 | Talasari |
| 8 | विक्रमगड | - | - | - | - | - | - | - | - | - | - | 750.7 | 20 | 1,181.1 | 30 | Vikramgad |
| VIII | नाशिक (जिल्हा) | | | | | | | | | | | | | | | Nasik (Dist.) |
| 1 | मालेगाव | - | - | - | - | 9 | 1 | - | - | 16.5 | 1 | 161.4 | 11 | 140.7 | 10 | Malegaon |
| 2 | बागलाण | - | - | - | - | 6 | 1 | - | - | 3.2 | 1 | 96.1 | 7 | 103.6 | 13 | Baglan |
| 3 | कळवण | - | - | - | - | - | - | - | - | 4.4 | 1 | 201.2 | 13 | 195 | 20 | Kalwan |

तक्ता क्रमांक /TABLE No.2.2 contd...

| (1) | (2) | (3) | (4) | (5) | (6) | (7) | (8) | (9) | (10) | (11) | (12) | (13) | (14) | (15) | (16) | (2) |
|-----------|---------------------------|-----|-----|-----|-----|-----|-----|-----|------|------|------|-------|------|-------|------|--------------------------|
| 4 | नांदगाव | - | - | - | - | - | - | - | - | - | - | 145.4 | 12 | 126.2 | 15 | Nandgaon |
| 5 | सुरगणा | - | - | - | - | - | - | - | - | - | - | 277.1 | 20 | 821.8 | 31 | Surgana |
| 6 | नाशिक | - | - | - | - | - | - | - | - | - | - | 157.5 | 13 | 241.4 | 23 | Nasik |
| 7 | दिंडोरी | - | - | - | - | - | - | 81 | 1 | - | - | 146.3 | 12 | 354.4 | 26 | Dindori |
| 8 | इगतपुरी | - | - | - | - | - | - | - | - | - | - | 428.2 | 24 | 906.5 | 31 | Egatpuri |
| 9 | पेठ | - | - | - | - | - | - | - | - | - | - | 304.3 | 22 | 855.1 | 31 | Peth |
| 10 | निफाड | - | - | - | - | - | - | - | - | - | - | 121 | 13 | 143.2 | 15 | Niphad |
| 11 | सिन्नर | - | - | - | - | 4 | 1 | 3.1 | 1 | - | - | 146.9 | 7 | 77 | 10 | Sinnar |
| 12 | येवला | - | - | - | - | - | - | - | - | - | - | 116.6 | 10 | 102.1 | 10 | Yevla |
| 13 | चांदवड | - | - | - | - | - | - | - | - | - | - | 106.1 | 10 | 113.1 | 13 | Chandwad |
| 14 | त्रिंबकेश्वर | - | - | - | - | - | - | - | - | - | - | 438.7 | 24 | 814.7 | 31 | Trimbakeshwar |
| 15 | देवळा | - | - | - | - | - | - | - | - | - | - | 140.5 | 8 | 95.8 | 11 | Devali |
| IX | धुळे (जिल्हा) | | | | | | | | | | | | | | | Dhule (Dist.) |
| 1 | धुळे | - | - | - | - | - | - | - | - | 15 | 1 | 126 | 17 | 177.3 | 14 | Dhule |
| 2 | साक्री | - | - | - | - | - | - | - | - | - | - | 92.6 | 10 | 169.4 | 19 | Sakri |
| 3 | शिरपुर | - | - | - | - | - | - | - | - | - | - | 286.7 | 12 | 378.6 | 21 | Shirpur |
| 4 | सिंदखेडा | - | - | - | - | - | - | - | - | - | - | 215.6 | 13 | 243 | 13 | Shindkheda |
| X | नंदुरबार (जिल्हा) | | | | | | | | | | | | | | | Nandurbar (Dist.) |
| 1 | नंदुरबार | - | - | - | - | - | - | - | - | - | - | 118.7 | 9 | 319.9 | 18 | Nandurbar |
| 2 | नवापुर | - | - | - | - | - | - | - | - | - | - | 164 | 15 | 572.8 | 25 | Navapur |
| 3 | शहादा | - | - | 0 | 0 | - | - | - | - | - | - | 197 | 13 | 299 | 18 | Shahada |
| 4 | तळोदा | - | - | - | - | - | - | - | - | - | - | 163 | 10 | 425 | 19 | Taloda |
| 5 | आणी | - | - | - | - | - | - | - | - | - | - | 176.8 | 12 | 304.5 | 17 | Akrani |
| 6 | अक्कलकुआ | - | - | - | - | - | - | - | - | - | - | 164.6 | 17 | 664.4 | 30 | Akkalkua |
| XI | जळगाव (जिल्हा) | | | | | | | | | | | | | | | Jalgaon (Dist.) |
| 1 | जळगाव | - | - | - | - | - | - | - | - | 19.1 | 1 | 200.3 | 13 | 335.4 | 19 | Jalgaon |
| 2 | भुसावळ | - | - | - | - | - | - | - | - | - | - | 196.8 | 13 | 279.5 | 17 | Bhusawal |
| 3 | यावल | - | - | - | - | - | - | - | - | - | - | 228.9 | 15 | 282.3 | 19 | Yaval |
| 4 | रावेर | - | - | - | - | 4.5 | 1 | - | - | - | - | 188.3 | 12 | 162.3 | 17 | Raver |
| 5 | इदलाबाद मुकाईनगर | - | - | - | - | - | - | - | - | - | - | 231.1 | 10 | 184.2 | 14 | Edlabad mukainagar |
| 6 | अमळनेर | - | - | - | - | - | - | - | - | 10.6 | 1 | 165 | 16 | 219.9 | 14 | Amalner |
| 7 | चोपडा | - | - | - | - | - | - | - | - | - | - | 215.7 | 11 | 400.7 | 20 | Chopda |
| 8 | एरंडोल | - | - | - | - | - | - | - | - | 21 | 1 | 227.1 | 14 | 282 | 21 | Erandol |

तक्ता क्रमांक /TABLE No.2.2 contd...

| (1) | (2) | (3) | (4) | (5) | (6) | (7) | (8) | (9) | (10) | (11) | (12) | (13) | (14) | (15) | (16) | (2) |
|-------------|--------------------------|-----|-----|-----|-----|-----|-----|-----|------|------|------|-------|------|--------|------|----------------------------|
| 9 | पारोळा | - | - | - | - | - | - | - | - | - | - | 203.2 | 17 | 237.8 | 18 | Parola |
| 10 | चालिसगाव | - | - | - | - | 20 | 1 | - | - | 0 | 0 | 152.4 | 15 | 178 | 13 | Chalisgaon |
| 11 | जामनेर | - | - | - | - | 4 | 1 | - | - | 0 | 0 | 171.8 | 13 | 195.3 | 18 | Jamner |
| 12 | पाचोरा | - | - | - | - | - | - | - | - | - | - | 200.6 | 14 | 211.9 | 18 | Pachora |
| 13 | भडगाव | - | - | - | - | - | - | - | - | - | - | 217.5 | 17 | 208.1 | 14 | Bhadgaon |
| 14 | धरणगाव | - | - | - | - | - | - | - | - | - | - | 178.4 | 12 | 319.9 | 20 | Dharangaon |
| 15 | बोधवाडा | - | - | - | - | - | - | - | - | - | - | 217.6 | 12 | 294 | 16 | Bodhwada |
| XII | अहमदनगर (जिल्हा) | | | | | | | | | | | | | | | Ahamadnagar (Dist.) |
| 1 | अहमदनगर | - | - | - | - | - | - | - | - | - | - | 142.6 | 10 | 117.7 | 8 | Nagar |
| 2 | पारनेर | - | - | - | - | - | - | - | - | - | - | 165 | 8 | 97.7 | 9 | Parner |
| 3 | श्रीगोंदा | - | - | - | - | - | - | - | - | - | - | 147.4 | 12 | 96.6 | 8 | Shrigonda |
| 4 | कर्जत | - | - | - | - | - | - | - | - | - | - | 111.8 | 8 | 128.3 | 10 | Karjat |
| 5 | जामखेड | - | - | - | - | - | - | - | - | - | - | 113.1 | 8 | 162 | 14 | Jamkhed |
| 6 | शेवगाव | - | - | - | - | - | - | - | - | - | - | 103.4 | 9 | 152 | 12 | Shegaon |
| 7 | पाथर्डी | - | - | - | - | - | - | - | - | - | - | 87.4 | 9 | 132.9 | 10 | Pathardi |
| 8 | नेवासा | - | - | - | - | - | - | - | - | - | - | 109.8 | 10 | 123.1 | 8 | Newasa |
| 9 | राहुरी | 0 | 0 | 0 | 0 | 0 | 0 | 19 | 1 | 0 | 0 | 137.1 | 9 | 90.5 | 8 | Rahuri |
| 10 | संगमनेर | - | - | - | - | - | - | - | - | 15 | 1 | 88.3 | 5 | 84.2 | 9 | Sangamner |
| 11 | ओला | - | - | - | - | - | - | - | - | - | - | 171.8 | 15 | 337.8 | 26 | Akola |
| 12 | कोपरगाव | - | - | - | - | - | - | - | - | - | - | 108.5 | 7 | 81.1 | 9 | Kopargaon |
| 13 | श्रीरांपूर | - | - | - | - | - | - | - | - | - | - | 79.2 | 7 | 89.3 | 7 | Shrirampur |
| 14 | रहाटा | - | - | - | - | - | - | - | - | - | - | 149.6 | 10 | 84.3 | 8 | Rahata |
| XIII | पुणे (जिल्हा) | | | | | | | | | | | | | | | Pune (Dist.) |
| 1 | पुणे | - | - | 2 | 0 | - | - | - | - | - | - | 262.7 | 12 | 21 | 3 | Pune city |
| 2 | हवेली | - | - | - | - | - | - | - | - | - | - | 201.6 | 14 | 141.1 | 20 | Haveli pune |
| 3 | मुळशी | - | - | - | - | - | - | - | - | - | - | 601.3 | 25 | 1050.3 | 30 | Mulshi paud |
| 4 | भोर | - | - | - | - | - | - | - | - | - | - | 394.3 | 23 | 750.6 | 29 | Bhor |
| 5 | मावळ | - | - | - | - | - | - | - | - | - | - | 803.3 | 25 | 1158.1 | 31 | Maval wadgaon |
| 6 | वेल्ले | - | - | - | - | - | - | - | - | - | - | 582 | 24 | 829.8 | 31 | Velhe |
| 7 | जुन्नर | - | - | - | - | - | - | - | - | - | - | 241.5 | 16 | 456.7 | 27 | Junnar |
| 8 | खेड | - | - | - | - | - | - | - | - | - | - | 234.8 | 19 | 264.7 | 24 | Khed Rajgurunagar |
| 9 | आंबेगाव (जी. गाव) | - | - | - | - | - | - | - | - | - | - | 239.6 | 14 | 193.9 | 21 | Ambegaon |
| 10 | शिरुर | - | - | - | - | - | - | - | - | - | - | 178.7 | 12 | 89.9 | 12 | Shirur ghodnandi |

तक्ता क्रमांक /TABLE No.2.2 contd...

| (1) | (2) | (3) | (4) | (5) | (6) | (7) | (8) | (9) | (10) | (11) | (12) | (13) | (14) | (15) | (16) | (2) |
|------------|--------------------------|-----|-----|-----|-----|-----|-----|-----|------|------|------|-------|------|--------|------|------------------------|
| 11 | बारामती | - | - | - | - | - | - | - | - | - | - | 105.7 | 8 | 75.6 | 10 | Baramati |
| 12 | इंदापूर | - | - | - | - | - | - | - | - | - | - | 109.5 | 12 | 92.8 | 11 | Indapur |
| 13 | दौंड | - | - | - | - | - | - | - | - | - | - | 184.4 | 13 | 90 | 9 | Daund |
| 14 | पुरंदर | - | - | - | - | 0 | 0 | 0 | 0 | - | - | 167.3 | 13 | 101 | 14 | Purandar Saswad |
| XIV | सोलापूर (जिल्हा) | | | | | | | | | | | | | | | Solapur (Dist.) |
| 1 | उत्तर सोलापूर | - | - | - | - | - | - | - | - | - | - | 87.5 | 7 | 217.5 | 16 | N.solapur |
| 2 | दक्षिण सोलापूर | - | - | - | - | - | - | - | - | - | - | 71.5 | 4 | 155.1 | 12 | S.solapur |
| 3 | बारशी | - | - | - | - | - | - | - | - | - | - | 49.6 | 8 | 231.6 | 15 | Barshi |
| 4 | अक्कलकोट | - | - | - | - | - | - | - | - | - | - | 88.1 | 8 | 177.7 | 14 | Akkalkot |
| 5 | मोहोळ | - | - | - | - | - | - | - | - | - | - | 90.9 | 7 | 150.2 | 10 | Mohol |
| 6 | माढा | - | - | - | - | 5.2 | 1 | - | - | - | - | 152.6 | 10 | 169.8 | 12 | Madha |
| 7 | करमाळा | 0 | 0 | 0 | 0 | 2.7 | 1 | 0 | 0 | 0 | 0 | 80.6 | 8 | 140.5 | 13 | Karmala |
| 8 | पंढरपूर | - | - | - | - | 4.2 | 1 | - | - | - | - | 77.6 | 7 | 156.2 | 10 | Pandharpur |
| 9 | सांगोला | - | - | - | - | - | - | - | - | - | - | 61.9 | 6 | 69.7 | 8 | Sangola |
| 10 | माळशिरस | 0 | 0 | - | - | 19 | 1 | 0 | 0 | 0 | 0 | 107.9 | 9 | 103.6 | 12 | Malshiras |
| 11 | मंगलवेढा | - | - | - | - | - | - | - | - | - | - | 53.7 | 6 | 95.5 | 10 | Mangalwedha |
| XV | सातारा (जिल्हा) | | | | | | | | | | | | | | | Satara (Dist.) |
| 1 | सातारा | - | - | - | - | - | - | - | - | - | - | 253.3 | 21 | 455.3 | 29 | Satara |
| 2 | जावळी (मेढा) | - | - | - | - | - | - | - | - | - | - | 522 | 22 | 637.4 | 31 | Javli medha |
| 3 | पाटण | - | - | - | - | - | - | - | - | - | - | 396 | 22 | 698.5 | 31 | Patan |
| 4 | कराड | - | - | - | - | - | - | - | - | - | - | 166.3 | 13 | 193 | 24 | Karad |
| 5 | कोरेगाव | - | - | - | - | 5 | 1 | - | - | - | - | 146.5 | 12 | 105.7 | 12 | Koregaon |
| 6 | खटाव | - | - | - | - | - | - | 15 | 1 | - | - | 105 | 12 | 115.4 | 13 | Khatav vaduj |
| 7 | माण | - | - | - | - | - | - | - | - | - | - | 68.8 | 7 | 43.1 | 7 | Man dahiwadi |
| 8 | फलटण | - | - | - | - | 30 | 1 | - | - | - | - | 96.1 | 9 | 54.6 | 8 | Phaltan |
| 9 | खंडाळा | - | - | - | - | 0 | 0 | - | - | - | - | 174.3 | 15 | 117.9 | 16 | Khandala |
| 10 | वाई | - | - | - | - | - | - | - | - | - | - | 281.5 | 16 | 241.8 | 23 | Wai |
| 11 | महाबळेश्वर | - | - | - | - | - | - | - | - | - | - | 628.7 | 25 | 1330.2 | 31 | Mahableshwar |
| XVI | सांगली (जिल्हा) | | | | | | | | | | | | | | | Sangli (Dist.) |
| 1 | मिरज | - | - | - | - | - | - | - | - | - | - | 93.8 | 9 | 102.4 | 13 | Miraj |
| 2 | जत | - | - | - | - | - | - | - | - | - | - | 72.6 | 5 | 67.1 | 6 | Jath |
| 3 | खानापूर | - | - | - | - | - | - | - | - | - | - | 130.5 | 11 | 122.6 | 16 | Khanapur vita |
| 4 | वाळवा | - | - | - | - | - | - | - | - | - | - | 96.8 | 12 | 138.4 | 15 | Valva eslampur |

तक्ता क्रमांक /TABLE No.2.2 contd...

| (1) | (2) | (3) | (4) | (5) | (6) | (7) | (8) | (9) | (10) | (11) | (12) | (13) | (14) | (15) | (16) | (2) |
|--------------|---------------------------|-----|-----|-----|-----|-----|-----|-----|------|------|------|-------|------|--------|------|---------------------------|
| 5 | तासगाव | - | - | - | - | - | - | - | - | - | - | 52.9 | 7 | 81.2 | 10 | Tasgaon |
| 6 | शिराळा | - | - | - | - | - | - | - | - | - | - | 276.3 | 21 | 571.7 | 29 | Shirala |
| 7 | आटपाडी | - | - | - | - | - | - | - | - | - | - | 80 | 7 | 56 | 7 | Atpadi |
| 8 | कवठेमहांकाळ | - | - | - | - | - | - | - | - | - | - | 58.3 | 6 | 69.7 | 9 | Kavthemahankal |
| 9 | पळुस | - | - | - | - | - | - | - | - | - | - | 68.9 | 9 | 83.4 | 12 | Palus |
| 10 | कडेगाव | 0 | 0 | 0 | 0 | 6 | 1 | 1 | 0 | 0 | 0 | 103.6 | 13 | 121.1 | 16 | Kadegaon |
| XVII | कोल्हापूर (जिल्हा) | | | | | | | | | | | | | | | Kolhapur (Dist.) |
| 1 | हातकांगले | - | - | - | - | - | - | - | - | - | - | 52.9 | 8 | 198 | 21 | Hatkanangle |
| 2 | शिरोळ | - | - | - | - | - | - | - | - | - | - | 15.1 | 0 | 90.9 | 12 | Shirol |
| 3 | पन्हाळा | - | - | - | - | - | - | - | - | - | - | 252.6 | 20 | 671 | 31 | Panhala |
| 4 | शाहूवाडी | 0 | 0 | 0 | 0 | 0 | 0 | 0 | 0 | 0 | 0 | 430.9 | 22 | 1284 | 31 | Shahuwadi |
| 5 | राधानगरी | - | - | - | - | - | - | - | - | - | - | 454.5 | 23 | 1022.3 | 31 | Radhanagari |
| 6 | गगनबावडा | - | - | - | - | - | - | - | - | - | - | 1456 | 26 | 2751.5 | 31 | Bavda |
| 7 | करवीर | - | - | - | - | - | - | - | - | - | - | 147.4 | 14 | 443.1 | 31 | Karveer kolhapur |
| 8 | कागल | - | - | - | - | - | - | - | - | - | - | 129.9 | 14 | 462.3 | 31 | Kagal |
| 9 | गडहिंग्लज | - | - | - | - | - | - | - | - | - | - | 97.1 | 13 | 367.2 | 29 | Gadhinglaj |
| 10 | बुधरगड | - | - | - | - | - | - | - | - | - | - | 320.6 | 21 | 929.5 | 31 | Bhudargad |
| 11 | आजरा | - | - | - | - | - | - | - | - | - | - | 432 | 24 | 849.7 | 31 | Ajara |
| 12 | चंदगड | - | - | - | - | - | - | - | - | - | - | 296.8 | 23 | 995.2 | 31 | Chandgad |
| XVIII | औरंगाबाद (जिल्हा) | | | | | | | | | | | | | | | Aurangabad (Dist.) |
| 1 | औरंगाबाद | - | - | - | - | - | - | - | - | 10.8 | 1 | 178.5 | 12 | 185.5 | 13 | Aurangabad |
| 2 | पैठण | - | - | - | - | - | - | - | - | - | - | 122.3 | 12 | 159.4 | 12 | Paithan |
| 3 | गंगापूर | - | - | - | - | - | - | - | - | - | - | 127 | 13 | 127.2 | 11 | Gangapur |
| 4 | वैजापूर | - | - | - | - | - | - | - | - | - | - | 146.9 | 15 | 111.9 | 11 | Vaijapur |
| 5 | कन्नड | - | - | - | - | - | - | - | - | - | - | 170.8 | 14 | 185.6 | 18 | Kannad |
| 6 | खुलदाबाद | - | - | - | - | - | - | - | - | - | - | 155.5 | 13 | 155.7 | 13 | Khultabad |
| 7 | सिल्लोड | 6 | 1 | - | - | 28 | 1 | - | - | - | - | 191.6 | 14 | 184.9 | 20 | Sillod |
| 8 | सोयेगाव | - | - | - | - | - | - | - | - | - | - | 239.9 | 14 | 218.2 | 15 | Soegaon |
| 9 | फुलांबरी | - | - | - | - | 0 | 0 | - | - | - | - | 163.9 | 11 | 180.2 | 13 | Phulambari |
| XIX | जालना (जिल्हा) | | | | | | | | | | | | | | | Jalna (Dist.) |
| 1 | भोकरदान | - | - | - | - | - | - | - | - | - | - | 180.5 | 12 | 237.7 | 19 | Bhokardhan |
| 2 | जाफराबाद | - | - | - | - | - | - | - | - | - | - | 272.8 | 16 | 249 | 13 | Jafrabad |
| 3 | जालना | - | - | - | - | 20 | 1 | - | - | - | - | 216.2 | 15 | 291.3 | 17 | Jalna |

तक्ता क्रमांक /TABLE No.2.2 contd...

| (1) | (2) | (3) | (4) | (5) | (6) | (7) | (8) | (9) | (10) | (11) | (12) | (13) | (14) | (15) | (16) | (2) |
|-------------|-----------------------------|-----|-----|-----|-----|------|-----|-----|------|------|------|-------|------|-------|------|--------------------------|
| 4 | अंबड | - | - | - | - | - | - | - | - | - | - | 184.6 | 10 | 197.6 | 10 | Ambad |
| 5 | परतूर | - | - | - | - | 34 | 1 | - | - | - | - | 128.2 | 12 | 394.8 | 15 | Partur |
| 6 | बदनापूर | - | - | - | - | - | - | - | - | - | - | 147 | 13 | 169.2 | 13 | Badnapur |
| 7 | धनसावंगी | - | - | - | - | - | - | - | - | - | - | 112 | 10 | 150.2 | 10 | Ghansangvi |
| 8 | मंथा | - | - | - | - | - | - | - | - | - | - | 104.6 | 11 | 415.7 | 15 | Mantha |
| XX | बीड (जिल्हा) | | | | | | | | | | | | | | | Beed (Dist.) |
| 1 | बीड | 6 | 1 | 6 | 1 | 18 | 2 | 6 | 1 | 6 | 1 | 143.1 | 10 | 182.2 | 15 | Beed |
| 2 | पाटोदा | - | - | - | - | 8 | 1 | - | - | - | - | 174.9 | 11 | 157.4 | 10 | Patoda |
| 3 | आष्टी | - | - | - | - | - | - | - | - | - | - | 93.8 | 8 | 137.6 | 12 | Ashti |
| 4 | गेवराई | - | - | - | - | - | - | - | - | - | - | 136.9 | 10 | 175.5 | 14 | Gevari |
| 5 | माजलगाव | - | - | - | - | 27 | 1 | - | - | - | - | 125.2 | 10 | 308.8 | 18 | Majalgaon |
| 6 | अंबेजोगाई | - | - | - | - | 74.5 | 1 | - | - | - | - | 120.7 | 14 | 277.6 | 16 | Ambejogai |
| 7 | कैज | - | - | - | - | - | - | - | - | - | - | 122.9 | 13 | 211.9 | 13 | Kej |
| 8 | परळी | - | - | - | - | 30 | 1 | - | - | - | - | 126.8 | 15 | 316.6 | 16 | Parali |
| 9 | धरूर | - | - | - | - | - | - | - | - | - | - | 105 | 11 | 195.5 | 16 | Dharur |
| 10 | वाडवानी | - | - | - | - | - | - | - | - | - | - | 208 | 12 | 298 | 16 | Vadavani |
| 11 | शिरुरकासार | - | - | - | - | - | - | - | - | - | - | 110.7 | 12 | 134.8 | 11 | Shirur Kasar |
| XXI | लातूर (जिल्हा) | | | | | | | | | | | | | | | Latur (Dist.) |
| 1 | लातूर | - | - | - | - | 25 | 1 | - | - | - | - | 112.4 | 12 | 296.6 | 17 | Latur |
| 2 | औसा | - | - | - | - | 63 | 1 | 32 | 1 | - | - | 111.4 | 12 | 229.4 | 19 | Ausa |
| 3 | अहमदपूर | - | - | - | - | 50 | 1 | - | - | - | - | 146.5 | 13 | 391.7 | 16 | Ahmedpur |
| 4 | निलंगा | - | - | - | - | 56 | 1 | 24 | 1 | - | - | 148 | 15 | 286.9 | 18 | Nilanga |
| 5 | उदगीर | - | - | - | - | - | - | - | - | - | - | 124.7 | 10 | 375.9 | 17 | Udgir |
| 6 | चाकूर | - | - | - | - | 27 | 1 | - | - | - | - | 127.2 | 14 | 338.8 | 19 | Chakur |
| 7 | रेनापूर | - | - | 6 | 1 | 6 | 1 | 6 | 1 | 6 | 1 | 139 | 12 | 307.6 | 16 | Renapur |
| 8 | देवनी | - | - | - | - | - | - | - | - | - | - | 128.9 | 11 | 378.7 | 17 | Davani |
| 9 | शिरुर अनंतमल | - | - | - | - | 27.5 | 1 | - | - | - | - | 97.1 | 12 | 346.3 | 17 | Shirur Anantmal |
| 10 | जालकोट | - | - | - | - | - | - | - | - | - | - | 171 | 9 | 363.5 | 17 | Jalkot |
| XXII | उस्मानाबाद (जिल्हा) | | | | | | | | | | | | | | | Osmanabad (Dist.) |
| 1 | उस्मानाबाद | - | - | - | - | - | - | - | - | - | - | 119 | 10 | 239.4 | 18 | Osmanabad |
| 2 | तुळजापूर | - | - | - | - | - | - | - | - | - | - | 79.2 | 10 | 326.3 | 19 | Tuljapur |
| 3 | परांडा | - | - | - | - | - | - | - | - | - | - | 67.1 | 11 | 165.2 | 11 | Paranda |
| 4 | भूम | - | - | - | - | - | - | - | - | - | - | 102.5 | 11 | 166 | 14 | Bhum |

तक्ता क्रमांक /TABLE No.2.2 contd...

| (1) | (2) | (3) | (4) | (5) | (6) | (7) | (8) | (9) | (10) | (11) | (12) | (13) | (14) | (15) | (16) | (2) |
|--------------|--------------------------|-----|-----|-----|-----|-----|-----|-----|------|------|------|-------|------|-------|------|--------------------------|
| 5 | कळंब | - | - | - | - | - | - | - | - | - | - | 77.7 | 7 | 200.2 | 15 | Kalamb |
| 6 | उमरगांव | - | - | - | - | - | - | - | - | - | - | 111.1 | 8 | 181.9 | 18 | Umarga |
| 7 | नवीन लोहारा | - | - | - | - | - | - | 59 | 1 | - | - | 127.2 | 8 | 236.1 | 20 | Lohara |
| 8 | वाशी | - | - | - | - | - | - | - | - | - | - | 137.7 | 10 | 192 | 16 | Washi |
| XXIII | नांदेड (जिल्हा) | | | | | | | | | | | | | | | Nanded (Dist.) |
| 1 | नांदेड | - | - | - | - | - | - | - | - | - | - | 212.1 | 13 | 448.3 | 17 | Nanded |
| 2 | बिलोली | - | - | - | - | - | - | - | - | - | - | 177.8 | 13 | 401.4 | 19 | Biloli |
| 3 | मुखेड | - | - | - | - | - | - | - | - | - | - | 141.6 | 11 | 482.6 | 20 | Mukhed |
| 4 | कंधार | - | - | - | - | - | - | - | - | 0 | 0 | 147.1 | 14 | 319.2 | 17 | Kandhar |
| 5 | लोहा | - | - | - | - | - | - | - | - | - | - | 149.9 | 15 | 298.5 | 16 | Loha |
| 6 | हदगाव | - | - | - | - | - | - | - | - | 0 | 0 | 260.3 | 13 | 507.1 | 19 | Hadgaon |
| 7 | भोकर | - | - | - | - | - | - | - | - | - | - | 181.2 | 14 | 624 | 20 | Bhokar |
| 8 | देगलूर | - | - | - | - | - | - | - | - | - | - | 117.3 | 11 | 381.3 | 18 | Deglur |
| 9 | निवट | - | - | - | - | - | - | - | - | - | - | 390.7 | 17 | 415.5 | 19 | Kinwat |
| 10 | मुदखेड | - | - | - | - | - | - | - | - | - | - | 174.7 | 10 | 417.1 | 15 | Mudkhed |
| 11 | हिमायत नगर | - | - | - | - | - | - | - | - | - | - | 233.8 | 12 | 551.5 | 19 | Himayat Nagar |
| 12 | माहूर | - | - | - | - | - | - | - | - | - | - | 463 | 16 | 516.4 | 18 | Mahur |
| 13 | धरमाबाद | - | - | - | - | - | - | - | - | 4 | 1 | 116.3 | 9 | 366 | 15 | Dharmabad |
| 14 | उमरी | - | - | - | - | - | - | - | - | - | - | 165.4 | 14 | 420.6 | 18 | Umari |
| 15 | अर्धापूर | - | - | - | - | - | - | - | - | - | - | 159.3 | 13 | 401 | 18 | Ardhapur |
| 16 | नायगांव | - | - | - | - | - | - | - | - | - | - | 115.2 | 13 | 348.4 | 19 | Naigaon kh |
| XXIV | परभणी (जिल्हा) | | | | | | | | | | | | | | | Parabhani (Dist.) |
| 1 | परभणी | - | - | - | - | - | - | - | - | - | - | 99.2 | 10 | 307.2 | 17 | Parbhani |
| 2 | गंगाखेड | - | - | - | - | - | - | - | - | - | - | 105.5 | 10 | 347.7 | 17 | Gangakhed |
| 3 | पाथरी | - | - | - | - | - | - | - | - | - | - | 162.7 | 11 | 365.3 | 16 | Pathari |
| 4 | जितूर | - | - | - | - | 20 | 1 | - | - | - | - | 135.9 | 14 | 359.1 | 16 | Jintur |
| 5 | पूर्णा | - | - | - | - | - | - | - | - | - | - | 176.3 | 15 | 446.4 | 17 | Purna |
| 6 | पालम | - | - | - | - | - | - | - | - | - | - | 101.2 | 10 | 275.6 | 17 | Palam |
| 7 | सेलू | - | - | - | - | - | - | - | - | - | - | 129.4 | 9 | 355.6 | 13 | Seloo |
| 8 | सोनपत | - | - | - | - | 7 | 1 | - | - | - | - | 182.5 | 11 | 485.5 | 16 | Sonpeth |
| 9 | मनवत | - | - | - | - | - | - | - | - | - | - | 88.2 | 8 | 255.4 | 14 | Manvat |
| XXV | हिंगोली (जिल्हा) | | | | | | | | | | | | | | | Hingoli (Dist.) |
| 1 | हिंगोली | - | - | - | - | - | - | - | - | - | - | 236 | 12 | 477.5 | 16 | Hingoli |

तक्ता क्रमांक /TABLE No.2.2 contd...

| (1) | (2) | (3) | (4) | (5) | (6) | (7) | (8) | (9) | (10) | (11) | (12) | (13) | (14) | (15) | (16) | (2) |
|---------------|--------------------------|-----|-----|-----|-----|-----|-----|-----|------|------|------|-------|------|-------|------|-------------------------|
| 2 | कळमनुरी | - | - | - | - | - | - | - | - | - | - | 219.3 | 14 | 434.1 | 19 | Kalmnuri |
| 3 | बसमत | - | - | - | - | - | - | - | - | - | - | 249.2 | 16 | 374.1 | 19 | Basmat |
| 4 | औढा नागनाथ | - | - | - | - | - | - | - | - | - | - | 249.9 | 11 | 558.2 | 20 | Audha |
| 5 | सेनगांव | - | - | - | - | - | - | - | - | - | - | 275.8 | 13 | 376 | 16 | Sengaon |
| XXVI | बुलढाणा (जिल्हा) | | | | | | | | | | | | | | | Buldhana (Dist.) |
| 1 | जळगाव- जामोद | - | - | - | - | - | - | - | - | - | - | 278.4 | 10 | 232.2 | 16 | Jalgaon jamod |
| 2 | संग्रामपूर | - | - | - | - | - | - | - | - | - | - | 367 | 9 | 258.8 | 15 | Sangrampur |
| 3 | चीखली | - | - | - | - | - | - | - | - | 0 | 0 | 259.1 | 12 | 240.6 | 15 | Chikhali |
| 4 | बुलढाणा | - | - | - | - | - | - | - | - | - | - | 275.3 | 11 | 263.2 | 18 | Buldhana |
| 5 | देऊळगाव राजा | - | - | - | - | - | - | - | - | 0 | 0 | 225.2 | 16 | 311.6 | 16 | Deulgaon raja |
| 6 | मेहकर | 6 | 1 | - | - | - | - | - | - | - | - | 266.4 | 11 | 329.7 | 17 | Mehkar |
| 7 | सींदखेड राजा | - | - | - | - | 9 | 1 | - | - | - | - | 205.3 | 12 | 287.8 | 15 | Shindkhedraja |
| 8 | लोणार | - | - | - | - | - | - | - | - | - | - | 200.1 | 11 | 411.2 | 15 | Lonar |
| 9 | खामगाव | - | - | - | - | - | - | - | - | - | - | 213.1 | 14 | 242.1 | 17 | Khamgaon |
| 10 | शेगांव | - | - | - | - | - | - | - | - | - | - | 294.4 | 12 | 255.2 | 16 | Shegaon |
| 11 | मलकापूर | - | - | - | - | - | - | 6 | 1 | - | - | 193.4 | 10 | 214.1 | 13 | Malkapur |
| 12 | मोताळा | - | - | - | - | - | - | - | - | - | - | 245.1 | 13 | 276.5 | 16 | Motala |
| 13 | नांदुरा | - | - | - | - | - | - | - | - | - | - | 258.1 | 15 | 260.6 | 15 | Nandura |
| XXVII | अकोला (जिल्हा) | | | | | | | | | | | | | | | Akola (Dist.) |
| 1 | आकोट | - | - | - | - | - | - | - | - | 0 | 0 | 185.2 | 9 | 247.5 | 16 | Akot |
| 2 | तेल्हारा | - | - | - | - | - | - | - | - | - | - | 275.3 | 9 | 252.7 | 18 | Telhara |
| 3 | बाळापूर | - | - | - | - | - | - | - | - | 0 | 0 | 238.8 | 13 | 237.8 | 18 | Balapur |
| 4 | पातूर | - | - | - | - | - | - | - | - | - | - | 335.8 | 11 | 243.9 | 16 | Patur |
| 5 | अकोला | - | - | - | - | - | - | - | - | 0 | 0 | 266.4 | 14 | 244.2 | 20 | Akola |
| 6 | बाशी टाकली | - | - | - | - | - | - | - | - | - | - | 287.5 | 10 | 259.1 | 19 | Barshitakli |
| 7 | मुर्तिजापूर | - | - | - | - | 0 | 0 | - | - | 0 | 0 | 257.7 | 10 | 201.3 | 15 | Murtijapur |
| XXVIII | वाशीम (जिल्हा) | | | | | | | | | | | | | | | Washim (Dist.) |
| 1 | वाशीम | - | - | - | - | - | - | - | - | 0 | 0 | 429.4 | 13 | 423 | 21 | Washim |
| 2 | रिसोड | - | - | - | - | - | - | - | - | 0 | 0 | 355.3 | 15 | 355.7 | 15 | Risod |
| 3 | मालेगाव | - | - | - | - | - | - | - | - | - | - | 433.3 | 12 | 309.8 | 17 | Malegaon |
| 4 | मंगरुळपीर | - | - | - | - | - | - | - | - | - | - | 568.2 | 15 | 398.2 | 18 | Mangrulpir |
| 5 | मानोरा | - | - | - | - | - | - | - | - | - | - | 491.3 | 11 | 381.4 | 20 | Manora |

तक्ता क्रमांक /TABLE No.2.2 contd...

| (1) | (2) | (3) | (4) | (5) | (6) | (7) | (8) | (9) | (10) | (11) | (12) | (13) | (14) | (15) | (16) | (2) |
|-------------|--------------------------|-----|-----|-----|-----|-----|-----|------|------|------|------|-------|------|-------|------|-------------------------|
| XXIX | अमरावती (जिल्हा) | | | | | | | | | | | | | | | Amravati (Dist.) |
| 1 | धारणी | - | - | - | - | - | - | - | - | - | - | 395.6 | 13 | 371.1 | 23 | Dharni |
| 2 | चिखलधारा | - | - | - | - | - | - | - | - | - | - | 450.1 | 15 | 596.3 | 28 | Chikhaldhara |
| 3 | अमरावती | - | - | - | - | - | - | - | - | - | - | 278.9 | 14 | 248.7 | 17 | Amravati |
| 4 | भातकुली | - | - | - | - | - | - | 23.7 | 1 | - | - | 230.8 | 14 | 193.9 | 15 | Bhatkuli |
| 5 | नांदगाव खांदेश्वर | - | - | - | - | - | - | - | - | - | - | 300.2 | 13 | 254.4 | 18 | Nandgaon k'shwar |
| 6 | चांदूर रेल्वे | - | - | - | - | - | - | - | - | - | - | 240.6 | 9 | 270.7 | 16 | Chandur railway |
| 7 | तिवसा | 6 | 1 | - | - | - | - | - | - | - | - | 240.2 | 14 | 283.5 | 14 | Tiwasa |
| 8 | मोर्शी | - | - | - | - | - | - | - | - | - | - | 264.5 | 15 | 269.3 | 19 | Morshi |
| 9 | वरुड | - | - | - | - | - | - | - | - | - | - | 244.9 | 15 | 370.3 | 22 | Warud |
| 10 | दर्यापूर | - | - | - | - | - | - | - | - | - | - | 339.6 | 14 | 184 | 14 | Daryapur |
| 11 | अंजनगाव सुरजी | - | - | - | - | - | - | - | - | - | - | 293.1 | 15 | 270.3 | 13 | Anjangaon |
| 12 | अचलपूर | - | - | - | - | - | - | - | - | - | - | 266.8 | 12 | 183 | 16 | Achalpur |
| 13 | चांदूर बाजार | - | - | - | - | - | - | - | - | - | - | 304.4 | 15 | 182.1 | 18 | Chandubajar |
| 14 | धामणागांव रेल्वे | - | - | - | - | - | - | - | - | - | - | 393 | 14 | 347.5 | 16 | Dhamangaon railway |
| XXX | यवतमाळ (जिल्हा) | | | | | | | | | | | | | | | Yavatmal (Dist.) |
| 1 | यवतमाळ | - | - | - | - | - | - | - | - | - | - | 303.5 | 11 | 378.4 | 17 | Yeotmal |
| 2 | बाभुळगाव | - | - | - | - | - | - | - | - | - | - | 360.4 | 12 | 215.7 | 18 | Bhabulgaon |
| 3 | कळंब | - | - | - | - | - | - | - | - | - | - | 218 | 11 | 312.4 | 18 | Kalam |
| 4 | दारव्हा | - | - | - | - | - | - | - | - | - | - | 321.6 | 11 | 213.5 | 16 | Darva |
| 5 | दिग्रस | - | - | - | - | - | - | - | - | - | - | 348.2 | 14 | 414.2 | 20 | Digras |
| 6 | आर्णी | - | - | - | - | - | - | - | - | - | - | 607 | 13 | 614.3 | 19 | Arni |
| 7 | नेर | - | - | - | - | - | - | - | - | - | - | 297.5 | 11 | 259.8 | 14 | Ner |
| 8 | पुसद | - | - | - | - | - | - | - | - | - | - | 281.4 | 11 | 333.7 | 20 | Pusad |
| 9 | उमरखेड | - | - | - | - | - | - | - | - | - | - | 481.5 | 13 | 522.8 | 18 | Umerkhed |
| 10 | मोहगाव | - | - | - | - | - | - | - | - | 0 | 0 | 480.6 | 16 | 479.7 | 17 | Mohagaon |
| 11 | वाणी | - | - | - | - | - | - | - | - | - | - | 423.5 | 11 | 522.2 | 17 | Wani |
| 12 | मारेगाव | 0 | 0 | - | - | - | - | - | - | - | - | 264.8 | 12 | 578.9 | 19 | Maregaon |
| 13 | झरीझामरी | - | - | - | - | - | - | - | - | - | - | 164.8 | 9 | 502.9 | 19 | Zarijamni |
| 14 | केळापूर | - | - | - | - | - | - | - | - | - | - | 378.8 | 15 | 638.1 | 22 | Kelapur |
| 15 | घाटंजी | - | - | - | - | - | - | - | - | 1 | 0 | 291.5 | 10 | 621.6 | 19 | Ghatanji |
| 16 | राळेगाव | - | - | - | - | - | - | - | - | - | - | 229.5 | 9 | 450 | 20 | Ralegaon |

तक्ता क्रमांक /TABLE No.2.2 contd...

| (1) | (2) | (3) | (4) | (5) | (6) | (7) | (8) | (9) | (10) | (11) | (12) | (13) | (14) | (15) | (16) | (2) |
|---------------|--------------------------|-----|-----|-----|-----|-----|-----|-----|------|------|------|-------|------|-------|------|-------------------------|
| XXXI | वर्धा (जिल्हा) | | | | | | | | | | | | | | | Wardha (Dist.) |
| 1 | आर्वी | - | - | - | - | - | - | - | - | - | - | 312.9 | 10 | 215.6 | 23 | Arvi |
| 2 | कारंजा | - | - | - | - | - | - | - | - | - | - | 294.9 | 12 | 336.8 | 16 | Karanja |
| 3 | आष्टी | - | - | - | - | - | - | - | - | - | - | 266.7 | 16 | 456.9 | 17 | Ashti |
| 4 | वर्धा | - | - | 0 | 0 | - | - | - | - | - | - | 403.8 | 11 | 516.9 | 18 | Wardha |
| 5 | सेलू | - | - | 0 | 0 | 0 | 0 | 0 | 0 | - | - | 336.8 | 14 | 700.2 | 20 | Seloo |
| 6 | देवळी | - | - | - | - | - | - | - | - | - | - | 388.2 | 12 | 458.6 | 17 | Devali |
| 7 | हिंगाघाट | - | - | - | - | - | - | - | - | - | - | 353.1 | 11 | 577.8 | 20 | Hinganghat |
| 8 | समुद्रपूर | 6 | 1 | - | - | - | - | - | - | - | - | 390 | 13 | 535.2 | 22 | Samudrpur |
| XXXII | नागपूर (जिल्हा) | | | | | | | | | | | | | | | Nagpur (Dist.) |
| 1 | नागपूर (शहर) | - | - | - | - | - | - | - | - | - | - | 318 | 8 | 505.9 | 20 | Nagpur city |
| 2 | नागपूर (ग्रामीण) | - | - | - | - | - | - | - | - | 1.9 | 0 | 342.6 | 11 | 504.1 | 21 | Nagpur gramin |
| 3 | कामठी | - | - | - | - | - | - | - | - | - | - | 423 | 10 | 415.1 | 20 | Kamthi |
| 4 | हिंगणी | - | - | - | - | - | - | - | - | - | - | 346.9 | 16 | 487.5 | 18 | Hingni |
| 5 | रामटेक | - | - | - | - | - | - | - | - | - | - | 274.6 | 10 | 512.3 | 21 | Ramtek |
| 6 | पारशिवनी | - | - | - | - | - | - | - | - | - | - | 348.4 | 10 | 469.8 | 20 | Parshiwani |
| 7 | मौदा | - | - | - | - | - | - | - | - | - | - | 470.6 | 13 | 500.4 | 24 | Maudha |
| 8 | काटोल | - | - | - | - | - | - | - | - | - | - | 279.5 | 12 | 371.2 | 17 | Katol |
| 9 | नरखेड | - | - | - | - | - | - | - | - | - | - | 226.2 | 10 | 386.6 | 19 | Narkhed |
| 10 | सावनेर | - | - | - | - | - | - | - | - | - | - | 310.4 | 16 | 520.6 | 21 | Savner |
| 11 | कळमेश्वर | - | - | - | - | - | - | - | - | - | - | 374.1 | 12 | 415.4 | 20 | Kalmeshwar |
| 12 | उमरेड | - | - | - | - | - | - | - | - | - | - | 455.2 | 14 | 502 | 20 | Umrer |
| 13 | भिवापूर | - | - | - | - | - | - | - | - | - | - | 416.6 | 14 | 659.9 | 20 | Bhiwapur |
| 14 | कुही | - | - | - | - | - | - | - | - | - | - | 433.8 | 14 | 618 | 23 | Kuhi |
| XXXIII | भंडारा (जिल्हा) | | | | | | | | | | | | | | | Bhandara (Dist.) |
| 1 | भंडारा | - | - | - | - | - | - | - | - | - | - | 443 | 11 | 672.9 | 25 | Bhandara |
| 2 | मोहाडी | - | - | - | - | - | - | - | - | - | - | 227.5 | 12 | 412.2 | 22 | Mohadi |
| 3 | तुमसर | - | - | - | - | - | - | - | - | - | - | 244.9 | 12 | 450.4 | 22 | Tumsar |
| 4 | पौनी | - | - | - | - | - | - | - | - | - | - | 503.2 | 12 | 717.9 | 23 | Pavni |
| 5 | साकोली | - | - | - | - | - | - | - | - | - | - | 361.2 | 12 | 692.8 | 26 | Sakoli |
| 6 | लखानदूर | - | - | - | - | - | - | - | - | - | - | 522.3 | 11 | 830 | 21 | Lakhandur |
| 7 | लाखनी | - | - | - | - | - | - | - | - | - | - | 377.5 | 13 | 690.7 | 25 | Lakhani |
| XXXIV | गोंदिया (जिल्हा) | | | | | | | | | | | | | | | Gondia (Dist.) |
| 1 | गोंदिया | - | - | - | - | - | - | - | - | - | - | 205 | 11 | 948.1 | 26 | Gondia |
| 2 | आमगांव | - | - | - | - | - | - | - | - | - | - | 514.1 | 17 | 978 | 23 | Amgaon |

तक्ता क्रमांक /TABLE No.2.2 contd...

| (1) | (2) | (3) | (4) | (5) | (6) | (7) | (8) | (9) | (10) | (11) | (12) | (13) | (14) | (15) | (16) | (2) |
|--------------|---------------------------|-----|-----|-----|-----|-----|-----|-----|------|------|------|-------|------|---------|------|---------------------------|
| 3 | तिरोडा | - | - | - | - | - | - | - | - | - | - | 291.6 | 11 | 536.7 | 22 | Tiroda |
| 4 | गोरेगाव | - | - | - | - | - | - | - | - | - | - | 276.5 | 12 | 808.7 | 25 | Goregaon |
| 5 | सालेकसा | - | - | - | - | - | - | - | - | - | - | 315.4 | 12 | 1,119.3 | 24 | Salekasa |
| 6 | देवरी | - | - | - | - | - | - | - | - | - | - | 590.4 | 13 | 820.9 | 22 | Devari |
| 7 | मोरगांव अर्जूनी | - | - | - | - | - | - | - | - | - | - | 538.4 | 13 | 694.7 | 23 | Morgaon arjuni |
| 8 | सडक अर्जूनी | - | - | - | - | - | - | - | - | - | - | 391.3 | 12 | 804 | 24 | Sadak arjuni |
| XXXV | चंद्रपूर (जिल्हा) | | | | | | | | | | | | | | | Chandrapur (Dist.) |
| 1 | चंद्रपूर | - | - | - | - | - | - | - | - | - | - | 374.7 | 15 | 600.1 | 17 | Chandrapur |
| 2 | मूल | - | - | - | - | - | - | - | - | - | - | 389.4 | 14 | 607.8 | 20 | Mul |
| 3 | गोंडपिंपरी | - | - | - | - | - | - | - | - | - | - | 294.8 | 10 | 746.8 | 15 | Gondpimpri |
| 4 | वरोरा | - | - | - | - | - | - | - | - | - | - | 604.3 | 11 | 739.5 | 23 | Varora |
| 5 | भद्रावती | - | - | - | - | - | - | - | - | - | - | 530.9 | 14 | 711.5 | 25 | Bhdravati |
| 6 | चिमूर | - | - | - | - | - | - | - | - | - | - | 544.6 | 16 | 688.8 | 21 | Chimur |
| 7 | ब्रम्हपुरी | - | - | - | - | - | - | - | - | - | - | 503.2 | 14 | 703.5 | 23 | Bramhpuri |
| 8 | नागभिड | - | - | - | - | - | - | - | - | - | - | 455.5 | 16 | 507.5 | 23 | Nagbhid |
| 9 | सिंदेवाही | - | - | - | - | - | - | - | - | - | - | 344.8 | 13 | 567.3 | 24 | Sindhewahi |
| 10 | राजुरा | - | - | - | - | - | - | - | - | - | - | 343.7 | 12 | 785 | 18 | Rajura |
| 11 | कोरपणा | - | - | - | - | - | - | - | - | - | - | 412.6 | 13 | 723.3 | 19 | Korpana |
| 12 | सावली | - | - | - | - | - | - | - | - | 0.7 | 0 | 264.5 | 15 | 546.5 | 23 | Savali |
| 13 | बल्लरपूर | - | - | - | - | - | - | - | - | - | - | 432.2 | 12 | 724.8 | 17 | Ballarpur |
| 14 | पोमभूरणा | - | - | - | - | - | - | - | - | - | - | 287.7 | 12 | 839.4 | 18 | Pombhurna |
| 15 | जिवती | - | - | - | - | - | - | - | - | - | - | 361.6 | 13 | 717.4 | 21 | Jivati |
| XXXVI | गडचिरोली (जिल्हा) | | | | | | | | | | | | | | | Gadchiroli (Dist.) |
| 1 | गडचिरोली | - | - | - | - | - | - | - | - | - | - | 377.5 | 15 | 773.3 | 25 | Gadchiroli |
| 2 | कुरखेडा | - | - | - | - | - | - | - | - | - | - | 113.1 | 11 | 778.9 | 24 | Kurkheda |
| 3 | आरमोरी | - | - | - | - | - | - | - | - | - | - | 177.2 | 11 | 901.4 | 25 | Armor |
| 4 | चामोर्शी | - | - | - | - | - | - | - | - | - | - | 171.9 | 9 | 874.3 | 24 | Chamorshi |
| 5 | सिरोंचा | - | - | - | - | - | - | - | - | - | - | 181.4 | 13 | 725.7 | 21 | Sironcha |
| 6 | अहेरी | - | - | - | - | - | - | - | - | - | - | 382.6 | 11 | 905.8 | 25 | Aheri |
| 7 | इटापल्ली | - | - | - | - | - | - | - | - | - | - | 484.7 | 12 | 805.3 | 24 | Etapalli |
| 8 | धानोरा | - | - | - | - | - | - | - | - | - | - | 172.3 | 10 | 967.5 | 27 | Dhanora |
| 9 | कोरची | - | - | - | - | - | - | - | - | - | - | 309.9 | 12 | 723.4 | 25 | Korchi |
| 10 | देसाईगंज | - | - | - | - | - | - | - | - | - | - | 585.2 | 15 | 765.2 | 26 | Desaiganj wadsa |
| 11 | मुलचेरा | - | - | - | - | - | - | - | - | - | - | 627.8 | 16 | 876.8 | 20 | Mulchera |
| 12 | भामरागड | - | - | - | - | - | - | - | - | - | - | 708 | 16 | 980.4 | 26 | Bhamragad |

तक्ता क्रमांक /TABLE No.2.2 contd...

| अ.क्र. Sr. No. | केंद्र | ऑगस्ट /August | | सप्टेंबर /September | | ऑक्टोबर / October | | नोव्हेंबर /November | | डिसेंबर / December | | एकूण वार्षिक / Total Yearly Rainfall | | Centers |
|-------------------|-----------------------------|------------------|----------------------------------|---------------------|----------------------------------|-------------------|----------------------------------|---------------------|----------------------------------|--------------------|----------------------------------|---|----------------------------------|---------------------------|
| | | पाऊस Rainfall | पावसाचे दिवस Rainy days | पाऊस Rainfall | पावसाचे दिवस Rainy days | पाऊस Rainfall | पावसाचे दिवस Rainy days | पाऊस Rainfall | पावसाचे दिवस Rainy days | पाऊस Rainfall | पावसाचे दिवस Rainy days | पाऊस Rainfall | पावसाचे दिवस Rainy days | |
| (1) | (2) | (17) | (18) | (19) | (20) | (21) | (22) | (23) | (24) | (25) | (26) | (27) | (28) | (2) |
| I | मुंबई (जिल्हा) | | | | | | | | | | | | | Mumbai (Dist.) |
| 1 | कुलाबा | N.A. | N.A. | N.A. | N.A. | N.A. | N.A. | N.A. | N.A. | N.A. | N.A. | N.A. | N.A. | Coloba |
| II | मुंबई उपनगर (जिल्हा) | | | | | | | | | | | | | Mumbai Sub (Dist.) |
| 1 | अंधेरी | N.A. | N.A. | N.A. | N.A. | N.A. | N.A. | N.A. | N.A. | N.A. | N.A. | N.A. | N.A. | Andheri |
| III | ठाणे (जिल्हा) | | | | | | | | | | | | | Thane (Dist.) |
| 1 | ठाणे | 413.6 | 28 | 300.5 | 22 | 70.4 | 8 | 0 | 0 | - | - | 3,264.8 | 113 | Thane |
| 2 | कल्याण | 412.8 | 24 | 300 | 18 | 63.2 | 5 | 0 | 0 | - | - | 2,932.1 | 98 | Kalyan |
| 3 | मुरबाड | 556.6 | 28 | 374.4 | 22 | 100.4 | 15 | 0 | 0 | - | - | 3,011.5 | 118 | Murbad |
| 4 | भिवंडी | 459.3 | 25 | 333.4 | 21 | 53.3 | 6 | - | - | - | - | 2,957.2 | 104 | Bhivandi |
| 5 | शहापूर | 699.3 | 28 | 231.7 | 19 | 37.3 | 5 | - | - | - | - | 3,037.6 | 107 | Shahapur |
| 6 | उल्हासनगर | 467 | 23 | 346.4 | 18 | 84.2 | 4 | 0 | 0 | - | - | 3,332.1 | 98 | Ulhasnagar |
| 7 | अंबरनाथ | 492.2 | 28 | 271.3 | 16 | 18.6 | 2 | - | - | - | - | 3,080.4 | 99 | Ambarnath |
| IV | रायगड (जिल्हा) | | | | | | | | | | | | | Raigadh (Dist.) |
| 1 | अलिबाग | 187.9 | 21 | 246.3 | 16 | 52.3 | 4 | 35 | 1 | - | - | 2,456.7 | 97 | Alibag |
| 2 | पनवेल | 366.3 | 24 | 323 | 16 | 57 | 4 | - | - | - | - | 3,159.4 | 99 | Panwel |
| 3 | कर्जत | 512.8 | 28 | 212.4 | 14 | 67.8 | 4 | 0 | 0 | - | - | 3,107.2 | 102 | Karjat |
| 4 | खालापूर | 460.4 | 26 | 241.2 | 13 | 72 | 6 | - | - | - | - | 2,985.7 | 100 | Khalapur |
| 5 | उरण | 260.1 | 24 | 208.9 | 16 | 14 | 3 | - | - | - | - | 3,590.6 | 98 | Uran |
| 6 | सुधागड (पाली) | 418.5 | 28 | 229.4 | 16 | 94.3 | 8 | - | - | - | - | 3,115.8 | 109 | Sudhagad |
| 7 | पेण | 323.4 | 26 | 241.4 | 15 | 10 | 2 | - | - | - | - | 3,264.8 | 97 | Pen |
| 8 | महाड | 596.4 | 31 | 282.4 | 22 | 89.3 | 10 | - | - | - | - | 3,482.1 | 120 | Mahad |
| 9 | माण्गाव | 386 | 28 | 377.7 | 19 | 63 | 6 | - | - | - | - | 3,535.6 | 109 | Mangaon |
| 10 | रोहा | 337.3 | 23 | 297.9 | 20 | 63.7 | 5 | 0 | 0 | - | - | 3,331.4 | 104 | Roha |
| 11 | पोलादपूर | 615.5 | 30 | 413.2 | 22 | 183.5 | 10 | 0 | 0 | - | - | 3,945.3 | 120 | Poladpur |
| 12 | मुरुड | 174.2 | 16 | 222.3 | 18 | 48 | 4 | - | - | - | - | 2,804.2 | 95 | Murud |
| 13 | श्रीवर्धन | 202.5 | 17 | 261.4 | 14 | 114.5 | 5 | - | - | - | - | 2,911.2 | 89 | Shriwardhan |
| 14 | म्हसाळा | 432.9 | 28 | 290.5 | 15 | 163 | 4 | - | - | - | - | 3,500.9 | 103 | Mahasala |
| 15 | तळा | 385.5 | 24 | 349 | 16 | 114 | 3 | - | - | - | - | 4,471 | 97 | Tala |

तक्ता क्रमांक /TABLE No.2.2 contd...

| (1) | (2) | (17) | (18) | (19) | (20) | (21) | (22) | (23) | (24) | (25) | (26) | (27) | (28) | (2) |
|-------------|----------------------------|-------|------|-------|------|-------|------|------|------|------|------|---------|------|---------------------------|
| V | रत्नागिरी (जिल्हा) | | | | | | | | | | | | | Ratnagiri (Dist.) |
| 1 | चिपळूण | 752.8 | 30 | 455 | 21 | 291.6 | 11 | - | - | - | - | 4,958.1 | 120 | Chiplun |
| 2 | दापोली | 505.8 | 29 | 0.8 | 0 | - | - | - | - | - | - | 3,896.9 | 83 | Dapoli |
| 3 | खेड | 830.2 | 31 | 442.5 | 23 | 274.1 | 11 | 0 | 0 | - | - | 5162 | 123 | Khed |
| 4 | गुहागर | 605.1 | 29 | 0 | 0 | - | - | - | - | - | - | 3,754.7 | 89 | Guhagar |
| 5 | मंडणगड | 556.9 | 30 | 295.9 | 18 | 163.9 | 7 | - | - | - | - | 4418 | 112 | Mandangad |
| 6 | रत्नागिरी (टी) | 460.2 | 28 | 272.6 | 19 | 214.8 | 11 | - | - | - | - | 3,283.7 | 115 | Ratnagiri |
| 5 | संगमेश्वर | 686 | 28 | 430 | 23 | 177.3 | 5 | - | - | - | - | 4,740.5 | 117 | Sangameshwar |
| 6 | राजापूर | 610.7 | 28 | 346.9 | 23 | 142.6 | 8 | - | - | - | - | 3,760.1 | 115 | Rajapur |
| 7 | लांजा | 763.6 | 28 | 295.2 | 21 | 188 | 7 | - | - | - | - | 4,018.1 | 113 | Lanja |
| VI | सिंधुदुर्ग (जिल्हा) | | | | | | | | | | | | | Sindhudurg (Dist.) |
| 1 | देवगड | 674.5 | 31 | 359.6 | 22 | 119.6 | 7 | 0 | 0 | - | - | 4,098.3 | 112 | Devgad |
| 2 | मालवण | 488.2 | 25 | 275.9 | 20 | 74.7 | 3 | 0 | 0 | - | - | 3,341.7 | 104 | Malwan |
| 3 | सावंतवाडी | 815.4 | 30 | 425.9 | 23 | 158.9 | 9 | 0 | 0 | - | - | 4,617 | 120 | Sawantwadi |
| 4 | वेंगुर्ला | 443.1 | 27 | 267.7 | 20 | 126.6 | 6 | - | - | - | - | 3,195.9 | 110 | Vengurla |
| 5 | कावली | 643.1 | 31 | 455 | 25 | 126.3 | 13 | 0 | 0 | - | - | 4,033.1 | 126 | Kankawali |
| 6 | कुडाळ | 559.2 | 26 | 351.7 | 23 | 93.8 | 8 | - | - | - | - | 3,403.3 | 112 | Kudal |
| 7 | वैभववाडी | 866.9 | 30 | 682.5 | 25 | 187.9 | 13 | 0 | 0 | - | - | 5,261.1 | 126 | Vaibhavwadi |
| 8 | दोडामार्ग | 825.1 | 28 | 362.2 | 21 | 193.6 | 9 | 0 | 0 | - | - | 4,652.2 | 115 | Dodamarg |
| VII | पालघर | | | | | | | | | | | | | Palghar (Dist.) |
| 1 | वसई | 279.2 | 21 | 144 | 10 | 83.8 | 5 | 0 | 0 | - | - | 2,417.5 | 87 | Vasai |
| 2 | वाडा | 489.2 | 26 | 386.6 | 18 | 119.5 | 5 | 0 | 0 | - | - | 3,119.7 | 103 | Wada |
| 3 | डहाणू | 535.8 | 22 | 405.2 | 12 | 96 | 4 | - | - | - | - | 2,842.5 | 94 | Dahanu |
| 4 | पालघर | 362.4 | 22 | 285.7 | 14 | 150.4 | 10 | - | - | - | - | 2,974.3 | 96 | Palghar |
| 5 | जव्हार | 752.8 | 26 | 380 | 15 | 103 | 5 | - | - | - | - | 3,411.4 | 100 | Javhar |
| 6 | मोखाडा | 707.5 | 31 | 364 | 18 | 84.7 | 6 | - | - | - | - | 2,820.6 | 108 | Mokhada |
| 7 | तलासरी | 618 | 20 | 505.9 | 10 | 136.5 | 6 | - | - | - | - | 3,206.4 | 88 | Talasari |
| 8 | विक्रमगड | 594.8 | 22 | 399.9 | 13 | 154.4 | 7 | - | - | - | - | 3,080.9 | 92 | Vikramgad |
| VIII | नाशिक (जिल्हा) | | | | | | | | | | | | | Nasik (Dist.) |
| 1 | मालेगाव | 146.7 | 12 | 92.8 | 10 | 96.7 | 9 | 0 | 0 | - | - | 663.8 | 54 | Malegaon |
| 2 | बागलाण | 115.1 | 10 | 225.1 | 13 | 73.7 | 8 | 0 | 0 | - | - | 622.8 | 53 | Baglan |
| 3 | कळवण | 143.6 | 15 | 168 | 11 | 53.7 | 5 | - | - | - | - | 765.9 | 65 | Kalwan |
| 4 | नांदगाव | 130.8 | 12 | 102.2 | 10 | 135.5 | 8 | 0 | 0 | - | - | 640.1 | 57 | Nandgaon |

तक्ता क्रमांक /TABLE No.2.2 contd...

| (1) | (2) | (17) | (18) | (19) | (20) | (21) | (22) | (23) | (24) | (25) | (26) | (27) | (28) | (2) |
|-----------|---------------------------|-------|------|-------|------|-------|------|------|------|------|------|---------|------|--------------------------|
| 5 | सुरगणा | 387.3 | 25 | 297.9 | 17 | 69.3 | 8 | 0 | 0 | - | - | 1,853.4 | 101 | Surgana |
| 6 | नाशिक | 129.8 | 10 | 167.6 | 13 | 29 | 3 | 5.6 | 1 | - | - | 730.9 | 63 | Nasik |
| 7 | दिडोरी | 206.5 | 15 | 149.3 | 11 | 24.2 | 4 | 0 | 0 | - | - | 961.7 | 69 | Dindori |
| 8 | इतपुरी | 471.8 | 25 | 362.3 | 22 | 44.2 | 7 | - | - | - | - | 2213 | 109 | Egatpuri |
| 9 | पेठ | 390.6 | 26 | 313.2 | 14 | 93.4 | 7 | - | - | - | - | 1,956.6 | 100 | Peth |
| 10 | निफाड | 85.2 | 10 | 114.2 | 13 | 95 | 8 | - | - | - | - | 558.6 | 59 | Niphad |
| 11 | सिन्नर | 58.9 | 7 | 115.6 | 10 | 72.3 | 7 | 1.9 | 0 | - | - | 479.7 | 43 | Sinnar |
| 12 | येवला | 66.7 | 6 | 115.7 | 9 | 57.3 | 5 | 7.4 | 1 | - | - | 465.8 | 41 | Yevla |
| 13 | चांदवड | 93.6 | 8 | 67.3 | 8 | 60.2 | 8 | - | - | - | - | 440.3 | 47 | Chandwad |
| 14 | त्रिंबकेश्वर | 474.8 | 23 | 284.4 | 15 | 16.8 | 2 | - | - | - | - | 2,029.4 | 95 | Trimbakeshwar |
| 15 | देवळा | 115 | 9 | 114.9 | 9 | 64.5 | 6 | 0 | 0 | - | - | 530.7 | 43 | Devali |
| IX | धुळे (जिल्हा) | | | | | | | | | | | | | Dhule (Dist.) |
| 1 | धुळे | 178.4 | 10 | 97.4 | 8 | 106.2 | 9 | - | - | - | - | 700.3 | 59 | Dhule |
| 2 | साक्री | 124.3 | 10 | 145.4 | 10 | 34.4 | 5 | - | - | - | - | 566.1 | 54 | Sakri |
| 3 | शिरपुर | 195.3 | 10 | 251.7 | 14 | 89.4 | 7 | - | - | - | - | 1,201.7 | 64 | Shirpur |
| 4 | सिंदखेडा | 151.4 | 9 | 114.7 | 8 | 66.3 | 6 | - | - | - | - | 791 | 49 | Shindkheda |
| X | नंदुरबार (जिल्हा) | | | | | | | | | | | | | Nandurbar (Dist.) |
| 1 | नंदुरबार | 143.6 | 13 | 231.4 | 10 | 36.2 | 3 | - | - | - | - | 849.8 | 53 | Nandurbar |
| 2 | नवापुर | 337.6 | 20 | 409.2 | 13 | 43 | 3 | - | - | - | - | 1,526.6 | 76 | Navapur |
| 3 | शहादा | 163.4 | 11 | 320.9 | 11 | 60.2 | 7 | - | - | - | - | 1,040.5 | 60 | Shahada |
| 4 | तळोदा | 277.8 | 17 | 642.4 | 12 | 69.8 | 6 | - | - | - | - | 1,578 | 64 | Taloda |
| 5 | आणी | 248.3 | 13 | 661.5 | 13 | 64.3 | 5 | - | - | - | - | 1,455.4 | 60 | Akrani |
| 6 | अक्कलकुआ | 427.2 | 23 | 743.4 | 17 | 98.3 | 6 | - | - | - | - | 2,097.9 | 93 | Akkalkua |
| XI | जळगाव (जिल्हा) | | | | | | | | | | | | | Jalgaon (Dist.) |
| 1 | जळगाव | 196.7 | 12 | 187.3 | 7 | 48.7 | 5 | - | - | - | - | 987.5 | 57 | Jalgaon |
| 2 | भुसावळ | 205.8 | 13 | 225.5 | 10 | 34.8 | 3 | - | - | - | - | 942.4 | 56 | Bhusawal |
| 3 | यावल | 198.7 | 12 | 190.6 | 6 | 115.6 | 8 | - | - | - | - | 1,016.1 | 60 | Yaval |
| 4 | रावेर | 175.2 | 10 | 162.3 | 7 | 91.9 | 8 | 0 | 0 | - | - | 784.5 | 55 | Raver |
| 5 | इदलाबाद मुकाईनगर | 130.5 | 8 | 159.7 | 6 | 48.1 | 5 | - | - | - | - | 753.6 | 43 | Edlabad mukainagar |
| 6 | अमळनेर | 181.3 | 11 | 127.9 | 6 | 64.8 | 6 | - | - | - | - | 769.5 | 54 | Amalner |
| 7 | चोपडा | 218.8 | 12 | 274.2 | 8 | 77.5 | 6 | - | - | - | - | 1,186.9 | 57 | Chopda |
| 8 | एरंडोल | 208.9 | 12 | 151.6 | 6 | 41.6 | 5 | - | - | - | - | 932.2 | 59 | Erandol |
| 9 | पारोळा | 333.6 | 17 | 172.6 | 10 | 111.8 | 8 | - | - | - | - | 1,059 | 70 | Parola |

तक्ता क्रमांक /TABLE No.2.2 contd...

| (1) | (2) | (17) | (18) | (19) | (20) | (21) | (22) | (23) | (24) | (25) | (26) | (27) | (28) | (2) |
|-------------|--------------------------|-------|------|-------|------|-------|------|------|------|------|------|---------|------|----------------------------|
| 10 | चालिसगाव | 201.3 | 12 | 192.4 | 11 | 73.7 | 6 | 0 | 0 | - | - | 817.8 | 58 | Chalisgaon |
| 11 | जामनेर | 186.2 | 16 | 138.6 | 7 | 32.6 | 6 | - | - | - | - | 728.5 | 61 | Jamner |
| 12 | पाचोरा | 264.9 | 14 | 145.4 | 8 | 48.6 | 5 | - | - | - | - | 871.4 | 59 | Pachora |
| 13 | भडगाव | 248.8 | 13 | 188 | 8 | 65.9 | 7 | - | - | - | - | 928.3 | 59 | Bhadgaon |
| 14 | धरणगाव | 215.4 | 13 | 241.4 | 8 | 68.7 | 7 | - | - | - | - | 1,023.8 | 60 | Dharangaon |
| 15 | बोधवाडा | 168.8 | 9 | 211.2 | 8 | 34 | 4 | - | - | - | - | 925.6 | 49 | Bodhwada |
| XII | अहमदनगर (जिल्हा) | | | | | | | | | | | | | Ahamadnagar (Dist.) |
| 1 | अहमदनगर | 41.2 | 4 | 132.9 | 12 | 116.3 | 8 | 0 | 0 | - | - | 550.7 | 42 | Nagar |
| 2 | पारनेर | 29.3 | 3 | 206.7 | 13 | 40.8 | 2 | - | - | - | - | 539.5 | 35 | Parner |
| 3 | श्रीगोंदा | 28 | 2 | 286.2 | 12 | 69.6 | 7 | 0 | 0 | - | - | 627.8 | 41 | Shrigonda |
| 4 | कर्जत | 37.4 | 4 | 203.3 | 13 | 51.8 | 6 | - | - | - | - | 532.6 | 41 | Karjat |
| 5 | जामखेड | 70.5 | 9 | 168.7 | 11 | 54.1 | 7 | 0 | 0 | - | - | 568.4 | 49 | Jamkhed |
| 6 | शेवगाव | 52.6 | 6 | 175.3 | 13 | 48.7 | 5 | - | - | - | - | 532 | 45 | Shegaon |
| 7 | पाथर्डी | 46.7 | 6 | 185.6 | 12 | 85.9 | 5 | - | - | - | - | 538.5 | 42 | Pathardi |
| 8 | नेवासा | 48 | 4 | 134.9 | 10 | 92.9 | 6 | 25 | 1 | - | - | 533.7 | 39 | Newasa |
| 9 | राहुरी | 35 | 4 | 146.8 | 9 | 73.5 | 6 | 0.3 | 0 | 0 | 0 | 502.2 | 37 | Rahuri |
| 10 | संगमनेर | 40.9 | 4 | 136.9 | 10 | 82.6 | 5 | 0 | 0 | 20 | 1 | 467.9 | 35 | Sangamner |
| 11 | ओला | 169.2 | 16 | 164 | 14 | 32.6 | 4 | - | - | - | - | 875.4 | 75 | Akola |
| 12 | कोपरगाव | 56.5 | 5 | 85.8 | 5 | 58.8 | 5 | 0 | 0 | - | - | 390.7 | 31 | Kopargaon |
| 13 | श्रीरांपूर | 41.2 | 7 | 152.2 | 8 | 85.4 | 5 | 42.5 | 1 | - | - | 489.8 | 35 | Shrirampur |
| 14 | रहाटा | 58.7 | 6 | 158.3 | 7 | 84.9 | 7 | 11.6 | 1 | - | - | 547.4 | 39 | Rahata |
| XIII | पुणे (जिल्हा) | | | | | | | | | | | | | Pune (Dist.) |
| 1 | पुणे | 1 | 0 | 45 | 3 | - | - | - | - | - | - | 331.7 | 18 | Pune city |
| 2 | हवेली | 32.7 | 4 | 103.3 | 12 | - | - | - | - | - | - | 478.7 | 50 | Haveli pune |
| 3 | मुळशी | 285.3 | 23 | 249.9 | 12 | - | - | - | - | - | - | 2,186.8 | 90 | Mulshi paud |
| 4 | भोर | 308.2 | 27 | 273.4 | 13 | - | - | - | - | - | - | 1,726.5 | 92 | Bhor |
| 5 | मावळ | 375.6 | 26 | 175.7 | 15 | 73.1 | 8 | 0 | 0 | - | - | 2,585.8 | 105 | Maval wadgaon |
| 6 | वेल्ले | 289.6 | 27 | 188.2 | 14 | - | - | - | - | - | - | 1,889.6 | 96 | Velhe |
| 7 | जुन्नर | 166.1 | 19 | 178.1 | 12 | 54.7 | 5 | 29 | 1 | - | - | 1,126.1 | 80 | Junnar |
| 8 | खेड | 77.6 | 9 | 194.6 | 8 | - | - | - | - | - | - | 771.7 | 60 | Khed Rajgurunagar |
| 9 | आंबेगाव (जी. गाव) | 47.2 | 4 | 221.5 | 11 | 43 | 4 | 0 | 0 | - | - | 745.2 | 54 | Ambegaon |
| 10 | शिरूर | 19.4 | 2 | 293 | 12 | 80 | 7 | - | - | - | - | 661 | 45 | Shirur ghodnandi |
| 11 | बारामती | 26.7 | 3 | 261.5 | 11 | - | - | - | - | - | - | 469.5 | 32 | Baramati |

तक्ता क्रमांक /TABLE No.2.2 contd...

| (1) | (2) | (17) | (18) | (19) | (20) | (21) | (22) | (23) | (24) | (25) | (26) | (27) | (28) | (2) |
|------------|--------------------------|--------|------|-------|------|-------|------|------|------|------|------|---------|------|------------------------|
| 12 | इंदापूर | 46.9 | 4 | 228.5 | 9 | - | - | 0 | 0 | - | - | 477.7 | 36 | Indapur |
| 13 | दौंड | 23.7 | 2 | 293.1 | 10 | - | - | - | - | - | - | 591.2 | 34 | Daund |
| 14 | पुरंदर | 26.7 | 2 | 248.8 | 12 | 17.5 | 1 | 13 | 1 | - | - | 574.3 | 43 | Purandar Saswad |
| XIV | सोलापूर (जिल्हा) | | | | | | | | | | | | | Solapur (Dist.) |
| 1 | उत्तर सोलापूर | 40.2 | 5 | 166.4 | 15 | 24.5 | 4 | 9 | 1 | - | - | 545.1 | 48 | N.solapur |
| 2 | दक्षिण सोलापूर | 38.7 | 5 | 204.1 | 14 | 41.2 | 7 | 0 | 0 | - | - | 510.6 | 42 | S.solapur |
| 3 | बारशी | 52.8 | 6 | 182 | 12 | 27.2 | 5 | 0 | 0 | - | - | 543.2 | 46 | Barshi |
| 4 | अक्कलकोट | 46.9 | 5 | 207 | 17 | 76.5 | 6 | 26.6 | 2 | - | - | 622.8 | 52 | Akkalkot |
| 5 | मोहोळ | 54.7 | 5 | 214.9 | 9 | 21.1 | 3 | 0 | 0 | - | - | 531.8 | 34 | Mohol |
| 6 | माढा | 47.2 | 6 | 204.2 | 11 | 23.4 | 4 | 0 | 0 | - | - | 602.4 | 44 | Madha |
| 7 | करमाळा | 44.6 | 3 | 213.4 | 11 | 25 | 3 | 0 | 0 | - | - | 506.8 | 39 | Karmala |
| 8 | पंढरपूर | 44.9 | 4 | 257.7 | 11 | 37.3 | 5 | 0 | 0 | - | - | 577.9 | 38 | Pandharpur |
| 9 | सांगोला | 26.2 | 4 | 261 | 12 | 36.2 | 5 | 2.3 | 0 | - | - | 457.3 | 35 | Sangola |
| 10 | माळशिरस | 27.7 | 3 | 284.3 | 12 | 54.5 | 5 | 0 | 0 | - | - | 597 | 42 | Malshiras |
| 11 | मंगलवेढा | 25.7 | 3 | 247.5 | 14 | 21.6 | 4 | 0 | 0 | - | - | 444 | 37 | Mangalwedha |
| XV | सातारा (जिल्हा) | | | | | | | | | | | | | Satara (Dist.) |
| 1 | सातारा | 173.3 | 12 | 239.2 | 13 | 61.2 | 4 | 0 | 0 | - | - | 1,182.3 | 79 | Satara |
| 2 | जावळी (मेढा) | 236.5 | 16 | 298.5 | 19 | 94.1 | 4 | 0 | 0 | - | - | 1,788.5 | 92 | Javli medha |
| 3 | पाटण | 267.7 | 21 | 88.8 | 10 | 47.4 | 8 | 0 | 0 | - | - | 1,498.4 | 92 | Patan |
| 4 | कराड | 69.4 | 5 | 112.8 | 11 | 28.6 | 4 | 0 | 0 | - | - | 570.1 | 57 | Karad |
| 5 | कोरेगाव | 52.7 | 3 | 236.5 | 13 | 35.5 | 3 | 14 | 1 | - | - | 595.9 | 45 | Koregaon |
| 6 | खटाव | 43.1 | 3 | 289.3 | 13 | 34.2 | 6 | 0 | 0 | - | - | 602 | 48 | Khataav vaduj |
| 7 | माण | 14 | 2 | 237.7 | 12 | 29 | 2 | 0 | 0 | - | - | 392.6 | 30 | Man dahiwadi |
| 8 | फलटण | 19.2 | 2 | 258.6 | 12 | 28 | 4 | 0 | 0 | - | - | 486.5 | 36 | Phaltan |
| 9 | खंडाळा | 51.5 | 3 | 239.6 | 9 | 46.4 | 4 | 4 | 1 | - | - | 633.7 | 48 | Khandala |
| 10 | वाई | 71.8 | 3 | 256 | 12 | 34.3 | 2 | 0 | 0 | - | - | 885.4 | 56 | Wai |
| 11 | महाबळेश्वर | 1113.6 | 31 | 592.4 | 23 | 155.5 | 7 | 0 | 0 | - | - | 3,820.4 | 117 | Mahableshwar |
| XVI | सांगली (जिल्हा) | | | | | | | | | | | | | Sangli (Dist.) |
| 1 | मिरज | 36.7 | 4 | 178.5 | 11 | 112.2 | 5 | - | - | - | - | 523.6 | 42 | Miraj |
| 2 | जत | 23 | 2 | 208.1 | 13 | 66.7 | 7 | - | - | - | - | 437.5 | 33 | Jath |
| 3 | खानापूर | 42.6 | 5 | 258.2 | 12 | 37.8 | 6 | 0 | 0 | - | - | 591.7 | 50 | Khanapur vita |
| 4 | वाळवा | 41.1 | 3 | 77.3 | 8 | 42.8 | 5 | - | - | - | - | 396.4 | 43 | Valva eslampur |
| 5 | तासगाव | 39.4 | 6 | 209.3 | 12 | 38.2 | 3 | - | - | - | - | 421 | 38 | Tasgaon |

तक्ता क्रमांक /TABLE No.2.2 contd...

| (1) | (2) | (17) | (18) | (19) | (20) | (21) | (22) | (23) | (24) | (25) | (26) | (27) | (28) | (2) |
|--------------|---------------------------|--------|------|-------|------|-------|------|------|------|------|------|---------|------|---------------------------|
| 6 | शिराळा | 171.5 | 18 | 61.6 | 8 | 26.9 | 3 | - | - | - | - | 1,108 | 79 | Shirala |
| 7 | आटपाडी | 14.7 | 2 | 220.5 | 7 | 65.5 | 6 | - | - | - | - | 436.7 | 29 | Atpadi |
| 8 | कवठेमहांकाळ | 24.7 | 4 | 196.4 | 11 | 55.2 | 5 | 0 | 0 | - | - | 404.3 | 35 | Kavthemahankal |
| 9 | पळुस | 36.6 | 3 | 114.8 | 8 | 46.8 | 3 | - | - | - | - | 350.5 | 35 | Palus |
| 10 | कडेगाव | 46 | 4 | 143.2 | 10 | 13.8 | 2 | - | - | - | - | 434.7 | 46 | Kadegaon |
| XVII | कोल्हापूर (जिल्हा) | | | | | | | | | | | | | Kolhapur (Dist.) |
| 1 | हातकांगले | 64.9 | 7 | 127.3 | 11 | 72.7 | 3 | 0 | 0 | 0 | 0 | 515.8 | 50 | Hatkanangle |
| 2 | शिरोळ | 32.1 | 3 | 98.8 | 11 | 81.6 | 6 | 0 | 0 | 0 | 0 | 318.5 | 32 | Shirol |
| 3 | पन्हाळा | 229.5 | 17 | 105.6 | 11 | 16 | 1 | 1.6 | 0 | 0 | 0 | 1,276.3 | 80 | Panhala |
| 4 | शाहूवाडी | 459.1 | 27 | 181.2 | 16 | 91.5 | 11 | 0 | 0 | 0 | 0 | 2,446.7 | 107 | Shahuwadi |
| 5 | राधानगरी | 358.4 | 21 | 85.1 | 11 | 29.9 | 3 | 0 | 0 | 0 | 0 | 1,950.2 | 89 | Radhanagari |
| 6 | गगनबावडा | 1177.5 | 30 | 352.5 | 23 | 128 | 7 | 0 | 0 | 0 | 0 | 5,865.5 | 117 | Bavda |
| 7 | करवीर | 136.4 | 11 | 62.3 | 6 | 17.7 | 2 | 11.3 | 1 | 0 | 0 | 818.2 | 65 | Karveer kolhapur |
| 8 | कागल | 149 | 12 | 148.5 | 15 | 55.3 | 4 | 0 | 0 | 0 | 0 | 945 | 76 | Kagal |
| 9 | गडहिंग्लज | 120.5 | 9 | 155 | 15 | 69.9 | 5 | 0 | 0 | 0 | 0 | 809.7 | 71 | Gadhinglaj |
| 10 | बुधरगड | 341.4 | 25 | 143.1 | 18 | 60.6 | 5 | 0 | 0 | 0 | 0 | 1,795.2 | 100 | Bhudargad |
| 11 | आजरा | 389.3 | 21 | 183.1 | 16 | 71.5 | 7 | 0 | 0 | 0 | 0 | 1,925.6 | 99 | Ajara |
| 12 | चंदगड | 414.9 | 26 | 170.1 | 15 | 48.6 | 4 | 1.2 | 0 | 0 | 0 | 1,926.8 | 99 | Chandgad |
| XVIII | औरंगाबाद (जिल्हा) | | | | | | | | | | | | | Aurangabad (Dist.) |
| 1 | औरंगाबाद | 96.7 | 7 | 164.7 | 11 | 100.9 | 7 | 40.1 | 1 | 35 | 1 | 812.2 | 53 | Aurangabad |
| 2 | पैठण | 58.7 | 6 | 174.7 | 11 | 87 | 7 | 4.4 | 1 | 0.5 | 0 | 607 | 49 | Paiathan |
| 3 | गंगापूर | 60.7 | 7 | 151.7 | 11 | 48 | 5 | 33.6 | 1 | 4.2 | 1 | 552.4 | 49 | Gangapur |
| 4 | वैजापूर | 64.8 | 5 | 93.1 | 9 | 100 | 7 | 26 | 2 | 3.1 | 1 | 545.8 | 50 | Vaijapur |
| 5 | कन्नड | 165.9 | 12 | 175.1 | 11 | 127.1 | 7 | 21.1 | 2 | 25.4 | 1 | 871 | 65 | Kannad |
| 6 | खुलदाबाद | 111.7 | 8 | 115.3 | 9 | 61 | 5 | 31.7 | 2 | 0 | 0 | 630.9 | 50 | Khultabad |
| 7 | सिल्लोड | 207.1 | 14 | 144 | 12 | 110.5 | 7 | 1 | 0 | 3.6 | 1 | 876.7 | 70 | Sillod |
| 8 | सोयेगाव | 257.9 | 15 | 186.7 | 11 | 56.9 | 6 | 0 | 0 | 0.3 | 0 | 959.9 | 61 | Soegaon |
| 9 | फुलांबरी | 119.8 | 10 | 148.4 | 7 | 79.5 | 4 | 10.5 | 1 | 21.5 | 1 | 723.8 | 47 | Phulambari |
| XIX | जालना (जिल्हा) | | | | | | | | | | | | | Jalna (Dist.) |
| 1 | भोकरदान | 175.1 | 12 | 162.8 | 11 | 89.9 | 5 | - | - | - | - | 846 | 59 | Bhokardhan |
| 2 | जाफराबाद | 178.6 | 13 | 137.4 | 11 | 115 | 6 | - | - | - | - | 952.8 | 59 | Jafrabad |
| 3 | जालना | 132.6 | 9 | 89.4 | 5 | 100.8 | 7 | - | - | - | - | 850.3 | 54 | Jalna |
| 4 | अंबड | 99.3 | 6 | 184.7 | 12 | 98 | 8 | 29 | 1 | - | - | 793.2 | 47 | Ambad |

तक्ता क्रमांक /TABLE No.2.2 contd...

| (1) | (2) | (17) | (18) | (19) | (20) | (21) | (22) | (23) | (24) | (25) | (26) | (27) | (28) | (2) |
|-------------|----------------------------|-------|------|-------|------|-------|------|------|------|------|------|---------|------|--------------------------|
| 5 | परतूर | 124.2 | 8 | 236.5 | 12 | 98.6 | 8 | - | - | - | - | 1,016.3 | 56 | Partur |
| 6 | बदनापूर | 101.6 | 9 | 100 | 7 | 92.8 | 4 | - | - | - | - | 610.6 | 46 | Badnapur |
| 7 | धनसावंगी | 55.4 | 4 | 148.3 | 10 | 75.6 | 7 | - | - | - | - | 541.5 | 41 | Ghansangvi |
| 8 | मंथा | 110.9 | 4 | 140.9 | 8 | 72.5 | 5 | - | - | - | - | 844.6 | 43 | Mantha |
| XX | बीड (जिल्हा) | | | | | | | | | | | | | Beed (Dist.) |
| 1 | बीड | 81.5 | 9 | 160.1 | 11 | 77.3 | 8 | 2 | 0 | - | - | 688.2 | 59 | Beed |
| 2 | पाटोदा | 80.5 | 5 | 149.5 | 12 | 61.4 | 7 | - | - | - | - | 631.7 | 46 | Patoda |
| 3 | आष्टी | 40.6 | 5 | 140.2 | 12 | 68.1 | 7 | - | - | - | - | 480.3 | 44 | Ashti |
| 4 | गेवराई | 61.1 | 7 | 154.2 | 8 | 29.4 | 4 | 0 | 0 | - | - | 557.1 | 43 | Gevari |
| 5 | माजलगाव | 100.6 | 8 | 204 | 12 | 94.8 | 6 | - | - | - | - | 860.4 | 55 | Majalgaon |
| 6 | अंबेजोगाई | 161.6 | 10 | 131.6 | 10 | 94.4 | 9 | 9.3 | 1 | - | - | 869.7 | 61 | Ambejogai |
| 7 | केज | 113.3 | 9 | 124.3 | 8 | 79.4 | 4 | - | - | - | - | 651.8 | 47 | Kej |
| 8 | परळी | 122.6 | 12 | 144.4 | 8 | 102.8 | 9 | 0 | 0 | - | - | 843.2 | 61 | Parali |
| 9 | धरूर | 62.1 | 5 | 133.5 | 9 | 120.3 | 9 | 0 | 0 | - | - | 616.4 | 50 | Dharur |
| 10 | वाडवानी | 86 | 5 | 203.5 | 10 | 135.5 | 6 | - | - | - | - | 931 | 49 | Vadavani |
| 11 | शिरुरकासार | 50.6 | 5 | 132.9 | 10 | 32.7 | 4 | - | - | - | - | 461.7 | 42 | Shirur Kasar |
| XXI | लातूर (जिल्हा) | | | | | | | | | | | | | Latur (Dist.) |
| 1 | लातूर | 141.6 | 13 | 103.9 | 14 | 73.7 | 6 | 5 | 1 | - | - | 758.2 | 64 | Latur |
| 2 | औसा | 104.4 | 12 | 199.9 | 11 | 73.4 | 8 | 18 | 1 | - | - | 831.5 | 65 | Ausa |
| 3 | अहमदपूर | 181.7 | 11 | 95.7 | 9 | 129.4 | 10 | 5 | 1 | - | - | 1000 | 61 | Ahmedpur |
| 4 | निलंगा | 115.7 | 12 | 165 | 12 | 108.9 | 8 | 36 | 2 | - | - | 940.5 | 69 | Nilanga |
| 5 | उदगीर | 166.6 | 13 | 139.2 | 8 | 165.6 | 10 | 11.4 | 1 | - | - | 983.4 | 59 | Udgir |
| 6 | चाकूर | 164.4 | 13 | 84.2 | 6 | 109.4 | 9 | - | - | - | - | 851 | 62 | Chakur |
| 7 | रेनापूर | 163.1 | 12 | 142.3 | 10 | 91.5 | 10 | - | - | - | - | 867.5 | 64 | Renapur |
| 8 | देवनी | 165.8 | 15 | 152 | 11 | 151.2 | 10 | 0 | 0 | - | - | 976.6 | 64 | Davani |
| 9 | शिरुर अनंतमल | 145.7 | 13 | 160.7 | 9 | 86.4 | 6 | 11 | 1 | - | - | 874.7 | 59 | Shirur Anantmal |
| 10 | जालकोट | 119.5 | 9 | 85.5 | 7 | 136.5 | 8 | - | - | - | - | 876 | 50 | Jalkot |
| XXII | उस्मानाबाद (जिल्हा) | | | | | | | | | | | | | Osmanabad (Dist.) |
| 1 | उस्मानाबाद | 85.9 | 12 | 154.8 | 11 | - | - | - | - | - | - | 599.1 | 51 | Osmanabad |
| 2 | तुळजापूर | 68.1 | 10 | 224.6 | 14 | 42 | 3 | 12 | 1 | - | - | 752.2 | 57 | Tuljapur |
| 3 | परांडा | 65.2 | 7 | 200 | 11 | - | - | - | - | - | - | 497.5 | 40 | Paranda |
| 4 | भूम | 92.8 | 11 | 131.8 | 11 | 38.4 | 6 | 10.2 | 1 | 1.2 | 0 | 542.9 | 54 | Bhum |
| 5 | कळंब | 77.2 | 7 | 164.6 | 10 | - | - | - | - | - | - | 519.7 | 39 | Kalamb |

तक्ता क्रमांक /TABLE No.2.2 contd...

| (1) | (2) | (17) | (18) | (19) | (20) | (21) | (22) | (23) | (24) | (25) | (26) | (27) | (28) | (2) |
|--------------|--------------------------|-------|------|-------|------|-------|------|------|------|------|------|---------|------|--------------------------|
| 6 | उमरगांव | 72.2 | 6 | 241.6 | 11 | - | - | - | - | - | - | 606.8 | 43 | Umarga |
| 7 | नवीन लोहारा | 59.6 | 7 | 287.1 | 10 | 88.7 | 6 | 16.5 | 1 | - | - | 874.2 | 53 | Lohara |
| 8 | वाशी | 93 | 9 | 137.4 | 8 | - | - | - | - | - | - | 560.1 | 43 | Washi |
| XXIII | नांदेड (जिल्हा) | | | | | | | | | | | | | Nanded (Dist.) |
| 1 | नांदेड | 289.9 | 9 | 198.8 | 12 | 121.3 | 8 | 29 | 1 | - | - | 1,299.4 | 60 | Nanded |
| 2 | बिलोली | 151.4 | 9 | 98.6 | 7 | 76.6 | 7 | - | - | - | - | 905.8 | 55 | Biloli |
| 3 | मुखेड | 173.9 | 8 | 116.1 | 7 | 137.1 | 10 | 22.5 | 1 | - | - | 1,073.8 | 57 | Mukhed |
| 4 | कंधार | 174.6 | 12 | 131.2 | 12 | 81.4 | 11 | 2 | 0 | - | - | 855.5 | 66 | Kandhar |
| 5 | लोहा | 215.8 | 10 | 147 | 9 | 60.2 | 5 | 0 | 0 | - | - | 871.4 | 55 | Loha |
| 6 | हदगाव | 222.2 | 13 | 83.4 | 6 | 174.6 | 9 | - | - | - | - | 1,247.6 | 60 | Hadgaon |
| 7 | भोकर | 236.8 | 13 | 95.3 | 10 | 179.2 | 10 | 0 | 0 | - | - | 1,316.5 | 67 | Bhokar |
| 8 | देगलूर | 116.1 | 7 | 76.2 | 7 | 98.1 | 7 | 61 | 1 | - | - | 850 | 51 | Deglur |
| 9 | निवट | 274.3 | 17 | 136.8 | 11 | 149.9 | 11 | 0.7 | 0 | - | - | 1,367.9 | 75 | Kinwat |
| 10 | मुदखेड | 267.6 | 12 | 127.7 | 9 | 70 | 7 | 5.5 | 1 | - | - | 1,062.6 | 54 | Mudkhed |
| 11 | हिमायत नगर | 316.6 | 13 | 139.6 | 9 | 142.7 | 9 | - | - | - | - | 1,384.2 | 62 | Himayat Nagar |
| 12 | माहूर | 330.3 | 14 | 158.9 | 8 | 121.2 | 7 | 0 | 0 | - | - | 1,589.8 | 63 | Mahur |
| 13 | धरमाबाद | 155.4 | 9 | 181.3 | 8 | 103.7 | 6 | - | - | - | - | 926.7 | 48 | Dharmabad |
| 14 | उमरी | 215.7 | 10 | 171 | 12 | 98.1 | 9 | - | - | - | - | 1,070.8 | 63 | Umari |
| 15 | अर्धापूर | 297.1 | 14 | 139.6 | 9 | 73.3 | 5 | - | - | - | - | 1,070.3 | 59 | Ardhapur |
| 16 | नायगाव | 136 | 8 | 84.2 | 8 | 65.2 | 7 | 0 | 0 | - | - | 749 | 55 | Naigaon kh |
| XXIV | परभणी (जिल्हा) | | | | | | | | | | | | | Parabhani (Dist.) |
| 1 | परभणी | 119.8 | 9 | 170.3 | 11 | 73.2 | 9 | - | - | - | - | 769.7 | 56 | Parbhani |
| 2 | गंगाखेड | 112.8 | 7 | 114 | 9 | 47 | 8 | - | - | - | - | 727 | 51 | Gangakhed |
| 3 | पाथरी | 122.3 | 7 | 284 | 9 | 67 | 5 | - | - | - | - | 1,001.3 | 48 | Pathari |
| 4 | जिंतूर | 121.1 | 7 | 173.8 | 11 | 93.7 | 5 | 0 | 0 | - | - | 903.6 | 54 | Jintur |
| 5 | पूर्णा | 799.8 | 23 | 158.8 | 9 | 121.8 | 10 | - | - | - | - | 1,703.1 | 74 | Purna |
| 6 | पालम | 132 | 9 | 100.4 | 7 | 104 | 9 | 8 | 1 | - | - | 721.2 | 53 | Palam |
| 7 | सेलू | 120.7 | 9 | 228.6 | 13 | 93.2 | 8 | - | - | - | - | 927.5 | 52 | Seloo |
| 8 | सोनपत | 257 | 16 | 196 | 13 | 63.5 | 6 | 4.5 | 1 | - | - | 1,196 | 64 | Sonpeth |
| 9 | मनवत | 123.4 | 7 | 172 | 10 | 88.8 | 8 | - | - | - | - | 727.8 | 47 | Manvat |
| XXV | हिंगोली (जिल्हा) | | | | | | | | | | | | | Hingoli (Dist.) |
| 1 | हिंगोली | 246.1 | 16 | 137.1 | 8 | 229.4 | 8 | - | - | - | - | 1,326.1 | 60 | Hingoli |
| 2 | कळमनुरी | 227.1 | 15 | 108.4 | 7 | 164.9 | 7 | - | - | - | - | 1,153.8 | 62 | Kalmnuri |

तक्ता क्रमांक /TABLE No.2.2 contd...

| (1) | (2) | (17) | (18) | (19) | (20) | (21) | (22) | (23) | (24) | (25) | (26) | (27) | (28) | (2) |
|---------------|--------------------------|-------|------|-------|------|-------|------|------|------|------|------|---------|------|-------------------------|
| 3 | बसमत | 159.4 | 7 | 152.2 | 9 | 59.6 | 5 | - | - | - | - | 994.5 | 56 | Basmat |
| 4 | औढा नागनाथ | 221.1 | 10 | 188.7 | 10 | 77.8 | 6 | - | - | - | - | 1,295.7 | 57 | Audha |
| 5 | सेनगांव | 228.7 | 10 | 165 | 8 | 104.4 | 6 | - | - | - | - | 1,149.9 | 53 | Sengaon |
| XXVI | बुलढाणा (जिल्हा) | | | | | | | | | | | | | Buldhana (Dist.) |
| 1 | जळगाव- जामोद | 195 | 12 | 164.8 | 6 | 69.6 | 5 | 0 | 0 | - | - | 940 | 49 | Jalgaon jamod |
| 2 | संग्रामपूर | 225.6 | 15 | 164.6 | 8 | 50.7 | 5 | 0 | 0 | - | - | 1,066.7 | 52 | Sangrampur |
| 3 | चीखली | 210.7 | 16 | 122.8 | 10 | 119.6 | 6 | 0 | 0 | - | - | 952.8 | 59 | Chikhali |
| 4 | बुलढाणा | 224.6 | 14 | 147.5 | 8 | 84.5 | 4 | 0 | 0 | - | - | 995.1 | 55 | Buldhana |
| 5 | देऊळगाव राजा | 175.4 | 11 | 124.6 | 10 | 141.8 | 6 | 0 | 0 | 8 | 1 | 986.6 | 60 | Deulgaon raja |
| 6 | मेहकर | 237.7 | 17 | 123.3 | 7 | 56.3 | 3 | 0 | 0 | - | - | 1,019.4 | 56 | Mehkar |
| 7 | सींदखेड राजा | 184.3 | 12 | 117.9 | 9 | 88.7 | 6 | - | - | - | - | 893 | 55 | Shindkhedraja |
| 8 | लोणार | 175.3 | 9 | 112 | 7 | 64.8 | 3 | 0 | 0 | - | - | 963.4 | 45 | Lonar |
| 9 | खामगाव | 138.6 | 13 | 117 | 5 | 96.5 | 8 | 13 | 1 | - | - | 820.3 | 58 | Khamgaon |
| 10 | शेगांव | 134 | 9 | 147.6 | 7 | 84.6 | 6 | 0 | 0 | - | - | 915.8 | 50 | Shegaon |
| 11 | मलकापूर | 140.6 | 8 | 158.4 | 7 | 46.7 | 4 | - | - | - | - | 759.2 | 43 | Malkapur |
| 12 | मोताळा | 188.1 | 14 | 141.1 | 6 | 62.3 | 7 | - | - | - | - | 913.1 | 56 | Motala |
| 13 | नांदुरा | 163.8 | 11 | 136.3 | 6 | 64.3 | 5 | - | - | - | - | 883.1 | 52 | Nandura |
| XXVII | अकोला (जिल्हा) | | | | | | | | | | | | | Akola (Dist.) |
| 1 | आकोट | 252.9 | 12 | 121.6 | 6 | 112.3 | 9 | - | - | - | - | 919.5 | 52 | Akot |
| 2 | तेल्हारा | 243.4 | 16 | 166.1 | 8 | 93.4 | 5 | - | - | - | - | 1,030.9 | 56 | Telhara |
| 3 | बाळापूर | 175.8 | 11 | 145.1 | 7 | 64.8 | 2 | 0 | 0 | - | - | 862.3 | 51 | Balapur |
| 4 | पातूर | 209.8 | 15 | 185.4 | 3 | 127.8 | 4 | - | - | - | - | 1,102.7 | 49 | Patur |
| 5 | अकोला | 188.9 | 13 | 114.3 | 4 | 77.5 | 3 | - | - | - | - | 891.3 | 54 | Akola |
| 6 | बाशी टाकली | 150.3 | 11 | 85.5 | 5 | 115.3 | 3 | 0 | 0 | - | - | 897.7 | 48 | Barshitakli |
| 7 | मुर्तिजापूर | 193.1 | 14 | 132 | 7 | 146.6 | 6 | - | - | - | - | 930.7 | 52 | Murtijapur |
| XXVIII | वाशीम (जिल्हा) | | | | | | | | | | | | | Washim (Dist.) |
| 1 | वाशीम | 322.8 | 16 | 180.8 | 11 | 76.1 | 5 | - | - | - | - | 1,432.1 | 66 | Washim |
| 2 | रिसोड | 241.2 | 14 | 133.3 | 8 | 66 | 6 | 0 | 0 | - | - | 1,151.5 | 58 | Risod |
| 3 | मालेगाव | 300.1 | 14 | 154.3 | 11 | 93.5 | 4 | - | - | - | - | 1,291 | 58 | Malegaon |
| 4 | मंगरुळपीर | 356.3 | 13 | 197.7 | 8 | 140.8 | 5 | - | - | - | - | 1661.2 | 59 | Mangrulpur |
| 5 | मानोरा | 292 | 13 | 117.8 | 7 | 134.8 | 5 | 0 | 0 | - | - | 1417.3 | 56 | Manora |
| 6 | कारंजा | 177.9 | 13 | 106.4 | 4 | 116.9 | 5 | - | - | - | - | 1030.5 | 52 | Karanja |

तक्ता क्रमांक /TABLE No.2.2 contd...

| (1) | (2) | (17) | (18) | (19) | (20) | (21) | (22) | (23) | (24) | (25) | (26) | (27) | (28) | (2) |
|-------------|--------------------------|-------|------|-------|------|-------|------|------|------|------|------|---------|------|-------------------------|
| XXIX | अमरावती (जिल्हा) | | | | | | | | | | | | | Amravati (Dist.) |
| 1 | धारणी | 605.4 | 20 | 192.5 | 7 | 52.8 | 5 | - | - | - | - | 1,617.4 | 68 | Dharni |
| 2 | चिखलधारा | 748.2 | 20 | 218.6 | 11 | 128.1 | 10 | - | - | - | - | 2,141.3 | 84 | Chikhaldhara |
| 3 | अमरावती | 190.3 | 12 | 123.8 | 7 | 113 | 7 | - | - | - | - | 954.7 | 57 | Amravati |
| 4 | भातकुली | 167.9 | 9 | 96.9 | 7 | 119.3 | 8 | 0 | 0 | - | - | 832.5 | 54 | Bhatkuli |
| 5 | नांदगाव खांदेश्वर | 167.1 | 10 | 135.4 | 11 | 204 | 6 | - | - | - | - | 1,061.1 | 58 | Nandgaon k'shwar |
| 6 | चांदूर रेल्वे | 143.7 | 12 | 111.9 | 9 | 136.2 | 7 | - | - | - | - | 903.1 | 53 | Chandur railway |
| 7 | तिवसा | 142.8 | 10 | 119.1 | 7 | 82.6 | 6 | 0 | 0 | - | - | 874.2 | 52 | Tiwasa |
| 8 | मोर्शी | 235.3 | 12 | 121.5 | 11 | 76.9 | 6 | - | - | - | - | 967.5 | 63 | Morshi |
| 9 | वरुड | 307.2 | 15 | 82.7 | 9 | 130.4 | 10 | 0 | 0 | - | - | 1,135.5 | 71 | Warud |
| 10 | दर्यापूर | 194.1 | 12 | 138.5 | 9 | 106.6 | 5 | 0 | 0 | - | - | 962.8 | 54 | Daryapur |
| 11 | अंजनगाव सुरजी | 259 | 11 | 148.3 | 7 | 95.1 | 8 | - | - | - | - | 1,065.8 | 54 | Anjangaon |
| 12 | अचलपूर | 204.6 | 13 | 119.5 | 8 | 76.3 | 4 | - | - | - | - | 850.2 | 53 | Achalpur |
| 13 | चांदूर बाजार | 189.2 | 13 | 124.6 | 10 | 80.2 | 7 | 0 | 0 | - | - | 880.5 | 63 | Chandubajar |
| 14 | धामणगांव रेल्वे | 118.2 | 10 | 111.2 | 10 | 127 | 8 | 0 | 0 | - | - | 1,096.9 | 58 | Dhamangaon railway |
| XXX | यवतमाळ (जिल्हा) | | | | | | | | | | | | | Yavatmal (Dist.) |
| 1 | यवतमाळ | 193.4 | 14 | 99.4 | 9 | 93.1 | 6 | 0 | 0 | - | - | 1,067.8 | 57 | Yeotmal |
| 2 | बाभुळगाव | 138.8 | 10 | 96.4 | 10 | 133.2 | 6 | 0 | 0 | - | - | 944.5 | 56 | Bhabulgaon |
| 3 | कळंब | 124.9 | 10 | 127.9 | 11 | 90.8 | 8 | 0 | 0 | - | - | 874 | 58 | Kalam |
| 4 | दारव्हा | 154 | 10 | 61.6 | 8 | 68.2 | 6 | 0 | 0 | - | - | 818.9 | 51 | Darva |
| 5 | दिग्रस | 278.8 | 14 | 57.2 | 7 | 53.7 | 4 | 0 | 0 | - | - | 1,152.1 | 59 | Digras |
| 6 | आर्णी | 301.1 | 11 | 127.9 | 12 | 95.5 | 9 | 0 | 0 | - | - | 1,745.8 | 64 | Arni |
| 7 | नेर | 181.4 | 11 | 82.9 | 7 | 156.1 | 6 | 0 | 0 | - | - | 977.7 | 49 | Ner |
| 8 | पुसद | 219.6 | 16 | 139 | 8 | 98.6 | 9 | 0 | 0 | - | - | 1,072.3 | 64 | Pusad |
| 9 | उमरखेड | 288.7 | 15 | 123.7 | 9 | 115 | 10 | 7 | 1 | - | - | 1,538.7 | 66 | Umerkhed |
| 10 | मोहगाव | 336.1 | 15 | 107.5 | 5 | 96.5 | 5 | 0 | 0 | - | - | 1,500.4 | 58 | Mohagaon |
| 11 | वाणी | 207.4 | 14 | 84.5 | 6 | 146.5 | 12 | 0 | 0 | - | - | 1,384.1 | 60 | Wani |
| 12 | मारेगाव | 232.8 | 14 | 106.6 | 7 | 132.8 | 10 | 0 | 0 | - | - | 1,315.9 | 62 | Maregaon |
| 13 | झरीझामरी | 185.3 | 12 | 61.6 | 6 | 82.6 | 10 | - | - | - | - | 997.2 | 56 | Zarijamni |
| 14 | केळापूर | 268.3 | 16 | 100.1 | 9 | 62.3 | 7 | 0 | 0 | - | - | 1,447.6 | 69 | Kelapur |
| 15 | घाटंजी | 229.2 | 13 | 101.6 | 10 | 61.4 | 7 | - | - | - | - | 1,306.3 | 59 | Ghatanji |
| 16 | राळेगाव | 183.9 | 10 | 151.2 | 10 | 120.7 | 11 | 0 | 0 | - | - | 1,135.3 | 60 | Ralegaon |

तक्ता क्रमांक /TABLE No.2.2 contd...

| (1) | (2) | (17) | (18) | (19) | (20) | (21) | (22) | (23) | (24) | (25) | (26) | (27) | (28) | (2) |
|---------------|--------------------------|-------|------|-------|------|-------|------|------|------|------|------|---------|------|-------------------------|
| XXXI | वर्धा (जिल्हा) | | | | | | | | | | | | | Wardha (Dist.) |
| 1 | आर्वो | 167.7 | 14 | 91.6 | 8 | 156.5 | 7 | 0 | 0 | - | - | 944.3 | 62 | Arvi |
| 2 | कारंजा | 186.1 | 13 | 81.7 | 8 | 149 | 6 | 0 | 0 | - | - | 1,048.5 | 55 | Karanja |
| 3 | आष्टी | 206.4 | 15 | 93.8 | 12 | 86.1 | 6 | 0 | 0 | - | - | 1,109.9 | 66 | Ashti |
| 4 | वर्धा | 135.4 | 13 | 52.8 | 4 | 129.8 | 8 | 0 | 0 | - | - | 1,238.7 | 54 | Wardha |
| 5 | सेलू | 192.3 | 16 | 133.2 | 7 | 91.2 | 8 | 2.5 | 0 | 0 | 0 | 1,456.2 | 65 | Seloo |
| 6 | देवळी | 136.1 | 13 | 109.4 | 10 | 192.8 | 8 | 0 | 0 | - | - | 1,285.1 | 60 | Devali |
| 7 | हिंगाघाट | 138.7 | 10 | 146.4 | 9 | 84.3 | 7 | 0 | 0 | - | - | 1,300.3 | 57 | Hinganghat |
| 8 | समुद्रपूर | 204.6 | 16 | 98 | 6 | 118.6 | 8 | - | - | - | - | 1,352.4 | 66 | Samudrpur |
| XXXII | नागपूर (जिल्हा) | | | | | | | | | | | | | Nagpur (Dist.) |
| 1 | नागपूर (शहर) | 321.6 | 16 | 114.7 | 8 | 115.5 | 3 | - | - | - | - | 1,375.7 | 55 | Nagpur city |
| 2 | नागपूर (ग्रामीण) | 288.4 | 20 | 125.6 | 9 | 127.3 | 7 | - | - | - | - | 1,389.9 | 68 | Nagpur gramin |
| 3 | कामठी | 349.3 | 18 | 106.4 | 7 | 105.1 | 6 | - | - | - | - | 1,398.9 | 61 | Kamthi |
| 4 | हिंगणी | 189.8 | 15 | 105.9 | 11 | 105.6 | 10 | 0 | 0 | - | - | 1,235.7 | 70 | Hingni |
| 5 | रामटेक | 454.4 | 20 | 111.8 | 7 | 110.5 | 8 | 0 | 0 | - | - | 1,463.6 | 66 | Ramtek |
| 6 | पारशिवनी | 360.1 | 18 | 44.9 | 4 | 54.3 | 1 | - | - | - | - | 1,277.5 | 53 | Parshiwani |
| 7 | मौदा | 395.3 | 18 | 102.3 | 8 | 135.4 | 7 | - | - | - | - | 1,604 | 70 | Maudha |
| 8 | काटोल | 234 | 10 | 46.1 | 5 | 134.4 | 5 | - | - | - | - | 1,065.2 | 49 | Katol |
| 9 | नरखेड | 409.5 | 13 | 54.6 | 5 | 112.8 | 4 | - | - | - | - | 1,189.7 | 51 | Narkhed |
| 10 | सावनेर | 334.6 | 18 | 80.3 | 7 | 145.2 | 8 | - | - | - | - | 1,391.1 | 70 | Savner |
| 11 | कळमेश्वर | 267.5 | 14 | 78.7 | 6 | 175.4 | 7 | - | - | - | - | 1,311.1 | 59 | Kalmeshwar |
| 12 | उमरेड | 312.5 | 19 | 179.6 | 9 | 81.5 | 6 | - | - | - | - | 1,530.8 | 68 | Umrer |
| 13 | भिवापूर | 432 | 19 | 116.1 | 9 | 163.6 | 8 | - | - | - | - | 1,788.2 | 70 | Bhiwapur |
| 14 | कुही | 455.7 | 20 | 163.9 | 9 | 136.5 | 5 | - | - | - | - | 1,807.9 | 71 | Kuhi |
| XXXIII | भंडारा (जिल्हा) | | | | | | | | | | | | | Bhandara (Dist.) |
| 1 | भंडारा | 540.4 | 18 | 67.2 | 6 | 105.5 | 7 | - | - | - | - | 1,829 | 67 | Bhandara |
| 2 | मोहाडी | 480.2 | 22 | 112.9 | 6 | 71.8 | 6 | 0 | 0 | - | - | 1,304.6 | 68 | Mohadi |
| 3 | तुमसर | 516.2 | 22 | 65.4 | 5 | 65.2 | 6 | - | - | - | - | 1,342.1 | 67 | Tumsar |
| 4 | पौनी | 452.4 | 20 | 71.9 | 8 | 149.4 | 7 | - | - | - | - | 1,894.8 | 70 | Pavni |
| 5 | साकोली | 628.1 | 21 | 61.8 | 8 | 65.1 | 7 | - | - | - | - | 1,809 | 74 | Sakoli |
| 6 | लखानदूर | 395.4 | 20 | 108.4 | 7 | 121.5 | 9 | - | - | - | - | 1,977.6 | 68 | Lakhandur |
| 7 | लाखनी | 627.5 | 20 | 53 | 7 | 76.6 | 5 | - | - | - | - | 1,825.3 | 70 | Lakhani |
| XXXIV | गोंदिया (जिल्हा) | | | | | | | | | | | | | Gondia (Dist.) |
| 1 | गोंदिया | 464.5 | 20 | 95.1 | 9 | 84.5 | 8 | - | - | - | - | 1,797.2 | 74 | Gondia |
| 2 | आमगांव | 446.3 | 20 | 93.1 | 8 | 76.4 | 6 | - | - | - | - | 2,107.9 | 74 | Amgaon |

तक्ता क्रमांक /TABLE No.2.2 contd...

| (1) | (2) | (17) | (18) | (19) | (20) | (21) | (22) | (23) | (24) | (25) | (26) | (27) | (28) | (2) |
|--------------|---------------------------|-------|------|-------|------|-------|------|------|------|------|------|---------|------|---------------------------|
| 3 | तिरोडा | 567.9 | 23 | 114.1 | 10 | 76 | 4 | 0 | 0 | - | - | 1,586.3 | 70 | Tiroda |
| 4 | गोरेगाव | 441.3 | 22 | 107.4 | 6 | 69.5 | 7 | - | - | - | - | 1,703.4 | 72 | Goregaon |
| 5 | सालेकसा | 351.5 | 21 | 150.9 | 6 | 77.1 | 8 | - | - | - | - | 2,014.2 | 71 | Salekasa |
| 6 | देवरी | 584.8 | 23 | 79.6 | 6 | 85.4 | 9 | - | - | - | - | 2,161.1 | 73 | Devari |
| 7 | मोरगांव अर्जुनी | 576.2 | 20 | 153.6 | 12 | 116.8 | 8 | - | - | - | - | 2,079.7 | 76 | Morgaon arjuni |
| 8 | सडक अर्जुनी | 642.2 | 23 | 219.1 | 11 | 69.3 | 7 | - | - | - | - | 2,125.9 | 77 | Sadak arjuni |
| XXXV | चंद्रपूर (जिल्हा) | | | | | | | | | | | | | Chandrapur (Dist.) |
| 1 | चंद्रपूर | 442.4 | 17 | 78.2 | 6 | 165.5 | 9 | - | - | - | - | 1,660.9 | 64 | Chandrapur |
| 2 | मूल | 319.3 | 15 | 175 | 9 | 216.1 | 12 | - | - | - | - | 1,707.6 | 70 | Mul |
| 3 | गोंडपिंपरी | 307.4 | 13 | 164.3 | 9 | 207.7 | 10 | - | - | - | - | 1,721 | 57 | Gondpimpri |
| 4 | वरोरा | 221.9 | 16 | 107.6 | 6 | 159.2 | 7 | - | - | - | - | 1,832.5 | 63 | Varora |
| 5 | भद्रावती | 260.9 | 14 | 67 | 6 | 217.2 | 9 | - | - | - | - | 1,787.5 | 68 | Bhdravati |
| 6 | चिमूर | 286.7 | 22 | 42 | 6 | 97.7 | 7 | - | - | - | - | 1,659.8 | 72 | Chimur |
| 7 | ब्रम्हपुरी | 403.2 | 16 | 115.1 | 7 | 186.7 | 10 | - | - | - | - | 1,911.7 | 70 | Bramhpuri |
| 8 | नागभिड | 279.2 | 19 | 70.6 | 8 | 126.8 | 10 | 0 | 0 | - | - | 1,439.6 | 76 | Nagbhid |
| 9 | सिंदेवाही | 276.3 | 14 | 50.1 | 5 | 157.4 | 7 | - | - | - | - | 1,395.9 | 63 | Sindhewahi |
| 10 | राजुरा | 276.3 | 13 | 150.1 | 7 | 170.4 | 9 | 0 | 0 | - | - | 1,725.5 | 59 | Rajura |
| 11 | कोरपणा | 291.2 | 13 | 159.3 | 8 | 199.7 | 10 | - | - | - | - | 1,786.1 | 63 | Korpana |
| 12 | सावली | 337.4 | 13 | 117.6 | 8 | 187.6 | 12 | - | - | - | - | 1,454.3 | 71 | Savali |
| 13 | बल्लरपूर | 300.6 | 13 | 61.3 | 5 | 174.2 | 6 | - | - | - | - | 1,693.1 | 53 | Ballarpur |
| 14 | पोमभूरणा | 421.1 | 18 | 79 | 6 | 289 | 11 | - | - | - | - | 1,916.2 | 65 | Pombhurna |
| 15 | जिवती | 322.7 | 14 | 98.6 | 8 | 180 | 9 | - | - | - | - | 1,680.3 | 65 | Jivati |
| XXXVI | गडचिरोली (जिल्हा) | | | | | | | | | | | | | Gadchiroli (Dist.) |
| 1 | गडचिरोली | 527.2 | 16 | 187.6 | 10 | 241.1 | 11 | 0 | 0 | - | - | 2,106.7 | 77 | Gadchiroli |
| 2 | कुरखेडा | 570.9 | 20 | 92.2 | 11 | 213.3 | 11 | - | - | - | - | 1,768.4 | 77 | Kurkheda |
| 3 | आरमोरी | 603.6 | 19 | 133.3 | 6 | 282.1 | 13 | 0 | 0 | - | - | 2,097.6 | 74 | Armori |
| 4 | चामोर्शी | 386.8 | 16 | 155.9 | 9 | 195.1 | 13 | 0 | 0 | - | - | 1,784 | 71 | Chamorshi |
| 5 | सिरोंचा | 534 | 23 | 169.5 | 13 | 178.1 | 12 | - | - | - | - | 1,788.7 | 82 | Sironcha |
| 6 | अहेरी | 478.3 | 20 | 201.8 | 12 | 154.1 | 10 | - | - | - | - | 2,122.6 | 78 | Aheri |
| 7 | इटापल्ली | 441.2 | 17 | 175.9 | 7 | 69.7 | 6 | - | - | - | - | 1,976.8 | 66 | Etapalli |
| 8 | धानोरा | 558.9 | 23 | 175.9 | 14 | 157.6 | 9 | - | - | - | - | 2,032.2 | 83 | Dhanora |
| 9 | कोरची | 510.4 | 21 | 49.9 | 7 | 263.3 | 14 | - | - | - | - | 1,856.9 | 79 | Korchi |
| 10 | देसाईगंज | 569.4 | 19 | 242 | 7 | 241.1 | 9 | - | - | - | - | 2,402.9 | 76 | Desaiganj wadsa |
| 11 | मुलचेरा | 353.2 | 17 | 165.2 | 9 | 168.8 | 11 | - | - | - | - | 2,191.8 | 73 | Mulchera |
| 12 | भामरागड | 655.2 | 25 | 287.2 | 14 | 125.5 | 12 | - | - | - | - | 2,756.3 | 93 | Bhamragad |

आधार - कृषी आयुक्तालय, महाराष्ट्र शासन, पुणे

Source - Commissioner of Agriculture, Government of Maharashtra, Pune

2. पर्यावरण सांख्यिकी / ENVIRONMENT STATISTICS
तक्ता क्रमांक / TABLE NO. 2.3
पावसाची कक्षा व कालावधी / Spread and Range of Rainfall
(2013)

(मिलीमीटर मध्ये/ in m. m.)

| अ.क्र. Sr. No. | जिल्हा / केंद्र | पावसाचा कालावधी / Spread of Rainfall | | पावसाची कक्षा / Range of rainfall | | District / Centre |
|-------------------|-----------------|---|---|--|---|-------------------|
| | | पाऊस सुरु होण्याचा दिनांक / Date of on set of rainfall | पाऊस बंद होण्याचा दिनांक / Date of closure of rainfall | वर्षातील कमाल पाऊस Maximum rainfall in a year | वर्षातील किमान पाऊस Minimum rainfall in a year | |
| (1) | (2) | (3) | (4) | (5) | (6) | (2) |
| 1 | मुंबई शहर | N.A. | N.A. | N.A. | N.A. | Mumbai City |
| 2 | मुंबई उपनगर | N.A. | N.A. | N.A. | N.A. | Mumbai Suburban |
| 3 | ठाणे | 12 th May 2013 | 28 th October 2013 | 1,200.8 | 3.6 | Thane |
| 4 | रायगड | 2 nd June 2013 | 25 th November 2013 | 1,472.0 | 17.5 | Raigad |
| 5 | रत्नागिरी | 2 nd May 2013 | 29 th October 2013 | 1,781.3 | 29.0 | Ratnagiri |
| 6 | सिंधुदुर्ग | 1 st June 2013 | 30 th October 2013 | 1,874.3 | 124.7 | Sindhudurg |
| 7 | पालघर | 3 rd June 2013 | 17 th October 2013 | 1,110.0 | 114.4 | Palghar |
| 8 | नाशिक | 12 th May 2013 | 25 th October 2013 | 291.2 | 4.7 | Nashik |
| 9 | धुळे | 9 th May 2013 | 16 th October 2013 | 228.2 | 15.0 | Dhule |
| 10 | नंदुरबार | 2 nd June 2013 | 17 th October 2013 | 459.7 | 61.2 | Nandurbar |
| 11 | जळगाव | 4 th May 2013 | 25 th October 2013 | 249.9 | 10.6 | Jalgaon |
| 12 | अहमदनगर | 12 th May 2013 | 4 th December 2013 | 167.6 | 7.5 | Ahmednagar |
| 13 | पुणे | 2 nd June 2013 | 26 th October 2013 | 365.6 | 2.0 | Pune |
| 14 | सातारा | 2 nd June 2013 | 26 th November 2013 | 326.9 | 11.5 | Satara |
| 15 | सांगली | 2 nd June 2013 | 29 th October 2013 | 171.7 | 1.0 | Sangli |
| 16 | सोलापूर | 1 st June 2013 | 4 th November 2013 | 224.9 | 6.1 | Solapur |
| 17 | कोल्हापूर | 1 st June 2013 | 27 th November 2013 | 670.5 | 1.9 | Kolhapur |
| 18 | औरंगाबाद | 13 th May 2013 | 4 th December 2013 | 161.7 | 6.0 | Aurangabad |
| 19 | जालना | 2 nd June 2013 | 25 th November 2013 | 252.8 | 27.0 | Jalna |
| 20 | परभणी | 2 nd June 2013 | 24 th November 2013 | 351.4 | 5.7 | Parbhani |
| 21 | हिंगोली | 4 th June 2013 | 27 th October 2013 | 434.9 | 131.7 | Hingoli |
| 22 | बीड | 5 th May 2013 | 25 th November 2013 | 210.1 | 6.0 | Beed |
| 23 | नांदेड | 16 th May 2013 | 24 th November 2013 | 427.7 | 16.3 | Nanded |
| 24 | उस्मानाबाद | 1 st June 2013 | 26 th November 2013 | 220.0 | 1.2 | Osmanabad |
| 25 | लातूर | 5 th May 2013 | 25 th November 2013 | 322.3 | 6.0 | Latur |
| 26 | बुलढाणा | 1 st June 2013 | 3 rd December 2013 | 275.4 | 6.0 | Buldhana |
| 27 | अकोला | 1 st June 2013 | 27 th October 2013 | 258.8 | 108.2 | Akola |
| 28 | वाशिम | 2 nd June 2013 | 11 th October 2013 | 429.6 | 101.9 | Washim |
| 29 | अमरावती | 1 st June 2013 | 27 th October 2013 | 298.7 | 6.0 | Amravati |
| 30 | यवतमाळ | 28 th May 2013 | 24 th November 2013 | 440.5 | 1.0 | Yavatmal |
| 31 | वर्धा | 1 st June 2013 | 10 th November 2013 | 486.3 | 1.1 | Wardha |
| 32 | नागपूर | 7 th May 2013 | 27 th October 2013 | 488.8 | 1.9 | Nagpur |
| 33 | भंडारा | 3 rd June 2013 | 27 th October 2013 | 624.4 | 78.5 | Bhandara |
| 34 | गोंदिया | 6 th June 2013 | 27 th October 2013 | 829.1 | 85.0 | Gondiya |
| 35 | चंद्रपूर | 16 th May 2013 | 27 th October 2013 | 670.8 | 0.7 | Chandrapur |
| 36 | गडचिरोली | 4 th June 2013 | 28 th October 2013 | 838.7 | 164.6 | Gadchiroli |

Note : N.A – Not Available

आधार : कृषि आयुक्तालय, महाराष्ट्र शासन, पुणे

Source: Commissioner of Agriculture, Govt. of Maharashtra, Pune

३. जीवनविषयक सांख्यिकी

३.१ महाराष्ट्र राज्यातील जन्म दर, मृत्यु दर, अर्भक मृत्यु दर, प्रमुख कारणानुसार मृत्यूंची संख्या वगैरे माहिती या विभागातील तक्त्यांत दिली आहे.

३.२ या विभागात दिलेल्या माहितीसाठी खालीलप्रमाणे व्याख्यांचा वापर करण्यात आला होता.

$$(१) \text{ दर हजार अंदाजित लोकसंख्येमागे जन्म दर} = \frac{\text{ज}}{\text{न}} \times १०००$$

$$(२) \text{ दर हजार अंदाजित लोकसंख्येमागे मृत्यु दर} = \frac{\text{म}}{\text{न}} \times १०००$$

ज्यांत ज = दिलेल्या भौगोलिक क्षेत्रातील लोकसंख्येत संदर्भ वर्षामध्ये झालेल्या जिवंत जन्मांची संख्या

म = दिलेल्या भौगोलिक क्षेत्रातील लोकसंख्येत संदर्भ वर्षामध्ये झालेल्या मृत्यूंची संख्या

न = त्याच क्षेत्राची संदर्भ वर्षाची वर्षामध्ये अंदाजित लोकसंख्या

$$\text{अर्भक मृत्यु दर} = \frac{\text{दिलेल्या भौगोलिक क्षेत्रातील एक वर्षाखालील अर्भकांच्या मृत्यूंची संख्या}}{\text{त्याच क्षेत्रातील लोकसंख्येत जिवंत जन्मलेल्या अर्भकांची संख्या}} \times १०००$$

अर्भक मृत्यु दर हा सामाजिक आरोग्याचा एक उत्तम निर्देशक आहे.

३.३ जीवनविषयक आकडेवारी ग्रामीण विभागात महसूल खात्याकडून गोळा करण्यात येते, तर नागरी भागात ते महानगरपालिका व नगरपालिकांचे सांविधिक कार्य आहे.

3. VITAL STATISTICS

3.1 The tables in this section give data on birth rate, death rate, infant mortality rate, number of deaths according to principal causes in Maharashtra.

3.2 While presenting tables in this section the following definitions were adopted:—

1. Birth rate per thousand estimated population

$$= \frac{\text{B}}{\text{N}} \times 1000$$

2. Death rate per thousand estimated population

$$= \frac{\text{D}}{\text{N}} \times 1000$$

Where, B = No. of live births which occurred among the population of the given geographical area during the reference year

D = No. of deaths which occurred among the population of given area during the reference year

N=estimated mid-year population.

$$\text{Infant Mortality Rate} = \frac{\text{No. of deaths under one year of age which occurred in the given geographical Area}}{\text{No. of live births which occurred among the population in the same geographical Area}} \times 1000$$

Infant mortality rate is a good indicator of social health

3.3 The data on vital statistics was collected through revenue agency in rural areas whereas urban areas, it is a statutory function of Municipalities and Municipal Corporations.

3. जीवनविषयक माहिती / VITAL STATISTICS

तक्ता क्रमांक / TABLE No. 3.1

नोंदणी झालेल्या जन्मांची लिंगानुसार संख्या व जन्मसमयी स्त्री-पुरुष प्रमाण / Number of Registered Births Classified by Gender and Sex Ratio of Births (2013)

| अ.क्र. Sr. No. | जिल्हे | नोंदणी झालेल्या जन्मांची संख्या Total No. of Registered Births | नोंदणी झालेले जन्म / Registered Births | | | | | | जन्मासमयी स्त्री-पुरुष प्रमाण Sex Ratio at Birth 1000 पुरुषांमागे स्त्रियांची संख्या (Female per 1000 males) | | | Districts |
|-------------------|-------------|---|--|-------------------|---------------|----------------|-------------------|---------------|---|----------------|---------------|-----------------|
| | | | ग्रामीण / Rural | | | नागरी / Urban | | | ग्रामीण Rural | नागरी Urban | एकूण Total | |
| | | | पुरुष Males | स्त्री Females | एकूण Total | पुरुष Males | स्त्री Females | एकूण Total | | | | |
| (1) | (2) | (3) | (4) | (5) | (6) | (7) | (8) | (9) | (10) | (11) | (12) | (2) |
| 1 | मुंबई शहर | 1,75,208 | 0 | 0 | 0 | 90,798 | 84,410 | 1,75,208 | 0 | 930 | 930 | Mumbai City |
| 2 | मुंबई उपनगर | | 0 | 0 | 0 | 90,798 | 84,410 | 1,75,208 | 0 | 930 | 930 | Mumbai Suburban |
| 3 | ठाणे | 1,75,529 | 16,553 | 14,499 | 31,052 | 75,199 | 69,278 | 1,44,477 | 876 | 921 | 913 | Thane |
| 4 | रायगड | 38,499 | 11,254 | 9,729 | 20,983 | 8,988 | 8,528 | 17,516 | 864 | 949 | 902 | Raigad |
| 5 | रत्नागिरी | 19,902 | 4,785 | 4,604 | 9,389 | 5,419 | 5,094 | 10,513 | 962 | 940 | 950 | Ratnagiri |
| 6 | सिंधुदुर्ग | 10,296 | 2,139 | 1,949 | 4,088 | 3,205 | 3,003 | 6,208 | 911 | 937 | 927 | Sindhudurg |
| 7 | नाशिक | 1,10,300 | 21,523 | 17,606 | 39,129 | 37,348 | 33,823 | 71,171 | 818 | 906 | 874 | Nashik |
| 8 | धुळे | 35,240 | 7,302 | 6,273 | 13,575 | 11,515 | 10,150 | 21,665 | 859 | 881 | 873 | Dhule |
| 9 | नंदुरबार | 32,470 | 11,467 | 9,929 | 21,396 | 5,931 | 5,143 | 11,074 | 866 | 867 | 866 | Nandurbar |
| 10 | जळगाव | 79,857 | 15,680 | 13,167 | 28,847 | 27,130 | 23,880 | 51,010 | 840 | 880 | 865 | Jalgaon |
| 11 | अहमदनगर | 93,334 | 28,003 | 24,984 | 52,987 | 21,030 | 19,317 | 40,347 | 892 | 919 | 903 | Ahmednagar |
| 12 | पुणे | 1,39,205 | 17,093 | 15,086 | 32,179 | 56,610 | 50,416 | 1,07,026 | 883 | 891 | 889 | Pune |
| 13 | सातारा | 50,676 | 12,663 | 11,833 | 24,496 | 13,621 | 12,559 | 26,180 | 934 | 922 | 928 | Satara |
| 14 | सांगली | 51,904 | 11,841 | 10,470 | 22,311 | 15,470 | 14,123 | 29,593 | 884 | 913 | 900 | Sangli |
| 15 | सोलापूर | 99,800 | 23,721 | 20,209 | 43,930 | 29,310 | 26,560 | 55,870 | 852 | 906 | 882 | Solapur |

तक्ता क्र./Table No. 3.1 contd...

| (1) | (2) | (3) | (4) | (5) | (6) | (7) | (8) | (9) | (10) | (11) | (12) | (2) |
|-------------------------|------------|------------------|-----------------|-----------------|-----------------|-----------------|-----------------|------------------|------------|------------|------------|--------------------------|
| 16 | कोल्हापूर | 60,841 | 10,946 | 9,642 | 20,588 | 21,214 | 19,039 | 40,253 | 881 | 897 | 892 | Kolhapur |
| 17 | औरंगाबाद | 89,664 | 12,741 | 10,709 | 23,450 | 34,377 | 31,837 | 66,214 | 841 | 926 | 903 | Aurangabad |
| 18 | जालना | 32,053 | 9,174 | 8,143 | 17,317 | 7,818 | 6,918 | 14,736 | 888 | 885 | 886 | Jalna |
| 19 | परभणी | 32,079 | 5,941 | 5,463 | 11,404 | 10,995 | 9,680 | 20,675 | 920 | 880 | 894 | Parbhani |
| 20 | हिंगोली | 23,206 | 6,223 | 5,248 | 11,471 | 6,273 | 5,462 | 11,735 | 843 | 871 | 857 | Hingoli |
| 21 | बीड | 60,024 | 12,954 | 11,008 | 23,962 | 18,956 | 17,106 | 36,062 | 850 | 902 | 881 | Beed |
| 22 | नांदेड | 92,312 | 14,978 | 13,429 | 28,407 | 33,860 | 30,045 | 63,905 | 897 | 887 | 890 | Nanded |
| 23 | उस्मानाबाद | 30,774 | 6,560 | 5,942 | 12,502 | 9,491 | 8,781 | 18,272 | 906 | 925 | 917 | Osmanabad |
| 24 | लातूर | 57,751 | 10,446 | 9,657 | 20,103 | 19,717 | 17,931 | 37,648 | 924 | 909 | 915 | Latur |
| 25 | बुलढाणा | 57,680 | 13,000 | 11,729 | 24,729 | 17,055 | 15,896 | 32,951 | 902 | 932 | 919 | Buldhana |
| 26 | अकोला | 31,340 | 4,901 | 4,591 | 9,492 | 11,269 | 10,579 | 21,848 | 937 | 939 | 938 | Akola |
| 27 | वाशिम | 20,396 | 5,562 | 5,067 | 10,629 | 5,062 | 4,705 | 9,767 | 911 | 929 | 920 | Washim |
| 28 | अमरावती | 53,531 | 7,307 | 6,795 | 14,102 | 20,394 | 19,035 | 39,429 | 930 | 933 | 932 | Amravati |
| 29 | यवतमाळ | 57,916 | 12,374 | 10,308 | 22,682 | 18,463 | 16,771 | 35,234 | 833 | 908 | 878 | Yavatmal |
| 30 | वर्धा | 17,874 | 5,932 | 5,627 | 11,559 | 3,371 | 2,944 | 6,315 | 949 | 873 | 921 | Wardha |
| 31 | नागपूर | 79,412 | 5,325 | 4,815 | 10,140 | 35,946 | 33,326 | 69,272 | 904 | 927 | 924 | Nagpur |
| 32 | भंडारा | 22,136 | 5,017 | 4,200 | 9,217 | 6,756 | 6,163 | 12,919 | 837 | 912 | 880 | Bhandara |
| 33 | गोंदिया | 22,819 | 6,535 | 6,144 | 12,679 | 5,299 | 4,841 | 10,140 | 940 | 914 | 928 | Gondiya |
| 34 | चंद्रपूर | 36,443 | 7,837 | 6,872 | 14,709 | 11,199 | 10,535 | 21,734 | 877 | 941 | 914 | Chandrapur |
| 35 | गडचिरोली | 15,067 | 7,749 | 6,438 | 14,187 | 495 | 385 | 880 | 831 | 778 | 828 | Gadchiroli |
| महाराष्ट्र राज्य | | 20,05,538 | 3,55,526 | 3,12,165 | 6,67,691 | 6,99,584 | 6,38,263 | 13,37,847 | 878 | 912 | 901 | Maharashtra State |

आधार :- आरोग्य सेवा संचालनालय, महाराष्ट्र शासन, पुणे

Source:- Directorate of Health Services, Government of Maharashtra, Pune.

3. जीवनविषयक माहिती / VITAL STATISTICS

तक्ता क्रमांक / TABLE No. 3.2

ग्रामीण व नागरी भागातील नोंदणी झालेल्या मृत्यूंचे लिंगानुसार वर्गीकरण /
Number of Registered Deaths classified by gender in Rural and Urban areas
(2013)

| अ.क्र. Sr. No. | जिल्हे (2) | नोंदणी झालेल्या मृत्यूंची संख्या Total No. of registered Deaths (3) | नोंदणी झालेले मृत्यू / No. of Registered Deaths | | | | | | Districts (2) |
|-----------------------------|---------------|--|---|--------------------------|----------------------|-----------------------|--------------------------|----------------------|------------------------------|
| | | | ग्रामीण / Rural | | | नागरी / Urban | | | |
| | | | पुरुष Males (4) | स्त्री Females (5) | एकूण Total (6) | पुरुष Males (7) | स्त्री Females (8) | एकूण Total (9) | |
| 1 | मुंबई शहर | 89,453 | 0 | 0 | 0 | 52,823 | 36,630 | 89,453 | Mumbai City |
| 2 | मुंबई उपनगर | | | | | | | | Mumbai Suburban |
| 3 | ठाणे | 53,471 | 7,045 | 4,983 | 12,028 | 24,441 | 17,002 | 41,443 | Thane |
| 4 | रायगड | 15,928 | 7,288 | 5,187 | 12,475 | 2,168 | 1,285 | 3,453 | Raigad |
| 5 | रत्नागिरी | 13,948 | 6,415 | 5,352 | 11,767 | 1,225 | 956 | 2,181 | Ratnagiri |
| 6 | सिंधुदुर्ग | 6,957 | 3,198 | 2,724 | 5,922 | 558 | 477 | 1,035 | Sindhudurg |
| 7 | नाशिक | 27,956 | 6,960 | 5,491 | 12,451 | 9,141 | 6,364 | 15,505 | Nashik |
| 8 | धुळे | 10,095 | 3,095 | 2,348 | 5,443 | 2,714 | 1,938 | 4,652 | Dhule |
| 9 | नंदुरबार | 9,834 | 4,155 | 3,424 | 7,579 | 1,398 | 857 | 2,255 | Nandurbar |
| 10 | जळगाव | 23,049 | 8,247 | 5,932 | 14,179 | 5,527 | 3,343 | 8,870 | Jalgaon |
| 11 | अहमदनगर | 25,992 | 10,484 | 8,020 | 18,504 | 4,383 | 3,105 | 7,488 | Ahmednagar |
| 12 | पुणे | 49,307 | 7,482 | 5,650 | 13,132 | 21,531 | 14,644 | 36,175 | Pune |
| 13 | सातारा | 21,367 | 8,180 | 6,808 | 14,988 | 3,698 | 2,681 | 6,379 | Satara |
| 14 | सांगली | 22,154 | 7,196 | 5,775 | 12,971 | 5,681 | 3,502 | 9,183 | Sangli |
| 15 | सोलापूर | 30,000 | 9,963 | 7,027 | 16,990 | 8,025 | 4,985 | 13,010 | Solapur |
| 16 | कोल्हापूर | 26,269 | 8,604 | 7,008 | 15,612 | 6,483 | 4,174 | 10,657 | Kolhapur |
| 17 | औरंगाबाद | 16,352 | 3,829 | 2,577 | 6,406 | 6,330 | 3,616 | 9,946 | Aurangabad |
| 18 | जालना | 8,945 | 3,988 | 2,456 | 6,444 | 1,519 | 982 | 2,501 | Jalna |
| 19 | परभणी | 7,575 | 2,353 | 1,667 | 4,020 | 2,236 | 1,319 | 3,555 | Parbhani |
| 20 | हिंगोली | 4,712 | 2,087 | 1,599 | 3,686 | 702 | 324 | 1,026 | Hingoli |
| 21 | बीड | 13,347 | 5,125 | 3,768 | 8,893 | 2,940 | 1,514 | 4,454 | Beed |
| 22 | नांदेड | 18,346 | 5,549 | 4,254 | 9,803 | 4,932 | 3,611 | 8,543 | Nanded |
| 23 | उस्मानाबाद | 8,471 | 3,476 | 2,697 | 6,173 | 1,368 | 930 | 2,298 | Osmanabad |
| 24 | लातूर | 10,558 | 3,885 | 2,861 | 6,746 | 2,305 | 1,507 | 3,812 | Latur |
| 25 | बुलढाणा | 14,284 | 5,790 | 4,248 | 10,038 | 2,512 | 1,734 | 4,246 | Buldhana |
| 26 | अकोला | 12,423 | 3,250 | 2,307 | 5,557 | 4,234 | 2,632 | 6,866 | Akola |
| 27 | वाशिम | 5,203 | 2,186 | 1,495 | 3,681 | 916 | 606 | 1,522 | Washim |
| 28 | अमरावती | 19,506 | 5,663 | 4,031 | 9,694 | 5,910 | 3,902 | 9,812 | Amravati |
| 29 | यवतमाळ | 15,330 | 5,844 | 3,936 | 9,780 | 3,294 | 2,256 | 5,550 | Yavatmal |
| 30 | वर्धा | 9,365 | 3,853 | 2,909 | 6,762 | 1,592 | 1,011 | 2,603 | Wardha |
| 31 | नागपूर | 37,370 | 5,080 | 3,462 | 8,542 | 17,205 | 11,623 | 28,828 | Nagpur |
| 32 | भंडारा | 9,636 | 4,162 | 3,158 | 7,320 | 1,386 | 930 | 2,316 | Bhandara |
| 33 | गोंदिया | 9,897 | 4,458 | 3,372 | 7,830 | 1,233 | 834 | 2,067 | Gondiya |
| 34 | चंद्रपूर | 15,436 | 5,041 | 4,074 | 9,115 | 3,843 | 2,505 | 6,348 | Chandrapur |
| 35 | गडचिरोली | 6,351 | 3,189 | 2,353 | 5,542 | 533 | 276 | 809 | Gadchiroli |
| महाराष्ट्र राज्य | | 6,68,887 | 1,77,120 | 1,32,953 | 3,10,073 | 2,14,786 | 1,44,055 | 3,58,841 | Maharashtra State |

आधार :- आरोग्य सेवा संचालनालय, महाराष्ट्र शासन, पुणे

Source:- Directorate of Health Services, Government of Maharashtra, Pune.

3. जीवनविषयक माहिती / VITAL STATISTICS

तक्ता क्रमांक / TABLE No. 3.3

नोंदणी झालेल्या मृत्युंची प्रमुख कारणांनुसार संख्या / Number Registered Deaths by Principal Causes
(2013-14)

| अ.क्र. Sr. No. | प्रमुख कारणे 2 | मृत्युंची संख्या / Number Of Deaths | | | Principal causes 6 | |
|-------------------|-------------------------------------|-------------------------------------|----------------------------|-------------------|--|--------------|
| | | पुरुष /Males 3 | स्त्रिया / Females 4 | एकूण / Total 5 | | |
| 1 | पटकी | 54 | 33 | 87 | Cholera | |
| 2 | विषमज्वर | 35 | 31 | 66 | Typhoid | |
| 3 | अन्नातील विषबाधा | 6 | 4 | 10 | Food poisoning | |
| 4 | आमांश व हगवण | 287 | 265 | 552 | Diarrhea & Gastroenteritis | |
| 5 | क्षय | 8,665 | 3,966 | 12,631 | Tuberculosis | |
| 6 | प्लेग | 0 | 0 | 0 | Plague | |
| 7 | कुष्ठरोग | 8 | 8 | 16 | Leprosy | |
| 8 | धनुर्वात | 20 | 14 | 34 | Tetanus | |
| 9 | घटसर्प | 4 | 0 | 4 | Diphtheria | |
| 10 | डांग्या खोकला | 0 | 0 | 0 | Whooping Cough | |
| 11 | रक्त दोष | 7,458 | 5,313 | 12,771 | Septicemia | |
| 12 | पोलिओ | 0 | 0 | 0 | Acute Poliomyelitis | |
| 13 | आर्लक | 58 | 19 | 77 | Rabies | |
| 14 | मेंदूचा दाह | 221 | 146 | 367 | Encephalitis | |
| 15 | डेंग्यू | 156 | 112 | 268 | Dengue | |
| 16 | इतर व्हायरल ताप | 223 | 183 | 406 | Other viral fever | |
| 17 | देवी | 0 | 0 | 0 | Small pox | |
| 18 | गोवर | 3 | 4 | 7 | Measles | |
| 19 | यकृत दाह / कावीळ | 323 | 140 | 463 | Hepatitis | |
| 20 | एच.आय.व्ही | 1,069 | 536 | 1,605 | HIV | |
| 21 | मलेरिया | 338 | 193 | 531 | Malaria | |
| 22 | कर्करोग | 7,198 | 6,093 | 13,291 | Neoplasms (Cancer) | |
| 23 | रक्तक्षय | 896 | 887 | 1,783 | Anaemia | |
| 24 | मधुमेह | 4,265 | 3,053 | 7,318 | Diabetes | |
| 25 | मेंदूज्वर | 288 | 172 | 460 | Meningitis | |
| 26 | अपस्मार | 330 | 213 | 543 | Epilepsy | |
| 27 | रक्ताभिसरण प्रणालीचे आजार | 44,190 | 28,248 | 72,438 | Diseases of Circulatory system | |
| 28 | इतर श्वसनाचे आजार | 8,620 | 5,447 | 14,067 | Other Respiratory diseases | |
| 29 | ब्रॉंकायटीस | 397 | 304 | 701 | Bronchitis | |
| 30 | दमा | 1,242 | 969 | 2,211 | Asthma | |
| 31 | शीतज्वर | 30 | 37 | 67 | Influenza | |
| 32 | फुफ्फुसाचा दाह | 3,638 | 2,575 | 6,213 | Pneumonia | |
| 33 | यकृताचे रोग | 7,292 | 1,073 | 8,365 | Liver diseases | |
| 34 | मूत्रपिंड निकामी होणे | 3,943 | 2,636 | 6,579 | Renal (Kidney) failure | |
| 35 | गरोदरपणातील रोग | - | 574 | 574 | Complaints relating to pregnancy | |
| 36 | अर्भकातील कावीळ | 19 | 13 | 32 | Perinatal Jaundice | |
| 37 | वार्धक्य | 3,386 | 3,966 | 7,352 | Senility | |
| 38 | इतर दुखापती | 6,551 | 1,029 | 7,580 | Other Injuries | |
| 39 | भाजणे | 1,758 | 1,104 | 2,862 | Accidental Burns | |
| 40 | अन्नातील विष बाधेव्यतिरिक्त विषबाधा | 1,106 | 204 | 1,310 | Poisoning other than food poisoning | |
| 41 | वाहतूकीचे अपघात | 1,817 | 414 | 2,231 | Transport accidents | |
| 42 | बुडणे | 476 | 152 | 628 | Drowning | |
| 43 | आत्महत्या | 979 | 252 | 1,231 | Suicide | |
| 44 | मनुष्यवध | 148 | 29 | 177 | Homicide (Assault) | |
| 45 | इतर हिंसा | 4,973 | 749 | 5,722 | Other Violence | |
| 46 | सर्प व इतर विषारी प्राणी दंश | 107 | 37 | 144 | Bites of snakes & other venomous animals | |
| 47 | इतर कारणे | 18,893 | 11,404 | 30,297 | Other causes | |
| | | एकूण | 1,41,170 | 82,383 | 2,23,553 | Total |

आधार :- एम.सी.सी.डी अहवाल २०१३, भारताचे महानिबंधक

Source:- MCCD Report 2013, Registrar General of India

3. जीवनविषयक माहिती / VITAL STATISTICS

तक्ता क्रमांक / TABLE No. 3.4

नोंदणी झालेले मृत्युंची स्त्री-पुरुष लिंगानुसार व वयोगटानुसार संख्या / Number of Registered Deaths by age and gender (2012)

| वयोगट Age Group (1) | ग्रामीण / Rural | | | नागरी / Urban | | | एकूण / Total | | |
|---------------------------|-----------------------|--------------------------|----------------------|-----------------------|--------------------------|----------------------|-----------------------|--------------------------|-----------------------|
| | पुरुष Males (2) | स्त्री Females (3) | एकूण Total (4) | पुरुष Males (5) | स्त्री Females (6) | एकूण Total (7) | पुरुष Males (8) | स्त्री Females (9) | एकूण Total (10) |
| (1) 1 वर्षाखालील | | | | | | | | | |
| Below 1 year | N.A. | N.A. | N.A. | N.A. | N.A. | N.A. | 13,193 | 8,541 | 21,734 |
| 1 to 4 years | N.A. | N.A. | N.A. | N.A. | N.A. | N.A. | 2,820 | 2,402 | 5,222 |
| 5 to 14 years | N.A. | N.A. | N.A. | N.A. | N.A. | N.A. | 4,633 | 3,643 | 8,276 |
| 15 to 24 years | N.A. | N.A. | N.A. | N.A. | N.A. | N.A. | 11,603 | 9,202 | 20,805 |
| 25 to 34 years | N.A. | N.A. | N.A. | N.A. | N.A. | N.A. | 20,779 | 11,171 | 31,950 |
| 35 to 44 years | N.A. | N.A. | N.A. | N.A. | N.A. | N.A. | 32,140 | 14,746 | 46,886 |
| 45 to 54 years | N.A. | N.A. | N.A. | N.A. | N.A. | N.A. | 44,094 | 21,377 | 65,471 |
| 55 to 64 years | N.A. | N.A. | N.A. | N.A. | N.A. | N.A. | 52,352 | 31,262 | 83,614 |
| 65 to 69 years | N.A. | N.A. | N.A. | N.A. | N.A. | N.A. | 36,978 | 26,963 | 63,941 |
| 70 वर्षावरील | N.A. | N.A. | N.A. | N.A. | N.A. | N.A. | 1,35,468 | 1,29,710 | 2,65,178 |
| above 70 years | | | | | | | | | |
| वय माहित नसलेले | N.A. | N.A. | N.A. | N.A. | N.A. | N.A. | 27,701 | 10,953 | 38,654 |
| Age not Stated | | | | | | | | | |
| एकूण / Total | N.A. | N.A. | N.A. | N.A. | N.A. | N.A. | 3,81,761 | 2,69,970 | 6,51,731 |

N.A. - Not Available

आधार :- आरोग्य सेवा संचालनालय, महाराष्ट्र शासन, पुणे

Source:- Directorate of Health Services, Government of Maharashtra, Pune.

3. जीवनविषयक माहिती / VITAL STATISTICS

तक्ता क्रमांक / TABLE No. 3.5

अर्भक मृत्यू दर व मातामृत्यू प्रमाण / Infant Mortality and Maternal Mortality Rates
(2013)

| अ.क्र. Sr. No. | जिल्हे (2) | अर्भक-मृत्यू दर Infant mortality Rates | | | माताविषयक मृत्युंचे दर Maternal mortality Rates | | | Districts (2) |
|-------------------------|---------------|---|-----------------------|----------------------|--|-----------------------|----------------------|--------------------------|
| | | ग्रामीण Rural (3) | नागरी Urban (4) | एकूण Total (5) | ग्रामीण Rural (6) | नागरी Urban (7) | एकूण Total (8) | |
| 1 | मुंबई शहर | } | 26.4 | 26.4 | N.A. | N.A. | N.A. | } Mumbai City |
| 2 | मुंबई उपनगर | | | | | | | |
| 3 | ठाणे | 0.45 | 13.5 | 11.2 | N.A. | N.A. | N.A. | Thane |
| 4 | रायगड | 1.95 | 8.4 | 4.9 | N.A. | N.A. | N.A. | Raigad |
| 5 | रत्नागिरी | 3.09 | 2.2 | 2.6 | N.A. | N.A. | N.A. | Ratnagiri |
| 6 | सिंधुदुर्ग | 3.91 | 2.7 | 3.2 | N.A. | N.A. | N.A. | Sindhudurg |
| 7 | नाशिक | 4.50 | 21.2 | 15.3 | N.A. | N.A. | N.A. | Nashik |
| 8 | धुळे | 0.52 | 18.6 | 11.7 | N.A. | N.A. | N.A. | Dhule |
| 9 | नंदुरबार | 11.17 | 14.2 | 12.2 | N.A. | N.A. | N.A. | Nandurbar |
| 10 | जळगाव | 1.01 | 2.3 | 1.8 | N.A. | N.A. | N.A. | Jalgaon |
| 11 | अहमदनगर | 6.08 | 4.2 | 5.3 | N.A. | N.A. | N.A. | Ahmednagar |
| 12 | पुणे | 0.00 | 10.9 | 8.4 | N.A. | N.A. | N.A. | Pune |
| 13 | सातारा | 1.02 | 12.9 | 7.2 | N.A. | N.A. | N.A. | Satara |
| 14 | सांगली | 0.04 | 14.4 | 8.2 | N.A. | N.A. | N.A. | Sangli |
| 15 | सोलापूर | 0.36 | 12.4 | 7.1 | N.A. | N.A. | N.A. | Solapur |
| 16 | कोल्हापूर | 0.58 | 15.5 | 10.4 | N.A. | N.A. | N.A. | Kolhapur |
| 17 | औरंगाबाद | 0.38 | 17.8 | 13.2 | N.A. | N.A. | N.A. | Aurangabad |
| 18 | जालना | 2.95 | 0.0 | 1.6 | N.A. | N.A. | N.A. | Jalna |
| 19 | परभणी | 10.00 | 3.0 | 5.5 | N.A. | N.A. | N.A. | Parbhani |
| 20 | हिंगोली | 0.87 | 1.8 | 1.3 | N.A. | N.A. | N.A. | Hingoli |
| 21 | बीड | 0.71 | 7.7 | 4.9 | N.A. | N.A. | N.A. | Beed |
| 22 | नांदेड | 4.15 | 18.0 | 13.8 | N.A. | N.A. | N.A. | Nanded |
| 23 | उस्मानाबाद | 1.20 | 4.9 | 3.4 | N.A. | N.A. | N.A. | Osmanabad |
| 24 | लातूर | 0.50 | 9.8 | 6.6 | N.A. | N.A. | N.A. | Latur |
| 25 | बुलढाणा | 4.65 | 5.9 | 5.4 | N.A. | N.A. | N.A. | Buldhana |
| 26 | अकोला | 0.21 | 14.9 | 10.4 | N.A. | N.A. | N.A. | Akola |
| 27 | वाशिम | 0.75 | 29.9 | 14.7 | N.A. | N.A. | N.A. | Washim |
| 28 | अमरावती | 8.30 | 24.1 | 19.9 | N.A. | N.A. | N.A. | Amravati |
| 29 | यवतमाळ | 0.22 | 12.1 | 7.4 | N.A. | N.A. | N.A. | Yavatmal |
| 30 | वर्धा | 15.83 | 8.7 | 13.3 | N.A. | N.A. | N.A. | Wardha |
| 31 | नागपूर | 0.89 | 26.3 | 23.1 | N.A. | N.A. | N.A. | Nagpur |
| 32 | भंडारा | 3.15 | 1.7 | 2.3 | N.A. | N.A. | N.A. | Bhandara |
| 33 | गोंदिया | 2.21 | 25.1 | 12.4 | N.A. | N.A. | N.A. | Gondiya |
| 34 | चंद्रपूर | 2.18 | 20.6 | 13.1 | N.A. | N.A. | N.A. | Chandrapur |
| 35 | गडचिरोली | 3.67 | 1.1 | 3.5 | N.A. | N.A. | N.A. | Gadchiroli |
| महाराष्ट्र राज्य | | 2.77 | 15.2 | 11.0 | N.A. | N.A. | 68 | Maharashtra State |

N.A.- Not Available

आधार :- आरोग्य सेवा संचालनालय, महाराष्ट्र शासन, पुणे

Source:- Directorate of Health Services, Government of Maharashtra, Pune.

3. जीवनविषयक माहिती / VITAL STATISTICS

तक्ता क्रमांक / TABLE No. 3.6

महाराष्ट्र राज्यातील जीवनविषयक महत्त्वाचे दर / Important Vital Rates in respect of Maharashtra State.
(2013)

| अ.क्र. Sr. No. (1) | बाब (2) | (3) | Item (2) |
|--------------------------|--|------|---|
| 1 | जन्मसमयी स्त्री-पुरुष प्रमाण | 90.1 | Sex Ratio at Birth |
| 2 | मृत्युसमयी स्त्री-पुरुष प्रमाण | 70.7 | Sex Ratio at Death |
| 3 | जीवनविषयक निर्देशांक | 2.9 | Vital Index |
| 4 | प्रमुख कारणांमुळे झालेल्या मृत्युंचे दर लाख लोकसंख्येमागे प्रमाण | | Death rate per lakh population by principal causes. |
| 4.1 | पटकी | | Cholera |
| 4.2 | देवी | | Small pox |
| 4.3 | प्लेग | N.A. | Plague |
| 4.4 | ताप | | Fevers |
| 4.5 | श्वसनाचे रोग | | Respiratory diseases |
| 4.6 | आमांश व अतिसार | | Dysentery and diarrhea |
| 4.7 | दुखापती | | Injuries |
| 4.8 | इतर सर्व कारणे | | All other causes |

N.A.- Not Available

आधार :- आरोग्य सेवा संचालनालय, महाराष्ट्र शासन, पुणे

Source:- Directorate of Health Services, Govt. of Maharashtra, Pune

3. जीवनविषयक माहिती / VITAL STATISTICS

तक्ता क्रमांक / TABLE No. 3.7

जन्म दर, मृत्यु दर व अर्भक मृत्यु दर / Birth Rate, Death Rate and Infant Mortality Rate
(2013)

| अ.क्र. Sr. No. (1) | जिल्हे (2) | जन्म दर / Birth Rate | | | मृत्यु दर / Death Rate | | | अर्भक-मृत्यु दर / Infant Mortality Rates | | | Districts (2) |
|-----------------------------|---------------|-------------------------|-----------------------|----------------------|---------------------------|-----------------------|----------------------|---|------------------------|-----------------------|--------------------------------|
| | | ग्रामीण Rural (3) | नागरी Urban (4) | एकूण Total (5) | ग्रामीण Rural (6) | नागरी Urban (7) | एकूण Total (8) | ग्रामीण Rural (9) | नागरी Urban (10) | एकूण Total (11) | |
| 1 | मुंबई शहर | 0.0 | 13.9 | 13.9 | 0.0 | 7.1 | 7.1 | 0 | 26.4 | 26.4 | Mumbai City Mumbai Suburban |
| 2 | मुंबई उपनगर | | | | | | | | | | |
| 3 | ठाणे | 2.6 | 12.3 | 15.0 | 1.0 | 3.5 | 4.6 | 0.45 | 13.5 | 11.2 | Thane |
| 4 | रायगड | 7.7 | 6.4 | 14.1 | 4.6 | 1.3 | 5.8 | 1.95 | 8.4 | 4.9 | Raigad |
| 5 | रत्नागिरी | 5.9 | 6.6 | 12.5 | 7.4 | 1.4 | 8.8 | 3.09 | 2.2 | 2.6 | Ratnagiri |
| 6 | सिंधुदुर्ग | 4.8 | 7.3 | 12.2 | 7.0 | 1.2 | 8.2 | 3.91 | 2.7 | 3.2 | Sindhudurg |
| 7 | नाशिक | 6.1 | 11.2 | 17.3 | 2.0 | 2.4 | 4.4 | 4.50 | 21.2 | 15.3 | Nashik |
| 8 | धुळे | 6.4 | 10.2 | 16.6 | 2.6 | 2.2 | 4.7 | 0.52 | 18.6 | 11.7 | Dhule |
| 9 | नंदुरबार | 12.4 | 6.4 | 18.8 | 4.4 | 1.3 | 5.7 | 11.17 | 14.2 | 12.2 | Nandurbar |
| 10 | जळगाव | 6.6 | 11.7 | 18.4 | 3.3 | 2.0 | 5.3 | 1.01 | 2.3 | 1.8 | Jalgaon |
| 11 | अहमदनगर | 11.4 | 8.7 | 20.1 | 4.0 | 1.6 | 5.6 | 6.08 | 4.2 | 5.3 | Ahmednagar |
| 12 | पुणे | 3.2 | 10.8 | 14.0 | 1.3 | 3.6 | 5.0 | 0.00 | 10.9 | 8.4 | Pune |
| 13 | सातारा | 8.0 | 8.6 | 16.6 | 4.9 | 2.1 | 7.0 | 1.02 | 12.9 | 7.2 | Satara |
| 14 | सांगली | 7.8 | 10.3 | 18.0 | 4.5 | 3.2 | 7.7 | 0.04 | 14.4 | 8.2 | Sangli |
| 15 | सोलापूर | 9.9 | 12.6 | 22.6 | 3.8 | 2.9 | 6.8 | 0.36 | 12.4 | 7.1 | Solapur |
| 16 | कोल्हापूर | 5.2 | 10.2 | 15.4 | 3.9 | 2.7 | 6.6 | 0.58 | 15.5 | 10.4 | Kolhapur |
| 17 | औरंगाबाद | 6.0 | 17.1 | 23.1 | 1.7 | 2.6 | 4.2 | 0.38 | 17.8 | 13.2 | Aurangabad |
| 18 | जालना | 8.5 | 7.2 | 15.7 | 3.2 | 1.2 | 4.4 | 2.95 | 0.0 | 1.6 | Jalna |
| 19 | परभणी | 6.0 | 10.8 | 16.7 | 2.1 | 1.9 | 4.0 | 10.00 | 3.0 | 5.5 | Parbhani |
| 20 | हिंगोली | 9.4 | 9.6 | 19.0 | 3.0 | 0.8 | 3.9 | 0.87 | 1.8 | 1.3 | Hingoli |
| 21 | बीड | 8.9 | 13.4 | 22.4 | 3.3 | 1.7 | 5.0 | 0.71 | 7.7 | 4.9 | Beed |
| 22 | नांदेड | 8.2 | 18.4 | 26.6 | 2.8 | 2.5 | 5.3 | 4.15 | 18.0 | 13.8 | Nanded |
| 23 | उस्मानाबाद | 7.3 | 10.7 | 18.1 | 3.6 | 1.3 | 5.0 | 1.20 | 4.9 | 3.4 | Osmanabad |
| 24 | लातूर | 7.9 | 14.8 | 22.7 | 2.7 | 1.5 | 4.2 | 0.50 | 9.8 | 6.6 | Latur |
| 25 | बुलढाणा | 9.3 | 12.3 | 21.6 | 3.8 | 1.6 | 5.3 | 4.65 | 5.9 | 5.4 | Buldhana |
| 26 | अकोला | 5.1 | 11.7 | 16.8 | 3.0 | 3.7 | 6.7 | 0.21 | 14.9 | 10.4 | Akola |
| 27 | वाशिम | 8.6 | 7.9 | 16.5 | 3.0 | 1.2 | 4.2 | 0.75 | 29.9 | 14.7 | Washim |
| 28 | अमरावती | 4.8 | 13.4 | 18.1 | 3.3 | 3.3 | 6.6 | 8.30 | 24.1 | 19.9 | Amravati |
| 29 | यवतमाळ | 8.0 | 12.4 | 20.3 | 3.4 | 1.9 | 5.4 | 0.22 | 12.1 | 7.4 | Yavatmal |
| 30 | वर्धा | 8.8 | 4.8 | 13.6 | 5.2 | 2.0 | 7.1 | 15.83 | 8.7 | 13.3 | Wardha |
| 31 | नागपूर | 2.1 | 14.5 | 16.6 | 1.8 | 6.0 | 7.8 | 0.89 | 26.3 | 23.1 | Nagpur |
| 32 | भंडारा | 7.6 | 10.6 | 18.2 | 6.0 | 1.9 | 7.9 | 3.15 | 1.7 | 2.3 | Bhandara |
| 33 | गोंदिया | 9.4 | 7.5 | 16.9 | 5.8 | 1.5 | 7.3 | 2.21 | 25.1 | 12.4 | Gondiya |
| 34 | चंद्रपूर | 6.6 | 9.8 | 16.4 | 4.1 | 2.9 | 7.0 | 2.18 | 20.6 | 13.1 | Chandrapur |
| 35 | गडचिरोली | 12.9 | 0.8 | 13.8 | 5.1 | 0.7 | 5.8 | 3.67 | 1.1 | 3.5 | Gadchiroli |
| महाराष्ट्र राज्य | | 5.8 | 11.5 | 17.3 | 2.7 | 3.1 | 5.8 | 2.77 | 15.2 | 11.0 | Maharashtra State |

टिप : (१) जन्म व मृत्युच्या नोंदी जेथून उपलब्ध झाल्या त्या खेडी व शहरांच्या वर्षाच्या मध्यावधी अंदाजित लोकसंख्येवर जन्म व मृत्यु दर आधारलेले आहेत.

(२) जन्म व मृत्यु दर एक हजार अंदाजित लोकसंख्येमागे आहेत. अर्भक मृत्यु दर एक हजार जिवंत जन्मामागे आहेत.

(३) न्यून नोंदणीमुळे जन्म व मृत्यु दर कमी आहेत. / The rates are low due to under registration of births and deaths.

Note : (1) The birth and death rates are based on the midyear estimated population of the village and towns from which the birth and death records were actually received.

(2) The birth and death rates are per thousand estimated population. Infant mortality rates are per 1,000 live births.

आधार :- आरोग्य सेवा संचालनालय, महाराष्ट्र शासन, पुणे / Source:- Directorate of Health Services, Government of Maharashtra, Pune.

3. जीवनविषयक माहिती / VITAL STATISTICS

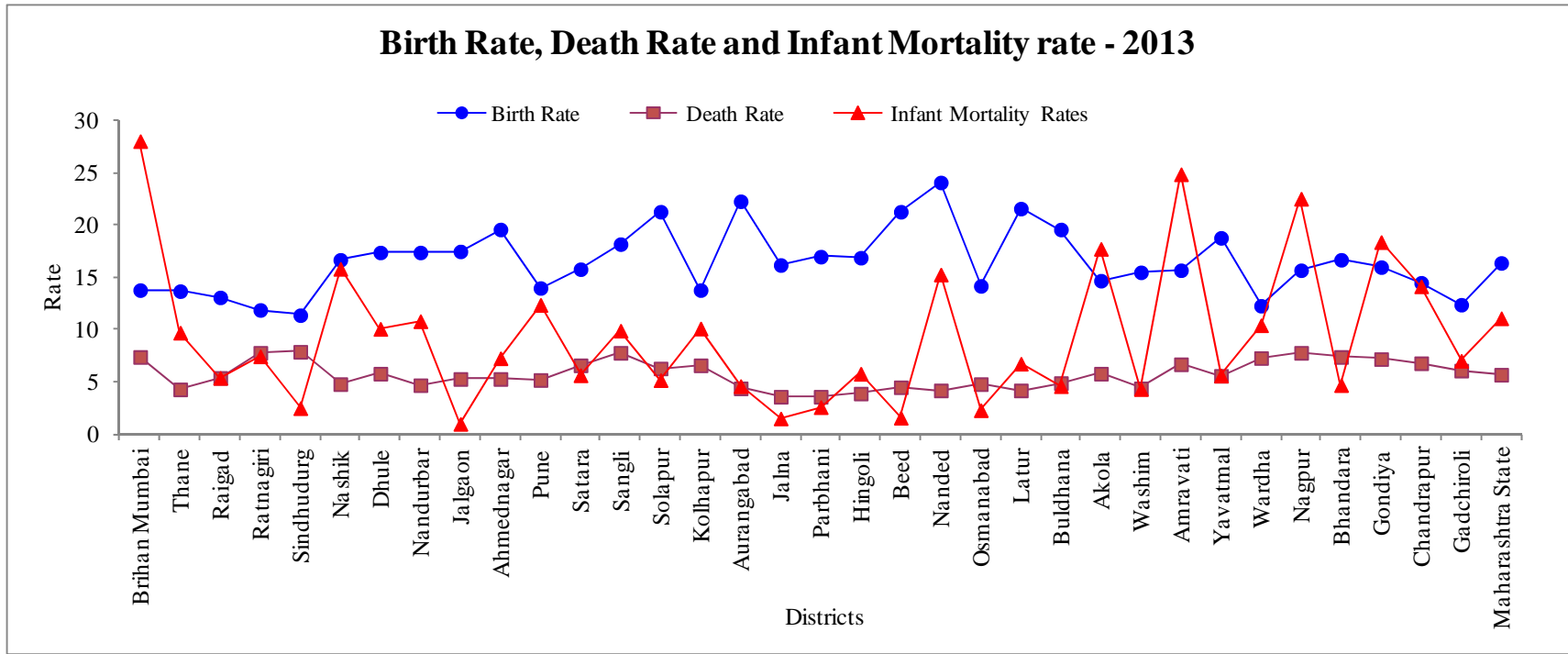
तक्ता क्रमांक / TABLE No. 3.8

रोगांच्या प्रमुख कारणांनुसार मृत्यूंची संख्या / Number of deaths according to principal causes of major diseases
(2013)

| अ.क्र. Sr. No. | प्रमुख कारणे 2 | मृत्यूंची संख्या / Number Of Deaths | | | Principal causes 6 |
|-------------------|---|-------------------------------------|-------------------------|-------------------|---|
| | | पुरुष /Males 3 | स्त्रिया / Females 4 | एकूण / Total 5 | |
| 1 | 2 | 3 | 4 | 5 | 6 |
| 1 | संसर्गजन्य आणि परजीवांमुळे होणारे काही आजार | 19,433 | 11,256 | 30,689 | Certain infectious and parasitic diseases |
| 2 | कर्करोग | 7,198 | 6,093 | 13,291 | Neoplasm |
| 3 | रूधिराविषयीचे आजार | 1,109 | 1,068 | 2,177 | Diseases of blood forming organs & certain disorders involving the immune mechanism |
| 4 | अंतःस्त्रावी, चयापचय संस्थेचे आजार | 4,758 | 3,480 | 8,238 | Endocrine, nutritional and metabolic diseases |
| 5 | मानसिक आजार | 83 | 44 | 127 | Mental and Behavioral disorders |
| 6 | मज्जासंस्थेविषयक आजार | 2,159 | 1,376 | 3,535 | Diseases of the nervous system |
| 7 | डोळ्यांचे आजार | 5 | 7 | 12 | Diseases of the eye and adnexa |
| 8 | कानासंबंधित आजार | 4 | 1 | 5 | Diseases of the ear and mastoid system |
| 9 | रक्ताभिसरण संस्थेविषयक आजार | 44,190 | 28,248 | 72,438 | Diseases of the circulatory system |
| 10 | श्वसनाचे आजार | 13,627 | 9,114 | 22,741 | Diseases of the respiratory system |
| 11 | पचनसंस्थाविषयक आजार | 8,472 | 1,615 | 10,087 | Diseases of the digestive system |
| 12 | त्वचेसंबंधित आजार | 254 | 135 | 389 | Diseases of the skin and subcutaneous issue |
| 13 | स्नायूसंबंधित आजार | 69 | 123 | 192 | Diseases of the musculoskeletal system and connective issue |
| 14 | जननेंद्रियासंबंधित आजार | 4,364 | 2,919 | 7,283 | Diseases of the genitourinary system |
| 15 | गर्भधारणेसंबंधित आजार | - | 574 | 574 | Pregnancy, Childbirth and the puerperium |
| 16 | जन्मपूर्व काळातील आजार | 6,726 | 3,783 | 10,509 | Certain conditions originating in the perinatal period |
| 17 | जन्मजात दोष / विकृती | 566 | 323 | 889 | Congenital malformations. Deformations and chromosomal abnormalities |
| 18 | अवर्गीकृत इतर वैद्यकीय कारणे | 14,811 | 9,198 | 24,009 | Symptoms, signs and abnormal clinical and laboratory findings n.e.c |
| 19 | दुखापती, विषबाधा व इतर बाह्य कारणे | 13,342 | 3,026 | 16,368 | Injury, poisoning and certain other consequences of external causes |
| एकूण | | 1,41,170 | 82,383 | 2,23,553 | Total |

आधार :- एम.सी.सी.डी अहवाल २०१३, भारताचे महानिबंधक

Source:- MCCD Report 2013, Registrar General of India



४. गृहनिर्माण :

४.१ या विभागात जनगणना २०११ नुसार घरबांधणी विषयी गोळा करण्यात आलेली माहिती देण्यात आली आहे.

४.२ जनगणना २०११ मध्ये “घराची” व्याख्या म्हणजे एक ठिकाण अथवा निवासगृह (वस्ती असेलेले किंवा वस्ती नसलेले), दुकान, दुकान व निवासी (संमिश्र) उद्योगधंद्याचे ठिकाण व कार्यशाळा इत्यादीसाठी असलेले एखादे बांधकाम किंवा त्याचा भाग, ज्याला रस्त्यावरून, सार्वजनिक जिन्यावरून, शिवारातून किंवा मुख्य दरवाजातून प्रवेश करता येण्यासारखे प्रवेशद्वार आहे, असे ठिकाण अशी व्याख्या करण्यात आली. तक्ता क्रमांक ४.२ मध्ये घराच्या वापरानुसार व जनगणना झालेल्या कुटुंबांचे वापरात असलेल्या खोल्यांच्या संख्येनुसार वर्गीकरण दिले आहे. चार भिंती, डोक्यावर छप्पर व प्रवेशद्वार असलेले आणि ज्याचा आकार कमीतकमी ६ X ६ फुट असेल अशा जागेस “खोली” म्हणतात. बंद न केलेली छपरी, स्वयंपाकाची खोली, भांडार, गरेंज, गुरांचा गोठा किंवा ज्या खोलीचा आकार ६ X ६ फूटांपेक्षा कमी आहे अशा जागा खोली म्हणून गणल्या जात नाही. अशा प्रकारच्या कोणत्याही जागी राहत असलेल्या कुटुंबांना नियमानुसार “खोलीत” राहतात असे समजले जात नाही. “कुटुंब” म्हणजे एकाच घरात एकत्र राहणाऱ्या आणि त्याच ठिकाणी शिजवलेले भोजन घेणाऱ्या व्यक्तींचा समूह, कुटुंबातील कोणत्याही व्यक्तीस कामकाजाच्या निकडीमुळे असे करणे शक्य नसले तरी, त्या व्यक्तीस त्या कुटुंबातील गणले जाते. ह्या ठिकाणी दिलेली माहिती फक्त कुटुंबसंस्थेपुरतीच मर्यादित आहे. संस्थांतील कुटुंबे उदा.वसतिगृहे, राहण्याची व जेवणाची सोय असलेल्या खानावळी, तुरुंग, दवाखाने इ. ठिकाणी राहणाऱ्या व्यक्तींचा समूह जरी “कुटुंब” संज्ञेच्या व्याख्येत बसत असला तरी त्यांचा त्यात समावेश करण्यात आलेला नाही.

4. Housing :

4.1. This section gives data on housing collected through Population Census 2011.

4.2. In the Census 2011 “House” is defined as a structure or part of a structure (inhabited or vacant) or a dwelling, a shop, a shop-cum-dwelling or a place of business, workshops, etc. with a separate entrance whether that separate entrance led directly to the street or to a common staircase, court-yard or a gate. The classification of houses according to the purpose for which they were used and the distribution of households by the number of rooms occupied is given in Table No.4.2. A room has four walls with a door way and a roof overhead and of at least 6’X6’ dimensions. Unenclosed verandah, kitchen, store, garage and cattle shed or places of sizes smaller than 6’X6’ are not treated as rooms. Households residing in any one of such places are treated as having no regular room. A ‘household’ is a group of persons who commonly live together in the same house and take their meals from a common mess unless exigencies of work prevent one of them from doing so. Material presented here is restricted only to the family type of households. Institutional households, i.e. groups of persons residing in hostels, boardings, prisons, hospitals, etc., who otherwise satisfy the definition of household are not included here

4. गृहविषयक सांख्यिकी /
तक्ता क्रमांक/
घरांची वापरानुसार केलेली वर्गवारी/
जनगणना २०११/

| अ.क्र. Sr. No. | जिल्हा | एकूण ग्रामीण नागरी | जनगणनेनुसार घरांची संख्या Total Number of census houses | घरांची यादी करतवेळी रिकामी आढळलेली घरे Census houses vacant at the time of house listing | निवास Residence | निवासासह अन्य वापर Residence cum- other use | दुकान, कार्यालय Shop, Office | वापरातील Occupied |
|----------------------|-------------|--------------------------|---|--|--------------------|---|---------------------------------------|---|
| | | | | | | | | शाळा, कॉलेज इत्यादि Schools, College, etc., |
| (1) | (2) | (3) | (4) | (5) | (6) | (7) | (8) | (9) |
| 1 | मुंबई शहर | ए | 11,07,321 | 1,15,947 | 6,16,617 | 17,847 | 1,62,333 | 2,434 |
| | | ग्रा | - | - | - | - | - | - |
| | | ना | 11,07,321 | 1,15,947 | 6,16,617 | 17,847 | 1,62,333 | 2,434 |
| 2 | मुंबई उपनगर | ए | 30,78,829 | 3,63,895 | 19,80,017 | 42,439 | 2,15,829 | 8,633 |
| | | ग्रा | - | - | - | - | - | - |
| | | ना | 30,78,829 | 3,63,895 | 19,80,017 | 42,439 | 2,15,829 | 8,633 |
| 3 | ठाणे | ए | 36,18,151 | 5,42,463 | 23,67,432 | 54,489 | 2,51,255 | 15,522 |
| | | ग्रा | 7,13,994 | 89,942 | 4,97,015 | 25,339 | 18,497 | 9,047 |
| | | ना | 29,04,157 | 4,52,521 | 18,70,417 | 29,150 | 2,32,758 | 6,475 |
| 4 | रायगड | ए | 9,59,028 | 1,83,653 | 5,83,281 | 9,937 | 42,944 | 8,232 |
| | | ग्रा | 5,81,868 | 99,240 | 3,67,594 | 6,509 | 13,494 | 6,993 |
| | | ना | 3,77,160 | 84,413 | 2,15,687 | 3,428 | 29,450 | 1,239 |
| 5 | रत्नागिरी | ए | 6,39,362 | 85,914 | 3,83,073 | 5,002 | 24,725 | 5,866 |
| | | ग्रा | 5,38,538 | 67,911 | 3,24,669 | 4,044 | 14,308 | 5,426 |
| | | ना | 1,00,824 | 18,003 | 58,404 | 958 | 10,417 | 440 |
| 6 | सिंधुदुर्ग | ए | 3,40,836 | 50,181 | 1,97,545 | 3,253 | 13,862 | 3,313 |
| | | ग्रा | 2,95,847 | 41,068 | 1,73,883 | 2,534 | 9,530 | 3,040 |
| | | ना | 44,989 | 9,113 | 23,662 | 719 | 4,332 | 273 |
| 7 | नाशिक | ए | 16,68,932 | 2,07,948 | 11,49,340 | 24,789 | 95,815 | 12,613 |
| | | ग्रा | 9,04,661 | 97,252 | 6,45,235 | 12,924 | 30,856 | 10,410 |
| | | ना | 7,64,271 | 1,10,696 | 5,04,105 | 11,865 | 64,959 | 2,203 |
| 8 | धुळे | ए | 5,28,790 | 53,203 | 98,956 | 8,023 | 20,775 | 3,800 |
| | | ग्रा | 3,82,777 | 38,551 | 2,92,838 | 4,794 | 8,750 | 3,321 |
| | | ना | 1,46,013 | 14,652 | 1,06,118 | 3,229 | 12,025 | 479 |
| 9 | नंदुरबार | ए | 4,05,012 | 31,562 | 2,98,251 | 19,688 | 14,299 | 5,792 |
| | | ग्रा | 3,33,440 | 22,893 | 2,50,774 | 18,206 | 6,601 | 5,403 |
| | | ना | 71,572 | 8,669 | 47,477 | 1,482 | 7,698 | 389 |
| 10 | जळगाव | ए | 11,69,788 | 1,15,971 | 8,76,097 | 12,928 | 58,058 | 6,502 |
| | | ग्रा | 7,96,223 | 76,432 | 6,09,095 | 7,136 | 24,087 | 5,326 |
| | | ना | 3,73,565 | 39,539 | 2,67,002 | 5,792 | 33,971 | 1,176 |
| 11 | अहमदनगर | ए | 13,23,404 | 1,36,152 | 8,83,053 | 16,544 | 76,285 | 11,634 |
| | | ग्रा | 10,41,393 | 98,586 | 7,04,388 | 11,553 | 45,271 | 10,449 |
| | | ना | 2,82,011 | 37,566 | 1,78,665 | 4,991 | 31,014 | 1,185 |
| 12 | पुणे | ए | 32,22,457 | 5,78,090 | 20,31,309 | 38,337 | 2,14,193 | 14,797 |
| | | ग्रा | 11,65,718 | 2,00,698 | 7,23,303 | 19,351 | 46,708 | 10,088 |
| | | ना | 20,56,739 | 3,77,392 | 13,08,006 | 18,986 | 1,67,485 | 4,709 |

HOUSING STATISTICS**TABLE No. 4.1****Classification of houses according to use
Population Census, 2011**

| घरे Census houses used as | | | | | | | |
|---|---|--|--------------------------------------|--|--|-------------------------|-----------------|
| हॉटेल, लॉज इत्यादि Hotel, Lodge Guest House etc. | हॉस्पिटल दवाखाना, Hospital, Dispensary etc. | कारखाने यंत्रशाळा व तात्पुरत्या जागा Factories, workshops and work shed etc. | प्रार्थनालये Places of worship | इतर बिगर- निवासी वापर Other Non- residential use | वापरात असलेल्या बंद गणना घरांची संख्या No. of occupied locked census houses | Total Rural Urban | District |
| (10) | (11) | (12) | (13) | (14) | (15) | (3) | (2) |
| 6,100 | 4,502 | 32,664 | 3,590 | 1,31,353 | 13,934 | T | Mumbai City |
| - | - | - | - | - | 0 | R | |
| 6,100 | 4,502 | 32,664 | 3,590 | 1,31,353 | 13,934 | U | |
| 11,691 | 11,084 | 72,274 | 8,357 | 3,24,708 | 39,902 | T | Mumbai Suburban |
| - | - | - | - | - | 0 | R | |
| 11,691 | 11,084 | 72,274 | 8,357 | 3,24,708 | 39,902 | U | |
| 10,785 | 10,871 | 72,129 | 12,478 | 2,55,579 | 25,148 | T | Thane |
| 2,018 | 1,387 | 7,539 | 4,458 | 55,653 | 3,099 | R | |
| 8,767 | 9,484 | 64,590 | 8,020 | 1,99,926 | 22,049 | U | |
| 4,139 | 2,767 | 6,665 | 9,215 | 1,00,228 | 7,967 | T | Raigad |
| 2,213 | 1,281 | 3,675 | 7,710 | 68,860 | 4,299 | R | |
| 1,926 | 1,486 | 2,990 | 1,505 | 31,368 | 3,668 | U | |
| 1,911 | 1,793 | 4,775 | 9,180 | 1,12,304 | 4,819 | T | Ratnagiri |
| 1,299 | 1,240 | 3,495 | 8,566 | 1,04,030 | 3,550 | R | |
| 612 | 553 | 1,280 | 614 | 8,274 | 1,269 | U | |
| 1,326 | 947 | 3,078 | 5,356 | 58,036 | 3,939 | T | Sindhudurg |
| 945 | 723 | 2,267 | 4,976 | 53,602 | 3,279 | R | |
| 381 | 224 | 811 | 380 | 4,434 | 660 | U | |
| 5,044 | 5,456 | 22,431 | 16,713 | 1,18,131 | 10,652 | T | Nashik |
| 2,209 | 2,063 | 7,123 | 12,318 | 80,092 | 4,179 | R | |
| 2,835 | 3,393 | 15,308 | 4,395 | 38,039 | 6,473 | U | |
| 999 | 1,257 | 2,743 | 3,399 | 33,820 | 1,815 | T | Dhule |
| 550 | 693 | 1,259 | 2,644 | 28,417 | 960 | R | |
| 449 | 564 | 1,484 | 755 | 5,403 | 855 | U | |
| 611 | 943 | 1,422 | 2,427 | 29,118 | 899 | T | Nandurbar |
| 346 | 636 | 796 | 1,972 | 25,197 | 616 | R | |
| 265 | 307 | 626 | 455 | 3,921 | 283 | U | |
| 2,371 | 3,124 | 6,213 | 9,499 | 75,313 | 3,712 | T | Jalgaon |
| 1,306 | 1,489 | 2,713 | 7,117 | 59,120 | 2,402 | R | |
| 1,065 | 1,635 | 3,500 | 2,382 | 16,193 | 1,310 | U | |
| 5,325 | 4,081 | 11,639 | 19,372 | 1,54,502 | 4,817 | T | Ahmednagar |
| 3,487 | 2,645 | 7,961 | 16,889 | 1,36,895 | 3,269 | R | |
| 1,838 | 1,436 | 3,678 | 2,483 | 17,607 | 1,548 | U | |
| 14,622 | 10,892 | 40,373 | 25,969 | 2,28,436 | 25,439 | T | Pune |
| 5,192 | 2,850 | 12,907 | 16,765 | 1,21,045 | 6,811 | R | |
| 9,430 | 8,042 | 27,466 | 9,204 | 1,07,391 | 18,628 | U | |

| (1) | (2) | (3) | (4) | (5) | (6) | (7) | (8) | (9) |
|-----|------------|------|-----------|----------|----------|--------|--------|-------|
| 13 | सातारा | ए | 9,75,471 | 1,36,448 | 6,13,970 | 24,273 | 47,533 | 8,499 |
| | | ग्रा | 7,74,522 | 1,02,745 | 4,96,194 | 20,340 | 26,675 | 7,452 |
| | | ना | 2,00,949 | 33,703 | 1,17,776 | 3,933 | 20,858 | 1,047 |
| 14 | सांगली | ए | 8,53,673 | 97,233 | 5,65,554 | 18,144 | 48,584 | 5,810 |
| | | ग्रा | 6,26,872 | 67,410 | 4,17,906 | 13,344 | 26,936 | 5,051 |
| | | ना | 2,26,801 | 29,823 | 1,47,648 | 4,800 | 21,648 | 759 |
| 15 | सोलापूर | ए | 11,56,231 | 1,14,418 | 8,36,699 | 20,037 | 64,928 | 8,124 |
| | | ग्रा | 7,79,929 | 76,877 | 5,73,018 | 8,913 | 30,465 | 6,847 |
| | | ना | 3,76,302 | 37,541 | 2,63,681 | 11,124 | 34,463 | 1,277 |
| 16 | कोल्हापूर | ए | 11,79,314 | 1,16,895 | 7,66,421 | 48,543 | 63,465 | 7,777 |
| | | ग्रा | 7,96,496 | 75,969 | 5,11,276 | 39,664 | 28,203 | 6,347 |
| | | ना | 3,82,818 | 40,926 | 2,55,145 | 8,879 | 35,262 | 1,430 |
| 17 | औरंगाबाद | ए | 9,79,132 | 98,667 | 7,20,939 | 13,796 | 57,247 | 6,403 |
| | | ग्रा | 5,51,789 | 53,130 | 4,11,522 | 6,424 | 22,187 | 4,941 |
| | | ना | 4,27,343 | 45,537 | 3,09,417 | 7,372 | 35,060 | 1,462 |
| 18 | जालना | ए | 5,02,830 | 41,989 | 3,79,429 | 7,824 | 22,859 | 4,000 |
| | | ग्रा | 4,04,746 | 31,415 | 3,12,603 | 5,257 | 13,458 | 3,604 |
| | | ना | 98,084 | 10,574 | 66,826 | 2,567 | 9,401 | 396 |
| 19 | परभणी | ए | 4,27,239 | 20,365 | 3,52,466 | 6,725 | 17,592 | 2,673 |
| | | ग्रा | 2,93,480 | 11,882 | 2,52,040 | 3,282 | 5,567 | 2,074 |
| | | ना | 1,33,759 | 8,483 | 1,00,426 | 3,443 | 12,025 | 599 |
| 20 | हिंगोली | ए | 2,84,369 | 19,726 | 2,22,091 | 4,009 | 9,413 | 2,059 |
| | | ग्रा | 2,42,456 | 15,988 | 1,91,309 | 2,990 | 5,838 | 1,892 |
| | | ना | 41,913 | 3,738 | 30,782 | 1,019 | 3,575 | 167 |
| 21 | बीड | ए | 6,98,571 | 53,486 | 5,34,713 | 8,623 | 30,790 | 6,459 |
| | | ग्रा | 5,63,114 | 41,893 | 4,38,300 | 6,260 | 16,100 | 5,816 |
| | | ना | 1,35,457 | 11,593 | 96,413 | 2,363 | 14,690 | 643 |
| 22 | नांदेड | ए | 8,21,682 | 52,732 | 6,42,226 | 11,908 | 41,541 | 5,920 |
| | | ग्रा | 5,91,119 | 31,141 | 4,78,963 | 6,976 | 17,264 | 4,750 |
| | | ना | 2,30,563 | 21,591 | 1,63,263 | 4,932 | 24,277 | 1,170 |
| 23 | उस्मानाबाद | ए | 4,44,990 | 36,138 | 3,42,119 | 5,751 | 22,333 | 3,188 |
| | | ग्रा | 3,67,158 | 28,094 | 2,89,560 | 4,445 | 12,817 | 2,812 |
| | | ना | 77,832 | 8,044 | 52,559 | 1,306 | 9,516 | 376 |
| 24 | लातूर | ए | 5,85,632 | 36,083 | 4,64,554 | 8,251 | 35,864 | 3,931 |
| | | ग्रा | 4,28,616 | 24,645 | 3,53,138 | 5,570 | 15,863 | 3,171 |
| | | ना | 1,57,016 | 11,438 | 1,11,416 | 2,681 | 20,001 | 760 |
| 25 | बुलढाणा | ए | 7,28,192 | 56,638 | 5,41,469 | 9,126 | 31,524 | 4,211 |
| | | ग्रा | 5,75,405 | 38,917 | 4,36,844 | 6,341 | 15,866 | 3,611 |
| | | ना | 1,52,787 | 17,721 | 1,04,625 | 2,785 | 15,658 | 600 |
| 26 | अकोला | ए | 5,04,235 | 36,852 | 3,82,574 | 7,051 | 27,431 | 3,114 |
| | | ग्रा | 3,08,158 | 16,658 | 2,41,936 | 4,545 | 8,058 | 2,380 |
| | | ना | 1,96,077 | 20,194 | 1,40,638 | 2,506 | 19,373 | 734 |

Table No. 4.1 contd...

| (10) | (11) | (12) | (13) | (14) | (15) | (3) | (2) |
|-------|-------|--------|--------|----------|-------|-----|------------|
| 3,633 | 3,172 | 8,662 | 13,443 | 1,09,499 | 6,339 | T | Satara |
| 2,002 | 2,004 | 5,484 | 11,827 | 95,704 | 4,095 | R | |
| 1,631 | 1,168 | 3,178 | 1,616 | 13,795 | 2,244 | U | |
| 2,310 | 2,797 | 8,741 | 8,932 | 90,979 | 4,589 | T | Sangli |
| 1,412 | 1,721 | 5,343 | 7,539 | 77,403 | 2,807 | R | |
| 898 | 1,076 | 3,398 | 1,393 | 13,576 | 1,782 | U | |
| 4,094 | 3,286 | 9,572 | 14,925 | 73,548 | 6,600 | T | Solapur |
| 2,601 | 1,796 | 4,865 | 11,881 | 58,892 | 3,774 | R | |
| 1,493 | 1,490 | 4,707 | 3,044 | 14,656 | 2,826 | U | |
| 3,653 | 4,390 | 20,983 | 9,355 | 132,281 | 5,551 | T | Kolhapur |
| 2,018 | 2,392 | 9,511 | 7,521 | 110,503 | 3,092 | R | |
| 1,635 | 1,998 | 11,472 | 1,834 | 21,778 | 2,459 | U | |
| 3,601 | 2,431 | 5,920 | 9,856 | 56,169 | 4,103 | T | Aurangabad |
| 1,566 | 1,021 | 2,331 | 7,657 | 39,567 | 1,443 | R | |
| 2,035 | 1,410 | 3,589 | 2,199 | 16,602 | 2,660 | U | |
| 1,582 | 1,371 | 2,614 | 5,677 | 33,844 | 1,641 | T | Jalna |
| 966 | 944 | 1,515 | 4,979 | 29,038 | 967 | R | |
| 616 | 427 | 1,099 | 698 | 4,806 | 674 | U | |
| 1,208 | 907 | 1,610 | 3,505 | 18,951 | 1,237 | T | Parbhani |
| 422 | 431 | 558 | 2,615 | 14,133 | 476 | R | |
| 786 | 476 | 1,052 | 890 | 4,818 | 761 | U | |
| 664 | 612 | 988 | 2,536 | 21,478 | 793 | T | Hingoli |
| 456 | 449 | 711 | 2,227 | 20,138 | 458 | R | |
| 208 | 163 | 277 | 309 | 1,340 | 335 | U | |
| 2,904 | 2,077 | 3,779 | 7,172 | 46,095 | 2,473 | T | Bid |
| 1,939 | 1,379 | 2,526 | 6,345 | 40,783 | 1,773 | R | |
| 965 | 698 | 1,253 | 827 | 5,312 | 700 | U | |
| 2,600 | 1,809 | 3,521 | 7,192 | 49,648 | 2,585 | T | Nanded |
| 1,360 | 991 | 1,837 | 5,940 | 40,703 | 1,194 | R | |
| 1,240 | 818 | 1,684 | 1,252 | 8,945 | 1,391 | U | |
| 2,012 | 1,054 | 2,376 | 4,725 | 23,711 | 1,583 | T | Osmanabad |
| 1,359 | 727 | 1,575 | 4,172 | 20,535 | 1,062 | R | |
| 653 | 327 | 801 | 553 | 3,176 | 521 | U | |
| 2,519 | 1,488 | 3,686 | 5,340 | 22,618 | 1,298 | T | Latur |
| 1,375 | 835 | 1,870 | 4,535 | 16,838 | 776 | R | |
| 1,144 | 653 | 1,816 | 805 | 5,780 | 522 | U | |
| 1,628 | 1,728 | 3,306 | 7,051 | 69,759 | 1,752 | T | Buldana |
| 901 | 1,026 | 2,141 | 5,722 | 62,722 | 1,314 | R | |
| 727 | 702 | 1,165 | 1,329 | 7,037 | 438 | U | |
| 1,095 | 1,750 | 2,974 | 4,970 | 34,896 | 1,528 | T | Akola |
| 515 | 664 | 1,154 | 3,488 | 28,054 | 706 | R | |
| 580 | 1,086 | 1,820 | 1,482 | 6,842 | 822 | U | |

| (1) | (2) | (3) | (4) | (5) | (6) | (7) | (8) | (9) |
|-------------------------|----------|-------------|--------------------|------------------|--------------------|-----------------|------------------|-----------------|
| 27 | वाशिम | ए | 3,30,846 | 19,656 | 2,52,316 | 4,599 | 12,338 | 2,399 |
| | | ग्रा | 2,74,925 | 14,463 | 2,13,081 | 3,548 | 6,790 | 2,162 |
| | | ना | 55,921 | 5,193 | 39,235 | 1,051 | 5,548 | 237 |
| 28 | अमरावती | ए | 7,81,815 | 49,696 | 6,05,823 | 15,348 | 36,149 | 5,684 |
| | | ग्रा | 5,08,921 | 27,264 | 4,06,086 | 9,379 | 12,324 | 4,484 |
| | | ना | 2,72,894 | 22,432 | 1,99,737 | 5,969 | 23,825 | 1,200 |
| 29 | यवतमाळ | ए | 7,98,132 | 41,230 | 6,25,698 | 11,703 | 33,344 | 6,072 |
| | | ग्रा | 6,29,243 | 27,296 | 5,02,077 | 8,336 | 17,064 | 5,373 |
| | | ना | 1,68,889 | 13,934 | 1,23,621 | 3,367 | 16,280 | 699 |
| 30 | वर्धा | ए | 3,88,704 | 27,711 | 2,93,274 | 8,246 | 16,903 | 3,246 |
| | | ग्रा | 2,68,486 | 16,934 | 2,04,183 | 5,095 | 7,671 | 2,673 |
| | | ना | 1,20,218 | 10,777 | 89,091 | 3,151 | 9,232 | 573 |
| 31 | नागपूर | ए | 13,08,366 | 1,20,272 | 9,64,621 | 28,682 | 79,048 | 7,277 |
| | | ग्रा | 4,30,844 | 39,218 | 3,16,375 | 6,901 | 13,483 | 4,504 |
| | | ना | 8,77,522 | 81,054 | 6,48,246 | 21,781 | 65,565 | 2,773 |
| 32 | भंडारा | ए | 3,56,418 | 30,095 | 2,69,602 | 4,815 | 15,584 | 3,136 |
| | | ग्रा | 2,83,843 | 21,354 | 2,18,388 | 3,729 | 9,342 | 2,660 |
| | | ना | 72,575 | 8,741 | 51,214 | 1,086 | 6,242 | 476 |
| 33 | गोंदिया | ए | 3,86,515 | 27,255 | 2,80,163 | 6,665 | 14,321 | 3,343 |
| | | ग्रा | 3,19,702 | 19,615 | 2,34,230 | 5,066 | 8,161 | 2,998 |
| | | ना | 66,813 | 7,640 | 45,933 | 1,599 | 6,160 | 345 |
| 34 | चंद्रपूर | ए | 6,84,655 | 50,493 | 5,16,427 | 9,627 | 28,780 | 6,507 |
| | | ग्रा | 4,51,324 | 26,189 | 3,43,678 | 5,885 | 11,739 | 5,527 |
| | | ना | 2,33,331 | 24,304 | 1,72,749 | 3,742 | 17,041 | 980 |
| 35 | गडचिरोली | ए | 3,30,840 | 19,642 | 2,38,966 | 5,141 | 8,540 | 4,863 |
| | | ग्रा | 2,93,586 | 15,252 | 2,12,755 | 4,630 | 5,958 | 4,563 |
| | | ना | 37,254 | 4,390 | 26,211 | 511 | 2,582 | 300 |
| महाराष्ट्र राज्य | | ए | 3,35,69,762 | 37,68,699 | 2,31,77,085 | 5,42,163 | 19,56,484 | 2,13,833 |
| | | ग्रा | 1,75,19,193 | 16,56,922 | 1,26,44,256 | 2,99,310 | 5,55,931 | 1,65,195 |
| | | ना | 1,60,50,569 | 21,11,777 | 1,05,32,829 | 2,42,853 | 14,00,553 | 48,638 |

आधार : एच मालिका, महाराष्ट्र - भारताची जनगणना, २०११

Table No. 4.1 contd...

| (10) | (11) | (12) | (13) | (14) | (15) | (3) | (2) |
|-----------------|-----------------|-----------------|-----------------|------------------|-----------------|----------|--------------------------|
| 775 | 841 | 1,191 | 3,402 | 32,786 | 543 | T | Washim |
| 518 | 514 | 785 | 2,786 | 29,877 | 401 | R | |
| 257 | 327 | 406 | 616 | 2,909 | 142 | U | |
| 1,537 | 2,270 | 3,986 | 7,567 | 50,585 | 3,170 | T | Amravati |
| 712 | 1,046 | 1,215 | 5,475 | 39,666 | 1,270 | R | |
| 825 | 1,224 | 2,771 | 2,092 | 10,919 | 1,900 | U | |
| 1,538 | 1,638 | 3,288 | 8,236 | 63,246 | 2,139 | T | Yavatmal |
| 917 | 988 | 1,866 | 7,079 | 57,065 | 1,182 | R | |
| 621 | 650 | 1,422 | 1,157 | 6,181 | 957 | U | |
| 856 | 1,052 | 1,683 | 4,304 | 29,869 | 1,560 | T | Wardha |
| 507 | 647 | 1,029 | 3,276 | 25,440 | 1,031 | R | |
| 349 | 405 | 654 | 1,028 | 4,429 | 529 | U | |
| 2,949 | 4,429 | 9,877 | 10,319 | 74,375 | 6,517 | T | Nagpur |
| 800 | 876 | 1,929 | 5,198 | 40,077 | 1,483 | R | |
| 2,149 | 3,553 | 7,948 | 5,121 | 34,298 | 5,034 | U | |
| 765 | 940 | 1,705 | 3,081 | 25,534 | 1,161 | T | Bhandara |
| 573 | 614 | 1,183 | 2,556 | 22,686 | 758 | R | |
| 192 | 326 | 522 | 525 | 2,848 | 403 | U | |
| 763 | 836 | 1,890 | 3,523 | 46,302 | 1,454 | T | Gondiya |
| 535 | 596 | 1,267 | 3,054 | 43,044 | 1,136 | R | |
| 228 | 240 | 623 | 469 | 3,258 | 318 | U | |
| 1,423 | 1,616 | 2,626 | 5,849 | 59,246 | 2,061 | T | Chandrapur |
| 742 | 852 | 1,457 | 4,140 | 50,005 | 1,110 | R | |
| 681 | 764 | 1,169 | 1,709 | 9,241 | 951 | U | |
| 525 | 674 | 1,129 | 2,253 | 47,870 | 1,237 | T | Gadchiroli |
| 369 | 541 | 801 | 2,069 | 45,699 | 949 | R | |
| 156 | 133 | 328 | 184 | 2,171 | 288 | U | |
| 1,09,558 | 1,00,885 | 3,82,513 | 2,78,768 | 28,34,817 | 2,04,957 | T | Maharashtra State |
| 44,130 | 38,061 | 1,02,688 | 2,05,496 | 17,41,483 | 65,721 | R | |
| 65,428 | 62,824 | 2,79,825 | 73,272 | 10,93,334 | 1,39,236 | U | |

Source: H-Series, Maharashtra - Census of India, 2011

4. गृहविषयक सांख्यिकी / HOUSING STATISTICS

तक्ता क्रमांक / TABLE No. 4.2

वापरातील खोल्यांच्या संख्येनुसार कुटुंबांची संख्या / Households by number of rooms occupied

जनगणना / Population Census, 2011

| अ.क्र. Sr. No. | जिल्हा | एकूण ग्रामीण नागरी | वापरातील खोल्यांच्या संख्येनुसार कुटुंबे | | | | | | | | बेघर कुटुंबे Houseless households | Total Rural Urban | District |
|----------------------|-------------|--------------------------|--|--|------------------|---------------------|---------------------|---------------------|---------------------|-------------------------------|---|-------------------------|-----------------|
| | | | एकूण Total | वेगळी खोली नसलेले No Exclusive room | १ खोली 1 Room | २ खोल्या 2 Rooms | ३ खोल्या 3 Rooms | ४ खोल्या 4 Rooms | ५ खोल्या 5 Rooms | ६ व अधिक 6 & more Rooms | | | |
| (1) | (2) | (3) | (4) | (5) | (6) | (7) | (8) | (9) | (10) | (11) | (12) | (3) | (2) |
| 1 | मुंबई शहर | ए | 6,37,738 | 59,204 | 4,00,177 | 1,00,937 | 49,372 | 18,377 | 5,325 | 4,346 | 10,762 | T | Mumbai City |
| | | ग्रा | - | - | - | - | - | - | - | - | 0 | R | |
| | | ना | 6,37,738 | 59,204 | 4,00,177 | 1,00,937 | 49,372 | 18,377 | 5,325 | 4,346 | 10,762 | U | |
| 2 | मुंबई उपनगर | ए | 20,27,743 | 1,45,133 | 11,26,032 | 4,54,631 | 2,15,718 | 59,342 | 12,382 | 14,505 | 4,512 | T | Mumbai Suburban |
| | | ग्रा | - | - | - | - | - | - | - | - | 0 | R | |
| | | ना | 20,27,743 | 1,45,133 | 11,26,032 | 4,54,631 | 2,15,718 | 59,342 | 12,382 | 14,505 | 4,512 | U | |
| 3 | ठाणे | ए | 24,30,616 | 1,20,417 | 11,09,216 | 7,87,371 | 3,03,405 | 76,471 | 17,313 | 16,423 | 5,984 | T | Thane |
| | | ग्रा | 5,26,397 | 39,533 | 2,45,230 | 1,57,729 | 56,770 | 18,647 | 4,432 | 4,056 | 1,244 | R | |
| | | ना | 19,04,219 | 80,884 | 8,63,986 | 6,29,642 | 2,46,635 | 57,824 | 12,881 | 12,367 | 4,740 | U | |
| 4 | रायगड | ए | 5,96,514 | 22,708 | 2,02,630 | 2,11,589 | 1,05,866 | 36,654 | 8,782 | 8,285 | 1,951 | T | Raigad |
| | | ग्रा | 3,76,520 | 16,126 | 1,40,302 | 1,34,851 | 53,950 | 20,666 | 5,378 | 5,247 | 1,469 | R | |
| | | ना | 2,19,994 | 6,582 | 62,328 | 76,738 | 51,916 | 15,988 | 3,404 | 3,038 | 482 | U | |
| 5 | रत्नागिरी | ए | 3,93,379 | 15,472 | 1,28,979 | 1,36,313 | 64,690 | 29,556 | 9,505 | 8,864 | 1,160 | T | Ratnagiri |
| | | ग्रा | 3,33,645 | 13,468 | 1,15,470 | 1,15,228 | 51,603 | 23,928 | 7,316 | 6,632 | 1,083 | R | |
| | | ना | 59,734 | 2,004 | 13,509 | 21,085 | 13,087 | 5,628 | 2,189 | 2,232 | 77 | U | |
| 6 | सिंधुदुर्ग | ए | 2,05,119 | 7,540 | 49,140 | 65,002 | 38,766 | 25,881 | 9,189 | 9,601 | 411 | T | Sindhudurg |
| | | ग्रा | 1,80,494 | 7,077 | 44,824 | 57,589 | 32,629 | 22,435 | 7,920 | 8,020 | 355 | R | |
| | | ना | 24,625 | 463 | 4,316 | 7,413 | 6,137 | 3,446 | 1,269 | 1,581 | 56 | U | |
| 7 | नाशिक | ए | 11,80,293 | 66,126 | 5,15,406 | 3,74,694 | 1,41,208 | 50,769 | 15,284 | 16,806 | 3,352 | T | Nashik |
| | | ग्रा | 6,61,977 | 40,649 | 3,06,334 | 2,19,750 | 61,982 | 21,417 | 5,093 | 6,752 | 1,765 | R | |
| | | ना | 5,18,316 | 25,477 | 2,09,072 | 1,54,944 | 79,226 | 29,352 | 10,191 | 10,054 | 1,587 | U | |
| 8 | धुळे | ए | 4,08,700 | 20,936 | 1,77,830 | 1,27,835 | 56,422 | 16,634 | 4,719 | 4,324 | 939 | T | Dhule |
| | | ग्रा | 2,98,915 | 16,642 | 1,42,449 | 92,041 | 36,133 | 8,147 | 1,646 | 1,857 | 774 | R | |
| | | ना | 1,09,785 | 4,294 | 35,381 | 35,794 | 20,289 | 8,487 | 3,073 | 2,467 | 165 | U | |

तक्ता क्रमांक /TABLE No. 4.2 contd...

| (1) | (2) | (3) | (4) | (5) | (6) | (7) | (8) | (9) | (10) | (11) | (12) | (3) | (2) |
|-----|-----------|------|-----------|--------|----------|----------|----------|----------|--------|--------|-------|-----|------------|
| 9 | नंदुरबार | ए | 3,19,623 | 13,982 | 1,93,672 | 74,663 | 25,152 | 7,566 | 2,130 | 2,458 | 1,227 | T | Nandurbar |
| | | ग्रा | 2,70,533 | 12,883 | 1,77,979 | 58,776 | 15,500 | 3,599 | 751 | 1,045 | 1,007 | R | |
| | | ना | 49,090 | 1,099 | 15,693 | 15,887 | 9,652 | 3,967 | 1,379 | 1,413 | 220 | U | |
| 10 | जळगाव | ए | 8,91,657 | 36,246 | 3,96,241 | 3,10,994 | 99,454 | 31,382 | 8,007 | 9,333 | 1,846 | T | Jalgaon |
| | | ग्रा | 6,18,314 | 25,378 | 2,96,938 | 2,16,557 | 56,932 | 15,401 | 3,024 | 4,084 | 1,143 | R | |
| | | ना | 2,73,343 | 10,868 | 99,303 | 94,437 | 42,522 | 15,981 | 4,983 | 5,249 | 703 | U | |
| 11 | अहमदनगर | ए | 9,01,748 | 38,914 | 4,52,168 | 2,70,549 | 85,816 | 34,258 | 9,486 | 10,557 | 1,899 | T | Ahmednagar |
| | | ग्रा | 7,17,718 | 31,781 | 3,80,737 | 2,16,483 | 56,829 | 21,009 | 4,981 | 5,898 | 1,498 | R | |
| | | ना | 1,84,030 | 7,133 | 71,431 | 54,066 | 28,987 | 13,249 | 4,505 | 4,659 | 401 | U | |
| 12 | पुणे | ए | 20,76,607 | 96,829 | 8,67,524 | 5,94,089 | 3,29,621 | 1,25,046 | 33,233 | 30,265 | 3,418 | T | Pune |
| | | ग्रा | 7,44,114 | 28,871 | 3,29,177 | 2,47,502 | 86,229 | 35,019 | 8,451 | 8,865 | 1,427 | R | |
| | | ना | 13,32,493 | 67,958 | 5,38,347 | 3,46,587 | 2,43,392 | 90,027 | 24,782 | 21,400 | 1,991 | U | |
| 13 | सातारा | ए | 6,39,999 | 28,569 | 2,25,146 | 2,19,428 | 1,00,309 | 42,302 | 12,079 | 12,166 | 1,751 | T | Satara |
| | | ग्रा | 5,18,187 | 22,788 | 1,84,081 | 1,85,534 | 78,999 | 31,218 | 7,889 | 7,678 | 1,527 | R | |
| | | ना | 1,21,812 | 5,781 | 41,065 | 33,894 | 21,310 | 11,084 | 4,190 | 4,488 | 224 | U | |
| 14 | सांगली | ए | 5,85,227 | 15,749 | 1,91,117 | 2,04,264 | 97,160 | 49,474 | 13,713 | 13,750 | 626 | T | Sangli |
| | | ग्रा | 4,32,579 | 11,158 | 1,39,664 | 1,59,600 | 70,680 | 34,185 | 8,804 | 8,488 | 447 | R | |
| | | ना | 1,52,648 | 4,591 | 51,453 | 44,664 | 26,480 | 15,289 | 4,909 | 5,262 | 179 | U | |
| 15 | सोलापूर | ए | 8,58,981 | 25,802 | 3,85,265 | 2,83,726 | 95,336 | 44,334 | 12,257 | 12,261 | 1,499 | T | Solapur |
| | | ग्रा | 5,83,706 | 13,753 | 2,72,920 | 2,02,722 | 55,672 | 26,873 | 6,010 | 5,756 | 944 | R | |
| | | ना | 2,75,275 | 12,049 | 1,12,345 | 81,004 | 39,664 | 17,461 | 6,247 | 6,505 | 555 | U | |
| 16 | कोल्हापूर | ए | 8,21,483 | 41,561 | 2,16,170 | 2,61,733 | 1,83,797 | 74,210 | 22,458 | 21,554 | 1,019 | T | Kolhapur |
| | | ग्रा | 5,56,628 | 21,107 | 1,34,398 | 1,89,667 | 1,36,431 | 49,596 | 13,383 | 12,046 | 691 | R | |
| | | ना | 2,64,855 | 20,454 | 81,772 | 72,066 | 47,366 | 24,614 | 9,075 | 9,508 | 328 | U | |
| 17 | औरंगाबाद | ए | 7,36,587 | 33,488 | 3,30,324 | 2,34,204 | 79,415 | 36,644 | 10,692 | 11,820 | 888 | T | Aurangabad |
| | | ग्रा | 4,19,120 | 16,854 | 2,12,884 | 1,43,761 | 29,306 | 11,334 | 2,127 | 2,854 | 465 | R | |
| | | ना | 3,17,467 | 16,634 | 1,17,440 | 90,443 | 50,109 | 25,310 | 8,565 | 8,966 | 423 | U | |
| 18 | जालना | ए | 3,88,116 | 11,443 | 1,86,719 | 1,30,649 | 36,017 | 14,443 | 4,029 | 4,816 | 594 | T | Jalna |
| | | ग्रा | 3,18,563 | 9,829 | 1,62,306 | 1,08,318 | 24,886 | 8,857 | 1,994 | 2,373 | 352 | R | |
| | | ना | 69,553 | 1,614 | 24,413 | 22,331 | 11,131 | 5,586 | 2,035 | 2,443 | 242 | U | |

तक्ता क्रमांक /TABLE No. 4.2 contd...

| (1) | (2) | (3) | (4) | (5) | (6) | (7) | (8) | (9) | (10) | (11) | (12) | (3) | (2) |
|-----|------------|------|----------|--------|----------|----------|--------|--------|--------|--------|-------|-----|-----------|
| 19 | परभणी | ए | 3,60,186 | 5,336 | 1,45,908 | 1,32,654 | 43,230 | 20,364 | 6,210 | 6,484 | 319 | T | Parbhani |
| | | ग्रा | 2,56,063 | 4,021 | 1,14,847 | 95,457 | 25,298 | 10,976 | 2,629 | 2,835 | 165 | R | |
| | | ना | 1,04,123 | 1,315 | 31,061 | 37,197 | 17,932 | 9,388 | 3,581 | 3,649 | 154 | U | |
| 20 | हिंगोली | ए | 2,27,041 | 4,517 | 86,442 | 91,014 | 26,662 | 12,001 | 3,221 | 3,184 | 200 | T | Hingoli |
| | | ग्रा | 1,95,143 | 4,019 | 75,852 | 79,675 | 21,963 | 9,431 | 2,152 | 2,051 | 149 | R | |
| | | ना | 31,898 | 498 | 10,590 | 11,339 | 4,699 | 2,570 | 1,069 | 1,133 | 51 | U | |
| 21 | बीड | ए | 5,45,073 | 23,805 | 2,91,380 | 1,56,819 | 43,095 | 18,219 | 5,635 | 6,120 | 900 | T | Beed |
| | | ग्रा | 4,46,114 | 19,905 | 2,57,107 | 1,25,519 | 27,414 | 10,436 | 2,701 | 3,032 | 729 | R | |
| | | ना | 98,959 | 3,900 | 34,273 | 31,300 | 15,681 | 7,783 | 2,934 | 3,088 | 171 | U | |
| 22 | नांदेड | ए | 6,56,303 | 15,854 | 2,77,653 | 2,32,802 | 70,637 | 37,221 | 10,634 | 11,502 | 881 | T | Nanded |
| | | ग्रा | 4,87,624 | 13,084 | 2,25,089 | 1,75,550 | 42,068 | 21,308 | 4,947 | 5,578 | 452 | R | |
| | | ना | 1,68,679 | 2,770 | 52,564 | 57,252 | 28,569 | 15,913 | 5,687 | 5,924 | 429 | U | |
| 23 | उस्मानाबाद | ए | 3,48,760 | 7,176 | 1,36,500 | 1,31,286 | 41,330 | 20,817 | 5,906 | 5,745 | 747 | T | Osmanabad |
| | | ग्रा | 2,94,816 | 6,344 | 1,21,338 | 1,12,895 | 31,897 | 15,126 | 3,700 | 3,516 | 574 | R | |
| | | ना | 53,944 | 832 | 15,162 | 18,391 | 9,433 | 5,691 | 2,206 | 2,229 | 173 | U | |
| 24 | लातूर | ए | 4,74,149 | 9,327 | 1,74,599 | 1,75,876 | 60,533 | 33,827 | 10,342 | 9,645 | 624 | T | Latur |
| | | ग्रा | 3,59,858 | 6,465 | 1,36,309 | 1,42,152 | 41,723 | 22,409 | 5,601 | 5,199 | 438 | R | |
| | | ना | 1,14,291 | 2,862 | 38,290 | 33,724 | 18,810 | 11,418 | 4,741 | 4,446 | 186 | U | |
| 25 | बुलढाणा | ए | 5,53,031 | 18,061 | 2,53,911 | 1,92,985 | 54,781 | 21,804 | 5,865 | 5,624 | 798 | T | Buldhana |
| | | ग्रा | 4,45,247 | 14,955 | 2,16,497 | 1,56,330 | 37,511 | 13,990 | 2,962 | 3,002 | 545 | R | |
| | | ना | 1,07,784 | 3,106 | 37,414 | 36,655 | 17,270 | 7,814 | 2,903 | 2,622 | 253 | U | |
| 26 | ओला | ए | 3,91,135 | 15,365 | 1,77,776 | 1,25,936 | 43,691 | 17,798 | 5,499 | 5,070 | 837 | T | Akola |
| | | ग्रा | 2,47,752 | 8,647 | 1,25,002 | 82,607 | 20,556 | 7,687 | 1,728 | 1,525 | 454 | R | |
| | | ना | 1,43,383 | 6,718 | 52,774 | 43,329 | 23,135 | 10,111 | 3,771 | 3,545 | 383 | U | |
| 27 | वाशिम | ए | 2,57,892 | 5,066 | 1,00,020 | 1,04,718 | 30,767 | 11,685 | 3,023 | 2,613 | 257 | T | Washim |
| | | ग्रा | 2,17,490 | 4,192 | 87,158 | 90,371 | 23,828 | 8,461 | 1,854 | 1,626 | 167 | R | |
| | | ना | 40,402 | 874 | 12,862 | 14,347 | 6,939 | 3,224 | 1,169 | 987 | 90 | U | |
| 28 | अमरावती | ए | 6,37,446 | 19,937 | 2,44,204 | 2,29,677 | 85,806 | 36,456 | 11,662 | 9,704 | 1,272 | T | Amravati |
| | | ग्रा | 4,24,563 | 14,436 | 1,77,362 | 1,62,721 | 47,297 | 15,475 | 3,896 | 3,376 | 843 | R | |
| | | ना | 2,12,883 | 5,501 | 66,842 | 66,956 | 38,509 | 20,981 | 7,766 | 6,328 | 429 | U | |

तक्ता क्रमांक /TABLE No. 4.2 contd...

| (1) | (2) | (3) | (4) | (5) | (6) | (7) | (8) | (9) | (10) | (11) | (12) | (3) | (2) |
|-----|-------------------------|------|--------------------|------------------|--------------------|------------------|------------------|------------------|-----------------|-----------------|---------------|----------|--------------------------|
| 29 | यवतमाळ | ए | 6,40,385 | 17,366 | 2,32,696 | 2,54,420 | 81,049 | 35,563 | 10,706 | 8,585 | 744 | T | Yavatmal |
| | | ग्रा | 5,13,041 | 14,887 | 1,96,603 | 2,11,737 | 56,899 | 22,726 | 5,671 | 4,518 | 521 | R | |
| | | ना | 1,27,344 | 2,479 | 36,093 | 42,683 | 24,150 | 12,837 | 5,035 | 4,067 | 223 | U | |
| 30 | वर्धा | ए | 3,02,680 | 8,695 | 91,157 | 1,20,430 | 50,205 | 20,359 | 6,629 | 5,205 | 1,189 | T | Wardha |
| | | ग्रा | 2,10,284 | 6,597 | 66,729 | 89,591 | 31,112 | 11,088 | 2,961 | 2,206 | 995 | R | |
| | | ना | 92,396 | 2,098 | 24,428 | 30,839 | 19,093 | 9,271 | 3,668 | 2,999 | 194 | U | |
| 31 | नागपूर | ए | 9,95,808 | 26,739 | 2,72,097 | 3,36,283 | 2,08,408 | 93,093 | 31,680 | 27,508 | 2,689 | T | Nagpur |
| | | ग्रा | 3,24,568 | 11,802 | 1,03,032 | 1,31,898 | 53,079 | 16,719 | 4,500 | 3,538 | 966 | R | |
| | | ना | 6,71,240 | 14,937 | 1,69,065 | 2,04,385 | 1,55,329 | 76,374 | 27,180 | 23,970 | 1,723 | U | |
| 32 | भंडारा | ए | 2,75,773 | 6,336 | 70,873 | 1,11,504 | 60,876 | 16,560 | 5,124 | 4,500 | 352 | T | Bhandara |
| | | ग्रा | 2,23,299 | 5,349 | 63,904 | 92,361 | 45,536 | 10,605 | 2,887 | 2,657 | 260 | R | |
| | | ना | 52,474 | 987 | 6,969 | 19,143 | 15,340 | 5,955 | 2,237 | 1,843 | 92 | U | |
| 33 | गोंदिया | ए | 2,89,431 | 5,162 | 86,976 | 1,14,780 | 57,377 | 16,510 | 4,479 | 4,147 | 438 | T | Gondiya |
| | | ग्रा | 2,41,802 | 4,636 | 79,515 | 97,861 | 43,831 | 11,170 | 2,612 | 2,177 | 313 | R | |
| | | ना | 47,629 | 526 | 7,461 | 16,919 | 13,546 | 5,340 | 1,867 | 1,970 | 125 | U | |
| 34 | चंद्रपूर | ए | 5,29,612 | 11,698 | 1,60,876 | 2,10,835 | 93,711 | 34,895 | 9,970 | 7,627 | 965 | T | Chandrapur |
| | | ग्रा | 3,52,643 | 8,961 | 1,21,166 | 1,48,962 | 51,037 | 15,494 | 3,884 | 3,139 | 682 | R | |
| | | ना | 1,76,969 | 2,737 | 39,710 | 61,873 | 42,674 | 19,401 | 6,086 | 4,488 | 283 | U | |
| 35 | गडचिरोली | ए | 2,45,745 | 7,156 | 68,219 | 1,07,964 | 41,257 | 13,797 | 3,777 | 3,575 | 430 | T | Gadchiroli |
| | | ग्रा | 2,18,935 | 6,800 | 63,570 | 98,097 | 34,117 | 10,935 | 2,724 | 2,692 | 372 | R | |
| | | ना | 26,810 | 356 | 4,649 | 9,867 | 7,140 | 2,862 | 1,053 | 883 | 58 | U | |
| | | ए | 2,38,30,580 | 10,07,715 | 1,00,25,043 | 76,72,654 | 32,00,939 | 12,34,312 | 3,50,945 | 3,38,972 | 57,480 | T | |
| | महाराष्ट्र राज्य | ग्रा | 1,30,16,652 | 4,82,997 | 55,16,773 | 45,99,892 | 15,39,697 | 5,86,367 | 1,46,608 | 1,44,318 | 24,816 | R | Maharashtra State |
| | | ना | 1,08,13,928 | 5,24,718 | 45,08,270 | 30,72,762 | 16,61,242 | 6,47,945 | 2,04,337 | 1,94,654 | 32,664 | U | |

आधार : एच मालिका, महाराष्ट्र - भारताची जनगणना, २०११

Source: H-Series, Maharashtra - Census of India, 2011

4. गृहविषयक सांख्यिकी / HOUSING STATISTICS

तक्ता क्रमांक / TABLE No. 4.3

वापरातील निवासी घरे व प्रत्येक घरामागे व्यक्तींची संख्या /
Occupied Residential Houses and Number of Persons per House
जनगणना, २००१ / Population Census, 2001

| अ.क्र. Sr. No. | जिल्हा | एकूण कुटुंबे Total house- holds | संस्थांतील कुटुंबे Institu- tional house- holds | वापरातील निवासी घरे / Occupied Residential Houses | | | वापरातील निवासी घरामागे व्यक्तींची संख्या Persons per occupied Census House | | | District |
|----------------------|-------------------------|--|--|--|--------------------|--------------------|--|----------------|---------------|--------------------------|
| | | | | ग्रामीण Rural | नागरी Urban | एकूण Total | ग्रामीण Rural | नागरी Urban | एकूण Total | |
| | | | | | | | | | | |
| (1) | (2) | (3) | (4) | (5) | (6) | (7) | (8) | (9) | (10) | (2) |
| 1 | मुंबई शहर | 6,77,163 | 5,705 | 0 | 9,76,597 | 9,76,597 | -- | 3.42 | 3.42 | Mumbai City |
| 2 | मुंबई उपनगर | 18,38,426 | 5,005 | 0 | 24,27,994 | 24,27,994 | -- | 3.56 | 3.56 | Mumbai Sub. |
| 3 | ठाणे | 17,55,124 | 5,847 | 5,43,690 | 18,16,873 | 23,60,563 | 4.10 | 3.25 | 3.44 | Thane |
| 4 | रायगड | 4,78,933 | 1,662 | 5,15,988 | 1,70,667 | 6,86,655 | 3.24 | 3.13 | 3.22 | Raigad |
| 5 | रत्नागिरी | 3,77,366 | 790 | 4,90,417 | 57,965 | 5,48,382 | 3.07 | 3.32 | 3.09 | Ratnagiri |
| 6 | सिंधुदुर्ग | 1,92,666 | 477 | 2,67,089 | 29,397 | 2,96,486 | 2.94 | 2.80 | 2.93 | Sindhudurg |
| 7 | नाशिक | 9,15,137 | 3,976 | 6,98,559 | 5,05,310 | 12,03,869 | 4.38 | 3.83 | 4.15 | Nashik |
| 8 | धुळे | 3,24,557 | 883 | 3,23,049 | 1,01,926 | 4,24,975 | 3.91 | 4.37 | 4.02 | Dhule |
| 9 | नंदुरबार | 2,45,421 | 1,024 | 2,62,259 | 48,594 | 3,10,853 | 4.23 | 4.17 | 4.22 | Nandurbar |
| 10 | जळगाव | 7,32,767 | 1,743 | 6,84,096 | 2,55,145 | 9,39,241 | 3.84 | 4.13 | 3.92 | Jalgaon |
| 11 | अहमदनगर | 7,76,787 | 2,075 | 8,46,995 | 2,11,378 | 10,58,373 | 3.82 | 3.80 | 3.82 | Ahmednagar |
| 12 | पुणे | 1,5,17,041 | 5,284 | 8,09,458 | 12,59,950 | 20,69,408 | 3.75 | 3.33 | 3.49 | Pune |
| 13 | सातारा | 5,70,606 | 1,289 | 6,80,941 | 1,14,114 | 7,95,055 | 3.54 | 3.49 | 3.53 | Satara |
| 14 | सांगली | 5,06,593 | 1,000 | 5,06,932 | 1,75,408 | 6,82,340 | 3.85 | 3.61 | 3.79 | Sangli |
| 15 | सोलापूर | 7,35,092 | 1,847 | 6,42,727 | 2,92,583 | 9,35,310 | 4.08 | 4.19 | 4.12 | Solapur |
| 16 | कोल्हापूर | 7,12,349 | 1,063 | 6,46,299 | 2,85,825 | 9,32,124 | 3.83 | 3.67 | 3.78 | Kolhapur |
| 17 | औरंगाबाद | 5,49,898 | 1,371 | 4,28,338 | 2,57,238 | 6,85,576 | 4.23 | 4.23 | 4.23 | Aurangabad |
| 18 | जालना | 3,03,886 | 617 | 3,12,092 | 65,851 | 3,77,943 | 4.18 | 4.68 | 4.27 | Jalna |
| 19 | परभणी | 2,78,702 | 501 | 2,35,979 | 1,00,637 | 3,36,616 | 4.42 | 4.82 | 4.54 | Parbhani |
| 20 | हिंगोली | 1,80,695 | 321 | 1,88,131 | 30,914 | 2,19,045 | 4.43 | 4.98 | 4.51 | Hingoli |
| 21 | बीड | 4,14,973 | 750 | 4,64,763 | 88,264 | 5,53,027 | 3.82 | 4.39 | 3.91 | Beed |
| 22 | नांदेड | 5,27,875 | 1,323 | 4,91,465 | 1,51,234 | 6,42,699 | 4.45 | 4.56 | 4.48 | Nanded |
| 23 | उस्मानाबाद | 2,95,750 | 947 | 3,09,827 | 55,514 | 3,65,341 | 4.05 | 4.20 | 4.07 | Osmanabad |
| 24 | लातूर | 3,81,600 | 915 | 3,39,844 | 1,00,212 | 4,40,056 | 4.68 | 4.89 | 4.73 | Latur |
| 25 | बुलढाणा | 4,45,634 | 710 | 4,59,965 | 1,19,459 | 5,79,424 | 3.82 | 3.96 | 3.85 | Buldhana |
| 26 | अकोला | 3,19,947 | 530 | 2,51,960 | 1,42,975 | 3,94,935 | 3.98 | 4.39 | 4.13 | Akola |
| 27 | वाशिम | 2,00,958 | 360 | 2,19,160 | 39,946 | 2,59,106 | 3.84 | 4.47 | 3.94 | Washim |
| 28 | अमरावती | 5,26,230 | 1,087 | 4,32,034 | 2,14,167 | 6,46,201 | 3.95 | 4.20 | 4.03 | Amravati |
| 29 | यवतमाळ | 5,18,214 | 1,211 | 5,23,928 | 1,13,336 | 6,37,264 | 3.82 | 4.03 | 3.86 | Yavatmal |
| 30 | वर्धा | 2,70,502 | 763 | 2,44,053 | 85,768 | 3,29,821 | 3.74 | 3.79 | 3.75 | Wardha |
| 31 | नागपूर | 8,38,599 | 1,660 | 3,75,221 | 6,21,000 | 9,96,221 | 3.87 | 4.21 | 4.08 | Nagpur |
| 32 | भंडारा | 2,44,531 | 237 | 2,56,348 | 45,534 | 3,01,882 | 3.75 | 3.86 | 3.76 | Bhandara |
| 33 | गोंदिया | 2,49,720 | 316 | 2,90,121 | 35,768 | 3,25,889 | 3.64 | 4.01 | 3.68 | Gondiya |
| 34 | चंद्रपूर | 4,62,632 | 1,012 | 4,07,842 | 1,75,542 | 5,83,384 | 3.45 | 3.79 | 3.55 | Chandrapur |
| 35 | गडचिरोली | 2,10,362 | 626 | 2,59,425 | 19,309 | 2,78,734 | 3.48 | 3.48 | 3.48 | Gadchiroli |
| | महाराष्ट्र राज्य | 1,95,76,736 | 54,927 | 1,44,08,995 | 1,11,92,394 | 2,56,01,389 | 3.87 | 3.67 | 3.78 | Maharashtra State |

आधार : एच मालिका, महाराष्ट्र — भारताची जनगणना, २०११ / Source: H-Series, Maharashtra - Census of India, 2011

4. गृहविषयक सांख्यिकी / HOUSING STATISTICS

तक्ता क्रमांक / TABLE No. 4.4

बेघर कुटुंबे व बेघर लोकसंख्या / Houseless households and houseless population

जनगणना, २०११ / Population Census, 2011

| अ.क्र. Sr.No. | जिल्हा | बेघर कुटुंबे Houseless Households | बेघर लोकसंख्या Houseless Population | एकूण लोकसंख्या Total population | बेघर लोकसंख्येची एकूण लोकसंख्येशी टक्केवारी Percentage of Houseless population to total population | District |
|------------------|-------------------------|--|--|--|--|--------------------------|
| (1) | (2) | (3) | (4) | (5) | (6) | (2) |
| 1 | मुंबई शहर | 10,762 | 38,339 | 30,85,411 | 1.24 | Mumbai City |
| 2 | मुंबई उपनगर | 4,512 | 19,077 | 93,56,962 | 0.2 | Mumbai Suburban |
| 3 | ठाणे | 5,984 | 19,287 | 1,10,60,148 | 0.17 | Thane |
| 4 | रायगड | 1,951 | 7,532 | 26,34,200 | 0.29 | Raigad |
| 5 | रत्नागिरी | 1,160 | 4,351 | 16,15,069 | 0.27 | Ratnagiri |
| 6 | सिंधुदुर्ग | 411 | 1,472 | 8,49,651 | 0.17 | Sindhudurg |
| 7 | नाशिक | 3,352 | 11,811 | 61,07,187 | 0.19 | Nashik |
| 8 | धुळे | 939 | 4,281 | 20,50,862 | 0.21 | Dhule |
| 9 | नंदुरबार | 1,227 | 5,366 | 16,48,295 | 0.33 | Nandurbar |
| 10 | जळगाव | 1,846 | 7,663 | 42,29,917 | 0.18 | Jalgaon |
| 12 | पुणे | 3,418 | 11,729 | 94,29,408 | 0.12 | Pune |
| 13 | सातारा | 1,751 | 6,548 | 30,03,741 | 0.22 | Satara |
| 14 | सांगली | 626 | 2,277 | 28,22,143 | 0.08 | Sangli |
| 15 | सोलापूर | 1,499 | 5,113 | 43,17,756 | 0.12 | Salapur |
| 17 | औरंगाबाद | 888 | 3,048 | 37,01,282 | 0.08 | Aurangabad |
| 18 | जालना | 594 | 2,357 | 19,59,046 | 0.12 | Jalna |
| 19 | परभणी | 319 | 1,134 | 18,36,086 | 0.06 | Parbhani |
| 20 | हिंगोली | 200 | 872 | 11,77,345 | 0.07 | Hingoli |
| 21 | बीड | 900 | 3,663 | 25,85,049 | 0.14 | Beed |
| 22 | नांदेड | 881 | 3,515 | 33,61,292 | 0.1 | Nanded |
| 23 | उस्मानाबाद | 747 | 3,181 | 16,57,576 | 0.19 | Osmanabad |
| 24 | लातूर | 624 | 2,709 | 24,54,196 | 0.11 | Latur |
| 25 | बुलढाणा | 798 | 2,959 | 25,86,258 | 0.11 | Buldhana |
| 26 | अकोला | 837 | 2,808 | 18,13,906 | 0.15 | Akola |
| 27 | वाशिम | 257 | 1,066 | 11,97,160 | 0.09 | Washim |
| 28 | अमरावती | 1,272 | 4,556 | 28,88,445 | 0.16 | Amravati |
| 29 | यवतमाळ | 744 | 2,550 | 27,72,348 | 0.09 | Yavatmal |
| 30 | वर्धा | 1,189 | 4,071 | 13,00,774 | 0.31 | Wardha |
| 31 | नागपूर | 2,689 | 8,323 | 46,53,570 | 0.18 | Nagpur |
| 32 | भंडारा | 352 | 1,427 | 12,00,334 | 0.12 | Bhandara |
| 33 | गोंदिया | 438 | 1,507 | 13,22,507 | 0.11 | Gondiya |
| 34 | चंद्रपूर | 965 | 3,482 | 22,04,307 | 0.16 | Chandrapur |
| 35 | गडचिरोली | 430 | 1,760 | 10,72,942 | 0.16 | Gadchiroli |
| | महाराष्ट्र राज्य | 57,480 | 2,10,908 | 11,23,74,333 | 0.19 | Maharashtra State |

आधार : एच मालिका, महाराष्ट्र - भारताची जनगणना, २०११ / Source: H-Series, Maharashtra - Census of India, 2011

4. गृहविषयक सांख्यिकी / HOUSING STATISTICS

तक्ता क्रमांक / TABLE No.4.5 (A)

राहात्या घरांचे छप्परासाठी वापरलेल्या प्रमुख सामानानुसार कुटुंबांचे वर्गीकरण / Households by Predominant Material used for roof of houses occupied
जनगणना / Population Census, 2011

| अ.क्र. Sr. No. | जिल्हा | ग्रामीण नागरी एकूण | एकूण कुटुंबे Total Number of Households | गवत,पाने, लाकूड, बांबू, चिखल, इ. Grass, Thatch, Wood, Bamboo Mud etc. | प्लॅस्टिक पॉलिथिन Plastic Polythene | Hand- Made Tiles | Machine Made Tiles | जी.आय. धातू, अंखे स्टॉसचे पत्रे G.I., Metal Asbestos, Sheets | बिटा Brick | दगड Stone | काँक्रीट Concrete | इतर प्रकारचे सामान Any other Material | Rural Urban Total | District | |
|-------------------|-------------|--------------------------|---|---|--|------------------------|--------------------------|---|---------------|--------------|----------------------|---|-------------------------|--------------------|---|
| (1) | (2) | (3) | (4) | (5) | (6) | (7) | (8) | (9) | (10) | (11) | (12) | (13) | (3) | (2) | |
| 1 | मुंबई शहर | ए | 637,738 | 9,963 | 4,247 | 8,372 | 45,505 | 1,53,924 | 9,250 | 29,861 | 3,69,433 | 7,183 | T | Mumbai City | |
| | | ग्रा | 0 | 0 | 0 | 0 | 0 | 0 | 0 | 0 | 0 | 0 | 0 | | R |
| | | ना | 6,37,738 | 9,963 | 4,247 | 8,372 | 45,505 | 1,53,924 | 9,250 | 29,861 | 3,69,433 | 7,183 | U | | |
| 2 | मुंबई उपनगर | ए | 20,27,743 | 11,656 | 27,515 | 11,238 | 70,436 | 8,41,411 | 24,548 | 1,10,592 | 9,11,370 | 18,977 | T. | Mumbai Suburban | |
| | | ग्रा | 0 | 0 | 0 | 0 | 0 | 0 | 0 | 0 | 0 | 0 | 0 | | R |
| | | ना | 20,27,743 | 11,656 | 27,515 | 11,238 | 70,436 | 8,41,411 | 24,548 | 1,10,592 | 9,11,370 | 18,977 | U | | |
| 3 | ठाणे | ए | 24,30,616 | 43,606 | 19,079 | 69,560 | 3,78,907 | 6,70,929 | 19,768 | 81,412 | 11,31,013 | 16,342 | T. | Thane | |
| | | ग्रा | 5,26,397 | 32,386 | 4,918 | 39,889 | 2,60,158 | 1,23,629 | 1,674 | 11,409 | 49,710 | 2,624 | R | | |
| | | ना | 19,04,219 | 11,220 | 14,161 | 29,671 | 1,18,749 | 5,47,300 | 18,094 | 70,003 | 10,81,303 | 13,718 | U | | |
| 4 | रायगड | ए | 5,96,514 | 19,020 | 3,935 | 31,614 | 2,65,769 | 1,00,953 | 2,236 | 16,250 | 1,52,761 | 3,976 | T. | Raigad | |
| | | ग्रा | 3,76,520 | 11,879 | 1,754 | 25,401 | 2,32,320 | 66,452 | 979 | 8,776 | 26,530 | 2,429 | R | | |
| | | ना | 2,19,994 | 7,141 | 2,181 | 6,213 | 33,449 | 34,501 | 1,257 | 7,474 | 1,26,231 | 1,547 | U | | |
| 5 | रत्नागिरी | ए | 3,93,379 | 2,815 | 2,325 | 10,404 | 2,84,965 | 42,206 | 776 | 4,429 | 44,404 | 1,055 | T. | Ratnagiri | |
| | | ग्रा | 3,33,645 | 2,445 | 1,052 | 8,225 | 2,64,122 | 35,178 | 540 | 3,641 | 17,584 | 858 | R | | |
| | | ना | 59,734 | 370 | 1,273 | 2,179 | 20,843 | 7,028 | 236 | 788 | 26,820 | 197 | U | | |
| 6 | सिंधुदुर्ग | ए | 2,05,119 | 2,844 | 894 | 25,160 | 1,40,613 | 8,955 | 1,229 | 1,646 | 23,150 | 628 | T. | Sindhudurg | |
| | | ग्रा | 1,80,494 | 2,617 | 657 | 23,301 | 1,27,498 | 8,149 | 814 | 1,427 | 15,485 | 546 | R | | |
| | | ना | 24,625 | 227 | 237 | 1,859 | 13,115 | 806 | 415 | 219 | 7,665 | 82 | U | | |
| 7 | नाशिक | ए | 11,80,293 | 1,32,811 | 7,797 | 61,206 | 2,03,551 | 4,14,339 | 4,781 | 30,512 | 3,15,720 | 9,576 | T | Nashik | |
| | | ग्रा | 6,61,977 | 1,03,674 | 4,803 | 48,778 | 1,75,962 | 2,50,035 | 2,670 | 15,739 | 54,990 | 5,326 | R | | |
| | | ना | 5,18,316 | 29,137 | 2,994 | 12,428 | 27,589 | 1,64,304 | 2,111 | 14,773 | 2,60,730 | 4,250 | U | | |

तक्ता क्रमांक /TABLE No. 4.5 (A) contd...

| (1) | (2) | (3) | (4) | (5) | (6) | (7) | (8) | (9) | (10) | (11) | (12) | (13) | (3) | (2) |
|-----|-----------|------|-----------|----------|--------|----------|----------|----------|--------|--------|----------|--------|-----|------------|
| 8 | धुळे | ए | 4,08,700 | 1,47,806 | 1,783 | 32,099 | 27,361 | 96,432 | 1,852 | 6,874 | 90,720 | 3,773 | T | Dhule |
| | | ग्रा | 2,98,915 | 1,38,448 | 1,418 | 31,588 | 26,296 | 63,271 | 1,221 | 4,533 | 29,735 | 2,405 | R | |
| | | ना | 1,09,785 | 9,358 | 365 | 511 | 1,065 | 33,161 | 631 | 2,341 | 60,985 | 1,368 | U | |
| 9 | नंदुरबार | ए | 3,19,623 | 44,562 | 2,173 | 1,22,141 | 52,735 | 58,749 | 1,207 | 4,946 | 31,434 | 1,676 | T | Nandurbar |
| | | ग्रा | 2,70,533 | 42,219 | 1,757 | 1,18,688 | 49,024 | 40,996 | 654 | 3,587 | 12,282 | 1,326 | R | |
| | | ना | 49,090 | 2,343 | 416 | 3,453 | 3,711 | 17,753 | 553 | 1,359 | 19,152 | 350 | U | |
| 10 | जळगाव | ए | 8,91,657 | 2,11,962 | 3,886 | 11,189 | 7,204 | 3,47,330 | 6,978 | 20,203 | 2,72,213 | 10,692 | T | Jalgaon |
| | | ग्रा | 6,18,314 | 1,87,691 | 3,117 | 9,304 | 3,842 | 2,69,519 | 4,983 | 14,035 | 1,17,776 | 8,047 | R | |
| | | ना | 2,73,343 | 24,271 | 769 | 1,885 | 3,362 | 77,811 | 1,995 | 6,168 | 1,54,437 | 2,645 | U | |
| 11 | अहमदनगर | ए | 9,01,748 | 1,37,867 | 4,064 | 10,437 | 65,492 | 4,62,973 | 4,006 | 24,007 | 1,83,890 | 9,012 | T | Ahmadnagar |
| | | ग्रा | 7,17,718 | 1,26,508 | 3,329 | 9,168 | 62,611 | 3,94,821 | 2,858 | 18,218 | 94,069 | 6,136 | R | |
| | | ना | 1,84,030 | 11,359 | 735 | 1,269 | 2,881 | 68,152 | 1,148 | 5,789 | 89,821 | 2,876 | U | |
| 12 | पुणे | ए | 20,76,607 | 61,597 | 10,202 | 34,871 | 1,82,365 | 7,52,408 | 12,076 | 54,231 | 9,53,157 | 15,700 | T | Pune |
| | | ग्रा | 7,44,114 | 46,257 | 3,969 | 24,108 | 1,50,618 | 3,55,554 | 3,276 | 23,358 | 1,31,344 | 5,630 | R | |
| | | ना | 13,32,493 | 15,340 | 6,233 | 10,763 | 31,747 | 3,96,854 | 8,800 | 30,873 | 8,21,813 | 10,070 | U | |
| 13 | सातारा | ए | 6,39,999 | 23,816 | 3,366 | 25,312 | 1,25,663 | 3,37,366 | 1,685 | 16,097 | 1,03,027 | 3,667 | T | Satara |
| | | ग्रा | 5,18,187 | 20,897 | 2,624 | 23,813 | 1,21,959 | 2,86,330 | 1,421 | 12,646 | 45,983 | 2,514 | R | |
| | | ना | 1,21,812 | 2,919 | 742 | 1,499 | 3,704 | 51,036 | 264 | 3,451 | 57,044 | 1,153 | U | |
| 14 | सांगली | ए | 5,85,227 | 52,575 | 4,044 | 19,445 | 1,94,487 | 1,64,791 | 2,096 | 26,449 | 1,17,339 | 4,001 | T | Sangli |
| | | ग्रा | 4,32,579 | 51,219 | 2,754 | 13,844 | 1,59,698 | 1,23,684 | 1,482 | 21,539 | 55,352 | 3,007 | R | |
| | | ना | 1,52,648 | 1,356 | 1,290 | 5,601 | 34,789 | 41,107 | 614 | 4,910 | 61,987 | 994 | U | |
| 15 | सोलापूर | ए | 8,58,981 | 1,20,914 | 3,602 | 4,669 | 8,969 | 4,98,212 | 3,927 | 32,437 | 1,79,217 | 7,034 | T | Solapur |
| | | ग्रा | 5,83,706 | 1,13,028 | 2,435 | 3,109 | 6,174 | 3,54,922 | 1,991 | 18,708 | 77,970 | 5,369 | R | |
| | | ना | 2,75,275 | 7,886 | 1,167 | 1,560 | 2,795 | 1,43,290 | 1,936 | 13,729 | 1,01,247 | 1,665 | U | |
| 16 | कोल्हापूर | ए | 8,21,483 | 22,236 | 3,914 | 65,077 | 4,57,645 | 80,850 | 2,068 | 14,849 | 1,71,761 | 3,083 | T | Kolhapur |
| | | ग्रा | 5,56,628 | 16,708 | 2,336 | 49,928 | 3,75,136 | 42,861 | 1,261 | 8,394 | 58,464 | 1,540 | R | |
| | | ना | 2,64,855 | 5,528 | 1,578 | 15,149 | 82,509 | 37,989 | 807 | 6,455 | 1,13,297 | 1,543 | U | |
| 17 | औरंगाबाद | ए | 7,36,587 | 78,348 | 2,606 | 16,172 | 5,656 | 3,86,504 | 6,030 | 26,837 | 2,08,530 | 5,904 | T | Aurangabad |
| | | ग्रा | 4,19,120 | 64,204 | 1,709 | 12,215 | 3,439 | 2,68,550 | 3,255 | 16,237 | 45,507 | 4,004 | R | |
| | | ना | 3,17,467 | 14,144 | 897 | 3,957 | 2,217 | 1,17,954 | 2,775 | 10,600 | 1,63,023 | 1,900 | U | |
| 18 | जालना | ए | 3,88,116 | 35,411 | 1,519 | 5,742 | 4,319 | 2,77,411 | 2,906 | 12,144 | 44,748 | 3,916 | T | Jalna |
| | | ग्रा | 3,18,563 | 32,846 | 1,350 | 4,827 | 3,323 | 2,41,732 | 2,055 | 9,307 | 20,285 | 2,838 | R | |
| | | ना | 69,553 | 2,565 | 169 | 915 | 996 | 35,679 | 851 | 2,837 | 24,463 | 1,078 | U | |

तक्ता क्रमांक /TABLE No. 4.5 (A) contd...

| (1) | (2) | (3) | (4) | (5) | (6) | (7) | (8) | (9) | (10) | (11) | (12) | (13) | (3) | (2) |
|-----|------------|------|----------|--------|-------|----------|--------|----------|-------|--------|----------|-------|-----|-----------|
| 19 | परभणी | ए | 3,60,186 | 22,208 | 1,224 | 4,199 | 3,794 | 2,38,653 | 3,080 | 15,857 | 68,070 | 3,101 | T | Parbhani |
| | | ग्रा | 2,56,063 | 19,132 | 869 | 3,356 | 2,933 | 1,86,954 | 1,881 | 11,991 | 26,601 | 2,346 | R | |
| | | ना | 1,04,123 | 3,076 | 355 | 843 | 861 | 51,699 | 1,199 | 3,866 | 41,469 | 755 | U | |
| 20 | हिंगोली | ए | 2,27,041 | 9,245 | 794 | 2,119 | 2,519 | 1,76,434 | 892 | 4,818 | 29,118 | 1,102 | T | Hingoli |
| | | ग्रा | 1,95,143 | 8,766 | 738 | 1,998 | 2,189 | 1,57,936 | 827 | 4,092 | 17,699 | 898 | R | |
| | | ना | 31,898 | 479 | 56 | 121 | 330 | 18,498 | 65 | 726 | 11,419 | 204 | U | |
| 21 | बीड | ए | 5,45,073 | 51,909 | 2,469 | 4,310 | 4,862 | 3,68,788 | 2,706 | 16,098 | 89,097 | 4,834 | T | Bid |
| | | ग्रा | 4,46,114 | 47,380 | 2,137 | 3,563 | 3,518 | 3,24,135 | 2,244 | 13,372 | 46,030 | 3,735 | R | |
| | | ना | 98,959 | 4,529 | 332 | 747 | 1,344 | 44,653 | 462 | 2,726 | 43,067 | 1,099 | U | |
| 22 | नांदेड | ए | 6,56,303 | 20,039 | 3,472 | 1,03,302 | 25,475 | 3,54,677 | 3,286 | 18,867 | 1,23,071 | 4,114 | T | Nanded |
| | | ग्रा | 4,87,624 | 17,075 | 2,988 | 94,906 | 20,717 | 2,83,480 | 2,355 | 14,127 | 48,939 | 3,037 | R | |
| | | ना | 1,68,679 | 2,964 | 484 | 8,396 | 4,758 | 71,197 | 931 | 4,740 | 74,132 | 1,077 | U | |
| 23 | उस्मानाबाद | ए | 3,48,760 | 22,008 | 1,934 | 6,423 | 1,760 | 2,39,370 | 1,968 | 14,137 | 58,516 | 2,644 | T | Osmanabad |
| | | ग्रा | 2,94,816 | 20,246 | 1,677 | 5,703 | 1,301 | 2,12,072 | 1,651 | 12,271 | 37,628 | 2,267 | R | |
| | | ना | 53,944 | 1,762 | 257 | 720 | 459 | 27,298 | 317 | 1,866 | 20,888 | 377 | U | |
| 24 | लातूर | ए | 4,74,149 | 19,825 | 1,659 | 7,536 | 2,348 | 2,94,338 | 3,276 | 18,123 | 1,24,397 | 2,647 | T | Latur |
| | | ग्रा | 3,59,858 | 18,512 | 1,306 | 7,029 | 1,444 | 2,52,588 | 2,523 | 13,865 | 60,551 | 2,040 | R | |
| | | ना | 1,14,291 | 1,313 | 353 | 507 | 904 | 41,750 | 753 | 4,258 | 63,846 | 607 | U | |
| 25 | बुलढाणा | ए | 5,53,031 | 29,404 | 2,106 | 19,582 | 4,572 | 3,74,676 | 3,500 | 8,642 | 1,05,976 | 4,573 | T | Buldana |
| | | ग्रा | 4,45,247 | 27,322 | 1,858 | 17,907 | 3,928 | 3,21,960 | 2,569 | 7,017 | 58,910 | 3,776 | R | |
| | | ना | 1,07,784 | 2,082 | 248 | 1,675 | 644 | 52,716 | 931 | 1,625 | 47,066 | 797 | U | |
| 26 | ओला | ए | 3,91,135 | 14,806 | 3,692 | 95,545 | 19,650 | 1,35,505 | 2,345 | 7,974 | 1,08,862 | 2,756 | T | Akola |
| | | ग्रा | 2,47,752 | 11,061 | 2,844 | 77,653 | 13,522 | 96,495 | 1,366 | 4,547 | 38,558 | 1,706 | R | |
| | | ना | 1,43,383 | 3,745 | 848 | 17,892 | 6,128 | 39,010 | 979 | 3,427 | 70,304 | 1,050 | U | |
| 27 | वाशिम | ए | 2,57,892 | 9,528 | 1,067 | 5,458 | 3,072 | 2,00,073 | 648 | 3,445 | 32,943 | 1,658 | T | Washim |
| | | ग्रा | 2,17,490 | 8,710 | 938 | 5,256 | 2,759 | 1,76,822 | 527 | 2,131 | 18,970 | 1,377 | R | |
| | | ना | 40,402 | 818 | 129 | 202 | 313 | 23,251 | 121 | 1,314 | 13,973 | 281 | U | |
| 28 | अमरावती | ए | 6,37,446 | 25,611 | 8,028 | 2,23,082 | 43,615 | 1,59,226 | 3,696 | 12,909 | 1,57,440 | 3,839 | T | Amravati |
| | | ग्रा | 4,24,563 | 21,414 | 6,199 | 1,87,666 | 32,152 | 1,12,902 | 2,272 | 7,425 | 52,272 | 2,261 | R | |
| | | ना | 2,12,883 | 4,197 | 1,829 | 35,416 | 11,463 | 46,324 | 1,424 | 5,484 | 1,05,168 | 1,578 | U | |

तक्ता क्रमांक /TABLE No. 4.5 (A) contd...

| (1) | (2) | (3) | (4) | (5) | (6) | (7) | (8) | (9) | (10) | (11) | (12) | (13) | (3) | (2) |
|------------------|----------|--------------------|------------------|-----------------|------------------|------------------|------------------|-----------------|-----------------|------------------|-----------------|-------|-----|-------------------|
| 29 | यवतमाळ | ए | 6,40,385 | 10,160 | 1,642 | 45,718 | 52,984 | 4,11,948 | 1,883 | 11,474 | 1,00,188 | 4,388 | T | Yavatmal |
| | | ग्रा | 5,13,041 | 9,208 | 1,372 | 42,830 | 47,539 | 3,58,680 | 1,462 | 8,757 | 39,716 | 3,477 | R | |
| | | ना | 1,27,344 | 952 | 270 | 2,888 | 5,445 | 53,268 | 421 | 2,717 | 60,472 | 911 | U | |
| 30 | वर्धा | ए | 3,02,680 | 6,312 | 2,431 | 64,947 | 45,234 | 78,982 | 1,194 | 5,732 | 96,222 | 1,626 | T | Wardha |
| | | ग्रा | 2,10,284 | 5,368 | 1,755 | 58,120 | 36,455 | 62,372 | 800 | 3,651 | 40,744 | 1,019 | R | |
| | | ना | 92,396 | 944 | 676 | 6,827 | 8,779 | 16,610 | 394 | 2,081 | 55,478 | 607 | U | |
| 31 | नागपूर | ए | 9,95,808 | 26,381 | 8,548 | 1,46,181 | 1,73,842 | 1,11,688 | 8,337 | 20,116 | 4,97,863 | 2,852 | T | Nagpur |
| | | ग्रा | 3,24,568 | 13,722 | 2,487 | 1,01,248 | 85,254 | 24,504 | 1,609 | 4,109 | 90,832 | 803 | R | |
| | | ना | 6,71,240 | 12,659 | 6,061 | 44,933 | 88,588 | 87,184 | 6,728 | 16,007 | 4,07,031 | 2,049 | U | |
| 32 | भंडारा | ए | 2,75,773 | 5,943 | 889 | 1,61,718 | 33,458 | 3,266 | 1,066 | 1,330 | 67,558 | 545 | T | Bhandara |
| | | ग्रा | 2,23,299 | 5,160 | 718 | 1,48,933 | 30,073 | 1,761 | 786 | 884 | 34,690 | 294 | R | |
| | | ना | 52,474 | 783 | 171 | 12,785 | 3,385 | 1,505 | 280 | 446 | 32,868 | 251 | U | |
| 33 | गोंदिया | ए | 2,89,431 | 5,259 | 776 | 1,97,494 | 30,486 | 3,277 | 1,683 | 1,438 | 48,677 | 341 | T | Gondiya |
| | | ग्रा | 2,41,802 | 4,666 | 557 | 1,80,919 | 28,279 | 1,475 | 1,135 | 868 | 23,755 | 148 | R | |
| | | ना | 47,629 | 593 | 219 | 16,575 | 2,207 | 1,802 | 548 | 570 | 24,922 | 193 | U | |
| 34 | चंद्रपूर | ए | 5,29,612 | 13,225 | 2,336 | 67,513 | 2,48,688 | 46,383 | 2,175 | 6,883 | 1,41,308 | 1,101 | T | Chandrapur |
| | | ग्रा | 3,52,643 | 10,780 | 1,416 | 55,964 | 1,97,365 | 32,326 | 1,427 | 2,780 | 49,873 | 712 | R | |
| | | ना | 1,76,969 | 2,445 | 920 | 11,549 | 51,323 | 14,057 | 748 | 4,103 | 91,435 | 389 | U | |
| 35 | गडचिरोली | ए | 2,45,745 | 11,030 | 1,071 | 60,463 | 1,35,515 | 2,898 | 836 | 1,535 | 32,014 | 383 | T | Gadchiroli |
| | | ग्रा | 2,18,935 | 10,708 | 933 | 57,931 | 1,25,204 | 2,323 | 723 | 1,153 | 19,652 | 308 | R | |
| | | ना | 26,810 | 322 | 138 | 2,532 | 10,311 | 575 | 113 | 382 | 12,362 | 75 | U | |
| महाराष्ट्र राज्य | ए | 2,38,30,580 | 14,62,702 | 1,51,089 | 17,80,298 | 33,53,516 | 88,95,925 | 1,49,990 | 6,83,154 | 71,85,207 | 1,68,699 | | T | Maharashtra State |
| | ग्रा | 1,30,16,652 | 12,52,256 | 70,774 | 14,97,168 | 26,56,812 | 55,34,468 | 57,291 | 3,04,594 | 15,58,486 | 84,803 | | R | |
| | ना | 1,08,13,928 | 2,10,446 | 80,315 | 2,83,130 | 6,96,704 | 33,61,457 | 92,699 | 3,78,560 | 56,26,721 | 83,896 | | U | |

आधार : एच मालिका, महाराष्ट्र — भारताची जनगणना, २०११

Source: H-Series, Maharashtra - Census of India, 2011

4. गृहविषयक सांख्यिकी / HOUSING STATISTICS

तक्ता क्रमांक / TABLE No.4.5 (B)

राहात्या घराचे भिंतीसाठी वापरलेल्या प्रमुख सामानानुसार कुटुंबांचे वर्गीकरण / Households by Predominant Material used for wall of houses occupied
जनगणना / Population Census, 2011

| अ.क्र. Sr. No. | जिल्हा | ग्रामीण नागरी एकूण | एकूण कुटुंबे Total Number of Households | गवत, पाने, लाकूड, बांबू, चिखल, इ. Grass, Thatch, Wood, Bamboo Mud etc. | प्लास्टिक पोलिथिन Polythene | खिटा Mud/ Unburnt Brick | Wood | Stone not packed with Mortar | Stone packed with mortar | जी.आय. धातु, अखे स्टॉसचे पत्रे G.I., Metal/ Asbestos sheets | विटा Burnt Brick | कोंक्रीट Concrete | इतर सर्व प्रकारचे सामान Any other Material Total | Rural Urban | District | |
|-------------------|----------------|--------------------------|---|--|-----------------------------------|----------------------------------|--------|--|-----------------------------------|---|---------------------|----------------------|---|----------------|--------------------|---|
| (1) | (2) | (3) | (4) | (5) | (6) | (7) | (8) | (9) | (10) | (11) | (12) | (13) | (14) | (15) | (1) | |
| 1 | मुंबई शहर | ए | 6,37,738 | 954 | 2,451 | 13,430 | 4,208 | 13,578 | 42,253 | 14,293 | 4,03,882 | 1,40,355 | 2,334 | T | Mumbai City | |
| | | ग्रा | 0 | 0 | 0 | 0 | 0 | 0 | 0 | 0 | 0 | 0 | 0 | 0 | | R |
| | | ना | 6,37,738 | 954 | 2,451 | 13,430 | 4,208 | 13,578 | 42,253 | 14,293 | 4,03,882 | 1,40,355 | 2,334 | U | | |
| 2 | मुंबई उपनगर | ए | 20,27,743 | 3,704 | 22,023 | 43,430 | 5,621 | 35,006 | 1,06,231 | 58,531 | 13,32,516 | 4,10,379 | 10,302 | T | Mumbai Suburban | |
| | | ग्रा | 0 | 0 | 0 | 0 | 0 | 0 | 0 | 0 | 0 | 0 | 0 | 0 | | R |
| | | ना | 20,27,743 | 3,704 | 22,023 | 43,430 | 5,621 | 35,006 | 1,06,231 | 58,531 | 13,32,516 | 4,10,379 | 10,302 | U | | |
| 3 | ठाणे | ए | 24,30,616 | 1,37,762 | 11,862 | 1,43,858 | 11,730 | 39,554 | 1,16,297 | 49,491 | 15,09,146 | 4,03,397 | 7,519 | T | Thane | |
| | | ग्रा | 5,26,397 | 1,22,342 | 2,402 | 90,569 | 4,576 | 7,944 | 21,446 | 2,374 | 2,39,930 | 33,268 | 1,546 | R | | |
| | | ना | 19,04,219 | 15,420 | 9,460 | 53,289 | 7,154 | 31,610 | 94,851 | 47,117 | 12,69,216 | 3,70,129 | 5,973 | U | | |
| 4 | रायगड | ए | 5,96,514 | 20,588 | 2,646 | 85,283 | 2,182 | 11,683 | 42,181 | 4,125 | 3,40,894 | 84,834 | 2,098 | T | Raigad | |
| | | ग्रा | 3,76,520 | 18,987 | 1,190 | 74,705 | 1,688 | 8,475 | 30,203 | 1,350 | 2,06,024 | 32,548 | 1,350 | R | | |
| | | ना | 2,19,994 | 1,601 | 1,456 | 10,578 | 494 | 3,208 | 11,978 | 2,775 | 1,34,870 | 52,286 | 748 | U | | |
| 5 | रत्नागिरी | ए | 3,93,379 | 4,167 | 1,882 | 1,28,631 | 1,807 | 27,405 | 1,82,885 | 853 | 27,326 | 16,936 | 1,487 | T | Ratnagiri | |
| | | ग्रा | 3,33,645 | 3,769 | 933 | 1,23,672 | 1,627 | 23,118 | 1,51,646 | 672 | 17,861 | 9,164 | 1,183 | R | | |
| | | ना | 59,734 | 398 | 949 | 4,959 | 180 | 4,287 | 31,239 | 181 | 9,465 | 7,772 | 304 | U | | |
| 6 | सिंधुदुर्ग | ए | 2,05,119 | 3,297 | 683 | 78,841 | 2,257 | 16,947 | 87,884 | 237 | 6,315 | 7,616 | 1,042 | T | Sindhudurg | |
| | | ग्रा | 1,80,494 | 2,910 | 487 | 71,781 | 2,157 | 14,520 | 77,707 | 181 | 4,853 | 5,015 | 883 | R | | |
| | | ना | 24,625 | 387 | 196 | 7,060 | 100 | 2,427 | 10,177 | 56 | 1,462 | 2,601 | 159 | U | | |
| 7 | नाशिक | ए | 11,80,293 | 58,717 | 4,687 | 3,33,783 | 32,692 | 32,940 | 75,431 | 25,301 | 5,11,585 | 1,02,366 | 2,791 | T | Nashik | |
| | | ग्रा | 6,61,977 | 55,051 | 2,814 | 2,56,436 | 2,773 | 23,436 | 48,261 | 5,096 | 2,30,129 | 36,451 | 1,530 | R | | |
| | | ना | 5,18,316 | 3,666 | 1,873 | 77,347 | 29,919 | 9,504 | 27,170 | 20,205 | 2,81,456 | 65,915 | 1,261 | U | | |

तक्ता क्रमांक /TABLE No. 4.5 (B) contd...

| (1) | (2) | (3) | (4) | (5) | (6) | (7) | (8) | (9) | (10) | (11) | (12) | (13) | (14) | (15) | (1) |
|-----|-----------|------|-----------|----------|-------|----------|--------|--------|----------|--------|-----------|----------|-------|------|------------|
| 8 | धुळे | ए | 4,08,700 | 35,559 | 1,179 | 1,79,304 | 3,153 | 7,989 | 8,995 | 1,553 | 1,57,264 | 13,173 | 531 | T | Dhule |
| | | ग्रा | 2,98,915 | 34,495 | 1,006 | 1,58,895 | 1,072 | 5,553 | 6,156 | 472 | 84,055 | 6,810 | 401 | R | |
| | | ना | 1,09,785 | 1,064 | 173 | 20,409 | 2,081 | 2,436 | 2,839 | 1,081 | 73,209 | 6,363 | 130 | U | |
| 9 | नंदुरबार | ए | 3,19,623 | 1,37,373 | 1,063 | 81,562 | 2,300 | 3,933 | 5,376 | 463 | 80,856 | 6,131 | 566 | T | Nandurbar |
| | | ग्रा | 2,70,533 | 1,32,499 | 874 | 71,884 | 1,672 | 2,985 | 3,300 | 250 | 53,321 | 3,241 | 507 | R | |
| | | ना | 49,090 | 4,874 | 189 | 9,678 | 628 | 948 | 2,076 | 213 | 27,535 | 2,890 | 59 | U | |
| 10 | जळगाव | ए | 8,91,657 | 80,069 | 3,081 | 2,90,801 | 17,920 | 21,135 | 34,983 | 2,724 | 3,88,775 | 49,762 | 2,407 | T | Jalgaon |
| | | ग्रा | 6,18,314 | 74,781 | 2,379 | 2,48,383 | 3,757 | 15,719 | 23,908 | 1,550 | 2,15,203 | 30,758 | 1,876 | R | |
| | | ना | 2,73,343 | 5,288 | 702 | 42,418 | 14,163 | 5,416 | 11,075 | 1,174 | 1,73,572 | 19,004 | 531 | U | |
| 11 | अहमदनगर | ए | 9,01,748 | 45,128 | 2,728 | 1,78,414 | 3,996 | 42,385 | 1,09,309 | 7,955 | 4,18,434 | 89,839 | 3,560 | T | Ahmadnagar |
| | | ग्रा | 7,17,718 | 40,141 | 2,232 | 1,54,072 | 2,998 | 37,570 | 98,492 | 4,277 | 3,16,925 | 58,599 | 2,412 | R | |
| | | ना | 1,84,030 | 4,987 | 496 | 24,342 | 998 | 4,815 | 10,817 | 3,678 | 1,01,509 | 31,240 | 1,148 | U | |
| 12 | पुणे | ए | 20,76,607 | 31,413 | 6,170 | 1,62,579 | 4,685 | 56,137 | 1,89,157 | 97,457 | 10,84,530 | 4,38,039 | 6,440 | T | Pune |
| | | ग्रा | 7,44,114 | 29,020 | 2,316 | 98,780 | 2,843 | 37,740 | 1,29,428 | 14,488 | 3,07,590 | 1,19,530 | 2,379 | R | |
| | | ना | 13,32,493 | 2,393 | 3,854 | 63,799 | 1,842 | 18,397 | 59,729 | 82,969 | 7,76,940 | 3,18,509 | 4,061 | U | |
| 13 | सातारा | ए | 6,39,999 | 20,815 | 2,103 | 1,06,279 | 2,142 | 34,110 | 1,39,009 | 9,620 | 2,46,645 | 77,024 | 2,252 | T | Satara |
| | | ग्रा | 5,18,187 | 19,689 | 1,441 | 93,556 | 1,846 | 31,650 | 1,29,604 | 4,131 | 1,87,564 | 46,919 | 1,787 | R | |
| | | ना | 1,21,812 | 1,126 | 662 | 12,723 | 296 | 2,460 | 9,405 | 5,489 | 59,081 | 30,105 | 465 | U | |
| 14 | सांगली | ए | 5,85,227 | 24,642 | 1,802 | 79,200 | 4,096 | 40,135 | 1,53,776 | 11,840 | 2,11,007 | 56,685 | 2,044 | T | Sangli |
| | | ग्रा | 4,32,579 | 22,216 | 1,187 | 62,467 | 2,790 | 34,524 | 1,38,136 | 2,187 | 1,35,124 | 32,482 | 1,466 | R | |
| | | ना | 1,52,648 | 2,426 | 615 | 16,733 | 1,306 | 5,611 | 15,640 | 9,653 | 75,883 | 24,203 | 578 | U | |
| 15 | सोलापूर | ए | 8,58,981 | 58,273 | 2,255 | 89,875 | 4,452 | 56,175 | 1,89,376 | 70,316 | 3,32,660 | 52,668 | 2,931 | T | Solapur |
| | | ग्रा | 5,83,706 | 56,313 | 1,534 | 56,791 | 3,468 | 47,035 | 1,60,471 | 34,665 | 1,94,097 | 27,120 | 2,212 | R | |
| | | ना | 2,75,275 | 1,960 | 721 | 33,084 | 984 | 9,140 | 28,905 | 35,651 | 1,38,563 | 25,548 | 719 | U | |
| 16 | कोल्हापूर | ए | 8,21,483 | 9,811 | 2,603 | 2,09,545 | 4,044 | 39,926 | 1,70,958 | 3,665 | 3,12,175 | 65,918 | 2,838 | T | Kolhapur |
| | | ग्रा | 5,56,628 | 8,041 | 1,378 | 1,72,272 | 2,822 | 29,786 | 1,35,009 | 1,118 | 1,79,689 | 24,786 | 1,727 | R | |
| | | ना | 2,64,855 | 1,770 | 1,225 | 37,273 | 1,222 | 10,140 | 35,949 | 2,547 | 1,32,486 | 41,132 | 1,111 | U | |
| 17 | औरंगाबाद | ए | 7,36,587 | 39,710 | 2,064 | 1,70,007 | 2,550 | 24,553 | 47,157 | 7,950 | 3,66,264 | 74,814 | 1,518 | T | Aurangabad |
| | | ग्रा | 4,19,120 | 38,527 | 1,452 | 1,38,246 | 1,959 | 15,814 | 28,945 | 2,460 | 1,59,551 | 31,250 | 916 | R | |
| | | ना | 3,17,467 | 1,183 | 612 | 31,761 | 591 | 8,739 | 18,212 | 5,490 | 2,06,713 | 43,564 | 602 | U | |

तक्ता क्रमांक /TABLE No. 4.5 (B) contd...

| (1) | (2) | (3) | (4) | (5) | (6) | (7) | (8) | (9) | (10) | (11) | (12) | (13) | (14) | (15) | (1) |
|-----|------------|------|----------|--------|-------|----------|--------|--------|----------|--------|----------|--------|-------|------|-----------|
| 18 | जालना | ए | 3,88,116 | 22,561 | 1,621 | 1,21,485 | 2,008 | 16,205 | 33,046 | 5,015 | 1,64,636 | 20,257 | 1,282 | T | Jalna |
| | | ग्रा | 3,18,563 | 22,076 | 1,430 | 1,08,244 | 1,672 | 13,967 | 29,613 | 3,404 | 1,22,058 | 14,961 | 1,138 | R | |
| | | ना | 69,553 | 485 | 191 | 13,241 | 336 | 2,238 | 3,433 | 1,611 | 42,578 | 5,296 | 144 | U | |
| 19 | परभणी | ए | 3,60,186 | 20,151 | 1,301 | 1,03,164 | 7,661 | 20,430 | 45,729 | 4,690 | 1,42,295 | 13,712 | 1,053 | T | Parbhani |
| | | ग्रा | 2,56,063 | 18,352 | 856 | 83,839 | 1,958 | 16,877 | 40,849 | 2,041 | 83,123 | 7,423 | 745 | R | |
| | | ना | 1,04,123 | 1,799 | 445 | 19,325 | 5,703 | 3,553 | 4,880 | 2,649 | 59,172 | 6,289 | 308 | U | |
| 20 | हिंगोली | ए | 2,27,041 | 10,456 | 516 | 84,009 | 1,658 | 9,810 | 20,239 | 1,171 | 87,783 | 10,993 | 406 | T | Hingoli |
| | | ग्रा | 1,95,143 | 10,022 | 447 | 77,182 | 1,448 | 8,752 | 18,417 | 753 | 69,829 | 7,957 | 336 | R | |
| | | ना | 31,898 | 434 | 69 | 6,827 | 210 | 1,058 | 1,822 | 418 | 17,954 | 3,036 | 70 | U | |
| 21 | बीड | ए | 5,45,073 | 34,925 | 2,817 | 1,15,600 | 3,306 | 32,813 | 73,357 | 15,580 | 2,45,045 | 18,351 | 3,279 | T | Bid |
| | | ग्रा | 4,46,114 | 33,813 | 2,430 | 1,02,248 | 2,712 | 29,874 | 68,242 | 10,442 | 1,80,581 | 12,909 | 2,863 | R | |
| | | ना | 98,959 | 1,112 | 387 | 13,352 | 594 | 2,939 | 5,115 | 5,138 | 64,464 | 5,442 | 416 | U | |
| 22 | नांदेड | ए | 6,56,303 | 54,229 | 2,474 | 1,95,165 | 13,585 | 42,958 | 1,28,469 | 3,472 | 1,86,681 | 26,758 | 2,512 | T | Nanded |
| | | ग्रा | 4,87,624 | 50,070 | 1,862 | 1,52,781 | 12,480 | 37,055 | 1,15,007 | 1,337 | 1,00,664 | 14,145 | 2,223 | R | |
| | | ना | 1,68,679 | 4,159 | 612 | 42,384 | 1,105 | 5,903 | 13,462 | 2,135 | 86,017 | 12,613 | 289 | U | |
| 23 | उस्मानाबाद | ए | 3,48,760 | 18,119 | 1,062 | 68,180 | 2,515 | 21,971 | 59,993 | 16,241 | 1,43,246 | 16,259 | 1,174 | T | Osmanabad |
| | | ग्रा | 2,94,816 | 17,401 | 919 | 61,031 | 2,049 | 18,838 | 53,506 | 11,818 | 1,15,230 | 13,018 | 1,006 | R | |
| | | ना | 53,944 | 718 | 143 | 7,149 | 466 | 3,133 | 6,487 | 4,423 | 28,016 | 3,241 | 168 | U | |
| 24 | लातूर | ए | 4,74,149 | 18,261 | 1,331 | 68,561 | 3,381 | 36,271 | 1,09,765 | 11,047 | 2,09,233 | 14,495 | 1,804 | T | Latur |
| | | ग्रा | 3,59,858 | 17,553 | 1,065 | 55,763 | 2,977 | 31,475 | 98,159 | 7,597 | 1,36,186 | 7,724 | 1,359 | R | |
| | | ना | 1,14,291 | 708 | 266 | 12,798 | 404 | 4,796 | 11,606 | 3,450 | 73,047 | 6,771 | 445 | U | |
| 25 | बुलढाणा | ए | 5,53,031 | 62,977 | 1,648 | 1,83,790 | 4,558 | 15,383 | 35,151 | 6,409 | 2,20,154 | 19,632 | 3,329 | T | Buldana |
| | | ग्रा | 4,45,247 | 57,116 | 1,350 | 1,62,821 | 3,228 | 13,429 | 32,509 | 2,280 | 1,54,950 | 14,594 | 2,970 | R | |
| | | ना | 1,07,784 | 5,861 | 298 | 20,969 | 1,330 | 1,954 | 2,642 | 4,129 | 65,204 | 5,038 | 359 | U | |
| 26 | ओला | ए | 3,91,135 | 35,354 | 1,585 | 1,63,086 | 1,341 | 8,638 | 13,633 | 976 | 1,48,681 | 16,588 | 1,253 | T | Akola |
| | | ग्रा | 2,47,752 | 25,677 | 1,048 | 1,22,173 | 563 | 5,532 | 8,921 | 460 | 75,019 | 7,455 | 904 | R | |
| | | ना | 1,43,383 | 9,677 | 537 | 40,913 | 778 | 3,106 | 4,712 | 516 | 73,662 | 9,133 | 349 | U | |
| 27 | वाशिम | ए | 2,57,892 | 20,755 | 974 | 1,05,508 | 1,609 | 7,718 | 13,045 | 971 | 95,446 | 10,734 | 1,132 | T | Washim |
| | | ग्रा | 2,17,490 | 19,477 | 811 | 94,441 | 1,408 | 6,282 | 10,785 | 585 | 75,964 | 6,771 | 966 | R | |
| | | ना | 40,402 | 1,278 | 163 | 11,067 | 201 | 1,436 | 2,260 | 386 | 19,482 | 3,963 | 166 | U | |

तक्ता क्रमांक /TABLE No. 4.5 (B) contd...

| (1) | (2) | (3) | (4) | (5) | (6) | (7) | (8) | (9) | (10) | (11) | (12) | (13) | (14) | (15) | (1) |
|-----|------------------|------|--------------------|------------------|-----------------|------------------|-----------------|-----------------|------------------|-----------------|--------------------|------------------|---------------|------|-------------------|
| 28 | अमरावती | ए | 6,37,446 | 57,599 | 3,652 | 2,88,637 | 2,440 | 15,188 | 22,036 | 1,661 | 2,16,389 | 27,449 | 2,395 | T | Amravati |
| | | ग्रा | 4,24,563 | 50,433 | 2,533 | 2,34,096 | 1,025 | 9,902 | 12,770 | 924 | 1,01,695 | 9,572 | 1,613 | R | |
| | | ना | 2,12,883 | 7,166 | 1,119 | 54,541 | 1,415 | 5,286 | 9,266 | 737 | 1,14,694 | 17,877 | 782 | U | |
| 29 | यवतमाळ | ए | 6,40,385 | 85,618 | 2,275 | 2,35,497 | 27,322 | 14,136 | 24,383 | 1,819 | 2,22,654 | 23,890 | 2,791 | T | Yavatmal |
| | | ग्रा | 5,13,041 | 78,982 | 1,775 | 2,12,805 | 18,929 | 11,797 | 20,624 | 1,063 | 1,51,986 | 12,537 | 2,543 | R | |
| | | ना | 1,27,344 | 6,636 | 500 | 22,692 | 8,393 | 2,339 | 3,759 | 756 | 70,668 | 11,353 | 248 | U | |
| 30 | वर्धा | ए | 3,02,680 | 22,857 | 1,852 | 1,16,935 | 1,047 | 6,553 | 10,572 | 848 | 1,30,188 | 10,945 | 883 | T | Wardha |
| | | ग्रा | 2,10,284 | 20,165 | 1,316 | 99,420 | 769 | 5,019 | 7,724 | 693 | 68,771 | 5,745 | 662 | R | |
| | | ना | 92,396 | 2,692 | 536 | 17,515 | 278 | 1,534 | 2,848 | 155 | 61,417 | 5,200 | 221 | U | |
| 31 | नागपूर | ए | 9,95,808 | 35,814 | 4,442 | 2,44,381 | 9,280 | 26,304 | 41,636 | 6,980 | 5,47,946 | 77,350 | 1,675 | T | Nagpur |
| | | ग्रा | 3,24,568 | 20,773 | 1,099 | 1,57,285 | 1,333 | 7,315 | 12,477 | 1,022 | 1,11,906 | 10,876 | 482 | R | |
| | | ना | 6,71,240 | 15,041 | 3,343 | 87,096 | 7,947 | 18,989 | 29,159 | 5,958 | 4,36,040 | 66,474 | 1,193 | U | |
| 32 | भंडारा | ए | 2,75,773 | 4,382 | 767 | 1,66,637 | 349 | 4,803 | 8,170 | 213 | 85,606 | 4,557 | 289 | T | Bhandara |
| | | ग्रा | 2,23,299 | 4,048 | 688 | 1,53,155 | 263 | 3,108 | 5,185 | 160 | 53,302 | 3,155 | 235 | R | |
| | | ना | 52,474 | 334 | 79 | 13,482 | 86 | 1,695 | 2,985 | 53 | 32,304 | 1,402 | 54 | U | |
| 33 | गोंदिया | ए | 2,89,431 | 2,806 | 541 | 2,11,431 | 325 | 3,546 | 4,753 | 166 | 62,562 | 3,116 | 185 | T | Gondiya |
| | | ग्रा | 2,41,802 | 2,557 | 422 | 1,95,283 | 228 | 1,892 | 2,749 | 138 | 37,023 | 1,385 | 125 | R | |
| | | ना | 47,629 | 249 | 119 | 16,148 | 97 | 1,654 | 2,004 | 28 | 25,539 | 1,731 | 60 | U | |
| 34 | चंद्रपूर | ए | 5,29,612 | 28,298 | 1,470 | 2,04,849 | 9,776 | 13,939 | 24,130 | 491 | 2,22,706 | 22,881 | 1,072 | T | Chandrapur |
| | | ग्रा | 3,52,643 | 24,542 | 879 | 1,69,298 | 8,685 | 8,214 | 14,245 | 242 | 1,20,742 | 4,910 | 886 | R | |
| | | ना | 1,76,969 | 3,756 | 591 | 35,551 | 1,091 | 5,725 | 9,885 | 249 | 1,01,964 | 17,971 | 186 | U | |
| 35 | गडचिरोली | ए | 2,45,745 | 21,578 | 1,101 | 1,18,100 | 12,146 | 5,852 | 9,274 | 170 | 73,738 | 2,851 | 935 | T | Gadchiroli |
| | | ग्रा | 2,18,935 | 20,751 | 998 | 1,12,217 | 11,959 | 4,681 | 7,538 | 142 | 58,280 | 1,515 | 854 | R | |
| | | ना | 26,810 | 827 | 103 | 5,883 | 187 | 1,171 | 1,736 | 28 | 15,458 | 1,336 | 81 | U | |
| | | ए | 2,38,30,580 | 12,68,722 | 1,02,711 | 51,69,837 | 2,14,142 | 8,06,109 | 23,78,639 | 4,44,294 | 1,09,35,263 | 24,30,754 | 80,109 | T | |
| | महाराष्ट्र राज्य | ग्रा | 1,30,16,652 | 11,52,589 | 45,553 | 42,26,591 | 1,11,734 | 5,69,878 | 17,42,032 | 1,20,372 | 43,49,225 | 6,54,593 | 44,085 | R | Maharashtra State |
| | | ना | 1,08,13,928 | 1,16,133 | 57,158 | 9,43,246 | 1,02,408 | 2,36,231 | 6,36,607 | 3,23,922 | 65,86,038 | 17,76,161 | 36,024 | U | |

आधार : एच मालिका, महाराष्ट्र — भारताची जनगणना, २०११

Source: H-Series, Maharashtra - Census of India, 2011

५. शिक्षण :

५.१ शिक्षण संस्थांमधील शिक्षणाच्या प्रकारानुसार विद्यार्थी, शिक्षक आणि प्रमुख परीक्षांचे निकाल इत्यादी बाबींची माहिती पुढील तक्त्यांत दिली आहे.

५.२ शैक्षणिक संस्थांचे शिक्षणाच्या प्रकारानुसार केलेले वर्गीकरण हे शिक्षणाच्या टप्प्यानुसार केलेल्या वर्गीकरणापेक्षा थोडे वेगळे आहे. बऱ्याचशा माध्यमिक शिक्षण संस्था प्राथमिक स्तरावरील शिक्षणही देतात. तरीही सर्व विद्यार्थ्यांची संख्या माध्यमिक शिक्षण संस्थांतच दर्शविण्यात आली आहे. पूर्व प्राथमिक, प्राथमिक व माध्यमिक शाळांतील विद्यार्थ्यांची इयत्तानुसार केलेली वर्गवारी कदाचित खरे चित्र उभे करू शकेल. तीन ते पाच वर्षे ह्या वयोगटातील मुले पूर्व-प्राथमिक संस्थांत शिकतात. ह्या संस्था किंडरगार्टन किंवा मॉटेसरी म्हणून ओळखल्या जातात. प्राथमिक संस्थांत पूर्व-प्राथमिक व इयत्ता पहिली ते चौथी किंवा इयत्ता पहिली ते सातवी किंवा आठवी किंवा त्यापेक्षा कमी इयत्तांचा शिक्षण विभागाने मंजूर केलेला अभ्यासक्रम शिकविला जातो. माध्यमिक संस्थांत इयत्ता आठवी ते दहावीतील किंवा केवळ अकरावी/बारावीतील वा अकरावी/बारावीसह खालच्या इयत्तांतील विद्यार्थ्यांना शिक्षण देण्यात येते. उच्च शिक्षण म्हणजे माध्यमिक शालान्त प्रमाणपत्र परीक्षा पास झाल्यानंतरचा पदवी किंवा पदविका अभ्यासक्रम होय. ह्या विभागात परीक्षांच्या निकालाविषयी आकडेवारीही देण्यात येते.

5. EDUCATION

5.1 Data on educational institutions according to type of education, students, teachers and results of major examinations are presented in the following tables.

5.2 The classification of institutions according to type is slightly different from stages of education. There are many secondary schools which also impart education in 'primary' courses. Nevertheless, the entire enrolment of students is included under secondary education. The break-up of the total enrolment of students in pre-primary, primary and secondary schools according to standards may perhaps give the realistic picture. Children between ages three and five attend pre-primary institutions. These are generally known as kindergarten, montessory etc. Primary institutions provide education for pre-primary and standard I—IV or standard I—VII/VIII or less and teach the curriculum approved by the Education Department whereas secondary institutions coach students for standard VIII to X or XI/XII with or without lower standard. Higher education is education after passing secondary school certificate examination which leads to a degree /diploma examination. The statistics about examination results is also presented in this section.

5. शिक्षण / EDUCATION
तक्ता क्रमांक / TABLE No.5.1

शिक्षणाच्या प्रकारानुसार मान्यता प्राप्त संस्था/ Number of Recognised Institution by Type of Education
(2013-14)

| अ.क्र. Sr. No. (1) | संस्थेचे प्रकार (2) | संस्थांची संख्या Number of Institution (3) | Type of Institution (2) |
|-----------------------------|---|--|--|
| 1 | विद्यापिठे | 18 | Universities |
| 2 | दर दहा लाख लोकसंख्येमागे कला, वाणिज्य आणि विज्ञान महाविद्यालये | N.A. | Arts, Commerce and Science Colleges per Ten lakhs population. |
| 3 | शिक्षकांच्या प्रशिक्षण शाळा (डी. एड.) | 1,061 | Teacher Training Colleges (D.Ed.) |
| 4 | शारिरीक शिक्षणाची महाविद्यालये | 78 | Colleges for Physical Education. |
| 5 | शिक्षकांची प्रशिक्षण महाविद्यालये (बी. एड.) | 590 | Teachers Training Colleges (B.Ed.) |
| 6 | दर एक लाख लोकसंख्येमागे उच्चतर माध्यमिक शाळा | 19 | Higher Secondary Schools per lakh population |
| 7 | दर एक लाख लोकसंख्येमागे उच्च / मुलोट्टोग शाळा | N.A. | High / Post Basic Schools per lakh population |
| 8 | दर हजार लोकसंख्येमागे प्राथमिक / पूर्व-प्राथमिक / मुलोट्टोग शाळा. | 1 | Primary / Pre-Primary / Jr. Basic Schools per thousand population. |
| 9 | अपंगाकरिता शाळा. | 1,360 | Schools for Handicapped. |
| 10 | दर एक लाख लोकसंख्येमागे माध्यमिक शाळा / वरिष्ठ मुलोट्टोग शाळा. | 17 | Middle Schools / Senior Basic Schools per lakh population. |

* टिप- यात चार कृषि विद्यापिठे समाविष्ट आहेत.

Note - Including 4 Agriculture Universities.

आधार :- (१) प्राथमिक शिक्षण संचालनालय, महाराष्ट्र शासन, पुणे.

(२) उच्च शिक्षण संचालनालय, महाराष्ट्र शासन, पुणे.

Source :- (1) Directorate of Primary Education, Govt. of Maharashtra, Pune.

(2) Directorate of Higher Education, Govt. of Maharashtra, Pune.

5. शिक्षण / EDUCATION

तक्ता क्रमांक / TABLE No.5.2

फक्त मुलींसाठी असलेल्या शैक्षणिक संस्थांची शिक्षणाच्या प्रकारानुसार संख्या/
Number of Educational Institutions Exclusively for girls by type of Education
(2013-14)

| अ.क्र. Sr. No. | जिल्हे | कला / विज्ञान व वाणिज्य महाविद्यालये Arts / Science and Commerce Colleges | शिक्षकांची प्रशिक्षण महाविद्यालये Teachers Training Colleges | | उच्च माध्यमिक शाळा Higher Secondary Schools | माध्यमिक शाळा Secondary School | वरिष्ठ प्राथमिक शाळा Upper Primary Schools | कनिष्ठ प्राथमिक शाळा Lower Primary Schools | Districts |
|----------------------|-------------------------|--|---|-----------------|--|---|---|---|--------------------------|
| | | | बी.एड. B.Ed. | डी.एड. D.Ed. | | | | | |
| (1) | (2) | (3) | (4) | (5) | (6) | (7) | (8) | (9) | (2) |
| 1 | मुंबई शहर | 13 | N.A. | 7 | 9 | 83 | 85 | 5 | Mumbai City |
| 2 | मुंबई उपनगर | 10 | N.A. | 0 | 0 | 1 | 2 | 57 | Mumbai Suburban |
| 3 | ठाणे | 17 | N.A. | 2 | 8 | 24 | 56 | 47 | Thane |
| 4 | रायगड | 6 | N.A. | 1 | 2 | 4 | 15 | 17 | Raigad |
| 5 | रत्नागिरी | 2 | N.A. | 0 | 0 | 1 | 6 | 12 | Ratnagiri |
| 6 | सिंधुदुर्ग | 3 | N.A. | 0 | 0 | 0 | 1 | 2 | Sindhudurg |
| 7 | नाशिक | 12 | N.A. | 2 | 9 | 34 | 95 | 89 | Nashik |
| 8 | धुळे | 7 | N.A. | 2 | 13 | 28 | 36 | 47 | Dhule |
| 9 | नंदुरबार | 9 | N.A. | 0 | 8 | 20 | 20 | 22 | Nandurbar |
| 10 | जळगाव | 9 | N.A. | 1 | 9 | 31 | 78 | 111 | Jalgaon |
| 11 | अहमदनगर | 9 | N.A. | 8 | 11 | 26 | 33 | 29 | Ahmednagar |
| 12 | पुणे | 21 | N.A. | 8 | 19 | 49 | 139 | 125 | Pune |
| 13 | सातारा | 10 | N.A. | 6 | 8 | 21 | 30 | 27 | Satara |
| 14 | सांगली | 13 | N.A. | 3 | 14 | 42 | 85 | 72 | Sangli |
| 15 | सोलापूर | 11 | N.A. | 6 | 6 | 20 | 46 | 54 | Solapur |
| 16 | कोल्हापूर | 14 | N.A. | 4 | 11 | 27 | 88 | 104 | Kolhapur |
| 17 | औरंगाबाद | 15 | N.A. | 3 | 3 | 19 | 25 | 19 | Aurangabad |
| 18 | जालना | 3 | N.A. | 1 | 3 | 15 | 21 | 9 | Jalna |
| 19 | परभणी | 5 | N.A. | 0 | 3 | 13 | 22 | 12 | Parbhani |
| 20 | हिंगोली | 1 | N.A. | 1 | 1 | 6 | 11 | 15 | Hingoli |
| 21 | बीड | 8 | N.A. | 2 | 4 | 19 | 38 | 41 | Beed |
| 22 | नांदेड | 3 | N.A. | 0 | 10 | 30 | 45 | 31 | Nanded |
| 23 | उस्मानाबाद | 1 | N.A. | 1 | 1 | 12 | 29 | 25 | Osmanabad |
| 24 | लातूर | 3 | N.A. | 4 | 4 | 24 | 39 | 30 | Latur |
| 25 | बुलढाणा | 3 | N.A. | 2 | 5 | 15 | 29 | 46 | Buldhana |
| 26 | अकोला | 2 | N.A. | 2 | 7 | 19 | 29 | 36 | Akola |
| 27 | वाशिम | 3 | N.A. | 0 | 4 | 10 | 10 | 9 | Washim |
| 28 | अमरावती | 8 | N.A. | 2 | 14 | 48 | 62 | 67 | Amravati |
| 29 | यवतमाळ | 3 | N.A. | 2 | 8 | 20 | 36 | 36 | Yavatmal |
| 30 | वर्धा | 1 | N.A. | 1 | 1 | 6 | 7 | 9 | Wardha |
| 31 | नागपूर | 21 | N.A. | 7 | 17 | 44 | 47 | 21 | Nagpur |
| 32 | भंडारा | 4 | N.A. | 1 | 4 | 12 | 13 | 5 | Bhandara |
| 33 | गोंदिया | 2 | N.A. | 0 | 3 | 8 | 17 | 13 | Gondiya |
| 34 | चंद्रपूर | 12 | N.A. | 2 | 6 | 16 | 18 | 15 | Chandrapur |
| 35 | गडचिरोली | 11 | N.A. | 0 | 2 | 8 | 13 | 17 | Gadchiroli |
| | महाराष्ट्र राज्य | 275 | N.A. | 81 | 227 | 755 | 1,326 | 1,276 | Maharashtra State |

आधार :- (१) प्राथमिक शिक्षण संचालनालय, महाराष्ट्र शासन, पुणे.

(२) उच्च शिक्षण संचालनालय, महाराष्ट्र शासन, पुणे.

Source :- (1) Directorate of Primary Education, Govt. of Maharashtra, Pune.

(2) Directorate of Higher Education, Govt. of Maharashtra, Pune.

5. शिक्षण / EDUCATION
तक्ता क्रमांक / TABLE No.5.3
वर्गीकरणानुसार शाळांची संख्या / Number of Schools according to Classification
(2013-14)

| अ.क्र. Sr. No. | जिल्हे (2) | उच्च माध्यमिक शाळा Higher Secondary Schools | | | | माध्यमिक / वरिष्ठ मुल्लोद्योग शाळा Middle / Senior Basic Schools | | | | पूर्व-प्राथमिक / प्राथमिक / कनिष्ठ मुल्लोद्योग शाळा Pre-primary / Primary / Basic Junior Schools | | | | Districts (2) |
|-------------------|---------------|--|--------------------------------------|--|---------------|---|--------------------------------------|--|---------------|---|--------------------------------------|--|---------------|------------------|
| | | शासकीय Govt. | स्थानिक संस्था Local Bodies | अनुदानित / विनाअनुदानित Aided / Unaided | एकूण Total | शासकीय Govt. | स्थानिक संस्था Local Bodies | अनुदानित / विनाअनुदानित Aided / Unaided | एकूण Total | शासकीय Govt. | स्थानिक संस्था Local Bodies | अनुदानित / विनाअनुदानित Aided / Unaided | एकूण Total | |
| (1) | (2) | (3) | (4) | (5) | (6) | (7) | (8) | (9) | (10) | (11) | (12) | (13) | (14) | (2) |
| 1 | मुंबई शहर | 2 | 0 | 143 | 145 | 2 | 0 | 1,286 | 1,288 | 14 | 0 | 141 | 155 | Mumbai City |
| 2 | मुंबई उपनगर | 0 | 0 | 0 | 0 | 0 | 144 | 1 | 145 | 2 | 1,120 | 1,096 | 2,328* | Mumbai Suburban |
| 3 | ठाणे | 1 | 0 | 78 | 79 | 4 | 46 | 1,469 | 1536* | 102 | 4,047 | 1,736 | 5,948* | Thane |
| 4 | रायगड | 0 | 0 | 12 | 12 | 4 | 7 | 468 | 494* | 16 | 2,927 | 315 | 3,296* | Raigad |
| 5 | रत्नागिरी | 1 | 0 | 12 | 14* | 1 | 0 | 391 | 398* | 4 | 2,771 | 128 | 2,923* | Ratnagiri |
| 6 | सिंधुदुर्ग | 1 | 0 | 13 | 15* | 1 | 0 | 203 | 211* | 0 | 1,470 | 74 | 1,553* | Sindhudurg |
| 7 | नाशिक | 0 | 0 | 45 | 45 | 7 | 17 | 887 | 916* | 88 | 3,618 | 654 | 4,374* | Nashik |
| 8 | धुळे | 0 | 0 | 11 | 11 | 4 | 2 | 399 | 406* | 23 | 1,149 | 346 | 1,525* | Dhule |
| 9 | नंदुरबार | 0 | 0 | 7 | 7 | 7 | 7 | 246 | 261* | 77 | 1,416 | 261 | 1,757* | Nandurbar |
| 10 | जळगाव | 0 | 1 | 43 | 44 | 4 | 15 | 707 | 728* | 29 | 1,929 | 487 | 2,462* | Jalgaon |
| 11 | अहमदनगर | 0 | 0 | 50 | 50 | 6 | 3 | 909 | 922* | 29 | 3,715 | 473 | 4,228* | Ahmednagar |
| 12 | पुणे | 0 | 0 | 84 | 84 | 3 | 48 | 1,235 | 1,301* | 36 | 4,265 | 1222 | 5,611* | Pune |
| 13 | सातारा | 1 | 0 | 28 | 29 | 3 | 2 | 647 | 659* | 2 | 2,792 | 343 | 3,166* | Satara |
| 14 | सांगली | 0 | 0 | 36 | 36 | 3 | 1 | 607 | 616* | 1 | 1,795 | 369 | 2,183* | Sangli |
| 15 | सोलापूर | 0 | 0 | 43 | 43 | 4 | 8 | 863 | 875 | 5 | 3,014 | 663 | 3,694* | Solapur |
| 16 | कोल्हापूर | 1 | 1 | 29 | 31 | 2 | 8 | 835 | 854* | 3 | 2,157 | 503 | 2,695* | Kolhapur |

तक्ता क्र. / Table No. 5.3 contd...

| (1) | (2) | (3) | (4) | (5) | (6) | (7) | (8) | (9) | (10) | (11) | (12) | (13) | (14) | (2) |
|-----|-------------------------|-----------|----------|--------------|--------------|------------|------------|---------------|---------------|------------|---------------|---------------|---------------|--------------------------|
| 17 | औरंगाबाद | 2 | 0 | 118 | 120 | 9 | 66 | 639 | 721* | 8 | 2,153 | 892 | 3,062* | Aurangabad |
| 18 | जालना | 0 | 0 | 50 | 50 | 4 | 36 | 293 | 333 | 7 | 1,499 | 266 | 1,773* | Jalna |
| 19 | परभणी | 0 | 0 | 119 | 119 | 5 | 50 | 331 | 387* | 1 | 1,092 | 372 | 1,465 | Parbhani |
| 20 | हिंगोली | 0 | 0 | 41 | 41 | 2 | 29 | 145 | 176 | 7 | 841 | 139 | 987 | Hingoli |
| 21 | बीड | 0 | 0 | 57 | 57 | 4 | 22 | 540 | 567* | 7 | 2,320 | 386 | 2,713 | Beed |
| 22 | नांदेड | 0 | 0 | 67 | 67 | 3 | 19 | 510 | 532 | 29 | 2,254 | 648 | 2,931 | Nanded |
| 23 | उस्मानाबाद | 0 | 0 | 36 | 36 | 4 | 53 | 350 | 407 | 1 | 1,071 | 213 | 1,290* | Osmanabad |
| 24 | लातूर | 0 | 0 | 49 | 49 | 10 | 2 | 551 | 563 | 14 | 1,306 | 567 | 1,887 | Latur |
| 25 | बुलढाणा | 1 | 0 | 60 | 62* | 5 | 43 | 413 | 463* | 6 | 1,518 | 306 | 1,835* | Buldhana |
| 26 | अकोला | 0 | 0 | 46 | 46 | 6 | 13 | 383 | 402 | 4 | 1,013 | 291 | 1,308 | Akola |
| 27 | वाशिम | 0 | 0 | 17 | 17 | 5 | 9 | 250 | 264 | 4 | 812 | 185 | 1,001 | Washim |
| 28 | अमरावती | 1 | 0 | 40 | 41 | 10 | 38 | 565 | 613 | 24 | 1,728 | 393 | 2,151* | Amravati |
| 29 | यवतमाळ | 1 | 0 | 84 | 85 | 11 | 41 | 511 | 563 | 29 | 2,220 | 387 | 2,642* | Yavatmal |
| 30 | वर्धा | 1 | 0 | 28 | 29 | 1 | 9 | 240 | 250 | 9 | 979 | 203 | 1,197* | Wardha |
| 31 | नागपूर | 1 | 0 | 65 | 66 | 4 | 52 | 804 | 860 | 13 | 1,806 | 1,168 | 3,025* | Nagpur |
| 32 | भंडारा | 0 | 0 | 28 | 28 | 1 | 38 | 230 | 270* | 5 | 794 | 217 | 1,028* | Bhandara |
| 33 | गोंदिया | 0 | 1 | 47 | 48 | 2 | 27 | 245 | 274 | 17 | 1,072 | 231 | 1,322* | Gondiya |
| 34 | चंद्रपूर | 3 | 0 | 63 | 67* | 1 | 25 | 371 | 398* | 24 | 1,642 | 361 | 2,046* | Chandrapur |
| 35 | गडचिरोली | 1 | 0 | 32 | 33 | 2 | 15 | 228 | 245 | 53 | 1,559 | 183 | 1,803* | Gadchiroli |
| | महाराष्ट्र राज्य | 18 | 3 | 1,681 | 1,706 | 144 | 895 | 18,752 | 19,898 | 693 | 65,864 | 16,219 | 83,364 | Maharashtra State |

टिप: * Recognized व Unrecognized शाळांचा समावेश आहे.

आधार :- प्राथमिक शिक्षण संचालनालय, महाराष्ट्र शासन, पुणे.

Source : Directorate of Primary Education, Govt. of Maharashtra, Pune.

5. शिक्षण / EDUCATION
तक्ता क्रमांक / TABLE No.5.4

शाळेतील शिक्षकांची विभागवार संख्या / Number of School Teachers classified by Department
(2013-14)

| अ.क्र. Sr. No. | जिल्हे (2) | उच्च / उच्च माध्यमिक / बहुउद्येशीय प्राथमिक विभाग High/Higher Secondary schools Junior Basic Departments | | | माध्यमिक / वरिष्ठ प्राथमिक विभाग Middle / Senior Basic Departments | | | प्राथमिक / पूर्व-प्राथमिक कनिष्ठ मुलौद्योग विभाग Primary / Pre-Primary Junior Basic Departments | | | अध्यापक महाविद्यालये Teachers Training Colleges (B.Ed.) | | | एकूण Grand Total | | | Districts (2) |
|----------------------|----------------|--|-----------------|---------------|--|-----------------|---------------|--|-----------------|---------------|---|-----------------|---------------|---------------------|-----------------|---------------|--------------------|
| | | पुरुष Men | स्त्री Women | एकूण Total | पुरुष Men | स्त्री Women | एकूण Total | पुरुष Men | स्त्री Women | एकूण Total | पुरुष Men | स्त्री Women | एकूण Total | पुरुष Men | स्त्री Women | एकूण Total | |
| (1) | (2) | (3) | (4) | (5) | (6) | (7) | (8) | (9) | (10) | (11) | (12) | (13) | (14) | (15) | (16) | (17) | (2) |
| 1 | मुंबई शहर | 2,648 | 3,875 | 6,523 | 5,674 | 10,161 | 15,835 | 2,993 | 9,857 | 12,850 | N.A. | N.A. | N.A. | 11,315 | 23,893 | 35,208 | Mumbai City |
| 2 | मुंबई उपनगर | 21 | 32 | 53 | 531 | 720 | 1,251 | 5,326 | 17,295 | 22,621 | N.A. | N.A. | N.A. | 5,878 | 18,047 | 23,925 | Mumbai Suburban |
| 3 | ठाणे | 1,558 | 2,214 | 3,772 | 5,108 | 7,340 | 12,448 | 12,624 | 26,713 | 39,337 | N.A. | N.A. | N.A. | 19,290 | 36,267 | 55,557 | Thane |
| 4 | रायगड | 630 | 541 | 1,171 | 2,175 | 1,672 | 3,847 | 6,707 | 7,419 | 14,126 | N.A. | N.A. | N.A. | 9,512 | 9,632 | 19,144 | Raigad |
| 5 | रत्नागिरी | 484 | 230 | 714 | 1,773 | 622 | 2,395 | 6,270 | 4,538 | 10,808 | N.A. | N.A. | N.A. | 8,527 | 5,390 | 13,917 | Ratnagiri |
| 6 | सिंधुदुर्ग | 354 | 164 | 518 | 1,055 | 423 | 1,478 | 2,751 | 2,744 | 5,495 | N.A. | N.A. | N.A. | 4,160 | 3,331 | 7,491 | Sindhudurg |
| 7 | नाशिक | 1,429 | 602 | 2,031 | 4,477 | 2,114 | 6,591 | 14,062 | 11,543 | 25,605 | N.A. | N.A. | N.A. | 19,968 | 14,259 | 34,227 | Nashik |
| 8 | धुळे | 768 | 166 | 934 | 2,787 | 619 | 3,406 | 5,666 | 3,362 | 9,028 | N.A. | N.A. | N.A. | 9,221 | 4,147 | 13,368 | Dhule |
| 9 | नंदुरबार | 508 | 128 | 636 | 1,582 | 382 | 1,964 | 5,878 | 2,431 | 8,309 | N.A. | N.A. | N.A. | 7,968 | 2,941 | 10,909 | Nandurbar |
| 10 | जळगाव | 1,060 | 346 | 1,406 | 4,336 | 1,259 | 5,595 | 11,238 | 6,162 | 17,400 | N.A. | N.A. | N.A. | 16,634 | 7,767 | 24,401 | Jalgaon |
| 11 | अहमदनगर | 1,880 | 600 | 2,480 | 4,674 | 1,515 | 6,189 | 12,414 | 8,909 | 21,323 | N.A. | N.A. | N.A. | 18,968 | 11,024 | 29,992 | Ahmednagar |
| 12 | पुणे | 2,128 | 2,115 | 4,243 | 6,402 | 6,640 | 13,042 | 13,220 | 25,791 | 39,011 | N.A. | N.A. | N.A. | 21,750 | 34,546 | 56,296 | Pune |
| 13 | सातारा | 1,108 | 586 | 1,694 | 3,972 | 1,686 | 5,658 | 7,210 | 6,879 | 14,089 | N.A. | N.A. | N.A. | 12,290 | 9,151 | 21,441 | Satara |
| 14 | सांगली | 1,085 | 547 | 1,632 | 3,149 | 1,307 | 4,456 | 6,543 | 5,687 | 12,230 | N.A. | N.A. | N.A. | 10,777 | 7,541 | 18,318 | Sangli |
| 15 | सोलापूर | 1,793 | 469 | 2,262 | 5,403 | 1,487 | 6,890 | 12,919 | 8,005 | 20,924 | N.A. | N.A. | N.A. | 20,115 | 9,961 | 30,076 | Solapur |

तक्ता क्र. / Table No. 5.4 contd...

| (1) | (2) | (3) | (4) | (5) | (6) | (7) | (8) | (9) | (10) | (11) | (12) | (13) | (14) | (15) | (16) | (17) | (2) |
|-----|-------------------------|---------------|---------------|---------------|-----------------|---------------|-----------------|-----------------|-----------------|-----------------|-------------|-------------|-------------|-----------------|-----------------|-----------------|--------------------------|
| 16 | कोल्हापूर | 1,073 | 462 | 1,535 | 4,119 | 1,462 | 5,581 | 10,409 | 7,219 | 17,628 | N.A. | N.A. | N.A. | 15,601 | 9,143 | 24,744 | Kolhapur |
| 17 | औरंगाबाद | 1,244 | 520 | 1,764 | 3,807 | 1,898 | 5,705 | 9,759 | 9,228 | 18,987 | N.A. | N.A. | N.A. | 14,810 | 11,646 | 26,456 | Aurangabad |
| 18 | जालना | 693 | 112 | 805 | 1,904 | 318 | 2,222 | 6,572 | 2,711 | 9,283 | N.A. | N.A. | N.A. | 9,169 | 3,141 | 12,310 | Jalna |
| 19 | परभणी | 943 | 155 | 1,098 | 1,656 | 384 | 2,040 | 6,710 | 2,936 | 9,646 | N.A. | N.A. | N.A. | 9,309 | 3,475 | 12,784 | Parbhani |
| 20 | हिंगोली | 436 | 52 | 488 | 949 | 177 | 1,126 | 4,615 | 1,486 | 6,101 | N.A. | N.A. | N.A. | 6,000 | 1,715 | 7,715 | Hingoli |
| 21 | बीड | 1,330 | 206 | 1,536 | 3,502 | 552 | 4,054 | 9,850 | 4,634 | 14,484 | N.A. | N.A. | N.A. | 14,682 | 5,392 | 20,074 | Beed |
| 22 | नांदेड | 1,540 | 196 | 1,736 | 3,600 | 814 | 4,414 | 11,508 | 5,174 | 16,682 | N.A. | N.A. | N.A. | 16,648 | 6,184 | 22,832 | Nanded |
| 23 | उस्मानाबाद | 754 | 121 | 875 | 2,137 | 295 | 2,432 | 5,600 | 2,426 | 8,026 | N.A. | N.A. | N.A. | 8,491 | 2,842 | 11,333 | Osmanabad |
| 24 | लातूर | 1,488 | 213 | 1,701 | 3,184 | 637 | 3,821 | 9,453 | 4,260 | 13,713 | N.A. | N.A. | N.A. | 14,125 | 5,110 | 19,235 | Latur |
| 25 | बुलढाणा | 1,081 | 213 | 1,294 | 2,293 | 407 | 2,700 | 9,254 | 3,367 | 12,621 | N.A. | N.A. | N.A. | 12,628 | 3,987 | 16,615 | Buldhana |
| 26 | अकोला | 720 | 236 | 956 | 2,028 | 830 | 2,858 | 4,658 | 3,670 | 8,328 | N.A. | N.A. | N.A. | 7,406 | 4,736 | 12,142 | Akola |
| 27 | वाशिम | 500 | 63 | 563 | 1,612 | 277 | 1,889 | 4,077 | 1,619 | 5,696 | N.A. | N.A. | N.A. | 6,189 | 1,959 | 8,148 | Washim |
| 28 | अमरावती | 1,069 | 475 | 1,544 | 3,021 | 1,364 | 4,385 | 6,715 | 6,130 | 12,845 | N.A. | N.A. | N.A. | 10,805 | 7,969 | 18,774 | Amravati |
| 29 | यवतमाळ | 1,039 | 346 | 1,385 | 2,815 | 825 | 3,640 | 8,643 | 4,701 | 13,344 | N.A. | N.A. | N.A. | 12,497 | 5,872 | 18,369 | Yavatmal |
| 30 | वर्धा | 557 | 216 | 773 | 1,414 | 700 | 2,114 | 3,294 | 3,039 | 6,333 | N.A. | N.A. | N.A. | 5,265 | 3,955 | 9,220 | Wardha |
| 31 | नागपूर | 1,464 | 1,405 | 2,869 | 3,933 | 4,222 | 8,155 | 7,068 | 14,240 | 21,308 | N.A. | N.A. | N.A. | 12,465 | 19,867 | 32,332 | Nagpur |
| 32 | भंडारा | 613 | 213 | 826 | 1,551 | 508 | 2,059 | 3,369 | 2,388 | 5,757 | N.A. | N.A. | N.A. | 5,533 | 3,109 | 8,642 | Bhandara |
| 33 | गोंदिया | 793 | 223 | 1,016 | 1,806 | 454 | 2,260 | 4,691 | 2,253 | 6,944 | N.A. | N.A. | N.A. | 7,290 | 2,930 | 10,220 | Gondiya |
| 34 | चंद्रपूर | 973 | 360 | 1,333 | 2,520 | 902 | 3,422 | 6,587 | 4,461 | 11,048 | N.A. | N.A. | N.A. | 10,080 | 5,723 | 15,803 | Chandrapur |
| 35 | गडचिरोली | 577 | 107 | 684 | 1,697 | 308 | 2,005 | 5,018 | 1,889 | 6,907 | N.A. | N.A. | N.A. | 7,292 | 2,304 | 9,596 | Gadchiroli |
| | महाराष्ट्र राज्य | 36,341 | 18,509 | 54,850 | 1,02,646 | 55,281 | 1,57,927 | 2,63,671 | 2,35,166 | 4,98,837 | N.A. | N.A. | N.A. | 4,02,658 | 3,08,956 | 7,11,614 | Maharashtra State |

N.A. – Not Available

आधार :- (१) प्राथमिक शिक्षण संचालनालय, महाराष्ट्र शासन, पुणे.

(२) उच्च शिक्षण संचालनालय, महाराष्ट्र शासन, पुणे.

Source :- (1) Directorate of Primary Education, Govt. of Maharashtra, Pune.

(2) Directorate of Higher Education, Govt. of Maharashtra, Pune.

5. शिक्षण / EDUCATION
तक्ता क्रमांक / TABLE No.5.5
शाळेती विद्यार्थ्यांची विभागवार संख्या / Number of Students classified by Department
(2013-14)

| अ. क्र. Sr. No. | जिल्हे | प्राथमिक / पूर्व प्राथमिक / मुलोटोद्योग विभाग Primary / Pre-Primary / Basic Departments | | | माध्यमिक / वरिष्ठ मुलोटोद्योग विभाग Middle / Senior Basic Departments | | | माध्यमिक / उच्च-माध्यमिक / बहुउद्येशिय उच्च मुलोटोद्योग विभाग High / Higher Secondary /Multi Purpose / Post Basic Deptt. | | | पदवी Graduation | | | पदव्युत्तर Post-Graduation | | | Districts |
|--------------------------|----------------|--|----------|-----------|---|----------|----------|---|----------|----------|--------------------|--------|----------|-------------------------------|--------|--------|--------------------|
| | | मुले | मुली | एकूण | मुले | मुली | एकूण | मुले | मुली | एकूण | मुले | मुली | एकूण | मुले | मुली | एकूण | |
| | | Boys | Girls | Total | Boys | Girls | Total | Boys | Girls | Total | Boys | Girls | Total | Boys | Girls | Total | |
| (1) | (2) | (3) | (4) | (5) | (6) | (7) | (8) | (9) | (10) | (11) | (12) | (13) | (14) | (15) | (16) | (17) | (2) |
| 1 | मुंबई शहर | 3,51,632 | 2,97,576 | 6,49,208 | 1,75,152 | 1,49,382 | 3,24,534 | | | | 43,913 | 47,883 | 91,796 | 2,980 | 3,702 | 6,682 | Mumbai City |
| 2 | मुंबई उपनगर | 4,51,707 | 4,18,941 | 8,70,648 | 14,483 | 13,822 | 28,305 | 1,54,836 | 1,41,913 | 2,96,749 | 65,799 | 72,665 | 1,38,464 | 2,953 | 4,417 | 7,370 | Mumbai Suburban |
| 3 | ठाणे | 8,77,872 | 7,77,291 | 16,55,163 | 1,74,997 | 1,52,223 | 3,27,220 | 89,064 | 82,886 | 1,71,950 | 63,201 | 68,873 | 1,32,074 | 2,204 | 2,955 | 5,159 | Thane |
| 4 | रायगड | 1,95,260 | 1,75,784 | 3,71,044 | 47,101 | 41,222 | 88,323 | 28,505 | 27,391 | 55,896 | 16,066 | 16,809 | 32,875 | 1,008 | 1,288 | 2,296 | Raigad |
| 5 | रत्नागिरी | 1,08,246 | 1,02,420 | 2,10,666 | 30,986 | 27,678 | 58,664 | 21,581 | 18,912 | 40,493 | 6,658 | 6,258 | 12,916 | 96 | 156 | 252 | Ratnagiri |
| 6 | सिंधुदुर्ग | 49,840 | 45,813 | 95,653 | 14,592 | 13,238 | 27,830 | 11,545 | 10,965 | 22,510 | 4,221 | 4,766 | 8,987 | 13 | 13 | 26 | Sindhudurg |
| 7 | नाशिक | 4,98,864 | 4,39,586 | 9,38,450 | 1,03,954 | 87,129 | 1,91,083 | 62,921 | 55,160 | 1,18,081 | 40,990 | 34,939 | 75,929 | 4,927 | 5,205 | 10,132 | Nashik |
| 8 | धुळे | 1,73,591 | 1,48,878 | 3,22,469 | 35,522 | 27,565 | 63,087 | 23,729 | 18,443 | 42,172 | 10,281 | 9,157 | 19,438 | 1,307 | 1,486 | 2,793 | Dhule |
| 9 | नंदुरबार | 1,37,455 | 1,22,971 | 2,60,426 | 24,099 | 20,218 | 44,317 | 15,580 | 12,083 | 27,663 | 8,079 | 6,043 | 14,122 | 782 | 602 | 1,384 | Nandurbar |
| 10 | जळगाव | 3,57,726 | 2,93,336 | 6,51,062 | 77,566 | 57,668 | 1,35,234 | 43,336 | 34,656 | 77,992 | 23,494 | 20,429 | 43,923 | 5,167 | 4,289 | 9,456 | Jalgaon |
| 11 | अहमदनगर | 3,66,045 | 3,01,573 | 6,67,618 | 86,264 | 66,297 | 1,52,561 | 63,232 | 46,884 | 1,10,116 | 37,024 | 28,214 | 65,238 | 5,972 | 5,029 | 11,001 | Ahmednagar |
| 12 | पुणे | 7,10,655 | 6,08,812 | 13,19,467 | 1,57,141 | 1,29,528 | 2,86,669 | 1,00,610 | 89,524 | 1,90,134 | 80,893 | 75,434 | 1,56,327 | 12,197 | 12,366 | 24,563 | Pune |
| 13 | सातारा | 1,99,479 | 1,72,727 | 3,72,206 | 52,706 | 42,549 | 95,225 | 39,443 | 33,072 | 72,515 | 20,655 | 24,450 | 45,105 | 854 | 1,574 | 2,428 | Satara |
| 14 | सांगली | 3,42,644 | 3,01,277 | 6,43,921 | 76,905 | 60,845 | 1,37,750 | 50,076 | 38,184 | 88,260 | 19,092 | 21,381 | 40,473 | 1,391 | 2,488 | 3,879 | Sangli |
| 15 | सोलापूर | 2,01,157 | 1,71,283 | 3,72,440 | 50,185 | 39,963 | 90,148 | 35,278 | 30,502 | 65,780 | 24,801 | 17,919 | 42,720 | 2,501 | 1,892 | 4,393 | Solapur |

तक्ता क्र. / Table No. 5.5 contd...

| (1) | (2) | (3) | (4) | (5) | (6) | (7) | (8) | (9) | (10) | (11) | (12) | (13) | (14) | (15) | (16) | (17) | (2) |
|-----|-------------------------|------------------|------------------|--------------------|------------------|------------------|------------------|------------------|------------------|------------------|-----------------|-----------------|------------------|---------------|---------------|-----------------|--------------------------|
| 16 | कोल्हापूर | 2,72,778 | 2,25,058 | 4,97,836 | 70,700 | 54,937 | 1,25,637 | 46,217 | 39,398 | 85,615 | 33,192 | 30,819 | 64,011 | 1,947 | 1,923 | 3,870 | Kolhapur |
| 17 | औरंगाबाद | 3,44,090 | 2,97,094 | 6,41,184 | 69,703 | 53,681 | 1,23,384 | 49,927 | 34,661 | 84,588 | 40,586 | 22,260 | 62,846 | 10,068 | 6,164 | 16,232 | Aurangabad |
| 18 | जालना | 1,67,631 | 1,51,142 | 3,18,773 | 30,296 | 23,613 | 53,909 | 20,804 | 13,391 | 34,195 | 18,663 | 7,264 | 25,927 | 1,449 | 674 | 2,123 | Jalna |
| 19 | परभणी | 1,67,239 | 1,48,823 | 3,16,062 | 31,901 | 24,805 | 56,706 | 22,255 | 14,599 | 36,854 | 8,718 | 5,181 | 13,899 | 1,259 | 949 | 2,208 | Parbhani |
| 20 | हिंगोली | 99,822 | 91,495 | 1,91,317 | 17,673 | 14,360 | 32,033 | 11,774 | 7,962 | 19,736 | 3,869 | 1,781 | 5,650 | 171 | 149 | 320 | Hingoli |
| 21 | बीड | 2,30,804 | 1,98,024 | 4,28,828 | 47,375 | 36,689 | 84,064 | 38,547 | 25,616 | 64,163 | 30,361 | 13,426 | 43,787 | 3,475 | 1,862 | 5,337 | Beed |
| 22 | नांदेड | 2,73,523 | 2,55,204 | 5,28,727 | 49,638 | 42,220 | 91,858 | 31,278 | 23,359 | 54,637 | 14,844 | 8,431 | 23,275 | 3,075 | 2,002 | 5,077 | Nanded |
| 23 | उस्मानाबाद | 1,22,316 | 1,08,207 | 2,30,523 | 26,170 | 22,174 | 48,344 | 16,595 | 14,024 | 30,619 | 15,900 | 8,379 | 24,279 | 2,047 | 1,174 | 3,221 | Osmanabad |
| 24 | लातूर | 2,25,093 | 1,91,466 | 4,16,559 | 48,518 | 36,501 | 85,019 | 34,549 | 25,875 | 60,424 | 13,355 | 8,788 | 22,143 | 2,255 | 1,737 | 3,992 | Latur |
| 25 | बुलढाणा | 2,11,267 | 1,80,839 | 3,92,106 | 48,002 | 39,359 | 87,361 | 29,166 | 23,460 | 52,626 | 9,719 | 7,763 | 17,482 | 516 | 643 | 1,159 | Buldhana |
| 26 | अकोला | 1,32,003 | 1,21,154 | 2,53,157 | 32,669 | 29,220 | 61,889 | 21,057 | 20,095 | 41,152 | 8,850 | 9,536 | 18,386 | 1,044 | 1,264 | 2,308 | Akola |
| 27 | वाशिम | 98,382 | 87,957 | 1,86,339 | 23,491 | 19,465 | 42,956 | 15,055 | 11,710 | 26,765 | 5,463 | 3,403 | 8,866 | 481 | 380 | 861 | Washim |
| 28 | अमरावती | 2,01,763 | 1,85,771 | 3,87,534 | 50,913 | 47,164 | 98,077 | 28,993 | 32,010 | 61,003 | 14,912 | 18,108 | 33,020 | 1,255 | 2,180 | 3,435 | Amravati |
| 29 | यवतमाळ | 2,11,906 | 1,92,512 | 4,04,418 | 46,509 | 40,766 | 87,275 | 26,313 | 24,473 | 50,786 | 9,135 | 8,236 | 17,371 | 536 | 531 | 1,067 | Yavatmal |
| 30 | वर्धा | 83,621 | 76,457 | 1,60,078 | 22,266 | 20,440 | 42,706 | 15,348 | 16,553 | 31,901 | 7,451 | 9,687 | 17,138 | 840 | 1,331 | 2,171 | Wardha |
| 31 | नागपूर | 3,29,624 | 3,00,213 | 6,29,837 | 82,014 | 76,754 | 1,58,768 | 56,936 | 60,817 | 117,753 | 24,477 | 36,084 | 60,561 | 2,231 | 4,229 | 6,460 | Nagpur |
| 32 | भंडारा | 80,978 | 76,153 | 1,57,131 | 21,706 | 21,014 | 42,720 | 15,042 | 16,819 | 31,861 | 6,987 | 9,567 | 16,554 | 606 | 982 | 1,588 | Bhandara |
| 33 | गोंदिया | 91,748 | 87,617 | 1,79,365 | 24,432 | 24,075 | 48,507 | 18,792 | 19,580 | 38,372 | 5,217 | 7,694 | 12,911 | 159 | 362 | 521 | Gondiya |
| 34 | चंद्रपूर | 1,49,160 | 1,37,120 | 2,86,280 | 38,440 | 34,736 | 73,176 | 25,077 | 26,767 | 51,844 | 12,622 | 16,046 | 28,668 | 1,581 | 2,484 | 4,065 | Chandrapur |
| 35 | गडचिरोली | 78,821 | 73,475 | 1,52,296 | 18,427 | 17,055 | 35,482 | 13,171 | 11,972 | 25,143 | 7,645 | 7,011 | 14,656 | 738 | 651 | 1,389 | Gadchiroli |
| | महाराष्ट्र राज्य | 85,94,742 | 72,64,049 | 1,61,58,791 | 19,22,496 | 16,08,355 | 35,30,821 | 12,76,632 | 11,03,716 | 23,80,348 | 7,57,133 | 6,94,684 | 14,51,817 | 80,085 | 79,133 | 1,59,218 | Maharashtra State |

आधार :- (१) प्राथमिक शिक्षण संचालनालय, महाराष्ट्र शासन, पुणे.

(२) उच्च शिक्षण संचालनालय, महाराष्ट्र शासन, पुणे.

Source :- (1) Directorate of Primary Education, Govt. of Maharashtra, Pune.

(2) Directorate of Higher Education, Govt. of Maharashtra, Pune.

5. शिक्षण / EDUCATION
तक्ता क्रमांक / TABLE No.5.6

अनुसूचित जातींच्या विद्यार्थ्यांची विभागवार संख्या / Number of Schedule Castes Students classified by Department
(2013-14)

| अ. क्र. Sr. No. | जिल्हे | प्राथमिक / पूर्व प्राथमिक / मुलोद्योग विभाग Primary / Pre-Primary / Basic Departments | | | माध्यमिक / वरिष्ठ मुलोद्योग विभाग Middle / Senior Basic Departments | | | माध्यमिक / उच्च-माध्यमिक / बहुउद्देशिय उच्च मुलोद्योग विभाग High / Higher Secondary / Multi-Purpose / Post Basic Deptt. | | | पदवी Graduation | | | पदव्युत्तर Post-Graduation | | | Districts |
|--------------------------|----------------|--|----------|----------|---|--------|--------|---|--------|--------|--------------------|-------|--------|-------------------------------|-------|-------|--------------------|
| | | मुले | मुली | एकूण | मुले | मुली | एकूण | मुले | मुली | एकूण | मुले | मुली | एकूण | मुले | मुली | एकूण | |
| | | Boys | Girls | Total | Boys | Girls | Total | Boys | Girls | Total | Boys | Girls | Total | Boys | Girls | Total | |
| (1) | (2) | (3) | (4) | (5) | (6) | (7) | (8) | (9) | (10) | (11) | (12) | (13) | (14) | (15) | (16) | (17) | (2) |
| 1 | मुंबई शहर | 20,591 | 18,906 | 39,497 | 4,478 | 3,689 | 8,167 | 2,703 | 2,215 | 4,918 | 3,844 | 3,709 | 7,553 | 280 | 272 | 552 | Mumbai City |
| 2 | मुंबई उपनगर | 50,731 | 45,826 | 96,557 | 11,751 | 9,997 | 21,748 | 6,424 | 5,736 | 12,160 | 3,122 | 4,359 | 7,481 | 240 | 286 | 526 | Mumbai Suburban |
| 3 | ठाणे | 4,494 | 4,115 | 8,609 | 1,060 | 908 | 1,968 | 701 | 636 | 1,337 | 5,603 | 6,119 | 11,722 | 253 | 313 | 566 | Thane |
| 4 | रायगड | 41,980 | 39,054 | 80,962 | 7,889 | 6,304 | 14,193 | 4,495 | 3,065 | 7,560 | 1,208 | 1,541 | 2,749 | 89 | 117 | 206 | Raigad |
| 5 | रत्नागिरी | 91,085 | 85,363 | 1,76,448 | 19,970 | 18,363 | 38,333 | 9,018 | 9,110 | 18,128 | 622 | 629 | 1,251 | 11 | 25 | 36 | Ratnagiri |
| 6 | सिंधुदुर्ग | 17,780 | 16,330 | 34,110 | 4,888 | 4,219 | 9,107 | 3,465 | 3,594 | 7,059 | 277 | 269 | 546 | 2 | 0 | 2 | Sindhudurg |
| 7 | नाशिक | 79,239 | 75,391 | 1,54,630 | 15,131 | 12,990 | 28,121 | 7,607 | 5,892 | 13,499 | 4,156 | 3,423 | 7,579 | 467 | 545 | 1,012 | Nashik |
| 8 | धुळे | 52,850 | 49,356 | 1,02,206 | 13,963 | 12,086 | 26,049 | 7,197 | 7,072 | 14,269 | 870 | 691 | 1,561 | 146 | 140 | 286 | Dhule |
| 9 | नंदुरबार | 50,498 | 45,128 | 95,626 | 11,711 | 9,234 | 20,945 | 7,965 | 5,952 | 13,917 | 392 | 368 | 760 | 39 | 38 | 77 | Nandurbar |
| 10 | जळगाव | 54,504 | 50,326 | 1,04,830 | 15,389 | 13,920 | 29,309 | 7,632 | 8,286 | 15,918 | 2,519 | 1,676 | 4,195 | 404 | 344 | 748 | Jalgaon |
| 11 | अहमदनगर | 20,543 | 18,879 | 39,422 | 5,267 | 4,719 | 9,986 | 3,072 | 3,004 | 6,076 | 3,911 | 2,514 | 6,425 | 558 | 425 | 983 | Ahmednagar |
| 12 | पुणे | 1,27,766 | 1,14,216 | 2,41,982 | 26,795 | 22,803 | 49,598 | 15,234 | 13,589 | 28,823 | 9,237 | 7,780 | 17,017 | 1,158 | 1,079 | 2,237 | Pune |
| 13 | सातारा | 56,199 | 51,793 | 1,07,992 | 12,272 | 9,390 | 21,662 | 7,267 | 5,242 | 12,509 | 2,101 | 2,148 | 4,249 | 153 | 210 | 363 | Satara |
| 14 | सांगली | 37,074 | 33,675 | 70,749 | 8,066 | 7,090 | 15,156 | 4,789 | 4,148 | 8,937 | 2,260 | 2,178 | 4,438 | 235 | 326 | 561 | Sangli |
| 15 | सोलापूर | 4,227 | 3,870 | 8,097 | 1,189 | 1,026 | 2,215 | 886 | 888 | 1,774 | 3,577 | 2,261 | 5,838 | 449 | 341 | 790 | Solapur |

तक्ता क्र. / Table No. 5.6 contd...

| (1) | (2) | (3) | (4) | (5) | (6) | (7) | (8) | (9) | (10) | (11) | (12) | (13) | (14) | (15) | (16) | (17) | (2) |
|-----|-------------------------|------------------|------------------|------------------|-----------------|-----------------|-----------------|-----------------|-----------------|-----------------|---------------|---------------|-----------------|---------------|---------------|---------------|--------------------------|
| 16 | कोल्हापूर | 31,893 | 28,916 | 60,809 | 7,794 | 6,409 | 14,203 | 4,709 | 3,528 | 8,237 | 3,928 | 3,233 | 7,161 | 314 | 261 | 575 | Kolhapur |
| 17 | औरंगाबाद | 68,322 | 62,224 | 1,30,546 | 17,780 | 16,171 | 33,951 | 12,360 | 12,884 | 25,244 | 7,274 | 3,885 | 11,159 | 2,200 | 1,402 | 3,602 | Aurangabad |
| 18 | जालना | 34,389 | 30,943 | 65,332 | 23,393 | 20,301 | 43,694 | 16,330 | 16,859 | 33,189 | 3,128 | 1,218 | 4,346 | 187 | 68 | 255 | Jalna |
| 19 | परभणी | 57,859 | 58,096 | 1,15,955 | 3,051 | 2,767 | 5,818 | 0 | 0 | 0 | 2,213 | 1,314 | 3,527 | 292 | 205 | 497 | Parbhani |
| 20 | हिंगोली | 46,591 | 42,168 | 88,759 | 9,355 | 7,314 | 16,669 | 6,000 | 4,302 | 10,302 | 1,040 | 463 | 1,503 | 33 | 39 | 72 | Hingoli |
| 21 | बीड | 15,709 | 14,717 | 30,426 | 4,725 | 4,335 | 9,060 | 2,829 | 2,711 | 5,540 | 4,305 | 1,907 | 6,212 | 699 | 358 | 1,057 | Beed |
| 22 | नांदेड | 37,813 | 34,020 | 71,833 | 9,232 | 7,862 | 17,094 | 5,434 | 4,921 | 10,355 | 3,911 | 1,987 | 5,898 | 843 | 464 | 1,307 | Nanded |
| 23 | उस्मानाबाद | 27,395 | 24,709 | 52,104 | 7,007 | 5,824 | 12,831 | 4,948 | 4,267 | 9,215 | 2,914 | 1,337 | 4,251 | 455 | 239 | 694 | Osmanabad |
| 24 | लातूर | 28,848 | 26,065 | 54,913 | 6,802 | 5,674 | 12,476 | 4,337 | 3,888 | 8,225 | 2,612 | 1,413 | 4,025 | 486 | 272 | 758 | Latur |
| 25 | बुलढाणा | 71,090 | 63,307 | 1,34,397 | 14,120 | 11,118 | 25,238 | 8,688 | 6,222 | 14,910 | 1,881 | 1,041 | 2,922 | 66 | 57 | 123 | Buldhana |
| 26 | अकोला | 12,979 | 12,275 | 25,254 | 3,834 | 3,584 | 7,418 | 2,929 | 3,098 | 6,027 | 1,893 | 1,783 | 3,676 | 228 | 167 | 395 | Akola |
| 27 | वाशिम | 35,174 | 32,270 | 67,444 | 7,020 | 5,361 | 12,381 | 5,182 | 3,291 | 8,473 | 1,001 | 603 | 1,604 | 106 | 61 | 167 | Washim |
| 28 | अमरावती | 69,666 | 63,910 | 1,33,576 | 16,116 | 13,552 | 29,668 | 8,921 | 6,665 | 15,586 | 2,979 | 3,291 | 6,270 | 213 | 299 | 512 | Amravati |
| 29 | यवतमाळ | 37,364 | 34,257 | 71,621 | 6,199 | 4,451 | 10,650 | 4,156 | 2,399 | 6,555 | 1,301 | 1,090 | 2,391 | 87 | 90 | 177 | Yavatmal |
| 30 | वर्धा | 31,674 | 29,270 | 60,944 | 8,079 | 6,951 | 15,030 | 5,175 | 5,513 | 10,688 | 1,451 | 1,712 | 3,163 | 219 | 284 | 503 | Wardha |
| 31 | नागपूर | 11,061 | 9,889 | 20,950 | 2,714 | 2,199 | 4,913 | 1,893 | 1,381 | 3,274 | 4,608 | 7,245 | 11,853 | 427 | 861 | 1,288 | Nagpur |
| 32 | भंडारा | 8,698 | 8,091 | 16,789 | 2,361 | 2,210 | 4,571 | 2,030 | 1,772 | 3,802 | 1,353 | 1,917 | 3,270 | 154 | 287 | 441 | Bhandara |
| 33 | गोंदिया | 11,981 | 11,251 | 23,232 | 3,419 | 3,230 | 6,649 | 2,810 | 2,956 | 5,766 | 831 | 1,235 | 2,066 | 27 | 58 | 85 | Gondiya |
| 34 | चंद्रपूर | 39,863 | 35,564 | 75,427 | 9,279 | 7,219 | 16,498 | 4,917 | 3,768 | 8,685 | 2,760 | 3,761 | 6,521 | 395 | 627 | 1,022 | Chandrapur |
| 35 | गडचिरोली | 33,106 | 31,852 | 64,958 | 6,378 | 5,491 | 11,869 | 4,414 | 2,948 | 7,362 | 1,509 | 1,420 | 2,929 | 225 | 175 | 400 | Gadchiroli |
| | महाराष्ट्र राज्य | 14,20,964 | 13,06,022 | 27,26,986 | 3,28,477 | 2,78,761 | 6,07,238 | 1,96,517 | 1,71,802 | 3,68,319 | 96,591 | 81,520 | 1,78,111 | 12,140 | 10,735 | 22,875 | Maharashtra State |

आधार :- (१) प्राथमिक शिक्षण संचालनालय, महाराष्ट्र शासन, पुणे.

(२) उच्च शिक्षण संचालनालय, महाराष्ट्र शासन, पुणे.

Source :- (1) Directorate of Primary Education, Govt. of Maharashtra, Pune.

(2) Directorate of Higher Education, Govt. of Maharashtra, Pune.

5. शिक्षण / EDUCATION
तक्ता क्रमांक / TABLE No.5.7

अनुसूचित जमातीतील विद्यार्थ्यांची विभागवार संख्या / Number of Schedule Tribes Students classified by Department
(2013-14)

| अ. क्र. Sr. No. | जिल्हे | प्राथमिक / पूर्व प्राथमिक / मुलोद्योग विभाग Primary / Pre-Primary / Basic Departments | | | माध्यमिक / वरिष्ठ मुलोद्योग विभाग Middle / Senior Basic Departments | | | माध्यमिक / उच्च-माध्यमिक / बहु-उद्येशिय उच्च मुलोद्योग विभाग High / Higher Secondary / Multi-Purpose / Post Basic Deptt. | | | पदवी Graduation | | | पदव्युत्तर Post-Graduation | | | Districts |
|-----------------|-------------|--|---------------|---------------|--|---------------|---------------|---|---------------|---------------|--------------------|---------------|---------------|-------------------------------|---------------|---------------|-----------------|
| | | मुले Boys | मुली Girls | एकूण Total | मुले Boys | मुली Girls | एकूण Total | मुले Boys | मुली Girls | एकूण Total | मुले Boys | मुली Girls | एकूण Total | मुले Boys | मुली Girls | एकूण Total | |
| (1) | (2) | (3) | (4) | (5) | (6) | (7) | (8) | (9) | (10) | (11) | (12) | (13) | (14) | (15) | (16) | (17) | (2) |
| 1 | मुंबई शहर | 3,960 | 3,285 | 7,245 | 700 | 406 | 1,106 | 312 | 263 | 575 | 425 | 300 | 725 | 69 | 41 | 110 | Mumbai City |
| 2 | मुंबई उपनगर | 1,51,422 | 1,39,294 | 2,90,716 | 24,283 | 19,199 | 43,482 | 13,698 | 9,543 | 23,241 | 260 | 371 | 631 | 13 | 27 | 40 | Mumbai Suburban |
| 3 | ठाणे | 98,828 | 90,545 | 1,89,373 | 14,934 | 12,760 | 27,694 | 8,511 | 6,445 | 14,956 | 4,922 | 2,530 | 7,452 | 304 | 111 | 415 | Thane |
| 4 | रायगड | 5,296 | 4,746 | 10,042 | 1,017 | 722 | 1,739 | 705 | 460 | 1,165 | 608 | 295 | 903 | 14 | 15 | 29 | Raigad |
| 5 | रत्नागिरी | 1,62,466 | 1,48,041 | 3,10,507 | 22,874 | 18,343 | 41,217 | 10,172 | 7,319 | 17,491 | 61 | 28 | 89 | 0 | 0 | 0 | Ratnagiri |
| 6 | सिंधुदुर्ग | 10,644 | 9,956 | 20,600 | 2,668 | 2,556 | 5,224 | 1,507 | 1,634 | 3,141 | 28 | 17 | 45 | 0 | 0 | 0 | Sindhudurg |
| 7 | नाशिक | 25,288 | 23,623 | 48,911 | 4,455 | 3,630 | 8,085 | 2,709 | 1,952 | 4,661 | 7,545 | 3,552 | 11,097 | 1,045 | 391 | 1436 | Nashik |
| 8 | धुळे | 8,167 | 7,209 | 15,376 | 1,511 | 1,217 | 2,728 | 714 | 635 | 1,349 | 1,644 | 741 | 2,385 | 238 | 144 | 382 | Dhule |
| 9 | नंदुरबार | 38,718 | 35,764 | 74,482 | 6,546 | 5,128 | 11,674 | 4,115 | 2,907 | 7,022 | 4,802 | 2,234 | 7,036 | 410 | 153 | 563 | Nandurbar |
| 10 | जळगाव | 38,140 | 36,043 | 74,183 | 7,398 | 6,386 | 13,784 | 3,444 | 3,011 | 6,455 | 1,365 | 576 | 1,941 | 256 | 104 | 360 | Jalgaon |
| 11 | अहमदनगर | 29,941 | 27,084 | 57,025 | 3,936 | 2,750 | 6,686 | 1,409 | 946 | 2,355 | 2,568 | 1,335 | 3,903 | 255 | 160 | 415 | Ahmednagar |
| 12 | पुणे | 31,538 | 27,624 | 59,162 | 6,161 | 5,059 | 11,220 | 3,756 | 2,899 | 6,655 | 2,650 | 1,593 | 4,243 | 434 | 251 | 685 | Pune |
| 13 | सातारा | 7,558 | 6,456 | 14,014 | 1,215 | 844 | 2,059 | 360 | 212 | 572 | 64 | 57 | 121 | 3 | 9 | 12 | Satara |
| 14 | सांगली | 41,981 | 38,909 | 80,890 | 8,222 | 7,324 | 15,546 | 4,130 | 3,683 | 7,813 | 33 | 37 | 70 | 2 | 5 | 7 | Sangli |
| 15 | सोलापूर | 468 | 456 | 924 | 107 | 110 | 217 | 79 | 70 | 149 | 71 | 43 | 114 | 7 | 3 | 10 | Solapur |

तक्ता क्र. / Table No. 5.7 contd...

| (1) | (2) | (3) | (4) | (5) | (6) | (7) | (8) | (9) | (10) | (11) | (12) | (13) | (14) | (15) | (16) | (17) | (2) |
|-----|-------------------------|-----------------|-----------------|------------------|-----------------|-----------------|-----------------|---------------|---------------|-----------------|---------------|---------------|---------------|--------------|--------------|--------------|--------------------------|
| 16 | कोल्हापूर | 8,004 | 7,080 | 15,084 | 1,485 | 1,078 | 2,563 | 685 | 454 | 1,139 | 69 | 33 | 102 | 9 | 14 | 23 | Kolhapur |
| 17 | औरंगाबाद | 33,297 | 30,272 | 63,569 | 6,985 | 6,936 | 13,921 | 3,781 | 4,166 | 7,947 | 1,363 | 468 | 1,831 | 270 | 122 | 392 | Aurangabad |
| 18 | जालना | 1,957 | 1,679 | 3,636 | 1,172 | 1,069 | 2,241 | 925 | 1,202 | 2,127 | 369 | 122 | 491 | 6 | 3 | 9 | Jalna |
| 19 | परभणी | 4,480 | 4,392 | 8,872 | 204 | 188 | 392 | 0 | 0 | 0 | 221 | 95 | 316 | 39 | 15 | 54 | Parbhani |
| 20 | हिंगोली | 6,533 | 5,234 | 11,767 | 1,390 | 1,018 | 2,408 | 803 | 494 | 1,297 | 313 | 87 | 400 | 11 | 4 | 15 | Hingoli |
| 21 | बीड | 1,707 | 1,641 | 3,348 | 271 | 208 | 479 | 122 | 89 | 211 | 404 | 117 | 521 | 49 | 25 | 74 | Beed |
| 22 | नांदेड | 1,577 | 1,221 | 2,798 | 272 | 221 | 493 | 146 | 109 | 255 | 876 | 401 | 1,277 | 180 | 77 | 257 | Nanded |
| 23 | उस्मानाबाद | 2,853 | 2,489 | 5,342 | 465 | 311 | 776 | 228 | 165 | 393 | 248 | 88 | 336 | 26 | 15 | 41 | Osmanabad |
| 24 | लातूर | 1,137 | 914 | 2,051 | 163 | 138 | 301 | 150 | 131 | 281 | 349 | 118 | 467 | 48 | 11 | 59 | Latur |
| 25 | बुलढाणा | 18,534 | 16,148 | 34,682 | 2,662 | 1,752 | 4,414 | 1,769 | 929 | 2,698 | 257 | 129 | 386 | 4 | 5 | 9 | Buldhana |
| 26 | अकोला | 6,352 | 5,790 | 12,142 | 1,583 | 1,522 | 3,105 | 836 | 917 | 1,753 | 344 | 194 | 538 | 29 | 11 | 40 | Akola |
| 27 | वाशिम | 4,841 | 3,970 | 8,811 | 752 | 531 | 1,283 | 594 | 318 | 912 | 297 | 119 | 416 | 20 | 5 | 25 | Washim |
| 28 | अमरावती | 11,862 | 10,437 | 22,299 | 1,816 | 1,193 | 3,009 | 865 | 513 | 1,378 | 971 | 710 | 1,681 | 76 | 56 | 132 | Amravati |
| 29 | यवतमाळ | 4,682 | 4,067 | 8,749 | 806 | 473 | 1,279 | 501 | 281 | 782 | 1,027 | 780 | 1,807 | 60 | 42 | 102 | Yavatmal |
| 30 | वर्धा | 28,723 | 26,851 | 55,574 | 6,990 | 6,466 | 13,456 | 4,113 | 4,153 | 8,266 | 522 | 582 | 1,104 | 54 | 56 | 110 | Wardha |
| 31 | नागपूर | 68,083 | 59,062 | 1,27,145 | 9,333 | 6,423 | 15,756 | 4,250 | 2,696 | 6,946 | 1,312 | 1,434 | 2,746 | 140 | 141 | 281 | Nagpur |
| 32 | भंडारा | 34,590 | 32,065 | 66,655 | 6,869 | 6,023 | 12,892 | 4,173 | 3,495 | 7,668 | 384 | 335 | 719 | 12 | 21 | 33 | Bhandara |
| 33 | गोंदिया | 16,141 | 15,938 | 32,079 | 4,225 | 4,437 | 8,662 | 2,881 | 2,881 | 5,762 | 522 | 592 | 1,114 | 5 | 9 | 14 | Gondiya |
| 34 | चंद्रपूर | 75,090 | 62,125 | 1,37,215 | 10,338 | 6,845 | 17,183 | 4,419 | 2,420 | 6,839 | 1,675 | 1,904 | 3,579 | 177 | 150 | 327 | Chandrapur |
| 35 | गडचिरोली | 11,227 | 10,269 | 21,496 | 1,616 | 1,123 | 2,739 | 1,125 | 528 | 1,653 | 2,219 | 1,849 | 4,068 | 138 | 99 | 237 | Gadchiroli |
| | महाराष्ट्र राज्य | 9,96,085 | 9,00,679 | 18,96,764 | 1,65,424 | 1,34,389 | 2,99,813 | 87,987 | 67,920 | 1,55,907 | 40,788 | 23,866 | 64,654 | 4,403 | 2,295 | 6,698 | Maharashtra State |

आधार :- (१) प्राथमिक शिक्षण संचालनालय, महाराष्ट्र शासन, पुणे.

(२) उच्च शिक्षण संचालनालय, महाराष्ट्र शासन, पुणे.

Source :- (1) Directorate of Primary Education, Govt. of Maharashtra, Pune.

(2) Directorate of Higher Education, Govt. of Maharashtra, Pune.

5. शिक्षण /
तक्ता क्रमांक /
शिक्षणाच्या प्रकारानुसार संस्था व विद्यार्थी /
(2013-

| अ.क्र. Sr. No. | जिल्हे | पूर्व प्राथमिक शाळा Pre-Primary School | | प्राथमिक शाळा Primary School | | माध्यमिक शाळा Secondary School | | उच्च माध्यमिक वर्ग असलेल्या माध्यमिक शाळा Secondary Schools having Higher Secondary School | |
|-------------------|-------------------------|---|-------------------------|---------------------------------|-------------------------|-----------------------------------|-------------------------|--|-------------------------|
| | | संस्था Institution | विद्यार्थी Enrolment | संस्था Institution | विद्यार्थी Enrolment | संस्था Institution | विद्यार्थी Enrolment | संस्था Institution | विद्यार्थी Enrolment |
| (1) | (2) | (3) | (4) | (5) | (6) | (7) | (8) | (9) | (10) |
| 1 | मुंबई शहर | N.A. | N.A. | N.A. | N.A. | N.A. | N.A. | N.A. | N.A. |
| 2 | मुंबई उपागर | N.A. | N.A. | N.A. | N.A. | N.A. | N.A. | N.A. | N.A. |
| 3 | ठाणे | N.A. | N.A. | N.A. | N.A. | N.A. | N.A. | N.A. | N.A. |
| 4 | रायगड | N.A. | N.A. | N.A. | N.A. | N.A. | N.A. | N.A. | N.A. |
| 5 | रत्नागिरी | N.A. | N.A. | N.A. | N.A. | N.A. | N.A. | N.A. | N.A. |
| 6 | सिंधुदुर्ग | N.A. | N.A. | N.A. | N.A. | N.A. | N.A. | N.A. | N.A. |
| 7 | नाशिक | N.A. | N.A. | N.A. | N.A. | N.A. | N.A. | N.A. | N.A. |
| 8 | धुळे | N.A. | N.A. | N.A. | N.A. | N.A. | N.A. | N.A. | N.A. |
| 9 | नंदुरबार | N.A. | N.A. | N.A. | N.A. | N.A. | N.A. | N.A. | N.A. |
| 10 | जळगाव | N.A. | N.A. | N.A. | N.A. | N.A. | N.A. | N.A. | N.A. |
| 11 | अहमदनगर | N.A. | N.A. | N.A. | N.A. | N.A. | N.A. | N.A. | N.A. |
| 12 | पुणे | N.A. | N.A. | N.A. | N.A. | N.A. | N.A. | N.A. | N.A. |
| 13 | सातारा | N.A. | N.A. | N.A. | N.A. | N.A. | N.A. | N.A. | N.A. |
| 14 | सांगली | N.A. | N.A. | N.A. | N.A. | N.A. | N.A. | N.A. | N.A. |
| 15 | सोलापूर | N.A. | N.A. | N.A. | N.A. | N.A. | N.A. | N.A. | N.A. |
| 16 | कोल्हापूर | N.A. | N.A. | N.A. | N.A. | N.A. | N.A. | N.A. | N.A. |
| 17 | औरंगाबाद | N.A. | N.A. | N.A. | N.A. | N.A. | N.A. | N.A. | N.A. |
| 18 | जालना | N.A. | N.A. | N.A. | N.A. | N.A. | N.A. | N.A. | N.A. |
| 19 | परभणी | N.A. | N.A. | N.A. | N.A. | N.A. | N.A. | N.A. | N.A. |
| 20 | हिंगोली | N.A. | N.A. | N.A. | N.A. | N.A. | N.A. | N.A. | N.A. |
| 21 | बीड | N.A. | N.A. | N.A. | N.A. | N.A. | N.A. | N.A. | N.A. |
| 22 | नांदेड | N.A. | N.A. | N.A. | N.A. | N.A. | N.A. | N.A. | N.A. |
| 23 | उस्मानाबाद | N.A. | N.A. | N.A. | N.A. | N.A. | N.A. | N.A. | N.A. |
| 24 | लातूर | N.A. | N.A. | N.A. | N.A. | N.A. | N.A. | N.A. | N.A. |
| 25 | बुलढाणा | N.A. | N.A. | N.A. | N.A. | N.A. | N.A. | N.A. | N.A. |
| 26 | अकोला | N.A. | N.A. | N.A. | N.A. | N.A. | N.A. | N.A. | N.A. |
| 27 | वाशिम | N.A. | N.A. | N.A. | N.A. | N.A. | N.A. | N.A. | N.A. |
| 28 | अमरावती | N.A. | N.A. | N.A. | N.A. | N.A. | N.A. | N.A. | N.A. |
| 29 | यवतमाळ | N.A. | N.A. | N.A. | N.A. | N.A. | N.A. | N.A. | N.A. |
| 30 | वर्धा | N.A. | N.A. | N.A. | N.A. | N.A. | N.A. | N.A. | N.A. |
| 31 | नागपूर | N.A. | N.A. | N.A. | N.A. | N.A. | N.A. | N.A. | N.A. |
| 32 | भंडारा | N.A. | N.A. | N.A. | N.A. | N.A. | N.A. | N.A. | N.A. |
| 33 | गोंदिया | N.A. | N.A. | N.A. | N.A. | N.A. | N.A. | N.A. | N.A. |
| 34 | चंद्रपूर | N.A. | N.A. | N.A. | N.A. | N.A. | N.A. | N.A. | N.A. |
| 35 | गडचिरोली | N.A. | N.A. | N.A. | N.A. | N.A. | N.A. | N.A. | N.A. |
| | महाराष्ट्र राज्य | N.A. | N.A. | N.A. | N.A. | N.A. | N.A. | N.A. | N.A. |

N.A. - Not Available / उपलब्ध नाही

EDUCATION**TABLE No.5.8****Institutions and Enrolment by Type of Education****-14)**

| विद्यापीठ शिक्षण विभाग (1) राष्ट्रीय महत्वाच्या संस्था (2) विद्यापीठ समान संस्था University teaching Departments (1) Institutions of National Importance (2) Institutions Deemed as University | | महाविद्यालये (सर्वसाधारण) शिक्षण (कला व शास्त्र) Colleges of General Education (Arts and Science) | | वाणिज्य महाविद्यालये* Commerce Colleges* पदवीस्तर / Degree Level | | Districts |
|--|---------------------------------|--|---------------------------------|--|---------------------------------|--------------------------|
| संस्था Institution (11) | विद्यार्थी Enrolment (12) | संस्था Institution (13) | विद्यार्थी Enrolment (14) | संस्था Institution (15) | विद्यार्थी Enrolment (16) | (2) |
| N.A. | N.A. | 51 | 29,129 | N.A. | 52,863 | Mumbai City |
| N.A. | N.A. | 67 | 32,930 | N.A. | 1,02,372 | Mumbai Suburban |
| N.A. | N.A. | 104 | 48,580 | N.A. | 77,287 | Thane |
| N.A. | N.A. | 44 | 18,092 | N.A. | 13,398 | Raigad |
| N.A. | N.A. | 28 | 5,929 | N.A. | 6,137 | Ratnagiri |
| N.A. | N.A. | 15 | 4,021 | N.A. | 4,612 | Sindhudurg |
| N.A. | N.A. | 78 | 47,774 | N.A. | 23,913 | Nashik |
| N.A. | N.A. | 29 | 15,868 | N.A. | 2,227 | Dhule |
| N.A. | N.A. | 21 | 11,766 | N.A. | 1,277 | Nandurbar |
| N.A. | N.A. | 52 | 32,850 | N.A. | 9,145 | Jalgaon |
| N.A. | N.A. | 65 | 44,175 | N.A. | 17,179 | Ahmednagar |
| N.A. | N.A. | 130 | 62,872 | N.A. | 74,384 | Pune |
| N.A. | N.A. | 41 | 29,732 | N.A. | 13,123 | Satara |
| N.A. | N.A. | 44 | 28,246 | N.A. | 10,227 | Sangli |
| N.A. | N.A. | 47 | 30,080 | N.A. | 9,896 | Solapur |
| N.A. | N.A. | 61 | 41,969 | N.A. | 19,263 | Kolhapur |
| N.A. | N.A. | 94 | 44,280 | N.A. | 10,772 | Aurangabad |
| N.A. | N.A. | 43 | 20,511 | N.A. | 3,691 | Jalna |
| N.A. | N.A. | 42 | 9,328 | N.A. | 2,630 | Parbhani |
| N.A. | N.A. | 22 | 3,967 | N.A. | 1,240 | Hingoli |
| N.A. | N.A. | 73 | 35,467 | N.A. | 5,996 | Beed |
| N.A. | N.A. | 67 | 15,692 | N.A. | 4,177 | Nanded |
| N.A. | N.A. | 40 | 18,895 | N.A. | 3,919 | Osmanabad |
| N.A. | N.A. | 53 | 13,429 | N.A. | 5,726 | Latur |
| N.A. | N.A. | 48 | 11,499 | N.A. | 4,921 | Buldhana |
| N.A. | N.A. | 34 | 11,329 | N.A. | 5,258 | Akola |
| N.A. | N.A. | 24 | 6,070 | N.A. | 1,918 | Washim |
| N.A. | N.A. | 73 | 23,471 | N.A. | 7,532 | Amravati |
| N.A. | N.A. | 46 | 12,362 | N.A. | 3,362 | Yavatmal |
| N.A. | N.A. | 33 | 12,410 | N.A. | 3,706 | Wardha |
| N.A. | N.A. | 124 | 34,983 | N.A. | 20,488 | Nagpur |
| N.A. | N.A. | 50 | 13,329 | N.A. | 2,389 | Bhandara |
| N.A. | N.A. | 23 | 10,380 | N.A. | 1,917 | Gondiya |
| N.A. | N.A. | 92 | 21,481 | N.A. | 5,716 | Chandrapur |
| N.A. | N.A. | 61 | 12,512 | N.A. | 1,383 | Gadchiroli |
| N.A. | N.A. | 2,023 | 8,63,988 | N.A. | 6,11,331 | Maharashtra State |

शिक्षकांना प्रशिक्षण / Training of Teachers

| अ.क्र. Sr. No. | जिल्हे | पदवी स्तर / Degree Level | | | | पदवीपूर्व स्तर / Under Graduate Level | | | |
|-------------------|-------------------------|--------------------------|---------------|----------------------|--------------|---------------------------------------|-------------|------------------------------|-------------|
| | | शिक्षणशास्त्र पदवी | | शारीरिक शिक्षण # | | शिक्षणशास्त्र पदविका | | चित्रकला शिक्षण प्रमाणपत्र | |
| | | / B.Ed. | | Physical Education # | | / D.Ed. | | Drawing Teachers Certificate | |
| | | संस्था | विद्यार्थी | संस्था | विद्यार्थी | संस्था | विद्यार्थी | संस्था | विद्यार्थी |
| (1) | (2) | (17) | (18) | (19) | (20) | (21) | (22) | (23) | (24) |
| 1 | मुंबई शहर | 16 | 1,307 | N.A. | 100 | N.A. | N.A. | N.A. | N.A. |
| 2 | मुंबईउपागर | 15 | 750 | N.A. | 0 | N.A. | N.A. | N.A. | N.A. |
| 3 | ठाणे | 35 | 2,544 | N.A. | 0 | N.A. | N.A. | N.A. | N.A. |
| 4 | रायगड | 9 | 555 | N.A. | 36 | N.A. | N.A. | N.A. | N.A. |
| 5 | रतागिरी | 6 | 485 | N.A. | 0 | N.A. | N.A. | N.A. | N.A. |
| 6 | सिंधुदुर्ग | 3 | 102 | N.A. | 0 | N.A. | N.A. | N.A. | N.A. |
| 7 | नाशिक | 26 | 1,915 | N.A. | 0 | N.A. | N.A. | N.A. | N.A. |
| 8 | धुळे | 11 | 859 | N.A. | 0 | N.A. | N.A. | N.A. | N.A. |
| 9 | नंदुरबार | 8 | 638 | N.A. | 0 | N.A. | N.A. | N.A. | N.A. |
| 10 | जळगाव | 16 | 1,069 | N.A. | 167 | N.A. | N.A. | N.A. | N.A. |
| 11 | अहमदागर | 26 | 1,563 | N.A. | 50 | N.A. | N.A. | N.A. | N.A. |
| 12 | पुणे | 55 | 3,958 | N.A. | 174 | N.A. | N.A. | N.A. | N.A. |
| 13 | सातारा | 8 | 524 | N.A. | 0 | N.A. | N.A. | N.A. | N.A. |
| 14 | सांगली | 11 | 795 | N.A. | 59 | N.A. | N.A. | N.A. | N.A. |
| 15 | सोलापूर | 23 | 915 | N.A. | 60 | N.A. | N.A. | N.A. | N.A. |
| 16 | कोल्हापूर | 21 | 1,436 | N.A. | 100 | N.A. | N.A. | N.A. | N.A. |
| 17 | औरंगाबाद | 24 | 2,147 | N.A. | 50 | N.A. | N.A. | N.A. | N.A. |
| 18 | जालाना | 10 | 768 | N.A. | 149 | N.A. | N.A. | N.A. | N.A. |
| 19 | परभणी | 11 | 512 | N.A. | 50 | N.A. | N.A. | N.A. | N.A. |
| 20 | हिंगोली | 4 | 169 | N.A. | 0 | N.A. | N.A. | N.A. | N.A. |
| 21 | बीड | 14 | 1,082 | N.A. | 128 | N.A. | N.A. | N.A. | N.A. |
| 22 | नांदेड | 17 | 857 | N.A. | 50 | N.A. | N.A. | N.A. | N.A. |
| 23 | उस्मानाबाद | 10 | 782 | N.A. | 60 | N.A. | N.A. | N.A. | N.A. |
| 24 | लातूर | 18 | 1,462 | N.A. | 0 | N.A. | N.A. | N.A. | N.A. |
| 25 | बुलढाणा | 13 | 741 | N.A. | 215 | N.A. | N.A. | N.A. | N.A. |
| 26 | अकोला | 9 | 648 | N.A. | 50 | N.A. | N.A. | N.A. | N.A. |
| 27 | वाशिम | 6 | 420 | N.A. | 150 | N.A. | N.A. | N.A. | N.A. |
| 28 | अमरावती | 13 | 593 | N.A. | 822 | N.A. | N.A. | N.A. | N.A. |
| 29 | यवतमाळ | 16 | 1,006 | N.A. | 912 | N.A. | N.A. | N.A. | N.A. |
| 30 | वर्धा | 16 | 812 | N.A. | 545 | N.A. | N.A. | N.A. | N.A. |
| 31 | नागपूर | 46 | 2,642 | N.A. | 2,032 | N.A. | N.A. | N.A. | N.A. |
| 32 | भंडारा | 13 | 578 | N.A. | 473 | N.A. | N.A. | N.A. | N.A. |
| 33 | गोंदिया | 8 | 330 | N.A. | 291 | N.A. | N.A. | N.A. | N.A. |
| 34 | चंद्रपूर | 22 | 854 | N.A. | 421 | N.A. | N.A. | N.A. | N.A. |
| 35 | गडचिरोली | 13 | 392 | N.A. | 0 | N.A. | N.A. | N.A. | N.A. |
| | महाराष्ट्र राज्य | 607 | 38,754 | N.A. | 7,144 | N.A. | N.A. | N.A. | N.A. |

TABLE NO.5.8-contd.

| शिक्षकांना प्रशिक्षण / Training of Teachers | | | | | | | | |
|---|------------|--|------------|---|------------|----------------------------|------------|-------------------|
| इतर प्रकारच्या आँगल - भारतीय शाळा | | शालेय स्तर / School Level | | कृषि, पशुवैद्यक, शास्त्र व कुक्कुटपालन प्रशिक्षण Agriculture Veterinary Science and Poultry Training | | | | Districts |
| Other types of Anglo-Indian Schools | | हस्तव्यवसाय शिक्षक प्रशिक्षण Handicraft Teachers Training | | पदवी स्तर Degree Level | | शालेय स्तर School Level | | |
| संस्था | विद्यार्थी | संस्था | विद्यार्थी | संस्था | विद्यार्थी | संस्था | विद्यार्थी | (2) |
| Institution | Enrolment | Institution | Enrolment | Institution | Enrolment | Institution | Enrolment | |
| (25) | (26) | (27) | (28) | (29) | (30) | (31) | (32) | |
| N.A. | N.A. | N.A. | N.A. | N.A. | N.A. | N.A. | N.A. | Mumbai City |
| N.A. | N.A. | N.A. | N.A. | N.A. | N.A. | N.A. | N.A. | Mumbai Suburban |
| N.A. | N.A. | N.A. | N.A. | N.A. | N.A. | N.A. | N.A. | Thane |
| N.A. | N.A. | N.A. | N.A. | N.A. | N.A. | N.A. | N.A. | Raigad |
| N.A. | N.A. | N.A. | N.A. | N.A. | N.A. | N.A. | N.A. | Ratnagiri |
| N.A. | N.A. | N.A. | N.A. | N.A. | N.A. | N.A. | N.A. | Sindhudurg |
| N.A. | N.A. | N.A. | N.A. | N.A. | N.A. | N.A. | N.A. | Nashik |
| N.A. | N.A. | N.A. | N.A. | N.A. | N.A. | N.A. | N.A. | Dhule |
| N.A. | N.A. | N.A. | N.A. | N.A. | N.A. | N.A. | N.A. | Nandurbar |
| N.A. | N.A. | N.A. | N.A. | N.A. | N.A. | N.A. | N.A. | Jalgaon |
| N.A. | N.A. | N.A. | N.A. | N.A. | N.A. | N.A. | N.A. | Ahmednagar |
| N.A. | N.A. | N.A. | N.A. | N.A. | N.A. | N.A. | N.A. | Pune |
| N.A. | N.A. | N.A. | N.A. | N.A. | N.A. | N.A. | N.A. | Satara |
| N.A. | N.A. | N.A. | N.A. | N.A. | N.A. | N.A. | N.A. | Sangli |
| N.A. | N.A. | N.A. | N.A. | N.A. | N.A. | N.A. | N.A. | Solapur |
| N.A. | N.A. | N.A. | N.A. | N.A. | N.A. | N.A. | N.A. | Kolhapur |
| N.A. | N.A. | N.A. | N.A. | N.A. | N.A. | N.A. | N.A. | Aurangabad |
| N.A. | N.A. | N.A. | N.A. | N.A. | N.A. | N.A. | N.A. | Jalna |
| N.A. | N.A. | N.A. | N.A. | N.A. | N.A. | N.A. | N.A. | Parbhani |
| N.A. | N.A. | N.A. | N.A. | N.A. | N.A. | N.A. | N.A. | Hingoli |
| N.A. | N.A. | N.A. | N.A. | N.A. | N.A. | N.A. | N.A. | Beed |
| N.A. | N.A. | N.A. | N.A. | N.A. | N.A. | N.A. | N.A. | Nanded |
| N.A. | N.A. | N.A. | N.A. | N.A. | N.A. | N.A. | N.A. | Osmanabad |
| N.A. | N.A. | N.A. | N.A. | N.A. | N.A. | N.A. | N.A. | Latur |
| N.A. | N.A. | N.A. | N.A. | N.A. | N.A. | N.A. | N.A. | Buldhana |
| N.A. | N.A. | N.A. | N.A. | N.A. | N.A. | N.A. | N.A. | Akola |
| N.A. | N.A. | N.A. | N.A. | N.A. | N.A. | N.A. | N.A. | Washim |
| N.A. | N.A. | N.A. | N.A. | N.A. | N.A. | N.A. | N.A. | Amravati |
| N.A. | N.A. | N.A. | N.A. | N.A. | N.A. | N.A. | N.A. | Yavatmal |
| N.A. | N.A. | N.A. | N.A. | N.A. | N.A. | N.A. | N.A. | Wardha |
| N.A. | N.A. | N.A. | N.A. | N.A. | N.A. | N.A. | N.A. | Nagpur |
| N.A. | N.A. | N.A. | N.A. | N.A. | N.A. | N.A. | N.A. | Bhandara |
| N.A. | N.A. | N.A. | N.A. | N.A. | N.A. | N.A. | N.A. | Gondiya |
| N.A. | N.A. | N.A. | N.A. | N.A. | N.A. | N.A. | N.A. | Chandrapur |
| N.A. | N.A. | N.A. | N.A. | N.A. | N.A. | N.A. | N.A. | Gadchiroli |
| N.A. | N.A. | N.A. | N.A. | N.A. | N.A. | N.A. | N.A. | Maharashtra State |

TABLE NO.5.8-contd.

| वैद्यकीय, परिचर्या, प्रसूतिशास्त्र व औषधशास्त्र / Medical, Nursing Midwifery and Pharmacy | | | | | | | | |
|---|---------------------------------|-------------------------------|---------------------------------|--------------------------------------|---------------------------------|-------------------------------|---------------------------------|--------------------------|
| पदवी स्तर / Degree Level | | | | | | | | |
| विषय चिकित्सा / Allopathy | | आयुर्वेद / Ayurved | | दंतवैद्यक / युनानी Dental / Unani | | समचिकित्सा Homeopathy | | Districts |
| संस्था Institution (41) | विद्यार्थी Enrolment (42) | संस्था Institution (43) | विद्यार्थी Enrolment (44) | संस्था Institution (45) | विद्यार्थी Enrolment (46) | संस्था Institution (47) | विद्यार्थी Enrolment (48) | |
| N.A. | N.A. | N.A. | N.A. | N.A. | N.A. | N.A. | N.A. | Mumbai City |
| N.A. | N.A. | N.A. | N.A. | N.A. | N.A. | N.A. | N.A. | Mumbai Suburban |
| N.A. | N.A. | N.A. | N.A. | N.A. | N.A. | N.A. | N.A. | Thane |
| N.A. | N.A. | N.A. | N.A. | N.A. | N.A. | N.A. | N.A. | Raigad |
| N.A. | N.A. | N.A. | N.A. | N.A. | N.A. | N.A. | N.A. | Ratnagiri |
| N.A. | N.A. | N.A. | N.A. | N.A. | N.A. | N.A. | N.A. | Sindhudurg |
| N.A. | N.A. | N.A. | N.A. | N.A. | N.A. | N.A. | N.A. | Nashik |
| N.A. | N.A. | N.A. | N.A. | N.A. | N.A. | N.A. | N.A. | Dhule |
| N.A. | N.A. | N.A. | N.A. | N.A. | N.A. | N.A. | N.A. | Nandurbar |
| N.A. | N.A. | N.A. | N.A. | N.A. | N.A. | N.A. | N.A. | Jalgaon |
| N.A. | N.A. | N.A. | N.A. | N.A. | N.A. | N.A. | N.A. | Ahmednagar |
| N.A. | N.A. | N.A. | N.A. | N.A. | N.A. | N.A. | N.A. | Pune |
| N.A. | N.A. | N.A. | N.A. | N.A. | N.A. | N.A. | N.A. | Satara |
| N.A. | N.A. | N.A. | N.A. | N.A. | N.A. | N.A. | N.A. | Sangli |
| N.A. | N.A. | N.A. | N.A. | N.A. | N.A. | N.A. | N.A. | Solapur |
| N.A. | N.A. | N.A. | N.A. | N.A. | N.A. | N.A. | N.A. | Kolhapur |
| N.A. | N.A. | N.A. | N.A. | N.A. | N.A. | N.A. | N.A. | Aurangabad |
| N.A. | N.A. | N.A. | N.A. | N.A. | N.A. | N.A. | N.A. | Jalna |
| N.A. | N.A. | N.A. | N.A. | N.A. | N.A. | N.A. | N.A. | Parbhani |
| N.A. | N.A. | N.A. | N.A. | N.A. | N.A. | N.A. | N.A. | Hingoli |
| N.A. | N.A. | N.A. | N.A. | N.A. | N.A. | N.A. | N.A. | Beed |
| N.A. | N.A. | N.A. | N.A. | N.A. | N.A. | N.A. | N.A. | Nanded |
| N.A. | N.A. | N.A. | N.A. | N.A. | N.A. | N.A. | N.A. | Osmanabad |
| N.A. | N.A. | N.A. | N.A. | N.A. | N.A. | N.A. | N.A. | Latur |
| N.A. | N.A. | N.A. | N.A. | N.A. | N.A. | N.A. | N.A. | Buldhana |
| N.A. | N.A. | N.A. | N.A. | N.A. | N.A. | N.A. | N.A. | Akola |
| N.A. | N.A. | N.A. | N.A. | N.A. | N.A. | N.A. | N.A. | Washim |
| N.A. | N.A. | N.A. | N.A. | N.A. | N.A. | N.A. | N.A. | Amravati |
| N.A. | N.A. | N.A. | N.A. | N.A. | N.A. | N.A. | N.A. | Yavatmal |
| N.A. | N.A. | N.A. | N.A. | N.A. | N.A. | N.A. | N.A. | Wardha |
| N.A. | N.A. | N.A. | N.A. | N.A. | N.A. | N.A. | N.A. | Nagpur |
| N.A. | N.A. | N.A. | N.A. | N.A. | N.A. | N.A. | N.A. | Bhandara |
| N.A. | N.A. | N.A. | N.A. | N.A. | N.A. | N.A. | N.A. | Gondiya |
| N.A. | N.A. | N.A. | N.A. | N.A. | N.A. | N.A. | N.A. | Chandrapur |
| N.A. | N.A. | N.A. | N.A. | N.A. | N.A. | N.A. | N.A. | Gadchiroli |
| N.A. | N.A. | N.A. | N.A. | N.A. | N.A. | N.A. | N.A. | Maharashtra State |

| अ.क्र. Sr. No. | जिल्हे | वैद्यकीय श्शुश्रुषास प्रसुतीशास्त्र व औषधशास्त्र / Medical, Nursing Midwifery and Pharmacy | | | | इतर क्रकारच्या संस्था / Other Types of Institutions | | | |
|-------------------|-------------------------|---|-------------------------|-----------------------|-------------------------|--|-------------------------|-------------------------------------|-------------------------|
| | | पदवीपूर्व स्तर / Under Graduate Level | | | | पदवली स्तर Degree Level | | | |
| | | समचिकित्सा / Allopathy | | परिचर्या Nursing | | पदवली स्तर Degree Level | | पदव्युत्तर Post Graduation Level | |
| | | संस्था Institution | विद्यार्थी Enrolment | संस्था Institution | विद्यार्थी Enrolment | संस्था Institution | विद्यार्थी Enrolment | संस्था Institution | विद्यार्थी Enrolment |
| (1) | (2) | (49) | (50) | (51) | (52) | (53) | (54) | (55) | (56) |
| 1 | मुंबई शहर | N.A. | N.A. | N.A. | N.A. | N.A. | N.A. | N.A. | N.A. |
| 2 | मुंबईउपागर | N.A. | N.A. | N.A. | N.A. | N.A. | N.A. | N.A. | N.A. |
| 3 | ठाणे | N.A. | N.A. | N.A. | N.A. | N.A. | N.A. | N.A. | N.A. |
| 4 | रायगड | N.A. | N.A. | N.A. | N.A. | N.A. | N.A. | N.A. | N.A. |
| 5 | रतागिरी | N.A. | N.A. | N.A. | N.A. | N.A. | N.A. | N.A. | N.A. |
| 6 | सिंधुदुर्ग | N.A. | N.A. | N.A. | N.A. | N.A. | N.A. | N.A. | N.A. |
| 7 | नाशिक | N.A. | N.A. | N.A. | N.A. | N.A. | N.A. | N.A. | N.A. |
| 8 | धुळे | N.A. | N.A. | N.A. | N.A. | N.A. | N.A. | N.A. | N.A. |
| 9 | नंदुरबार | N.A. | N.A. | N.A. | N.A. | N.A. | N.A. | N.A. | N.A. |
| 10 | जळगाव | N.A. | N.A. | N.A. | N.A. | N.A. | N.A. | N.A. | N.A. |
| 11 | अहमदागर | N.A. | N.A. | N.A. | N.A. | N.A. | N.A. | N.A. | N.A. |
| 12 | पुणे | N.A. | N.A. | N.A. | N.A. | N.A. | N.A. | N.A. | N.A. |
| 13 | सातारा | N.A. | N.A. | N.A. | N.A. | N.A. | N.A. | N.A. | N.A. |
| 14 | सांगली | N.A. | N.A. | N.A. | N.A. | N.A. | N.A. | N.A. | N.A. |
| 15 | सोलापूर | N.A. | N.A. | N.A. | N.A. | N.A. | N.A. | N.A. | N.A. |
| 16 | कोल्हापूर | N.A. | N.A. | N.A. | N.A. | N.A. | N.A. | N.A. | N.A. |
| 17 | औरंगाबाद | N.A. | N.A. | N.A. | N.A. | N.A. | N.A. | N.A. | N.A. |
| 18 | जालाना | N.A. | N.A. | N.A. | N.A. | N.A. | N.A. | N.A. | N.A. |
| 19 | परभणी | N.A. | N.A. | N.A. | N.A. | N.A. | N.A. | N.A. | N.A. |
| 20 | हिंगोली | N.A. | N.A. | N.A. | N.A. | N.A. | N.A. | N.A. | N.A. |
| 21 | बीड | N.A. | N.A. | N.A. | N.A. | N.A. | N.A. | N.A. | N.A. |
| 22 | नांदेड | N.A. | N.A. | N.A. | N.A. | N.A. | N.A. | N.A. | N.A. |
| 23 | उस्मानाबाद | N.A. | N.A. | N.A. | N.A. | N.A. | N.A. | N.A. | N.A. |
| 24 | लातूर | N.A. | N.A. | N.A. | N.A. | N.A. | N.A. | N.A. | N.A. |
| 25 | बुलढाणा | N.A. | N.A. | N.A. | N.A. | N.A. | N.A. | N.A. | N.A. |
| 26 | अकोला | N.A. | N.A. | N.A. | N.A. | N.A. | N.A. | N.A. | N.A. |
| 27 | वाशिम | N.A. | N.A. | N.A. | N.A. | N.A. | N.A. | N.A. | N.A. |
| 28 | अमरावती | N.A. | N.A. | N.A. | N.A. | N.A. | N.A. | N.A. | N.A. |
| 29 | यवतमाळ | N.A. | N.A. | N.A. | N.A. | N.A. | N.A. | N.A. | N.A. |
| 30 | वर्धा | N.A. | N.A. | N.A. | N.A. | N.A. | N.A. | N.A. | N.A. |
| 31 | नागपूर | N.A. | N.A. | N.A. | N.A. | N.A. | N.A. | N.A. | N.A. |
| 32 | भंडारा | N.A. | N.A. | N.A. | N.A. | N.A. | N.A. | N.A. | N.A. |
| 33 | गोदिया | N.A. | N.A. | N.A. | N.A. | N.A. | N.A. | N.A. | N.A. |
| 34 | चंद्रपूर | N.A. | N.A. | N.A. | N.A. | N.A. | N.A. | N.A. | N.A. |
| 35 | गडचिरोली | N.A. | N.A. | N.A. | N.A. | N.A. | N.A. | N.A. | N.A. |
| | महाराष्ट्र राज्य | N.A. | N.A. | N.A. | N.A. | N.A. | N.A. | N.A. | N.A. |

टिप: संस्थांची (महाविद्यालयांची) संख्या विद्याशाखांनिहाय उपलब्ध नाही.

बी.पीएड (शारिरीक शिक्षणाची) महाविद्यालयांची संख्या जिल्हानिहाय उपलब्ध नाही.

@सदर जिल्ह्यात स्वतंत्र विधि महाविद्यालये नाहीत तसेच कला व वाणिज्य महाविद्यालयात विधी शाखा नाही.

आधार :- (१) प्राथमिक शिक्षण संचालनालय, महाराष्ट्र शासन, पुणे.

(२) उच्च शिक्षण संचालनालय, महाराष्ट्र शासन, पुणे.

TABLE NO.5.8-contd.

| इतर प्रकारच्या संस्था / Other Types of Institutions | | | | | | |
|---|---------------------------------|-------------------------------|---------------------------------|--|---------------------------------|--------------------------|
| तंत्रनिकेतन/ Polytechnic (पदवीका/Diploma) | | शालेयस्तर School Level | | संशोधन संस्था / पदवीस्तर Research Institutions / Degree Level | | Districts |
| संस्था Institution (57) | विद्यार्थी Enrolment (58) | संस्था Institution (59) | विद्यार्थी Enrolment (60) | संस्था Institution (61) | विद्यार्थी Enrolment (62) | |
| N.A. | N.A. | N.A. | N.A. | N.A. | N.A. | Mumbai City |
| N.A. | N.A. | N.A. | N.A. | N.A. | N.A. | Mumbai Suburban |
| N.A. | N.A. | N.A. | N.A. | N.A. | N.A. | Thane |
| N.A. | N.A. | N.A. | N.A. | N.A. | N.A. | Raigad |
| N.A. | N.A. | N.A. | N.A. | N.A. | N.A. | Ratnagiri |
| N.A. | N.A. | N.A. | N.A. | N.A. | N.A. | Sindhudurg |
| N.A. | N.A. | N.A. | N.A. | N.A. | N.A. | Nashik |
| N.A. | N.A. | N.A. | N.A. | N.A. | N.A. | Dhule |
| N.A. | N.A. | N.A. | N.A. | N.A. | N.A. | Nandurbar |
| N.A. | N.A. | N.A. | N.A. | N.A. | N.A. | Jalgaon |
| N.A. | N.A. | N.A. | N.A. | N.A. | N.A. | Ahmednagar |
| N.A. | N.A. | N.A. | N.A. | N.A. | N.A. | Pune |
| N.A. | N.A. | N.A. | N.A. | N.A. | N.A. | Satara |
| N.A. | N.A. | N.A. | N.A. | N.A. | N.A. | Sangli |
| N.A. | N.A. | N.A. | N.A. | N.A. | N.A. | Solapur |
| N.A. | N.A. | N.A. | N.A. | N.A. | N.A. | Kolhapur |
| N.A. | N.A. | N.A. | N.A. | N.A. | N.A. | Aurangabad |
| N.A. | N.A. | N.A. | N.A. | N.A. | N.A. | Jalna |
| N.A. | N.A. | N.A. | N.A. | N.A. | N.A. | Parbhani |
| N.A. | N.A. | N.A. | N.A. | N.A. | N.A. | Hingoli |
| N.A. | N.A. | N.A. | N.A. | N.A. | N.A. | Beed |
| N.A. | N.A. | N.A. | N.A. | N.A. | N.A. | Nanded |
| N.A. | N.A. | N.A. | N.A. | N.A. | N.A. | Osmanabad |
| N.A. | N.A. | N.A. | N.A. | N.A. | N.A. | Latur |
| N.A. | N.A. | N.A. | N.A. | N.A. | N.A. | Buldhana |
| N.A. | N.A. | N.A. | N.A. | N.A. | N.A. | Akola |
| N.A. | N.A. | N.A. | N.A. | N.A. | N.A. | Washim |
| N.A. | N.A. | N.A. | N.A. | N.A. | N.A. | Amravati |
| N.A. | N.A. | N.A. | N.A. | N.A. | N.A. | Yavatmal |
| N.A. | N.A. | N.A. | N.A. | N.A. | N.A. | Wardha |
| N.A. | N.A. | N.A. | N.A. | N.A. | N.A. | Nagpur |
| N.A. | N.A. | N.A. | N.A. | N.A. | N.A. | Bhandara |
| N.A. | N.A. | N.A. | N.A. | N.A. | N.A. | Gondiya |
| N.A. | N.A. | N.A. | N.A. | N.A. | N.A. | Chandrapur |
| N.A. | N.A. | N.A. | N.A. | N.A. | N.A. | Gadchiroli |
| N.A. | N.A. | N.A. | N.A. | N.A. | N.A. | Maharashtra State |

Note: Facultywise number of institutes (colleges) is not available

Districtwise number of B.P.Ed is not available

@ There are no independent Law colleges and no Law faculty in the College of Arts and Commerce in this district

आधार :- (१) प्राथमिक शिक्षण संचालनालय, महाराष्ट्र शासन, पुणे

(२) उच्च शिक्षण संचालनालय, महाराष्ट्र शासन, पुणे.

Source :- (1) Directorate of Primary Education, Govt. of Maharashtra, Pune.

(2) Directorate of Higher Education, Govt. of Maharashtra, Pune.

5. शिक्षण / EDUCATION

तक्ता क्रमांक / TABLE No.5.9

पटावरील विद्यार्थी व शिक्षकांची संख्या/ Enrolment of Students and Number of Teachers
(2012-13)

| अ.क्र. Sr. No. | जिल्हे (2) | पूर्व प्राथमिक प्राथमिक माध्यमिक (3) | एकूण प्रशिक्षित शिक्षक | | | एकूण शिक्षक | | | पटावरील विद्यार्थी Enrolment Total (10) | Pre-Primary Primary, Secondary (3) | Districts (2) |
|-------------------|----------------|--|----------------------------------|-------------------------|----------------------|--------------------------|-------------------------|----------------------|---|---|--------------------|
| | | | Total Number of Trained Teachers | | | Total Number of Teachers | | | | | |
| | | | पुरुष Male (4) | स्त्री Female (5) | एकूण Total (6) | पुरुष Male (7) | स्त्री Female (8) | एकूण Total (9) | | | |
| 1 | मुंबई शहर | पूर्व प्राथमिक प्राथमिक माध्यमिक (उ.मा.सह) | N.A. 11,187 | N.A. 22,877 | N.A. 12,083 | N.A. 3,574 | N.A. 10,102 | N.A. 13,676 | N.A. 6,49,744 | Pre-Primary Primary Secondary (including H. Sec.) | Mumbai City |
| 2 | मुंबई उपनगर | पूर्व प्राथमिक प्राथमिक माध्यमिक (उ.मा.सह) | N.A. 6,058 | N.A. 18,118 | N.A. 23,120 | N.A. 5,664 | N.A. 17,804 | N.A. 23,468 | N.A. 8,77,685 | Pre-Primary Primary Secondary (including H. Sec.) | Mumbai Suburban |
| 3 | ठाणे | पूर्व प्राथमिक प्राथमिक माध्यमिक (उ.मा.सह) | N.A. 18,074 | N.A. 32,280 | N.A. 41,376 | N.A. 14,103 | N.A. 28,014 | N.A. 42,117 | N.A. 16,30,163 | Pre-Primary Primary Secondary (including H. Sec.) | Thane |
| 4 | रायगड | पूर्व प्राथमिक प्राथमिक माध्यमिक (उ.मा.सह) | N.A. 9,333 | N.A. 9,153 | N.A. 14,416 | N.A. 7,090 | N.A. 7,600 | N.A. 14,690 | N.A. 3,74,232 | Pre-Primary Primary Secondary (including H. Sec.) | Raigad |
| 5 | रत्नागिरी | पूर्व प्राथमिक प्राथमिक माध्यमिक (उ.मा.सह) | N.A. 8,501 | N.A. 5,353 | N.A. 11,783 | N.A. 7,072 | N.A. 4,825 | N.A. 11,897 | N.A. 2,21,693 | Pre-Primary Primary Secondary (including H. Sec.) | Ratnagiri |
| 6 | सिंधुदुर्ग | पूर्व प्राथमिक प्राथमिक माध्यमिक (उ.मा.सह) | N.A. 4,105 | N.A. 3,313 | N.A. 5,913 | N.A. 3,063 | N.A. 2,918 | N.A. 5,981 | N.A. 99,945 | Pre-Primary Primary Secondary (including H. Sec.) | Sindhudurg |
| 7 | नाशिक | पूर्व प्राथमिक प्राथमिक माध्यमिक (उ.मा.सह) | N.A. 18,678 | N.A. 13,174 | N.A. 26,592 | N.A. 14,941 | N.A. 12,031 | N.A. 26,972 | N.A. 9,30,326 | Pre-Primary Primary Secondary (including H. Sec.) | Nashik |
| 8 | धुळे | पूर्व प्राथमिक प्राथमिक माध्यमिक (उ.मा.सह) | N.A. 8,485 | N.A. 4,009 | N.A. 10,445 | N.A. 6,786 | N.A. 3,729 | N.A. 10,515 | N.A. 3,20,341 | Pre-Primary Primary Secondary (including H. Sec.) | Dhule |
| 9 | नंदुरबार | पूर्व प्राथमिक प्राथमिक माध्यमिक (उ.मा.सह) | N.A. 7,162 | N.A. 2,694 | N.A. 8,727 | N.A. 6,284 | N.A. 2,475 | N.A. 8,759 | N.A. 2,55,973 | Pre-Primary Primary Secondary (including H. Sec.) | Nandurbar |
| 10 | जळगाव | पूर्व प्राथमिक प्राथमिक माध्यमिक (उ.मा.सह) | N.A. 15,518 | N.A. 7,234 | N.A. 17,681 | N.A. 11,635 | N.A. 6,151 | N.A. 17,792 | N.A. 6,60,921 | Pre-Primary Primary Secondary (including H. Sec.) | Jalgaon |
| 11 | अहमदनगर | पूर्व प्राथमिक प्राथमिक माध्यमिक (उ.मा.सह) | N.A. 18,115 | N.A. 10,556 | N.A. 22,654 | N.A. 13,685 | N.A. 9,164 | N.A. 22,849 | N.A. 6,76,738 | Pre-Primary Primary Secondary (including H. Sec.) | Ahmednagar |

तक्ता क्र. / Table No. 5.9 contd...

| (1) | (2) | (3) | (4) | (5) | (6) | (7) | (8) | (9) | (10) | (3) | (2) |
|-----|------------|--------------------|--------|--------|--------|--------|--------|--------|-----------|-------------------------------|------------|
| 12 | पुणे | पूर्व प्राथमिक | N.A. | N.A. | N.A. | N.A. | N.A. | N.A. | N.A. | Pre-Primary | Pune |
| | | प्राथमिक | 20,590 | 31,205 | 37,496 | 13,650 | 24,960 | 38,610 | 12,87,049 | Primary | |
| | | माध्यमिक (उ.मा.सह) | | | 14,299 | 7,295 | 7,364 | 14,659 | 4,47,561 | Secondary (including H. Sec.) | |
| 13 | सातारा | पूर्व प्राथमिक | N.A. | N.A. | N.A. | N.A. | N.A. | N.A. | N.A. | Pre-Primary | Satara |
| | | प्राथमिक | 11,962 | 8,877 | 14,245 | 7,569 | 6,816 | 14,385 | 3,79,742 | Primary | |
| | | माध्यमिक (उ.मा.सह) | | | 6,594 | 4,546 | 2,135 | 6,681 | 1,64,768 | Secondary (including H. Sec.) | |
| 14 | सांगली | पूर्व प्राथमिक | N.A. | N.A. | N.A. | N.A. | N.A. | N.A. | N.A. | Pre-Primary | Sangli |
| | | प्राथमिक | 10,955 | 7,450 | 12,320 | 6,762 | 5,677 | 12,439 | 3,79,810 | Primary | |
| | | माध्यमिक (उ.मा.सह) | | | 6,085 | 4,297 | 1,859 | 6,156 | 1,52,001 | Secondary (including H. Sec.) | |
| 15 | सोलापूर | पूर्व प्राथमिक | N.A. | N.A. | N.A. | N.A. | N.A. | N.A. | N.A. | Pre-Primary | Solapur |
| | | प्राथमिक | 19,484 | 9,599 | 20,427 | 12,869 | 7,851 | 20,720 | 6,60,590 | Primary | |
| | | माध्यमिक (उ.मा.सह) | | | 8,656 | 6,973 | 1,876 | 8,849 | 2,26,275 | Secondary (including H. Sec.) | |
| 16 | कोल्हापूर | पूर्व प्राथमिक | N.A. | N.A. | N.A. | N.A. | N.A. | N.A. | N.A. | Pre-Primary | Kolhapur |
| | | प्राथमिक | 15,048 | 8,638 | 18,267 | 11,169 | 7,371 | 18,542 | 5,02,997 | Primary | |
| | | माध्यमिक (उ.मा.सह) | | | 5,419 | 4,122 | 1,407 | 5,529 | 2,05,201 | Secondary (including H. Sec.) | |
| 17 | औरंगाबाद | पूर्व प्राथमिक | N.A. | N.A. | N.A. | N.A. | N.A. | N.A. | N.A. | Pre-Primary | Aurangabad |
| | | प्राथमिक | 13,520 | 10,813 | 19,645 | 10,507 | 9,475 | 19,982 | 6,32,999 | Primary | |
| | | माध्यमिक (उ.मा.सह) | | | 4,688 | 3,238 | 1,525 | 4,763 | 1,85,239 | Secondary (including H. Sec.) | |
| 18 | जालाना | पूर्व प्राथमिक | N.A. | N.A. | N.A. | N.A. | N.A. | N.A. | N.A. | Pre-Primary | Jalna |
| | | प्राथमिक | 8,464 | 3,028 | 9,915 | 7,334 | 2,868 | 10,202 | 3,19,248 | Primary | |
| | | माध्यमिक (उ.मा.सह) | | | 1,577 | 1,396 | 199 | 1,595 | 78,226 | Secondary (including H. Sec.) | |
| 19 | परभणी | पूर्व प्राथमिक | N.A. | N.A. | N.A. | N.A. | N.A. | N.A. | N.A. | Pre-Primary | Parbhani |
| | | प्राथमिक | 8,959 | 3,355 | 10,136 | 7,284 | 3,039 | 10,323 | 3,09,637 | Primary | |
| | | माध्यमिक (उ.मा.सह) | | | 2,178 | 1,863 | 375 | 2,238 | 85,315 | Secondary (including H. Sec.) | |
| 20 | हिंगोली | पूर्व प्राथमिक | N.A. | N.A. | N.A. | N.A. | N.A. | N.A. | N.A. | Pre-Primary | Hingoli |
| | | प्राथमिक | 5,333 | 1,487 | 5,918 | 4,644 | 1,393 | 6,037 | 1,91,918 | Primary | |
| | | माध्यमिक (उ.मा.सह) | | | 902 | 820 | 119 | 939 | 44,653 | Secondary (including H. Sec.) | |
| 21 | बीड | पूर्व प्राथमिक | N.A. | N.A. | N.A. | N.A. | N.A. | N.A. | N.A. | Pre-Primary | Beed |
| | | प्राथमिक | 14,862 | 5,612 | 15,941 | 11,108 | 5,088 | 16,196 | 4,25,440 | Primary | |
| | | माध्यमिक (उ.मा.सह) | | | 4,533 | 4,020 | 586 | 4,606 | 1,40,018 | Secondary (including H. Sec.) | |
| 22 | नांदेड | पूर्व प्राथमिक | N.A. | N.A. | N.A. | N.A. | N.A. | N.A. | N.A. | Pre-Primary | Nanded |
| | | प्राथमिक | 16,050 | 6,017 | 17,861 | 12,593 | 5,498 | 18,091 | 5,25,749 | Primary | |
| | | माध्यमिक (उ.मा.सह) | | | 4,206 | 3,716 | 587 | 4,303 | 1,40,919 | Secondary (including H. Sec.) | |
| 23 | उस्मानाबाद | पूर्व प्राथमिक | N.A. | N.A. | N.A. | N.A. | N.A. | N.A. | N.A. | Pre-Primary | Osmanabad |
| | | प्राथमिक | 8,443 | 2,917 | 8,269 | 5,799 | 2,520 | 8,319 | 2,33,511 | Primary | |
| | | माध्यमिक (उ.मा.सह) | | | 3,091 | 2,722 | 411 | 3,133 | 75,737 | Secondary (including H. Sec.) | |
| 24 | लातूर | पूर्व प्राथमिक | N.A. | N.A. | N.A. | N.A. | N.A. | N.A. | N.A. | Pre-Primary | Latur |
| | | प्राथमिक | 13,607 | 4,992 | 13,890 | 9,667 | 4,328 | 13,995 | 4,14,373 | Primary | |
| | | माध्यमिक (उ.मा.सह) | | | 4,709 | 4,102 | 698 | 4,800 | 1,42,049 | Secondary (including H. Sec.) | |
| 25 | बुलढाणा | पूर्व प्राथमिक | N.A. | N.A. | N.A. | N.A. | N.A. | N.A. | N.A. | Pre-Primary | Buldhana |
| | | प्राथमिक | 12,296 | 3,673 | 13,208 | 9,992 | 3,332 | 13,324 | 3,98,587 | Primary | |
| | | माध्यमिक (उ.मा.सह) | | | 2,761 | 2,414 | 399 | 2,813 | 1,29,331 | Secondary (including H. Sec.) | |
| 26 | अकोला | पूर्व प्राथमिक | N.A. | N.A. | N.A. | N.A. | N.A. | N.A. | N.A. | Pre-Primary | Akola |
| | | प्राथमिक | 7,190 | 4,478 | 9,237 | 5,484 | 3,919 | 9,403 | 2,57,430 | Primary | |
| | | माध्यमिक (उ.मा.सह) | | | 2,431 | 1,821 | 637 | 2,458 | 95,560 | Secondary (including H. Sec.) | |

तक्ता क्र. / Table No. 5.9 contd...

| (1) | (2) | (3) | (4) | (5) | (6) | (7) | (8) | (9) | (10) | (3) | (2) |
|-----|-------------------|---------------------------|-----------------|-----------------|-----------------|-----------------|----------------|-----------------|--------------------|--------------------------------------|--------------------|
| 27 | वाशिम | पूर्व प्राथमिक | N.A. | N.A. | N.A. | N.A. | N.A. | N.A. | N.A. | Pre-Primary | Washim |
| | | प्राथमिक | 6,042 | 1,907 | 6,070 | 4,436 | 1,719 | 6,155 | 1,91,515 | Primary | |
| | | माध्यमिक (उ.मा.सह) | | | 1,879 | 1,682 | 216 | 1,898 | 62,295 | Secondary (including H. Sec.) | |
| 28 | अमरावती | पूर्व प्राथमिक | N.A. | N.A. | N.A. | N.A. | N.A. | N.A. | N.A. | Pre-Primary | Amravati |
| | | प्राथमिक | 10,413 | 7,691 | 13,900 | 7,668 | 6,484 | 14,152 | 3,99,239 | Primary | |
| | | माध्यमिक (उ.मा.सह) | | | 4,204 | 2,978 | 1,336 | 4,314 | 1,49,730 | Secondary (including H. Sec.) | |
| 29 | यवतमाळ | पूर्व प्राथमिक | N.A. | N.A. | N.A. | N.A. | N.A. | N.A. | N.A. | Pre-Primary | Yavatmal |
| | | प्राथमिक | 12,201 | 5,818 | 14,164 | 9,440 | 5,048 | 14,488 | 4,14,536 | Primary | |
| | | माध्यमिक (उ.मा.सह) | | | 3,855 | 3,027 | 888 | 3,915 | 1,29,185 | Secondary (including H. Sec.) | |
| 30 | वर्धा | पूर्व प्राथमिक | N.A. | N.A. | N.A. | N.A. | N.A. | N.A. | N.A. | Pre-Primary | Wardha |
| | | प्राथमिक | 5,259 | 3,881 | 7,142 | 3,878 | 3,265 | 7,143 | 1,64,749 | Primary | |
| | | माध्यमिक (उ.मा.सह) | | | 1,998 | 1,381 | 617 | 1,998 | 71,888 | Secondary (including H. Sec.) | |
| 31 | नागपूर | पूर्व प्राथमिक | N.A. | N.A. | N.A. | N.A. | N.A. | N.A. | N.A. | Pre-Primary | Nagpur |
| | | प्राथमिक | 12,298 | 18,969 | 22,736 | 8,088 | 14,899 | 22,987 | 6,47,092 | Primary | |
| | | माध्यमिक (उ.मा.सह) | | | 8,531 | 4,311 | 4,267 | 8,578 | 2,66,067 | Secondary (including H. Sec.) | |
| 32 | भंडारा | पूर्व प्राथमिक | N.A. | N.A. | N.A. | N.A. | N.A. | N.A. | N.A. | Pre-Primary | Bhandara |
| | | प्राथमिक | 5,563 | 3,058 | 6,216 | 3,766 | 2,533 | 6,299 | 1,61,555 | Primary | |
| | | माध्यमिक (उ.मा.सह) | | | 2,405 | 1,867 | 570 | 2,437 | 76,927 | Secondary (including H. Sec.) | |
| 33 | गोंदिया | पूर्व प्राथमिक | N.A. | N.A. | N.A. | N.A. | N.A. | N.A. | N.A. | Pre-Primary | Gondiya |
| | | प्राथमिक | 7,280 | 2,969 | 7,286 | 4,985 | 2,356 | 7,342 | 1,85,429 | Primary | |
| | | माध्यमिक (उ.मा.सह) | | | 2,963 | 2,365 | 643 | 3,008 | 85,262 | Secondary (including H. Sec.) | |
| 34 | चंद्रपूर | पूर्व प्राथमिक | N.A. | N.A. | N.A. | N.A. | N.A. | N.A. | N.A. | Pre-Primary | Chandrapur |
| | | प्राथमिक | 9,683 | 5,477 | 11,708 | 7,236 | 4,608 | 11,844 | 2,26,190 | Primary | |
| | | माध्यमिक (उ.मा.सह) | | | 3,452 | 2,540 | 941 | 3,486 | 58,722 | Secondary (including H. Sec.) | |
| 35 | गडचिरोली | पूर्व प्राथमिक | N.A. | N.A. | N.A. | N.A. | N.A. | N.A. | N.A. | Pre-Primary | Gadchiroli |
| | | प्राथमिक | 7,309 | 2,246 | 7,131 | 5,293 | 1,907 | 7,200 | 2,19,397 | Primary | |
| | | माध्यमिक (उ.मा.सह) | | | 2,424 | 2,080 | 362 | 2,442 | 1,22,777 | Secondary (including H. Sec.) | |
| | महाराष्ट्र | पूर्व प्राथमिक | N.A. | N.A. | N.A. | N.A. | N.A. | N.A. | N.A. | Pre-Primary | Maharashtra |
| | राज्य | प्राथमिक | 3,88,027 | 2,92,918 | 5,17,918 | 2,85,118 | 241,767 | 5,26,894 | 1,62,26,543 | Primary | State |
| | | माध्यमिक (उ.मा.सह) | | | 1,63,027 | 1,08,043 | 55,496 | 1,63,548 | 56,25,300 | Secondary (including H. Sec.) | |

आधार :- प्राथमिक शिक्षण संचालनालय, महाराष्ट्र शासन, पुणे.

Source :- Directorate of Primary Education, Govt. of Maharashtra, Pune.

तक्ता क्रमांक / TABLE No.5.10
पूर्व प्राथमिक, प्राथमिक व माध्यमिक शाळांतील विद्यार्थ्यांची इयत्तावार संख्या /
Number of Pupils in Pre-Primary, Primary and Secondary Schools by Standard
(2012-13)

| अ.क्र. | जिल्हे | पूर्व प्राथमिक | इयत्ता १ली | इयत्ता २री | इयत्ता ३री | इयत्ता ४थी | इयत्ता ५वी | इयत्ता ६वी | इयत्ता ७वी | इयत्ता ८वी | इयत्ता ९वी | इयत्ता १०वी | इयत्ता ११वी | इयत्ता १२वी | एकूण | Districts |
|---------|-------------|----------------|------------|------------|------------|------------|------------|------------|------------|------------|------------|-------------|-------------|-------------|-------------|--------------------------------|
| Sr. No. | | Pre-Primary | Std. I | Std. II | Std. III | Std. IV | Std. V | Std. VI | Std. VII | Std. VIII | Std. IX | Std. X | Std. XI | Std. XII | Grand Total | |
| (1) | (2) | (3) | (4) | (5) | (6) | (7) | (8) | (9) | (10) | (11) | (12) | (13) | (14) | (15) | (16) | (2) |
| 1 | मुंबई शहर | 1,466 | 15,069 | 15,046 | 14,909 | 14,681 | 1,35,157 | 1,38,587 | 1,40,603 | 1,75,692 | 1,71,911 | 1,44,322 | | | | Mumbai City Mumbai Suburban |
| 2 | मुंबई उपनगर | 66,418 | 1,65,823 | 1,77,988 | 1,81,573 | 1,80,309 | 53,334 | 52,601 | 49,746 | 16,311 | 17,533 | 12,603 | 1,53,026 | 1,31,865 | 21,58,689 | |
| 3 | ठाणे | 1,43,244 | 2,13,099 | 2,13,018 | 2,13,568 | 2,19,938 | 203,060 | 1,97,530 | 1,91,509 | 1,78,441 | 1,69,173 | 1,34,292 | 83,209 | 71,080 | 20,87,917 | Thane |
| 4 | रायगड | 32,091 | 45,338 | 45,767 | 48,429 | 49,512 | 45,734 | 45,949 | 46,786 | 46,717 | 45,979 | 39,009 | 28,438 | 23,334 | 5,10,992 | Raigad |
| 5 | रत्नागिरी | 4,822 | 23,522 | 23,838 | 26,135 | 26,844 | 28,939 | 29,688 | 31,819 | 30,908 | 31,013 | 28,132 | 20,329 | 17,237 | 3,18,404 | Ratnagiri |
| 6 | सिंधुदुर्ग | 2,628 | 10,675 | 10,678 | 11,992 | 12,378 | 12,779 | 13,302 | 14,336 | 13,805 | 14,809 | 13,976 | 11,741 | 10,060 | 1,50,531 | Sindhudurg |
| 7 | नाशिक | 32,091 | 1,22,065 | 1,19,818 | 1,19,842 | 1,20,992 | 1,15,371 | 1,14,271 | 1,13,326 | 1,04,641 | 1,00,070 | 84,414 | 58,559 | 49,386 | 12,22,755 | Nashik |
| 8 | धुळे | 11,318 | 43,662 | 42,582 | 43,577 | 41,906 | 39,516 | 37,683 | 37,181 | 34,234 | 32,628 | 29,115 | 18,297 | 18,860 | 4,19,241 | Dhule |
| 9 | नंदुरबार | 1,127 | 36,729 | 35,928 | 35,782 | 35,016 | 31,341 | 29,233 | 27,577 | 24,367 | 22,281 | 19,560 | 13,436 | 12,839 | 3,24,089 | Nandurbar |
| 10 | जळगाव | 21,217 | 82,790 | 84,649 | 83,934 | 90,005 | 82,884 | 81,561 | 80,498 | 74,600 | 70,653 | 60,897 | 34,396 | 36,198 | 8,63,065 | Jalgaon |
| 11 | अहमदनगर | 30,678 | 80,582 | 81,742 | 84,250 | 91,550 | 86,332 | 84,993 | 84,498 | 82,791 | 78,953 | 69,688 | 56,133 | 50,160 | 9,31,672 | Ahmednagar |
| 12 | पुणे | 1,59,036 | 1,64,567 | 1,62,227 | 1,63,128 | 1,65,424 | 1,61,162 | 1,59,799 | 1,58,394 | 1,52,348 | 149,941 | 1,23,855 | 95,582 | 78,183 | 17,34,610 | Pune |
| 13 | सातारा | 16,133 | 44,175 | 45,691 | 45,916 | 48,758 | 47,982 | 48,637 | 49,314 | 49,269 | 49,828 | 45,273 | 36,963 | 32,704 | 5,44,510 | Satara |
| 14 | सांगली | 27,248 | 45,299 | 45,611 | 44,506 | 48,004 | 48,201 | 49,346 | 50,405 | 48,438 | 46,169 | 42,154 | 33,845 | 29,833 | 5,31,811 | Sangli |
| 15 | सोलापूर | 33,423 | 83,536 | 82,808 | 82,191 | 84,859 | 83,805 | 83,672 | 83,057 | 76,662 | 73,166 | 65,418 | 46,450 | 41,241 | 8,86,865 | Solapur |
| 16 | कोल्हापूर | 14,382 | 60,760 | 60,249 | 61,623 | 62,443 | 64,646 | 63,565 | 65,344 | 64,367 | 65,354 | 59,121 | 43,015 | 37,711 | 7,08,198 | Kolhapur |
| 17 | औरंगाबाद | 20,062 | 84,922 | 81,623 | 82,945 | 83,634 | 80,221 | 77,811 | 74,782 | 67,061 | 61,026 | 54,834 | 36,511 | 32,868 | 8,18,238 | Aurangabad |
| 18 | जालना | 5,351 | 41,390 | 41,440 | 43,642 | 43,736 | 41,498 | 38,955 | 37,389 | 31,198 | 27,412 | 21,661 | 15,425 | 13,728 | 3,97,474 | Jalna |
| 19 | परभणी | 20,701 | 41,854 | 40,292 | 41,503 | 41,636 | 39,323 | 37,929 | 35,665 | 31,435 | 28,397 | 24,733 | 16,515 | 15,670 | 3,94,952 | Parbhani |
| 20 | हिंगोली | 1,826 | 24,924 | 24,317 | 25,754 | 26,720 | 25,167 | 24,080 | 22,387 | 18,569 | 16,068 | 14,050 | 7,572 | 6,963 | 2,36,571 | Hingoli |
| 21 | बीड | 8,496 | 57,886 | 54,791 | 55,620 | 57,273 | 54,155 | 51,605 | 49,409 | 44,701 | 41,734 | 38,722 | 29,444 | 30,118 | 5,65,458 | Beed |
| 22 | नांदेड | 7,823 | 72,305 | 70,418 | 69,214 | 70,063 | 67,008 | 63,854 | 60,705 | 52,182 | 48,010 | 42,408 | 27,167 | 23,334 | 6,66,668 | Nanded |
| 23 | उस्मानाबाद | 53,029 | 30,326 | 28,764 | 29,341 | 30,153 | 29,910 | 29,387 | 29,249 | 26,381 | 24,725 | 22,864 | 15,233 | 12,915 | 3,09,248 | Osmanabad |
| 24 | लातूर | 9,357 | 54,894 | 51,029 | 51,938 | 52,983 | 53,927 | 52,776 | 51,203 | 45,623 | 43,754 | 40,436 | 30,339 | 27,520 | 5,56,422 | Latur |

तक्ता क्र. / Table No. 5.10 contd...

| (1) | (2) | (3) | (4) | (5) | (6) | (7) | (8) | (9) | (10) | (11) | (12) | (13) | (14) | (15) | (16) | (2) |
|-----|-------------------------|-----------------|------------------|------------------|------------------|------------------|------------------|------------------|------------------|----------------|------------------|------------------|------------------|------------------|-------------------|--------------------------|
| 25 | बुलढाणा | 17,440 | 47,615 | 48,090 | 49,705 | 51,149 | 50,019 | 50,778 | 52,061 | 49,170 | 45,301 | 39,115 | 25,801 | 19,114 | 5,27,918 | Buldhana |
| 26 | अकोला | 9,236 | 28,873 | 29,634 | 31,727 | 32,898 | 33,056 | 33,438 | 34,468 | 33336 | 31,342 | 27,824 | 20,254 | 16,140 | 3,52,990 | Akola |
| 27 | वाशिम | 1,998 | 22,423 | 22,394 | 23,371 | 24,512 | 24,327 | 24,968 | 25,595 | 23925 | 21,715 | 18,675 | 12,312 | 9,593 | 2,53,810 | Washim |
| 28 | अमरावती | 15,158 | 46,849 | 46,161 | 48,958 | 49,899 | 50,856 | 51,291 | 52,916 | 52309 | 50,424 | 44,475 | 30,623 | 24,208 | 5,48,969 | Amravati |
| 29 | यवतमाळ | 11,908 | 48,743 | 49,258 | 51,596 | 54,511 | 53,918 | 53,905 | 53,727 | 48878 | 45,537 | 38,051 | 24,970 | 20,627 | 5,43,721 | Yavatmal |
| 30 | वर्धा | 8,914 | 19,153 | 19,293 | 19,727 | 20,504 | 20,855 | 21,363 | 21,886 | 21968 | 21,667 | 20,482 | 15,368 | 14,371 | 2,36,637 | Wardha |
| 31 | नागपूर | 35,519 | 80,930 | 79,215 | 81,347 | 80,545 | 79,785 | 79,777 | 81,775 | 83718 | 82,343 | 73,068 | 58,293 | 52,363 | 9,13,159 | Nagpur |
| 32 | भंडारा | 5,850 | 19,250 | 18,421 | 18,894 | 19,542 | 20,591 | 20,968 | 22,137 | 21752 | 21,597 | 21,605 | 17,504 | 16,221 | 2,38,482 | Bhandara |
| 33 | गोंदिया | 5,840 | 21,545 | 21,324 | 21,974 | 23,073 | 24,051 | 23,490 | 25,244 | 24728 | 24,281 | 23,646 | 18,347 | 18,988 | 2,70,691 | Gondiya |
| 34 | चंद्रपूर | 4,659 | 19,616 | 19,287 | 19,946 | 20,172 | 19,382 | 19,213 | 19,533 | 18439 | 18,211 | 16,785 | 11,702 | 12,024 | 2,14,310 | Chandrapur |
| 35 | गडचिरोली | 19,317 | 34,591 | 34,198 | 35,201 | 36,427 | 36,891 | 36,967 | 38,495 | 37229 | 37,293 | 35,237 | 26,935 | 23,312 | 4,12,776 | Gadchiroli |
| | महाराष्ट्र राज्य | 8,59,806 | 20,35,780 | 20,27,589 | 20,63,758 | 21,12,049 | 20,45,183 | 20,22,972 | 20,13,019 | 1906193 | 18,30,298 | 15,90,500 | 11,73,734 | 10,30,768 | 21,85,1843 | Maharashtra State |

आधार :- प्राथमिक शिक्षण संचालनालय, महाराष्ट्र शासन, पुणे.

Source :- Directorate of Primary Education, Govt. of Maharashtra, Pune.

5. शिक्षण / EDUCATION

तक्ता क्रमांक / TABLE No.5.11

प्राथमिक व माध्यमिक (उच्च माध्यमिकसह) शिक्षण संस्थातील विद्यार्थ्यांची शिक्षणाच्या माध्यमासार संख्या /
Number of Pupils in Primary and Secondary (Including Higher Secondary) Institutions According to Medium of Instruction
(2012-13)

| अ.क्र. Sr. No. | जिल्हे (2) | प्राथमिक माध्यमिक (3) | मराठी Marathi (4) | गुजराथी Gujarati (5) | हिंदी Hindi (6) | सिंधी Sindhi (7) | इंग्रजी English (8) | उर्दू Urdu (9) | इतर Others (10) | एकूण Grand Total (11) | Primary Secondary (3) | Districts (2) |
|-------------------|---------------|-----------------------------|-------------------------|----------------------------|-----------------------|------------------------|---------------------------|----------------------|-----------------------|-----------------------------|-----------------------------|------------------|
| 1 | मुंबई शहर | प्राथमिक माध्यमिक | 2,74,936 | 56,403 | 93,205 | 0 | 760779 | 60661 | 4884 | 1250868 | Primary Secondary | Mumbai City |
| 2 | मुंबई उपनगर | प्राथमिक माध्यमिक | 1,92,661 | 15,789 | 1,59,298 | 0 | 3,88,491 | 1,36,954 | 14,628 | 9,07,821 | Primary Secondary | Mumbai Suburban |
| 3 | ठाणे | प्राथमिक माध्यमिक | 9,97,490 | 16,393 | 1,69,473 | 5,927 | 7,72,182 | 1,20,806 | 5,646 | 20,87,917 | Primary Secondary | Thane |
| 4 | रायगड | प्राथमिक माध्यमिक | 3,67,404 | 166 | 2,894 | 0 | 1,18,080 | 22,448 | 0 | 5,10,992 | Primary Secondary | Raigad |
| 5 | रत्नागिरी | प्राथमिक माध्यमिक | 2,71,852 | 0 | 0 | 0 | 26,492 | 20,060 | 0 | 3,18,404 | Primary Secondary | Ratnagiri |
| 6 | सिंधुदुर्ग | प्राथमिक माध्यमिक | 1,38,240 | 0 | 0 | 0 | 10,448 | 1,843 | 0 | 1,50,531 | Primary Secondary | Sindhudurg |
| 7 | नाशिक | प्राथमिक माध्यमिक | 9,89,056 | 830 | 4,434 | 0 | 1,15,013 | 1,13,422 | 0 | 12,22,755 | Primary Secondary | Nashik |
| 8 | धुळे | प्राथमिक माध्यमिक | 3,71,271 | 10 | 206 | 0 | 18,252 | 29,502 | 0 | 4,19,241 | Primary Secondary | Dhule |
| 9 | नंदुरबार | प्राथमिक माध्यमिक | 2,93,058 | 4,982 | 396 | 22 | 12,494 | 13,137 | 0 | 3,24,089 | Primary Secondary | Nandurbar |
| 10 | जळगाव | प्राथमिक माध्यमिक | 7,20,642 | 0 | 9,131 | 457 | 48,238 | 84,597 | 0 | 8,63,065 | Primary Secondary | Jalgaon |
| 11 | अहमदागर | प्राथमिक माध्यमिक | 8,42,519 | 0 | 958 | 0 | 71,872 | 16,323 | 0 | 9,31,672 | Primary Secondary | Ahmednagar |

तक्ता क्र. / Table No. 5.11 contd...

| (1) | (2) | (3) | (4) | (5) | (6) | (7) | (8) | (9) | (10) | (11) | (3) | (2) |
|-----|------------|----------------------|-----------|-------|--------|-----|----------|--------|--------|-----------|----------------------|------------|
| 12 | पुणे | प्राथमिक माध्यमिक | 12,04,377 | 2,147 | 15,747 | 0 | 4,72,579 | 38,805 | 955 | 17,34,610 | Primary Secondary | Pune |
| 13 | सातारा | प्राथमिक माध्यमिक | 4,89,345 | 0 | 0 | 0 | 51,834 | 3,331 | 0 | 5,44,510 | Primary Secondary | Satara |
| 14 | सांगली | प्राथमिक माध्यमिक | 4,66,473 | 335 | 0 | 0 | 31,546 | 11,453 | 22,004 | 5,31,811 | Primary Secondary | Sangli |
| 15 | सोलापूर | प्राथमिक माध्यमिक | 7,96,294 | 0 | 730 | 0 | 44,642 | 33,848 | 11,351 | 8,86,865 | Primary Secondary | Solapur |
| 16 | कोल्हापूर | प्राथमिक माध्यमिक | 6,34,160 | 0 | 346 | 221 | 62,620 | 10,365 | 486 | 7,08,198 | Primary Secondary | Kolhapur |
| 17 | औरंगाबाद | प्राथमिक माध्यमिक | 6,50,158 | 0 | 3,596 | 0 | 79,816 | 84,668 | 0 | 8,18,238 | Primary Secondary | Aurangabad |
| 18 | जालना | प्राथमिक माध्यमिक | 3,55,329 | 0 | 4,499 | 0 | 16,608 | 21,038 | 0 | 3,97,474 | Primary Secondary | Jalna |
| 19 | परभणी | प्राथमिक माध्यमिक | 3,45,092 | 0 | 366 | 0 | 10,148 | 39,346 | 0 | 3,94,952 | Primary Secondary | Parbhani |
| 20 | हिंगोली | प्राथमिक माध्यमिक | 2,20,526 | 0 | 573 | 0 | 3,898 | 11,574 | 0 | 2,36,571 | Primary Secondary | Hingoli |
| 21 | बीड | प्राथमिक माध्यमिक | 5,09,440 | 0 | 1,476 | 0 | 18,896 | 35,646 | 0 | 5,65,458 | Primary Secondary | Beed |
| 22 | नांदेड | प्राथमिक माध्यमिक | 5,85,180 | 0 | 2,027 | 0 | 28,713 | 50,746 | 2 | 6,66,668 | Primary Secondary | Nanded |
| 23 | उस्मानाबाद | प्राथमिक माध्यमिक | 2,89,924 | 0 | 414 | 0 | 9,238 | 9,672 | 0 | 3,09,248 | Primary Secondary | Osmanabad |
| 24 | लातूर | प्राथमिक माध्यमिक | 4,93,628 | 0 | 1,875 | 0 | 25,004 | 35,915 | 0 | 5,56,422 | Primary Secondary | Latur |
| 25 | बुलढाणा | प्राथमिक माध्यमिक | 4,28,449 | 0 | 1,546 | 0 | 36,724 | 61,199 | 0 | 5,27,918 | Primary Secondary | Buldhana |
| 26 | अकोला | प्राथमिक माध्यमिक | 2,37,954 | 49 | 5,826 | 263 | 48,238 | 60,660 | 0 | 3,52,990 | Primary Secondary | Akola |

तक्ता क्र. / Table No. 5.11 contd...

| (1) | (2) | (3) | (4) | (5) | (6) | (7) | (8) | (9) | (10) | (11) | (3) | (2) |
|-----|-------------------------|-----------------|--------------------|---------------|-----------------|--------------|------------------|------------------|--------------|--------------------|------------------|--------------------------|
| 27 | वाशिम | प्राथमिक | 2,17,479 | 0 | 848 | 0 | 13,747 | 21,736 | 0 | 2,53,810 | Primary | Washim |
| | | माध्यमिक | | | | | | | | | Secondary | |
| 28 | अमरावती | प्राथमिक | 4,17,134 | 0 | 9,054 | 0 | 52,188 | 70,593 | 0 | 5,48,969 | Primary | Amravati |
| | | माध्यमिक | | | | | | | | | Secondary | |
| 29 | यवतमाळ | प्राथमिक | 4,67,232 | 0 | 5,330 | 0 | 40,071 | 31,088 | 0 | 5,43,721 | Primary | Yavatmal |
| | | माध्यमिक | | | | | | | | | Secondary | |
| 30 | वर्धा | प्राथमिक | 1,96,059 | 0 | 2,017 | 0 | 35,225 | 3,336 | 0 | 2,36,637 | Primary | Wardha |
| | | माध्यमिक | | | | | | | | | Secondary | |
| 31 | नागपूर | प्राथमिक | 5,20,217 | 19 | 1,23,130 | 0 | 2,32,302 | 37,491 | 0 | 9,13,159 | Primary | Nagpur |
| | | माध्यमिक | | | | | | | | | Secondary | |
| 32 | भंडारा | प्राथमिक | 2,15,505 | 0 | 3,109 | 0 | 19,410 | 458 | 0 | 2,38,482 | Primary | Bhandara |
| | | माध्यमिक | | | | | | | | | Secondary | |
| 33 | गोंदिया | प्राथमिक | 2,00,290 | 0 | 45,251 | 0 | 24,205 | 229 | 716 | 2,70,691 | Primary | Gondiya |
| | | माध्यमिक | | | | | | | | | Secondary | |
| 34 | चंद्रपूर | प्राथमिक | 3,35,468 | 0 | 12,140 | 0 | 61,323 | 2,380 | 1465 | 4,12,776 | Primary | Chandrapur |
| | | माध्यमिक | | | | | | | | | Secondary | |
| 35 | गडचिरोली | प्राथमिक | 1,91,463 | 0 | 4,565 | 0 | 12,122 | 445 | 5715 | 2,14,310 | Primary | Gadchiroli |
| | | माध्यमिक | | | | | | | | | Secondary | |
| | महाराष्ट्र राज्य | प्राथमिक | 1,59,26,305 | 97,123 | 6,84,460 | 6,890 | 37,73,438 | 12,95,775 | 67852 | 2,18,51,843 | Primary | Maharashtra State |
| | | माध्यमिक | | | | | | | | | Secondary | |

आधार :- प्राथमिक शिक्षण संचालनालय, महाराष्ट्र शासन, पुणे.

Source :- Directorate of Primary Education, Govt. of Maharashtra, Pune.

5. शिक्षण / EDUCATION
तक्ता क्रमांक / TABLE No.5.12
प्रमुख परिक्षांचे निकाल / Results of Major Examinations

| अ.क्र. Sr. No. | परीक्षा | परिक्षेला बसलेल्यांची संख्या Number appeared | | | उत्तीर्ण झालेल्यांची संख्या Number passed | | | Examination (2) |
|-------------------|--|--|--|--|--|--|--|---|
| | | मुलगे | मुली | एकूण | मुलगे | मुली | एकूण | |
| | | Boys | Girls | Total | Boys | Girls | Total | |
| (1) | (2) | (3) | (4) | (5) | (6) | (7) | (8) | (2) |
| 1 | कला- बॅचलर ऑफ आर्ट्स मास्टर ऑफ आर्ट्स एम.बी.ए. पीएच.डी. / एम.फील. | 2,35,800 19,836 N.A. N.A. | 2,11,393 21,552 N.A. N.A. | 4,47,193 41,388 N.A. N.A. | 1,49,739 13,412 N.A. N.A. | 1,37,270 14,596 N.A. N.A. | 2,87,009 28,008 N.A. N.A. | Arts- Bachelor of Arts Master of Arts M.B.A. Ph.D. / M.Phil |
| 2 | शास्त्र- बॅचलर ऑफ सायन्स मास्टर ऑफ सायन्स पीएच.डी. | 1,25,428 15,080 N.A. | 1,19,242 16,293 N.A. | 2,44,670 31,373 N.A. | 84,777 9,739 N.A. | 83,063 11,304 N.A. | 1,67,840 21,043 N.A. | Science- Bachelor of Science. Master of Science. Ph.D. |
| 3 | वाणिज्य- बॅचलर ऑफ कॉमर्स मास्टर ऑफ कॉमर्स पीएच.डी. / एम.फील. | 2,42,092 14,289 N.A. | 2,22,021 13,869 N.A. | 4,64,113 28,158 N.A. | 1,65,200 8,721 N.A. | 1,64,722 9,140 N.A. | 3,29,922 17,861 N.A. | Commerce- Bachelor of Commerce Master of Commerce Ph.D. / M.Phil |
| 4 | वैद्यकीय- एम.बी.बी.एस. एम.डी. / एम.एस. एम.एससी. (मेडीसीन) | N.A. N.A. N.A. | N.A. N.A. N.A. | N.A. N.A. N.A. | N.A. N.A. N.A. | N.A. N.A. N.A. | N.A. N.A. N.A. | Medical- M.B.B.S. M.D. / M.S. M. Sc. (Medicine) |
| 5 | शुश्रुषा- बी.एससी. (शुश्रुषा) एम.एससी. (शुश्रुषा) | N.A. N.A. | N.A. N.A. | N.A. N.A. | N.A. N.A. | N.A. N.A. | N.A. N.A. | Nursing- B.Sc. (Nursing) M.Sc. (Nursing) |
| 6 | दंतशास्त्र- बी.डी.एस. एम.डी.एस. | N.A. N.A. | N.A. N.A. | N.A. N.A. | N.A. N.A. | N.A. N.A. | N.A. N.A. | Dentist- B.D.S. M.D.S. |
| 7 | अभियांत्रिकी- बी.ई. (स्थापत्य) बी.ई. (विद्युत) बी.ई. (यांत्रिकी) बी.ई. (मेटॅलर्जी) बी.ई. (केमिकल) एम.ई. (स्थापत्य) एम.ई. (विद्युत) एम.ई. (यांत्रिकी) एम.ई. (मेटॅलर्जी) एम.ई. (केमिकल) | N.A. N.A. N.A. N.A. N.A. N.A. N.A. N.A. N.A. N.A. | N.A. N.A. N.A. N.A. N.A. N.A. N.A. N.A. N.A. N.A. | N.A. N.A. N.A. N.A. N.A. N.A. N.A. N.A. N.A. N.A. | N.A. N.A. N.A. N.A. N.A. N.A. N.A. N.A. N.A. N.A. | N.A. N.A. N.A. N.A. N.A. N.A. N.A. N.A. N.A. N.A. | N.A. N.A. N.A. N.A. N.A. N.A. N.A. N.A. N.A. N.A. | Engineering- B.E. (Civil) B.E. (Electrical) B.E. (Mechanical) B.E. (Metallurgy) B.E. (Chemical) M.E. (Civil) M.E. (Electrical) M.E. (Mechanical) M.E. (Metallurgy) M.E. (Chemical) |

तक्ता क्र. / Table No. 5.12 contd...

| (1) | (2) | (3) | (4) | (5) | (6) | (7) | (8) | (2) |
|-----|--|--------|--------|--------|--------|--------|--------|--|
| 8 | वास्तुशास्त्र- बॅचलर ऑफ आर्किटेक्चर डिग्री इन फाईन आर्ट | N.A. | N.A. | N.A. | N.A. | N.A. | N.A. | Architecture- Bachelor of Architecture Degree in F.A. |
| 9 | कायदा- बॅचलर ऑफ लॉ. मास्टर ऑफ लॉ. पीएच.डी. | 22,656 | 16,813 | 39,469 | 12,661 | 10,058 | 22,719 | Law- Bachelor of Law Master of Law Ph.D. |
| 10 | शिक्षण- बी.एड + बी.पी.एड एम.एड + एम.पी.एड डी.एड बी.पी.एड एम.पी.एड एस.एस.सी. (10 वी) एच.एस.सी. (12 वी) जी.सी.सी. जी.सी.डी. बी.आर.एल. | 14,836 | 26,964 | 41,800 | 9,676 | 19,260 | 28,936 | Education- B.P. Ed. M.P. Ed. D.Ed. B.P.Ed. M.P.Ed. S.S.C. (Xth) H.S.C. (XIIth) G.C.C. G.C.D. B.R.L. |
| 11 | शेतकी- बी.एससी. एम.एससी. डॉक्टरेट / पीएच.डी. | N.A. | N.A. | N.A. | N.A. | N.A. | N.A. | Agriculture- B.Sc. M.Sc. Doctorate / Ph.D. |
| 12 | औषधीशास्त्र- बॅचलर ऑफ फार्मसी मास्टर ऑफ फार्मसी | N.A. | N.A. | N.A. | N.A. | N.A. | N.A. | Medicine- Bachelor of Pharmacy Master of Pharmacy |
| 13 | तंत्रशास्त्र- बॅचलर ऑफ टेक्नॉलॉजी मास्टर ऑफ टेक्नॉलॉजी बी.एससी. (टेक्नॉलॉजी) एम.एससी. (टेक्नॉलॉजी) | N.A. | N.A. | N.A. | N.A. | N.A. | N.A. | Technology- Bachelor of Technology 58 Master of Technology B.Sc.Tech. M.Sc.Tech. |
| 14 | आयुर्वेद- बी.ए.एम.एस. बी.एस.ए.एम. | N.A. | N.A. | N.A. | N.A. | N.A. | N.A. | Ayurved- B.A.M.S. / B.S.A.M. |
| 15 | गृहशास्त्र- बी.एससी.(गृहशास्त्र) एम.एससी.(गृहशास्त्र) पीएच.डी. | N.A. | N.A. | N.A. | N.A. | N.A. | N.A. | Home Science- B.Sc. (Home Science) M.Sc. (Home Science) Ph.D. |

तक्ता क्र. / Table No. 5.12 contd...

| (1) | (2) | (3) | (4) | (5) | (6) | (7) | (8) | (2) |
|-----|---|------|------|------|------|------|------|--|
| 16 | वस्त्रनिर्माण- बॅचलर ऑफ टेक्स्टाईल्स | N.A. | N.A. | N.A. | N.A. | N.A. | N.A. | Textile- Bachelor of Textiles |
| 17 | ग्रंथपाल शास्त्र- बॅचलर ऑफ लायब्ररी मास्टर ऑफ लायब्ररी | N.A. | N.A. | N.A. | N.A. | N.A. | N.A. | Library Science- Bachelor of Library Master of Library |
| 18 | समाज सेवा- बॅचलर ऑफ सोशल वर्क मास्टर ऑफ सोशल वर्क | N.A. | N.A. | N.A. | N.A. | N.A. | N.A. | Social Work- Bachelor of Social Work Master of Social Work |
| 19 | वृत्तपत्र व्यवसाय- बॅचलर ऑफ जर्नालिझम | N.A. | N.A. | N.A. | N.A. | N.A. | N.A. | Journalism- Bachelor of Journalism |
| 20 | पशुवैद्यक शास्त्र- बी.व्ही.एससी. एम.व्ही.एससी. | N.A. | N.A. | N.A. | N.A. | N.A. | N.A. | Veterinary Science- B.V.Sc. M.V.Sc. |

आधार :- (१) प्राथमिक शिक्षण संचालनालय, महाराष्ट्र शासन, पुणे.

(२) उच्च शिक्षण संचालनालय, महाराष्ट्र शासन, पुणे.

Source :- (1) Directorate of Primary Education, Govt. of Maharashtra, Pune.

(2) Directorate of Higher Education, Govt. of Maharashtra, Pune.

5. शिक्षण / EDUCATION
तक्ता क्रमांक / TABLE No.5.13
संस्थेच्या प्रकारानुसार तांत्रिक शिक्षण संस्था / Technical Institutions by type of Institutions
(2013-14)

| अ.क्र. Sr. No. | जिल्हे | अभियांत्रिकी आणि तंत्रशास्त्रीय महाविद्यालये Engineering & Technology Colleges | तंत्र निकेतन Poly- technic | इतर पदविका संस्था Other Diploma Institutions | औद्योगिक प्रशिक्षण संस्था Industrial Training Institutions | उच्च तांत्रिक विद्यालये केंद्रे Technical High Schools Centres | मुल्योद्योग प्रशिक्षण आणि संबंधित सूचना केंद्रे Basic Training & related Instruction Centres | +२ स्तरावरील व्यावसायिक शिक्षण योजना Vocational Centres at + 2 stage | औद्योगिक कामगारांचे अर्धवेळ वर्ग Part time classes for Industrial workers | शिल्पकारागीर आणि इतर तांत्रिक प्रमाणपत्र देणा-या संस्था Institution of Crafts and other Technical certificate courses | प्रगत व्यवसाय शिक्षण पध्दती Advanced Vocational training system | +२ स्तरावरील केंद्रशासन पुरस्कृत व्यवसाय शिक्षण अभ्यासक्रम संस्था Centrally Sponsored + 2 stage vocational education institutes | एकूण Grand Total | Districts |
|----------------------|----------------|--|-------------------------------------|---|---|---|---|---|---|---|--|--|------------------------|--------------------|
| (1) | (2) | (3) | (4) | (5) | (6) | (7) | (8) | (9) | (10) | (11) | (12) | (13) | (14) | (2) |
| 1 | मुंबई शहर | 6 | 17 | N.A. | 14 | N.A. | N.A. | N.A. | N.A. | N.A. | N.A. | N.A. | N.A. | Mumbai City |
| 2 | मुंबई उपनगर | 16 | 5 | N.A. | 13 | N.A. | N.A. | N.A. | N.A. | N.A. | N.A. | N.A. | N.A. | Mumbai Suburban |
| 3 | ठाणे | 19 | 21 | N.A. | 28 | N.A. | N.A. | N.A. | N.A. | N.A. | N.A. | N.A. | N.A. | Thane |
| 4 | रायगड | 18 | 19 | N.A. | 19 | N.A. | N.A. | N.A. | N.A. | N.A. | N.A. | N.A. | N.A. | Raigad |
| 5 | रत्नागिरी | 5 | 5 | N.A. | 16 | N.A. | N.A. | N.A. | N.A. | N.A. | N.A. | N.A. | N.A. | Ratnagiri |
| 6 | सिंधुदुर्ग | 2 | 1 | N.A. | 9 | N.A. | N.A. | N.A. | N.A. | N.A. | N.A. | N.A. | N.A. | Sindhudurg |
| 7 | नाशिक | 19 | 29 | N.A. | 42 | N.A. | N.A. | N.A. | N.A. | N.A. | N.A. | N.A. | N.A. | Nashik |
| 8 | धुळे | 5 | 9 | N.A. | 11 | N.A. | N.A. | N.A. | N.A. | N.A. | N.A. | N.A. | N.A. | Dhule |
| 9 | नंदुरबार | 2 | 3 | N.A. | 10 | N.A. | N.A. | N.A. | N.A. | N.A. | N.A. | N.A. | N.A. | Nandurbar |
| 10 | जळगाव | 11 | 21 | N.A. | 55 | N.A. | N.A. | N.A. | N.A. | N.A. | N.A. | N.A. | N.A. | Jalgaon |
| 11 | अहमदनगर | 13 | 28 | N.A. | 36 | N.A. | N.A. | N.A. | N.A. | N.A. | N.A. | N.A. | N.A. | Ahmednagar |
| 12 | पुणे | 81 | 56 | N.A. | 56 | N.A. | N.A. | N.A. | N.A. | N.A. | N.A. | N.A. | N.A. | Pune |
| 13 | सातारा | 10 | 23 | N.A. | 18 | N.A. | N.A. | N.A. | N.A. | N.A. | N.A. | N.A. | N.A. | Satara |
| 14 | सांगली | 10 | 18 | N.A. | 25 | N.A. | N.A. | N.A. | N.A. | N.A. | N.A. | N.A. | N.A. | Sangli |

तक्ता क्र. / Table No. 5.13 contd...

| (1) | (2) | (3) | (4) | (5) | (6) | (7) | (8) | (9) | (10) | (11) | (12) | (13) | (14) | (2) |
|-----|-------------------------|------------|------------|-------------|------------|-------------|-------------|-------------|-------------|-------------|-------------|-------------|-------------|--------------------------|
| 15 | सोलापूर | 15 | 24 | N.A. | 34 | N.A. | N.A. | N.A. | N.A. | N.A. | N.A. | N.A. | N.A. | Solapur |
| 16 | कोल्हापूर | 15 | 23 | N.A. | 45 | N.A. | N.A. | N.A. | N.A. | N.A. | N.A. | N.A. | N.A. | Kolhapur |
| 17 | औरंगाबाद | 18 | 17 | N.A. | 16 | N.A. | N.A. | N.A. | N.A. | N.A. | N.A. | N.A. | N.A. | Aurangabad |
| 18 | जालना | 1 | 5 | N.A. | 12 | N.A. | N.A. | N.A. | N.A. | N.A. | N.A. | N.A. | N.A. | Jalna |
| 19 | परभणी | 1 | 7 | N.A. | 11 | N.A. | N.A. | N.A. | N.A. | N.A. | N.A. | N.A. | N.A. | Parbhani |
| 20 | हिंगोली | 1 | 3 | N.A. | 7 | N.A. | N.A. | N.A. | N.A. | N.A. | N.A. | N.A. | N.A. | Hingoli |
| 21 | बीड | 3 | 10 | N.A. | 20 | N.A. | N.A. | N.A. | N.A. | N.A. | N.A. | N.A. | N.A. | Beed |
| 22 | नांदेड | 3 | 10 | N.A. | 22 | N.A. | N.A. | N.A. | N.A. | N.A. | N.A. | N.A. | N.A. | Nanded |
| 23 | उस्मानाबाद | 4 | 6 | N.A. | 15 | N.A. | N.A. | N.A. | N.A. | N.A. | N.A. | N.A. | N.A. | Osmanabad |
| 24 | लातूर | 6 | 16 | N.A. | 12 | N.A. | N.A. | N.A. | N.A. | N.A. | N.A. | N.A. | N.A. | Latur |
| 25 | बुलढाणा | 7 | 8 | N.A. | 18 | N.A. | N.A. | N.A. | N.A. | N.A. | N.A. | N.A. | N.A. | Buldhana |
| 26 | अकोला | 3 | 5 | N.A. | 9 | N.A. | N.A. | N.A. | N.A. | N.A. | N.A. | N.A. | N.A. | Akola |
| 27 | वाशिम | 2 | 3 | N.A. | 6 | N.A. | N.A. | N.A. | N.A. | N.A. | N.A. | N.A. | N.A. | Washim |
| 28 | अमरावती | 12 | 12 | N.A. | 28 | N.A. | N.A. | N.A. | N.A. | N.A. | N.A. | N.A. | N.A. | Amravati |
| 29 | यवतमाळ | 4 | 7 | N.A. | 19 | N.A. | N.A. | N.A. | N.A. | N.A. | N.A. | N.A. | N.A. | Yavatmal |
| 30 | वर्धा | 8 | 13 | N.A. | 21 | N.A. | N.A. | N.A. | N.A. | N.A. | N.A. | N.A. | N.A. | Wardha |
| 31 | नागपूर | 41 | 37 | N.A. | 54 | N.A. | N.A. | N.A. | N.A. | N.A. | N.A. | N.A. | N.A. | Nagpur |
| 32 | भंडारा | 2 | 5 | N.A. | 27 | N.A. | N.A. | N.A. | N.A. | N.A. | N.A. | N.A. | N.A. | Bhandara |
| 33 | गोंदिया | 1 | 4 | N.A. | 12 | N.A. | N.A. | N.A. | N.A. | N.A. | N.A. | N.A. | N.A. | Gondiya |
| 34 | चंद्रपूर | 4 | 12 | N.A. | 42 | N.A. | N.A. | N.A. | N.A. | N.A. | N.A. | N.A. | N.A. | Chandrapur |
| 35 | गडचिरोली | 1 | 1 | N.A. | 16 | N.A. | N.A. | N.A. | N.A. | N.A. | N.A. | N.A. | N.A. | Gadchiroli |
| | महाराष्ट्र राज्य | 369 | 483 | N.A. | 798 | N.A. | N.A. | N.A. | N.A. | N.A. | N.A. | N.A. | N.A. | Maharashtra State |

आधार :- १) व्यवसाय शिक्षण प्रशिक्षण संचालनालय, महाराष्ट्र शासन, मुंबई / Directorate of Vocational Education and Training, Govt. of Maharashtra, Mumbai.

२) तंत्रशिक्षण संचालनालय, महाराष्ट्र शासन, मुंबई / Directorate of Technical Education, Govt. of Maharashtra, Mumbai.

5. शिक्षण / EDUCATION

तक्ता क्रमांक / TABLE No.5.14

शासकीय व अर्धशासकीय औद्योगिक प्रशिक्षण संस्थांमधील मंजूर केलेल्या जागा, प्रवेश क्षमता आणि उत्तीर्ण झालेल्यांची संख्या /
Number of sanctioned seats, intake capacity and outturn of Government and Non-Government Industrial
Training Institutions

(2013-14)

| अ.क्र. Sr. No. | व्यवसायाचे नाव (2) | मंजूर जागा Sanctioned Seats (3) | प्रवेश क्षमता Intake Capacity (4) | उत्तीर्ण झालेले Outturn (5) | Name of the Trade (2) |
|-------------------|--------------------------------------|---|---|--------------------------------------|---|
| 1 | आरेखक यांत्रिकी | 1,953 | 1,953 | 1,100 | Draftsman (Mechanic) |
| 2 | आरेखक स्थापत्य | 1,196 | 1,218 | 693 | Draftsman (Civil) |
| 3 | सर्वेक्षक | 383 | 383 | 254 | Surveyor |
| 4 | जोडारी | 15,330 | 13,018 | 11,222 | Fitter |
| 5 | कातारी | 2,602 | 1,943 | 1,923 | Turner |
| 6 | यंत्रकारागीर | 2,259 | 1,782 | 1,509 | Machinist |
| 7 | यंत्रकारागीर (घर्षक) | 842 | 711 | 523 | Machinist (Gr.) |
| 8 | बंधकार | 0 | 0 | 0 | Pattern Maker |
| 9 | यांत्रिक (प्रशितन व वातानुकुलीकरण) | 2,704 | 2,069 | 1,530 | Mechanic (Ref. & Air Condition) |
| 10 | यांत्रिक उपकरण | 362 | 298 | 204 | Instrument (Mechanic) |
| 11 | टूल अँड डायमेकर | 504 | 473 | 108 | Tool and Dye Maker |
| 12 | यांत्रिक (मिलराईट मेन्टेनन्स) | 0 | 0 | 0 | Mill right Maintenance Mechanic |
| 13 | घडयाळजी | 0 | 0 | 0 | Watch Maker |
| 14 | विजतंत्री | 14,868 | 12,542 | 10,224 | Electrician |
| 15 | तारतंत्री | 5,607 | 3,113 | 3,635 | Wireman |
| 16 | विजविलेपक | 84 | 63 | 52 | Electroplater |
| 17 | यांत्रिक (मोटारगाडी) | 5,103 | 4,525 | 4,080 | Mechanic (Motor Vehicle) |
| 18 | यांत्रिक (कृषि व यंत्रसामुग्री) | 126 | 105 | 44 | Mechanic (Agricultural) |
| 19 | यांत्रिक (रेडिओ व दूरचित्रवाणी) | 525 | 483 | 198 | Mechanic (Radio and T.V.) |
| 20 | इलेक्ट्रॉनिक्स (मेकॅनिक) | 4,420 | 2,336 | 2,344 | Electronics (Mech.) |
| 21 | रंगारी | 1,113 | 966 | 700 | Painter |
| 22 | बिनतारी यांत्रिकी तथा यंत्रचालक | 0 | 0 | 0 | Wireless Operator |
| 23 | यांत्रिकी उपकरण | 362 | 298 | 0 | Instrument Mechanic |
| 24 | अटेन्डंट ऑपरेटर | 63 | 63 | 27 | Attendant Operator (Chemical Plant) |
| 25 | देखरेख मेकॅनिक (रसायनिक) | 84 | 84 | 55 | Maintenance Mechanic (Chemical Plant) |
| 26 | प्लॅस्टिक मोल्ड मेकर | 0 | 0 | 21 | Plastic Mould Maker (S.C.V.T.) |
| 27 | रबर टेक्निशियन | 21 | 21 | 24 | Rubber Technician (S.C.V.T.) |
| 28 | वास्तुशास्त्र आरेखक | 21 | 21 | 88 | Architect Draftsman |
| 29 | फॉर्जर अँड हिट ट्रीटर | 0 | 0 | 0 | Forger and Heat Treater |
| 30 | सुतार | 2,037 | 2,037 | 710 | Carpenter |
| 31 | यांत्रिक (डिझेल) | 5,795 | 5,795 | 4,344 | Mechanic (Diesel) |
| 32 | यांत्रिक (कर्षित) | 0 | 0 | 0 | Mechanic (Tractor) |
| 33 | सांचेकार | 0 | 0 | 0 | Moulder |
| 34 | पत्रे कारागीर | 1,680 | 1,680 | 1,072 | Sheet Metal Worker |
| 35 | संधाता | 11,474 | 11,474 | 7,369 | Wielder |

तक्ता क्रमांक / TABLE NO.5.14-contd.

| (1) | (2) | (3) | (4) | (5) | (2) |
|-------------------------|---|-----------------|---------------|---------------|--|
| 36 | नळ कारागीर | 1,968 | 1,968 | 809 | Plumber |
| 37 | डाटा प्रिपरेशन अॅण्ड कॉम्प्युटर सॉफ्टवेअर | 0 | 0 | 111 | Data Preparation and Computer Software |
| 38 | प्लॉस्टिक प्रोसेसिंग ऑपरेटर | 735 | 735 | 233 | Plastic Processing Operator |
| 39 | गवडी (बांधकाम) | 714 | 714 | 276 | Mason |
| 40 | पंप मेकेनिक | 1,323 | 1,323 | 727 | Pump Mechanic |
| 41 | लेटर प्रेस मशिन मारिडर | 0 | 0 | 0 | Letter Press Machine Minder |
| 42 | पुस्तक बांधणी | 0 | 0 | 0 | Book Binding |
| 43 | हस्त जुळईकार | 0 | 0 | 0 | Hand Compositor |
| 44 | कर्तन व शिवणशास्त्र | 3,834 | 3,834 | 1,239 | Cutting and Tailoring |
| 45 | पोशाख बनविणे | 5,278 | 5,278 | 2,354 | Dress Making |
| 46 | यंत्र विणकाम | 0 | 0 | 0 | Knitting with Machine |
| 47 | भरतकाम व विणकाम | 166 | 166 | 51 | Embroidery and Needle Work |
| 48 | भाज्या व फळे टिकविणे | 0 | 0 | 172 | Preservation of Fruits and Vegetables |
| 49 | ब्लिचिंग डाईंग अॅण्ड कॅलिको प्रिटींग | 0 | 0 | 0 | Bleaching Dyeing and |
| 50 | चामडयाची पादत्राणे बनविणे | 0 | 0 | 0 | Leather Foot wear making |
| 51 | चामडयाच्या वस्तू बनविणे | 0 | 0 | 0 | Leather goods making |
| 52 | सेक्रेटरियल प्रॅक्टिस | 315 | 315 | 164 | Secretarial Practice |
| 53 | हेअर अॅण्ड स्किन केअर | 0 | 0 | 1,125 | Hair and Skin care |
| 54 | फोटो टाईप सेटिंग अॅण्ड डेस्क | 0 | 0 | 20 | Photo Type Setting and |
| 55 | टॉप पब्लिशिंग ऑपरेटर | 362 | 362 | 134 | Desk Top Publishing Operator |
| 56 | इन्फॉर्मेशन टेक्नॉलॉजी | 2,288 | 2,288 | 868 | Information Technology |
| 57 | बेकरी अॅण्ड कन्फेक्शनरी | 315 | 315 | 59 | Bakery and confectionery |
| 58 | लघुलेखन (इंग्रजी) | 572 | 572 | 393 | Stenography (English) |
| 59 | लघुलेखन (मराठी) | 168 | 168 | 84 | Stenography (Marathi) |
| महाराष्ट्र राज्य | | 1,00,671 | 88,671 | 62,862 | Maharashtra State |

आधार :- व्यवसाय शिक्षण प्रशिक्षण संचालनालय, महाराष्ट्र शासन, मुंबई

Source :- Directorate of Vocational Education and Training, Govt. of Maharashtra, Mumbai.

5. शिक्षण / EDUCATION

तक्ता क्रमांक / TABLE No.5.15

तांत्रिक संस्थांची त्यांच्या वर्गवारीनुसार संख्या, प्रवेशक्षमता, नाव नोंदविलेले, उत्तीर्ण झालेले विद्यार्थी आणि शिक्षकांची संख्या /
Number of Technical Institutions, their Intake Capacity, Enrolment, Outturn and Number of Teachers by
Category of Institutions
(2013-14)

| अ.क्र. Sr. No. | वर्गवारी | संस्था Number of Institute | एकूण प्रवेश क्षमता Total Intake Capacity | एकूण नोंदणी केलेले Enrolment | एकूण उत्तीर्ण Total outturn | शिक्षकांची संख्या No. of Teachers | Category |
|-------------------|---|-------------------------------------|--|---------------------------------------|--------------------------------------|--|---|
| (1) | (2) | (3) | (4) | (5) | (6) | (7) | (2) |
| 1 | पदवी पातळीवरील (अभियांत्रिकी आणि तंत्रशास्त्रीकी महाविद्यालये) | N.A. | N.A. | N.A. | N.A. | N.A. | Degree level (Engineering and Technological Colleges) |
| 2 | पदवीका पातळीवरील (तंत्रनिकेतन आणि इतर पदवीका) संस्था | N.A. | N.A. | N.A. | N.A. | N.A. | Diploma level (Polytechnic and other Diploma) Institutions |
| 3 | औद्योगिक प्रशिक्षण संस्था | 798 | 88,671 | 66,252 | 62,862 | 4,373 | Industrial Training Institutes (Excluding Four Provisionally Permitted) |
| 4 | तंत्र माध्यमिक विद्यालये / केंद्रे | 393 | 44,805 | 43,072 | 34,870 | 270 | Technical High Schools / Centres |

आधार :- १) व्यवसाय शिक्षण प्रशिक्षण संचालनालय, महाराष्ट्र शासन, मुंबई / Directorate of Vocational Education and Training, Govt. of Maharashtra, Mumbai.
२) तंत्रशिक्षण संचालनालय, महाराष्ट्र शासन, मुंबई / Directorate of Technical Education, Govt. of Maharashtra, Mumbai.

5. शिक्षण / EDUCATION

तक्ता क्रमांक / TABLE No.5.16

अभियांत्रिकी पदवी अभ्यासक्रमातील प्रवेशांची प्रकारानुसार संख्या /
Intake in Degree Courses in Engineering by categories

| अ.क्र. Sr. No. | वर्ष Year | स्थापत्य Civil | यांत्रिकी Mechanical | विद्युत Electrical | एकूण Total |
|-------------------|--------------|-------------------|-------------------------|-----------------------|---------------|
| (1) | (2) | (3) | (4) | (5) | (6) |
| 1 | 1960-61 | 240 | 240 | 240 | 720 |
| 2 | 1970-71 | 530 | 520 | 460 | 1,510 |
| 3 | 1980-81 | 550 | 540 | 480 | 1,570 |
| 4 | 1990-91 | 2,817 | 2,727 | 747 | 6,291 |
| 5 | 2000-01 | 2,843 | 5,700 | 1,490 | 10,033 |
| 6 | 2010-11 | 8,323 | 20,699 | 6,466 | 35,488 |
| 7 | 2011-12 | 8,235 | 19,329 | 4,379 | 31,943 |
| 8 | 2012-13 | 18,132 | 34,975 | 10,421 | 63,528 |
| 9 | 2013-14 | 18,319 | 33,259 | 10,701 | 62,279 |

आधार :- तंत्र शिक्षण संचालनालय, महाराष्ट्र शासन, मुंबई.

Source :- Directorate of Technical Education, Govt. of Maharashtra, Mumbai.

5. शिक्षण / EDUCATION

तक्ता क्रमांक / TABLE No.5.17

अभियांत्रिकी तंत्रशास्त्र व तंत्रनिकेतन अभियांत्रिकी महाविद्यालयाच्या अंतिम वर्षाच्या परिक्षेस
बसलेल्या व उत्तीर्ण झालेल्या विद्यार्थ्यांची संख्या /

**Number of Students appeared and passed in final year Examinations of Engineering, Technological and
Polytechnic Colleges
(2013-14)**

| अ.क्र. Sr. No. (1) | अभ्यासक्रमाचा प्रकार (2) | परीक्षेस बसलेले No. appeared (3) | उत्तीर्ण झालेले No. Passed (4) | Type of Courses (2) |
|------------------------------|-----------------------------|--|--------------------------------------|------------------------|
| I पदवी अभ्यासक्रम- | | I Degree Courses- | | |
| 1 | स्थापत्य | 15,412 | 9,675 | Civil |
| 2 | यांत्रिकी | 34,330 | 24,002 | Mechanical |
| 3 | विद्युत | 10,897 | 7,467 | Electrical |
| 4 | इतर | 59,023 | 44,049 | Others |
| | एकूण | 1,19,662 | 85,193 | Total |
| II पदविका अभ्यासक्रम- | | II Diploma Courses- | | |
| 1 | स्थापत्य | 3,033 | 1,235 | Civil |
| 2 | यांत्रिकी | 6,182 | 3,953 | Mechanical |
| 3 | विद्युत | 1,883 | 1,220 | Electrical |
| 4 | इतर | 18,793 | 12,805 | Others |
| | एकूण | 29,891 | 19,213 | Total |

आधार :- तंत्र शिक्षण संचालनालय, महाराष्ट्र शासन, मुंबई.

Source :- Directorate of Technical Education, Govt. of Maharashtra, Mumbai.

६. जनता संपर्क

६.१ छापखाने, प्रकाशित झालेली पुस्तके व नियतकालिके, त्यांचे भाषावार व विषयवार वर्गीकरण यासंबंधी माहिती या विभागातील तक्त्यांमध्ये दिली आहे.

6. MASS COMMUNICATION

6.1 Data on printing press, books and periodicals published and their classification according to languages and subjects are presented in the tables in this section.

6. जनता संपर्क / MASS COMMUNICATION

तक्ता क्रमांक / TABLE No.6.1

**प्रमुख भाषांमधून प्रसिद्ध झालेली वृत्तपत्रे व नियतकालिके यांची संख्या /
Number of News papers, periodicals published in Major Languages**

| अनुक्रमांक Sr. No. (1) | वर्ष Year (2) | प्रमुख भाषांत प्रकाशित झालेली वृत्तपत्रे व नियतकालिके Newspapers and periodicals published (3) |
|------------------------------|---------------------|--|
| 1 | 1980-81 | 3,286 |
| 2 | 1990-91 | 3,925 |
| 3 | 2000-01 | 4,757 |
| 4 | 2010-11 | 1,736 |
| 5 | 2011-12 | 2,144 |
| 6 | 2012-13 | 4,098 |
| 7 | 2013-14 | 4,520 |

आधार : अधिपरिक्षक , पुस्तके व प्रकाशने, महाराष्ट्र शासन, मुंबई.

Source:- Examiner of Books and Publications, Govt. Of Maharashtra, Mumbai.

6. जनता संपर्क / MASS COMMUNICATION

तक्ता क्रमांक / TABLE No.6.2

जिल्हावार छापखान्यांची संख्या / Districtwise number of printing presses
(2013-14)

| अ.क्र. Sr. No. | वर्ष /Year जिल्हे / Districts | सार्वजनिक / शासकीय Public / Govt. | खाजगी Private | एकूण Total | Districts (2) |
|-------------------|----------------------------------|--------------------------------------|------------------|---------------|--------------------------|
| (1) | (2) | (3) | (4) | (5) | |
| | 1980-81 | N.A. | 6,940 | 6,940 | |
| | 1985-86 | N.A. | 7,670 | 7,670 | |
| | 1990-91 | 8 | 8,186 | 8,194 | |
| | 1995-96 | 8 | 8,521 | 8,529 | |
| | 2001-02 | 5 | 1,461 | 1,466 | |
| | 2012-13 | 8 | 744 | 752 | |
| 1 | मुंबई शहर | 1 | 10 | 11 | Mumbai City |
| 2 | मुंबई उपनगर | 0 | 20 | 20 | Mumbai Suburban |
| 3 | ठाणे | 0 | 109 | 109 | Thane |
| 4 | रायगड | 0 | 3 | 3 | Raigad |
| 5 | रत्नागिरी | 0 | 6 | 6 | Ratnagiri |
| 6 | सिंधुदुर्ग | 0 | 35 | 35 | Sindhudurg |
| 7 | नाशिक | 0 | 7 | 7 | Nashik |
| 8 | धुळे | 0 | 0 | 0 | Dhule |
| 9 | नंदुरबार | 0 | 0 | 0 | Nandurbar |
| 10 | जळगाव | 0 | 0 | 0 | Jalgaon |
| 11 | अहमदनगर | 0 | 6 | 6 | Ahmednagar |
| 12 | पुणे | 2 | 135 | 137 | Pune |
| 13 | सातारा | 1 | 0 | 1 | Satara |
| 14 | सांगली | 0 | 6 | 6 | Sangli |
| 15 | सोलापूर | 0 | 54 | 54 | Solapur |
| 16 | कोल्हापूर | 1 | 234 | 235 | Kolhapur |
| 17 | औरंगाबाद | 1 | 89 | 90 | Aurangabad |
| 18 | जालना | 0 | 0 | 0 | Jalna |
| 19 | परभणी | 0 | 3 | 3 | Parbhani |
| 20 | हिंगोली | 0 | 2 | 2 | Hingoli |
| 21 | बीड | 0 | 2 | 2 | Beed |
| 22 | नांदेड | 0 | 8 | 8 | Nanded |
| 23 | उस्मानाबाद | 0 | 25 | 25 | Osmanabad |
| 24 | लातूर | 0 | 75 | 75 | Latur |
| 25 | बुलढाणा | 0 | 47 | 47 | Buldhana |
| 26 | अकोला | 0 | 1 | 1 | Akola |
| 27 | वाशिम | 0 | 1 | 1 | Washim |
| 28 | अमरावती | 0 | 6 | 6 | Amravati |
| 29 | यवतमाळ | 0 | 0 | 0 | Yavatmal |
| 30 | वर्धा | 0 | 0 | 0 | Wardha |
| 31 | नागपूर | 2 | 7 | 9 | Nagpur |
| 32 | भंडारा | 0 | 0 | 0 | Bhandara |
| 33 | गोंदिया | 0 | 0 | 0 | Gondiya |
| 34 | चंद्रपूर | 0 | 1 | 1 | Chandrapur |
| 35 | गडचिरोली | 0 | 2 | 2 | Gadchiroli |
| | महाराष्ट्र राज्य | 8 | 894 | 902 | Maharashtra State |

टीप /Note : शासकीय मुद्रणालयाचा समावेश आहे./ The Includes Govt. printing press only.

N.A. – Not Available

आधार : अधिपरिक्षक , पुस्तके व प्रकाशने, महाराष्ट्र शासन, मुंबई.

Source: Examiner of Books and publications, Govt. of Maharashtra, Mumbai.

**6. जनता संपर्क /
तक्ता क्रमांक /
छापखाने व निरनिराळ्या भाषांतील नियतकालिके /**

| अ.क्र. Sr. No. | जिल्हे (2) | २००८-०९ छापखान्यांची संख्या No. of Presses (3) | दैनिके / Dailies | | | | | | | | |
|-------------------|-------------------------|---|---------------------------|-------------------------|----------------------------|-----------------------|----------------------|-------------------------|-----------------------|-----------------------|--|
| | | | इंग्रजी English (4) | मराठी Marathi (5) | गुजराथी Gujarati (6) | हिंदी Hindi (8) | उर्दू Urdu (9) | सिंधी Sindhi (10) | इतर Others (11) | एकूण Total (12) | |
| 1 | मुंबई शहर | 230 | | | | | | | | | |
| 2 | मुंबई उपनगर | 55 | 18 | 99 | 24 | 28 | 9 | 4 | 2 | 184 | |
| 3 | ठाणे | 65 | 3 | 35 | 3 | 5 | 4 | 2 | 1 | 53 | |
| 4 | रायगड | 28 | 0 | 7 | 0 | 0 | 0 | 0 | 0 | 7 | |
| 5 | रत्नागिरी | 23 | 0 | 8 | 0 | 0 | 0 | 0 | 0 | 8 | |
| 6 | सिंधुदुर्ग | 24 | 0 | 8 | 0 | 0 | 0 | 0 | 0 | 8 | |
| 7 | नाशिक | 45 | 1 | 48 | 2 | 6 | 4 | 1 | 0 | 62 | |
| 8 | धुळे | 19 | 0 | 23 | 0 | 0 | 0 | 0 | 0 | 23 | |
| 9 | नंदुरबार | 25 | 0 | 7 | 0 | 0 | 0 | 0 | 0 | 7 | |
| 10 | जळगाव | 75 | 0 | 35 | 1 | 2 | 0 | 0 | 0 | 38 | |
| 11 | अहमदनगर | 25 | 0 | 37 | 0 | 2 | 2 | 0 | 0 | 41 | |
| 12 | पुणे | 50 | 6 | 46 | 2 | 4 | 3 | 0 | 0 | 61 | |
| 13 | सातारा | 27 | 0 | 13 | 0 | 0 | 0 | 3 | 0 | 16 | |
| 14 | सांगली | 33 | 0 | 17 | 0 | 0 | 0 | 0 | 0 | 17 | |
| 15 | सोलापूर | 37 | 0 | 25 | 0 | 0 | 0 | 0 | 0 | 25 | |
| 16 | कोल्हापूर | 38 | 0 | 28 | 0 | 0 | 0 | 0 | 0 | 28 | |
| 17 | औरंगाबाद | 44 | 2 | 39 | 0 | 6 | 5 | 0 | 0 | 52 | |
| 18 | जालना | 40 | 0 | 18 | 0 | 0 | 0 | 0 | 0 | 18 | |
| 19 | परभणी | 36 | 0 | 19 | 0 | 2 | 2 | 0 | 0 | 23 | |
| 20 | हिंगोली | 15 | 0 | 10 | 0 | 0 | 1 | 0 | 0 | 11 | |
| 21 | बीड | 55 | 0 | 26 | 0 | 0 | 1 | 0 | 0 | 27 | |
| 22 | नांदेड | 83 | 0 | 23 | 0 | 0 | 5 | 0 | 0 | 28 | |
| 23 | उस्मानाबाद | 28 | 0 | 13 | 0 | 1 | 0 | 0 | 0 | 14 | |
| 24 | लातूर | 49 | 0 | 22 | 0 | 2 | 3 | 0 | 0 | 27 | |
| 25 | बुलढाणा | 35 | 0 | 29 | 1 | 0 | 0 | 0 | 0 | 30 | |
| 26 | अकोला | 33 | 0 | 21 | 0 | 2 | 2 | 0 | 0 | 25 | |
| 27 | वाशिम | 23 | 0 | 17 | 0 | 0 | 0 | 0 | 0 | 17 | |
| 28 | अमरावती | 85 | 0 | 31 | 2 | 6 | 3 | 0 | 0 | 42 | |
| 29 | यवतमाळ | 69 | 0 | 21 | 0 | 0 | 0 | 0 | 0 | 21 | |
| 30 | वर्धा | 66 | 0 | 18 | 0 | 4 | 0 | 0 | 0 | 22 | |
| 31 | नागपूर | 120 | 5 | 25 | 0 | 12 | 3 | 2 | 1 | 48 | |
| 32 | भंडारा | 29 | 0 | 8 | 0 | 0 | 0 | 0 | 0 | 8 | |
| 33 | गोर्दिया | 28 | 0 | 5 | 0 | 3 | 0 | 0 | 0 | 8 | |
| 34 | चंद्रपूर | 60 | 0 | 14 | 0 | 0 | 1 | 0 | 0 | 15 | |
| 35 | गडचिरोली | 29 | 0 | 6 | 0 | 0 | 0 | 0 | 0 | 6 | |
| | महाराष्ट्र राज्य | 1,726 | 35 | 801 | 35 | 85 | 48 | 12 | 4 | 1,020 | |

MASS COMMUNICATION**TABLE No.6.3****Number of printing presses and number of periodicals in different Languages.
(2013-14)**

| साप्ताहिके (द्वि आणि त्रै साप्ताहिके धरून) / weeklies (Including Bi and Tri Weeklies) | | | | | | | | |
|---|--------------------------|-----------------------------|------------------------|-----------------------|-------------------------|-----------------------|-----------------------|--------------------------|
| इंग्रजी English (13) | मराठी Marathi (14) | गुजराथी Gujarati (15) | हिंदी Hindi (17) | उर्दू Urdu (18) | सिंधी Sindhi (19) | इतर Others (20) | एकूण Total (21) | Districts (2) |
| 34 | 78 | 33 | 35 | 15 | 4 | 3 | 202 | Mumbai City |
| | | | | | | | | Mumbai Suburban |
| 3 | 28 | 4 | 8 | 3 | 3 | 0 | 49 | Thane |
| 0 | 9 | 0 | 2 | 0 | 0 | 0 | 11 | Raigad |
| 0 | 8 | 0 | 0 | 1 | 0 | 0 | 9 | Ratnagiri |
| 0 | 17 | 0 | 0 | 0 | 0 | 0 | 17 | Sindhudurg |
| 3 | 137 | 4 | 0 | 3 | 1 | 0 | 148 | Nashik |
| 0 | 104 | 0 | 3 | 1 | 0 | 0 | 108 | Dhule |
| 0 | 26 | 0 | 0 | 0 | 0 | 0 | 26 | Nandurbar |
| 0 | 171 | 0 | 0 | 1 | 0 | 0 | 172 | Jalgaon |
| 0 | 152 | 0 | 0 | 2 | 0 | 0 | 154 | Ahmednagar |
| 10 | 72 | 4 | 4 | 1 | 2 | 0 | 93 | Pune |
| 0 | 35 | 0 | 0 | 0 | 0 | 0 | 35 | Satara |
| 0 | 35 | 0 | 0 | 0 | 0 | 0 | 35 | Sangli |
| 0 | 61 | 0 | 0 | 0 | 0 | 0 | 61 | Solapur |
| 0 | 53 | 0 | 0 | 0 | 0 | 0 | 53 | Kolhapur |
| 7 | 123 | 2 | 0 | 8 | 0 | 0 | 140 | Aurangabad |
| 0 | 54 | 0 | 0 | 1 | 0 | 0 | 55 | Jalna |
| 0 | 40 | 0 | 0 | 1 | 0 | 0 | 41 | Parbhani |
| 0 | 10 | 0 | 1 | 1 | 0 | 0 | 12 | Hingoli |
| 0 | 83 | 0 | 0 | 2 | 0 | 0 | 85 | Beed |
| 2 | 56 | 0 | 0 | 5 | 0 | 0 | 63 | Nanded |
| 0 | 30 | 0 | 0 | 1 | 0 | 0 | 31 | Osmanabad |
| 0 | 56 | 0 | 1 | 1 | 0 | 0 | 58 | Latur |
| 0 | 38 | 0 | 0 | 0 | 0 | 0 | 38 | Buldhana |
| 0 | 39 | 2 | 12 | 3 | 0 | 0 | 56 | Akola |
| 0 | 45 | 0 | 0 | 0 | 0 | 0 | 45 | Washim |
| 3 | 79 | 2 | 12 | 4 | 0 | 0 | 100 | Amravati |
| 0 | 43 | 0 | 0 | 0 | 0 | 0 | 43 | Yavatmal |
| 0 | 46 | 2 | 4 | 0 | 0 | 0 | 52 | Wardha |
| 4 | 53 | 2 | 40 | 3 | 1 | 0 | 103 | Nagpur |
| 0 | 16 | 0 | 2 | 0 | 0 | 0 | 18 | Bhandara |
| 0 | 10 | 0 | 13 | 0 | 0 | 0 | 23 | Gondiya |
| 0 | 48 | 0 | 8 | 0 | 0 | 0 | 56 | Chandrapur |
| 0 | 15 | 0 | 0 | 0 | 0 | 0 | 15 | Gadchiroli |
| 66 | 1,870 | 55 | 145 | 57 | 11 | 3 | 2,207 | Maharashtra State |

| अ.क्र. Sr. No. | जिल्हे (2) | पाक्षिक / Fortnightlies | | | | | | | |
|-------------------|-------------------------|-------------------------|------------------|---------------------|----------------|---------------|-----------------|---------------|---------------|
| | | इंग्रजी English | मराठी Marathi | गुजराथी Gujarati | हिंदी Hindi | उर्दू Urdu | सिंधी Sindhi | इतर Others | एकूण Total |
| | | (40) | (41) | (42) | (44) | (45) | (46) | (47) | (48) |
| 1 | मुंबई शहर | 10 | 13 | 4 | 6 | 3 | 0 | 0 | 36 |
| 2 | मुंबई उपनगर | | | | | | | | |
| 3 | ठाणे | 1 | 2 | 0 | 2 | 1 | 0 | 0 | 6 |
| 4 | रायगड | 0 | 0 | 0 | 0 | 0 | 0 | 0 | 0 |
| 5 | रत्नागिरी | 0 | 1 | 0 | 0 | 0 | 0 | 0 | 1 |
| 6 | सिंधुदुर्ग | 0 | 0 | 0 | 0 | 0 | 0 | 0 | 0 |
| 7 | नाशिक | 0 | 26 | 2 | 2 | 0 | 0 | 0 | 30 |
| 8 | धुळे | 0 | 8 | 0 | 0 | 0 | 0 | 0 | 8 |
| 9 | नंदुरबार | 0 | 3 | 0 | 0 | 0 | 0 | 0 | 3 |
| 10 | जळगाव | 0 | 6 | 0 | 0 | 0 | 0 | 0 | 6 |
| 11 | अहमदनगर | 0 | 9 | 0 | 0 | 0 | 0 | 0 | 9 |
| 12 | पुणे | 2 | 7 | 1 | 2 | 0 | 0 | 0 | 12 |
| 13 | सातारा | 0 | 2 | 0 | 0 | 0 | 0 | 0 | 2 |
| 14 | सांगली | 0 | 1 | 0 | 0 | 0 | 0 | 0 | 1 |
| 15 | सोलापूर | 0 | 4 | 0 | 0 | 0 | 0 | 0 | 4 |
| 16 | कोल्हापूर | 0 | 1 | 0 | 0 | 0 | 0 | 0 | 1 |
| 17 | औरंगाबाद | 1 | 0 | 0 | 0 | 1 | 0 | 0 | 2 |
| 18 | जालना | 0 | 0 | 0 | 0 | 0 | 0 | 0 | 0 |
| 19 | परभणी | 0 | 0 | 0 | 0 | 0 | 0 | 0 | 0 |
| 20 | हिंगोली | 0 | 0 | 0 | 0 | 0 | 0 | 0 | 0 |
| 21 | बीड | 0 | 0 | 0 | 0 | 0 | 0 | 0 | 0 |
| 22 | नांदेड | 0 | 1 | 0 | 0 | 0 | 0 | 0 | 1 |
| 23 | उस्मानाबाद | 0 | 0 | 0 | 0 | 0 | 0 | 0 | 0 |
| 24 | लातूर | 0 | 0 | 0 | 0 | 1 | 0 | 0 | 1 |
| 25 | बुलढाणा | 0 | 0 | 0 | 0 | 0 | 0 | 0 | 0 |
| 26 | अकोला | 0 | 0 | 0 | 0 | 0 | 0 | 0 | 0 |
| 27 | वाशिम | 0 | 0 | 0 | 0 | 0 | 0 | 0 | 0 |
| 28 | अमरावती | 1 | 0 | 0 | 0 | 1 | 0 | 0 | 2 |
| 29 | यवतमाळ | 0 | 0 | 0 | 0 | 0 | 0 | 0 | 0 |
| 30 | वर्धा | 0 | 1 | 0 | 0 | 0 | 0 | 0 | 1 |
| 31 | नागपूर | 2 | 6 | 0 | 2 | 0 | 0 | 0 | 10 |
| 32 | भंडारा | 0 | 0 | 0 | 0 | 0 | 0 | 0 | 0 |
| 33 | गोर्दिया | 0 | 0 | 0 | 0 | 0 | 0 | 0 | 0 |
| 34 | चंद्रपूर | 0 | 0 | 0 | 0 | 0 | 0 | 0 | 0 |
| 35 | गडचिरोली | 0 | 0 | 0 | 0 | 0 | 0 | 0 | 0 |
| | महाराष्ट्र राज्य | 17 | 91 | 7 | 14 | 7 | 0 | 0 | 136 |

TABLE NO.6.3-contd.

| मासिके (व्दिमासिके धरुन) / Monthlies (Including Bi- monthlies) | | | | | | | | Districts |
|--|------------|-----------|------------|-----------|-----------|----------|------------|--------------------------|
| इंग्रजी | मराठी | गुजराथी | हिंदी | उर्दू | सिंधी | इतर | एकूण | |
| English | Marathi | Gujarati | Hindi | Urdu | Sindhi | Others | Total | |
| (31) | (32) | (33) | (35) | (36) | (37) | (38) | (39) | (2) |
| 139 | 59 | 33 | 54 | 10 | 6 | 4 | 305 | Mumbai City |
| | | | | | | | | Mumbai Suburban |
| 5 | 21 | 3 | 4 | 3 | 2 | 1 | 39 | Thane |
| 0 | 2 | 0 | 0 | 0 | 0 | 0 | 2 | Raigad |
| 0 | 1 | 0 | 0 | 0 | 0 | 0 | 1 | Ratnagiri |
| 0 | 1 | 0 | 0 | 0 | 0 | 0 | 1 | Sindhudurg |
| 3 | 22 | 2 | 4 | 4 | 0 | 0 | 35 | Nashik |
| 0 | 4 | 0 | 0 | 0 | 0 | 0 | 4 | Dhule |
| 0 | 2 | 0 | 0 | 0 | 0 | 0 | 2 | Nandurbar |
| 0 | 6 | 0 | 0 | 0 | 0 | 0 | 6 | Jalgaon |
| 0 | 5 | 0 | 0 | 0 | 0 | 0 | 5 | Ahmednagar |
| 13 | 51 | 3 | 8 | 2 | 2 | 0 | 79 | Pune |
| 0 | 12 | 0 | 0 | 0 | 0 | 0 | 12 | Satara |
| 0 | 14 | 0 | 0 | 0 | 0 | 0 | 14 | Sangli |
| 0 | 24 | 0 | 3 | 0 | 0 | 0 | 27 | Solapur |
| 0 | 20 | 0 | 0 | 0 | 0 | 0 | 20 | Kolhapur |
| 5 | 13 | 2 | 24 | 3 | 0 | 0 | 47 | Aurangabad |
| 0 | 2 | 0 | 0 | 0 | 0 | 0 | 2 | Jalna |
| 0 | 2 | 0 | 0 | 0 | 0 | 0 | 2 | Parbhani |
| 0 | 2 | 0 | 0 | 0 | 0 | 0 | 2 | Hingoli |
| 0 | 2 | 0 | 1 | 0 | 0 | 0 | 3 | Beed |
| 2 | 4 | 1 | 3 | 2 | 0 | 0 | 12 | Nanded |
| 0 | 2 | 0 | 0 | 0 | 0 | 0 | 2 | Osmanabad |
| 0 | 4 | 0 | 0 | 0 | 0 | 0 | 4 | Latur |
| 0 | 2 | 0 | 0 | 0 | 0 | 0 | 2 | Buldhana |
| 0 | 3 | 0 | 6 | 0 | 0 | 0 | 9 | Akola |
| 0 | 2 | 0 | 0 | 0 | 0 | 0 | 2 | Washim |
| 3 | 6 | 1 | 9 | 0 | 0 | 0 | 19 | Amravati |
| 0 | 2 | 0 | 2 | 0 | 0 | 0 | 4 | Yavatmal |
| 0 | 4 | 0 | 0 | 0 | 0 | 0 | 4 | Wardha |
| 7 | 12 | 0 | 37 | 1 | 0 | 0 | 57 | Nagpur |
| 0 | 2 | 0 | 0 | 0 | 0 | 0 | 2 | Bhandara |
| 0 | 2 | 0 | 0 | 0 | 0 | 0 | 2 | Gondiya |
| 0 | 4 | 0 | 0 | 0 | 0 | 0 | 4 | Chandrapur |
| 0 | 1 | 0 | 0 | 0 | 0 | 0 | 1 | Gadchiroli |
| 177 | 315 | 45 | 155 | 25 | 10 | 5 | 732 | Maharashtra State |

| अ.क्र. Sr. No. (1) | जिल्हे (2) | त्रैमासिक (चौमासिके धरुन) / Quarterlies (Including four monthlies) | | | | | | | | |
|--------------------------|-------------------------|--|--------------------------|-----------------------------|---------------------------|------------------------|-----------------------|-------------------------|-----------------------|-----------------------|
| | | इंग्रजी English (40) | मराठी Marathi (41) | गुजराथी Gujarati (42) | कोंकणी Konkani (43) | हिंदी Hindi (44) | उर्दू Urdu (45) | सिंधी Sindhi (46) | इतर Others (47) | एकूण Total (48) |
| 1 | मुंबई शहर | | | | | | | | | |
| 2 | मुंबई उपनगर | 7 | 30 | 7 | -- | 7 | 3 | 0 | 2 | 56 |
| 3 | ठाणे | 2 | 4 | 2 | -- | 3 | 1 | 0 | 0 | 12 |
| 4 | रायगड | 0 | 0 | 0 | -- | 0 | 0 | 0 | 0 | 0 |
| 5 | रत्नागिरी | 0 | 0 | 0 | -- | 0 | 0 | 0 | 0 | 0 |
| 6 | सिंधुदुर्ग | 0 | 0 | 0 | -- | 0 | 0 | 0 | 0 | 0 |
| 7 | नाशिक | 1 | 2 | 0 | -- | 2 | 0 | 0 | 0 | 5 |
| 8 | धुळे | 0 | 0 | 0 | -- | 0 | 0 | 0 | 0 | 0 |
| 9 | नंदुरबार | 0 | 0 | 0 | -- | 0 | 0 | 0 | 0 | 0 |
| 10 | जळगाव | 0 | 0 | 0 | -- | 0 | 0 | 0 | 0 | 0 |
| 11 | अहमदनगर | 0 | 0 | 0 | -- | 0 | 0 | 0 | 0 | 0 |
| 12 | पुणे | 1 | 3 | 2 | -- | 3 | 1 | 0 | 0 | 10 |
| 13 | सातारा | 0 | 0 | 0 | -- | 0 | 0 | 0 | 0 | 0 |
| 14 | सांगली | 0 | 0 | 0 | -- | 0 | 0 | 0 | 0 | 0 |
| 15 | सोलापूर | 0 | 1 | 0 | -- | 0 | 0 | 0 | 0 | 1 |
| 16 | कोल्हापूर | 0 | 1 | 0 | -- | 0 | 0 | 0 | 0 | 1 |
| 17 | औरंगाबाद | 1 | 1 | 0 | -- | 0 | 1 | 0 | 0 | 3 |
| 18 | जालना | 0 | 0 | 0 | -- | 0 | 0 | 0 | 0 | 0 |
| 19 | परभणी | 0 | 0 | 0 | -- | 0 | 0 | 0 | 0 | 0 |
| 20 | हिंगोली | 0 | 0 | 0 | -- | 0 | 0 | 0 | 0 | 0 |
| 21 | बीड | 0 | 0 | 0 | -- | 0 | 1 | 0 | 0 | 1 |
| 22 | नांदेड | 0 | 0 | 2 | -- | 0 | 0 | 0 | 0 | 2 |
| 23 | उस्मानाबाद | 0 | 0 | 0 | -- | 0 | 0 | 0 | 0 | 0 |
| 24 | लातूर | 0 | 0 | 0 | -- | 0 | 0 | 0 | 0 | 0 |
| 25 | बुलढाणा | 0 | 0 | 0 | -- | 0 | 0 | 0 | 0 | 0 |
| 26 | अकोला | 0 | 0 | 0 | -- | 0 | 0 | 0 | 0 | 0 |
| 27 | वाशिम | 0 | 0 | 0 | -- | 0 | 0 | 0 | 0 | 0 |
| 28 | अमरावती | 1 | 3 | 1 | -- | 1 | 0 | 0 | 0 | 6 |
| 29 | यवतमाळ | 0 | 0 | 0 | -- | 0 | 0 | 0 | 0 | 0 |
| 30 | वर्धा | 0 | 0 | 0 | -- | 0 | 0 | 0 | 0 | 0 |
| 31 | नागपूर | 2 | 7 | 1 | -- | 3 | 0 | 0 | 0 | 13 |
| 32 | भंडारा | 0 | 0 | 0 | -- | 0 | 0 | 0 | 0 | 0 |
| 33 | गोंदिया | 0 | 0 | 0 | -- | 0 | 0 | 0 | 0 | 0 |
| 34 | चंद्रपूर | 0 | 0 | 0 | -- | 0 | 0 | 0 | 0 | 0 |
| 35 | गडचिरोली | 0 | 0 | 0 | -- | 0 | 0 | 0 | 0 | 0 |
| | महाराष्ट्र राज्य | 15 | 52 | 15 | -- | 19 | 7 | 0 | 2 | 110 |

आधार : अधिपरिक्षक, पुस्तके व प्रकाशने, महाराष्ट्र शासन, मुंबई.

TABLE NO.6.3-contd.

| वार्षिक (षण्मासिके धरून) / Annual (Including Six- monthlies) | | | | | | | | | District |
|--|------------|-----------|-----------|-----------|----------|----------|----------|------------|--------------------------|
| इंग्रजी | मराठी | गुजराथी | कोंकणी | हिंदी | उर्दू | सिंधी | इतर | एकूण | |
| English | Marathi | Gujarati | Konkani | Hindi | Urdu | Sindhi | Others | Total | |
| (49) | (50) | (51) | (53) | (54) | (54) | (55) | (57) | (58) | (2) |
| 7 | 61 | 7 | -- | 15 | 3 | 0 | 0 | 93 | Mumbai City |
| | | | | | | | | | Mumbai Suburban |
| 3 | 12 | 3 | -- | 3 | 0 | 0 | 0 | 21 | Thane |
| 0 | 1 | 0 | -- | 0 | 0 | 0 | 0 | 1 | Raigad |
| 0 | 1 | 0 | -- | 0 | 0 | 0 | 0 | 1 | Ratnagiri |
| 0 | 0 | 0 | -- | 0 | 0 | 0 | 0 | 0 | Sindhudurg |
| 0 | 16 | 0 | -- | 4 | 0 | 0 | 0 | 20 | Nashik |
| 0 | 4 | 0 | -- | 0 | 0 | 0 | 0 | 4 | Dhule |
| 0 | 2 | 0 | -- | 0 | 0 | 0 | 0 | 2 | Nandurbar |
| 0 | 6 | 0 | -- | 0 | 0 | 0 | 0 | 6 | Jalgaon |
| 0 | 4 | 0 | -- | 0 | 0 | 0 | 0 | 4 | Ahmednagar |
| 6 | 26 | 0 | -- | 5 | 0 | 0 | 0 | 37 | Pune |
| 0 | 6 | 0 | -- | 0 | 0 | 0 | 0 | 6 | Satara |
| 0 | 2 | 0 | -- | 0 | 0 | 0 | 0 | 2 | Sangli |
| 0 | 6 | 0 | -- | 0 | 0 | 0 | 0 | 6 | Solapur |
| 0 | 6 | 0 | -- | 0 | 0 | 0 | 0 | 6 | Kolhapur |
| 0 | 13 | 0 | -- | 3 | 0 | 0 | 0 | 16 | Aurangabad |
| 0 | 3 | 0 | -- | 0 | 0 | 0 | 0 | 3 | Jalna |
| 0 | 2 | 0 | -- | 0 | 0 | 0 | 0 | 2 | Parbhani |
| 0 | 2 | 0 | -- | 1 | 0 | 0 | 0 | 3 | Hingoli |
| 0 | 2 | 0 | -- | 0 | 0 | 0 | 0 | 2 | Beed |
| 0 | 7 | 0 | -- | 0 | 0 | 0 | 0 | 7 | Nanded |
| 0 | 1 | 0 | -- | 0 | 0 | 0 | 0 | 1 | Osmanabad |
| 0 | 2 | 0 | -- | 0 | 0 | 0 | 0 | 2 | Latur |
| 0 | 0 | 0 | -- | 1 | 0 | 0 | 0 | 1 | Buldhana |
| 0 | 6 | 0 | -- | 2 | 0 | 0 | 0 | 8 | Akola |
| 0 | 0 | 0 | -- | 0 | 0 | 0 | 0 | 0 | Washim |
| 0 | 18 | 0 | -- | 3 | 0 | 0 | 0 | 21 | Amravati |
| 0 | 4 | 0 | -- | 1 | 0 | 0 | 0 | 5 | Yavatmal |
| 0 | 5 | 0 | -- | 0 | 0 | 0 | 0 | 5 | Wardha |
| 1 | 21 | 1 | -- | 4 | 0 | 0 | 0 | 27 | Nagpur |
| 0 | 0 | 0 | -- | 0 | 0 | 0 | 0 | 0 | Bhandara |
| 0 | 0 | 0 | -- | 0 | 0 | 0 | 0 | 0 | Gondiya |
| 0 | 2 | 0 | -- | 1 | 0 | 0 | 0 | 3 | Chandrapur |
| 0 | 0 | 0 | -- | 0 | 0 | 0 | 0 | 0 | Gadchiroli |
| 17 | 241 | 11 | -- | 43 | 3 | 0 | 0 | 315 | Maharashtra State |

Source:- Examiner of Books and publication, Govt. of Maharashtra, Mumbai.

6. जनता संपर्क / MASS COMMUNICATION

तक्ता क्रमांक /TABLE No.6.4

प्रकाशित पुस्तके व नियतकालिके या विषयाची सांख्यिकी / Statistics of Books and Periodicals Published
(2013-14)

| अ.क्र. | प्रकाशनाचा प्रकार | इंग्रजी व इतर युरोपियन भाषा | प्रादेशिक भाषा | भारतीय प्राचीन भाषा | एकापेक्षा अधिक भाषा | एकूण | |
|---------|--|--------------------------------------|--------------------|----------------------------|---------------------------|--------------|--|
| Sr. No. | | English and other European languages | Regional languages | Indian classical languages | In more than one language | Total | Type of publication |
| (1) | (2) | (3) | (4) | (5) | (6) | (7) | (2) |
| 1 | पुस्तके (अ) मूळ लेखन | 89 | 1,010 | 0 | | 1,099 | Books (a) Original Work |
| | (ब) अनुवादित | 2 | 2 | 0 | | 4 | (b) Translation |
| | (क) एकूण | 91 | 1,012 | 0 | | 1,103 | (c) Total |
| 2 | नियतकालिके (मासिक ते वार्षिक कालावधीची) | 209 | 948 | 0 | | 1,157 | Periodicals (of periodically from monthly to yearly) |
| | एकूण प्रकाशने | 300 | 1,960 | 0 | 0 | 2,260 | Total number of Publications |

आधार : अधिपरिक्षक, पुस्तके व प्रकाशने, महाराष्ट्र शासन, मुंबई.

Source: Examiner of Books and publications, Govt. of Maharashtra, Mumbai.

6. जनता संपर्क / MASS COMMUNICATION

तक्ता क्रमांक /TABLE No.6.5

पुस्तके व नियतकालिके यांचे भाषावार वर्गीकरण / Classification of books and periodicals according to the Languages
(2013-14)

| अ.क्र. | भाषा | पुस्तके | नियतकालिके | एकूण | Languages |
|---------|---------------------|--------------|--------------|--------------|----------------------------|
| Sr. No. | | Books | Periodicals | Total | |
| (1) | (2) | (3) | (4) | (5) | (2) |
| 1 | इंग्रजी | 91 | 209 | 300 | English |
| 2 | मराठी | 982 | 608 | 1590 | Marathi |
| 3 | गुजराथी | 6 | 71 | 77 | Gujarathi |
| 4 | हिंदी | 18 | 217 | 235 | Hindi |
| 5 | सिंधी | 0 | 10 | 10 | Sindhi |
| 6 | उर्दू | 6 | 35 | 41 | Urdu |
| 7 | प्राचीन भाषा | 0 | 0 | 0 | Classical languages |
| 8 | बोली भाषा | 0 | 0 | 0 | Dialects |
| 9 | एकापेक्षा अधिक भाषा | 0 | 2 | 2 | In more than one languages |
| 10 | इतर भाषा | 0 | 7 | 7 | Other language |
| | एकूण | 1,103 | 1,159 | 2,262 | Total |

टीप :- नियतकालिकात मासिक, त्रैमासिक व वार्षिक प्रकाशनांचाच समावेश आहे.

Note:- Periodicals including monthly, quarterly and annual publications only.

आधार :- अधिपरिक्षक, पुस्तके व प्रकाशने, महाराष्ट्र शासन, मुंबई.

Source:- Examiner of Books and publications, Govt. of Maharashtra, Mumbai.

6. जनता संपर्क / MASS COMMUNICATION

तक्ता क्रमांक /TABLE No.6.6

प्रसिध्द झालेली पुस्तके व नियतकालिके यांची विषयवार वर्गवारी /
Classification of Books and periodicals published according to subjects
(2013-14)

| अ.क्र. Sr. No. | विषय (2) | पुस्तके / Books | | | | एकूण Total | Subject (2) |
|-------------------|---|-------------------------|------------------------------|---------------------------|--------------|--|----------------|
| | | शैक्षणिक Educational | अशैक्षणिक Non Educational | नियतकालिके Periodicals | | | |
| (1) | (2) | (3) | (4) | (5) | (6) | (2) | |
| 1 | कृषि | 0 | 22 | 39 | 61 | Agriculture | |
| 2 | मानवशास्त्र | 0 | 0 | 0 | 0 | Anthropology | |
| 3 | पुराणवस्तु अभ्यास | 0 | 0 | 0 | 0 | Archaeology | |
| 4 | कला व हस्तकला | 0 | 0 | 28 | 28 | Arts and Craft | |
| 5 | खगोलशास्त्र व फल ज्योतिष | 0 | 0 | 0 | 0 | Astronomy and astrology | |
| 6 | चरित्र (आठवणी धरून) | 0 | 132 | 0 | 132 | Biography (including memories) | |
| 7 | नागरीक शास्त्र | 0 | 0 | 36 | 36 | Civics | |
| 8 | वाणिज्य व उद्योगधंदे | 0 | 0 | 53 | 53 | Commerce and industry | |
| 9 | नाटक | 0 | 0 | 0 | 0 | Drama | |
| 10 | अर्थशास्त्र | 0 | 0 | 31 | 31 | Economics | |
| 11 | शिक्षण | 0 | 25 | 43 | 68 | Education | |
| 12 | तांत्रिक | 0 | 0 | 28 | 28 | Engineering | |
| 13 | मनोरंजन | 0 | 152 | 68 | 220 | Fiction | |
| 14 | खेळ | 0 | 0 | 28 | 28 | Games and Sports | |
| 15 | भूगोल | 0 | 0 | 24 | 24 | Geography | |
| 16 | आरोग्य | 0 | 0 | 41 | 41 | Health and hygiene | |
| 17 | इतिहास | 0 | 40 | 0 | 40 | History | |
| 18 | उद्योग | 0 | 0 | 35 | 35 | Industry | |
| 19 | भाषा | 0 | 20 | 36 | 56 | Languages | |
| 20 | विधी (कायदा) | 0 | 0 | 0 | 0 | Law | |
| 21 | गणित | 0 | 0 | 0 | 0 | Mathematics | |
| 22 | औषध | 0 | 60 | 35 | 95 | Medicine | |
| 23 | संकीर्ण | 0 | 352 | 372 | 724 | Miscellaneous | |
| 24 | संगीत (नृत्य धरून) | 0 | 0 | 18 | 18 | Music (including dancing) | |
| 25 | निसर्ग शिक्षण | 0 | 0 | 16 | 16 | Nature study | |
| 26 | तत्वज्ञान (मानसिक व नैतिकशास्त्र) | 0 | 10 | 15 | 25 | Philosophy (including Mental and Moral science) | |
| 27 | काव्य | 0 | 160 | 37 | 197 | Poetry | |
| 28 | राज्यशास्त्र | 0 | 0 | 39 | 39 | Political Science | |
| 29 | धर्म | 0 | 51 | 29 | 80 | Religion | |
| 30 | शास्त्र (भौतिकशास्त्र, रसायनशास्त्र, भूगर्भशास्त्र, प्राणीशास्त्र व वनस्पतीशास्त्र धरून) | 0 | 51 | 46 | 97 | Science (including Physics, Chemistry, Geology, Zoology, Botany etc.) | |
| 31 | समाजशास्त्र | 0 | 0 | 35 | 35 | Sociology | |
| 32 | प्रवास | 0 | 28 | 18 | 46 | Travel | |
| 33 | युद्ध | 0 | 0 | 0 | 0 | War | |
| एकूण | | 0 | 1,103 | 1,150 | 2,253 | Total | |

आधार : अधिपरिक्षक, पुस्तके व प्रकाशने, महाराष्ट्र शासन, मुंबई.

Source:- Examiner of Books and publications, Govt. of Maharashtra, Mumbai.

७. आरोग्य

७.१ या विभागात राज्य व केंद्र शासनाची, तसेच नगरपालिका, स्थानिक स्वराज्य संस्था यांची व खाजगी संस्थांनी शासकीय सहाय्याने चालविलेली रुग्णालये व दवाखाने यांची माहिती देण्यात आली आहे. राज्याच्या आरोग्य सेवा संचालनालय आणि जिल्हा परिषदांच्या नियंत्रणाखाली असलेल्या प्राथमिक आरोग्य केंद्रांची माहिती देखील यात समाविष्ट आहे.

7. HEALTH

7.1 Information regarding number of hospitals and dispensaries run by State and Central Government, Municipalities and Local Bodies and also private aided institutions is given in this section. Primary Health Centres under the jurisdiction of the State's Directorate of Public Health Services and Zilla Parishads are also included in the data.

7. आरोग्य /
तक्ता क्रमांक /
वैद्यकीय (विषम चिकित्सकीय) संस्थांची संख्या /
(2013-

| अ.क्र. Sr. No. | जिल्हे | रुग्णालये / Hospitals | | | | | दवाखाने / Dispensaries | | | | |
|-------------------------|-------------|-----------------------|---------------|---------------------------|----------------------------|--------------|------------------------|---------------|---------------------------|----------------------------|---------------|
| | | एकूण Total | राज्य | स्थानिक | खाजगी | | एकूण Total | राज्य | स्थानिक | खाजगी | |
| | | | शासन Govt. | संस्था Local Bodies | व इतर Pvt. and Other | इतर Other | | शासन Govt. | संस्था Local Bodies | व इतर Pvt. and Other | इतर Other |
| (1) | (2) | (3) | (4) | (5) | (6) | (7) | (8) | (9) | (10) | (11) | (12) |
| 1 | मुंबई शहर | 777 | 14 | 52 | 711 | 0 | 751 | 0 | 331 | 420 | 0 |
| 2 | मुंबई उपनगर | | | | | | | | | | |
| 3 | ठाणे | 1,095 | 27 | 24 | 1,010 | 34 | 2,411 | 19 | 86 | 1,807 | 499 |
| 4 | रायगड | 232 | 26 | 2 | 204 | 0 | 205 | 0 | 28 | 177 | 0 |
| 5 | रत्नागिरी | 163 | 16 | 3 | 134 | 10 | 899 | 2 | 6 | 513 | 378 |
| 6 | सिंधुदुर्ग | 185 | 11 | 0 | 168 | 6 | 0 | 0 | 0 | 0 | 0 |
| 7 | नाशिक | 685 | 32 | 10 | 591 | 52 | 5,497 | 0 | 31 | 4,845 | 621 |
| 8 | धुळे | 183 | 13 | 4 | 160 | 6 | 365 | 5 | 24 | 104 | 232 |
| 9 | नंदुरबार | 130 | 79 | 15 | 36 | 0 | 313 | 0 | 1 | 16 | 296 |
| 10 | जळगाव | 455 | 24 | 13 | 408 | 10 | 1,985 | 11 | 27 | 1,505 | 442 |
| 11 | अहमदनगर | 304 | 31 | 5 | 250 | 18 | 1,892 | 3 | 8 | 1,208 | 673 |
| 12 | पुणे | 494 | 49 | 39 | 330 | 76 | 648 | 6 | 68 | 0 | 574 |
| 13 | सातारा | 513 | 20 | 1 | 481 | 11 | 1,783 | 7 | 19 | 1,351 | 406 |
| 14 | सांगली | 238 | 21 | 2 | 199 | 16 | 1,329 | 18 | 10 | 978 | 323 |
| 15 | सोलापूर | 328 | 28 | 16 | 275 | 9 | 1,797 | 6 | 30 | 1,328 | 433 |
| 16 | कोल्हापूर | 600 | 23 | 1 | 567 | 9 | 1,310 | 0 | 102 | 789 | 419 |
| 17 | औरंगाबाद | 430 | 42 | 8 | 364 | 16 | 1,120 | 4 | 30 | 807 | 279 |
| 18 | जालना | 557 | 21 | 12 | 514 | 10 | 1,982 | 13 | 27 | 1,500 | 442 |
| 19 | परभणी | 151 | 11 | 0 | 140 | 0 | 650 | 0 | 37 | 396 | 217 |
| 20 | हिंगोली | 24 | 9 | 0 | 15 | 0 | 180 | 0 | 10 | 34 | 136 |
| 21 | बीड | 87 | 23 | 0 | 62 | 2 | 1,188 | 668 | 13 | 223 | 284 |
| 22 | नांदेड | 364 | 24 | 67 | 273 | 0 | 439 | 22 | 29 | 0 | 388 |
| 23 | उस्मानाबाद | 51 | 14 | 2 | 35 | 0 | 665 | 2 | 7 | 452 | 204 |
| 24 | लातूर | 221 | 14 | 1 | 200 | 6 | 426 | 1 | 8 | 165 | 252 |
| 25 | बुलढाणा | 200 | 22 | 70 | 107 | 1 | 535 | 76 | 76 | 102 | 281 |
| 26 | अकोला | 146 | 24 | 3 | 112 | 7 | 621 | 14 | 36 | 389 | 182 |
| 27 | वाशिम | 102 | 19 | 0 | 82 | 1 | 215 | 0 | 10 | 51 | 154 |
| 28 | अमरावती | 259 | 42 | 2 | 205 | 10 | 451 | 0 | 106 | 0 | 345 |
| 29 | यवतमाळ | 216 | 23 | 0 | 189 | 4 | 1,169 | 502 | 20 | 209 | 438 |
| 30 | वर्धा | 71 | 14 | 11 | 32 | 14 | 470 | 244 | 6 | 37 | 183 |
| 31 | नागपूर | 709 | 34 | 5 | 652 | 18 | 472 | 45 | 105 | 0 | 322 |
| 32 | भंडारा | 104 | 17 | 0 | 87 | 0 | 474 | 3 | 41 | 237 | 193 |
| 33 | गोंदिया | 50 | 15 | 1 | 31 | 3 | 395 | 0 | 42 | 101 | 252 |
| 34 | चंद्रपूर | 83 | 19 | 0 | 61 | 3 | 380 | 10 | 23 | 0 | 347 |
| 35 | गडचिरोली | 35 | 35 | 0 | 0 | 0 | 460 | 0 | 19 | 29 | 412 |
| महाराष्ट्र राज्य | | 10,242 | 836 | 369 | 8,685 | 352 | 33,477 | 1,681 | 1,416 | 19,773 | 10,607 |

आधार: आरोग्य सेवा संचालनालय, महाराष्ट्र शासन, पुणे

HEALTH**TABLE No. 7.1****Number of Medical (Allopathic) Institutions****-14)**

| ग्रामीण / Rural | | | | नागरी / Urban | | | | दर वैद्यकीय (रुग्णालय व दवाखाने) संस्थेमागे लोकसंख्या Population served per Medical institution (Hospital and Dispensaries) | Districts |
|------------------------|--|-------------------------|---------------|------------------------|--|-------------------------|---------------|---|--------------------------------|
| रुग्णालये Hospitals | प्राथमिक आरोग्य केन्द्रे Primary Health Centres | दवाखाने Dispensaries | एकूण Total | रुग्णालये Hospitals | प्राथमिक आरोग्य केन्द्रे Primary Health Centres | दवाखाने Dispensaries | एकूण Total | | |
| (13) | (14) | (15) | (16) | (17) | (18) | (19) | (20) | (21) | (2) |
| 0 | 0 | 0 | 0 | 777 | 0 | 751 | 1,528 | 9,402 | Mumbai City Mumbai Suburban |
| 206 | 79 | 1,361 | 1,646 | 889 | 0 | 1,050 | 1,939 | 3,258 | Thane |
| 88 | 55 | 74 | 217 | 144 | 0 | 131 | 275 | 5,439 | Raigad |
| 66 | 67 | 842 | 975 | 97 | 0 | 57 | 154 | 1,669 | Ratnagiri |
| 44 | 38 | 0 | 82 | 141 | 0 | 0 | 141 | 4,027 | Sindhudurg |
| 21 | 106 | 3,277 | 3,404 | 664 | 0 | 2,220 | 2,884 | 1,703 | Nashik |
| 11 | 41 | 104 | 156 | 172 | 0 | 261 | 433 | 3,395 | Dhule |
| 50 | 58 | 13 | 121 | 80 | 0 | 300 | 380 | 3,220 | Nandurbar |
| 17 | 77 | 873 | 967 | 438 | 0 | 1,112 | 1,550 | 1,703 | Jalgaon |
| 125 | 96 | 493 | 714 | 179 | 0 | 1,399 | 1,578 | 2,168 | Ahmednager |
| 73 | 96 | 52 | 221 | 421 | 0 | 596 | 1,017 | 7,520 | Pune |
| 345 | 71 | 194 | 610 | 168 | 0 | 1,589 | 1,757 | 1,362 | Satara |
| 60 | 59 | 102 | 221 | 178 | 0 | 1,227 | 1,405 | 1,870 | Sangli |
| 79 | 77 | 667 | 823 | 249 | 0 | 1,130 | 1,379 | 2,100 | Solapur |
| 489 | 73 | 62 | 624 | 111 | 0 | 1,248 | 1,359 | 2,100 | Kolhapur |
| 30 | 50 | 670 | 750 | 400 | 0 | 450 | 850 | 2,370 | Aurangabad |
| 16 | 40 | 1,686 | 1,742 | 541 | 0 | 296 | 837 | 744 | Jalna |
| 1 | 31 | 204 | 236 | 150 | 0 | 446 | 596 | 2,086 | Parbhani |
| 4 | 24 | 15 | 43 | 20 | 0 | 165 | 185 | 5,208 | Hingoli |
| 16 | 50 | 356 | 422 | 71 | 0 | 832 | 903 | 1,944 | Beed |
| 69 | 63 | 111 | 243 | 295 | 0 | 328 | 623 | 4,078 | Nanded |
| 22 | 42 | 249 | 313 | 29 | 0 | 416 | 445 | 2,261 | Osmanabad |
| 63 | 46 | 45 | 154 | 158 | 0 | 381 | 539 | 3,713 | Latur |
| 83 | 52 | 77 | 212 | 117 | 0 | 458 | 575 | 3,362 | Buldhana |
| 2 | 30 | 90 | 122 | 144 | 0 | 531 | 675 | 2,473 | Akola |
| 61 | 25 | 45 | 131 | 41 | 0 | 170 | 211 | 3,549 | Washim |
| 10 | 56 | 25 | 91 | 249 | 0 | 426 | 675 | 4,056 | Amravati |
| 11 | 63 | 644 | 718 | 205 | 0 | 525 | 730 | 2,026 | Yavatmal |
| 21 | 27 | 261 | 309 | 50 | 0 | 209 | 259 | 2,521 | Wardha |
| 12 | 49 | 262 | 323 | 697 | 0 | 210 | 907 | 4,060 | Nagpur |
| 39 | 33 | 68 | 140 | 65 | 0 | 406 | 471 | 2,090 | Bhandara |
| 18 | 39 | 109 | 166 | 32 | 0 | 286 | 318 | 2,770 | Gondiya |
| 7 | 58 | 91 | 156 | 76 | 0 | 289 | 365 | 4,712 | Chandrapur |
| 35 | 45 | 93 | 173 | 0 | 0 | 367 | 367 | 2,214 | Gadchiroli |
| 2,194 | 1,816 | 13,215 | 17,225 | 8,048 | 0 | 20,262 | 28,310 | 2,607 | Maharashtra State |

Source: Directorate of Health Services, Govt. of Maharashtra, Pune

7. आरोग्य / HEALTH

तक्ता क्रमांक / TABLE No.7.2

आयुर्वेदिक, युनानी व होमियोपॅथिक संस्थांची संख्या / Number of Ayurvedic, Unani and Homeopathic institutions
(2013-14)

| अ.क्र. Sr. No. | जिल्हे (2) | आयुर्वेदिक / Ayurvedic | | | | युनानी / Unani | | | | होमियोपॅथिक / Homoeopathic | | | | एकूण बेरीज Grand Total | एकूण बेरीज Grand Total | Districts (2) |
|-------------------|---------------|---------------------------------|--------------------------------------|--------------|---------------|---------------------------------|--------------------------------------|--------------|---------------|---------------------------------|--------------------------------------|--------------|---------------|---------------------------------|---------------------------------|------------------|
| | | राज्य शासन State Govt. | स्थानिक संस्था Local Bodies | इतर Other | एकूण Total | राज्य शासन State Govt. | स्थानिक संस्था Local Bodies | इतर Other | एकूण Total | राज्य शासन State Govt. | स्थानिक संस्था Local Bodies | इतर Other | एकूण Total | | | |
| (1) | (2) | (3) | (4) | (5) | (6) | (7) | (8) | (9) | (10) | (11) | (12) | (13) | (14) | (15) | (15) | (2) |
| 1 | मुंबई शहर | 1 | 4 | 165 | 170 | 0 | 2 | 5 | 7 | 0 | 0 | 130 | 130 | 307 | 307 | Mumbai City |
| 2 | मुंबई उपनगर | | | | | | | | | | | | | | | Mumbai Suburban |
| 3 | ठाणे | 0 | 10 | 720 | 730 | 0 | 0 | 28 | 28 | 0 | 0 | 400 | 400 | 1158 | 1158 | Thane |
| 4 | रायगड | 0 | 0 | 1 | 1 | 0 | 0 | 0 | 0 | 0 | 0 | 2 | 2 | 3 | 3 | Raigad |
| 5 | रत्नागिरी | 0 | 6 | 284 | 290 | 0 | 0 | 3 | 3 | 0 | 0 | 151 | 151 | 444 | 444 | Ratnagiri |
| 6 | सिंधुदुर्ग | 0 | 0 | 5 | 5 | 0 | 0 | 0 | 0 | 0 | 0 | 5 | 5 | 10 | 10 | Sindhudurg |
| 7 | नाशिक | 0 | 11 | 222 | 233 | 0 | 0 | 17 | 17 | 0 | 0 | 127 | 127 | 377 | 377 | Nashik |
| 8 | धुळे | 0 | 14 | 66 | 80 | 0 | 0 | 0 | 0 | 0 | 0 | 0 | 0 | 80 | 80 | Dhule |
| 9 | नंदुरबार | 0 | 14 | 20 | 34 | 0 | 0 | 0 | 0 | 0 | 0 | 0 | 0 | 34 | 34 | Nandurbar |
| 10 | जळगाव | 0 | 21 | 575 | 596 | 0 | 1 | 29 | 30 | 0 | 0 | 640 | 640 | 1266 | 1266 | Jalgaon |
| 11 | अहमदनगर | 0 | 2 | 490 | 492 | 0 | 0 | 11 | 11 | 0 | 0 | 367 | 367 | 870 | 870 | Ahmednager |
| 12 | पुणे | 0 | 25 | 88 | 113 | 0 | 0 | 1 | 1 | 0 | 0 | 95 | 95 | 209 | 209 | Pune |
| 13 | सातारा | 0 | 18 | 445 | 463 | 0 | 0 | 8 | 8 | 0 | 0 | 366 | 366 | 837 | 837 | Satara |
| 14 | सांगली | 14 | 2 | 509 | 525 | 0 | 0 | 0 | 0 | 0 | 0 | 171 | 171 | 696 | 696 | Sangli |
| 15 | सोलापूर | 0 | 8 | 44 | 52 | 0 | 0 | 0 | 0 | 0 | 0 | 18 | 18 | 70 | 70 | Solapur |
| 16 | कोल्हापूर | 0 | 17 | 201 | 218 | 0 | 0 | 3 | 3 | 0 | 0 | 345 | 345 | 566 | 566 | Kolhapur |
| 17 | औरंगाबाद | 21 | 8 | 316 | 345 | 0 | 6 | 2 | 8 | 0 | 0 | 285 | 285 | 638 | 638 | Aurangabad |
| 18 | जालना | 0 | 21 | 38 | 59 | 0 | 4 | 5 | 9 | 0 | 0 | 6 | 6 | 74 | 74 | Jalna |

तक्ता क्रमांक / TABLE No.7.2 contd....

| (1) | (2) | (3) | (4) | (5) | (6) | (7) | (8) | (9) | (10) | (11) | (12) | (13) | (14) | (15) | (2) |
|-------------------------|------------|------------|------------|--------------|--------------|----------|-----------|------------|------------|----------|-----------|--------------|--------------|---------------|--------------------------|
| 19 | परभणी | 0 | 4 | 196 | 200 | 0 | 2 | 0 | 2 | 0 | 0 | 74 | 74 | 276 | Parbhani |
| 20 | हिंगोली | 0 | 3 | 0 | 3 | 0 | 0 | 0 | 0 | 0 | 0 | 0 | 0 | 3 | Hingoli |
| 21 | बीड | 0 | 8 | 96 | 104 | 0 | 5 | 0 | 5 | 0 | 0 | 135 | 135 | 244 | Beed |
| 22 | नांदेड | 2 | 7 | 271 | 280 | 0 | 6 | 0 | 6 | 0 | 0 | 0 | 0 | 286 | Nanded |
| 23 | उस्मानाबाद | 1 | 5 | 291 | 297 | 0 | 2 | 0 | 2 | 0 | 0 | 0 | 0 | 299 | Osmanabad |
| 24 | लातूर | 1 | 7 | 131 | 139 | 0 | 1 | 4 | 5 | 0 | 0 | 33 | 33 | 177 | Latur |
| 25 | बुलढाणा | 70 | 70 | 0 | 140 | 0 | 0 | 0 | 0 | 0 | 0 | 0 | 0 | 140 | Buldhana |
| 26 | अकोला | 0 | 27 | 125 | 152 | 0 | 0 | 0 | 0 | 0 | 0 | 149 | 149 | 301 | Akola |
| 27 | वाशिम | 0 | 179 | 6 | 185 | 0 | 0 | 0 | 0 | 0 | 0 | 6 | 6 | 191 | Washim |
| 28 | अमरावती | 0 | 67 | 3 | 70 | 0 | 2 | 0 | 2 | 0 | 2 | 3 | 5 | 77 | Amravati |
| 29 | यवतमाळ | 0 | 20 | 34 | 54 | 0 | 0 | 0 | 0 | 0 | 0 | 24 | 24 | 78 | Yavatmal |
| 30 | वर्धा | 12 | 12 | 7 | 31 | 1 | 1 | 0 | 2 | 1 | 0 | 2 | 3 | 36 | Wardha |
| 31 | नागपूर | 1 | 47 | 1 | 49 | 0 | 3 | 0 | 3 | 0 | 5 | 1 | 6 | 58 | Nagpur |
| 32 | भंडारा | 0 | 37 | 11 | 48 | 0 | 0 | 0 | 0 | 0 | 0 | 60 | 60 | 108 | Bhandara |
| 33 | गोंदिया | 0 | 33 | 29 | 62 | 0 | 0 | 0 | 0 | 0 | 3 | 40 | 43 | 105 | Gondiya |
| 34 | चंद्रपूर | 8 | 10 | 0 | 18 | 0 | 0 | 0 | 0 | 0 | 0 | 0 | 0 | 18 | Chandrapur |
| 35 | गडचिरोली | 0 | 10 | 0 | 10 | 0 | 0 | 0 | 0 | 0 | 0 | 0 | 0 | 10 | Gadchiroli |
| महाराष्ट्र राज्य | | 131 | 727 | 5,390 | 6,248 | 1 | 35 | 116 | 152 | 1 | 10 | 3,635 | 3,646 | 10,046 | Maharashtra State |

आधार : आरोग्य सेवा संचालनालय, महाराष्ट्र शासन, पुणे

Source: Directorate of Health Services, Govt. of Maharashtra, Pune

7. आरोग्य / HEALTH
तक्ता क्रमांक / TABLE No.7.3
वैद्यकीय संस्थांमधील खाटांची संख्या / Number of beds in medical institutions
(2013-14)

| अ.क्र. Sr. No. | जिल्हे | Beds installed / खाटांची संख्या | | | | Beds in / खाटांची संख्या | | Beds for / खाटांची संख्या | | Districts |
|-----------------------------|-------------|------------------------------------|---|------------------------------|-----------------|-----------------------------|------------------------|------------------------------|--------------------|------------------------------|
| | | रुग्णालये Hospitals | प्राथमिक आरोग्य केन्द्रे Primary Health Centres | दवाखाने Dispen- saries | एकूण Total | ग्रामीण Rural area | नागरी Urban area | पुरुष Male | स्त्रिया Female | |
| (1) | (2) | (3) | (4) | (5) | (6) | (7) | (8) | (9) | (10) | (2) |
| 1 | मुंबई शहर | 37,115 | 0 | 0 | 37,115 | 0 | 37,115 | 14,835 | 22,253 | Mumbai City |
| 2 | मुंबई उपनगर | | | | | | | | | Mumbai Suburban |
| 3 | ठाणे | 12,578 | 462 | 46 | 13,086 | 1,221 | 11,865 | 5,234 | 7,852 | Thane |
| 4 | रायगड | 3,639 | 330 | 0 | 3,969 | 1,389 | 2,580 | 1,588 | 2,381 | Raigad |
| 5 | रत्नागिरी | 2,673 | 402 | 0 | 3,075 | 1,239 | 1,836 | 1,230 | 1,845 | Ratnagiri |
| 6 | सिंधुदुर्ग | 1,850 | 228 | 0 | 2,078 | 967 | 1,111 | 831 | 1,247 | Sindhudurg |
| 7 | नाशिक | 5,023 | 898 | 5,129 | 11,050 | 1,386 | 9,664 | 4,420 | 6,630 | Nashik |
| 8 | धुळे | 3,696 | 322 | 24 | 4,042 | 683 | 3,359 | 1,617 | 2,425 | Dhule |
| 9 | नंदुरबार | 870 | 348 | 0 | 1,218 | 788 | 430 | 487 | 731 | Nandurbar |
| 10 | जळगाव | 6,687 | 462 | 211 | 7,360 | 1,345 | 6,015 | 2,944 | 4,416 | Jalgaon |
| 11 | अहमदनगर | 5,708 | 576 | 20 | 6,304 | 3,064 | 3,240 | 2,522 | 3,782 | Ahmadnager |
| 12 | पुणे | 15,004 | 576 | 40 | 15,620 | 2,990 | 12,630 | 6,248 | 9,372 | Pune |
| 13 | सातारा | 7,052 | 682 | 215 | 7,949 | 4,346 | 3,603 | 3,180 | 4,769 | Satara |
| 14 | सांगली | 2,600 | 354 | 1,901 | 4,855 | 2,668 | 2,187 | 1,942 | 2,913 | Sangli |
| 15 | सोलापूर | 5,458 | 462 | 0 | 5,905 | 1,102 | 4,818 | 2,368 | 3,552 | Solapur |
| 16 | कोल्हापूर | 5,850 | 438 | 2,349 | 8,637 | 6,115 | 2,522 | 3,455 | 5,182 | Kolhapur |
| 17 | औरंगाबाद | 8,262 | 300 | 0 | 8,562 | 1,184 | 7,378 | 3,425 | 5,137 | Aurangabad |
| 18 | जालना | 7,879 | 240 | 0 | 8,119 | 678 | 7,441 | 3,248 | 4,871 | Jalna |
| 19 | परभणी | 1,500 | 186 | 186 | 1,872 | 795 | 1,077 | 749 | 1,123 | Parbhani |
| 20 | हिंगोली | 240 | 168 | 269 | 677 | 332 | 345 | 271 | 406 | Hingoli |
| 21 | बीड | 3,607 | 400 | 0 | 4,007 | 1,334 | 2,673 | 1,603 | 2,404 | Beed |
| 22 | नांदेड | 5,385 | 429 | 374 | 6,188 | 1,432 | 4,756 | 2,475 | 3,713 | Nanded |
| 23 | उस्मानाबाद | 1,112 | 252 | 0 | 1,364 | 499 | 865 | 546 | 818 | Osmanabad |
| 24 | लातूर | 3,312 | 276 | 141 | 3,729 | 766 | 2,963 | 1,492 | 2,237 | Latur |
| 25 | बुलढाणा | 2,100 | 520 | 800 | 3,420 | 1,306 | 2,114 | 1,368 | 2,052 | Buldhana |
| 26 | अकोला | 2,995 | 180 | 16 | 3,191 | 256 | 2,935 | 1,276 | 1,915 | Akola |
| 27 | वाशिम | 914 | 150 | 0 | 1,064 | 322 | 742 | 426 | 638 | Washim |
| 28 | अमरावती | 4,336 | 336 | 40 | 4,712 | 1,290 | 3,422 | 1,885 | 2,827 | Amravati |
| 29 | यवतमाळ | 2,475 | 378 | 10 | 2,863 | 733 | 2,130 | 1,145 | 1,718 | Yavatmal |
| 30 | वर्धा | 2,814 | 162 | 162 | 3,138 | 1,370 | 1,768 | 1,255 | 1,883 | Wardha |
| 31 | नागपूर | 7,030 | 294 | 0 | 7,324 | 1,754 | 5,570 | 2,930 | 4,394 | Nagpur |
| 32 | भंडारा | 1,450 | 198 | 0 | 1,648 | 576 | 1,072 | 659 | 989 | Bhandara |
| 33 | गोंदिया | 793 | 312 | 0 | 1,105 | 582 | 523 | 442 | 663 | Gondiya |
| 34 | चंद्रपूर | 1,596 | 348 | 0 | 1,944 | 628 | 1,316 | 778 | 1,166 | Chandrapur |
| 35 | गडचिरोली | 646 | 270 | 403 | 1,319 | 1,018 | 301 | 528 | 791 | Gadchiroli |
| महाराष्ट्र राज्य | | 1,74,249 | 11,939 | 12,336 | 1,98,524 | 46,158 | 1,52,366 | 79,402 | 1,19,095 | Maharashtra State |

आधार: आरोग्य सेवा संचालनालय, महाराष्ट्र शासन, पुणे

Source: Directorate of Health Services, Govt. of Maharashtra, Pune

7. आरोग्य / HEALTH

तक्ता क्रमांक / TABLE No.7.4

सार्वजनिक आणि सार्वजनिक सहाय्यित संस्थाकडून मिळणाऱ्या वैद्यकीय सुविधा /
Medical facilities available through Public and Public aided Institutions
(2013-14)

| अ.क्र. Sr. No. | जिल्हे | रुग्णालये Hospitals | प्राथमिक आरोग्य केंद्रे Primary Health Centres | दवाखाने Dispen- saries | प्राथमिक आरोग्य पथके Primary Health Units | क्षयरोग रुग्णालये आणि रुग्ण चिकित्सालये TB Hospitals and Clinics | सर्व संस्थातील खाटांची संख्या No. of beds in all Institutions | Districts |
|-------------------------|-------------|------------------------|--|------------------------------|--|--|--|--------------------------|
| (1) | (2) | (3) | (4) | (5) | (6) | (7) | (8) | (2) |
| 1 | मुंबई शहर | 777 | 0 | 751 | 0 | 23 | 37,115 | Mumbai City |
| 2 | मुंबई उपनगर | | | | | | | Mumbai Suburban |
| 3 | ठाणे | 1,095 | 79 | 2,411 | 23 | 1 | 13,086 | Thane |
| 4 | रायगड | 232 | 55 | 205 | 3 | 5 | 3,969 | Raigad |
| 5 | रत्नागिरी | 163 | 67 | 899 | 0 | 4 | 3,075 | Ratnagiri |
| 6 | सिंधुदुर्ग | 185 | 38 | 0 | 0 | 0 | 2,078 | Sindhudurg |
| 7 | नाशिक | 685 | 106 | 5,497 | 9 | 9 | 11,050 | Nashik |
| 8 | धुळे | 183 | 41 | 365 | 0 | 1 | 4,042 | Dhule |
| 9 | नंदुरबार | 130 | 58 | 313 | 6 | 0 | 1,218 | Nandurbar |
| 10 | जळगाव | 455 | 77 | 1,985 | 0 | 1 | 7,360 | Jalgaon |
| 11 | अहमदनगर | 304 | 96 | 1,892 | 5 | 2 | 6,304 | Ahmednager |
| 12 | पुणे | 494 | 96 | 648 | 8 | 1 | 15,620 | Pune |
| 13 | सातारा | 513 | 71 | 1,783 | 6 | 3 | 7,949 | Satara |
| 14 | सांगली | 238 | 59 | 1,329 | 2 | 0 | 4,855 | Sangli |
| 15 | सोलापूर | 328 | 77 | 1,797 | 1 | 1 | 5,920 | Solapur |
| 16 | कोल्हापूर | 600 | 73 | 1,310 | 6 | 2 | 8,637 | Kolhapur |
| 17 | औरंगाबाद | 430 | 50 | 1,120 | 0 | 1 | 8,562 | Aurangabad |
| 18 | जालना | 557 | 40 | 1,982 | 2 | 0 | 8,119 | Jalna |
| 19 | परभणी | 151 | 31 | 650 | 4 | 1 | 1,872 | Parbhani |
| 20 | हिंगोली | 24 | 24 | 180 | 5 | 0 | 677 | Hingoli |
| 21 | बीड | 87 | 50 | 1,188 | 4 | 1 | 4,007 | Beed |
| 22 | नांदेड | 364 | 63 | 439 | 16 | 1 | 6,188 | Nanded |
| 23 | उस्मानाबाद | 51 | 42 | 665 | 0 | 1 | 1,364 | Osmanabad |
| 24 | लातूर | 221 | 46 | 426 | 6 | 1 | 3,729 | Latur |
| 25 | बुलढाणा | 200 | 52 | 535 | 0 | 2 | 3,420 | Buldhana |
| 26 | अकोला | 146 | 30 | 621 | 0 | 1 | 3,191 | Akola |
| 27 | वाशिम | 102 | 25 | 215 | 1 | 1 | 1,064 | Washim |
| 28 | अमरावती | 259 | 56 | 451 | 20 | 1 | 4,712 | Amravati |
| 29 | यवतमाळ | 216 | 63 | 1,169 | 5 | 1 | 2,863 | Yavatmal |
| 30 | वर्धा | 71 | 27 | 470 | 6 | 1 | 3,138 | Wardha |
| 31 | नागपूर | 709 | 49 | 472 | 3 | 2 | 7,324 | Nagpur |
| 32 | भंडारा | 104 | 33 | 474 | 0 | 1 | 1,648 | Bhandara |
| 33 | गोर्दिया | 50 | 39 | 395 | 8 | 1 | 1,105 | Gondia |
| 34 | चंद्रपूर | 83 | 58 | 380 | 8 | 1 | 1,944 | Chandrapur |
| 35 | गडचिरोली | 35 | 45 | 460 | 36 | 21 | 1,319 | Gadchiroli |
| महाराष्ट्र राज्य | | 10,242 | 1,816 | 33,477 | 193 | 92 | 1,98,524 | Maharashtra State |

आधार: आरोग्य सेवा संचालनालय, महाराष्ट्र शासन, पुणे

Source: Directorate of Health Services, Govt. of Maharashtra, Pune

८. कुटुंब कल्याण :

८.१ कुटुंब कल्याण केंद्राच्या आकडेवारीत फिरत्या कुटुंब कल्याण केंद्रांचाही समावेश आहे. ह्या केंद्रामध्ये नसबंदी शस्त्रक्रिया, लूप बसविणे व कुटुंब कल्याण साधनांचे वाटप करणे इत्यादी कामे नियमितपणे चालतात. पुरुष नसबंदीस इंग्रजीत व्हॅसेक्टॉमी म्हणतात, तर स्त्री नसबंदीस ट्युबेक्टॉमी म्हणतात. 'लूप' हे साधन स्त्रियांसाठी असून त्यांचा उपयोग पाळणा लांबविण्याकरिता किंवा थांबविण्याकरिता होतो.

8. FAMILY WELFARE:

8.1 The information of family welfare centres also include Mobile Family Welfare Centres. Sterilisation, I.U.C.D. insertions and distribution of conventional contraceptives are done regularly in these centres. The sterilisation operation performed on male is called vasectomy and that on female is called tubectomy. I.U.C.D. device is meant for women and is used for spacing as well as for stopping of births.

8. कुटुंब कल्याण / FAMILY WELFARE

तक्ता क्र. / TABLE No. 8.1

कुटुंब कल्याण केंद्रांची / चिकित्सालयांची संख्या/ Number of family welfare centres / clinics
(2013-14)

| अनु.क्र. | जिल्हे | एकूण | ग्रामीण | नागरी | शासकीय | इतर संस्था | Districts |
|----------|-------------------------|--------------|--------------|------------|--------------|--------------|--------------------------|
| Sr.No. | | Total | Rural | Urban | Govt. | Other bodies | |
| (1) | (2) | (3) | (4) | (5) | (6) | (9) | (2) |
| 1 | मुंबई शहर | 74 | 0 | 74 | 0 | 74 | Mumbai City |
| 2 | मुंबई उपनगर | 0 | 0 | 0 | 0 | 0 | Mumbai Suburban |
| 3 | ठाणे | 141 | 78 | 63 | 102 | 39 | Thane |
| 4 | रायगड | 67 | 52 | 15 | 66 | 1 | Raigad |
| 5 | रत्नागिरी | 80 | 67 | 13 | 80 | 0 | Ratnagiri |
| 6 | सिंधुदुर्ग | 49 | 38 | 11 | 48 | 1 | Sindhudurg |
| 7 | नाशिक | 148 | 103 | 45 | 132 | 16 | Nashik |
| 8 | धुळे | 56 | 41 | 15 | 49 | 7 | Dhule |
| 9 | नंदुरबार | 74 | 58 | 16 | 73 | 1 | Nandurbar |
| 10 | जळगाव | 120 | 77 | 43 | 99 | 21 | Jalgaon |
| 11 | अहमदनगर | 128 | 96 | 32 | 122 | 6 | Ahmednagar |
| 12 | पुणे | 150 | 96 | 54 | 121 | 29 | Pune |
| 13 | सातारा | 90 | 71 | 19 | 89 | 1 | Satara |
| 14 | सांगली | 94 | 59 | 35 | 74 | 20 | Sangli |
| 15 | सोलापूर | 115 | 77 | 38 | 93 | 22 | Solapur |
| 16 | कोल्हापूर | 111 | 73 | 38 | 93 | 18 | Kolhapur |
| 17 | औरंगाबाद | 71 | 50 | 21 | 63 | 8 | Aurangabad |
| 18 | जालना | 56 | 40 | 16 | 51 | 5 | Jalna |
| 19 | परभणी | 51 | 31 | 20 | 41 | 10 | Parbhani |
| 20 | हिंगोली | 29 | 24 | 5 | 29 | 0 | Hingoli |
| 21 | बीड | 66 | 50 | 16 | 65 | 1 | Beed |
| 22 | नांदेड | 88 | 65 | 23 | 82 | 6 | Nanded |
| 23 | उस्मानाबाद | 54 | 42 | 12 | 53 | 1 | Osmanabad |
| 24 | लातूर | 75 | 46 | 29 | 59 | 16 | Latur |
| 25 | बुलढाणा | 68 | 52 | 16 | 68 | 0 | Buldhana |
| 26 | अकोला | 43 | 30 | 13 | 37 | 6 | Akola |
| 27 | वाशिम | 33 | 25 | 8 | 33 | 0 | Washim |
| 28 | अमरावती | 80 | 56 | 24 | 71 | 9 | Amravati |
| 29 | यवतमाळ | 82 | 63 | 19 | 80 | 2 | Yavatmal |
| 30 | वर्धा | 38 | 27 | 11 | 36 | 2 | Wardha |
| 31 | नागपूर | 89 | 49 | 40 | 61 | 28 | Nagpur |
| 32 | भंडारा | 43 | 33 | 10 | 43 | 0 | Bhandara |
| 33 | गोंदिया | 56 | 39 | 17 | 52 | 4 | Gondiya |
| 34 | चंद्रपूर | 78 | 58 | 20 | 72 | 6 | Chandrapur |
| 35 | गडचिरोली | 59 | 45 | 14 | 58 | 1 | Gadchiroli |
| | महाराष्ट्र राज्य | 2,656 | 1,811 | 845 | 2,295 | 361 | Maharashtra State |

आधार :- आरोग्य सेवा संचालनालय, (कुटुंब कल्याण, माता बाल संगोपन व शालेय आरोग्य), महाराष्ट्र शासन, पुणे.

Source :- Directorate of Health Services, (Family Welfare, MCH & SH) Government of Maharashtra, Pune.

8. कुटुंब कल्याण / FAMILY WELFARE

तक्ता क्र. /TABLE No. 8.2

महाराष्ट्रातील कुटुंब कल्याण कार्यक्रम / Family welfare Programme in Maharashtra
(2013-14)

| अनु.क्र. Sr.No. | जिल्हे (2) | ऐच्छिक नसबंदी शस्त्रक्रिया संख्या No. of Voluntary sterilization Operation | | बसविलेल्या लुपांची संख्या No. of I.U.C.D. | | Districts (2) |
|-------------------------|---------------|---|-----------------------|--|-----------------------|--------------------------|
| | | ध्येय Targets | साध्य Achievements | ध्येय Targets | साध्य Achievements | |
| | | (3) | (4) | (5) | (6) | |
| 1 | मुंबई शहर | 48,900 | 32,365 | 69,878 | 57,452 | Mumbai City |
| 2 | मुंबई उपनगर | | | | | Mumbai Suburban |
| 3 | ठाणे | 23,800 | 20,658 | 13,067 | 17,805 | Thane |
| 4 | रायगड | 11,100 | 9,376 | 9,706 | 7,342 | Raigad |
| 5 | रत्नागिरी | 7,200 | 6,420 | 8,413 | 7,601 | Ratnagiri |
| 6 | सिंधुदुर्ग | 3,350 | 2,461 | 5,780 | 4,498 | Sindhudurg |
| 7 | नाशिक | 33,350 | 30,924 | 18,278 | 13,870 | Nashik |
| 8 | धुळे | 11,700 | 10,702 | 7,609 | 7,203 | Dhule |
| 9 | नंदुरबार | 9,000 | 7,210 | 3,291 | 2,514 | Nandurbar |
| 10 | जळगाव | 24,200 | 20,581 | 15,685 | 15,347 | Jalgaon |
| 11 | अहमदनगर | 26,600 | 23,358 | 26,849 | 27,645 | Ahmednagar |
| 12 | पुणे | 51,350 | 46,838 | 33,117 | 33,340 | Pune |
| 13 | सातारा | 19,100 | 19,556 | 12,032 | 13,546 | Satara |
| 14 | सांगली | 15,700 | 15,512 | 19,096 | 17,555 | Sangli |
| 15 | सोलापूर | 24,750 | 23,589 | 20,334 | 19,780 | Solapur |
| 16 | कोल्हापूर | 22,250 | 22,425 | 27,774 | 25,839 | Kolhapur |
| 17 | औरंगाबाद | 17,850 | 14,971 | 14,496 | 14,692 | Aurangabad |
| 18 | जालना | 11,300 | 8,315 | 8,330 | 7,784 | Jalna |
| 19 | परभणी | 9,600 | 7,920 | 7,946 | 6,085 | Parbhani |
| 20 | हिंगोली | 7,600 | 7,862 | 3,332 | 2,521 | Hingoli |
| 21 | बीड | 14,600 | 10,918 | 14,150 | 14,515 | Beed |
| 22 | नांदेड | 20,300 | 23,460 | 8,164 | 8,248 | Nanded |
| 23 | उस्मानाबाद | 9,100 | 7,393 | 5,281 | 5,287 | Osmanabad |
| 24 | लातूर | 16,100 | 16,746 | 9,416 | 8,866 | Latur |
| 25 | बुलढाणा | 14,000 | 12,872 | 8,066 | 7,647 | Buldhana |
| 26 | अकोला | 9,700 | 9,993 | 6,704 | 6,190 | Akola |
| 27 | वाशिम | 6,600 | 6,516 | 4,090 | 3,567 | Washim |
| 28 | अमरावती | 14,200 | 13,799 | 11,268 | 9,113 | Amravati |
| 29 | यवतमाळ | 15,600 | 13,166 | 10,559 | 9,820 | Yavatmal |
| 30 | वर्धा | 7,100 | 8,213 | 7,082 | 6,141 | Wardha |
| 31 | नागपूर | 20,600 | 16,066 | 20,886 | 14,065 | Nagpur |
| 32 | भंडारा | 6,100 | 6,108 | 4,018 | 2,851 | Bhandara |
| 33 | गोंदिया | 9,100 | 8,952 | 4,267 | 3,631 | Gondiya |
| 34 | चंद्रपूर | 11,600 | 12,295 | 9,259 | 7,564 | Chandrapur |
| 35 | गडचिरोली | 6,600 | 6,693 | 1,777 | 2,046 | Gadchiroli |
| महाराष्ट्र राज्य | | 5,60,000 | 5,04,233 | 4,50,000 | 4,11,970 | Maharashtra State |

आधार :- आरोग्य सेवा संचालनालय, (कुटुंब कल्याण, माता बाल संगोपन व शालेय आरोग्य), महाराष्ट्र शासन, पुणे.

Source :- Directorate of Health Services, (Family Welfare, MCH & SH) Government of Maharashtra, Pune.

8. कुटुंब कल्याण / FAMILY WELFARE

तक्ता क्र. /TABLE No. 8.3

कार्यरत असलेल्या कुटुंब कल्याण केंद्रांची संख्या व त्यांचे कार्य / Number of Family welfare Centres operating and work done (2013-14)

| अनु.क्र. Sr. No. | जिल्हे (2) | ३१ मार्च, २०१४ रोजी केंद्रांची संख्या No. of Centres as on 31 st Mar, 2014 | नसबंदी शस्त्रक्रियांची संख्या No. of Sterilization Operations done | | | बसविलेल्या लुपांची संख्या No. of I.U.C.D insertions performed | Districts (2) |
|-------------------------|---------------|--|---|----------------------------|-----------------|--|--------------------------|
| | | | पुरुष नसबंदी Vasectomy | स्त्री नसबंदी Tubectomy | एकूण Total | | |
| (1) | (2) | (3) | (4) | (5) | (6) | (7) | (2) |
| 1 | मुंबई शहर | 74 | 762 | 31,603 | 32,365 | 57,452 | Mumbai City |
| 2 | मुंबई उपनगर | | | | | | Mumbai Suburban |
| 3 | ठाणे | 141 | 485 | 20,173 | 20,658 | 17,805 | Thane |
| 4 | रायगड | 67 | 40 | 9,336 | 9,376 | 7,342 | Raigad |
| 5 | रत्नागिरी | 80 | 41 | 6,379 | 6,420 | 7,601 | Ratnagiri |
| 6 | सिंधुदुर्ग | 49 | 30 | 2,431 | 2,461 | 4,498 | Sindhudurg |
| 7 | नाशिक | 148 | 1,575 | 29,349 | 30,924 | 13,870 | Nashik |
| 8 | धुळे | 56 | 422 | 10,280 | 10,702 | 7,203 | Dhule |
| 9 | नंदुरबार | 74 | 918 | 6,292 | 7,210 | 2,514 | Nandurbar |
| 10 | जळगाव | 120 | 292 | 20,289 | 20,581 | 15,347 | Jalgaon |
| 11 | अहमदनगर | 128 | 117 | 23,241 | 23,358 | 27,645 | Ahmednagar |
| 12 | पुणे | 150 | 511 | 46,327 | 46,838 | 33,340 | Pune |
| 13 | सातारा | 90 | 570 | 18,986 | 19,556 | 13,546 | Satara |
| 14 | सांगली | 94 | 42 | 15,470 | 15,512 | 17,555 | Sangli |
| 15 | सोलापूर | 115 | 69 | 23,520 | 23,589 | 19,780 | Solapur |
| 16 | कोल्हापूर | 111 | 763 | 21,662 | 22,425 | 25,839 | Kolhapur |
| 17 | औरंगाबाद | 71 | 97 | 14,874 | 14,971 | 14,692 | Aurangabad |
| 18 | जालना | 56 | 8 | 8,307 | 8,315 | 7,784 | Jalna |
| 19 | परभणी | 51 | 35 | 7,885 | 7,920 | 6,085 | Parbhani |
| 20 | हिंगोली | 29 | 20 | 7,842 | 7,862 | 2,521 | Hingoli |
| 21 | बीड | 66 | 286 | 10,632 | 10,918 | 14,515 | Beed |
| 22 | नांदेड | 88 | 71 | 23,389 | 23,460 | 8,248 | Nanded |
| 23 | उस्मानाबाद | 54 | 8 | 7,385 | 7,393 | 5,287 | Osmanabad |
| 24 | लातूर | 75 | 161 | 16,585 | 16,746 | 8,866 | Latur |
| 25 | बुलढाणा | 68 | 359 | 12,513 | 12,872 | 7,647 | Buldhana |
| 26 | अकोला | 43 | 552 | 9,441 | 9,993 | 6,190 | Akola |
| 27 | वाशिम | 33 | 2 | 6,514 | 6,516 | 3,567 | Washim |
| 28 | अमरावती | 80 | 845 | 12,954 | 13,799 | 9,113 | Amravati |
| 29 | यवतमाळ | 82 | 88 | 13,078 | 13,166 | 9,820 | Yavatmal |
| 30 | वर्धा | 38 | 254 | 7,959 | 8,213 | 6,141 | Wardha |
| 31 | नागपूर | 89 | 390 | 15,676 | 16,066 | 14,065 | Nagpur |
| 32 | भंडारा | 43 | 1,231 | 4,877 | 6,108 | 2,851 | Bhandara |
| 33 | गोंदिया | 56 | 2,123 | 6,829 | 8,952 | 3,631 | Gondiya |
| 34 | चंद्रपूर | 78 | 967 | 11,328 | 12,295 | 7,564 | Chandrapur |
| 35 | गडचिरोली | 59 | 3,231 | 3,462 | 6,693 | 2,046 | Gadchiroli |
| महाराष्ट्र राज्य | | 2,656 | 17,365 | 4,86,868 | 5,04,233 | 4,11,970 | Maharashtra State |

आधार :- आरोग्य सेवा संचालनालय, (कुटुंब कल्याण, माता बाल संगोपन व शालेय आरोग्य), महाराष्ट्र शासन, पुणे.

Source: - Directorate of Health Services, (Family Welfare, MCH & SH) Government of Maharashtra, Pune.

९. समाज कल्याण सेवा :

९.१ या विभागात आर्थिकदृष्ट्या दुर्बल घटकांना वितरित करण्यात आलेली कर्जे व अनुदाने ह्या संबंधीची माहिती दिली आहे.

9. SOCIAL WELFARE SERVICES :

9.1 Information of loans and grants disbursed to economically weaker sections is given in this section.

9. समाज कल्याण सेवा / SOCIAL WELFARE SERVICES

तक्ता क्र. / TABLE No. 9.1

आर्थिकदृष्ट्या दुर्बल घटकांना वितरित केलेल्या कर्ज व अनुदानाबाबत उद्देश व साधनानुसार माहिती /
Loans and grants disbursed to economically weaker sections by purpose and sources
(2013-14)

| अनु.क्र. | साधने / उद्देश | शासकीय / Government | | बँका / Bank | | इतर / Others | | Sources / purpose |
|-------------|-------------------------------------|----------------------|-----------------------|----------------------|-----------------------|----------------------|-----------------------|------------------------------------|
| | | लाभधारकांची संख्या | रक्कम (₹ लाखात) | लाभधारकांची संख्या | रक्कम (₹ लाखात) | लाभधारकांची संख्या | रक्कम (₹ लाखात) | |
| Sr.No. | | No. of beneficiaries | Amount (₹ in lakh) | No. of beneficiaries | Amount (₹ in lakh) | No. of beneficiaries | Amount (₹ in lakh) | (2) |
| (1) | (2) | (3) | (4) | (5) | (6) | (7) | (8) | (2) |
| 1 | जमीन खरेदी | .. | .. | .. | .. | .. | .. | Purchase of land |
| 2 | शेती अवजारे खरेदी | .. | .. | .. | .. | .. | .. | Purchase of Agriculture Implement. |
| 3 | इतर शेती उद्योगाकरिता | .. | .. | .. | .. | .. | .. | Other Agricultural purposes. |
| 4 | उद्योगाकरिता | .. | .. | .. | .. | .. | .. | Industrial purposes. |
| 5 | वाहने खरेदी | 88 | 158.45 | .. | 273.83 | .. | .. | Purchase of vehicles |
| 6 | सिमांतिक कर्ज २११२ | 8,977 | 7,714.57 | 3,526 | 7,167.65 | 8 | 14.59 | Margin money Schemes |
| 7 | ५० टक्के अनुदान योजना | 9,862 | 1,146.84 | 5,243 | 2,173.31 | 1,535 | 307.00 | 50 per cent subsidy |
| 8 | इतर केंद्रीय महामंडळांची कर्ज योजना | 9,514 | 951.40 | .. | .. | .. | 3,029.61 | Seed money capital loan |
| 9 | इतर | .. | .. | .. | .. | .. | .. | Others |
| एकूण | | 28,441 | 9,971.26 | 8,769 | 9,614.79 | 1,543 | 3,351.20 | Total |

आधार:- १. वसंतराव नाईक विमुक्त जाती व भटक्या जमाती विकास महामंडळ (मर्या.), मुंबई.

२. लोकशाहीर अण्णाभाऊ साठे विकास महामंडळ (मर्या.), मुंबई.

३. महात्मा फुले मागासवर्गीय विकास महामंडळ (मर्या.), मुंबई.

Source:- 1. Vasantrao Naik Vimukta Jati & Nomadic Tribe Development Corp.Ltd., Mumbai.

2. Lok Shahir Annabhau Sathé Development Corp.Ltd., Mumbai.

3. Mahatma Phule Backward Class Development Corp.Ltd. , Mumbai.

**१०. सामाजिक सुरक्षा व सामाजिक संरक्षण
(पोलीस, गुन्हे व न्यायालय विषयक)**

१०.१ या विभागातील तक्त्यांमध्ये बृहन्मुंबई व महाराष्ट्र राज्यातील पोलिसांची संख्या व त्यांच्यावरील खर्च, विविध गुन्ह्यांचे वर्गीकरण, न्यायालये व त्यांच्याकडील प्रकरणे आणि तुरुंग या विषयांवरील आकडेवारी समाविष्ट आहे.

**10. SOCIAL SECURITY AND SOCIAL DEFENCE
(Police, Crimes and Judicial)**

10.1 Data in the tables in this section include statistics regarding Police Force in Brihan Mumbai and Maharashtra and cost of Police, classification of various crimes, courts and cases with them and prisons.

10. सामाजिक संरक्षण आणि सामाजिक सुरक्षा (पोलीस, गुन्हे व न्याय)
SOCIAL SECURITY AND SOCIAL DEFENCE (POLICE, CRIMES AND JUDICIAL)
पोलीस / POLICE

तक्ता क्रमांक / TABLE No.10.1

महाराष्ट्र राज्यातील पोलीस ठाणी व पोलिसांची संख्या (रेल्वे समाविष्ट तथापि बृहन्मुंबई वगळून) /
Police Stations and Police Force in Maharashtra State (Including Railways but excluding Brihan Mumbai)
(2013-14)

| अ.क्र. Sr. No. | जिल्हे | पोलीस ठाणी Number of Police Stations | आऊट पोस्ट No. of Out Posts | हंगामी धरून एकूण पोलिसांची संख्या Strength of Police including temporary force | चौकशी झालेले एकूण दखलपात्र गुन्हे Total number of cognizable Crimes investigated | Districts |
|----------------------|--------------------|---|----------------------------------|--|--|--------------------|
| (1) | (2) | (3) | (4) | (5) | (6) | (2) |
| 1 | मुंबई रेल्वे | 17 | 8 | 4,038 | N.A. | Mumbai Railway |
| 2 | नवी मुंबई शहर | 20 | 13 | 5,092 | N.A. | Navi Mumbai City |
| 3 | ठाणे शहर | 36 | 22 | 10,328 | N.A. | Thane City |
| 4 | ठाणे (ग्रामीण) | 40 | 34 | 5,194 | N.A. | Thane (Rural) |
| 5 | रायगड | 30 | 21 | 2,638 | N.A. | Raigad |
| 6 | रत्नागिरी | 17 | 31 | 1,778 | N.A. | Ratnagiri |
| 7 | सिंधुदुर्ग | 13 | 23 | 1,375 | N.A. | Sindhudurg |
| 8 | नाशिक शहर | 14 | 1 | 3,181 | N.A. | Nashik City |
| 9 | नाशिक (ग्रामीण) | 40 | 35 | 3,906 | N.A. | Nashik (Rural) |
| 10 | धुळे | 17 | 11 | 2,017 | N.A. | Dhule |
| 11 | नंदुरबार | 12 | 24 | 1,654 | N.A. | Nandurbar |
| 12 | जळगाव | 35 | 30 | 3,724 | N.A. | Jalgaon |
| 13 | अहमदनगर | 30 | 39 | 3,348 | N.A. | Ahmednagar |
| 14 | पुणे रेल्वे | 6 | 16 | 952 | N.A. | Pune Railway |
| 15 | पुणे शहर | 40 | 0 | 10,947 | N.A. | Pune City |
| 16 | पुणे (ग्रामीण) | 37 | 47 | 3,760 | N.A. | Pune (Rural) |
| 17 | सातारा | 29 | 30 | 3,197 | N.A. | Satara |
| 18 | सांगली | 25 | 27 | 2,979 | N.A. | Sangli |
| 19 | सोलापूर शहर | 7 | 0 | 1,912 | N.A. | Solapur City |
| 20 | सोलापूर (ग्रामीण) | 25 | 36 | 2,709 | N.A. | Solapur (Rural) |
| 21 | कोल्हापूर | 31 | 21 | 3,045 | N.A. | Kolhapur |
| 22 | औरंगाबाद शहर | 15 | 4 | 3,742 | N.A. | Aurangabad City |
| 23 | औरंगाबाद (ग्रामीण) | 23 | 10 | 1,912 | N.A. | Aurangabad (Rural) |

तक्ता क्रमांक / TABLE No.10.1 contd...

| (1) | (2) | (3) | (4) | (5) | (6) | (2) |
|-------------------------|-------------------|--------------|------------|-----------------|-------------|--------------------------|
| 24 | जालना | 19 | 8 | 1,812 | N.A. | Jalna |
| 25 | परभणी | 19 | 10 | 2,014 | N.A. | Parbhani |
| 26 | बीड | 28 | 13 | 2,605 | N.A. | Beed |
| 27 | नांदेड | 36 | 38 | 3,613 | N.A. | Nanded |
| 28 | उस्मानाबाद | 18 | 14 | 2,029 | N.A. | Osmanabad |
| 29 | हिंगोली | 13 | 8 | 1204 | N.A. | Hingoli |
| 30 | लातूर | 24 | 0 | 2,263 | N.A. | Latur |
| 31 | बुलढाणा | 31 | 16 | 2,936 | N.A. | Buldhana |
| 32 | अकोला | 23 | 14 | 2,750 | N.A. | Akola |
| 33 | अमरावती शहर | 9 | 1 | 2,000 | N.A. | Amrawati City |
| 34 | अमरावती (ग्रामीण) | 32 | 15 | 2,826 | N.A. | Amravati |
| 35 | यवतमाळ | 31 | 18 | 2,928 | N.A. | Yavatmal |
| 36 | वाशिम | 14 | 11 | 1,615 | N.A. | Washim |
| 37 | वर्धा | 19 | 5 | 1,996 | N.A. | Wardha |
| 38 | नागपूर रेल्वे | 16 | 24 | 1,361 | N.A. | Nagpur Railway |
| 39 | नागपूर शहर | 27 | 0 | 8,336 | N.A. | Nagpur City |
| 40 | नागपूर (ग्रामीण) | 25 | 3 | 2,537 | N.A. | Nagpur (Rural) |
| 41 | गोंदिया | 16 | 10 | 2,506 | N.A. | Gondiya |
| 42 | भंडारा | 17 | 12 | 1813 | N.A. | Bhandara |
| 43 | चंद्रपूर | 34 | 18 | 3,239 | N.A. | Chandrapur |
| 44 | गडचिरोली | 10 | 16 | 4,879 | N.A. | Gadchiroli |
| महाराष्ट्र राज्य | | 1,020 | 737 | 1,40,690 | N.A. | Maharashtra State |

N.A. — Not Available

आधार:- पोलीस महासंचालक यांचे कार्यालय, महाराष्ट्र शासन, मुंबई.

Source:- Office of the Director General of Police, Government of Maharashtra, Mumbai.

10. सामाजिक संरक्षण आणि सामाजिक सुरक्षा (पोलीस, गुन्हे व न्याय)
SOCIAL SECURITY AND SOCIAL DEFENCE POLICE
पोलीस / POLICE

तक्ता क्रमांक / TABLE No.10.2

महाराष्ट्र राज्यातील पोलीसांवरिल खर्च व त्यांची संख्या / Cost and Strength of Police in Maharashtra State
(2012)

| अक्र. Sr.No. | जिल्हे | पोलीस आयुक्त, अतिरिक्त पोलीस आयुक्त, उप आयुक्त व सहायक पोलीस आयुक्त Commissioner of Police, Deputy Commissioner of Police & Assistant Commissioner of Police | | | पोलीस निरीक्षक व सहायक पोलीस निरीक्षक Police Inspector and Assistant Police Inspector | | | पोलीस अभियोक्ता Police Prosecutors | | | उप निरीक्षक व सहायक उप निरीक्षक Sub-Inspector and Assistant Sub-Inspector | | |
|-----------------|-------------------------|--|--------------------------|---------------|--|--------------------------|---------------|---------------------------------------|--------------------------|---------------|--|--------------------------|---------------|
| | | तात्पुरते Tem- porary | कायमचे Per- manent | एकूण Total | तात्पुरते Tem- porary | कायमचे Per- manent | एकूण Total | तात्पुरते Tem- porary | कायमचे Per- manent | एकूण Total | तात्पुरते Tem- porary | कायमचे Per- manent | एकूण Total |
| (1) | (2) | (3) | (4) | (5) | (6) | (7) | (8) | (9) | (10) | (11) | (12) | (13) | (14) |
| 1 | मुंबई शहर | 78 | 119 | 197 | 357 | 667 | 1,024 | 0 | 0 | 0 | 3,134 | 5,051 | 8,185 |
| 2 | मुंबई उपागर | | | 0 | | | 0 | | | 0 | | | 0 |
| 3 | ठाणे | 17 | 0 | 17 | 118 | 4 | 122 | 9 | 0 | 9 | 446 | 62 | 508 |
| 4 | रायगड | 0 | 9 | 9 | 28 | 29 | 57 | 0 | 0 | 0 | 80 | 136 | 216 |
| 5 | रतागिरी | 1 | 6 | 7 | 15 | 21 | 36 | 0 | 0 | 0 | 77 | 131 | 208 |
| 6 | सिंधुदुर्ग | 0 | 3 | 3 | 13 | 15 | 28 | 0 | 0 | 0 | 15 | 107 | 122 |
| 7 | नाशिक | 7 | 6 | 13 | 52 | 48 | 100 | 0 | 0 | 0 | 321 | 72 | 393 |
| 8 | धुळे | 1 | 5 | 6 | 14 | 32 | 46 | 0 | 0 | 0 | 30 | 207 | 237 |
| 9 | नंदुरबार | 4 | 3 | 7 | 11 | 22 | 33 | 0 | 0 | 0 | 126 | 43 | 169 |
| 10 | जळगाव | 1 | 11 | 12 | 2 | 84 | 86 | 0 | 0 | 0 | 76 | 372 | 448 |
| 11 | अहमदागर | 0 | 1 | 1 | 39 | 43 | 82 | 0 | 0 | 0 | 98 | 289 | 387 |
| 12 | पुणे | 6 | 6 | 12 | 59 | 46 | 105 | 0 | 0 | 0 | 196 | 264 | 460 |
| 13 | सातारा | 1 | 9 | 10 | 19 | 53 | 72 | 0 | 0 | 0 | 51 | 285 | 336 |
| 14 | सांगली | 0 | 9 | 9 | 31 | 44 | 75 | 0 | 0 | 0 | 95 | 240 | 335 |
| 15 | सोलापूर | 1 | 9 | 10 | 36 | 44 | 80 | 0 | 0 | 0 | 86 | 202 | 288 |
| 16 | कोल्हापूर | 2 | 8 | 10 | 2 | 47 | 49 | 5 | 0 | 5 | 54 | 258 | 312 |
| 17 | औरंगाबाद | 0 | 9 | 9 | 18 | 31 | 49 | 0 | 0 | 0 | 72 | 156 | 228 |
| 18 | जालाना | 2 | 5 | 7 | 29 | 16 | 45 | 0 | 0 | 0 | 28 | 197 | 225 |
| 19 | परभणी | 1 | 8 | 9 | 9 | 53 | 62 | 0 | 0 | 0 | 72 | 161 | 233 |
| 20 | हिंगोली | 6 | 0 | 6 | 1 | 32 | 33 | 0 | 0 | 0 | 128 | 11 | 139 |
| 21 | बीड | 3 | 6 | 9 | 23 | 30 | 53 | 0 | 0 | 0 | 75 | 193 | 268 |
| 22 | नांदेड | 3 | 12 | 15 | 58 | 62 | 120 | 0 | 0 | 0 | 152 | 307 | 459 |
| 23 | उस्मानाबाद | 2 | 6 | 8 | 42 | 19 | 61 | 0 | 0 | 0 | 96 | 94 | 190 |
| 24 | लातूर | 1 | 9 | 10 | 27 | 32 | 59 | 0 | 0 | 0 | 63 | 153 | 216 |
| 25 | बुलढाणा | 0 | 3 | 3 | 12 | 41 | 53 | 0 | 0 | 0 | 78 | 267 | 345 |
| 26 | ओला | 2 | 5 | 7 | 33 | 25 | 58 | 0 | 0 | 0 | 219 | 155 | 374 |
| 27 | वाशिम | 3 | 3 | 6 | 29 | 22 | 51 | 7 | 0 | 7 | 26 | 115 | 141 |
| 28 | अमरावती | 8 | 3 | 11 | 26 | 4 | 30 | 0 | 0 | 0 | 154 | 30 | 184 |
| 29 | यवतमाळ | 0 | 8 | 8 | 54 | 39 | 93 | 5 | 0 | 5 | 94 | 253 | 347 |
| 30 | वर्धा | 0 | 7 | 7 | 9 | 29 | 38 | 0 | 0 | 0 | 64 | 181 | 245 |
| 31 | नागपूर | 2 | 9 | 11 | 55 | 11 | 66 | 0 | 0 | 0 | 105 | 197 | 302 |
| 32 | भंडारा | 0 | 6 | 6 | 1 | 24 | 25 | 0 | 0 | 0 | 1 | 116 | 117 |
| 33 | गोंदिया | 7 | 0 | 7 | 28 | 18 | 46 | 0 | 0 | 0 | 169 | 10 | 179 |
| 34 | चंद्रपूर | 1 | 8 | 9 | 48 | 52 | 100 | 0 | 0 | 0 | 92 | 310 | 402 |
| 35 | गडचिरोली | 6 | 9 | 15 | 35 | 12 | 47 | 0 | 0 | 0 | 402 | 241 | 643 |
| | महाराष्ट्र राज्य | 166 | 320 | 486 | 1,333 | 1,751 | 3,084 | 26 | 0 | 26 | 6,975 | 10,866 | 17,841 |

आधार : (१) पोलिस आयुक्त, महाराष्ट्र शासन, मुंबई. (२) पोलिस महासंचालक यांचे कार्यालय, महाराष्ट्र शासन, मुंबई

तक्ता क्रमांक / TABLE No.10.2 contd...

| (1) | (2) | (3) | (4) | (5) | (6) | (7) | (8) | (9) | (10) | (11) | (12) | (13) |
|--|--------------------------|---------------|-----------------------------|--------------------------|---------------|-----------------------------|--------------------------|-----------------|---|---|--|--------------------------|
| हवालदार Police Head Constables / Police Naik | | | पोलीस शिपाई Constables | | | एकूण Total | | | केंद्र व राज्य शासनाच्या महसूल खात्यामधून देय असलेली रक्कम (₹ '०००) Total cost payable from Central & State Revenue Account (₹ '000) | केंद्र व राज्य शासनाच्या महसूल खात्याव्यतिरिक्त अन्य देय रक्कम (₹ '०००) Total cost payable from other than Central & State Revenue Account (₹ '000) | एकूण खर्च (₹ '०००) (Total Cost (₹ '000) | District |
| तात्पुरते Tem- porary | कायमचे Per- manent | एकूण Total | तात्पुरते Tem- porary | कायमचे Per- manent | एकूण Total | तात्पुरते Tem- porary | कायमचे Per- manent | एकूण Total | (24) | (25) | (26) | (2) |
| (15) | (16) | (17) | (18) | (19) | (20) | (21) | (22) | (23) | (24) | (25) | (26) | (2) |
| 2,417 | 6,496 | 8,913 | 12,219 | 18,431 | 30,650 | 18,205 | 30,764 | 48,969 | N.A. | N.A. | N.A. | Mumbai City |
| | | 0 | | | 0 | | | 0 | | | | Mumbai Suburban |
| 642 | 161 | 803 | 2,633 | 705 | 3,338 | 3,865 | 932 | 4,797 | 18,72,763 | 0 | 18,72,763 | Thane |
| 96 | 289 | 385 | 337 | 908 | 1,245 | 541 | 1,371 | 1,912 | 4,65,135 | 0 | 4,65,135 | Raigad |
| 327 | 351 | 678 | 162 | 478 | 640 | 582 | 987 | 1,569 | 4,29,702 | 0 | 4,29,702 | Ratnagiri |
| 204 | 349 | 553 | 5 | 393 | 398 | 237 | 867 | 1,104 | 4,65,927 | 0 | 4,65,927 | Sindhudurg |
| 915 | 509 | 1,424 | 876 | 394 | 1,270 | 2,171 | 1,029 | 3,200 | 7,32,566 | 0 | 7,32,566 | Nashik |
| 145 | 542 | 687 | 250 | 669 | 919 | 440 | 1,455 | 1,895 | 4,85,182 | 0 | 4,85,182 | Dhule |
| 355 | 261 | 616 | 334 | 347 | 681 | 830 | 676 | 1,506 | 4,84,839 | 0 | 4,84,839 | Nandurbar |
| 130 | 591 | 721 | 504 | 1,745 | 2,249 | 713 | 2,803 | 3,516 | 10,50,669 | 0 | 10,50,669 | Jalgaon |
| 132 | 463 | 595 | 714 | 1,411 | 2,125 | 983 | 2,207 | 3,190 | 9,14,317 | 0 | 9,14,317 | Ahmednagar |
| 291 | 419 | 710 | 1,040 | 1,123 | 2,163 | 1,592 | 1,858 | 3,450 | 8,69,877 | 0 | 8,69,877 | Pune |
| 116 | 469 | 585 | 474 | 851 | 1,325 | 661 | 1,667 | 2,328 | 9,04,324 | 0 | 9,04,324 | Satara |
| 133 | 403 | 536 | 617 | 1,146 | 1,763 | 876 | 1,842 | 2,718 | 7,55,363 | 0 | 7,55,363 | Sangli |
| 464 | 615 | 1,079 | 295 | 801 | 1,096 | 882 | 1,671 | 2,553 | 6,83,472 | 0 | 6,83,472 | Solapur |
| 307 | 857 | 1,164 | 224 | 994 | 1,218 | 594 | 2,164 | 2,758 | 13,11,248 | 0 | 13,11,248 | Kolhapur |
| 553 | 252 | 805 | 304 | 458 | 762 | 947 | 906 | 1,853 | 5,62,353 | 0 | 5,62,353 | Aurangabad |
| 60 | 303 | 363 | 349 | 753 | 1,102 | 468 | 1,274 | 1,742 | 5,33,351 | 0 | 5,33,351 | Jalna |
| 72 | 300 | 372 | 414 | 263 | 677 | 568 | 785 | 1,353 | 5,48,224 | 0 | 5,48,224 | Parbhani |
| 522 | 41 | 563 | 318 | 144 | 462 | 975 | 228 | 1,203 | 3,31,309 | 0 | 3,31,309 | Hingoli |
| 194 | 285 | 479 | 483 | 814 | 1,297 | 778 | 1,328 | 2,106 | 4,53,938 | 0 | 4,53,938 | Beed |
| 616 | 889 | 1,505 | 1,155 | 529 | 1,684 | 1,984 | 1,799 | 3,783 | 11,28,887 | 0 | 11,28,887 | Nanded |
| 171 | 225 | 396 | 533 | 686 | 1,219 | 844 | 1,030 | 1,874 | 6,17,013 | 0 | 6,17,013 | Osmanabad |
| 259 | 156 | 415 | 515 | 786 | 1,301 | 865 | 1,136 | 2,001 | 5,74,262 | 0 | 5,74,262 | Latur |
| 185 | 349 | 534 | 764 | 999 | 1,763 | 1,039 | 1,659 | 2,698 | 7,96,873 | 0 | 7,96,873 | Buldhana |
| 273 | 281 | 554 | 711 | 1,030 | 1,741 | 1,238 | 1,496 | 2,734 | 7,10,395 | 0 | 7,10,395 | Akola |
| 87 | 170 | 257 | 380 | 657 | 1,037 | 532 | 967 | 1,499 | 4,83,020 | 0 | 4,83,020 | Washim |
| 658 | 176 | 834 | 1,170 | 590 | 1,760 | 2,016 | 803 | 2,819 | 7,67,777 | 0 | 7,67,777 | Amravati |
| 355 | 889 | 1,244 | 228 | 756 | 984 | 736 | 1,945 | 2,681 | 8,32,958 | 0 | 8,32,958 | Yavatmal |
| 280 | 478 | 758 | 187 | 492 | 679 | 540 | 1,187 | 1,727 | 4,98,000 | 0 | 4,98,000 | Wardha |
| 532 | 463 | 995 | 266 | 597 | 863 | 960 | 1,277 | 2,237 | 9,24,304 | 0 | 9,24,304 | Nagpur |
| 104 | 194 | 298 | 384 | 487 | 871 | 490 | 827 | 1,317 | 4,15,663 | 0 | 4,15,663 | bhandara |
| 263 | 191 | 454 | 1,617 | 131 | 1,748 | 2,084 | 350 | 2,434 | 8,29,734 | 0 | 8,29,734 | Gondia |
| 84 | 503 | 587 | 421 | 1,477 | 1,898 | 646 | 2,350 | 2,996 | 7,73,398 | 0 | 7,73,398 | Chandrapur |
| 652 | 356 | 1,008 | 2,668 | 1,589 | 4,257 | 3,763 | 2,207 | 5,970 | 17,51,971 | 0 | 17,51,971 | Gadchiroli |
| 12,594 | 19,276 | 31,870 | 33,551 | 43,634 | 77,185 | 54,645 | 75,847 | 1,30,492 | 2,49,58,814 | 0 | 2,49,58,814 | Maharashtra State |

Source.—(1) Commissioner of Police, Government of Maharashtra, Mumbai (2) Director General of Police, Govt. of Maharashtra, Mumbai

10. सामाजिक संरक्षण आणि सामाजिक सुरक्षा (पोलीस, गुन्हे व न्याय)
SOCIAL SECURITY AND SOCIAL DEFENCE (POLICE, CRIMES AND JUDICIAL)
पोलीस / POLICE

तक्ता क्रमांक / TABLE No.10.3

महाराष्ट्र राज्यात झालेले इंडियन पिनल कोडखाली दखलपात्र असलेले गुन्हे (गुन्ह्याचे प्रयत्न धरून) /
Cognizable offences (including attempts) under Indian Penal Code in Maharashtra State
(2013)

| अ.क्र. Sr. No. | गुन्हे | तिमाहीमध्ये During First Quarter (31.3.2013) | तिमाहीमध्ये During Second Quarter (30.6.2013) | तिमाहीमध्ये During Third Quarter (30.9.2013) | तिमाहीमध्ये During Fourth Quarter (31.12.2013) | एकूण Total 2013 | Offences |
|----------------------|--|--|---|--|--|-----------------------|--|
| (1) | (2) | (3) | (4) | (5) | (6) | (7) | (8) |
| 1 | दंगल | 106 | 81 | 81 | 91 | 359 | Rioting |
| 2 | नाण्यासंबंधीचे गुन्हे | 0 | 0 | 0 | 0 | 0 | Offences relating to coins |
| 3 | चलन व बँक नोटासंबंधीचे गुन्हे | 13 | 16 | 10 | 6 | 45 | Offences relating to currency and Bank notes. |
| 4 | खून | 39 | 40 | 40 | 51 | 170 | Murders |
| 5 | सदोष मनुष्यवध (परंतु खून या संज्ञेत अंतर्भूत नसलेले) | 2 | 0 | 2 | 3 | 7 | Culpable homicides (not amounting to murder) |
| 6 | मादक पदार्थांचा व्यापार | 0 | 0 | 0 | 0 | 0 | Administrating of stupefying drugs. |
| 7 | पैशाच्या हेतूने किंवा इतर कारणाकरीता माणसांना पळवून नेणे | 73 | 96 | 108 | 103 | 380 | Kidnapping and abduction |
| 8 | दरोडा किंवा त्याकरिता एकत्र होणे | 21 | 16 | 16 | 7 | 60 | Dacoit and preparation of assembly for dacoit. |
| 9 | चोरी, लूट | 584 | 730 | 681 | 762 | 2,757 | Robbery. |
| 10 | घरफोडी | 649 | 753 | 735 | 788 | 2,925 | House breaking |
| 11 | फसवणूक | 525 | 503 | 461 | 522 | 2,011 | Cheating |
| 12 | विश्वासघात | 170 | 146 | 112 | 148 | 576 | Breach of trust |
| 13 | एकूण चोऱ्या | 2,473 | 2,661 | 2,640 | 2,779 | 10,553 | Total Thefts |
| | (अ) तांब्याची तार | 20 | 17 | 22 | 22 | 81 | (a) Copper Wire |
| | (ब) जनावरे | 0 | 1 | 4 | 5 | 10 | (b) Cattle |
| | (क) सायकली | 35 | 37 | 23 | 22 | 117 | (c) Cycles |
| | (ड) मोटारी व सुटे भाग | 925 | 982 | 987 | 969 | 3,863 | (d) Motor Vehicle and accessories |
| | (इ) पिस्तुले वगैरे | 0 | 0 | 0 | 0 | 0 | (e) Fire arms |
| | (फ) स्फोटक पदार्थ | 0 | 0 | 0 | 0 | 0 | (f) Explosives |
| | (ग) इतर | 1,493 | 1,624 | 1,604 | 1,761 | 6,482 | (g) Other thefts |
| 14 | इतर गुन्हे | 3,727 | 3,487 | 3,383 | 3,913 | 14,510 | Other Crimes |
| | एकूण | 8,382 | 8,529 | 8,269 | 9,173 | 34,353 | Total |

आधार- पोलीस महासंचालक यांचे कार्यालय, महाराष्ट्र शासन, मुंबई

Source:- Office of the Director General of Police, Government of Maharashtra, Mumbai.

तक्ता क्रमांक/TABLE No. 10.4

**10. सामाजिक संरक्षण आणि सामाजिक सुरक्षा (पोलीस, गुन्हे व न्याय) /
पोलीस /
तक्ता क्रमांक /
बृहन्मुंबईतील दखलपात्र गुन्हे - भाग-१ /**

| अ.क्र. Sr. No. | गुन्हे | वर्षात नोंदवलेल्या प्रकरणांची संख्या Number of cases reported in the year | तपास करणे नाकारल्याची प्रकरणे Number of cases in which investigation was refused | खोटे सिध्द किंवा घोषित झालेली प्रकरणे Number of cases proved or declared to be false | कायद्यातील किंवा वस्तुस्थितीतील चुकीमुळे किंवा गुन्हा अदखल पात्र ठरविलेली प्रकरणे Number of cases due to mistake of law or fact decla- red non-cognizable | वर्ष अखेरची प्रलंबित प्रकरणे Number of cases pending at the end of the year |
|-------------------------------|---|--|---|---|--|--|
| (1) | (2) | (3) | (4) | (5) | (6) | (7) |
| वर्ग एक- | | | | | | |
| 1 | शासन, सार्वजनिक शांतता, सुरक्षितता व न्यायविरुद्धचे गुन्हे | 723 | 0 | 1 | 12 | 6,972 |
| वर्ग दोन- | | | | | | |
| 2 | व्यक्तिगत गंभीर गुन्हे | 6,150 | 0 | 17 | 99 | 40,494 |
| वर्ग तीन- | | | | | | |
| 3 | व्यक्तिगत व मालमत्ता विषयक गंभीर गुन्हे | 4,816 | 0 | 6 | 196 | 12,743 |
| वर्ग चार- | | | | | | |
| 4 | व्यक्तिगत किरकोळ गुन्हे | 946 | 0 | 1 | 16 | 6,708 |
| वर्ग पाच- | | | | | | |
| 5 | मालमत्ताविषयक किरकोळ गुन्हे | 10,105 | 0 | 10 | 704 | 37,133 |
| एकूण वर्ग (एक ते पाच) | | 22,740 | 0 | 35 | 1,027 | 1,04,050 |
| 6 | वर न उल्लेखिलेले इतर गुन्हे | 3,991 | 1 | 11 | 63 | 26,269 |
| एकूण | | 26,731 | 1 | 46 | 1,090 | 1,30,319 |

आधार :- पोलीस आयुक्त, महाराष्ट्र शासन, मुंबई.

SOCIAL SECURITY AND SOCIAL DEFENCE (POLICE, CRIMES AND JUDICIAL)**POLICE****TABLE No.10.4****Cognizable Crimes in Brihan Mumbai -Part - I
(2013)**

| बिनचूक प्रकरणे / True cases | | | | | | | Offences |
|-------------------------------|--|---|---------------|---|---|---|--|
| गुन्हा सिध्द झालेली Convicted | निकालात काढलेली, निर्दोष ठरविलेली किंवा सामोपचाराने मिटवलेली Discharged, acquitted or compounded | शोधून न काढलेली किंवा न पकडलेली Non-detected or not apprehended | एकूण Total | दंडाधिका-या समोर प्रत्यक्ष दाखल केलेली एकूण प्रकरणे Total cases directly filed before Magistrates | गुन्हा सिध्द झालेली दंडा-धिका-यापुढील प्रकरणे Total Magistrate's cases ending in conviction | एकूण बिनचूक प्रकरणे Grand total of true cases | |
| (8) | (9) | (10) | (11) | (12) | (13) | (14) | (2) |
| Class-I | | | | | | | |
| 16 | 192 | 5 | 213 | 50 | 5 | 268 | Offences against the State, public tranquility, safety and justice |
| Class-II | | | | | | | |
| 303 | 3,822 | 49 | 4,174 | 436 | 62 | 4,872 | Serious offences against the persons. |
| Class-III | | | | | | | |
| 339 | 496 | 320 | 1,155 | 185 | 64 | 1,404 | Serious offences against the persons and property. |
| Class-IV | | | | | | | |
| 82 | 286 | 10 | 378 | 24 | 6 | 408 | Minor offences against persons. |
| Class-V | | | | | | | |
| 622 | 1,903 | 1,135 | 3,660 | 374 | 191 | 4,225 | Minor offences against property. |
| 1,362 | 6,699 | 1,519 | 9,580 | 1,069 | 328 | 10,997 | Total for classes I to V |
| 583 | 1,927 | 200 | 2,710 | 403 | 130 | 3,243 | Other offences (not mentioned above) |
| 1,945 | 8,626 | 1,719 | 12,290 | 1,472 | 458 | 14,220 | Grand Total |

Source:- Commissioner of Police, Government of Maharashtra, Mumbai.

**10. सामाजिक संरक्षण आणि सामाजिक सुरक्षा (पोलीस, गुन्हे व न्याय) /
पोलीस /
तक्ता क्रमांक /
बृहन्मुंबईतील दखलपात्र गुन्हे - भाग-२ /**

| अ.क्र. Sr. No. | गुन्हे | कोर्टात सुनावणी व्हावयाची असलेल्या किंवा तपासावर किंवा जामिनावर असलेल्या कैदेतील व्यक्तींविषयी या वर्षाच्या सुरुवातीला क्रिमिनल प्रोसिजर कोडच्या 170 कलमानुसार पोलीसांकडे नोंदविलेली किंवा पोलीसांनी दखल घेतलेली प्रकरणे Persons in custody pending trial or investigation or on ball under section 170 Cr.P.C.at the beginning of the year as concerned in cases reported to or in cases taken by the police | वर्षात पोलीसांनी पकडलेल्या व्यक्ती Persons arrested by the Police during the year | क्रिमिनल प्रोसिजर कोडच्या कलम 169 खाली मुक्त केलेल्या व्यक्ती Persons released under section 169 Cr. P.C. | दंडाधिका-याच्या आदेशानुसार सुनावणीपूर्वी मुक्त केलेल्या व्यक्ती Persons released by Magistrate's order before trial | सुनावणी केलेल्या व्यक्ती No. of persons tried |
|----------------------------|--|--|--|--|--|--|
| (1) | (2) | (3) | (4) | (5) | (6) | (7) |
| वर्ग एक- | | | | | | |
| 1 | सार्वजनिक शांतता, सुरक्षितता व न्याय हया बाबतीतील गुन्हे | 17,115 | 1,338 | 1 | 0 | 4,467 |
| वर्ग दोन- | | | | | | |
| 2 | व्यक्तिसंबंधी गंभीर गुन्हे | 56,658 | 7,613 | 3 | 0 | 22,475 |
| वर्ग तीन- | | | | | | |
| 3 | व्यक्ति किंवा मालमत्तेसंबंधी गंभीर गुन्हे | 14,266 | 2,968 | 0 | 0 | 6,489 |
| वर्ग चार- | | | | | | |
| 4 | व्यक्तिसंबंधी गौण गुन्हे | 6,024 | 734 | 0 | 0 | 1,600 |
| वर्ग पाच- | | | | | | |
| 5 | मालमत्तेसंबंधी गौण गुन्हे | 32,815 | 3,833 | 2 | 0 | 13,545 |
| एकूण वर्ग एक ते पाच | | 1,26,878 | 16,486 | 6 | 0 | 48,576 |
| 6 | वर न उल्लेखिलेले इतर गुन्हे | 45,298 | 6,192 | 2 | 0 | 13,952 |
| एकूण | | 1,72,176 | 22,678 | 8 | 0 | 62,528 |

आधार :- पोलीस आयुक्त, महाराष्ट्र शासन, मुंबई

SOCIAL SECURITY AND SOCIAL DEFENCE (POLICE, CRIMES AND JUDICIAL)**POLICE****TABLE No.10.5****Cognizable Crimes in Brihan Mumbai -Part - II****(2013)**

| गुन्हा सिध्द झालेल्या व्यक्ती No. of persons convicted | निर्दोष ठरविलेल्या, मुक्त केलेल्या किंवा सामोपचाराने मिटवि- लेल्या प्रकरणातील व्यक्ती No. of persons acquitted or discharged or compounded | वर्षअखेर अटक टाळणा-या व्यक्ती No. of persons evading arrest at the end of the year | वर्षअखेर कोर्टात सुनावणी व्हावयाची असलेल्या किंवा तपासावर किंवा जामिनावर असलेल्या व्यक्ती No. of persons in custody pending trial or investigation or on bail at the end of the year | दंडाधिकारी प्रकरणातील व्यक्ती Persons concerned in Magistrate's cases | | | Offences |
|--|---|---|--|--|--|---|--|
| | | | | अटक केलेले Number arrested | गुन्हा शाबीत झालेली Number convicted | निर्दोष ठरविलेले किंवा मुक्त केलेले Number acquitted or discharged | |
| (8) | (9) | (10) | (11) | (12) | (13) | (14) | (2) |
| Class-I | | | | | | | |
| 33 | 481 | 0 | 19,631 | 0 | 0 | 1 | Offences against the State, public tranquility, safety and justice |
| Class-II | | | | | | | |
| 472 | 3932 | 0 | 60,866 | 50 | 2 | 8 | Serious offences against the persons. |
| Class-III | | | | | | | |
| 369 | 629 | 0 | 16,261 | 30 | 1 | 9 | Serious offences against the property or persons |
| Class-IV | | | | | | | |
| 49 | 152 | 0 | 6,504 | 0 | 0 | 0 | Minor offences against the persons. |
| Class-V | | | | | | | |
| 565 | 1,569 | 0 | 40,531 | 45 | 15 | 6 | Minor offences against the property. |
| 1,488 | 6,763 | 0 | 1,43,793 | 125 | 18 | 24 | Total for classes I to V |
| 674 | 2,311 | 0 | 42,458 | 73 | 0 | 37 | Other offences not specified above |
| 2,162 | 9,074 | 0 | 1,86,251 | 198 | 18 | 61 | Grand Total |

Source:- Commissioner of Police, Government of Maharashtra, Mumbai.

10. सामाजिक संरक्षण आणि सामाजिक सुरक्षा (पोलीस,गुन्हे व न्याय)
SOCIAL SECURITY AND SOCIAL DEFENCE (POLICE,CRIMES AND JUDICIAL)
पोलीस / POLICE

तक्ता क्रमांक / TABLE No.10.6

बृहन्मुंबईतील दखलपात्र नसलेले गुन्हे -भाग - १ / Non-Cognizable crimes in Brihan Mumbai -Part - I
(2013)

| अ. क्र. Sr. No. | गुन्हे | वर्षाच्या सुरवातीची प्रलंबित प्रकरणे Number of cases pending at the beginning of the year | वर्षभरात दाखल केलेली प्रकरणे Cases reported during the year | निकालासाठी एकूण [स्तंभ (३) + (४)] Total for disposal [column (3) + (4)] | सुनावणी न करता रद्दपातल केलेली प्रकरणे Number of cases dismissed without trial | आरोपी मेला, निसटला किंवा सुनावणी चालू असताना वेडा झाला किंवा त्याच्यावरील आरोप रद्द केले, सामोपचाराने मिटवले किंवा काढून घेतले अशी प्रकरणे Cases in which accused died, escaped, became insane during trial or in which charges were abandoned, compounded or withdrawn | सुनावणी संपुष्टात आल्यामुळे निकालात काढलेली प्रकरणे Number of cases tried to a conclusion and ended in | मुक्त केलेली किंवा निर्दोषी ठरविलेली Discharged or acquitted | गुन्हा शाबीत झालेली Convicted | वर्षाखेर प्रलंबित प्रकरणे Offences No. of cases pending at the close of the year | (2) |
|-----------------|--|--|--|--|---|--|---|---|----------------------------------|---|------------------|
| (1) | (2) | (3) | (4) | (5) | (6) | (7) | (8) | (9) | (10) | | (2) |
| | वर्ग एक- | | | | | | | | | | Class-I |
| 1 | सार्वजनिक शांतता, सुरक्षितता इत्यादी बाबतीतील गुन्हे | 1,107 | 671 | 1,778 | 7 | 11 | 172 | 13 | 5,424 | Offences against the State, public tranquility, etc. | |
| | वर्ग दोन- | | | | | | | | | | Class-II |
| 2 | व्यक्तिविषयक गंभीर गुन्हे | 10,477 | 4,571 | 15,048 | 147 | 297 | 2,685 | 232 | 19,402 | Serious offences against the persons. | |
| | वर्ग तीन- | | | | | | | | | | Class-III |
| 3 | मालमत्ताविषयक गंभीर गुन्हे | 4,081 | 3,718 | 7,799 | 54 | 7 | 395 | 329 | 7,732 | Serious offences against the property. | |
| | वर्ग चार- | | | | | | | | | | Class-IV |
| 4 | व्यक्तिविषयक गौण गुन्हे | 1,746 | 757 | 2,503 | 4 | 0 | 194 | 32 | 3,283 | Minor offences against the persons. | |
| | वर्ग पाच- | | | | | | | | | | Class-V |
| 5 | मालमत्ताविषयक गौण गुन्हे | 14,659 | 8,107 | 22,766 | 104 | 80 | 1,489 | 628 | 23,931 | Minor offences against the property. | |
| | वर्ग सहा- | | | | | | | | | | Class-VI |
| 6 | वर न उल्लेखिलेले इतर गुन्हे | 1,967 | 1,786 | 3,753 | 104 | 4 | 827 | 122 | 3,672 | Other offences not specified above | |
| 7 | पोलीसांनी दखल घेतलेले इतर विशेष किंवा स्थानिक कायद्याबाबतचे गुन्हे | 8,998 | 2,545 | 11,543 | 0 | 205 | 867 | 458 | 16,310 | Offences under other special local laws non-cognizable by the Police. | |
| | एकूण | 43,035 | 22,155 | 65,190 | 420 | 604 | 6,629 | 1,814 | 79,754 | Grand Total | |

आधार :- पोलीस आयुक्त, महाराष्ट्र शासन, मुंबई.

Source:- Commissioner of Police, Government of Maharashtra, Mumbai.

तक्ता क्रमांक/TABLE No. 10.7

**10. सामाजिक संरक्षण आणि सामाजिक सुरक्षा (पोलीस, गुन्हे व न्याय) /
पोलीस /
तक्ता क्रमांक /
बृहन्मुंबईतील दखलपात्र नसलेले गुन्हे - भाग-२ /**

| अ.क्र. Sr. No. | गुन्हे | वर्षाच्या सुरवातीला शिल्लक असलेली प्रकरणे ज्यातील व्यक्तीची सुनावणी चालू आहे किंवा ज्यांचेबाबत कायदेशीर कारवाई सुरु केली आहे Persons concerned in cases pending at beginning of year namely under trial or against whom processes had issued | ज्यांचे विरुद्ध कारवाई सुरु केली आहे अशा व्यक्ती Persons against whom processes had issued | तक्रारीवरून On complaint | दंडाधिका-यांनी स्वतः घेतलेल्या दखलीमुळे किंवा पोलीसांकडून मिळालेल्या माहितीवरून On Magistrate's own motion or information from the police | पळून गेल्यामुळे किंवा टाळल्यामुळे या वर्षात ज्यांना अटक झाली नाही अशा व्यक्ती आणि ज्यांचेविरुद्ध वर्ष अखेरीस कायदेशीर कारवाई चालू होती अशा व्यक्ती Persons not arrested because they absconded or evaded arrest or failed to comply with summons during the year and persons against whom processes were outstanding at the end of the year | न्यायालयापुढे हजर झालेल्या व्यक्ती Persons who appeared before Court |
|-------------------|--|---|---|-----------------------------|--|--|---|
| (1) | (2) | (3) | (4) | (5) | (6) | (7) | |
| वर्ग एक- | | | | | | | |
| 1 | सार्वजनिक शांतता, सुरक्षितता व न्याय पातळीवरील गुन्हे. | 14,009 | 678 | 0 | 0 | 3,378 | |
| वर्ग दोन- | | | | | | | |
| 2 | व्यक्तिविषयक गंभीर गुन्हे | 42,967 | 4,965 | 0 | 0 | 17,548 | |
| वर्ग तीन- | | | | | | | |
| 3 | मिळकती संबंधी गंभीर गुन्हे | 10,253 | 1,850 | 0 | 0 | 4,853 | |
| वर्ग चार- | | | | | | | |
| 4 | व्यक्तिविषयक गौण गुन्हे | 4,655 | 325 | 0 | 0 | 6,469 | |
| वर्ग पाच- | | | | | | | |
| 5 | मिळकतीसंबंधी गौण गुन्हे | 30,368 | 2,905 | 0 | 0 | 6,601 | |
| वर्ग सहा- | | | | | | | |
| 6 | वर न उल्लेखिलेले इतर गुन्हे | 17,317 | 2,104 | 0 | 0 | 4,413 | |
| वर्ग सात- | | | | | | | |
| 7 | पोलीसांनी दखल घेतलेले इतर विशेष किंवा स्थानिक कायद्याबाबतचे गुन्हे | 28,889 | 3,699 | 0 | 0 | 9,610 | |
| एकूण | | 1,48,458 | 16,526 | 0 | 0 | 52,872 | |

आधार :- पोलीस आयुक्त, महाराष्ट्र शासन, मुंबई.

SOCIAL SECURITY AND SOCIAL DEFENCE (POLICE, CRIMES AND JUDICIAL)**POLICE****TABLE No.10.7****Non-Cognizable Crimes in Brihan Mumbai -Part - II****(2013)**

| हजर झालेल्या व सुनावणीशिवाय मुक्त केलेल्या व्यक्ती Persons discharged after appearance without trial | सुनावणी झालेल्या व्यक्ती Persons tried | | वर्षाखेर सुनावणी चालू असलेल्या व्यक्ती Persons under trial at the close of the year | सोडलेल्या, सामोपचाराने मिटवलेल्या किंवा काढून घेतलेल्या प्रकरणातील व्यक्ती व सुनावणी चालू असताना मेलेल्या, निसटून गेलेल्या किंवा वेड लागलेल्या व्यक्ती Number concerned in cases abandoned or compounded or withdrawn and number who died, escaped or became insane during the trial | हजर होण्याआधीच मेलेल्या, निसटून गेलेल्या किंवा बदली करण्यात आलेल्या व्यक्ती No. of persons died, escaped or where transferred before appearance | Offences |
|---|--|------------------------------------|--|--|--|--|
| | निर्दोष ठरविलेल्या किंवा मुक्त केलेल्या Acquitted or discharged | गुन्हा शाबित झालेल्या Convicted | | | | |
| (8) | (9) | (10) | (11) | (12) | (13) | (2) |
| | | | | | | Class-I |
| 132 | 542 | 24 | 18,490 | 0 | 0 | Offences against the State, public tranquility, safety and justice. |
| | | | | | | Class-II |
| 1,225 | 4,677 | 397 | 58,550 | 5 | 0 | Serious offences against the persons. |
| | | | | | | Class-III |
| 516 | 669 | 371 | 14,767 | 1 | 0 | Serious offences against the property. |
| | | | | | | Class-IV |
| 0 | 138 | 41 | 10,871 | 0 | 0 | Minor offences against the persons. |
| | | | | | | Class-V |
| 825 | 2,134 | 794 | 35,470 | 1 | 0 | Minor offences against the property. |
| | | | | | | Class-VI |
| 1,050 | 1,006 | 293 | 24,480 | 0 | 0 | Other offences not specified above |
| | | | | | | Class-VII |
| 1,318 | 2,791 | 1,114 | 40,439 | 1 | 0 | Offences under other special or local laws and cognizable by Police. |
| 5,066 | 11,957 | 3,034 | 2,03,067 | 8 | 0 | Grand Total |

Source: - Commissioner of Police, Government of Maharashtra, Mumbai.

10. सामाजिक संरक्षण आणि सामाजिक सुरक्षा (पोलीस, गुन्हे व न्याय)
SOCIAL SECURITY AND SOCIAL DEFENCE (POLICE, CRIMES AND JUDICIAL)
पोलीस / POLICE

तक्ता क्रमांक / TABLE No.10.8

बृहन्मुंबईतील व महाराष्ट्र राज्यातील (बृहन्मुंबई सहित) चोरीस गेलेली व परत मिळालेली मालमत्ता /
Property stolen and recovered Brihan Mumbai and in Maharashtra State (including Brihan Mumbai)
(2013)

| अ.क्र. | गुन्हे | मालमत्ता चोरीस गेलेली प्रकरणे | चोरीची मालमत्ता परत मिळालेली प्रकरणे | चोरीस गेलेल्या मालमत्तेची किंमत | परत मिळालेल्या मालमत्तेची किंमत | Offences |
|---------|---|------------------------------------|--|---------------------------------|---------------------------------|--|
| Sr. No. | | Cases in which property was stolen | Cases in which stolen property was recovered | Value of property stolen | Value of property recovered | |
| (1) | (2) | (3) | (4) | (5) | (6) | (2) |
| | मुंबई शहर | | | | | Mumbai City |
| 1 | चोरी | 13,480 | 4,004 | 1,85,54,47,903 | 37,33,12,236 | Theft |
| 2 | जबरी चोरी | 2,757 | 1,258 | 23,31,83,261 | 4,30,11,127 | Robbery |
| 3 | दंडनीय विश्वासघात | 619 | 283 | 4,18,55,31,409 | 7,31,77,813 | Criminal breach of trust |
| 4 | शासकीय कर्मचारी, बाँकात काम करणारे, व्यापारी किंवा दलाल यांनी केलेला दंडनीय विश्वासघात. | 63 | 8 | 47,03,88,225 | 3,89,330 | Criminal breach of trust by public servant or by bankers. Merchants or agents. |
| 5 | चोरीची मालमत्ता बाळगणे | 66 | 66 | 2,24,74,032 | 2,24,74,032 | Possession of stolen property |
| 6 | बळजबरीने लुबाडणे | 96 | 71 | 13,79,350 | 2,35,778 | Extortion |
| 7 | दंडनीय अफरातफर. | 1,593 | 586 | 3,07,45,27,015 | 7,45,62,874 | Criminal misappropriation |
| | एकूण | 18,674 | 6,276 | 9,84,29,31,195 | 58,71,63,190 | Grand Total |
| | महाराष्ट्र राज्य | | | | | Maharashtra State |
| | (बृहन्मुंबई सहित) | | | | | (including Brihan Mumbai) |
| 1 | दरोडा | 827 | 619 | 46,72,60,000 | 27,01,60,000 | Dacoity |
| 2 | जबरी चोरी | 9,674 | 4,703 | 76,93,50,000 | 21,76,40,000 | Robbery |
| 3 | घरफोडी | 17,175 | 5,306 | 1,75,37,60,000 | 24,62,00,000 | Burglary |
| 4 | चोरी | 52,413 | 17,256 | 5,36,50,20,000 | 1,51,04,30,000 | Theft |
| 5 | इतर मालमत्तेचे गुन्हे | 10,275 | 4,771 | 34,80,36,40,000 | 95,15,20,000 | Other kind of Property offences |
| | एकूण | 90,364 | 32,655 | 43,15,90,30,000 | 3,19,59,50,000 | Grand Total |

आधार :- १) पोलीस आयुक्त यांचे कार्यालय, मुंबई.

२) पोलीस आयुक्त यांचे कार्यालय, पुणे.

Source:- 1) Commissioner of Police, Government of Maharashtra, Mumbai.

2) Commissioner of Police, Government of Maharashtra, Pune.

तक्ता क्रमांक/TABLE No. 10.9

10. सामाजिक संरक्षण आणि सामाजिक सुरक्षा (पोलीस, गुन्हे व न्याय) /
पोलीस /
तक्ता क्रमांक /

महाराष्ट्र राज्यातील दखलपात्र गुन्हे (रेल्वे समाविष्ट परंतु मुंबई शहर वगळून) - भाग-१ /

| अ.क्र. Sr. No. | गुन्हे | तपासावर शिल्लक असलेल्या आदल्या वर्षातल्या गुन्ह्यांची संख्या Number of cases pending investigation from the previous year | वर्षात दाखल झालेली प्रकरणे Number of cases reported during the year | तपासणी न झालेली किंवा तपासणीस नकार दिलेली प्रकरणे Number of cases not investigated or in which investigation was refused | वस्तुस्थितीतील किंवा कायद्यातील चुकीमुळे जी प्रकरणे खोटी किंवा दखलपात्र नसलेली घोषित केलेली प्रकरणे Number of cases declared false due to mistake of facts or law or non- cognizable | वर्षभरात दोषारोपपत्र देण्यात आलेली प्रकरणे Cases in which charge- sheets were laid during the year | वर्षभरात दोषारोपपत्र देण्यात न आलेली परंतु तपास पूर्ण करून अंतिम अहवाल सादर करण्यात आलेली प्रकरणे Cases in which charge- sheets were not laid but investigation completed and final report submitted during the year | वर्ष अखेरीस तपासावर शिल्लक असलेली प्रकरणे Cases pending investigation at the end of the year |
|----------------------|--|--|---|--|--|---|--|---|
| (1) | (2) | (3) | (4) | (5) | (6) | (7) | (8) | (9) |
| 1 | दखलपात्र गुन्हात साथ देणे | 0 | 4 | 0 | 0 | 2 | 0 | 2 |
| 2 | दखलपात्र गुन्हाविषयी कट करणे | 1 | 5 | 0 | 0 | 4 | 1 | 1 |
| | वर्ग एक- | | | | | | | |
| 3 | सार्वजनिक शांतता, सुरक्षितता व न्याय हया बाबतीतील गुन्हे | 4,596 | 9,852 | 0 | 222 | 8,521 | 439 | 5,266 |
| | वर्ग दोन- | | | | | | | |
| 4 | व्यक्तिविषयक गंभीर गुन्हे | 17,463 | 52,726 | 2 | 1,139 | 45,898 | 1,768 | 21,382 |
| | वर्ग तीन- | | | | | | | |
| 5 | व्यक्ती आणि मालमत्ताविषयक किंवा फक्त मालमत्ताविषयक गंभीर गुन्हे. | 14,634 | 29,170 | 1 | 381 | 11,942 | 13,073 | 18,407 |
| | वर्ग चार- | | | | | | | |
| 6 | व्यक्तिविषयक किरकोळ गुन्हे. | 4,912 | 12,575 | 1 | 745 | 8,489 | 3,614 | 4,638 |
| | वर्ग पाच- | | | | | | | |
| 7 | मालमत्ताविषयक किरकोळ गुन्हे | 48,742 | 65,091 | 6 | 1,473 | 23,417 | 34,301 | 54,636 |
| | एकूण- (एक ते पाच) | 90,348 | 1,69,423 | 10 | 3,960 | 98,273 | 53,196 | 1,04,332 |
| 8 | वर नमूद न केलेले इतर गुन्हे. | | | | | | | |
| | (१) विशेष व स्थानिक कायद्या- खालील दखलपात्र ठरलेले गुन्हे. | 50,599 | 1,24,124 | 55 | 250 | 1,18,368 | 1,466 | 54,584 |
| | (२) आय.पी.सी. कायद्याखालील गुन्हे. | 24,167 | 64,971 | 7 | 988 | 54,616 | 4,943 | 28,584 |
| | एकूण | 74,766 | 1,89,095 | 62 | 1,238 | 1,72,984 | 6,409 | 83,168 |

आधार:- पोलीस महासंचालक यांचे कार्यालय, महाराष्ट्र शासन, मुंबई.

SOCIAL SECURITY AND SOCIAL DEFENCE (POLICE, CRIMES AND JUDICIAL)**POLICE****TABLE No.10.9****Cognizable Crimes in Maharashtra State (including Railway but excluding Mumbai City) -Part - I****(2013)**

| वर्ग केलेली प्रकरणे Transferred | न्यायालयात काम चालू असलेली गेल्या वर्षातील प्रकरणे Cases pending trial at court from the previous year | चालू वर्षात न्यायालयात पाठविलेली प्रकरणे Cases sent to court for trial during the year | न्यायालयात सामोपचाराने मिटवलेली, काढून घेतलेली किंवा अन्यथा निकालात काढलेली (गुन्ह्यास मदत केल्याचे गुन्हे धरून) प्रकरणे Cases compounded withdrawn or otherwise disposed of by Courts (including abetting, etc.) | निर्दोष सुटलेली प्रकरणे Cases acquitted | गुन्हा शाबित झालेली प्रकरणे Cases convicted | वर्ष अखेरीस न्यायालयात चालू असलेली प्रकरणे Cases pending trial at court at the end of the year | Offences | |
|--|--|---|---|--|--|---|------------------|--|
| (10) | (11) | (12) | सामोपचाराने मिटवलेली प्रकरणे Compounded | न्यायालयातून काढून घेतलेली किंवा अन्यथा थांबविलेली प्रकरणे Withdrawn or otherwise dropped | (15) | (16) | (17) | (2) |
| .. | 11 | 2 | 0 | 0 | 0 | 0 | 13 | Abetment of cognizable offences |
| .. | 39 | 4 | 0 | 0 | 4 | 2 | 37 | Cognizable criminal conspiracy |
| .. | 75,195 | 8,521 | 728 | 243 | 5,545 | 388 | 76,812 | Class I- Offences against the State public tranquility, safety and justice. |
| .. | 3,79,455 | 45,898 | 5,573 | 1,858 | 28,975 | 2,498 | 3,86,449 | Class II- Serious offences against the persons. |
| .. | 1,01,663 | 11,942 | 378 | 126 | 5,969 | 1,038 | 1,06,094 | Class III- Serious offences against persons and property or against property only. |
| .. | 81,545 | 8,489 | 539 | 179 | 5,800 | 344 | 83,172 | Class IV- Minor offences against the persons. |
| .. | 2,62,203 | 23,417 | 4,811 | 1,604 | 14,524 | 2,333 | 2,62,348 | Class V- Minor offences against the property. |
| .. | 9,00,111 | 98,273 | 12,029 | 4,010 | 60,817 | 6,603 | 9,14,925 | Sub-Total (1 to 5) |
| .. | 11,37,058 | 1,18,368 | 16,274 | 5,425 | 84,435 | 19,670 | 11,29,622 | Other offences not specified above.- (I) Offences under special and local laws declared to be cognizable. |
| .. | 4,50,542 | 54,616 | 6,980 | 2,326 | 33,547 | 7,886 | 4,54,419 | (ii) Offences under I.P.C. |
| 0 | 15,87,600 | 1,72,984 | 23,254 | 7,751 | 1,17,982 | 27,556 | 15,84,041 | Grand Total |

Source:- Office of the Director General of Police, Government of Maharashtra, Mumbai.

10. सामाजिक संरक्षण आणि सामाजिक सुरक्षा (पोलीस, गुन्हे व न्याय) /

पोलीस /

तक्ता क्रमांक /

महाराष्ट्र राज्यातील दखलपात्र गुन्हे (रेल्वे समाविष्ट परंतु मुंबई शहर वगळून) - भाग-२/

| अ.क्र. Sr. No. | गुन्हे | गेल्या वर्षापासून प्रकरणांची चौकशी चालू असतांना ज्या व्यक्ती कैदेत आहेत किंवा जामिनावर सुटल्या आहेत अशांची संख्या Number of persons in custody or on bail during the stage of investigation pending from previous year | वर्षभरात अटक केलेल्या व्यक्ती Number of persons arrested during the year | सुनावणीपूर्वी पोलीसांनी किंवा दंडाधिका- यांनी मुक्त केलेल्या व्यक्ती Persons discharged by police or by magistrate before trial | वर्षभरात आरोपपत्र दाखल केले आहेत अशा व्यक्ती Number of persons in whose cases charge sheets were called during the year | वर्ष अखेरीस प्रकरणांची चौकशी चालू असतांना ज्या व्यक्ती कैदेत आहेत किंवा जामिनावर सुटल्या आहेत अशांची संख्या Number of persons in custody or on bail pending investigation at the end of the year | ज्यांच्यावरील प्रकरणाची कोर्टातील सुनावणी गेल्या वर्षापासून चालू आहे अशा व्यक्तींची संख्या Number of persons at trial in court pending from the previous year |
|-------------------------|--|--|--|---|---|--|---|
| (1) | (2) | (3) | (4) | (5) | (6) | (7) | (8) |
| 1 | दखलपात्र गुन्हेयात साथ देणे | 2 | 2 | 0 | 4 | 0 | 20 |
| 2 | दखलपात्र गुन्हेयाविषयी कट करणे | 3 | 9 | 0 | 10 | 2 | 127 |
| वर्ग एक- | | | | | | | |
| 3 | सार्वजनिक शांतता, सुरक्षितता व न्याय हया बाबतीतील गुन्हे | 19,529 | 5,85,692 | 136 | 58,150 | 19,935 | 5,95,460 |
| वर्ग दोन- | | | | | | | |
| 4 | व्यक्तिविषयक गंभीर गुन्हे | 26,707 | 95,862 | 352 | 89,202 | 33,015 | 7,87,635 |
| वर्ग तीन- | | | | | | | |
| 5 | व्यक्ती आणि मालमत्ताविषयक किंवा फक्त मालमत्ताविषयक गंभीर गुन्हे. | 10,222 | 29,905 | 1,295 | 26,599 | 12,233 | 2,46,116 |
| वर्ग चार- | | | | | | | |
| 6 | व्यक्तिविषयक किरकोळ गुन्हे. | 3,283 | 9,421 | 20 | 9,463 | 3,221 | 90,096 |
| वर्ग पाच- | | | | | | | |
| 7 | मालमत्ताविषयक किरकोळ गुन्हे | 19,275 | 49,057 | 1,438 | 44,181 | 22,713 | 4,38,757 |
| वर्ग सहा- | | | | | | | |
| 8 | वर न नोंदविलेले इंडियन पिनल कोडखालील इतर गुन्हे. | 27,353 | 1,02,579 | 185 | 97,168 | 32,579 | 7,42,236 |
| एकूण- (एक ते आठ) | | 1,06,369 | 3,45,516 | 3,426 | 3,24,763 | 1,23,696 | 29,00,300 |
| 9 | वर नमूद न केलेले इतर गुन्हे. (१) विशेष व स्थानिक कायद्या- खाली दखलपात्र ठरलेले गुन्हे. | 66,371 | 1,72,321 | 173 | 1,67,182 | 71,337 | 16,01,288 |
| एकूण | | 66,371 | 1,72,321 | 173 | 1,67,182 | 71,337 | 16,01,288 |

आधार :-पोलीस महासंचालक, महाराष्ट्र शासन, मुंबई.

SOCIAL SECURITY AND SOCIAL DEFENCE (POLICE, CRIMES AND JUDICIAL)**POLICE****TABLE No.10.10****Cognizable Crimes in Maharashtra State (including Railway but excluding Mumbai City) - Part - II****(2013)**

| ज्यांच्यावरील प्रकरणे कोर्टापुढे सुनावणीसाठी या वर्षात सादर केली अशा व्यक्तींची संख्या Number of persons whose cases were put to Court for trial during the year | ज्यांची प्रकरणे सामोपचाराने मिटविली किंवा काढून घेतली किंवा गुन्ह्यात साथ देणे वगैरे आरोप धरून असलेल्या प्रकरणांचा अन्य निकाल लावला आहे अशा व्यक्ती Number of persons against whom cases were compounded or withdrawn or whose cases were otherwise disposed of including abetting, etc. सामोपचाराने मिटविलेली Compounded | काढून घेतलेली किंवा कमी झालेली Withdrawn or otherwise dropped | शिक्षा झालेल्या व्यक्ती Number of persons convicted | निर्दोष ठरविलेल्या किंवा मुक्त केलेल्या व्यक्ती Number of persons acquitted or discharged | ज्या व्यक्तींची कोर्टापुढे सुनावणी चालू असतांना ज्या कैदेत आहेत किंवा जामिनावर सुटल्या आहेत अशा व्यक्तींची वर्षाखेरीची संख्या Number of persons in custody or on bail pending trial in Courts at the end of the year | वर्ग केलेली प्रकरणे Transferred | Offences |
|---|--|--|--|--|---|------------------------------------|--|
| (9) | (10) | (11) | (12) | (13) | (14) | (15) | (2) |
| 4 | 0 | 0 | 2 | 2 | 20 | .. | Abetment of cognizable offences |
| 10 | 0 | 0 | 3 | 5 | 129 | .. | Cognizable criminal conspiracy |
| 58,150 | 4,344 | 2,172 | 1,952 | 40,155 | 6,04,987 | .. | Class I- Offences against the State public tranquility, safety and justice. |
| 89,202 | 9,426 | 4,713 | 4,477 | 59,147 | 7,99,074 | .. | Class II- Serious offences against the persons. |
| 26,599 | 642 | 321 | 1,623 | 14,138 | 2,55,991 | .. | Class III- Serious offences against persons and property or against property only. |
| 9,463 | 523 | 261 | 370 | 6,217 | 92,188 | .. | Class IV- Minor offences against the persons. |
| 44,181 | 6,674 | 3,337 | 3,063 | 25,817 | 4,44,047 | .. | Class V- Minor offences against the property. |
| 97,168 | 9,201 | 4,602 | 9,235 | 60,764 | 7,55,602 | .. | Class VI- Other offences under I.P.C not mentioned above. |
| 3,24,763 | 30,810 | 15,406 | 20,720 | 2,06,238 | 29,51,889 | .. | Sub-Total (1 to 8) |
| 1,67,182 | 18,255 | 11,121 | 28,677 | 1,10,845 | 15,99,572 | .. | Other offences not specified above.- (I) Offences against special and local laws declared to be cognizable. |
| 1,67,182 | 18,255 | 11,121 | 28,677 | 1,10,845 | 15,99,572 | .. | Grand Total |

Source:- Director-General of Police, Government of Maharashtra, Mumbai.

10. सामाजिक संरक्षण आणि सामाजिक सुरक्षा (पोलीस,गुन्हे न्याय व सुधारगृहे)
SOCIAL SECURITY AND SOCIAL DEFENCE (POLICE, CRIMES, JUDICIAL AND SUDHARGRUH)
तक्ता क्रमांक / TABLE No.10.11

कारागृहातील व दुय्यम कारागृहातील कैदी / Prisoners confined in Jails and subsidiary Jails
(2013-14)

| अ.क्र. Sr. No. (1) | बाब (2) | माहिती Particulars (3) | | | Item (2) |
|--------------------------|--|------------------------------|-------------------|-----------------|---|
| 1 | कैदेची जागा- | | | | Place of confinement- |
| | (अ) मध्यवर्ती कारागृह | 9 | | | (a) Central Jails. |
| | (ब) जिल्हा कारागृह | 35 | | | (b) District Jails. |
| | (क) विशेष कारागृह, रत्नागिरी | 1 | | | (c) Special Jails, Ratnagiri. |
| | (ड) किशोर सुधारालय, नाशिक | 1 | | | (d) Kishor Sudharalay, Nashik |
| | (ई) दुय्यम कारागृह | 172 | | | (e) Sub-Jails. |
| | (फ) मुक्त छावण्या | 1 | | | (f) Open Colonies. |
| | एकूण | 219 | | | Total |
| | | पुरुष Men | स्त्रिया Women | एकूण Total | |
| 2 | कैदी- | | | | Prisoners- |
| 2.1 | वर्षाच्या सुरवातीस असलेले | 24,499 | 1,435 | 25,934 | Remained at the Commencement of the year. |
| 2.2 | वर्षात भरती झालेले | 1,21,818 | 7,867 | 1,29,685 | Received during the year. |
| | एकूण | 1,46,317 | 9,302 | 1,55,619 | Total |
| 2.3 | कायद्याच्या सर्व कलमातून मुक्त झालेले. | 1,19,847 | 7,841 | 1,27,688 | Discharged from all clauses |
| 2.4 | वर्षाच्या शेवटी असलेले | 26,470 | 1,461 | 27,931 | Remaining at the end of the year. |
| 2.5 | प्रत्येक वर्गाची दैनिक सरासरी संख्या | 25,701 | 1,421 | 27,122 | Daily average number of each class. |

आधार :- कारागृह महानिरीक्षक, महाराष्ट्र शासन, पुणे.

Source :- Inspector General of Prisons, Government of Maharashtra, Pune.

10. सामाजिक संरक्षण आणि सामाजिक सुरक्षा (पोलीस, गुन्हे न्याय व सुधारगृहे)
SOCIAL SECURITY AND SOCIAL DEFENCE (POLICE, CRIMES, JUDICIAL AND SUDHARGRUH)

तक्ता क्रमांक / TABLE No.10.12

कारागृहात दाखल केलेल्या व वर्षअखेरीस राहिलेल्या कैद्यांची वर्गानुसार संख्या व चालू वर्षात केलेल्या कैद्यांची
 (न्यायिक कैदी फक्त) स्त्री-पुरुष, वय, साक्षरता व पूर्वीच्या व्यवसायानुसार संख्या /

**Number of convicts admitted and those remained in jail at the close of the year by gender and convicts
 imprisoned during the year by gender, age, literacy and previous occupation (for judicial convicts only)**

(2013-14)

| अ.क्र. Sr. No. (1) | बाब (2) | माहिती / Particulars | | | Item (2) |
|-----------------------------|--|-----------------------|----------------------------|------------------------|--|
| | | पुरुष / Men (3) | स्त्रिया / Women (4) | एकूण / Total (5) | |
| 1 | आदल्या वर्षाच्या शेवटी राहिलेले कैदी | 7,651 | 449 | 8,100 | Remained at the close of the previous year. |
| 2 | चालू वर्षात कैद केलेले | 13,593 | 661 | 14,254 | Imprisoned during the present year. |
| 3 | बदलून आलेले | 6,202 | 301 | 6,503 | Received by transfer. |
| | एकूण | 27,446 | 1,411 | 28,857 | Total |
| 4 | वर्षभरात मुक्त केलेले | 19,627 | 945 | 20,572 | Discharged during the year. |
| 5 | वर्ष अखेर शिल्लक संख्या | 7,819 | 466 | 8,285 | Closing balance at the end of the year. |
| | चालू वर्षात कैद केलेले- | | | | Imprisoned during the present year- |
| 1 | वयानुसार / Age- | | | | |
| 1.1 | Under 16 वर्षाखालील / Years | ... | ... | | |
| 1.2 | 16-18 वर्षे / Years | ... | ... | | |
| 1.3 | 19-21 वर्षे / Years | 2,225 | 75 | 2,300 | |
| 1.4 | 22-30 वर्षे / Years | 5,074 | 288 | 5,362 | |
| 1.5 | 31-40 वर्षे / Years | 3,797 | 201 | 3,998 | |
| 1.6 | 41-60 वर्षे / Years | 2,358 | 86 | 2,444 | |
| 1.7 | Above 60 वर्षावर / Years | 139 | 11 | 150 | |
| | एकूण | 13,593 | 661 | 14,254 | Total |
| 2 | साक्षरतेनुसार- | | | | Literacy- |
| 2.1 | साक्षर | 9,763 | 300 | 10,063 | Literate. |
| 2.2 | निरक्षर | 3,830 | 361 | 4,191 | Illiterate. |
| | एकूण | 13,593 | 661 | 14,254 | Total |
| 3 | पूर्वीच्या व्यवसायानुसार- | | | | Previous occupation- |
| 3.1 | शासकीय सेवेत, नगरपालिका किंवा इतर स्थानिक संस्थात काम करणारे | 58 | 2 | 60 | Employed under Government or municipal or other local authorities. |
| 3.2 | व्यावसायिक व्यापार व वाणिज्य क्षेत्रातील | 859 | 15 | 874 | Professional and engaged in commercial trade. |
| 3.3 | सेवा किंवा वैयक्तिक कार्यालये असलेल्या | 3,124 | 87 | 3,211 | In service or performing personal offices. |
| 3.4 | शेती व पशु क्षेत्रातील | 4,868 | 159 | 5,027 | Engaged in agriculture and with animals. |
| 3.5 | यांत्रिक, कला, वस्तुनिर्माण व अभियांत्रिकी क्षेत्रातील. | ... | ... | 0 | Employed in mechanical, arts manufacture and engineering operation, etc. |
| 3.6 | इतरत्र वर्गीकरण न झालेल्या व्यक्ती | 4,684 | 398 | 5,082 | Miscellaneous, not classified otherwise |
| | एकूण | 13,593 | 661 | 14,254 | Total |
| 3.7 | विवाहित | 8,855 | 531 | 9,386 | Married |
| 3.8 | अविवाहित | 4,297 | 106 | 4,403 | Unmarried |
| 3.9 | विधवा / विधूर | 441 | 24 | 465 | Widows / Widower |
| | एकूण | 13,593 | 661 | 14,254 | Total |

आधार :- कारागृह महानिरीक्षक, महाराष्ट्र शासन, पुणे.

Source :- Inspector General of Prisons, Government of Maharashtra, Pune.

10. सामाजिक संरक्षण आणि सामाजिक सुरक्षा (पोलीस, गुन्हे न्याय व सुधारगृहे)
SOCIAL SECURITY AND SOCIAL DEFENCE (POLICE, CRIMES, JUDICIAL AND SUDHARGRUH)
तक्ता क्रमांक / TABLE No.10.13

कारागृहात दाखल केलेल्या कैद्यांची स्त्री-पुरुष, शिक्षेचे स्वरूप व शिक्षेची मुदत यानुसार, तसेच पूर्वी शिक्षा झालेली असून पुन्हाकारागृहात दाखल केलेल्या कैद्यांची संख्या (न्यायिक कैदी फक्त) /

Numbers of convicts admitted into jails by gender, nature & length of sentences and previously convicted convicts readmitted into the jails (for judicial convicts only)

(2013-14)

| अ.क्र. Sr. No. | बाब (2) | पुरुष Men (3) | स्त्रिया Women (4) | एकूण Total (5) | Item (2) |
|-------------------|---|---------------------|--------------------------|----------------------|---|
| | वर्षभरात कारागृहात दाखल केलेली कैदी- कारावास- | | | | Convicts admitted during the year- Imprisonment- |
| 1 | एक महिना किंवा कमी | 5,171 | 91 | 5,262 | Not exceeding one month. |
| 2 | एक महिन्याहून जास्त व तीन महिने किंवा कमी | 2,276 | 228 | 2,504 | Above one month and not exceeding three months. |
| 3 | तीन महिन्याहून जास्त व सहा महिने किंवा कमी | 2,130 | 118 | 2,248 | Above three months and not exceeding six months. |
| 4 | सहा महिन्याहून जास्त व एक वर्ष किंवा कमी | 1,285 | 23 | 1,308 | Above six months and not exceeding one year. |
| 5 | एक वर्षाहून जास्त व दोन वर्ष किंवा कमी | 876 | 44 | 920 | Above one year and not exceeding two years. |
| 6 | दोन वर्षाहून जास्त व पाच वर्षे किंवा कमी | 614 | 54 | 668 | Above two years and not exceeding five years. |
| 7 | पाच वर्षाहून जास्त व दहा वर्षे किंवा कमी | 454 | 22 | 476 | Above five years and not exceeding ten years. |
| 8 | दहा वर्षाहून जास्त | 125 | 17 | 142 | Exceeding ten years. |
| 9 | हद्यपारीची शिक्षा- (अ) मुदतीची हद्यपारी | | | 0 | Sentenced to transportation- (a) For a term. |
| 10 | मृत्युची शिक्षा | 8 | 0 | 8 | Sentence of death. |
| 11 | जन्मठेपेची शिक्षा | 654 | 64 | 718 | Imprisonment for Life |
| | एकूण | 13,593 | 661 | 14,254 | Total |
| | पूर्वी शिक्षा झालेले व कारागृहात दाखल केलेले कैदी- | | | | Convicts admitted who had been previously convicted- |
| 1 | जामीन न मिळाल्यामुळे किंवा चांगल्या वर्तणुकी- अभावी कैद केलेले सराईत गुन्हेगार. | .. | .. | | Number of habitual offenders imprisoned in default of finding security or good behaviour. |
| 2 | पूर्वी शिक्षा झालेले व जामीन न मिळवित आल्यामुळे कैद केलेले- (अ) पूर्वी एकदा शिक्षा झालेले (ब) पूर्वी दोनदा शिक्षा झालेले (क) पूर्वी दोनपेक्षा जास्त वेळा शिक्षा झालेले | | | | Number of habitual offenders imprisoned in default behaviour. (a) Previously convicted once. (b) Previously convicted twice. (c) Previously convicted more than twice. |
| | एकूण - (१+२) | 2 | 0 | 2 | Total (1+2) |
| 3 | १६ वर्षाखालील गुन्हेगार | .. | .. | .. | Offenders under 16 years of age. |

आधार :- कारागृह महानिरीक्षक, महाराष्ट्र शासन, पुणे.

Source :- Inspector General of Prisons, Government of Maharashtra, Pune.

10. सामाजिक संरक्षण आणि सामाजिक सुरक्षा (पोलीस, गुन्हे न्याय व सुधारगृहे)
SOCIAL SECURITY AND SOCIAL DEFENCE (POLICE, CRIMES, JUDICIAL AND SUDHARGRUH)
तक्ता क्रमांक / TABLE No.10.14
तुरुंगातील कैद्यांवर पहारा करणे व त्यांची देखभाल करणे यावरील खर्च/
Expenditure in guarding and caring the prisoners in jails
(2013-14)

(रुपये हजारत / Rs. In thousands)

| अ.क्र. Sr. No. (1) | बाब (2) | खर्च Expenditure (3) | Item (2) |
|--------------------------|--|----------------------------|--|
| | आस्थापना खर्च | | Establishment Expenditure |
| | (अ) आवर्ती (वेतनासह) | 19,38,485 | (A) Recurring (including salaries) |
| | (ब) अनावर्ती | | (B) Non Recurring |
| | १. विकास खर्च | 46,732 | Development Expenditure |
| | २. विकासेतर खर्च | ... | Non development Expenditure |
| | एकूण (अ+ब) | 19,85,217 | Total (A + B) |
| | (क) योजनेतर खर्च- | | (C) Expenditure on Non-plan scheme- |
| 1 | वेतन | 12,17,583 | Salaries |
| 2 | प्रवास खर्च | 12,669 | Travel expenses |
| 3 | आहारविषयक आकार | 2,98,634 | Diet charges |
| 4 | कार्यालयीन खर्च | 7,655 | Office expenses |
| 5 | भाडे, दर व कर | 19,538 | Rents, Rates and Taxes |
| 6 | मजुरी | 42,221 | Wages |
| 7 | सहाय्यक अनुदान | 90 | Grant-in-aid contribution |
| 8 | वैद्यकीय उपचार | 15,866 | Medical treatment |
| 9 | तुरुंग उद्योगावरील खर्च | 57,208 | Jail Industries expenses |
| 10 | इतर खर्च | 90,348 | Other charges |
| 11 | यंत्र सामग्रीवरील खर्च | 281 | Machinery expenses |
| 12 | कपडे बिछाना | 4,509 | Prison clothing and bedding |
| 13 | संकीर्ण बांधकाम | 5,429 | Miscellaneous construction |
| 14 | पेट्रोल | 1,718 | Petrol |
| 15 | इतर संकीर्ण खर्च | 1,64,736 | Others miscellaneous expenses |
| | एकूण (क) | 19,38,485 | Total (C) |
| | कैद्यांची रोजची सरासरी संख्या (साधे कैदी वगळून) | 27,122 | Average number of prisoners daily (excluding general prisoners) |
| | कैद्यांचा दरडोई एकूण खर्च (रुपये) | 200.54 | Total cost per head of prisoners (in Rs.) |

आधार :- कारागृह महानिरीक्षक, महाराष्ट्र शासन, पुणे.

Source :- Inspector General of Prisons, Government of Maharashtra, Pune.

११. राज्य उत्पन्न :

राज्य उत्पन्नाचे चालू किंमतीनुसार व स्थिर (२००४-०५) किंमतीनुसार अंदाज, त्यांची टक्केवारीनुसार विभागणी, क्षेत्रानुसार विभागणी इत्यादी माहिती या विभागात दिली आहे. हे अंदाज उपलब्ध झालेल्या कार्यालयीन अभिलेखामधून व अर्थ व सांख्यिकी संचालनालय, केंद्रीय सांख्यिकीय संघटना आणि इतर संस्थांनी मागील काही वर्षांत घेतलेल्या नमुना पाहण्या व अभ्यास पाहण्या यांतून गोळा केलेल्या व्यापक सांख्यिकीय माहितीवर आधारित आहेत.

देशांतर्गत स्थूल उत्पन्न : कोणत्याही भौगोलिक सीमांकित क्षेत्रातील विशिष्ट कालावधीमध्ये (साधारणपणे एक वर्ष) निर्माण झालेल्या सर्व वस्तू व सेवांचे (द्विरुक्ती टाळून) चलनाच्या स्वरूपात केलेले मोजमाप. सर्वसाधारणपणे भौगोलिक क्षेत्र म्हणजे देश. जर भौगोलिक क्षेत्र राज्य असेल तर त्यास स्थूल राज्य उत्पन्न आणि जर भौगोलिक क्षेत्र जिल्हा असेल तर त्यास स्थूल जिल्हा उत्पन्न असे संबोधले जाते.

निव्वळ उत्पन्नाची जसे देशांतर्गत निव्वळ उत्पन्न, निव्वळ राज्य उत्पन्न व निव्वळ जिल्हा उत्पन्न परिगणना करतांना संबंधित स्थूल उत्पन्नातून स्थिर भांडवलाचा घसारा वजा करण्यात येतो.

दरडोई उत्पन्न (राष्ट्रीय दरडोई उत्पन्न, राज्य दरडोई उत्पन्न आणि जिल्हा दरडोई उत्पन्न) हे संबंधित भौगोलिक क्षेत्राच्या निव्वळ उत्पन्नाला संबंधित वर्षाच्या मध्यावधी लोकसंख्येने भागून परिगणित करण्यात येते.

11. STATE INCOME :

In this section the estimates of State income at current and constant (2004-05) prices, their percentage distribution, sectoral distribution etc. are given. These estimates are prepared on the basis of comprehensive statistical material which has become available from official records and also collected through sample surveys and type studies conducted by this Directorate, Central Statistical Organisation and other agencies over the past few years.

Gross Domestic Product (GDP): It is a measure in monetary terms of all the goods & services produced (without duplication) within the boundaries of any geographical area during a given period of time (generally, one year). Usually, geographical area is Nation. In case of the geographical boundaries being State, it is termed as Gross State Domestic Product (GSDP). In case of the geographical boundaries being district, it is termed as Gross District Domestic Product (GDDP).

All Net Products such as Net Domestic Product, Net State Domestic Product & Net District Domestic Product are obtained by subtracting Consumption of Fixed Capital (CFC) from respective Gross Domestic Products.

Per Capita Income: Per capita National Income, Per capita State Income & Per Capita District Income is obtained by dividing Net Products of respective geographical area by mid- year population of respective year.

11. राज्य उत्पन्न / STATE INCOME

तक्ता क्रमांक / TABLE No.11.1

घटक खर्चावर आधारित राज्य उत्पन्न व दरडोई उत्पन्न आणि त्यांचे निर्देशांक / State Income and Per Capita State Income at factor cost and their indices

| बाब | 2004-05 | 2005-06 | 2006-07 | 2007-08 | 2008-09 | 2009-10 | 2010-11 | 2011-12 ⁺⁺ | 2012-13 ⁺ | Item |
|--|-------------|-------------|-------------|-------------|-------------|-------------|--------------|-----------------------|----------------------|--|
| (1) | (2) | (3) | (4) | (5) | (6) | (7) | (8) | (9) | (10) | (1) |
| एकूण राज्य उत्पन्न (₹ लाखात) | | | | | | | | | | Gross Domestic Product (₹ in lakhs) |
| चालू किंमतीनुसार | 4,15,47,969 | 4,86,76,562 | 5,84,49,766 | 6,84,81,658 | 7,53,96,915 | 8,55,75,051 | 10,49,15,008 | 11,75,41,907 | 13,23,76,827 | I. At Current Prices |
| स्थिर (२००४-०५ च्या) किंमतीनुसार | 4,15,47,968 | 4,70,92,933 | 5,34,65,395 | 5,94,83,158 | 6,10,19,135 | 6,66,94,446 | 7,42,04,180 | 7,77,79,097 | 8,25,83,194 | II. At Constant (2004-05) Prices |
| निव्वळ राज्य उत्पन्न (₹ लाखात) | | | | | | | | | | Net State Domestic Product (₹ in lakhs) |
| चालू किंमतीनुसार | 3,70,02,281 | 4,37,10,286 | 5,26,90,997 | 6,19,88,351 | 6,77,78,112 | 7,70,79,386 | 9,50,77,051 | 10,64,68,932 | 11,96,75,442 | I. At Current Prices |
| स्थिर (२००४-०५ च्या) किंमतीनुसार | 3,70,02,280 | 4,23,63,219 | 4,81,98,324 | 5,38,08,096 | 5,46,53,290 | 5,99,33,837 | 6,67,62,536 | 6,98,08,572 | 7,39,04,030 | II. At Constant (2004-05) Prices |
| दरडोई निव्वळ राज्य उत्पन्न (₹) | | | | | | | | | | Per Capita Net State Domestic Product (₹) |
| चालू किंमतीनुसार | 36,077 | 41,965 | 49,831 | 57,760 | 62,234 | 69,765 | 84,858 | 93,748 | 1,03,991 | I. At Current Prices |
| स्थिर (२००४-०५ च्या) किंमतीनुसार | 36,077 | 40,671 | 45,582 | 50,138 | 50,183 | 54,246 | 59,587 | 61,468 | 64,218 | II. At Constant (2004-05) Prices |
| स्थूल राज्य उत्पन्नाचे निर्देशांक (पायाभूत वर्ष २००४-०५ = १००) | | | | | | | | | | Index number of Gross State Domestic Product (Base year 2004-05 = 100) |
| चालू किंमतीनुसार | 100.0 | 117.2 | 140.70 | 164.80 | 181.50 | 206.0 | 252.5 | 282.9 | 318.6 | I. At Current Prices |
| स्थिर (२००४-०५ च्या) किंमतीनुसार | 100.0 | 113.3 | 128.7 | 143.2 | 146.9 | 160.5 | 178.6 | 187.2 | 198.8 | II. At Constant (2004-05) Prices |
| निव्वळ राज्य उत्पन्नाचे निर्देशांक (पायाभूत वर्ष २००४-०५ = १००) | | | | | | | | | | Index number of Net State Domestic Product (Base year 2004-05 = 100) |
| चालू किंमतीनुसार | 100.0 | 118.1 | 142.4 | 167.5 | 183.2 | 208.3 | 256.9 | 287.7 | 323.4 | I. At Current Prices |
| स्थिर (२००४-०५ च्या) किंमतीनुसार | 100.0 | 114.5 | 130.3 | 145.4 | 147.7 | 162.0 | 180.4 | 188.7 | 199.7 | II. At Constant (2004-05) Prices |
| दरडोई निव्वळ राज्य उत्पन्नाचे निर्देशांक (पायाभूत वर्ष २००४-०५ = १००) | | | | | | | | | | Index number of Per Capita Net State Domestic Product (Base year 2004-05 = 100) |
| चालू किंमतीनुसार | 100.0 | 116.3 | 138.1 | 160.10 | 172.5 | 193.4 | 235.2 | 259.9 | 288.2 | I. At Current Prices |
| स्थिर (२००४-०५ च्या) किंमतीनुसार | N.A. | N.A. | N.A. | N.A. | N.A. | N.A. | N.A. | N.A. | N.A. | II. At Constant (2004-05) Prices |

टिप / Note: ++ दुसरे सुधारीत अंदाज / Second Revised Estimates + पहिले सुधारीत अंदाज / First Revised Estimates N.A. - Not Available

आधार - अर्थ व सांख्यिकी संचालनालय, महाराष्ट्र शासन, मुंबई / Source :- Directorate of Economics & Statistics, Government of Maharashtra, Mumbai

11. राज्य उत्पन्न / STATE INCOME

तक्ताक्रमांक / TABLE No.11.2

घटक खर्चावर आधारित चालू किंमतीनुसार क्षेत्रवार निव्वळ राज्य उत्पन्न / Net State Domestic Product at Factor Cost by Sectors at Current Prices

(₹ लाखात / ₹ In lakhs)

| विभाग (1) | 2004-05 (2) | 2005-06 (3) | 2006-07 (4) | 2007-08 (5) | 2008-09 (6) | 2009-10 (7) | 2010-11 (8) | 2011-12 ⁺⁺ (9) | 2012-13 ⁺ (10) | Sector (1) |
|--|--------------------|--------------------|--------------------|--------------------|--------------------|--------------------|--------------------|------------------------------|------------------------------|---|
| प्राथमिक क्षेत्र | 44,25,192 | 51,88,864 | 65,40,310 | 78,97,635 | 75,45,766 | 87,34,250 | 1,26,92,189 | 1,36,84,391 | 1,41,28,786 | Primary Sector |
| कृषि व संलग्न कार्य | 41,34,089 | 48,72,452 | 62,81,645 | 75,94,794 | 71,40,186 | 83,21,898 | 1,22,93,193 | 1,31,71,847 | 1,36,07,543 | Agriculture & allied activities |
| १. कृषि, पशुधन | 31,13,563 | 36,19,061 | 46,93,849 | 60,38,397 | 55,20,432 | 63,84,169 | 1,01,30,525 | 1,06,73,978 | 1,08,17,399 | Agriculture |
| २. वन उद्योग | 9,00,940 | 11,19,073 | 14,44,088 | 13,98,990 | 14,70,485 | 17,72,906 | 19,59,183 | 22,49,667 | 24,89,937 | Forestry |
| ३. मत्स्योद्योग | 1,19,586 | 1,34,318 | 1,43,708 | 1,57,407 | 1,49,269 | 1,64,824 | 2,03,485 | 2,48,202 | 3,00,207 | Fishing |
| ४. खाणी | 2,91,103 | 3,16,412 | 2,58,665 | 3,02,841 | 4,05,580 | 4,12,352 | 3,98,997 | 5,12,544 | 5,21,243 | Mining |
| द्वितीय क्षेत्र | 96,01,587 | 1,26,28,400 | 1,54,41,604 | 1,85,50,218 | 1,92,93,780 | 2,09,05,698 | 2,59,52,224 | 2,74,69,562 | 2,99,90,947 | Secondary Sector |
| उद्योग | 98,92,690 | 1,29,44,812 | 1,57,00,269 | 1,88,53,059 | 1,96,99,360 | 2,13,18,050 | 2,63,51,220 | 2,79,82,107 | 3,05,12,190 | Industry |
| ५. कारखाने | 67,32,816 | 93,98,845 | 1,17,87,926 | 1,38,87,695 | 1,36,95,604 | 1,48,47,107 | 1,85,08,235 | 1,90,32,596 | 2,00,83,109 | Manufacturing |
| ५.१ नोंदणीकृत | 43,17,136 | 66,06,584 | 84,69,634 | 98,63,347 | 94,86,218 | 1,02,27,379 | 1,31,15,471 | 1,35,83,675 | 1,44,11,039 | Registered |
| ५.२ अनोंदणीकृत | 24,15,680 | 27,92,261 | 33,18,292 | 40,24,348 | 42,09,385 | 46,19,728 | 53,92,764 | 54,48,921 | 56,72,070 | Un-registered |
| ६. बांधकाम | 25,12,468 | 29,01,011 | 32,95,170 | 42,77,153 | 49,87,368 | 52,78,546 | 64,87,497 | 75,36,246 | 81,28,228 | Construction |
| ७. वीज, गॅस आणि पाणीपुरवठा | 3,56,303 | 3,28,544 | 3,58,508 | 3,85,371 | 6,10,808 | 7,80,045 | 9,56,492 | 9,00,721 | 17,79,609 | Electricity, Gas & water supply |
| तृतीय क्षेत्र / सेवा | 2,29,75,503 | 2,58,93,022 | 3,07,09,084 | 3,55,40,498 | 4,09,38,565 | 4,74,39,439 | 5,64,32,638 | 6,53,14,978 | 7,55,55,709 | Tertiary sector / Services |
| ८. परिवहन, दळणवळण आणि वखार | | | | | | | | | | Transport, Storage & Communication |
| ८.१ रेल्वे | 2,34,164 | 2,42,212 | 2,77,878 | 3,20,026 | 3,70,618 | 5,20,871 | 4,50,124 | 5,14,756 | 5,79,934 | Railways |
| ८.२ परिवहन आणि वखार | 19,36,520 | 21,68,858 | 26,36,697 | 30,11,544 | 34,42,760 | 39,99,441 | 46,43,585 | 54,22,534 | 62,48,392 | Transport & Storage |
| ८.३ दळणवळण | 6,90,926 | 7,60,504 | 8,12,839 | 9,33,881 | 10,56,647 | 11,88,769 | 11,60,452 | 12,50,478 | 14,43,834 | Communication |
| ९. व्यापार, खाणावळ आणि उपहारगृहे | 65,06,529 | 73,62,271 | 90,19,622 | 1,02,24,571 | 1,08,13,972 | 1,24,44,495 | 1,46,31,347 | 1,63,14,374 | 1,82,64,125 | Trade, Hotels & Restaurants |
| १०. बँका आणि विमा उद्योग | 46,49,880 | 50,11,387 | 58,51,350 | 68,31,799 | 81,99,947 | 87,90,308 | 1,07,82,660 | 1,24,67,250 | 1,41,23,382 | Banking and Insurance |
| ११. स्थावर मालमत्ता व राहत्या घरांची मालकी आणि व्यावसायिक सेवा | 48,22,885 | 56,77,278 | 67,84,036 | 81,24,980 | 96,74,967 | 1,16,64,011 | 1,42,99,355 | 1,71,90,002 | 2,04,23,820 | Real Estate and Ownership of Dwellings and Business Services. |
| १२. सार्वजनिक प्रशासन | 15,70,542 | 17,19,016 | 18,87,959 | 22,62,602 | 30,12,659 | 34,73,504 | 38,63,325 | 42,38,131 | 49,31,758 | Public Administration |
| १३. इतर सेवा | 25,64,057 | 29,51,496 | 34,38,703 | 38,31,095 | 43,66,995 | 53,58,038 | 66,01,790 | 79,17,454 | 95,40,465 | Other Services |
| १४. एकूण निव्वळ राज्य उत्पन्न | 3,70,02,281 | 4,37,10,286 | 5,26,90,997 | 6,19,88,351 | 6,77,78,112 | 7,70,79,386 | 9,50,77,051 | 10,64,68,932 | 11,96,75,442 | Net State Domestic Product |
| दरडोई निव्वळ राज्य उत्पन्न (₹) | 36,077 | 41,965 | 49,831 | 57,760 | 62,234 | 69,765 | 84,858 | 93,748 | 1,03,991 | Per Capita Net State Domestic product (₹) |

टिप/Note: ++ दुसरे सुधारीत अंदाज / Second Revised Estimates + पहिले सुधारीत अंदाज / First Revised Estimates

आधार - अर्थ व सांख्यिकी संचालनालय, महाराष्ट्र शासन, मुंबई / Source :- Directorate of Economics & Statistics, Government of Maharashtra, Mumbai

11. राज्य उत्पन्न / STATE INCOME

तक्ता क्रमांक / TABLE No.11.3

घटक खर्चावर आधारित स्थिर (२००४-०५ च्या) किंमतीनुसार क्षेत्रवार निव्वळ राज्य उत्पन्न / Net State Domestic Product at Factor Cost by Sectors at Constant (2004-05) Prices
(₹ लाखात / ₹ In lakhs)

| विभाग (1) | 2004-05 (2) | 2005-06 (3) | 2006-07 (4) | 2007-08 (5) | 2008-09 (6) | 2009-10 (7) | 2010-11 (8) | 2011-12 ⁺⁺ (9) | 2012-13 ⁺ (10) | Sectors (1) |
|--|--------------------|--------------------|--------------------|--------------------|--------------------|--------------------|--------------------|------------------------------|------------------------------|--|
| प्राथमिक क्षेत्र | 44,25,192 | 48,11,474 | 54,99,999 | 62,56,287 | 52,94,852 | 53,27,451 | 64,67,157 | 64,79,424 | 63,76,000 | Primary Sector |
| कृषि व संलग्न कार्य | 41,34,089 | 45,19,326 | 51,96,912 | 59,60,327 | 50,30,418 | 50,53,557 | 61,54,287 | 61,45,041 | 60,43,028 | Agriculture & allied activities |
| १. कृषि, पशुधन | 31,13,563 | 34,81,647 | 40,96,642 | 48,19,301 | 38,39,824 | 39,85,673 | 50,22,122 | 49,50,104 | 47,83,257 | Agriculture |
| २. वन उद्योग | 9,00,940 | 9,01,287 | 9,65,941 | 10,04,489 | 10,62,510 | 9,45,054 | 10,08,600 | 10,70,291 | 11,34,647 | Forestry |
| ३. मत्स्योद्योग | 1,19,586 | 1,36,392 | 1,34,329 | 1,36,537 | 1,28,084 | 1,22,830 | 1,23,566 | 1,24,645 | 1,25,123 | Fishing |
| ४. खाणी | 2,91,103 | 2,92,148 | 3,03,087 | 2,95,960 | 2,64,434 | 2,73,894 | 3,12,870 | 3,34,384 | 3,32,972 | Mining |
| द्वितीय क्षेत्र | 96,01,587 | 1,19,35,286 | 1,38,88,165 | 1,57,11,698 | 1,51,01,082 | 1,62,87,744 | 1,86,23,969 | 1,85,57,809 | 1,89,56,112 | Secondary Sector |
| उद्योग | 98,92,690 | 1,22,27,434 | 1,41,91,251 | 1,60,07,659 | 1,53,65,517 | 1,65,61,637 | 1,89,36,839 | 1,88,92,193 | 1,92,89,084 | Industry Sector |
| ५. कारखाने | 67,32,816 | 88,63,496 | 1,06,29,224 | 1,16,85,445 | 1,05,83,383 | 1,14,90,101 | 1,31,78,600 | 1,24,46,951 | 1,22,95,909 | Manufacturing |
| ५.१ नोंदणीकृत | 43,17,136 | 61,59,928 | 76,11,959 | 81,72,483 | 71,29,772 | 78,23,425 | 91,95,629 | 87,35,824 | 86,35,560 | Registered |
| ५.२ अनोदणीकृत | 24,15,680 | 27,03,568 | 30,17,265 | 35,12,962 | 34,53,611 | 36,66,676 | 39,82,970 | 37,11,127 | 36,60,349 | Un-registered |
| ६. बांधकाम | 25,12,468 | 26,72,784 | 28,98,759 | 36,34,358 | 39,56,050 | 41,50,401 | 47,38,763 | 52,70,831 | 57,12,996 | Construction |
| ७. वीज, गॅस आणि पाणीपुरवठा | 3,56,303 | 3,99,007 | 3,60,182 | 3,91,896 | 5,61,650 | 6,47,242 | 7,06,607 | 8,40,028 | 9,47,208 | Electricity, Gas & Water-supply |
| तृतीय क्षेत्र / सेवा | 2,29,75,501 | 2,56,16,460 | 2,88,10,160 | 3,18,40,110 | 3,42,57,356 | 3,83,18,643 | 4,16,71,411 | 4,47,71,339 | 4,85,71,918 | Services sector |
| ८. परिवहन, दळणवळण आणि वखार | | | | | | | | | | Transport, Storage & Communication |
| ८.१ रेल्वे | 2,34,164 | 2,50,675 | 2,59,292 | 2,81,769 | 3,24,301 | 3,99,221 | 3,81,414 | 4,26,915 | 4,23,156 | Railways |
| ८.२ परिवहन आणि वखार | 19,36,520 | 20,78,377 | 22,63,098 | 23,13,204 | 22,69,910 | 27,46,436 | 26,58,275 | 28,08,222 | 29,15,768 | Transport and Storage |
| ८.३ दळणवळण | 6,90,926 | 8,57,685 | 10,05,816 | 12,08,280 | 13,95,608 | 21,97,784 | 31,79,148 | 35,86,319 | 40,78,106 | Communication |
| ९. व्यापार, खाणावळ आणि उपहारगृहे | 65,06,529 | 70,28,892 | 81,01,791 | 87,52,361 | 86,09,346 | 1,00,99,697 | 1,05,55,784 | 1,08,81,788 | 1,14,57,607 | Trade, Hotels & Restaurants |
| १०. बँका आणि विमा उद्योग | 46,49,880 | 54,08,113 | 64,60,245 | 76,12,821 | 87,51,278 | 94,12,759 | 1,07,13,978 | 1,19,21,104 | 1,32,37,594 | Banking and Insurance |
| ११. स्थावर मालमत्ता व राहत्या घरांची मालकी आणि व्यावसायिक सेवा | 48,22,884 | 54,59,854 | 60,32,798 | 66,53,794 | 73,23,382 | 75,70,674 | 79,78,991 | 86,64,404 | 94,61,533 | Real Estate, Ownership of Dwellings and Business Services. |
| १२. सार्वजनिक प्रशासन | 15,70,542 | 16,76,773 | 16,79,356 | 18,91,662 | 23,22,062 | 23,96,141 | 23,68,685 | 23,56,481 | 24,98,099 | Public Administration |
| १३. इतर सेवा | 25,64,057 | 28,56,091 | 30,07,765 | 31,26,220 | 32,61,469 | 34,95,932 | 38,35,135 | 41,26,105 | 45,00,055 | Other Services |
| एकूण निव्वळ राज्य उत्पन्न | 3,70,02,280 | 4,23,63,219 | 4,81,98,324 | 5,38,08,096 | 5,46,53,290 | 5,99,33,837 | 6,67,62,536 | 6,98,08,572 | 7,39,04,030 | Net State Domestic Product |

टिप/Note: ++ दुसरे सुधारीत अंदाज / Second Revised Estimates + पहिले सुधारीत अंदाज / First Revised Estimates

आधार - अर्थ व सांख्यिकी संचालनालय, महाराष्ट्र शासन, मुंबई / Source :- Directorate of Economics & Statistics, Government of Maharashtra, Mumbai

11. राज्य उत्पन्न / STATE INCOME

तक्ता क्रमांक / TABLE No.11.4

घटक खर्चावर आधारित निव्वळ राज्य उत्पन्नाचे व दरडोई निव्वळ राज्य उत्पन्नाचे चालू किंमतीनुसार व स्थिर (२००४-०५ च्या) किंमतीनुसार मुख्य क्षेत्रवार निर्देशांक /
Indices of Net State Domestic Product at Factor Cost by Major Sectors & Per Capita Net State Domestic Product at Current & Constant (2004-05) Prices

| तपशिल (1) | 2004-05 (2) | 2005-06 (3) | 2006-07 (4) | 2007-08 (5) | 2008-09 (6) | 2009-10 (7) | 2010-11 (8) | 2011-12 ⁺⁺ (9) | 2012-13 ⁺ (10) | Particulars (1) |
|--|----------------|----------------|----------------|----------------|----------------|----------------|----------------|------------------------------|------------------------------|---|
| निव्वळ राज्य उत्पन्न (निर्देशांक) | | | | | | | | | | Net State Domestic Product (Index) |
| I. चालू किंमतीनुसार | 100.0 | 118.1 | 142.4 | 167.5 | 183.2 | 208.3 | 256.9 | 287.7 | 323.4 | I. At Current Prices |
| II. स्थिर (२००४-०५ च्या) किंमतीनुसार | 100.0 | 114.5 | 130.3 | 145.4 | 147.7 | 162.0 | 180.4 | 188.7 | 199.7 | II. At Constant (2004-05) Prices |
| कृषि व संलग्न कार्य | | | | | | | | | | Agriculture & allied activities |
| I. चालू किंमतीनुसार | 100.0 | 117.9 | 151.9 | 183.7 | 172.7 | 201.3 | 297.4 | 318.6 | 329.2 | I. At Current Prices |
| II. स्थिर (२००४-०५ च्या) किंमतीनुसार | 100.0 | 109.3 | 125.7 | 144.2 | 121.7 | 122.2 | 148.9 | 148.6 | 146.2 | II. At Constant (2004-05) Prices |
| उद्योग | | | | | | | | | | Industry Sector |
| I. चालू किंमतीनुसार | 100.0 | 130.9 | 158.7 | 190.6 | 199.1 | 215.5 | 266.4 | 282.9 | 308.4 | I. At Current Prices |
| II. स्थिर (२००४-०५ च्या) किंमतीनुसार | 100.0 | 123.6 | 143.5 | 161.8 | 155.3 | 167.4 | 191.4 | 191.0 | 195.0 | II. At Constant (2004-05) Prices |
| सेवा | | | | | | | | | | Services Sector |
| I. चालू किंमतीनुसार | 100.0 | 112.7 | 133.7 | 154.7 | 178.2 | 206.5 | 245.6 | 284.3 | 328.9 | I. At Current Prices |
| II. स्थिर (२००४-०५ च्या) किंमतीनुसार | 100.0 | 111.5 | 125.4 | 138.6 | 149.1 | 168.5 | 181.4 | 194.9 | 211.4 | II. At Constant (2004-05) Prices |
| दरडोई निव्वळ राज्य उत्पन्न | | | | | | | | | | Per Capita Net State Domestic Product. |
| I. चालू किंमतीनुसार | 100.0 | 116.3 | 138.1 | 160.1 | 172.5 | 193.4 | 235.2 | 259.9 | 288.2 | I. At Current Prices |
| II. स्थिर (२००४-०५ च्या) किंमतीनुसार | N.A. | N.A. | N.A. | N.A. | N.A. | N.A. | N.A. | N.A. | N.A. | II. At Constant (2004-05) Prices |

टिप/Note: N.A.- लागू नाही / Not Applicable ++ दुसरे सुधारीत अंदाज / Second Revised Estimates + पहिले सुधारीत अंदाज / First Revised Estimates

आधार - अर्थ व सांख्यिकी संचालनालय, महाराष्ट्र शासन, मुंबई / Source :- Directorate of Economics & Statistics, Government of Maharashtra, Mumbai

11. राज्य उत्पन्न / STATE INCOME

तक्ता क्रमांक / TABLE No.11.5

मागील वर्षाच्या तुलनेत निव्वळ राज्य उत्पन्नाच्या व निव्वळ राष्ट्रीय उत्पन्नाच्या बदलाची टक्केवारी स्थिर (२००४-०५ च्या) किंमतीनुसार /
Percentage Change in Net State Domestic Product and Net National Income over the previous year at constant (2004-05) Prices

| क्षेत्र / वर्ष | 2005-06 | 2006-07 | 2007-08 | 2008-09 | 2009-10 | 2010-11 | 2011-12 ⁺⁺ | 2012-13 ⁺ | Sector / Year |
|-------------------------------|-------------|-------------|-------------|------------|--------------------------|-------------|-----------------------|----------------------|---------------------------------|
| (1) | (2) | (3) | (4) | (5) | (6) | (7) | (8) | (9) | (1) |
| महाराष्ट्र राज्य | | | | | Maharashtra State | | | | |
| कृषि व संलग्न कार्य | 9.3 | 15.0 | 14.7 | (-) 15.6 | 0.5 | 17.6 | 4.6 | 4.6 | Agriculture & allied activities |
| उद्योग | 23.6 | 16.1 | 12.8 | (-) 4.0 | 7.8 | 8.8 | 5.3 | 5.3 | Industry |
| सेवा क्षेत्र | 11.5 | 12.5 | 10.5 | 7.6 | 11.9 | 10.1 | 8.4 | 8.4 | Service Sector |
| एकूण राज्य उत्पन्न | 14.5 | 13.8 | 11.6 | 1.6 | 9.7 | 10.4 | 7.2 | 7.2 | Total State Income |
| भारत | | | | | India | | | | |
| कृषि व संलग्न कार्य | 5.1 | 3.9 | 5.6 | (-) 0.5 | 0.1 | 7.6 | 3.8 | 3.8 | Agriculture & allied activities |
| उद्योग | 9.5 | 12.3 | 9.1 | 3.3 | 8.4 | 9.0 | 1.9 | 1.9 | Industry |
| सेवा क्षेत्र | 11.0 | 10.2 | 10.3 | 9.9 | 10.4 | 9.8 | 8.0 | 8.0 | Service Sector |
| एकूण राष्ट्रीय उत्पन्न | 9.4 | 9.4 | 9.6 | 6.2 | 8.2 | 8.7 | 6.1 | 6.1 | Total National Income |

टिप/Note : ++ दुसरे सुधारीत अंदाज / Second Revised Estimates + पहिले सुधारीत अंदाज / First Revised Estimates

आधार - अर्थ व सांख्यिकी संचालनालय, महाराष्ट्र शासन, मुंबई / Source :- Directorate of Economics & Statistics, Government of Maharashtra, Mumbai

11. राज्य उत्पन्न / STATE INCOME

तक्ता क्रमांक / TABLE No.11.6

स्थिर (२००४-०५ च्या) किंमतीनुसार निवडक राज्यांचे व केंद्रशासित प्रदेशांचे दरडोई उत्पन्न /
Per Capita State Income in Selected States / Union Territories of India at Constant (2004-05) Prices

| अ.क्र. Sr.No | राज्य / केंद्रशासित प्रदेश | 2004-2005 | 2005-06 | 2006-2007 | 2007-2008 | 2008-2009 | 2009-2010 | 2010-2011 | 2011-2012 ⁺⁺ | 2012-2013 ⁺ | State / Union Territories |
|-----------------|----------------------------|---------------|---------------|---------------|---------------|---------------|---------------|---------------|-------------------------|------------------------|---------------------------|
| (1) | (2) | (3) | (4) | (5) | (6) | (7) | (8) | (9) | (10) | (11) | (1) |
| 1 | अंदमान निकोबार बेटे | 40,921 | 41,645 | 47,522 | 50,629 | 56,304 | 61,411 | 64,722 | 68,356 | 71,894 | A & N Islands |
| 2 | आंध्र प्रदेश | 25,321 | 27,486 | 30,114 | 33,217 | 35,272 | 36,303 | 39,434 | 42,119 | 44,089 | Andhra Pradesh |
| 3 | अरुणाचल प्रदेश | 26,610 | 26,759 | 27,554 | 30,287 | 31,971 | 33,963 | 34,366 | 36,877 | 37,690 | Arunachal Pradesh |
| 4 | आसाम | 16,782 | 17,050 | 17,579 | 18,089 | 18,922 | 20,406 | 21,793 | 22,910 | 24,198 | Assam |
| 5 | बिहार | 7,914 | 7,748 | 8,896 | 9,070 | 10,239 | 10,645 | 12,100 | 13,226 | 14,994 | Bihar |
| 6 | चंदीगढ | 74,173 | 78,167 | 85,372 | 86,923 | 88,284 | 87,541 | 87,502 | 89,351 | N.A. | Chandigarh |
| 7 | छत्तीसगढ | 18,559 | 18,530 | 21,580 | 22,929 | 23,926 | 24,189 | 25,788 | 26,979 | 28,666 | Chattisgarh |
| 8 | दिल्ली | 63,877 | 69,128 | 76,243 | 83,243 | 91,845 | 98,262 | 1,05,195 | 1,12,626 | 1,20,414 | Delhi |
| 9 | गोवा | 76,968 | 80,844 | 86,257 | 87,085 | 90,409 | 95,320 | 1,04,445 | 1,12,602 | N.A. | Goa |
| 10 | गुजरात | 32,021 | 36,102 | 38,568 | 42,498 | 43,685 | 49,168 | 53,789 | 57,508 | N.A. | Gujarat |
| 11 | हरियाणा | 37,972 | 40,627 | 44,423 | 47,046 | 49,780 | 55,044 | 58,376 | 62,078 | 65,500 | Haryana |
| 12 | हिमाचल प्रदेश | 33,348 | 35,806 | 38,195 | 40,143 | 41,666 | 43,492 | 46,821 | 48,923 | 51,586 | Himachal Pradesh |
| 13 | जम्मू आणि काश्मिर | 21,734 | 22,406 | 23,375 | 24,470 | 25,641 | 26,519 | 27,667 | 28,999 | 30,421 | Jammu & Kashmir |
| 14 | झारखंड | 18,510 | 17,406 | 17,427 | 20,996 | 19,867 | 21,534 | 24,330 | 25,634 | 27,397 | Jharkhand |
| 15 | कर्नाटक | 26,882 | 29,295 | 31,967 | 35,574 | 37,687 | 37,294 | 40,699 | 41,959 | 44,183 | Karnataka |
| 16 | केरळ | 31,871 | 34,837 | 37,284 | 40,288 | 42,433 | 45,921 | 49,391 | 53,877 | N.A. | Kerala |
| 17 | मध्यप्रदेश | 15,442 | 15,927 | 17,073 | 17,572 | 19,462 | 21,029 | 22,091 | 24,395 | 26,514 | Madhya Pradesh |
| 18 | महाराष्ट्र | 36,077 | 40,671 | 45,582 | 50,138 | 50,183 | 54,246 | 59,037 | 62,457 | 66,066 | Maharashtra |
| 19 | मणिपूर | 18,640 | 19,479 | 19,431 | 20,106 | 21,169 | 22,197 | 22,867 | 23,953 | 25,205 | Manipur |
| 20 | मेघालय | 24,086 | 25,642 | 27,242 | 27,760 | 30,963 | 32,569 | 35,191 | 36,937 | 39,873 | Meghalaya |
| 21 | मिझोराम | 24,662 | 25,826 | 26,308 | 28,467 | 31,921 | 34,699 | 36,732 | 39,546 | N.A. | Mizoram |
| 22 | नागालँड | 30,441 | 33,072 | 35,074 | 37,317 | 39,041 | 40,590 | 42,511 | 43,267 | 43,967 | Nagaland |
| 23 | ओरिसा | 17,650 | 18,194 | 20,194 | 21,640 | 22,963 | 22,846 | 23,875 | 24,134 | 25,584 | Orissa |
| 24 | पाँडेचरी | 48,302 | 60,046 | 61,142 | 64,749 | 69,760 | 80,363 | 84,142 | 80,552 | 96,649 | Pondicherry |
| 25 | पंजाब | 33,103 | 64,096 | 37,087 | 39,567 | 41,003 | 42,831 | 44,769 | 46,364 | 48,409 | Punjab |
| 26 | राजस्थान | 18,565 | 19,445 | 21,342 | 21,922 | 23,356 | 24,304 | 27,625 | 28,851 | N.A. | Rajasthan |
| 27 | सिक्कीम | 26,690 | 29,008 | 30,293 | 31,722 | 35,394 | 60,774 | 66,136 | 70,477 | 75,137 | Sikkim |
| 28 | तामीळनाडू | 30,062 | 34,126 | 39,166 | 41,314 | 43,193 | 47,394 | 53,507 | 57,131 | 59,113 | Tamilnadu |
| 29 | त्रिपुरा | 24,394 | 25,688 | 27,558 | 29,022 | 31,711 | 34,544 | 36,826 | 39,542 | 42,481 | Tripura |
| 30 | उत्तर प्रदेश | 12,950 | 13,445 | 14,241 | 14,875 | 15,713 | 16,390 | 17,388 | 18,217 | 18,891 | Uttar Pradesh |
| 31 | उत्तराखंड | 24,726 | 27,781 | 30,644 | 35,444 | 38,621 | 44,556 | 48,525 | 50,303 | 53,548 | Uttarakhand |
| 32 | पश्चिम बंगाल | 22,649 | 23,808 | 25,400 | 27,094 | 27,914 | 29,799 | 31,415 | 33,117 | 35,320 | West Bengal |
| | भारत | 24,143 | 26,015 | 28,067 | 30,332 | 31,754 | 33,901 | 36,342 | 38,037 | 39,168 | India |

टिप/ Note: N.A.- लागू नाही / Not Applicable ++ दुसरे सुधारीत अंदाज / Second Revised Estimates + पहिले सुधारीत अंदाज / First Revised Estimates

आधार - अर्थ व सांख्यिकी संचालनालय, महाराष्ट्र शासन, मुंबई / Source :- Directorate of Economics & Statistics, Government of Maharashtra, Mumbai

11. राज्य उत्पन्न / STATE INCOME

तक्ता क्रमांक / TABLE No.11.7

औद्योगिक गटानुसार झालेले चालू किंमतीनुसार राज्य उत्पन्न / State Income by Industry of Origin at Current Prices

(₹ लाखात / ₹ In lakhs)

| विभाग (1) | 2004-05 (2) | 2005-06 (3) | 2006-07 (4) | 2007-08 (5) | 2008-09 (6) | 2009-10 (7) | 2010-11 (8) | 2011-12 ⁺⁺ (9) | 2012-13 ⁺ (10) | Sector (1) |
|---------------------------------|------------------|--------------------|--------------------|--------------------|--------------------|--------------------|--------------------|------------------------------|------------------------------|--|
| १.कृषि | 31,13,563 | 36,19,061 | 46,93,849 | 60,38,397 | 55,20,432 | 63,84,169 | 1,01,30,525 | 1,06,73,978 | 1,08,17,399 | 1.Agriculture |
| २.वन उद्योग | 9,00,940 | 11,19,073 | 14,44,088 | 13,98,990 | 14,70,485 | 17,72,906 | 19,59,183 | 22,49,667 | 24,89,937 | 2.Forestry |
| ३.मत्स्योद्योग | 1,19,586 | 1,34,318 | 1,43,708 | 1,57,407 | 1,49,269 | 1,64,824 | 2,03,485 | 2,48,202 | 3,00,207 | 3.Fishing |
| कृषि व संलग्न कार्य | 41,34,089 | 48,72,452 | 62,81,645 | 75,94,794 | 71,40,186 | 83,21,899 | 1,22,93,193 | 1,31,71,847 | 1,36,07,543 | Agriculture & Allied Activities |
| ४.खाण व दगडकाम | 2,91,103 | 3,16,412 | 2,58,665 | 3,02,841 | 4,05,580 | 4,12,352 | 3,98,997 | 5,12,544 | 5,21,243 | 4.Mining & Quarrying |
| एकूण - प्राथमिक | 44,25,192 | 51,88,864 | 65,40,310 | 78,97,635 | 75,45,766 | 87,34,251 | 1,26,92,189 | 1,36,84,391 | 1,41,28,786 | Sub-Total : Primary |
| ५. वस्तुनिर्माण | 67,32,816 | 93,98,845 | 1,17,87,926 | 1,38,87,695 | 1,36,95,604 | 1,48,47,107 | 1,85,08,235 | 1,90,32,596 | 2,00,83,109 | 5.Manufacturing |
| ५.१ नोंदणीकृत | 43,17,136 | 66,06,584 | 84,69,634 | 98,63,347 | 94,86,218 | 1,02,27,379 | 1,31,15,471 | 1,35,83,675 | 1,44,11,039 | 5.1 Registered |
| ५.२ अनोंदणीकृत | 24,15,680 | 27,92,261 | 33,18,292 | 40,24,348 | 42,09,385 | 46,19,728 | 53,92,764 | 54,48,921 | 56,72,070 | 5.2 Un-Registered |
| ६.बांधकाम | 25,12,468 | 29,01,011 | 32,95,170 | 42,77,153 | 49,87,368 | 52,78,546 | 64,87,497 | 75,36,246 | 81,28,228 | 6.Construction |
| ७.वीज, गॅस आणि पाणीपुरवठा | 3,56,303 | 3,28,544 | 3,58,508 | 3,85,371 | 6,10,808 | 7,80,045 | 9,56,492 | 9,00,721 | 17,79,609 | 7.Electricity, Gas & Water-supply |
| एकूण - दुय्यम उद्योग | 96,01,587 | 1,26,28,400 | 1,54,41,604 | 1,85,50,218 | 1,92,93,780 | 2,09,05,698 | 2,59,52,224 | 2,74,69,562 | 2,99,90,947 | Sub-Total : Secondary |
| उद्योग | 98,92,690 | 1,29,44,812 | 1,57,00,269 | 1,88,53,059 | 1,96,99,360 | 2,13,18,050 | 2,63,51,220 | 2,79,82,107 | 3,05,12,190 | Industry sector |
| ८.परिवहन, दळणवळण आणि वखार | 28,61,610 | 31,71,574 | 37,27,414 | 42,65,451 | 48,70,025 | 57,09,082 | 62,54,160 | 71,87,769 | 82,72,159 | 8.Transport,Storage &Communication |
| ८.१ रेल्वे | 2,34,164 | 2,42,212 | 2,77,878 | 3,20,026 | 3,70,618 | 5,20,871 | 4,50,124 | 5,14,756 | 5,79,934 | 8.1 Railways |
| ८.२ परिवहन आणि वखार | 19,36,520 | 21,68,858 | 26,36,697 | 30,11,544 | 34,42,760 | 39,99,441 | 46,43,585 | 54,22,534 | 62,48,392 | 8.2 Transport and Storage |
| ८.३ दळणवळण | 6,90,926 | 7,60,504 | 8,12,839 | 9,33,881 | 10,56,647 | 11,88,769 | 11,60,452 | 12,50,478 | 14,43,834 | 8.3 Communications |
| ९.व्यापार, खाणावळ आणि उपहारगृहे | 65,06,529 | 73,62,271 | 90,19,622 | 1,02,24,571 | 1,08,13,972 | 1,24,44,495 | 1,46,31,347 | 1,63,14,374 | 1,82,64,125 | 9. Trade, Hotels & Restaurants |
| एकूण- (८+९) | 93,68,139 | 1,05,33,845 | 1,27,47,036 | 1,44,90,022 | 1,56,83,997 | 1,81,53,576 | 2,08,85,508 | 2,35,02,142 | 2,65,36,284 | Total (8+9) |

तक्ता क्रमांक / TABLE No.11.7 contd...

| (1) | (2) | (3) | (4) | (5) | (6) | (7) | (8) | (9) | (10) | (1) |
|--|--------------------|--------------------|--------------------|--------------------|--------------------|--------------------|--------------------|---------------------|---------------------|--|
| १०. बँका आणि विमा उद्योग | 46,49,880 | 50,11,387 | 58,51,350 | 68,31,799 | 81,99,947 | 87,90,308 | 1,07,82,660 | 1,24,67,250 | 1,41,23,382 | 10. Banking and Insurance |
| ११. स्थावर मालमत्ता व राहत्या घरांची मालकी आणि व्यावसायिक सेवा | 48,22,885 | 56,77,278 | 67,84,036 | 81,24,981 | 96,74,967 | 1,16,64,011 | 1,42,99,355 | 1,71,90,002 | 2,04,23,820 | 11. Real Estate and Ownership of Dwellings and Business Services |
| एकूण- (१०+११) | 94,72,765 | 1,06,88,665 | 1,26,35,386 | 1,49,56,780 | 1,78,74,914 | 2,04,54,319 | 2,50,82,015 | 2,96,57,252 | 3,45,47,202 | Total (10+11) |
| १२. सार्वजनिक प्रशासन | 15,70,542 | 17,19,016 | 18,87,959 | 22,62,602 | 30,12,659 | 34,73,504 | 38,63,325 | 42,38,131 | 49,31,758 | 12. Public Administration |
| १३. इतर सेवा | 25,64,057 | 29,51,496 | 34,38,703 | 38,31,095 | 43,66,995 | 53,58,038 | 66,01,790 | 79,17,454 | 95,40,465 | 13. Other Services |
| एकूण- (१२+१३) | 41,34,599 | 46,70,512 | 53,26,662 | 60,93,697 | 73,79,654 | 88,31,542 | 1,04,65,115 | 1,21,55,585 | 1,44,72,223 | Total (12+13) |
| एकूण - तृतीय | 2,29,75,503 | 2,58,93,022 | 3,07,09,083 | 3,55,40,500 | 4,09,38,565 | 4,74,39,43 | 5,64,32,638 | 6,53,14,978 | 7,55,55,709 | Sub-Total : service sector |
| १४. एकूण निव्वळ राज्य उत्पन्न | 3,70,02,282 | 4,37,10,286 | 5,26,90,997 | 6,19,88,353 | 6,77,78,112 | 7,70,79,386 | 9,50,77,051 | 10,64,68,932 | 11,96,75,442 | 14. Net State Domestic Product |
| १५. लोकसंख्या ('०००) | 1,02,566 | 1,04,160 | 1,05,740 | 1,07,321 | 1,08,908 | 11,04,85,000 | 11,20,42,000 | 11,35,69,000 | 11,50,83,000 | 15. Population ('000) |
| १६. दरडोई राज्य उत्पन्न (₹) | 36,077 | 41,965 | 49,831 | 57,760 | 62,234 | 69,765 | 84,858 | 93,748 | 1,03,991 | 16. Per Capita State Income (₹) |

टिप / Note: ++ दुसरे सुधारीत अंदाज / Second Revised Estimates + पहिले सुधारीत अंदाज / First Revised Estimates

आधार - अर्थ व सांख्यिकी संचालनालय, महाराष्ट्र शासन, मुंबई / Source :- Directorate of Economics & Statistics, Government of Maharashtra, Mumbai

11. राज्य उत्पन्न / STATE INCOME

तक्ता क्रमांक / TABLE No.11.8

औद्योगिक गटानुसार झालेले चालू किंमतीनुसार राज्य उत्पन्नाची टक्केवारी / Percentage distribution of State Income by Industry of Origin at Current Prices

| बाब (1) | 2004-05 (2) | 2005-06 (3) | 2006-07 (4) | 2007-08 (5) | 2008-09 (6) | 2009-10 (7) | 2010-11 (8) | 2011-12 ⁺⁺ (9) | 2012-13 ⁺ (10) | Sectors (1) |
|--|----------------|----------------|----------------|----------------|----------------|----------------|----------------|------------------------------|------------------------------|---|
| १. कृषि | 8.4 | 8.3 | 8.9 | 9.7 | 8.1 | 8.3 | 10.7 | 10.0 | 9.0 | 1.Agriculture |
| २. वन उद्योग | 2.4 | 2.6 | 2.7 | 2.3 | 2.2 | 2.3 | 2.1 | 2.1 | 2.1 | 2.Forestry |
| ३. मत्स्योद्योग | 0.3 | 0.3 | 0.3 | 0.3 | 0.2 | 0.2 | 0.2 | 0.2 | 0.3 | 3.Fishing |
| कृषि व संलग्न कार्य | 11.2 | 11.1 | 11.9 | 12.3 | 10.5 | 10.8 | 12.9 | 12.4 | 11.4 | Agriculture & Allied Activities |
| ४. खाण व दगाडकाम | 0.8 | 0.7 | 0.5 | 0.5 | 0.6 | 0.5 | 0.4 | 0.5 | 0.4 | 4.Mining & Quarrying |
| एकूण - प्राथमिक | 12.0 | 11.9 | 12.4 | 12.7 | 11.1 | 11.3 | 13.3 | 12.9 | 11.8 | Sub-Total : Primary |
| ५. वस्तुनिर्माण | 18.2 | 21.5 | 22.4 | 22.4 | 20.2 | 19.3 | 19.5 | 17.9 | 16.8 | 5.Manufacturing |
| ५.१ नोंदणीकृत | 11.7 | 15.1 | 16.1 | 15.9 | 14.0 | 13.3 | 13.8 | 12.8 | 12.0 | 5.1 Registered |
| ५.२ अनोंदणीकृत | 6.5 | 6.4 | 6.3 | 6.5 | 6.2 | 6.0 | 5.7 | 5.1 | 4.7 | 5.2 Un-registered |
| ६. बांधकाम | 6.8 | 6.6 | 6.3 | 6.9 | 7.4 | 6.8 | 6.8 | 7.1 | 6.8 | 6. Construction |
| ७. वीज, गॅस आणि पाणीपुरवठा | 1.0 | 0.8 | 0.7 | 0.6 | 0.9 | 1.0 | 1.0 | 0.8 | 1.5 | 7. Electricity, Gas & Water-supply |
| एकूण - दुय्यम उद्योग | 25.9 | 28.9 | 29.3 | 29.9 | 28.5 | 27.1 | 27.3 | 25.8 | 25.1 | Sub-Total : Secondary |
| उद्योग | 26.7 | 29.6 | 29.8 | 30.4 | 29.1 | 27.7 | 27.7 | 26.3 | 25.5 | Industry Sector |
| ८. परिवहन, दळणवळण आणि वखार | 7.7 | 7.3 | 7.1 | 6.9 | 7.2 | 7.4 | 6.6 | 6.8 | 6.9 | 8.Transport, Storage & Communications |
| ८.१ रेल्वे | 0.6 | 0.6 | 0.5 | 0.5 | 0.5 | 0.7 | 0.5 | 0.5 | 0.5 | 8.1 Railways |
| ८.२ परिवहन आणि वखार | 5.2 | 5.0 | 5.0 | 4.9 | 5.1 | 5.2 | 4.9 | 5.1 | 5.2 | 8.2 Transport and Storage |
| ८.३ दळणवळण | 1.9 | 1.7 | 1.5 | 1.5 | 1.6 | 1.5 | 1.2 | 1.2 | 1.2 | 8.3 Communications |
| ९. व्यापार, खाणावळ आणि उपहारगृहे | 17.6 | 16.8 | 17.1 | 16.5 | 16.0 | 16.1 | 15.4 | 15.3 | 15.3 | 9. Trade, Hotels & Restaurants |
| एकूण- (८+९) | 25.3 | 24.1 | 24.2 | 23.4 | 23.1 | 23.6 | 22.0 | 22.1 | 22.2 | Total (8+9) |
| १०. बँका आणि विमा उद्योग | 12.6 | 11.5 | 11.1 | 11.0 | 12.1 | 11.4 | 11.3 | 11.7 | 11.8 | 10. Banking and Insurance |
| ११. स्थावर मालमत्ता व राहत्या घरांची मालकी आणि व्यावसायिक सेवा | 13.0 | 13.0 | 12.9 | 13.1 | 14.3 | 15.1 | 15.0 | 16.1 | 17.1 | 11. Real Estate and Ownership of Dwellings and Business Services. |
| एकूण- (१०+११) | 25.6 | 24.5 | 24.0 | 24.1 | 26.4 | 26.5 | 26.4 | 27.9 | 28.9 | Total (10+11) |
| १२. सार्वजनिक प्रशासन | 4.2 | 3.9 | 3.6 | 3.7 | 4.4 | 4.5 | 4.1 | 4.0 | 4.1 | 12. Public Administration |
| १३. इतर सेवा | 6.9 | 6.8 | 6.5 | 6.2 | 6.4 | 7.0 | 6.9 | 7.4 | 8.0 | 13. Other Services |
| एकूण- (१२+१३) | 11.2 | 10.7 | 10.1 | 9.8 | 10.9 | 11.5 | 11.0 | 11.4 | 12.1 | Total (12+13) |
| एकूण - तृतीय | 62.1 | 59.2 | 58.3 | 57.4 | 60.4 | 61.5 | 59.4 | 61.3 | 63.1 | Sub-Total : Service sector |
| १४. एकूण निव्वळ राज्य उत्पन्न | 100.0 | 100.0 | 100.0 | 100.0 | 100.0 | 100.0 | 100.0 | 100.0 | 100.0 | 14. Net State Domestic Product |

टिप / Note: ++ दुसरे सुधारीत अंदाज / Second Revised Estimates + पहिले सुधारीत अंदाज / First Revised Estimates

आधार - अर्थ व सांख्यिकी संचालनालय, महाराष्ट्र शासन, मुंबई / Source :- Directorate of Economics & Statistics, Government of Maharashtra, Mumbai

11. राज्य उत्पन्न / STATE INCOME

तक्ता क्रमांक / TABLE No.11.9

औद्योगिक गटानुसार झालेले स्थिर (२००४-०५ च्या) किंमतीनुसार राज्य उत्पन्न / State Income by Industry of Origin at Constant (2004-05) Prices

(₹ लाखात / ₹ In lakhs)

293

| बाव (1) | 2004-05 (2) | 2005-06 (3) | 2006-07 (4) | 2007-08 (5) | 2008-09 (6) | 2009-10* (7) | 2010-11 (8) | 2011-12 ⁺⁺ (9) | 2012-13 ⁺ (10) | Sectors (1) |
|--|--------------------|--------------------|--------------------|--------------------|--------------------|--------------------|--------------------|------------------------------|------------------------------|--|
| १.कृषि | 31,13,563 | 34,81,647 | 40,96,642 | 48,19,301 | 38,39,824 | 39,85,673 | 50,22,122 | 49,50,104 | 47,83,257 | 1.Agriculture |
| २.वन उद्योग | 9,00,940 | 9,01,287 | 9,65,941 | 10,04,489 | 10,62,510 | 9,45,054 | 10,08,600 | 10,70,291 | 11,34,647 | 2.Forestry |
| ३.मत्स्योद्योग | 1,19,586 | 1,36,392 | 1,34,329 | 1,36,537 | 1,28,084 | 1,22,830 | 1,23,566 | 1,24,645 | 1,25,123 | 3.Fishing |
| कृषि व संलग्न कार्य | 41,34,089 | 45,19,326 | 51,96,912 | 59,60,327 | 50,30,418 | 50,53,557 | 61,54,287 | 61,45,041 | 60,43,028 | Agriculture & Allied Activities |
| ४. खाण व दगडकाम | 2,91,103 | 2,92,148 | 3,03,087 | 2,95,960 | 2,64,435 | 2,73,894 | 3,12,870 | 3,34,384 | 3,32,972 | 4.Mining & Quarrying |
| एकूण - प्राथमिक | 44,25,192 | 48,11,474 | 54,99,999 | 62,56,287 | 52,94,852 | 53,27,451 | 64,67,157 | 64,79,424 | 63,76,000 | Sub-Total : Primary |
| ५. वस्तूनिर्माण | 67,32,816 | 88,63,496 | 1,06,29,224 | 1,16,85,445 | 1,05,83,382 | 1,14,90,101 | 1,31,78,600 | 1,24,46,951 | 1,22,95,909 | 5.Manufacturing |
| ५.१ नोंदणीकृत | 43,17,136 | 61,59,928 | 76,11,959 | 81,72,483 | 71,29,772 | 78,23,425 | 91,95,629 | 87,35,824 | 86,35,560 | 5.1 Registered |
| ५.२ अनोंदणीकृत | 24,15,680 | 27,03,568 | 30,17,265 | 35,12,962 | 34,53,611 | 36,66,676 | 39,82,970 | 37,11,127 | 36,60,349 | 5.2 Un-registered |
| ६.बांधकाम | 25,12,468 | 26,72,784 | 28,98,759 | 36,34,358 | 39,56,050 | 41,50,401 | 47,38,763 | 52,70,831 | 57,12,996 | 6. Construction |
| ७.वीज, गॅस आणि पाणीपुरवठा | 3,56,303 | 3,99,007 | 3,60,182 | 3,91,896 | 5,61,650 | 6,47,242 | 7,06,607 | 8,40,028 | 9,47,208 | 7. Electricity, Gas & Water-supply |
| एकूण - दुय्यम उद्योग | 96,01,587 | 1,19,35,286 | 1,38,88,165 | 1,57,11,698 | 1,51,01,082 | 1,62,87,744 | 1,86,23,969 | 18,55,809 | 1,89,56,112 | Sub-Total : Secondary |
| उद्योग | 98,92,690 | 1,22,27,434 | 1,41,91,251 | 1,60,07,659 | 1,53,65,517 | 1,65,61,637 | 1,89,36,839 | 1,88,92,193 | 1,92,89,084 | Industry Sector |
| ८.परिवहन, दळणवळण आणि वखार | 28,61,610 | 31,86,737 | 35,28,206 | 38,03,253 | 39,89,819 | 53,43,441 | 62,18,837 | 68,21,456 | 74,17,030 | 8.Transport, Storage & Communications |
| ८.१ रेल्वे | 2,34,164 | 2,50,675 | 2,59,292 | 2,81,769 | 3,24,301 | 3,99,221 | 3,81,414 | 4,26,915 | 4,23,156 | 8.1 Railways |
| ८.२ परिवहन आणि वखार | 19,36,520 | 20,78,377 | 22,63,098 | 23,13,204 | 22,69,910 | 27,46,436 | 26,58,275 | 28,08,222 | 29,15,768 | 8.2 Transport and Storage |
| ८.३ दळणवळण | 6,90,926 | 8,57,685 | 10,05,816 | 12,08,280 | 13,95,608 | 21,97,784 | 31,79,148 | 35,86,319 | 40,78,106 | 8.3 Communications |
| ९.व्यापार, खाणावळ आणि उपहारगृहे | 65,06,529 | 70,28,892 | 81,01,791 | 87,52,361 | 86,09,346 | 1,00,99,697 | 1,05,55,784 | 1,08,81,788 | 1,14,57,607 | 9. Trade, Hotels & Restaurants |
| एकूण- (८+९) | 93,68,139 | 1,02,15,629 | 1,16,29,997 | 1,25,55,614 | 1,25,99,164 | 1,54,43,137 | 1,67,74,621 | 1,77,03,244 | 1,88,74,637 | Total (8+9) |
| १०. बँका आणि विमा उद्योग | 46,49,880 | 54,08,113 | 64,60,245 | 76,12,821 | 87,51,278 | 94,12,759 | 1,07,13,978 | 1,19,21,104 | 1,32,37,594 | 10. Banking and Insurance |
| ११. स्थावर मालमत्ता व राहत्या घरांची मालकी आणि व्यावसायिक सेवा | 48,22,884 | 54,59,854 | 60,32,798 | 66,53,794 | 73,23,382 | 75,70,674 | 79,78,991 | 86,64,404 | 94,61,533 | 11. Real Estate and Ownership of Dwellings and Business Services |
| एकूण- (१०+११) | 94,72,764 | 1,08,67,967 | 1,24,93,043 | 1,42,66,615 | 1,60,74,660 | 1,69,83,433 | 1,86,92,969 | 2,05,85,508 | 2,26,99,127 | Total (10+11) |
| १२.सार्वजनिक प्रशासन | 15,70,542 | 16,76,773 | 16,79,356 | 18,91,662 | 23,22,062 | 23,96,141 | 23,68,685 | 23,56,481 | 24,98,099 | 12. Public Administration |
| १३.इतर सेवा | 25,64,057 | 28,56,091 | 30,07,765 | 31,26,220 | 32,61,469 | 34,95,932 | 38,35,135 | 41,26,105 | 45,00,055 | 13. Other Services |
| एकूण- (१२+१३) | 41,34,599 | 45,32,864 | 46,87,121 | 50,17,882 | 55,83,531 | 58,92,073 | 62,03,820 | 64,82,586 | 69,98,154 | Total (12+13) |
| एकूण - तृतीय | 2,29,75,501 | 2,56,16,460 | 2,88,10,160 | 3,18,40,111 | 3,42,57,356 | 3,83,18,644 | 4,16,71,411 | 4,47,71,339 | 4,85,71,918 | Sub-Total : Service sector |
| १४.एकूण निव्वळ राज्य उत्पन्न | 3,70,02,280 | 4,23,63,219 | 4,81,98,324 | 5,38,08,097 | 5,46,53,291 | 5,99,33,839 | 6,67,62,536 | 6,98,08,572 | 7,34,04,030 | 14. Net State Domestic Product |

टिप / Note: ++ दुसरे सुधारीत अंदाज / Second Revised Estimates + पहिले सुधारीत अंदाज / First Revised Estimates

आधार - अर्थ व सांख्यिकी संचालनालय, महाराष्ट्र शासन, मुंबई / Source :- Directorate of Economics & Statistics, Government of Maharashtra, Mumbai

11. राज्य उत्पन्न / STATE INCOME

तक्ता क्रमांक / TABLE No.11.10

औद्योगिक गटानुसार झालेले स्थिर (२००४-०५ च्या) किंमतीनुसार राज्य उत्पन्नाची टक्केवारी /
Percentage Distribution of State Income by Industry of Origin at Constant (2004-05) Prices

| बाब (1) | 2004-05 (2) | 2005-06 (3) | 2006-07 (4) | 2007-08 (5) | 2008-09 (6) | 2009-10 (7) | 2010-11 (8) | 2011-12 ⁺⁺ (9) | 2012-13 ⁺ (10) | Sectors (1) |
|--|----------------|----------------|----------------|----------------|----------------|----------------|----------------|------------------------------|------------------------------|---|
| १.कृषि | 8.4 | 8.2 | 8.5 | 9.0 | 7.0 | 6.7 | 7.5 | 7.1 | 6.5 | 1.Agriculture |
| २.वन उद्योग | 2.4 | 2.1 | 2.0 | 1.9 | 1.9 | 1.6 | 1.5 | 1.5 | 1.5 | 2.Forestry |
| ३.मत्स्योद्योग | 0.3 | 0.3 | 0.3 | 0.3 | 0.2 | 0.2 | 0.2 | 0.2 | 0.2 | 3.Fishing |
| कृषि व संलग्न कार्य | 11.2 | 10.7 | 10.8 | 11.1 | 9.2 | 8.4 | 9.2 | 8.8 | 8.2 | Agriculture & Allied Activities |
| ४. खाण व दगडकाम | 0.8 | 0.7 | 0.6 | 0.6 | 0.5 | 0.5 | 0.5 | 0.5 | 0.5 | 4.Mining & Quarrying |
| एकूण - प्राथमिक | 12.0 | 11.4 | 11.4 | 11.6 | 9.7 | 8.9 | 9.7 | 9.3 | 8.6 | Sub-Total : Primary |
| ५. वस्तुनिर्माण | 18.2 | 20.9 | 22.1 | 21.7 | 19.4 | 19.2 | 19.7 | 17.8 | 16.6 | 5.Manufacturing |
| ५.१ नोंदणीकृत | 11.7 | 14.5 | 15.8 | 15.2 | 13.0 | 13.1 | 13.8 | 12.5 | 11.7 | 5.1 Registered |
| ५.२ अनोंदणीकृत | 6.5 | 6.4 | 6.3 | 6.5 | 6.3 | 6.1 | 6.0 | 5.3 | 5.0 | 5.2 Un-registered |
| ६.बांधकाम | 6.8 | 6.3 | 6.0 | 6.8 | 7.2 | 6.9 | 7.1 | 7.6 | 7.7 | 6. Construction |
| ७.वीज, गॅस आणि पाणीपुरवठा | 1.0 | 0.9 | 0.7 | 0.7 | 1.0 | 1.1 | 1.1 | 1.2 | 1.3 | 7. Electricity, Gas & Water-supply |
| एकूण - दुय्यम उद्योग | 25.9 | 28.2 | 28.8 | 29.2 | 27.6 | 27.2 | 27.9 | 26.6 | 25.6 | Sub-Total : Secondary Industry Sector |
| ८.परिवहन, दळणवळण आणि वखार | 7.7 | 7.5 | 7.3 | 7.1 | 7.3 | 8.9 | 9.3 | 9.8 | 10.0 | 8.Transport, Storage & Communications |
| ८.१ रेल्वे | 0.6 | 0.6 | 0.5 | 0.5 | 0.6 | 0.7 | 0.6 | 0.6 | 0.6 | 8.1 Railways |
| ८.२ परिवहन आणि वखार | 5.2 | 4.9 | 4.7 | 4.3 | 4.2 | 4.6 | 4.0 | 4.0 | 3.9 | 8.2 Transport and Storage |
| ८.३ दळणवळण | 1.9 | 2.0 | 2.1 | 2.2 | 2.6 | 3.7 | 4.8 | 5.1 | 5.5 | 8.3 Communications |
| ९.व्यापार, खाणावळ आणि उपहारगृहे | 17.6 | 16.6 | 16.8 | 16.3 | 15.8 | 16.9 | 15.8 | 15.6 | 15.5 | 9. Trade, Hotels & Restaurants |
| एकूण- (८+९) | 25.3 | 24.1 | 24.1 | 23.3 | 23.1 | 25.8 | 25.1 | 25.4 | 25.5 | Total (8+9) |
| १०. बँका आणि विमा उद्योग | 12.6 | 12.8 | 13.4 | 14.1 | 16.0 | 15.7 | 16.0 | 17.1 | 17.9 | 10. Banking and Insurance |
| ११. स्थावर मालमत्ता व राहत्या घरांची मालकी आणि व्यावसायिक सेवा | 13.0 | 12.9 | 12.5 | 12.4 | 13.4 | 12.6 | 12.0 | 12.4 | 12.8 | 11. Real Estate and Ownership of Dwellings and Business Services. |
| एकूण- (१०+११) | 25.6 | 25.7 | 25.9 | 26.5 | 29.4 | 28.3 | 28.0 | 29.5 | 30.7 | Total (10+11) |
| १२.सार्वजनिक प्रशासन | 4.2 | 4.0 | 3.5 | 3.5 | 4.2 | 4.0 | 3.5 | 3.4 | 3.4 | 12. Public Administration |
| १३.इतर सेवा | 6.9 | 6.7 | 6.2 | 5.8 | 6.0 | 5.8 | 5.7 | 5.9 | 6.1 | 13. Other Services |
| एकूण- (१२+१३) | 11.2 | 10.7 | 9.7 | 9.3 | 10.2 | 9.8 | 9.3 | 9.3 | 9.5 | Total (12+13) |
| एकूण -तृतीय/सेवा क्षेत्र | 62.1 | 60.5 | 59.8 | 59.2 | 62.7 | 63.9 | 62.4 | 64.1 | 65.7 | Sub-Total : Service sector |
| १४. निव्वळ राज्य उत्पन्न | 100.0 | 100.0 | 100.0 | 100.0 | 100.0 | 100.0 | 100.0 | 100.0 | 100.0 | 14. Net State Domestic Product |

टिप/ Note: ++ दुसरे सुधारीत अंदाज / Second Revised Estimates + पहिले सुधारीत अंदाज / First Revised Estimates

आधार - अर्थ व सांख्यिकी संचालनालय, महाराष्ट्र शासन, मुंबई / Source :- Directorate of Economics & Statistics, Government of Maharashtra, Mumbai

11. राज्य उत्पन्न / STATE INCOME

तक्ता क्रमांक / TABLE No.11.11

औद्योगिक गटानुसार झालेले स्थिर (२००४-०५ च्या) किंमतीनुसार राज्य उत्पन्नाचे निर्देशांक /
Indices of State Income by Industry of Origin at Constant (2004-05) Prices

| बाब (1) | 2004-05 (2) | 2005-06 (3) | 2006-07 (4) | 2007-08 (5) | 2008-09 (6) | 2009-10 (7) | 2010-11 (8) | 2011-12 ⁺⁺ (9) | 2012-13 ⁺ (10) | Sectors (1) |
|--|----------------|----------------|----------------|----------------|----------------|----------------|----------------|------------------------------|------------------------------|---|
| १.कृषि | 100.0 | 111.8 | 131.6 | 154.8 | 123.3 | 128.0 | 161.3 | 159.0 | 153.6 | 1.Agriculture |
| २.वन उद्योग | 100.0 | 100.0 | 107.2 | 111.5 | 117.9 | 104.9 | 111.9 | 118.8 | 125.9 | 2.Forestry |
| ३.मत्स्योद्योग | 100.0 | 114.1 | 112.3 | 114.2 | 107.1 | 102.7 | 103.3 | 104.2 | 104.6 | 3.Fishing |
| कृषि व संलग्न कार्य | 100.0 | 109.3 | 125.7 | 144.2 | 121.7 | 122.2 | 148.9 | 148.6 | 146.2 | Agriculture & Allied Activities |
| ४.खाणी | 100.0 | 100.4 | 104.1 | 101.7 | 90.8 | 94.1 | 107.5 | 114.9 | 114.4 | 4.Mining |
| एकूण - प्राथमिक | 100.0 | 108.7 | 124.3 | 141.4 | 119.7 | 120.4 | 146.1 | 146.4 | 144.1 | Sub-Total : Primary |
| ५. कारखाने | 100.0 | 131.6 | 157.9 | 173.6 | 157.2 | 170.7 | 195.7 | 184.9 | 182.6 | 5.Manufacturing |
| ५.१ नोंदणीकृत | 100.0 | 142.7 | 176.3 | 189.3 | 165.2 | 181.2 | 213.0 | 202.4 | 200.0 | 5.1 Registered |
| ५.२ इतर | 100.0 | 111.9 | 124.9 | 145.4 | 143.0 | 151.8 | 164.9 | 153.6 | 151.5 | 5.2 Un-registered |
| ६.बांधकाम | 100.0 | 106.4 | 115.4 | 144.7 | 157.5 | 165.2 | 188.6 | 209.8 | 227.4 | 6. Construction |
| ७.वीज, गॅस आणि पाणीपुरवठा | 100.0 | 112.0 | 101.1 | 110.0 | 157.6 | 181.7 | 198.3 | 235.8 | 265.8 | 7. Electricity, Gas & Water-supply |
| एकूण - दुय्यम उद्योग | 100.0 | 124.3 | 144.6 | 163.6 | 157.3 | 169.6 | 194.0 | 193.3 | 197.4 | Sub-Total : Secondary |
| उद्योग | 100.0 | 123.6 | 143.5 | 161.8 | 155.3 | 167.4 | 191.4 | 191.0 | 195.0 | Industry Sector |
| ८.परिवहन, दळणवळण आणि वखार | 100.0 | 111.4 | 123.3 | 132.9 | 139.4 | 186.7 | 217.3 | 238.4 | 259.2 | 8.Transport, Storage & Communications |
| ८.१ रेल्वे | 100.0 | 107.1 | 110.7 | 120.3 | 138.5 | 170.5 | 162.9 | 182.3 | 180.7 | 8.1 Railways |
| ८.२ परिवहन आणि वखार | 100.0 | 107.3 | 116.9 | 119.5 | 117.2 | 141.8 | 137.3 | 145.0 | 150.6 | 8.2 Transport by Other Means and Storage |
| ८.३ दळणवळण | 100.0 | 124.1 | 145.6 | 174.9 | 202.0 | 318.1 | 460.1 | 519.1 | 590.2 | 8.3 Communications |
| ९.व्यापार, खाणावळ आणि उपहारगृहे | 100.0 | 108.0 | 124.5 | 134.5 | 132.3 | 155.2 | 162.2 | 167.2 | 176.1 | 9. Trade, Hotels & Restaurants |
| एकूण- (८+९) | 100.0 | 109.0 | 124.1 | 134.0 | 134.5 | 164.8 | 179.1 | 189.0 | 201.5 | Total (8+9) |
| १०. बँका आणि विमा उद्योग | 100.0 | 116.3 | 138.9 | 163.7 | 188.2 | 202.4 | 230.4 | 256.4 | 284.7 | 10. Banking and Insurance |
| ११. स्थावर मालमत्ता व राहत्या घरांची मालकी आणि व्यावसायिक सेवा | 100.0 | 113.2 | 125.1 | 138.0 | 151.8 | 157.0 | 165.4 | 179.7 | 196.2 | 11. Real Estate and Ownership of Dwellings and Business Services. |
| एकूण- (१०+११) | 100.0 | 114.7 | 131.9 | 150.6 | 169.7 | 179.3 | 197.3 | 217.3 | 239.6 | Total (10+11) |
| १२.सार्वजनिक प्रशासन | 100.0 | 106.8 | 106.9 | 120.4 | 147.9 | 152.6 | 150.8 | 150.0 | 159.1 | 12. Public Administration |
| १३.इतर सेवा | 100.0 | 111.4 | 117.3 | 121.9 | 127.2 | 136.3 | 149.6 | 160.9 | 175.5 | 13. Other Services |
| एकूण- (१२+१३) | 100.0 | 109.6 | 113.4 | 121.4 | 135.0 | 142.5 | 150.0 | 156.8 | 169.3 | Total (12+13) |
| एकूण - तृतीय/सेवा क्षेत्र | 100.0 | 111.5 | 125.4 | 138.6 | 149.1 | 166.8 | 181.4 | 194.9 | 211.4 | Sub-Total : Service sector |
| १४. निव्वळ राज्य उत्पन्न | 100.0 | 114.5 | 130.3 | 145.4 | 147.7 | 162.0 | 180.4 | 188.7 | 199.7 | 14. Net State Domestic Product |
| १५. दरडोई राज्य उत्पन्न | 100.0 | 112.7 | 126.3 | 139.0 | 139.1 | 150.4 | 163.6 | 173.1 | 178.0 | 16. Per Capita State Income |

टिप / Note: ++ दुसरे सुधारीत अंदाज / Second Revised Estimates + पहिले सुधारीत अंदाज / First Revised Estimates

आधार - अर्थ व सांख्यिकी संचालनालय, महाराष्ट्र शासन, मुंबई / Source :- Directorate of Economics & Statistics, Government of Maharashtra, Mumbai

१२. शेती:

१२.१ या विभागामध्ये जमिनीचा वापर, मुख्य पिके, त्यांचे उत्पादन, बागायत क्षेत्र, उत्पादनाचे निर्देशांक, मृदू संधारण, शेतीची यंत्रे व अवजारे आणि कृषी गणना या बाबींची माहिती दिली आहे.

१२.२ गाव पत्रकानुसार भौगोलिक क्षेत्र हे ग्राम अधिकाऱ्यांनी महसुलीच्या कामाकरिता गोळा केलेल्या खेड्यातील माहितीवरून गणना केलेले क्षेत्र होय. भारताच्या सर्व्हेयर-जनरल यांनी दिलेल्या एकूण क्षेत्रफळाची आकडेवारी व गाव पत्रकानुसार दिलेल्या एकूण क्षेत्रफळाची आकडेवारी यात फरक आढळून येतो, कारण पहिले क्षेत्र गटांची माहिती गोळा करून काढलेले असते, तर दुसरे गाव पत्रकावरून खेड्यातील क्षेत्रफळाची बेरीज करून काढलेले असते. या व्यतिरिक्त या दोन्ही संकल्पनांमध्ये इमारती, रस्ते इत्यादी खालील क्षेत्रफळ मोजताना विचारात घेण्यात येणाऱ्या गोष्टीही वेगवेगळ्या आहेत. “वने” यामध्ये प्रत्यक्ष वनाखालील असलेले सर्व क्षेत्र किंवा कोणत्याही वनविषयक कायदानुसार राज्य सरकारच्या किंवा खाजगी अधिपत्याखालील “वने” म्हणून वर्ग केलेले किंवा प्रशासकीय बाबींसाठी “ वने ” म्हणून गणले गेलेले क्षेत्र ह्याचा समावेश आहे. जर ह्यातील काही भाग वनव्याप्त नसेल, परंतु तो शेतीकरिता उपयोगात आणला जात असेल तर त्यानुसार त्या क्षेत्राला कसलेले किंवा न कसलेले क्षेत्र असे संबोधण्यात येते. “बिगर-शेती वापराखाली असलेली जमीन” म्हणजे इमारती, रस्ते व रेल्वे याखालील जमीन किंवा पाण्याखालील उदा. नद्या, कालवे यांनी व्याप्त असलेली जमीन आणि शेती सोडून इतर उपयोगात आणलेली जमीन. पडिक आणि लागवडीस योग्य नसलेल्या जमिनीत सर्व पडिक व लागवडीस योग्य नसलेली म्हणजेच पर्वत, वाळवंट इत्यादींचा समावेश होतो. जी जमीन अतिशय खर्च केल्याशिवाय लागवडीखाली येऊ शकत नाही अशी जमीन, ती स्वतंत्र गटात असो किंवा लागवड केलेल्या जमिनीत असो, तिला लागवडीस योग्य नसलेले क्षेत्र असे संबोधले जाते. कायम कुरणे आणि इतर चराऊ जमीन मिळून सर्व चराऊ जमीन होते, मग त्यात कायम कुरणे असोत किंवा नसोत. वनक्षेत्रातील गावांचे क्षेत्र आणि चराऊ क्षेत्र यांचा या शीर्षाखाली समावेश होतो. कसलेल्या निव्वळ क्षेत्रात समावेश नसलेल्या झाडेझुडपाखालील जमीन आणि आंबराया यांचा कसलेल्या निव्वळ क्षेत्राव्यतिरिक्त इतर शेतीविषयक वापरासाठी असलेल्या एकूण “ लागवडीलायक ” जमिनीत समावेश होतो. काटेरी झाडाखालील जमीन, छपराकरिता वापरावयाच्या गवताखालील जमीन, बांबूच्या झाडाखालील व इंधन म्हणून वापरण्यात येणाऱ्या वनराईखालील जमीन किंवा फळबागायत म्हणून समावेश होत नाही अशा जमिनीचा ह्यात समावेश होतो. “लागवडीलायक पड” जमिनीत एकूण लागवडी योग्य उपलब्ध असलेली जमीन, जी सध्या वापरात असेल किंवा वापरात नसेल परंतु जी एकदाच वापरली असेल, परंतु चालू वर्षी व गेल्या पाच किंवा जास्त वर्षात सतत कसली नसेल अशा जमिनीचा समावेश होतो.

12. AGRICULTURE

12.1 In this section tables having data on land utilisation, principal crops and their production, area irrigated, agricultural implements & machinery and on agricultural census are given.

12.2 As per the village needs, the Geographical area of a village is calculated from the village returns prepared by the village officials for revenue purposes. There is difference between the figures of total area according to the Surveyor-General of India and that according to the village records, because the former is calculated using block information whereas the latter is calculated by totaling the areas from the village returns. Moreover, allowances made for areas covered by buildings, roads, etc. are different in both cases. “Forests” comprises of areas which are actual forests or State owned or private lands classified as “forest” under any legal enactment dealing with forests or lands which are considered as “forest” for administrative purpose. If any portion of such land is not actually wooded but put to some agricultural use, that portion is included under the appropriate heading of cultivated or uncultivated land. Land put to non-agricultural uses comprises of all land occupied by buildings, roads and railways or under water, e. g. rivers and canals and other land put to uses other than for agricultural, Barren and unculturable land covers all barren and unculturable land like mountains, deserts etc. Land, whether in isolated blocks or within cultivated holdings, which cannot be brought under cultivation unless at a high cost, is classified as unculturable land. Permanent pastures and other grazing land cover all grazing lands whether they are permanent pastures and meadows or not. Areas of village and grazing lands within forest areas are included under this. Area which is under miscellaneous tree crops and groves not included in the net area sown is included under cultivable land which does not include net area sown but is put to some agricultural use. Land under casuarina trees, thatching grass, bamboo bushes and other groves for fuel etc., which are not included under ‘ orchards ’ are classed under this category. Culturable fallow land includes all land available for cultivation whether taken up for cultivation or not taken up for cultivation once but not cultivated during the current and last five years or more in succession. Such lands may be either fallow or covered with shrubs and jungles which are not put to any use. They may or may not be assessed and may lie in isolated blocks or within cultivated holdings. Current fallows comprise cropped areas which are kept fallow during the current year.

अशी जमीन पड जमीन किंवा झुडपांनी व जंगलव्याप्त असेल जिचा कोणत्याही कामाकरिता उपयोग होऊ शकत नाही अशा जमिनीचा सारा ठरवलेला असेल किंवा नसेल अशी जमीन स्वतंत्र गटात किंवा लागवड केलेल्या जमिनीत असेल. चालू वर्षी पडिक ठेवलेल्या लागवडीखालील जमिनीचा “चालू पड” मध्ये अंतर्भाव होतो. एखादे पेरणी केलेले क्षेत्र त्याच वर्षात दुसऱ्यांदा लागवडीखाली आणले नसेल तर ते “चालू पड” जमीन म्हणून गणले जाते. “इतर पड” जमिनीत लागवडीखाली असलेल्या परंतु कमीतकमी एक वर्ष व जास्तीत जास्त पाच वर्षे लागवडीखाली नसलेल्या सर्व जमिनीचा समावेश होतो. अशा जमिनी पडित ठेवण्यास खालीलपैकी एखादे कारण असू शकते.-- (१) शेतकऱ्यांची हलाखीची आर्थिक परिस्थिती, (२) अपुरा पाणीपुरवठा, (३) हिंवापाचे हवामान, (४) गाळ व चिखल वाहून आणणाऱ्या नद्या व कालवे, (५) जमिनीची झीज, (६) कृषि उत्पादनाचा योग्य तो मोबदला न मिळणे. कसलेल्या निव्वळ क्षेत्रामध्ये निव्वळ लागवडीखाली असलेले क्षेत्र आणि फळांच्या बागा यांचासुद्धा समावेश होतो ज्यात एकापेक्षा अधिक वेळा लागवड केलेले क्षेत्र एकदाच मोजले जाते. एकूण लागवडीखालील क्षेत्रामध्ये एकूण पिकांखालील क्षेत्राचा समावेश होतो. एकूण पिकांखालील क्षेत्र आणि कसलेले निव्वळ क्षेत्र यामध्ये फरक असण्याचे कारण म्हणजे त्याच जमिनीत त्याच वर्षी त्याच किंवा इतर पिकांची एकापेक्षा जास्त वेळा लागवड करणे हे होय.

१२.३ निरनिराळ्या पिकांखालील क्षेत्राची माहिती गावाच्या कागदपत्रावरून घेण्यात येते. अंदाजित उत्पादनाचे आकडे अंशतः “पीक कीपणी सर्वेक्षणाच्या” निष्कर्षावरून व अंशतः “पैसेवारी” पद्धतीच्या माहितीवरून घेण्यात येतात. सध्या पीक कापणी पाहण्या तांदूळ, बाजरी, ज्वारी, गहू, नाचणी, हरभरा, तूर (अंशतः), ऊस, कापूस, भूईमूग व तंबाखू (सातारा, सांगली व कोल्हापूर जिल्ह्यात फक्त) ह्या पिकांसाठी घेण्यात येतात. जलसिंचनाच्या साधनांची गणना दर पाच वर्षांनी घेण्यात येते. मधल्या वर्षामध्ये नवीन सिंचनाकरिता बांधलेल्या विहिरी किंवा उपयोगात न येणाऱ्या जुन्या विहिरी यांची नोंद घेण्याच्या सूचना ग्राम अधिकाऱ्यांना दिलेल्या असतात. त्यामुळे पूर्वीच्या पंचवार्षिक गणनेतील विहिरींच्या संख्येची आकडेवारी अद्ययावत करणे शक्य होते. पिकांच्या उत्पादनाच्या मूळ आकडेवारीवरून उत्पादनातील कल काय आहे ह्याबद्दल निश्चित कल्पना करणे शक्य नाही. त्यासाठी कृषि विभागाने प्रमुख पिकांखालील कृषि उत्पादनांच्या निर्देशांकांची मालिका तयार केली आहे. उत्पादकता निर्देशांक म्हणजे उत्पादन निर्देशांकाचे क्षेत्र निर्देशांकाशी असलेले प्रमाण गुणिले शंभर असे होय. कृषि गणनेत गोळा केलेली विहित जमिनीची संख्या व त्याखालील क्षेत्राची आकडेवारीही देण्यात आली आहे.

If any seeding area is not cropped again in the same year, it is also treated as current fallow. Other fallow land includes all lands which were taken up for cultivation but are temporarily out of cultivation for a period of not less than one year and not more than five years. The reasons for keeping such lands fallow may be one of the followings (1) poverty of cultivators, (2) inadequate supply of water, (3) malarial climate, (4) silting of canals and rivers, (5) soil erosion and (6) nonremunerative nature of farming. The net area sown consists of net area sown with crops and fruit gardens, in which area sown more than once is counted only once. The gross (total) cropped area represents the sum of area under all crops. The difference between the total cropped area and net area sown is accounted for by the area sown more than once on the same land during the same year with the same or different crops.

12.3. The data about area under different crops is compiled from village records. The estimates of outturn are based partly on the results of crop cutting surveys and partly on ‘paisewari method.’ At present, crop cutting surveys are being conducted for rice, bajri, jowar, wheat, ragi, gram, tur (partly), sugarcane, cotton, groundnut and tobacco (Satara, Sangli and Kolhapur districts only). Census of irrigation takes place after every five years. For intermediate years the village officers are instructed to note the number of new wells constructed for irrigation or old wells which have gone out of use and thus update the earlier quinquennial census figures of number of wells. Trend in production cannot be obtained accurately from the absolute figures on production of crops. To overcome this difficulty, a series of index numbers of agricultural production of principal crops are compiled by the Department of Agriculture. The productivity Index is the ratio of index of production to the index of area multiplied by 100. The data on operational holdings and area operated as per Agricultural Census are presented.

तक्ता क्रमांक/TABLE No. 12.1

12. शेती /
तक्ता क्रमांक /
जमिनीचा वापर /
(2013 -

| अ. क्र. Sr.No | जिल्हे | एकूण भौगोलिक क्षेत्र (गाव पत्रकानुसार) Geographical area by village records | वनव्याप्त क्षेत्र Area under forest | लागवडीखाली उपलब्ध नसलेली जमीन Not available for cultivation | | | इतर Other |
|-------------------------|-------------|---|--|---|--|------------------------|---------------|
| | | | | बिगरशेती वापराखाली असलेली जमीन Land put to non-agricultural uses | नापीक व लागवडीखाली नसलेली जमीन Barren and non-cultivated land | एकूण Total 5+6=7 | |
| (1) | (2) | (3) | (4) | (5) | (6) | (7) | (8) |
| 1 | मुंबई शहर | 380 | 15 | 286 | 73 | 359 | 6 |
| 2 | मुंबई उपनगर | | | | | | |
| 3 | ठाणे | 9,337 | 3,964 | 946 | 566 | 1,512 | 540 |
| 4 | रायगड | 6,869 | 1,500 | 589 | 1,284 | 1,873 | 401 |
| 5 | रत्नागिरी | 8,164 | 54 | 145 | 2,267 | 2,412 | 136 |
| 6 | सिंधुदुर्ग | 5,040 | 331 | 205 | 998 | 1,203 | 20 |
| 7 | नाशिक | 15,634 | 3,140 | 445 | 1,702 | 2,147 | 226 |
| 8 | धुळे | 7,330 | 2,115 | 171 | 319 | 490 | 188 |
| 9 | नंदुरबार | 7,050 | 3,362 | 90 | 227 | 317 | 313 |
| 10 | जळगाव | 11,639 | 1,559 | 162 | 804 | 966 | 387 |
| 11 | अहमदनगर | 17,020 | 1,646 | 151 | 1,302 | 1,453 | 402 |
| 12 | पुणे | 15,620 | 1,637 | 1,379 | 1,590 | 2,969 | 728 |
| 13 | सातारा | 10,580 | 1,427 | 316 | 1,234 | 1,550 | 798 |
| 14 | सांगली | 8,610 | 434 | 496 | 368 | 864 | 153 |
| 15 | सोलापूर | 14,878 | 353 | 162 | 620 | 782 | 457 |
| 16 | कोल्हापूर | 7,765 | 1,469 | 382 | 437 | 819 | 417 |
| 17 | औरंगाबाद | 10,077 | 698 | 606 | 204 | 810 | 356 |
| 18 | जालना | 7,726 | 49 | 198 | 74 | 272 | 250 |
| 19 | परभणी | 6,311 | 64 | 287 | 81 | 368 | 131 |
| 20 | हिंगोली | 4,661 | 292 | 106 | 84 | 190 | 181 |
| 21 | बीड | 10,686 | 228 | 412 | 236 | 648 | 370 |
| 22 | नांदेड | 10,331 | 828 | 370 | 203 | 573 | 526 |
| 23 | उस्मानाबाद | 7,485 | 44 | 208 | 70 | 278 | 184 |
| 24 | लातूर | 7,157 | 18 | 241 | 186 | 427 | 214 |
| 25 | बुलढाणा | 9,671 | 888 | 528 | 477 | 1,005 | 387 |
| 26 | अकोला | 5,429 | 301 | 325 | 114 | 439 | 166 |
| 27 | वाशिम | 5,131 | 348 | 275 | 113 | 388 | 298 |
| 28 | अमरावती | 12,217 | 3,099 | 448 | 196 | 644 | 332 |
| 29 | यवतमाळ | 13,519 | 2,409 | 616 | 394 | 1,010 | 599 |
| 30 | वर्धा | 6,289 | 619 | 479 | 106 | 585 | 350 |
| 31 | नागपूर | 9,864 | 1,628 | 974 | 325 | 1,299 | 558 |
| 32 | भंडारा | 3,420 | 618 | 394 | 46 | 440 | 336 |
| 33 | गोंदिया | 5,859 | 2,075 | 526 | 132 | 658 | 965 |
| 34 | चंद्रपूर | 10,918 | 3,862 | 966 | 256 | 1,222 | 522 |
| 35 | गडचिरोली | 14,916 | 10,981 | 720 | 147 | 867 | 526 |
| महाराष्ट्र राज्य | | 3,07,583 | 52,055 | 14,604 | 17,235 | 31,839 | 12,423 |

आधार :- कृषि आयुक्तालय, महाराष्ट्र राज्य, पुणे./

AGRICULTURE
TABLE No.12.1
Land Utilisation
-14)

| (क्षेत्र '०० हेक्टरात / Area in '00 hectares) | | | | | | | | | |
|---|--|----------------------------|------------------------------|---------------------------|---------------------------|---|--|---|--------------------------|
| लागवडीखाली नसलेली (पड व्यतिरिक्त जमीन) Uncultivated excluding fallow land | | | पड जमीन Fallow Land | | | लागवडी खालील निव्वळ क्षेत्र Net area sown | एकापेक्षा अधिक वेळा लागवड केलेले क्षेत्र Area sown more than once | लागवडी खालील एकूण क्षेत्र Gross cropped area | Districts |
| झाडेझुडपा खालील जमीन व आंबराया Land under Misc. tree crops and graves | लागवडीलायक पड Culturable fallow | एकूण Total 8+9+10=11 | चालू पड Current fallow | इतर पड Other fallow | एकूण Total 12+13=14 | (15) | (16) | (17) | (2) |
| (9) | (10) | (11) | (12) | (13) | (14) | (15) | (16) | (17) | (2) |
| 0 | 0 | 6 | 0 | 0 | 0 | 0 | 0 | 0 | Mumbai City |
| | | | | | | | | | Mumbai Suburban |
| 249 | 342 | 1,131 | 94 | 190 | 284 | 2,446 | 55 | 2,501 | Thane |
| 226 | 380 | 1,007 | 144 | 459 | 603 | 1,886 | 270 | 2,156 | Raigad |
| 70 | 1,312 | 1,518 | 270 | 1,361 | 1,631 | 2,549 | 87 | 2,636 | Ratnagiri |
| 256 | 661 | 937 | 144 | 1,022 | 1,166 | 1,403 | 187 | 1,590 | Sindhudurg |
| 19 | 203 | 448 | 899 | 285 | 1,184 | 8,715 | 1,127 | 9,842 | Nashik |
| 12 | 18 | 218 | 99 | 96 | 195 | 4,312 | 1,082 | 5,394 | Dhule |
| 7 | 26 | 346 | 8 | 57 | 65 | 2,960 | 713 | 3,673 | Nandurbar |
| 28 | 63 | 478 | 96 | 49 | 145 | 8,491 | 3,148 | 11,639 | Jalgaon |
| 38 | 202 | 642 | 1,485 | 961 | 2,446 | 10,833 | 3,663 | 14,496 | Ahmednagar |
| 132 | 369 | 1,229 | 359 | 203 | 562 | 9,223 | 2,490 | 11,713 | Pune |
| 72 | 405 | 1,275 | 277 | 671 | 948 | 5,380 | 1,258 | 6,638 | Satara |
| 161 | 147 | 461 | 425 | 579 | 1,004 | 5,847 | 1,315 | 7,162 | Sangli |
| 62 | 416 | 935 | 1,477 | 1,176 | 2,653 | 10,155 | 1,522 | 11,677 | Solapur |
| 72 | 366 | 855 | 106 | 198 | 304 | 4,318 | 2,008 | 6,326 | Kolhapur |
| 65 | 155 | 576 | 533 | 597 | 1,130 | 6,863 | 4,683 | 11,546 | Aurangabad |
| 109 | 166 | 525 | 988 | 212 | 1,200 | 5,680 | 2,216 | 7,896 | Jalna |
| 13 | 232 | 376 | 388 | 287 | 675 | 4,828 | 4,107 | 8,935 | Parbhani |
| 3 | 117 | 301 | 428 | 139 | 567 | 3,311 | 2,453 | 5,764 | Hingoli |
| 13 | 400 | 783 | 970 | 509 | 1,479 | 7,548 | 2,840 | 10,388 | Beed |
| 60 | 355 | 941 | 721 | 184 | 905 | 7,084 | 2,404 | 9,488 | Nanded |
| 21 | 504 | 709 | 1,004 | 736 | 1,740 | 4,714 | 4,815 | 9,529 | Osmanabad |
| 202 | 244 | 660 | 384 | 446 | 830 | 5,222 | 2,568 | 7,790 | Latur |
| 10 | 261 | 658 | 166 | 261 | 427 | 6,693 | 2,794 | 9,487 | Buldhana |
| 12 | 30 | 208 | 97 | 54 | 151 | 4,330 | 2,443 | 6,773 | Akola |
| 4 | 54 | 356 | 175 | 84 | 259 | 3,780 | 1,563 | 5,343 | Washim |
| 62 | 92 | 486 | 330 | 144 | 474 | 7,514 | 2,328 | 9,842 | Amravati |
| 114 | 228 | 941 | 359 | 253 | 612 | 8,547 | 1,418 | 9,965 | Yavatmal |
| 95 | 162 | 607 | 642 | 208 | 850 | 3,628 | 1,064 | 4,692 | Wardha |
| 77 | 379 | 1,014 | 196 | 215 | 411 | 5,512 | 951 | 6,463 | Nagpur |
| 82 | 111 | 529 | 37 | 11 | 48 | 1,785 | 762 | 2,547 | Bhandara |
| 15 | 165 | 1,145 | 102 | 61 | 163 | 1,818 | 598 | 2,416 | Gondiya |
| 106 | 377 | 1,005 | 128 | 130 | 258 | 4,571 | 765 | 5,336 | Chandrapur |
| 32 | 210 | 768 | 482 | 84 | 566 | 1,734 | 423 | 2,157 | Gadchiroli |
| 2,499 | 9,152 | 24,074 | 14,013 | 11,922 | 25,935 | 1,73,680 | 60,120 | 2,33,800 | Maharashtra State |

Source:- Commissionerate of Agriculture, Government of Maharashtra, Pune.

12. शेती /
तक्ता क्रमांक /
प्रमुख पिकांखालील क्षेत्र व त्यांचे उत्पादन /
(2013 -

| अ. क्र. Sr. No | जिल्हे | तांदूळ / Rice | | | गहू / Wheat | | | ज्वारी / Jowar | | | बाजरी / Bajra | | |
|----------------|-------------------------|---------------|-----------------|------------------------------------|---------------|-----------------|------------------------------------|----------------|-----------------|------------------------------------|---------------|-----------------|------------------------------------|
| | | क्षेत्र Area | उत्पादन Outturn | दर हेक्टरी उत्पादन Yield per hect. | क्षेत्र Area | उत्पादन Outturn | दर हेक्टरी उत्पादन Yield per hect. | क्षेत्र Area | उत्पादन Outturn | दर हेक्टरी उत्पादन Yield per hect. | क्षेत्र Area | उत्पादन Outturn | दर हेक्टरी उत्पादन Yield per hect. |
| (1) | (2) | (3) | (4) | (5) | (6) | (7) | (8) | (9) | (10) | (11) | (12) | (13) | (14) |
| 1 | मुंबई शहर | 0 | 0 | 0 | 0 | 0 | 0 | 0 | 0 | 0 | 0 | 0 | 0 |
| 2 | मुंबई उपनगर | 0 | 0 | 0 | 0 | 0 | 0 | 0 | 0 | 0 | 0 | 0 | 0 |
| 3 | ठाणे | 1,396 | 3,340 | 2,393 | 0 | 0 | 0 | 0 | 0 | 0 | 0 | 0 | 0 |
| 4 | रायगड | 1,279 | 3,659 | 2,862 | 0 | 0 | 0 | 0 | 0 | 0 | 0 | 0 | 0 |
| 5 | रत्नागिरी | 721 | 2,132.2 | 2,957 | 0 | 0 | 0 | 0 | 0 | 0 | 0 | 0 | 0 |
| 6 | सिंधुदुर्ग | 768 | 2,384 | 3,138 | 0 | 0 | 0 | 0 | 0 | 0 | 0 | 0 | 0 |
| 7 | नाशिक | 726 | 933 | 1,286 | 659 | 1,119 | 1,698 | 151 | 188 | 1,245 | 1,496 | 1,675 | 1,120 |
| 8 | धुळे | 77 | 97 | 1,261 | 472 | 775 | 1,642 | 389 | 618 | 1,589 | 999 | 1,329 | 1,330 |
| 9 | नंदुरबार | 225 | 203 | 902 | 215 | 458 | 2,130 | 497 | 672 | 1,352 | 45 | 54 | 1,200 |
| 10 | जळगाव | 0 | 0 | 0 | 253 | 648 | 2,561 | 1,033 | 2,186 | 2,116 | 177 | 208 | 1,175 |
| 11 | अहमदनगर | 79 | 190 | 2,405 | 519 | 1,007 | 1,940 | 5,039 | 3,545 | 704 | 1,818 | 1,882 | 1,035 |
| 12 | पुणे | 821 | 1,532 | 1,866 | 643 | 1,299 | 2,020 | 2,548 | 1,615 | 634 | 498 | 416 | 835 |
| 13 | सातारा | 504 | 756 | 1,500 | 338 | 622 | 1,840 | 1,677 | 1,650 | 984 | 302 | 156 | 517 |
| 14 | सांगली | 145 | 255 | 1,761 | 262 | 515 | 1,966 | 2,794 | 1,778 | 636 | 242 | 72 | 298 |
| 15 | सोलापूर | 4 | 1 | 286 | 357 | 358 | 1,003 | 5,663 | 3,047 | 538 | 63 | 22 | 349 |
| 16 | कोल्हापूर | 1,096 | 3,418 | 3,119 | 166 | 417 | 2,512 | 269 | 434 | 1,613 | 0 | 0 | 0 |
| 17 | औरंगाबाद | 0 | 0 | 0 | 354 | 542 | 1,531 | 898 | 719 | 801 | 310 | 380 | 1,226 |
| 18 | जालना | 0 | 0 | 0 | 98 | 137 | 1,398 | 1,130 | 907 | 803 | 167 | 201 | 1,204 |
| 19 | परभणी | 7 | 3 | 374 | 209 | 233 | 1,115 | 3,352 | 2,493 | 744 | 32 | 20 | 625 |
| 20 | हिंगोली | 0 | 0 | 0 | 772 | 742 | 961 | 570 | 577 | 1,012 | 0 | 2 | 0 |
| 21 | बीड | 5 | 3 | 665 | 578 | 571 | 988 | 2,804 | 1,933 | 689 | 1,221 | 1,303 | 1,067 |
| 22 | नांदेड | 8 | 4 | 494 | 389 | 438 | 1,126 | 1,171 | 924 | 789 | 0 | 0 | 0 |
| 23 | उस्मानाबाद | 131 | 64 | 489 | 267 | 412 | 1,543 | 2,444 | 2,130 | 872 | 177 | 120 | 678 |
| 24 | लातूर | 76 | 51 | 668 | 352 | 449 | 1,276 | 1,261 | 1,771 | 1,404 | 27 | 13 | 481 |
| 25 | बुलढाणा | 0 | 0 | 0 | 590 | 739 | 1,253 | 579 | 489 | 845 | 35 | 23 | 657 |
| 26 | अकोला | 0 | 0 | 0 | 199 | 252 | 1,266 | 368 | 218 | 592 | 2 | 1 | 500 |
| 27 | वाशिम | 0 | 0 | 0 | 309 | 502 | 1,625 | 154 | 84 | 545 | 4 | 3 | 750 |
| 28 | अमरावती | 47 | 8 | 161 | 420 | 650 | 1,548 | 352 | 227 | 645 | 0 | 0 | 0 |
| 29 | यवतमाळ | 1 | 0 | 161 | 345 | 307 | 890 | 483 | 156 | 323 | 1 | 1 | 1,000 |
| 30 | वर्धा | 0 | 0 | 0 | 257 | 337 | 1,311 | 65 | 29 | 446 | 0 | 0 | 0 |
| 31 | नागपूर | 778 | 1,052 | 1,352 | 862 | 831 | 964 | 65 | 34 | 523 | 0 | 0 | 0 |
| 32 | भंडारा | 1,946 | 3,242 | 1,666 | 119 | 136 | 1,143 | 0 | 0 | 0 | 0 | 0 | 0 |
| 33 | गोंदिया | 2,015 | 3,253 | 1,614 | 17 | 11 | 647 | 0 | 0 | 0 | 0 | 0 | 0 |
| 34 | चंद्रपूर | 1,634 | 2,182 | 1,335 | 256 | 286 | 1,117 | 78 | 44 | 564 | 0 | 0 | 0 |
| 35 | गडचिरोली | 1,560 | 2,320 | 1,487 | 5 | 7 | 1,400 | 11 | 11 | 1,000 | 0 | 0 | 0 |
| | महाराष्ट्र राज्य | 16,049 | 31,083 | 1,937 | 10,282 | 14,800 | 1,439 | 35,845 | 28,479 | 795 | 7,616 | 7,881 | 1,035 |

AGRICULTURE

TABLE No.12.2

Area and Outturn of Principal Crops

-14)

(क्षेत्र '०० हेक्टरात व उत्पादन '०० टनात दर हेक्टरी उत्पादन किलोमध्ये)

(Area in ' 00 ' hectares and Outturn in ' 00 ' tonnes yield per hectare in Kg.)

| नाचणी / Ragi | | | मका / Maize | | | बाली / Barley | | | इतर तृणधान्य / Other Cereals | | | (2) |
|-----------------|--------------------|---|-----------------|--------------------|---|-----------------|--------------------|---|------------------------------|--------------------|---|--------------------------|
| क्षेत्र Area | उत्पादन Outturn | दर हेक्टरी उत्पादन Yield per hect. | क्षेत्र Area | उत्पादन Outturn | दर हेक्टरी उत्पादन Yield per hect. | क्षेत्र Area | उत्पादन Outturn | दर हेक्टरी उत्पादन Yield per hect. | क्षेत्र Area | उत्पादन Outturn | दर हेक्टरी उत्पादन Yield per hect. | |
| (15) | (16) | (17) | (18) | (19) | (20) | (21) | (22) | (23) | (24) | (25) | (26) | |
| 0 | 0 | 0 | 0 | 0 | 0 | 0 | 0 | 0 | 0 | 0 | 0 | Mumbai City |
| 0 | 0 | 0 | 0 | 0 | 0 | 0 | 0 | 0 | 0 | 0 | 0 | Mumbai Suburban |
| 141 | 114 | 809 | 0 | 0 | 0 | 0 | 0 | 0 | 118 | 67 | 568 | Thane |
| 111 | 94 | 847 | 0 | 0 | 0 | 0 | 0 | 0 | 39 | 18 | 462 | Raigad |
| 161 | 219 | 1,360 | 0 | 0 | 0 | 0 | 0 | 0 | 72 | 47 | 653 | Ratnagiri |
| 32 | 52 | 1,625 | 0 | 0 | 0 | 0 | 0 | 0 | 11 | 16 | 1,455 | Sindhudurg |
| 359 | 338 | 942 | 1,459 | 5,625 | 3,855 | 0 | 0 | 0 | 1,042 | 1,705 | 1,636 | Nashik |
| 8 | 13 | 1,625 | 850 | 2,710 | 3,188 | 0 | 0 | 0 | 432 | 890 | 2,060 | Dhule |
| 0 | 0 | 0 | 305 | 525 | 1,721 | 0 | 0 | 0 | 620 | 1,013 | 1,634 | Nandurbar |
| 0 | 0 | 0 | 823 | 2,966 | 3,604 | 0 | 0 | 0 | 1,328 | 2,888 | 2,175 | Jalgaon |
| 28 | 36 | 1,286 | 819 | 3,562 | 4,349 | 0 | 0 | 0 | 6,882 | 5,934 | 862 | Ahmednagar |
| 106 | 136 | 1,283 | 308 | 900 | 2,922 | 0 | 0 | 0 | 5,266 | 4,955 | 941 | Pune |
| 80 | 92 | 1,150 | 249 | 663 | 2,663 | 0 | 0 | 0 | 1,849 | 2,128 | 1,151 | Satara |
| 0 | 0 | 0 | 451 | 1,101 | 2,441 | 0 | 0 | 0 | 2,363 | 2,251 | 953 | Sangli |
| 0 | 0 | 0 | 423 | 946 | 2,236 | 0 | 0 | 0 | 7,660 | 5,931 | 774 | Solapur |
| 219 | 329 | 1,502 | 65 | 166 | 2,554 | 0 | 0 | 0 | 320 | 306 | 956 | Kolhapur |
| 0 | 0 | 0 | 1,743 | 7,819 | 4,486 | 0 | 0 | 0 | 1,610 | 2,348 | 1,458 | Aurangabad |
| 0 | 0 | 0 | 810 | 2,128 | 2,627 | 0 | 0 | 0 | 1,645 | 1,587 | 965 | Jalna |
| 0 | 0 | 0 | 21 | 31 | 1,476 | 0 | 0 | 0 | 2,095 | 1,485 | 709 | Parbhani |
| 0 | 0 | 0 | 8 | 15 | 1,875 | 0 | 0 | 0 | 607 | 754 | 1,242 | Hingoli |
| 0 | 0 | 0 | 144 | 184 | 1,278 | 0 | 0 | 0 | 2,623 | 2,282 | 870 | Beed |
| 0 | 0 | 0 | 5 | 6 | 1,200 | 0 | 0 | 0 | 790 | 1,115 | 1,411 | Nanded |
| 0 | 0 | 0 | 237 | 296 | 1,249 | 0 | 0 | 0 | 3,138 | 2,486 | 792 | Osmanabad |
| 0 | 0 | 0 | 103 | 260 | 2,524 | 0 | 0 | 0 | 675 | 728 | 1,079 | Latur |
| 0 | 0 | 0 | 316 | 848 | 2,684 | 0 | 0 | 0 | 829 | 1,310 | 1,580 | Buldhana |
| 0 | 0 | 0 | 1 | 3 | 3,000 | 0 | 0 | 0 | 384 | 909 | 2,367 | Akola |
| 0 | 0 | 0 | 3 | 9 | 3,000 | 0 | 0 | 0 | 222 | 355 | 1,599 | Washim |
| 0 | 0 | 0 | 10 | 29 | 2,900 | 0 | 0 | 0 | 564 | 1,067 | 1,892 | Amravati |
| 0 | 0 | 0 | 0 | 0 | 0 | 0 | 0 | 0 | 418 | 615 | 0 | Yavatmal |
| 0 | 0 | 0 | 0 | 0 | 0 | 0 | 0 | 0 | 308 | 498 | 0 | Wardha |
| 0 | 0 | 0 | 2 | 6 | 3,000 | 0 | 0 | 0 | 786 | 1,174 | 0 | Nagpur |
| 0 | 0 | 0 | 0 | 0 | 0 | 0 | 0 | 0 | 115 | 125 | 0 | Bhandara |
| 0 | 0 | 0 | 1 | 3 | 3,000 | 0 | 0 | 0 | 28 | 22 | 786 | Gondiya |
| 0 | 0 | 0 | 0 | 0 | 0 | 0 | 0 | 0 | 407 | 400 | 983 | Chandrapur |
| 0 | 0 | 0 | 27 | 74 | 2,741 | 0 | 0 | 0 | 59 | 62 | 1,051 | Gadchiroli |
| 1,245 | 1,423 | 1,143 | 9,183 | 30,875 | 3,362 | 0 | 0 | 0 | 45,065 | 47,323 | 1,050 | Maharashtra State |

| अ. क्र. Sr. No | जिल्हे | एकूण तृणधान्ये / Total Cereals | | | हरभरा / Gram | | | तूर / Tur | | | इतर कडधान्ये / Other Pulses | | |
|-------------------------|-----------------------------|--------------------------------|--------------------|---|-----------------|--------------------|---|-----------------|--------------------|---|-----------------------------|--------------------|---|
| | | क्षेत्र Area | उत्पादन Outturn | दर हेक्टरी उत्पादन Yield per hect. | क्षेत्र Area | उत्पादन Outturn | दर हेक्टरी उत्पादन Yield per hect. | क्षेत्र Area | उत्पादन Outturn | दर हेक्टरी उत्पादन Yield per hect. | क्षेत्र Area | उत्पादन Outturn | दर हेक्टरी उत्पादन Yield per hect. |
| (1) | (2) | (27) | (28) | (29) | (30) | (31) | (32) | (33) | (34) | (35) | (36) | (37) | (38) |
| 1 | मुंबई शहर | 0 | 0 | 0 | 0 | 0 | 0 | 0 | 0 | 0 | 0 | 0 | 0 |
| 2 | मुंबई उपनगर | 0 | 0 | 0 | 0 | 0 | 0 | 0 | 0 | 0 | 0 | 0 | 0 |
| 3 | ठाणे | 1,655 | 3,521 | 2,127 | 33 | 39 | 1,182 | 28 | 15 | 536 | 64 | 35 | 547 |
| 4 | रायगड | 1,429 | 3,771 | 2,639 | 0 | 0 | 0 | 6 | 3 | 500 | 95 | 44 | 463 |
| 5 | रत्नागिरी | 954 | 2,398.2 | 2,514 | 0 | 0 | 0 | 1 | 1 | 1,000 | 75 | 33 | 440 |
| 6 | सिंधुदुर्ग | 811 | 2,452 | 3,023 | 0 | 0 | 0 | 0 | 0 | 0 | 58 | 29 | 500 |
| 7 | नाशिक | 5,892 | 11,583 | 1,966 | 400 | 262 | 656 | 101 | 71 | 703 | 156 | 67 | 429 |
| 8 | धुळे | 3,227 | 6,432 | 1,993 | 423 | 533 | 1,259 | 90 | 75 | 833 | 24 | 10 | 417 |
| 9 | नंदुरबार | 1,907 | 2,925 | 1,534 | 243 | 208 | 856 | 120 | 47 | 392 | 28 | 9 | 321 |
| 10 | जळगाव | 3,614 | 8,896 | 2,462 | 344 | 398 | 1,157 | 184 | 204 | 1,109 | 11 | 4 | 364 |
| 11 | अहमदनगर | 15,184 | 16,156 | 1,064 | 1,207 | 933 | 773 | 110 | 92 | 836 | 107 | 53 | 495 |
| 12 | पुणे | 10,190 | 10,853 | 1,065 | 506 | 412 | 814 | 42 | 24 | 571 | 205 | 81 | 395 |
| 13 | सातारा | 4,999 | 6,067 | 1,214 | 257 | 205 | 798 | 16 | 8 | 500 | 380 | 194 | 511 |
| 14 | सांगली | 6,257 | 5,972 | 954 | 274 | 204 | 745 | 63 | 33 | 524 | 235 | 164 | 698 |
| 15 | सोलापूर | 14,170 | 10,305 | 727 | 354 | 197 | 556 | 188 | 92 | 489 | 64 | 29 | 453 |
| 16 | कोल्हापूर | 2,135 | 5,070 | 2,375 | 114 | 136 | 1,193 | 4 | 2 | 500 | 54 | 17 | 315 |
| 17 | औसंगाबाद | 4,915 | 11,808 | 2,402 | 429 | 326 | 760 | 286 | 268 | 937 | 24 | 10 | 417 |
| 18 | जालना | 3,850 | 4,960 | 1,288 | 269 | 236 | 877 | 442 | 475 | 1,075 | 4 | 1 | 250 |
| 19 | परभणी | 5,716 | 4,265 | 746 | 670 | 478 | 713 | 705 | 529 | 750 | 29 | 16 | 552 |
| 20 | हिंगोली | 1,957 | 2,090 | 1,068 | 993 | 1,054 | 1,061 | 389 | 332 | 853 | 8 | 3 | 375 |
| 21 | बीड | 7,375 | 6,276 | 851 | 634 | 473 | 745 | 564 | 377 | 668 | 61 | 26 | 426 |
| 22 | नांदेड | 2,363 | 2,487 | 1,052 | 653 | 596 | 913 | 716 | 461 | 644 | 8 | 3 | 375 |
| 23 | उस्मानाबाद | 6,394 | 5,508 | 861 | 859 | 747 | 870 | 1,010 | 1,157 | 1,146 | 25 | 8 | 320 |
| 24 | लातूर | 2,494 | 3,272 | 1,312 | 882 | 1,315 | 1,491 | 1,124 | 1,562 | 1,390 | 15 | 5 | 333 |
| 25 | बुलढाणा | 2,349 | 3,409 | 1,451 | 790 | 631 | 799 | 211 | 148 | 701 | 5 | 3 | 600 |
| 26 | अकोला | 954 | 1,383 | 1,450 | 951 | 1,212 | 1,274 | 665 | 838 | 1,260 | 1 | 1 | 1,000 |
| 27 | वाशिम | 692 | 953 | 1,377 | 940 | 1,007 | 1,071 | 462 | 223 | 483 | 1 | 1 | 1,000 |
| 28 | अमरावती | 1,393 | 1,981 | 1,422 | 899 | 1,033 | 1,149 | 962 | 1,339 | 1,392 | 26 | 10 | 385 |
| 29 | यवतमाळ | 1,248 | 1,079 | 865 | 456 | 371 | 814 | 1,092 | 804 | 736 | 0 | 0 | 0 |
| 30 | वर्धा | 630 | 864 | 1,371 | 364 | 275 | 755 | 706 | 476 | 674 | 1 | 0 | 0 |
| 31 | नागपूर | 2,493 | 3,097 | 1,242 | 717 | 451 | 629 | 586 | 266 | 454 | 55 | 26 | 473 |
| 32 | भंडारा | 2,180 | 3,504 | 1,607 | 111 | 57 | 514 | 113 | 71 | 628 | 205 | 92 | 449 |
| 33 | गोर्दिया | 2,061 | 3,289 | 1,596 | 59 | 29 | 492 | 60 | 38 | 633 | 143 | 50 | 350 |
| 34 | चंद्रपूर | 2,375 | 2,912 | 1,226 | 328 | 172 | 524 | 326 | 285 | 874 | 264 | 95 | 360 |
| 35 | गडचिरोली | 1,662 | 2,474 | 1,489 | 36 | 17 | 472 | 41 | 26 | 634 | 193 | 71 | 368 |
| | महाराष्ट्र राज्य | 1,25,525 | 162012 | 1,291 | 15,195 | 14,006 | 922 | 11,413 | 10,342 | 906 | 2,624 | 1,190 | 454 |

Table No. 12.2 - Contd....

| एकूण कडधान्ये / Total Pulses | | | एकूण अन्नधान्ये / Total foodgrains | | | ऊस / Sugarcane | | | कापूस / Cotton | | | Districts |
|------------------------------|--------------------|---|------------------------------------|--------------------|---|-----------------|--------------------|---|-----------------|--------------------|---|--------------------------|
| क्षेत्र Area | उत्पादन Outturn | दर हेक्टरी उत्पादन Yield per hect. | क्षेत्र Area | उत्पादन Outturn | दर हेक्टरी उत्पादन Yield per hect. | क्षेत्र Area | उत्पादन Outturn | दर हेक्टरी उत्पादन Yield per hect. | क्षेत्र Area | उत्पादन Outturn | दर हेक्टरी उत्पादन Yield per hect. | |
| (39) | (40) | (41) | (42) | (43) | (44) | (45) | (46) | (47) | (48) | (49) | (50) | (2) |
| 0 | 0 | 0 | 0 | 0 | 0 | 0 | 0 | 0 | 0 | 0 | 0 | Mumbai City |
| 0 | 0 | 0 | 0 | 0 | 0 | 0 | 0 | 0 | 0 | 0 | 0 | Mumbai Suburban |
| 125 | 89 | 712 | 1,780 | 3,610 | 2,028 | 0 | 0 | 0 | 0 | 0 | 0 | Thane |
| 101 | 47 | 465 | 1,530 | 3,818 | 2,495 | 0 | 0 | 0 | 0 | 0 | 0 | Raigad |
| 76 | 34 | 447 | 1,030 | 2,432.2 | 2,361 | 0 | 0 | 0 | 0 | 0 | 0 | Ratnagiri |
| 58 | 29 | 500 | 869 | 2,481 | 2,855 | 11 | 967 | 87,909 | 0 | 0 | 0 | Sindhudurg |
| 657 | 400.2 | 609 | 6,549 | 11,983.2 | 1,830 | 210 | 17,665 | 84,119 | 505 | 1,006 | 1,992 | Nashik |
| 537 | 617.6 | 1,150 | 3,764 | 7,049.6 | 1,873 | 65 | 5,369 | 82,600 | 1,331 | 3,359 | 2,524 | Dhule |
| 391 | 264 | 675 | 2,298 | 3,189 | 1,388 | 108 | 8,326 | 77,093 | 560 | 1,166 | 2,082 | Nandurbar |
| 539 | 606 | 1,124 | 4,153 | 9,502 | 2,288 | 117 | 8,832 | 75,487 | 5,097 | 10,971 | 2,152 | Jalgaon |
| 1424 | 1,078 | 757 | 16,608 | 17,234 | 1,038 | 1,108 | 96,436 | 87,036 | 1,017 | 2,211 | 2,174 | Ahmednagar |
| 753 | 517 | 687 | 10,943 | 11,370 | 1,039 | 1,439 | 1,69,635 | 1,17,884 | 0 | 0 | 0 | Pune |
| 653 | 407 | 623 | 5,652 | 6,474 | 1,145 | 598 | 60,152 | 1,00,589 | 16 | 13 | 813 | Satara |
| 572 | 401 | 701 | 6,829 | 6,373 | 933 | 626 | 74,667 | 1,19,276 | 35 | 41 | 1,171 | Sangli |
| 606 | 318 | 525 | 14,776 | 10,623 | 719 | 1,226 | 1,04,882 | 85,548 | 18 | 52 | 2,889 | Solapur |
| 172 | 155 | 901 | 2,307 | 5,225 | 2,265 | 1,352 | 1,35,802 | 1,00,445 | 1 | 2 | 2,000 | Kolhapur |
| 739 | 604 | 817 | 5,654 | 12,412 | 2,195 | 146 | 11,706 | 80,178 | 3,329 | 8,792 | 2,641 | Aurangabad |
| 715 | 712 | 996 | 4,565 | 5,672 | 1,242 | 135 | 9,723 | 72,022 | 3,033 | 7,766 | 2,561 | Jalna |
| 1,404 | 1,023 | 729 | 7,120 | 5,288 | 743 | 359 | 25,497 | 71,022 | 2,324 | 4,048 | 1,742 | Parbhani |
| 1,390 | 1,389 | 999 | 3,347 | 3,479 | 1,039 | 72 | 5,165 | 71,736 | 819 | 1,333 | 1,628 | Hingoli |
| 1,259 | 875.6 | 695 | 8,634 | 7,151.6 | 828 | 460 | 25,673 | 55,811 | 2,768 | 4,222 | 1,525 | Beed |
| 1,377 | 1,060 | 770 | 3,740 | 3,547 | 948 | 122 | 10,207 | 83,664 | 3,021 | 4,622 | 1,530 | Nanded |
| 1,894 | 1,912 | 1,010 | 8,288 | 7,420 | 895 | 689 | 31,752 | 46,084 | 182 | 387 | 2,126 | Osmanabad |
| 2,021 | 2,882 | 1,426 | 4,515 | 6,154 | 1,363 | 415 | 29,028 | 69,947 | 34 | 80 | 2,353 | Latur |
| 1,006 | 782 | 777 | 3,355 | 4,191 | 1,249 | 1 | 81 | 81,000 | 2,515 | 4,361 | 1,734 | Buldhana |
| 1,617 | 2,051 | 1,268 | 2,571 | 3,434 | 1,336 | 0 | 0 | 0 | 1,678 | 2,689 | 1,603 | Akola |
| 1,403 | 1,231 | 877 | 2,095 | 2,184 | 1,042 | 0 | 3 | 0 | 620 | 1,287 | 2,076 | Washim |
| 1,887 | 2,382 | 1,262 | 3,280 | 4,363 | 1,330 | 3 | 217 | 72,333 | 2,043 | 3,362 | 1,646 | Amravati |
| 1,548 | 1,175 | 759 | 2,796 | 2,254 | 806 | 65 | 4,907 | 75,492 | 4,798 | 7,759 | 1,617 | Yavatmal |
| 1,071 | 751 | 701 | 1,701 | 1,615 | 949 | 32 | 1,875 | 58,594 | 1,906 | 2,630 | 1,380 | Wardha |
| 1,358 | 743 | 547 | 3,851 | 3,840 | 997 | 3 | 200 | 66,667 | 808 | 1,260 | 1,559 | Nagpur |
| 429 | 220 | 513 | 2,609 | 3,723.7 | 1,427 | 6 | 361 | 60,167 | 0 | 0 | 0 | Bhandara |
| 262 | 117 | 447 | 2,323 | 3,406.2 | 1,466 | 3 | 215 | 71,667 | 0 | 0 | 0 | Gondiya |
| 918 | 552 | 601 | 3,293 | 3,464 | 1,052 | 0 | 0 | 0 | 933 | 1,263 | 1,354 | Chandrapur |
| 270 | 114 | 422 | 1,932 | 2,588 | 1,340 | 0 | 0 | 0 | 28 | 43 | 1,536 | Gadchiroli |
| 29,232 | 25,538 | 874 | 1,54,757 | 1,87,551 | 1,212 | 9,371 | 8,39,343 | 89,568 | 39,419 | 74,725 | 1,896 | Maharashtra State |

तक्ता क्रमांक /

| अ. क्र. Sr. No | जिल्हे | मिरची / Chilli | | | भूईमूग / Groundnut | | | तीळ / Sesamum | | |
|-------------------------|-------------------------|-----------------|--------------------|---|--------------------|--------------------|---|-----------------|--------------------|---|
| | | क्षेत्र Area | उत्पादन Outturn | दर हेक्टरी उत्पादन Yield per hect. | क्षेत्र Area | उत्पादन Outturn | दर हेक्टरी उत्पादन Yield per hect. | क्षेत्र Area | उत्पादन Outturn | दर हेक्टरी उत्पादन Yield per hect. |
| (1) | (2) | (51) | (52) | (53) | (54) | (55) | (56) | (57) | (58) | (59) |
| 1 | मुंबई शहर | 0 | 0 | 0 | 0 | 0 | 0 | 0 | 0 | 0 |
| 2 | मुंबई उपनगर | 0 | 0 | 0 | 0 | 0 | 0 | 0 | 0 | 0 |
| 3 | ठाणे | N.A. | N.A. | N.A. | 4 | 5 | 1,250 | 6 | 3 | 500 |
| 4 | रायगड | N.A. | N.A. | N.A. | 3 | 4 | 1,333 | 2 | 1 | 500 |
| 5 | रत्नागिरी | N.A. | N.A. | N.A. | 4 | 6 | 1,500 | 1 | 0 | 0 |
| 6 | सिंधुदुर्ग | N.A. | N.A. | N.A. | 55 | 87 | 1,582 | 1 | 0 | 0 |
| 7 | नाशिक | N.A. | N.A. | N.A. | 347 | 300 | 865 | 0 | 0 | 0 |
| 8 | धुळे | N.A. | N.A. | N.A. | 263 | 364 | 1,384 | 38 | 18 | 474 |
| 9 | नंदुरबार | N.A. | N.A. | N.A. | 169 | 165 | 976 | 6 | 3 | 500 |
| 10 | जळगाव | N.A. | N.A. | N.A. | 39 | 55 | 1,410 | 147 | 74 | 503 |
| 11 | अहमदनगर | N.A. | N.A. | N.A. | 123 | 149 | 1,211 | 6 | 1 | 167 |
| 12 | पुणे | N.A. | N.A. | N.A. | 416 | 570 | 1,370 | 21 | 5 | 238 |
| 13 | सातारा | N.A. | N.A. | N.A. | 548 | 897 | 1,637 | 2 | 0 | 0 |
| 14 | सांगली | N.A. | N.A. | N.A. | 290 | 374 | 1,290 | 3 | 1 | 333 |
| 15 | सोलापूर | N.A. | N.A. | N.A. | 115 | 140 | 1,217 | 4 | 1 | 250 |
| 16 | कोल्हापूर | N.A. | N.A. | N.A. | 604 | 921 | 1,525 | 0 | 0 | 0 |
| 17 | औरंगाबाद | N.A. | N.A. | N.A. | 61 | 52 | 852 | 11 | 3 | 273 |
| 18 | जालना | N.A. | N.A. | N.A. | 6 | 5 | 833 | 9 | 2 | 222 |
| 19 | परभणी | N.A. | N.A. | N.A. | 45 | 43 | 956 | 41 | 9 | 220 |
| 20 | हिंगोली | N.A. | N.A. | N.A. | 30 | 26 | 867 | 11 | 3 | 273 |
| 21 | बीड | N.A. | N.A. | N.A. | 93 | 72 | 774 | 24 | 6 | 250 |
| 22 | नांदेड | N.A. | N.A. | N.A. | 79 | 85 | 1,076 | 31 | 9 | 290 |
| 23 | उस्मानाबाद | N.A. | N.A. | N.A. | 105 | 75 | 714 | 43 | 9 | 209 |
| 24 | लातूर | N.A. | N.A. | N.A. | 57 | 54 | 947 | 36 | 8 | 222 |
| 25 | बुलढाणा | N.A. | N.A. | N.A. | 9 | 10 | 1,111 | 30 | 11 | 367 |
| 26 | अकोला | N.A. | N.A. | N.A. | 22 | 39 | 1,773 | 16 | 7 | 438 |
| 27 | वाशिम | N.A. | N.A. | N.A. | 2 | 2 | 1,000 | 6 | 2 | 333 |
| 28 | अमरावती | N.A. | N.A. | N.A. | 16 | 18 | 1,125 | 6 | 2 | 333 |
| 29 | यवतमाळ | N.A. | N.A. | N.A. | 61 | 76 | 1,246 | 9 | 3 | 333 |
| 30 | वर्धा | N.A. | N.A. | N.A. | 28 | 48 | 1,714 | 0 | 0 | 0 |
| 31 | नागपूर | N.A. | N.A. | N.A. | 44 | 39 | 886 | 2 | 1 | 500 |
| 32 | भंडारा | N.A. | N.A. | N.A. | 1 | 1 | 1,000 | 5 | 2 | 400 |
| 33 | गोंदिया | N.A. | N.A. | N.A. | 0 | 0 | 0 | 11 | 4 | 364 |
| 34 | चंद्रपूर | N.A. | N.A. | N.A. | 0 | 0 | 0 | 6 | 2 | 333 |
| 35 | गडचिरोली | N.A. | N.A. | N.A. | 0 | 0 | 0 | 21 | 7 | 333 |
| | महाराष्ट्र राज्य | N.A. | N.A. | N.A. | 3,639 | 4,682 | 1,287 | 555 | 197 | 355 |

टिप (१) उसाचे उत्पादन शंभर मेट्रिक टनात

(२) कापसाचे उत्पादन गासड्याच्या (प्रत्येकी १७० कि.) स्वरूपात आहे.

आधार :- कृषि आयुक्तालय, महाराष्ट्र राज्य, पुणे./

Table No. 12.2 - Contd....

| मोहरी / राई / Rape / Mustard | | | एरंडी / Castor seed | | | तंबाखू / Tobacco | | | एकूण तेलबिया / Total Oilseeds | | | Districts |
|------------------------------|--------------------|---|---------------------|--------------------|---|------------------|--------------------|---|-------------------------------|--------------------|---|--------------------------|
| क्षेत्र Area | उत्पादन Outturn | दर हेक्टरी उत्पादन Yield per hect. | क्षेत्र Area | उत्पादन Outturn | दर हेक्टरी उत्पादन Yield per hect. | क्षेत्र Area | उत्पादन Outturn | दर हेक्टरी उत्पादन Yield per hect. | क्षेत्र Area | उत्पादन Outturn | दर हेक्टरी उत्पादन Yield per hect. | |
| (60) | (61) | (62) | (63) | (64) | (65) | (66) | (67) | (68) | (69) | (70) | (71) | (2) |
| 0 | 0 | 0 | 0 | 0 | 0 | 0 | 0 | 0 | 0 | 0 | 0 | Mumbai City |
| 0 | 0 | 0 | 0 | 0 | 0 | 0 | 0 | 0 | 0 | 0 | 0 | Mumbai Suburban |
| 2 | 1 | 500 | 0 | 0 | 0 | N.A. | N.A. | N.A. | 27 | 9 | 341 | Thane |
| 1 | 0 | 0 | 0 | 0 | 0 | N.A. | N.A. | N.A. | 2 | 6 | 2,755 | Raigad |
| 1 | 0 | 0 | 0 | 0 | 0 | N.A. | N.A. | N.A. | 24 | 9 | 356 | Ratnagiri |
| 1 | 0 | 0 | 0 | 0 | 0 | N.A. | N.A. | N.A. | 43 | 77 | 1,773 | Sindhudurg |
| 2 | 1 | 500 | 34 | 12 | 353 | N.A. | N.A. | N.A. | 1,088 | 1,253 | 1,151 | Nashik |
| 5 | 2 | 0 | 1 | 0 | 0 | N.A. | N.A. | N.A. | 356 | 408 | 1,145 | Dhule |
| 2 | 1 | 500 | 11 | 4 | 364 | N.A. | N.A. | N.A. | 352 | 385 | 1,094 | Nandurbar |
| 1 | 1 | 0 | 1 | 0 | 0 | N.A. | N.A. | N.A. | 262 | 331 | 1,262 | Jalgaon |
| 0 | 0 | 0 | 0 | 0 | 0 | N.A. | N.A. | N.A. | 785 | 827 | 1,053 | Ahmednagar |
| 1 | 0 | 0 | 1 | 0 | 0 | N.A. | N.A. | N.A. | 674 | 811 | 1,203 | Pune |
| 6 | 3 | 500 | 0 | 0 | 0 | N.A. | N.A. | N.A. | 931 | 1,686 | 1,811 | Satara |
| 4 | 2 | 500 | 0 | 0 | 0 | N.A. | N.A. | N.A. | 1,127 | 1,938 | 1,720 | Sangli |
| 0 | 0 | 0 | 1 | 1 | 1,000 | N.A. | N.A. | N.A. | 304 | 292 | 961 | Solapur |
| 0 | 0 | 0 | 2 | 1 | 500 | N.A. | N.A. | N.A. | 1,109 | 2,291 | 2,065 | Kolhapur |
| 0 | 0 | 0 | 1 | 0 | 0 | N.A. | N.A. | N.A. | 193 | 207 | 1,072 | Aurangabad |
| 6 | 2 | 0 | 3 | 1 | 333 | N.A. | N.A. | N.A. | 777 | 1,269 | 1,633 | Jalna |
| 5 | 2 | 400 | 7 | 6 | 857 | N.A. | N.A. | N.A. | 1,783 | 1,946 | 1,092 | Parbhani |
| 0 | 0 | 0 | 4 | 1 | 250 | N.A. | N.A. | N.A. | 2,107 | 2,145 | 1,018 | Hingoli |
| 4 | 1 | 250 | 9 | 4 | 444 | N.A. | N.A. | N.A. | 1,120 | 1,895 | 1,692 | Beed |
| 1 | 0 | 0 | 6 | 2 | 333 | N.A. | N.A. | N.A. | 2,330 | 2,901 | 1,245 | Nanded |
| 6 | 2 | 333 | 5 | 1 | 200 | N.A. | N.A. | N.A. | 2,167 | 3,182 | 1,468 | Osmanabad |
| 7 | 2 | 286 | 0 | 0 | 0 | N.A. | N.A. | N.A. | 3,547 | 7,033 | 1,983 | Latur |
| 0 | 0 | 0 | 4 | 2 | 500 | N.A. | N.A. | N.A. | 3,284 | 4,843 | 1,475 | Buldhana |
| 0 | 0 | 0 | 1 | 1 | 1,000 | N.A. | N.A. | N.A. | 1,924 | 1,984 | 1,031 | Akola |
| 0 | 0 | 0 | 0 | 0 | 0 | N.A. | N.A. | N.A. | 2,797 | 2,348 | 839 | Washim |
| 3 | 1 | 0 | 5 | 3 | 600 | N.A. | N.A. | N.A. | 3,715 | 3,593 | 967 | Amravati |
| 0 | 0 | 0 | 0 | 0 | 0 | N.A. | N.A. | N.A. | 2,963 | 1,693 | 571 | Yavatmal |
| 0 | 0 | 0 | 0 | 0 | 0 | N.A. | N.A. | N.A. | 1,894 | 1,273 | 672 | Wardha |
| 1 | 0 | 0 | 1 | 1 | 1,000 | N.A. | N.A. | N.A. | 2,520 | 1,092 | 433 | Nagpur |
| 3 | 1 | 333 | 0 | 0 | 0 | N.A. | N.A. | N.A. | 125 | 42 | 337 | Bhandara |
| 3 | 1 | 333 | 0 | 0 | 0 | N.A. | N.A. | N.A. | 16 | 3 | 213 | Gondiya |
| 3 | 2 | 667 | 1 | 1 | 1,000 | N.A. | N.A. | N.A. | 1,434 | 889 | 620 | Chandrapur |
| 9 | 3 | 333 | 0 | 0 | 0 | N.A. | N.A. | N.A. | 62 | 41 | 660 | Gadchiroli |
| 77 | 28 | 364 | 98 | 41 | 418 | N.A. | N.A. | N.A. | 41,818 | 48,648 | 1,163 | Maharashtra State |

Note:- (1) Yield of Sugarcane is in Tonnes per hectare.

(2) Production of Cotton is in hundred bales of 170 kg. Each.

N.A – Not Available

Source:- Commissionerate of Agriculture, Government of Maharashtra, Pune.

12. शेती /
तक्ता क्रमांक /

जास्त उत्पादित पिकांच्या प्रकारानुसार क्षेत्र व दर हेक्टरी सरासरी उत्पादन

| अ. क्र. Sr.No | वर्ष Year | तांदूळ (खरीप) /Rice (Kharif) | | | | | | गहू /Wheat | | | | | |
|---------------------|--------------|---------------------------------|-----------------------------|-----------|-----------------------------|-----------------------------|-----------|---------------|-----------------------------|-----------|-----------------------------|-----------------------------|-----------|
| | | क्षेत्र /Area | | | सरासरी उत्पादन / Yield Rate | | | क्षेत्र /Area | | | सरासरी उत्पादन / Yield Rate | | |
| | | एकूण | अधिक उत्पन्न देणाऱ्या | टक्केवारी | एकूण | अधिक उत्पन्न देणाऱ्या | टक्केवारी | एकूण | अधिक उत्पन्न देणाऱ्या | टक्केवारी | एकूण | अधिक उत्पन्न देणाऱ्या | टक्केवारी |
| | | Total | जाती | % | Total | जाती | % | Total | जाती | % | Total | जाती | % |
| (1) | (2) | (3) | (4) | (5) | (6) | (7) | (8) | (9) | (10) | (11) | (12) | (13) | (14) |
| | | | H.Y.V. | | H.Y.V. | | H.Y.V. | | H.Y.V. | | H.Y.V. | | H.Y.V. |
| 1 | 1985-86 | 15,155 | 10,440 | 68.90 | 1,407 | 1,662 | 118.10 | 8,815 | 6,362 | 72.20 | 731 | 839 | 114.80 |
| 2 | 1990-91 | 15,398 | 11,853 | 77.00 | 1,147 | 1,532 | 105.90 | 8,734 | 7,113 | 81.40 | 1,052 | 1,102 | 104.80 |
| 3 | 1995-96 | 14,848 | 12,570 | 84.66 | 1,683 | 1,830 | 108.73 | 7,017 | 6,248 | 89.04 | 1,279 | 1,333 | 104.22 |
| 4 | 1999-00 | 14,790 | 13,615 | 92.05 | 1,674 | 1,745 | 104.24 | 10,490 | 7,134 | 68.00 | 1,369 | 1,792 | 130.89 |
| 5 | 2000-01 | 14,860 | 11,777 | 79.25 | 1,264 | 1,528 | 120.88 | 7,540 | 7,163 | 95.00 | 1,256 | 1,239 | 98.64 |
| 6 | 2001-02 | 14,872 | 13,247 | 89.07 | 1,742 | 1,793 | 102.93 | 7,760 | 6,798 | 87.60 | 1,388 | 1,454 | 104.76 |
| 7 | 2002-03 | 14,968 | 12,816 | 85.62 | 1,198 | 1,304 | 108.85 | 7,598 | 7,097 | 93.41 | 1,295 | 1,336 | 103.17 |
| 8 | 2005-06 | 14,737 | 13,647 | 93.00 | 1,770 | 1,838 | 104.00 | 9,328 | 8,907 | 95.00 | 1,394 | 1,401 | 101.00 |
| 9 | 2006-07 | 14,913 | 13,811 | 93.00 | 1,669 | 1,671 | 100.00 | 12,308 | 12,147 | 99.00 | 1,520 | 1,521 | 100.00 |
| 10 | 2010-11 | 14,862 | 13,703 | 92.20 | 1,766 | 1,809.2 | 102.40 | 14,862 | 12,546 | 84.61 | 1,766 | 1,714.1 | 97.00 |
| 11 | 2013-14 | 15,675 | 3,196 | 20.38 | 1,925 | 1,663.4 | 86.4 | 10,282 | 9,358 | 91.01 | 1,439 | 1,512.7 | 104.9 |

टीप:- एच.वाय.व्ही. -अधिक उत्पन्न देणाऱ्या जाती.

आधार :- कृषि आयुक्तालय, महाराष्ट्र राज्य, पुणे.

AGRICULTURE**TABLE No.12.3****Area and average yield per hectare of High yielding varieties Crops**(क्षेत्र '00 हेक्टरात. प्रति हेक्टरी सरासरी उत्पादन किलोत)
(Area in '00' hectares. Yield Rate in Kg. Per Hectare)

| बाजरी /Bajra | | | | | | ज्वारी (खरीप)/ Jowar (Kharif) | | | | | |
|---------------|-------------------------------------|----------------|-----------------------------|-------------------------------------|----------------|-----------------------------------|-------------------------------------|----------------|-----------------------------|-------------------------------------|----------------|
| क्षेत्र /Area | | | सरासरी उत्पादन / Yield Rate | | | क्षेत्र /Area | | | सरासरी उत्पादन / Yield Rate | | |
| एकूण Total | अधिक उत्पन्न देणाऱ्या जाती | टक्केवारी % | एकूण Total | अधिक उत्पन्न देणाऱ्या जाती | टक्केवारी % | एकूण Total | अधिक उत्पन्न देणाऱ्या जाती | टक्केवारी % | एकूण Total | अधिक उत्पन्न देणाऱ्या जाती | टक्केवारी % |
| | H.Y.V. | | | H.Y.V. | | | H.Y.V. | | | H.Y.V. | |
| (15) | (16) | (17) | (18) | (19) | (20) | (21) | (22) | (23) | (24) | (25) | (26) |
| 17,028 | 10,081 | 59.20 | 246 | 298 | 121.10 | 28,804 | 21,944 | 76.20 | 921 | 1073 | 116.50 |
| 19,270 | 14,322 | 74.30 | 518 | 613 | 106.00 | N.A. | N.A. | N.A. | N.A. | N.A. | N.A. |
| 16,649 | 15,109 | 90.75 | 580 | 594 | 102.41 | 20,235 | 18,617 | 91.60 | 1,420 | 1,425 | 100.35 |
| 17,360 | 16,098 | 92.73 | 653 | 686 | 105.00 | 19,180 | 18,744 | 97.72 | 1,323 | 1,341 | 101.36 |
| 18,000 | 16,693 | 92.73 | 604 | 601 | 99.50 | 19,100 | 18,519 | 96.95 | 1,256 | 1,265 | 100.71 |
| 13,992 | 12,909 | 92.26 | 594 | 615 | 103.54 | 17,803 | 17,169 | 96.44 | 1,165 | 1,177 | 101.03 |
| 15,472 | 13,773 | 89.02 | 741 | 778 | 104.99 | 17,183 | 16,776 | 97.63 | 1,413 | 1,434 | 101.49 |
| 14,338 | 13,327 | 93.00 | 650 | 650 | 100.00 | 14,724 | 14,561 | 99.00 | 1,198 | 1,198 | 100.00 |
| 14,520 | 14,520 | 100.00 | 729 | 722 | 99.00 | 14,092 | 14,092 | 100.00 | 1,195 | 1,209 | 101.00 |
| 10,346 | 9,709.1 | 93.80 | 1,086 | 1,149.7 | 105.90 | 10,317 | 9,996 | 96.90 | 1,325 | 1,338.2 | 101.00 |
| 7,626 | 353 | 4.4 | 1,035 | 1,449.8 | 137.3 | 8,038 | 7,247 | 90.5 | 1,152 | 1,196.4 | 103.7 |

Note:- H.Y.V. High Yielding Varieties.

Source:- Commissionerate of Agriculture, Government of Maharashtra, Pune.

12. शेती / AGRICULTURE

तक्ता क्रमांक / TABLE No.12.4

भारतातील प्रमुख पिकांचे राज्यवार सरासरी उत्पादन / Average yield of Important Crops In India by States
(2013-14)

(सरासरी उत्पादन प्रती हेक्टरी किलोमध्ये / Average yield in Kg.per hect.)

| अ. क्र. Sr.No | राज्ये / केंद्रशासित प्रदेश | तांदूळ Rice | ज्वारी Jowar | बाजरी Bajra | मका Maize | नाचणी Ragi | गहू Wheat | बाली Barely | तूर Tur | हरभरा Gram | ऊस Sugarcane | बटाटा Potato | कापूस [@] Cotton [@] | States / UT (2) |
|------------------|--------------------------------|----------------|-----------------|----------------|--------------|---------------|--------------|----------------|------------|---------------|-----------------|-----------------|---|--------------------|
| 1 | आंध्रप्रदेश | 2,921.2 | 1,660.8 | 1,596.9 | 4,833.2 | 1045.5 | 500.0 | -- | 542.4 | 1,438.6 | 80,130.2 | 200.0 | 495.0 | Andhra Pradesh |
| 2 | अरुणाचल प्रदेश | 2,092.4 | -- | -- | 1,467.0 | -- | 1,510.1 | -- | 1,000.0 | -- | 19,455.1 | -- | -- | Arunachal Pradesh |
| 3 | आसाम | 2,011.8 | -- | -- | 898.1 | -- | 1,292.4 | -- | 920.1 | 697.6 | 36,972.8 | 71.5 | # | Assam |
| 4 | बिहार | 1,758.6 | 1,065.0 | 1,136.4 | 2,884.0 | 1,015.6 | 2,358.4 | 1398.4 | 1,667.1 | 1,146.9 | 49,915.8 | 205.2 | | Bihar |
| 5 | छत्तीसगढ | 1,766.5 | 631.6 | -- | 2,062.1 | 266.7 | 1,303.5 | 1,423.1 | 613.0 | 771.1 | 2,600.0 | 146.8 | # | Chhattisgad |
| 6 | गोवा, | 2,954.5 | -- | -- | -- | 500.0 | -- | -- | -- | -- | 72,126.4 | -- | -- | Goa |
| 7 | गुजराथ | 2,076.1 | 1,367.2 | 1,743.0 | 1,477.2 | 1,000.0 | 3,255.2 | | 995.2 | 1,251.0 | 54,793.1 | 307.9 | 685.0 | Gujarat |
| 8 | हरियाणा | 3,255.7 | 555.6 | 2,056.9 | 3,000.0 | -- | 4,721.9 | 3,923.1 | 1,170.2 | 903.6 | 73,519.6 | 232.4 | 730.1 | Haryana |
| 9 | हिमाचल प्रदेश | 1,624.9 | -- | 545.5 | 2,227.6 | 985.0 | 1,873.0 | 1,626.0 | -- | 1,000.0 | 23,175.3 | 126.7 | # | Himachal Pradesh |
| 10 | जम्मू व काश्मीर | 2,250.0 | -- | 594.6 | 1,776.2 | 327.6 | 2,060.7 | 567.1 | -- | -- | 1,000.0 | 184.2 | | Jammu & Kashmir |
| 11 | झारखंड | 2,238.0 | 552.0 | 5,15.2 | 2,012.3 | 734.0 | 2,122.6 | -- | 1,042.4 | 1,166.1 | 69,214.9 | 133.1 | | Jharkhand |
| 12 | कर्नाटक | 2,666.1 | 1,156.3 | 11,82.1 | 2,893.6 | 1,759.0 | 1,004.8 | -- | 713.0 | 756.9 | 90,250.0 | 132.6 | 481.5 | Karnataka |
| 13 | केरळ | 2,551.0 | 666.7 | -- | 2,000.0 | 1,219.5 | -- | -- | 898.9 | -- | 1,00,235.3 | 170.7 | # | Kerala |
| 14 | मध्यप्रदेश | 1,474.0 | 1,465.6 | 2,003.2 | 1,767.3 | 500.0 | 2,404.7 | 1,730.1 | 715.5 | 1,044.0 | 43,415.4 | 211.1 | 572.2 | Madhya Pradesh |
| 15 | महाराष्ट्र | 1,934.3 | 792.0 | 1,034.1 | 2,726.7 | 1,127.0 | 1,460.3 | -- | 906.2 | 891.2 | 82,071.5 | 185.0 | 358.2 | Maharashtra |
| 16 | मणिपूर | 1,788.4 | -- | -- | 2,246.5 | -- | 2,497.8 | -- | -- | 875.0 | 58,001.7 | -- | -- | Manipur |

तक्ता क्रमांक / Table No.12.4 contd...

| (1) | (2) | (3) | (4) | (5) | (6) | (7) | (8) | (9) | (10) | (11) | (12) | (13) | (14) | (2) |
|-----|---------------------|----------------|--------------|----------------|----------------|----------------|----------------|----------------|--------------|--------------|-----------------|----------------|--------------|-------------------------------|
| 17 | मेघालय | 2,493.0 | -- | -- | 2,199.7 | -- | 1,881.0 | -- | -- | 988.9 | 2,900.0 | 98.6 | # | Meghalaya |
| 18 | मिझोराम | 1,522.1 | -- | -- | 1,420.4 | -- | -- | -- | -- | -- | 4,908.5 | 125.0 | # | Mizoram |
| 19 | नागालैंड | 2,267.5 | -- | 1,014.5 | 1,969.2 | 937.5 | 1,823.3 | 1,018.9 | 895.6 | 837.8 | 43,524.2 | 135.1 | # | Nagaland |
| 20 | ओरिसा | 1,821.3 | 624.7 | 610.6 | 2,771.3 | 809.5 | 1,573.5 | -- | 896.0 | 768.0 | 65,905.0 | 166.6 | 409.9 | Orissa |
| 21 | पंजाब | 3,951.9 | -- | 1,000.0 | 3,900.0 | -- | 5,017.1 | 3,833.3 | 896.6 | 1,210.5 | 75,000.0 | 250.9 | 750.1 | Punjab |
| 22 | राजस्थान | 2,147.0 | 615.4 | 818.0 | 1,621.0 | -- | 3,083.0 | 3,045.9 | 649.4 | 852.8 | 68,988.6 | 119.1 | 556.7 | Rajasthan |
| 23 | सिक्कीम | 1,815.4 | -- | -- | 1,723.8 | 961.4 | 1,083.3 | 1,017.2 | -- | -- | -- | 48.7 | -- | Sikkim |
| 24 | तामीळनाडू | 3,100.0 | 1,295.1 | 2,158.2 | 5,372.2 | 3,052.6 | -- | -- | 967.0 | 653.2 | 1,03,574.8 | 216.1 | 456.3 | Tamil Nadu |
| 25 | त्रिपुरा | 2,799.7 | -- | -- | -- | -- | 2,000.0 | -- | 716.9 | 769.2 | 51,666.7 | 176.4 | # | Tripura |
| 26 | उत्तर प्रदेश | 2,446.7 | 1,048.5 | 2,032.6 | 1,703.0 | -- | 3,038.0 | 2,866.2 | 900.3 | 824.0 | 60,452.7 | 244.7 | # | Uttar Pradesh |
| 27 | उत्तरांचल | 2,288.7 | -- | -- | 1,418.8 | 1,372.3 | 2,421.8 | 1,350.6 | 810.1 | 785.7 | 56,971.0 | 165.8 | -- | Uttaranchal |
| 28 | प.बंगाल | 2,787.7 | 333.3 | 285.7 | 4,059.1 | 1,095.1 | 2,790.6 | 1,500.0 | 1,429.3 | 1,175.3 | 1,14,273.1 | 219.0 | # | West Bengal |
| 29 | अंदमान निकोबार बेटे | 2,029.4 | -- | -- | 2,253.8 | -- | -- | -- | 1,500.0 | -- | 26,429.6 | -- | -- | Andaman and Nicobar Island |
| 30 | दादरा व नगर हवेली | 1,876.4 | 800.0 | -- | 1,000.0 | 1,029.7 | 2,000.0 | -- | 803.7 | 1,000.0 | 79,403.0 | -- | -- | D & Nagar Haveli |
| 31 | दीव दमण | 1,805.0 | -- | 1,392.9 | -- | -- | -- | -- | -- | -- | -- | -- | -- | Daman & Diu |
| 32 | दिल्ली | 4,905.6 | 910.5 | 2,513.2 | 20,750.0 | -- | 4,418.1 | 3,000.0 | -- | 1,500.0 | -- | 231.9 | -- | Delhi |
| 33 | पॉन्डेचेरी | 3,147.3 | -- | -- | -- | 2,000.0 | -- | -- | -- | -- | 1,50,529.7 | -- | # | Pondicherry |
| | भारत | 2,416.3 | 956.6 | 1,184.3 | 2,675.8 | 1,661.1 | 3,145.4 | 2,718.1 | 812.9 | 959.6 | 70,520.0 | 2,106.0 | 510.0 | INDIA |

टिप: # इतर मध्ये समाविष्ट / Included in others, NA: उपलब्ध नाही / Not Applicable.

@ १७० किलोची एक गासडी याप्रमाणे हजार गासड्या / Thousand bales of 170 kgs each.

आधार : सांख्यिकी आणि कार्यक्रम अंमलबजावणी, मंत्रालय

Source : Ministry of Statistics and Programme Implementation, Govt. of India.

12. शेती / AGRICULTURE

तक्ता क्रमांक / TABLE No.12.5

वहित धारण जमिनीच्या आकारमान गटानुसार वहित धारकांची संख्या व क्षेत्र (कृषी गणना २०१०-११) /
Number and of Operational Holdings & Area according to Size Groups
/ (Agricultural Census, 2010-11)

(आकडे '०० / Figures in '00)

| अ. क्र. Sr. No. | जिल्हे | सिमांतिक (१ हेक्टरा- पर्यंत) Marginal (up to 1 hectare) | अल्पधारक (१ ते २ हे.) Small (1 to 2) hectare | निम्न मध्यम (२ ते ४ हे.) Semi medium (2 to 4) hectare | मध्यम (४ ते १० हे.) Medium (4 to 10) hectare | मोठे (१० हेक्टरा- पेक्षा जास्त) Large (More than 10 hectare) | एकूण Total | वहितधारण जमिनीचे क्षेत्र (हेक्टरात) Average size of operational holdings (in hectare) | Districts | | |
|--------------------------|-------------|---|--|--|--|---|---------------|--|-----------|--------|-----------------|
| (1) | (2) | (3) | (4) | (5) | (6) | (7) | (8) | (9) | (10) | (3) | (2) |
| 1 | मुंबई शहर | संख्या | 0 | 0 | 0 | 0 | 0 | 0 | 0 | Number | Mumbai City |
| | | क्षेत्र | 0 | 0 | 0 | 0 | 0 | 0 | 0 | Area | |
| 2 | मुंबई उपनगर | संख्या | 0 | 0 | 0 | 0 | 0 | 0 | 0 | Number | Mumbai Suburban |
| | | क्षेत्र | 0 | 0 | 0 | 0 | 0 | 0 | 0 | Area | |
| 3 | ठाणे | संख्या | 1,711 | 540 | 333 | 180 | 32 | 2,796 | .. | Number | Thane |
| | | क्षेत्र | 622 | 770 | 916 | 1,068 | 525 | 3,901 | 1.4 | Area | |
| 4 | रायगड | संख्या | 2,215 | 488 | 264 | 123 | 26 | 3,116 | .. | Number | Raigad |
| | | क्षेत्र | 814 | 683 | 724 | 723 | 437 | 3,381 | 1.09 | Area | |
| 5 | रत्नागिरी | संख्या | 3,102 | 670 | 461 | 255 | 50 | 4,538 | .. | Number | Ratnagiri |
| | | क्षेत्र | 1,026 | 949 | 1,284 | 1,503 | 854 | 5,616 | 1.24 | Area | |
| 6 | सिंधुदुर्ग | संख्या | 2,135 | 306 | 200 | 115 | 30 | 2,786 | .. | Number | Sindhudurg |
| | | क्षेत्र | 536 | 431 | 557 | 685 | 582 | 2,791 | 1.00 | Area | |
| 7 | नाशिक | संख्या | 2,885 | 2,039 | 1,112 | 359 | 32 | 6,427 | .. | Number | Nashik |
| | | क्षेत्र | 1,483 | 2,888 | 2,971 | 2,023 | 464 | 9,829 | 1.53 | Area | |
| 8 | धुळे | संख्या | 789 | 890 | 494 | 179 | 8 | 2,360 | .. | Number | Dhule |
| | | क्षेत्र | 496 | 1,267 | 1,314 | 1,002 | 144 | 4,223 | 1.79 | Area | |
| 9 | नंदुरबार | संख्या | 360 | 601 | 372 | 129 | 9 | 1,471 | .. | Number | Nandurbar |
| | | क्षेत्र | 242 | 854 | 989 | 721 | 146 | 2,952 | 2.01 | Area | |
| 10 | जळगाव | संख्या | 1,489 | 1,663 | 889 | 326 | 19 | 4,386 | .. | Number | Jalgaon |
| | | क्षेत्र | 909 | 2,357 | 2,405 | 1,840 | 261 | 7,772 | 1.77 | Area | |
| 11 | अहमदनगर | संख्या | 4,977 | 2,827 | 1,375 | 353 | 29 | 9,561 | .. | Number | Ahmednagar |
| | | क्षेत्र | 2,499 | 3,999 | 3,654 | 1,959 | 472 | 12,583 | 1.32 | Area | |
| 12 | पुणे | संख्या | 4,196 | 1,794 | 1,028 | 363 | 51 | 7,432 | .. | Number | Pune |
| | | क्षेत्र | 1,856 | 2,543 | 2,785 | 2,074 | 849 | 10,107 | 1.36 | Area | |
| 13 | सातारा | संख्या | 6,743 | 1,276 | 457 | 129 | 18 | 8,623 | .. | Number | Satara |
| | | क्षेत्र | 2,417 | 1,756 | 1,219 | 731 | 340 | 6,463 | 0.75 | Area | |
| 14 | सांगली | संख्या | 3,300 | 1,162 | 660 | 232 | 33 | 5,387 | .. | Number | Sangli |
| | | क्षेत्र | 1,394 | 1,644 | 1,793 | 1,334 | 594 | 6,759 | 1.25 | Area | |
| 15 | सोलापूर | संख्या | 2,368 | 2,128 | 1,571 | 551 | 61 | 6,679 | .. | Number | Solapur |
| | | क्षेत्र | 1,296 | 3,054 | 4,226 | 3,128 | 901 | 12,605 | 1.89 | Area | |
| 16 | कोल्हापूर | संख्या | 5,035 | 905 | 337 | 96 | 10 | 6,383 | .. | Number | Kolhapur |
| | | क्षेत्र | 1,656 | 1,253 | 897 | 536 | 236 | 4,578 | 0.72 | Area | |
| 17 | औरंगाबाद | संख्या | 2,644 | 1,758 | 715 | 169 | 13 | 5,299 | .. | Number | Aurangabad |
| | | क्षेत्र | 1,428 | 2,472 | 1,866 | 934 | 218 | 6,918 | 1.31 | Area | |
| 18 | जालना | संख्या | 1,769 | 1,440 | 718 | 168 | 9 | 4,104 | .. | Number | Jalna |
| | | क्षेत्र | 980 | 2,038 | 1,878 | 907 | 124 | 3,927 | 1.44 | Area | |

तक्ता क्रमांक / Table No.12.5 contd...

| (1) | (2) | (3) | (4) | (5) | (6) | (7) | (8) | (9) | (2) | | |
|-----|-------------------|----------------|---------------|---------------|---------------|---------------|---------------|-----------------|-------------|---------------|--------------------|
| 19 | परभणी | संख्या | 1,301 | 1,269 | 697 | 202 | 10 | 3,479 | .. | Number | Parbhani |
| | | क्षेत्र | 754 | 1,795 | 1,866 | 1,105 | 163 | 5,683 | 1.63 | Area | |
| 20 | हिंगोली | संख्या | 787 | 764 | 442 | 136 | 9 | 2,131 | .. | Number | Hingoli |
| | | क्षेत्र | 450 | 1,080 | 1,183 | 748 | 128 | 3,589 | 1.68 | Area | |
| 21 | बीड | संख्या | 3,350 | 1,959 | 941 | 253 | 15 | 8,518 | .. | Number | Beed |
| | | क्षेत्र | 1,715 | 2,778 | 2,513 | 1,385 | 271 | 8,662 | 1.33 | Area | |
| 22 | नांदेड | संख्या | 2,491 | 2,112 | 1,002 | 206 | 11 | 5,822 | .. | Number | Nanded |
| | | क्षेत्र | 1,428 | 2,978 | 2,581 | 1,114 | 169 | 8,270 | 1.42 | Area | |
| 23 | उस्मानाबाद | संख्या | 1,112 | 1,300 | 802 | 324 | 28 | 3,566 | .. | Number | Osmanabad |
| | | क्षेत्र | 663 | 1,867 | 2,156 | 1,842 | 407 | 6,935 | 1.94 | Area | |
| 24 | लातूर | संख्या | 1,473 | 1,424 | 735 | 243 | 14 | 3,889 | .. | Number | Latur |
| | | क्षेत्र | 896 | 2,014 | 1,970 | 1,342 | 185 | 6,407 | 1.65 | Area | |
| 25 | बुलढाणा | संख्या | 1,610 | 1,602 | 840 | 235 | 15 | 4,302 | .. | Number | Buldhana |
| | | क्षेत्र | 967 | 2,258 | 2,230 | 1,286 | 232 | 6,973 | 1.62 | Area | |
| 26 | अकोला | संख्या | 845 | 952 | 467 | 147 | 12 | 2,423 | .. | Number | Akola |
| | | क्षेत्र | 572 | 1,355 | 1,235 | 828 | 198 | 4,188 | 1.73 | Area | |
| 27 | वाशिम | संख्या | 581 | 786 | 418 | 164 | 15 | 1,964 | .. | Number | Washim |
| | | क्षेत्र | 377 | 1,120 | 1,119 | 932 | 198 | 3,746 | 1.91 | Area | |
| 28 | अमरावती | संख्या | 1,404 | 1,718 | 754 | 259 | 23 | 4,158 | .. | Number | Amravati |
| | | क्षेत्र | 962 | 2,427 | 2,005 | 1,462 | 320 | 7,176 | 1.73 | Area | |
| 29 | यवतमाळ | संख्या | 402 | 1,886 | 1,100 | 364 | 35 | 3,787 | .. | Number | Yavatmal |
| | | क्षेत्र | 260 | 2,731 | 2,858 | 2,016 | 515 | 8,380 | 2.21 | Area | |
| 30 | वर्धा | संख्या | 347 | 841 | 538 | 218 | 18 | 1,962 | .. | Number | Wardha |
| | | क्षेत्र | 255 | 1,202 | 1,456 | 1,227 | 246 | 4,386 | 2.24 | Area | |
| 31 | नागपूर | संख्या | 793 | 1,046 | 611 | 220 | 16 | 2,686 | .. | Number | Nagpur |
| | | क्षेत्र | 498 | 1,493 | 1,651 | 1,218 | 232 | 5,092 | 1.9 | Area | |
| 32 | भंडारा | संख्या | 1,493 | 489 | 165 | 37 | 3 | 2,187 | .. | Number | Bhandara |
| | | क्षेत्र | 731 | 669 | 434 | 200 | 42 | 2,076 | 0.95 | Area | |
| 33 | गोंदिया | संख्या | 1,682 | 501 | 157 | 34 | 2 | 2,377 | .. | Number | Gondiya |
| | | क्षेत्र | 744 | 686 | 416 | 184 | 36 | 2,066 | 0.87 | Area | |
| 34 | चंद्रपूर | संख्या | 1,132 | 975 | 674 | 246 | 15 | 3,042 | .. | Number | Chandrapur |
| | | क्षेत्र | 628 | 1,390 | 1,814 | 1,365 | 212 | 5,409 | 1.78 | Area | |
| 35 | गडचिरोली | संख्या | 573 | 415 | 262 | 90 | 9 | 1,349 | .. | Number | Gadchiroli |
| | | क्षेत्र | 306 | 588 | 690 | 505 | 138 | 2,227 | 1.65 | Area | |
| | महाराष्ट्र | संख्या | 67,091 | 40,523 | 21,590 | 7,105 | 680 | 1,38,989 | .. | Number | Maharashtra |
| | राज्य | क्षेत्र | 31,859 | 57,390 | 57,655 | 39,927 | 10,839 | 1,95,670 | 1.44 | Area | State |

आधार :- कृषि गणना, २०१०-११, कृषि विभाग, महाराष्ट्र शासन, पुणे.

Source:- Agricultural Census, 2010-11, Department of Agriculture, Government of Maharashtra, Pune.

12. शेती / AGRICULTURE
तक्ता क्रमांक / TABLE No.12.6
धारण प्रकारानुसार एकूण वहित धारकांची संख्या व क्षेत्र (कृषी गणना २०१०-११) /
Number and Area of Operational Holdings by Tenure and by Size Groups
/ (Agricultural Census, 2010-11)

(क्षेत्र हेक्टरमध्ये / Area in hectares)

| अ.क्र. Sr. No. | आकारमान क्षेत्र Size class in hectare | व्यक्तीगत धारण Individual Holdings | | समाईक धारक Joint Holdings | | संस्था धारक Institutional Holdings | | एकूण धारक Total Holdings | |
|-------------------|---|---------------------------------------|--------------------|------------------------------|------------------|--|-----------------|-----------------------------|--------------------|
| | | संख्या No. | क्षेत्र Area | संख्या No. | क्षेत्र Area | संख्या No. | क्षेत्र Area | संख्या No. | क्षेत्र Area |
| (1) | (2) | (3) | (4) | (5) | (6) | (7) | (8) | (9) | (10) |
| 1 | Below 0.50 | 34,36,046 | 8,64,822 | 2,02,324 | 51,633 | 7,339 | 1,518 | 36,45,709 | 9,17,973 |
| 2 | 0.50 - 1.00 | 29,04,547 | 21,51,440 | 1,55,524 | 1,14,190 | 3,338 | 2,439 | 30,63,409 | 22,68,069 |
| | सिमांतिक / Marginal | 63,40,593 | 30,16,262 | 3,57,848 | 1,65,823 | 10,677 | 3,957 | 67,09,118 | 31,86,042 |
| 3 | 1.00 - 2.00 | 38,55,764 | 54,60,137 | 1,88,652 | 2,67,085 | 4,919 | 7,093 | 40,49,335 | 57,34,315 |
| | लहान / Small | 38,55,764 | 54,60,137 | 1,88,652 | 2,67,085 | 4,919 | 7,093 | 40,49,335 | 57,34,315 |
| 4 | 2.00 - 3.00 | 14,63,922 | 34,70,602 | 78,492 | 1,87,632 | 2,667 | 6,463 | 15,45,081 | 36,64,697 |
| 5 | 3.00 - 4.00 | 5,75,911 | 19,70,759 | 35,088 | 1,20,390 | 1,585 | 5,455 | 6,12,584 | 20,96,604 |
| | निम्न मध्यम / Semi medium | 20,39,833 | 54,41,361 | 1,13,580 | 3,08,022 | 4,252 | 11,918 | 21,57,665 | 57,61,301 |
| 6 | 4.00 - 5.00 | 2,93,611 | 12,98,504 | 19,393 | 85,846 | 1,057 | 4,730 | 3,14,061 | 13,89,080 |
| 7 | 5.00 - 7.50 | 2,83,284 | 16,92,576 | 19,549 | 1,17,058 | 1,500 | 9,201 | 3,04,333 | 18,18,835 |
| 8 | 7.50 - 10.00 | 84,552 | 7,20,431 | 6,231 | 53,010 | 824 | 7,078 | 91,607 | 7,80,519 |
| | मध्यम / Medium | 6,61,447 | 37,11,511 | 45,173 | 2,55,914 | 3,381 | 21,009 | 7,10,001 | 39,88,434 |
| 9 | 10.00 - 20.00 | 55,023 | 6,92,538 | 4,019 | 50,074 | 1,155 | 15,630 | 60,197 | 7,58,242 |
| 10 | 20.00-and above | 11,424 | 2,82,731 | 532 | 16,339 | 693 | 39,659 | 12,649 | 3,38,729 |
| | मोठे / Large | 66,447 | 9,75,268 | 4,551 | 66,413 | 1,848 | 55,289 | 72,846 | 10,96,970 |
| | एकूण / Total | 1,29,64,084 | 1,86,04,539 | 7,09,804 | 10,63,257 | 25,077 | 99,266 | 1,36,98,965 | 1,97,67,062 |
| | एकूणशी टक्केवारी / Percentage to Total | 94.64 | 94.12 | 5.18 | 5.38 | 0.18 | 0.5 | 100.00 | 100.00 |

आधार :- कृषि गणना, कृषि विभाग, महाराष्ट्र शासन, पुणे.

Source:- Agricultural Census, Department of Agriculture, Government of Maharashtra, Pune.

12. शेती / AGRICULTURE
तक्ता क्रमांक / TABLE No.12.7
रासायनिक खतांचा वापर / Consumption of Chemical Fertilizers
(2013-14)

(आकडे '०० मे.टनात / Figures in '00 M. tonnes)

| अ. क्र. Sr.No | जिल्हे (2) | खते / Fertilizers | | | | एकूण Total (6) | Districts (2) |
|------------------|-------------------------|---------------------------------|-----------------------------------|-------------------------------|------------------|--------------------------|------------------|
| | | नत्रयुक्त Nitrogenous (3) | स्फुरदायुक्त Phosphatic (4) | पालाशयुक्त Potassic (5) | | | |
| 1 | मुंबई शहर | 0 | 0 | 0 | 0 | Mumbai City | |
| 2 | मुंबई उपनगर | 0 | 0 | 0 | 0 | Mumbai Suburban | |
| 3 | ठाणे | 174.33 | 29.95 | 21.12 | 225.40 | Thane | |
| 4 | रायगड | 113.00 | 29.53 | 16.24 | 158.77 | Raigad | |
| 5 | रत्नागिरी | 60.18 | 9.37 | 8.26 | 77.81 | Ratnagiri | |
| 6 | सिंधुदुर्ग | 49.50 | 14.65 | 10.52 | 74.67 | Sindhudurg | |
| 7 | नाशिक | 918.32 | 512.00 | 222.70 | 1,653.02 | Nashik | |
| 8 | धुळे | 418.87 | 146.32 | 114.34 | 679.53 | Dhule | |
| 9 | नंदुरबार | 372.48 | 108.42 | 92.39 | 573.29 | Nandurbar | |
| 10 | जळगाव | 1,133.25 | 427.71 | 526.93 | 2,087.89 | Jalgaon | |
| 11 | अहमदनगर | 967.41 | 552.63 | 319.12 | 1,839.16 | Ahmednagar | |
| 12 | पुणे | 1,000.54 | 499.21 | 342.84 | 1,842.59 | Pune | |
| 13 | सातारा | 470.96 | 233.19 | 180.93 | 885.08 | Satara | |
| 14 | सांगली | 608.19 | 278.35 | 224.03 | 1,110.57 | Sangli | |
| 15 | सोलापूर | 1,035.22 | 502.53 | 359.72 | 1,897.47 | Solapur | |
| 16 | कोल्हापूर | 659.96 | 244.61 | 249.92 | 1,154.49 | Kolhapur | |
| 17 | औरंगाबाद | 934.35 | 369.79 | 179.56 | 1,483.70 | Aurangabad | |
| 18 | जालना | 637.49 | 334.94 | 148.86 | 1,121.29 | Jalna | |
| 19 | परभणी | 403.96 | 209.40 | 98.99 | 712.35 | Parbhani | |
| 20 | हिंगोली | 218.23 | 117.67 | 48.06 | 383.96 | Hingoli | |
| 21 | बीड | 582.57 | 317.68 | 149.82 | 1,050.07 | Beed | |
| 22 | नांदेड | 757.15 | 379.62 | 162.16 | 1,298.93 | Nanded | |
| 23 | उस्मानाबाद | 236.49 | 139.66 | 47.55 | 423.70 | Osmanabad | |
| 24 | लातूर | 392.93 | 253.17 | 84.11 | 730.21 | Latur | |
| 25 | बुलढाणा | 657.03 | 389.01 | 125.17 | 1,171.21 | Buldhana | |
| 26 | अकोला | 260.22 | 209.86 | 41.43 | 511.51 | Akola | |
| 27 | वाशिम | 226.36 | 150.57 | 17.38 | 394.31 | Washim | |
| 28 | अमरावती | 379.73 | 246.15 | 100.93 | 726.81 | Amravati | |
| 29 | यवतमाळ | 583.74 | 278.15 | 114.03 | 975.92 | Yavatmal | |
| 30 | वर्धा | 343.33 | 191.57 | 104.33 | 639.23 | Wardha | |
| 31 | नागपूर | 427.48 | 200.62 | 62.05 | 690.15 | Nagpur | |
| 32 | भंडारा | 211.82 | 94.11 | 17.85 | 323.78 | Bhandara | |
| 33 | गोंदिया | 179.39 | 75.85 | 13.80 | 269.04 | Gondiya | |
| 34 | चंद्रपूर | 302.72 | 137.09 | 25.30 | 465.11 | Chandrapur | |
| 35 | गडचिरोली | 151.02 | 50.41 | 15.05 | 216.48 | Gadchiroli | |
| | महाराष्ट्र राज्य | 15,868.22 | 7,733.79 | 4,245.49 | 27,847.50 | Maharashtra State | |

आधार:- कृषि आयुक्तालय, महाराष्ट्र शासन, पुणे.

Source:- Commissionerate of Agriculture, Maharashtra State, Pune.

12. शेती / AGRICULTURE
तक्ता क्रमांक / TABLE NO. 12.8
महाराष्ट्र राज्यातील प्रमुख पिकांच्या उत्पादनांचे निर्देशांक /
Index numbers of Production of Principal Crops in Maharashtra State

(पायाभूत काळ १९७९-८२ त्रैवार्षिक =100)/(Base 1979-82 Triennium = 100)

| अ.क्र. Sr. No. | वस्तू | भार Weights | 1982-83 | 1990-91 | 2000-01 | 2010-11 | 2012-13 | 2013-14 | Commodity |
|----------------------------|--------------------|----------------|--------------|--------------|--------------|--------------|--------------|--------------|------------------------------|
| (1) | (2) | (3) | (4) | (5) | (6) | (7) | (8) | (9) | (2) |
| I अन्नधान्ये | | | | | | | | | |
| I. FOOD-GRAINS | | | | | | | | | |
| (अ) तृणधान्ये | | | | | | | | | |
| (a) Cereals | | | | | | | | | |
| 1 | तांदूळ | 9.49 | 87.4 | 106.1 | 87.4 | 122.1 | 138.4 | 141.3 | Rice |
| 2 | गहू | 5.92 | 80.6 | 93.9 | 97.9 | 237.7 | 123.9 | 165.5 | Wheat |
| 3 | ज्वारी | 22.16 | 95.5 | 121.1 | 81.4 | 70.5 | 43.0 | 50.7 | Jawar |
| 4 | बाजरी | 3.08 | 64.2 | 154.3 | 150.5 | 155.5 | 69.5 | 109.1 | Bajri |
| 5 | बाली | 0.02 | 37.7 | 17.0 | 13.2 | 188.7 | N.A. | N.A. | Barley |
| 6 | मका | 0.46 | 36.9 | 105.2 | 253.8 | 2,180.5 | 1,528.5 | 2,715.1 | Maize |
| 7 | नाचणी | 0.85 | 92.0 | 98.4 | 60.8 | 55.5 | 65.7 | 67.1 | Ragi |
| 8 | कोद्रा | 0.05 | 73.7 | 66.6 | 43.6 | 23.6 | N.A. | N.A. | Kodra |
| 9 | इतर तृणधान्ये | 0.19 | 76.7 | 150.8 | 162.5 | 26.1 | 48.2 | 46.6 | Other Cereals |
| एकूण तृणधान्ये | | 42.22 | 88.5 | 115.7 | 91.9 | 134.2 | 94.3 | 120.6 | Total Cereals |
| (ब) कडधान्ये | | | | | | | | | |
| (b) Pulses | | | | | | | | | |
| 1 | हरभरा | 1.47 | 78.4 | 215.8 | 213.3 | 790.7 | 527.9 | 986.4 | Gram |
| 2 | तूर | 5.45 | 96.1 | 105.2 | 166.0 | 245.3 | 252.9 | 259.9 | Tur |
| 3 | इतर कडधान्ये | 3.52 | 112.5 | 160.0 | 150.0 | 196.5 | 116.5 | 123.2 | Other Pulses |
| एकूण कडधान्ये | | 10.44 | 99.2 | 139.2 | 167.3 | 305.6 | 245.6 | 316.1 | Total Pulses |
| एकूण अन्नधान्ये | | 52.66 | 90.6 | 120.4 | 106.8 | 168.2 | 124.3 | 159.4 | Total Food grains |
| II अन्नधान्येतर | | | | | | | | | |
| II NON-FOOD GRAINS | | | | | | | | | |
| (अ) गळीताची धान्ये | | | | | | | | | |
| (a) Oil Seeds | | | | | | | | | |
| 1 | भूईमूग | 7.23 | 71.4 | 158.9 | 76.2 | 74.3 | 38.3 | 163.8 | Groundnut |
| 2 | तीळ | 0.57 | 94.2 | 223.7 | 88.9 | 58.9 | 32.4 | 32.4 | Seasamum |
| 3 | मोहरी, राई आणि जवस | 0.78 | 73.4 | 86.5 | 30.8 | 5.1 | 3.4 | 20.3 | Rape, Mustard and Linseed |
| 4 | एरंड | 0.01 | 25.0 | 166.7 | 358.3 | 333.3 | 416.7 | 416.7 | Castor seed |
| 5 | सुर्यफूल | 0.57 | 76.8 | 609.8 | 352.3 | 267.3 | 68.3 | 88.4 | Sunflower |
| एकूण गळीताची धान्ये | | 9.16 | 73.3 | 184.8 | 90.6 | 79.8 | 37.3 | 60.1 | Total Oil seeds |
| (ब) तंतू पिके | | | | | | | | | |
| (b) Fibres | | | | | | | | | |
| 1 | कापूस | 9.89 | 110.4 | 128.6 | 123.6 | 512.3 | 465.7 | 605.6 | Cotton |
| 2 | अंबाडी | 0.04 | 44.5 | 38.0 | 36.5 | 26.4 | 29.2 | N.A. | Mesta |
| एकूण तंतू पिके | | 9.93 | 110.1 | 128.2 | 123.2 | 510.4 | 464.0 | 603.2 | Total-Fibres |
| (क) संकीर्ण | | | | | | | | | |
| (c) Miscellaneous | | | | | | | | | |
| 1 | ऊस | 25.97 | 114.3 | 158.2 | 186.9 | 297.2 | 292.5 | 289.9 | Sugarcane |
| 2 | तंबाखू | 0.14 | 68.3 | 117.3 | 138.1 | 32.7 | 0.0 | N.A. | Tobacco |
| 3 | बटाटे | 0.22 | 84.2 | 120.9 | 121.9 | N.A. | N.A. | N.A. | Potato |
| 4 | मिरची | 1.92 | 107.1 | 102.2 | 82.0 | N.A. | N.A. | N.A. | Chilli |
| एकूण संकीर्ण | | 28.25 | 113.3 | 153.9 | 179.0 | 273.4 | 268.9 | 266.5 | Total Miscellaneous |
| एकूण अन्नधान्येतर | | 47.34 | 104.9 | 154.5 | 150.2 | 285.6 | 265.0 | 297.2 | Total Non Food grains |
| सर्व पिके | | 100 | 97.4 | 136.5 | 127.4 | 223.8 | 190.9 | 224.6 | All Crops |

N.A. Not Available

आधार : कृषि आयुक्तालय, महाराष्ट्र राज्य, पुणे

Source.- Commissionerate of Agriculture, Government of Maharashtra, Pune

तक्ता क्रमांक/TABLE No. 12.9

**12. शेती /
तक्ता क्रमांक/
मुख्य पिकांखालील जिल्हावार क्षेत्र/**

| अ.क्र. Sr.No. | जिल्हा | तृणधान्ये व कडधान्ये Cereals and Pulses | ऊस Sugarcane | फळे व भाज्या Fruits and Vegetables | मसाले व मसाल्याचे पदार्थ Condiments and Spices | संकीर्ण अन्नपिके Miscellaneous food crops | एकूण अन्नपिके Total food crops |
|-------------------------|------------|--|-----------------|--|--|---|--------------------------------------|
| (1) | (2) | (3) | (4) | (5) | (6) | (7) | (8) |
| 1 | मुंबई शहर | 0 | 0 | 0 | 0 | 0 | 0 |
| 2 | मुंबईउपनगर | 0 | 0 | 0 | 0 | 0 | 0 |
| 3 | ठाणे | 1,991 | 0 | 193 | 6 | 0 | 2,190 |
| 4 | रायगड | 1,686 | 0 | 212 | 11 | 0 | 1,909 |
| 5 | रत्नागिरी | 1,159 | 0 | 469 | 11 | 0 | 1,639 |
| 6 | सिंधुदुर्ग | 898 | 0 | 399 | 11 | 0 | 1,308 |
| 7 | नाशिक | 6,473 | 311 | 981 | 58 | 0 | 7,823 |
| 8 | धुळे | 2,661 | 62 | 66 | 31 | 0 | 2,820 |
| 9 | नंदुरबार | 2,546 | 88 | 132 | 52 | 0 | 2,818 |
| 10 | जळगाव | 4,361 | 158 | 553 | 50 | 0 | 5,122 |
| 11 | अहमदनगर | 11,089 | 816 | 432 | 39 | 0 | 12,376 |
| 12 | पुणे | 8,249 | 595 | 726 | 66 | 0 | 9,636 |
| 13 | सातारा | 4,991 | 470 | 280 | 37 | 0 | 5,778 |
| 14 | सांगली | 5,631 | 540 | 160 | 45 | 0 | 6,376 |
| 15 | सोलापूर | 9,440 | 744 | 291 | 48 | 0 | 10,523 |
| 16 | कोल्हापूर | 2,052 | 968 | 186 | 55 | 0 | 3,261 |
| 17 | औरंगाबाद | 6,099 | 205 | 164 | 46 | 0 | 6,514 |
| 18 | जालना | 5,146 | 163 | 85 | 30 | 0 | 5,424 |
| 19 | परभणी | 4,419 | 131 | 87 | 24 | 0 | 4,661 |
| 20 | हिंगोली | 2,936 | 159 | 86 | 19 | 0 | 3,200 |
| 21 | बीड | 7,233 | 365 | 195 | 91 | 0 | 7,884 |
| 22 | नांदेड | 4,721 | 171 | 90 | 96 | 0 | 5,078 |
| 23 | उस्मानाबाद | 6,077 | 285 | 99 | 49 | 0 | 6,510 |
| 24 | लातूर | 5,010 | 312 | 72 | 45 | 0 | 5,439 |
| 25 | बुलढाणा | 4,283 | 12 | 102 | 49 | 0 | 4,446 |
| 26 | अकोला | 2,319 | 8 | 79 | 14 | 0 | 2,420 |
| 27 | वाशिम | 2,624 | 33 | 77 | 8 | 0 | 2,742 |
| 28 | अमरावती | 3,647 | 44 | 668 | 48 | 0 | 4,407 |
| 29 | यवतमाळ | 3,989 | 77 | 150 | 30 | 0 | 4,246 |
| 30 | वर्धा | 1,382 | 46 | 144 | 15 | 0 | 1,587 |
| 31 | नागपूर | 2,315 | 11 | 481 | 200 | 0 | 3,007 |
| 32 | भंडारा | 1,970 | 20 | 76 | 33 | 0 | 2,099 |
| 33 | गोंदिया | 2,082 | 7 | 37 | 16 | 0 | 2,142 |
| 34 | चंद्रपूर | 3,015 | 0 | 76 | 111 | 0 | 3,202 |
| 35 | गडचिरोली | 1,853 | 0 | 14 | 25 | 0 | 1,892 |
| महाराष्ट्र राज्य | | 1,34,347 | 6,801 | 7,862 | 1,469 | 0 | 1,50,479 |

आधार : कृषि आयुक्तालय, महाराष्ट्र शासन, पुणे

AGRICULTURE

TABLE No. 12.9

Districtwise Area under major crops (2000-01)

| एकूण गळितांची धान्ये Total Oil seeds | तंतू पिके Fiber crops | औषधी द्रव्ये व मादक पदार्थ Drugs and narcotics | वैरणीची पिके Fodder crops | संकीर्ण अन्नधान्येतर पिके Miscellaneous non-food crops | एकूण अन्नधान्येतर पिके Total non-food crops | एकूण पिकाखालील क्षेत्र Total area under crops | District |
|---|--------------------------------|--|------------------------------------|---|--|--|--------------------------|
| (9) | (10) | (11) | (12) | (13) | (14) | (15) | (2) |
| 0 | 0 | 0 | 0 | 0 | 0 | 0 | Mumbai City |
| 0 | 0 | 0 | 0 | 0 | 0 | 0 | Mumbai Suburban |
| 67 | 5 | 2 | 1,737 | 0 | 1,816 | 4,006 | Thane |
| 40 | 0 | 0 | 384 | 0 | 424 | 2,333 | Raigad |
| 55 | 0 | 0 | 1,390 | 0 | 1,456 | 3,095 | Ratnagiri |
| 139 | 0 | 0 | 37 | 0 | 176 | 1,484 | Sindhudurg |
| 705 | 63 | 1 | 498 | 0 | 1,302 | 9,125 | Nashik |
| 516 | 659 | 0 | 1 | 0 | 1,176 | 3,996 | Dhule |
| 198 | 301 | 20 | 3 | 0 | 522 | 3,340 | Nandurbar |
| 429 | 4,117 | 0 | 54 | 0 | 4,616 | 9,738 | Jalgaon |
| 800 | 163 | 1 | 590 | 0 | 1,574 | 13,950 | Ahmednagar |
| 842 | 10 | 1 | 1,205 | 0 | 2,094 | 11,730 | Pune |
| 882 | 73 | 2 | 451 | 0 | 1,427 | 7,205 | Satara |
| 1,233 | 51 | 16 | 343 | 0 | 1,653 | 8,029 | Sangli |
| 930 | 82 | 1 | 202 | 0 | 1,219 | 11,742 | Solapur |
| 1,339 | 4 | 59 | 1,014 | 0 | 2,419 | 5,680 | Kolhapur |
| 639 | 1,339 | 2 | 23 | 0 | 2,008 | 8,522 | Aurangabad |
| 486 | 1,390 | 2 | 14 | 0 | 1,908 | 7,332 | Jalna |
| 754 | 2,030 | 0 | 5 | 0 | 2,795 | 7,456 | Parbhani |
| 624 | 1,048 | 0 | 11 | 0 | 1,692 | 4,892 | Hingoli |
| 1,045 | 873 | 1 | 174 | 0 | 2,099 | 9,983 | Beed |
| 518 | 2,749 | 1 | 20 | 0 | 3,288 | 8,366 | Nanded |
| 1,447 | 26 | 0 | 155 | 0 | 1,629 | 8,139 | Osmanabad |
| 1,309 | 309 | 1 | 32 | 0 | 1,654 | 7,093 | Latur |
| 964 | 2,207 | 0 | 2 | 0 | 3,178 | 7,624 | Buldhana |
| 454 | 2,278 | 2 | 4 | 0 | 2,740 | 5,160 | Akola |
| 986 | 1,060 | 0 | 2 | 0 | 2,048 | 4,790 | Washim |
| 2,047 | 3,091 | 2 | 8 | 0 | 5,157 | 9,564 | Amravati |
| 923 | 4,481 | 0 | 1 | 0 | 5,409 | 9,655 | Yavatmal |
| 1,419 | 1,404 | 0 | 3 | 0 | 2,828 | 4,415 | Wardha |
| 2,414 | 715 | 0 | 3 | 0 | 3,145 | 6,152 | Nagpur |
| 166 | 3 | 0 | 2 | 0 | 171 | 2,270 | Bhandara |
| 79 | 8 | 0 | 3 | 0 | 90 | 2,232 | Gondiya |
| 1,348 | 561 | 0 | 2 | 0 | 1,919 | 5,121 | Chandrapur |
| 70 | 0 | 0 | 4 | 0 | 74 | 1,966 | Gadchiroli |
| 25,867 | 31,100 | 114 | 8,377 | 0 | 65,706 | 2,16,185 | Maharashtra State |

Source.—Commissioner of Agriculture, Government of Maharashtra, Pune

12. शेती / AGRICULTURE
तक्ता क्रमांक / TABLE NO. 12.10

महाराष्ट्र राज्यातील प्रमुख पिकांखालील क्षेत्रांचे निर्देशांक / Index numbers of area of Principal Crops in Maharashtra State

(पायाभूत काळ १९६९-७० त्रैवार्षिक = १००)
(Base 1969-70 Triennium = 100)

| अ.क्र. Sr. No. | वस्तू | 1960-61 | 1970-71 | 1980-81 | 1985-86 | 1990-91 | 2000-01 | 2001-02 | 2007-08 | 2010-11 | 2011-12 | Commodity |
|-------------------|------------------------|--------------|-------------|--------------|--------------|--------------|--------------|--------------|---------------|--------------|--------------|--------------------------|
| (1) | (2) | (3) | (4) | (5) | (6) | (7) | (8) | (9) | (10) | (11) | (12) | (2) |
| | I अन्नधान्ये | | | | | | | | | | | I. FOOD-GRAINS |
| | (अ) तृणधान्ये | | | | | | | | | | | (a) Cereals |
| 1 | तांदूळ | 97.7 | 101.4 | 113.0 | 115.8 | 118.9 | 113.6 | 113.8 | 118.36 | 113.9 | 102.7 | Rice |
| 2 | गहू | 108.6 | 97.3 | 129.3 | 105.6 | 104.6 | 90.4 | 93.0 | 150.09 | 156.5 | 78.78 | Wheat |
| 3 | खरीप ज्वारी | 100.9 | 100.5 | 118.7 | 114.1 | 109.0 | 75.7 | 70.5 | 50.32 | 40.86 | 29.42 | Kharif Jawar |
| 4 | रब्बी ज्वारी | 114.1 | 96.7 | 105.1 | 114.4 | 109.3 | 97.2 | 102.5 | 87.86 | 92.46 | 66.6 | Rabi Jawar |
| 5 | एकूण ज्वारी | 108.4 | 98.3 | 111.0 | 114.2 | 109.2 | 87.8 | 88.6 | 71.52 | 70.0 | 49.32 | Total Jawar |
| 6 | बाजरी | 79.3 | 98.9 | 82.9 | 82.6 | 93.5 | 87.3 | 67.9 | 62.24 | 50.19 | 50.86 | Bajri |
| 7 | बाली | 113.3 | 186.7 | 296.7 | 306.6 | 75.0 | 29.7 | 36.3 | 26.38 | -- | -- | Barley |
| 8 | मका | 60.6 | 103.2 | 164.9 | 174.0 | 244.1 | 744.1 | 737.8 | 1519.23 | 2015 | 1246.8 | Maize |
| 9 | नाचणी | 108.2 | 89.6 | 104.3 | 104.4 | 97.7 | 72.9 | 71.0 | 60.41 | 56.52 | 59.06 | Ragi |
| 10 | कोद्रा | 119.8 | 71.4 | 85.6 | 76.2 | 69.0 | 27.8 | 22.7 | 17.11 | -- | -- | Kodra |
| 11 | इतर तृणधान्ये | 104.1 | 87.3 | 100.3 | 86.7 | 51.3 | 102.0 | 58.8 | 50.20 | 28.05 | 122 | Other Cereals |
| | एकूण तृणधान्ये | 101.1 | 98.4 | 107.1 | 107.1 | 106.2 | 93.7 | 89.7 | 87.22 | 85.66 | 68.07 | Total-Cereals |
| | (ब) कडधान्ये | | | | | | | | | | | (b) Pulses |
| 1 | हरभरा | 115.3 | 89.0 | 123.1 | 153.1 | 192.8 | 193.9 | 216.9 | 388.10 | 412.4 | 243.7 | Gram |
| 2 | तूर | 86.1 | 101.8 | 114.7 | 122.8 | 163.6 | 178.0 | 165.2 | 188.25 | 211.4 | 177.3 | Tur |
| 3 | इतर कडधान्ये | 84.5 | 97.1 | 90.5 | 93.6 | 94.0 | 106.4 | 96.2 | 92.06 | 77.38 | 60.08 | Other Pulses |
| | एकूण कडधान्ये | 89.0 | 97.1 | 106.2 | 108.2 | 123.3 | 134.7 | 128.2 | 153.55 | 701.2 | 118.5 | Total-Pulses |
| | एकूण अन्नधान्ये | -- | 98.1 | 106.9 | 107.3 | 109.7 | 101.9 | 97.5 | 100.56 | 99.18 | 78.03 | Total-Food-grains |

तक्ता क्रमांक / Table No. 12.10 contd..

| (1) | (2) | (3) | (4) | (5) | (6) | (7) | (8) | (9) | (10) | (11) | (12) | (2) |
|-----|----------------------------|--------------|-------------|--------------|--------------|--------------|--------------|--------------|---------------|--------------|--------------|------------------------------|
| | II अन्नधान्येतर | | | | | | | | | | | II. NON FOOD-GRAINS |
| | (अ) गळीताची धान्ये | | | | | | | | | | | (a) Oil Seeds |
| 1 | भूईमूग | 118.3 | 98.8 | 91.0 | 77.5 | 96.3 | 53.6 | 46.9 | 44.18 | 39.8 | 40.45 | Groundnut |
| 2 | तीळ | 78.9 | 76.2 | 117.9 | 139.9 | 177.5 | 84.3 | 72.5 | 56.90 | 34.17 | 25.8 | Sesame |
| 3 | मोहरी, राई आणि जवस | 124.7 | 104.5 | 132.6 | 132.2 | 123.2 | 41.0 | 42.5 | 40.38 | 24.65 | 13.83 | Rape, Mustard and Linseed |
| 4 | एरंड | 143.2 | 75.7 | 124.8 | 111.5 | 146.0 | 480.5 | 315.9 | 305.28 | 260.2 | 181.3 | Castor-Seed |
| 5 | सुर्यफूल | -- | -- | -- | -- | 666.5 | -- | -- | -- | -- | 132.4 | Sunflower |
| | एकूण गळीताची धान्ये | 114.3 | 96.7 | 100.8 | 90.2 | 110.8 | 56.9 | 50.3 | 46.01 | 37.48 | 39.68 | Total Oil Seeds |
| | (ब) तंतू पिके | | | | | | | | | | | (b) Fibers |
| 1 | कापूस | 91.1 | 100.3 | 97.2 | 100.4 | 99.5 | 112.2 | 113.2 | 116.50 | 143.7 | 158.5 | Cotton |
| 2 | अंबाडी | 86.5 | 84.8 | 113.1 | 99.8 | 66.3 | 43.2 | 40.9 | 32.16 | -- | -- | Mesta |
| | एकूण तंतू पिके | 91.0 | 99.9 | 97.6 | 100.4 | 98.8 | 110.7 | 111.6 | 114.68 | 141.3 | 154.8 | Total-Fibers |
| | (क)संकीर्ण | | | | | | | | | | | (c) Miscellaneous |
| 1 | ऊस | 80.2 | 108.4 | 166.1 | 172.5 | 288.6 | 387.0 | 375.9 | 710.38 | 627 | 388.9 | Sugarcane |
| 2 | तंबाखू | 209.1 | 95.9 | 98.6 | 82.0 | 83.7 | 67.1 | 51.4 | 4.97 | -- | -- | Tobacco |
| 3 | बटाटे | 138.1 | 94.1 | 90.1 | 97.1 | 106.2 | 134.3 | 142.8 | 139.37 | -- | -- | Potato |
| 4 | मिरची | 98.3 | 91.6 | 93.9 | 89.2 | 80.4 | 68.5 | 66.3 | 61.91 | -- | -- | Chillies |
| | एकूण संकीर्ण | 93.8 | 99.5 | 126.7 | 127.1 | 176.0 | 215.4 | 209.0 | 357.10 | 285.4 | 236.2 | Total Miscellaneous |
| | एकूण अन्नधान्येतर | 97.9 | 99.0 | 100.7 | 99.5 | 108.2 | 103.2 | 101.4 | 113.49 | 122.4 | 128.6 | Total-Non-Food-grains |
| | सर्व पिके | 98.5 | 98.3 | 105.3 | 105.3 | 109.3 | 102.2 | 98.5 | 103.82 | 105 | 90.15 | All Commodities |

आधार :- कृषि आयुक्तालय, महाराष्ट्र राज्य, पुणे

Source - Commissioner of Agriculture, Government of Maharashtra, Pune

12. शेती / AGRICULTURE

तक्ता क्रमांक / TABLE NO. 12.11

महाराष्ट्र राज्यातील प्रमुख पिकांच्या सरासरी उत्पादनांचे निर्देशांक / Index numbers of average yield of Principal Crops in Maharashtra State

(पायाभूत काळ १९७९-८२ त्रैवार्षिक = १००)

(Base 1979-82 Triennium = 100)

| अ.क्र. Sr. No. | वस्तू | 1960-61 | 1965-66 | 1970-71 | 1975-76 | 1980-81 | 1990-91 | 2000-01 | 2010-11 | 2011-12 | 2012-13 | 2013-14 | Commodity |
|------------------------|---------------|--------------|-------------|--------------|--------------|--------------|--------------|--------------|---------------|---------------|---------------|--------------|--------------------------|
| (1) | (2) | (3) | (4) | (5) | (6) | (7) | (8) | (9) | (10) | (11) | (12) | (13) | (2) |
| I अन्नधान्ये | | | | | | | | | | | | | I. FOOD-GRAINS |
| (अ) तृणधान्ये | | | | | | | | | | | | | (a) Cereals |
| 1 | तांदूळ | 102.6 | 119.8 | 152.9 | 137.9 | 124.9 | 163.9 | 124.3 | 121.84 | 128.99 | 138.25 | 141.3 | Rice |
| 2 | गहू | 96.0 | 117.8 | 187.5 | 158.8 | 183.3 | 297.4 | 273.0 | 237.65 | 154.79 | 90.40 | 165.5 | Wheat |
| 3 | खरीप ज्वारी | 127.8 | 51.7 | 139.5 | 136.1 | 149.7 | 195.7 | 185.7 | 42.86 | 42.06 | 32.70 | -- | Kharif Jawar |
| 4 | रब्बी ज्वारी | 123.6 | 48.3 | 105.2 | 77.4 | 106.9 | 150.2 | 114.0 | 122.08 | 75.26 | 53.71 | -- | Rabi Jawar |
| 5 | एकूण ज्वारी | 124.0 | 50.5 | 126.9 | 109.3 | 133.1 | 166.9 | 144.5 | 70.47 | 53.63 | 40.02 | 50.7 | Total Jawar |
| 6 | बाजरी | 97.0 | 131.1 | 144.2 | 80.0 | 106.0 | 211.8 | 195.9 | 155.52 | 113.98 | 57.74 | 109.1 | Bajra |
| 7 | बाली | 83.1 | 75.6 | 133.5 | 127.3 | 143.0 | 134.9 | 133.5 | 188.68 | N.A. | N.A. | N.A. | Barley |
| 8 | मका | 99.5 | 79.6 | 245.3 | 190.4 | 116.0 | 219.2 | 131.3 | 2,180.79 | 2,059.02 | 1,532.82 | 2,715.1 | Maize |
| 9 | नाचणी | 100.2 | 115.6 | 128.0 | 159.2 | 152.9 | 145.3 | 112.3 | 55.50 | 65.18 | 61.70 | 67.1 | Ragi |
| 10 | कोद्रा | 92.2 | 96.4 | 103.4 | 102.5 | 95.2 | 129.1 | 131.5 | 23.58 | N.A. | N.A. | N.A. | Kodra |
| 11 | इतर तृणधान्ये | 94.9 | 91.2 | 100.3 | 113.9 | 110.9 | 182.7 | 169.8 | 24.72 | *267.14 | *248.22 | 46.6 | Other Cereals |
| एकूण तृणधान्ये | | 111.8 | 88.2 | 143.9 | 121.3 | 133.8 | 189.6 | 156.1 | 134.15 | 112.11 | 88.03 | 120.6 | Total-Cereals |
| (ब) कडधान्ये | | | | | | | | | | | | | (b) Pulses |
| 1 | हरभरा | 113.1 | 94.6 | 118.7 | 111.6 | 130.3 | 218.3 | 176.0 | 790.72 | 521.29 | 643.21 | 986.4 | Gram |
| 2 | तूर | 181.8 | 89.0 | 101.8 | 122.7 | 121.3 | 171.6 | 123.9 | 245.25 | 218.95 | 228.54 | 259.9 | Tur |
| 3 | इतर कडधान्ये | 107.1 | 77.1 | 75.7 | 134.6 | 106.6 | 178.4 | 137.9 | 196.49 | 139.51 | 106.86 | 123.2 | Other Pulses |
| एकूण कडधान्ये | | 139.0 | 84.4 | 94.9 | 125.2 | 116.3 | 184.1 | 137.0 | 305.61 | 234.73 | 245.91 | 316.1 | Total-Pulses |
| एकूण अन्नधान्ये | | 116.4 | 87.5 | 134.7 | 122.1 | 130.6 | 188.2 | 151.1 | 168.14 | 136.42 | 119.33 | 159.4 | Total-Food-grains |

तक्ता क्रमांक / Table No. 12.11 contd..

| (1) | (2) | (3) | (4) | (5) | (6) | (7) | (8) | (9) | (10) | (11) | (12) | (2) | |
|----------------------------|--------------------|--------------|--------------|--------------|--------------|--------------|--------------|--------------|---------------|---------------|---------------|----------------------------|------------------------------|
| II अन्नधान्येतर | | | | | | | | | | | | II. NON FOOD-GRAINS | |
| (अ) गळीताची धान्ये | | | | | | | | | | | | (a) Oil Seeds | |
| 1 | भूर्डमूग | 107.7 | 94.5 | 105.9 | 102.9 | 138.9 | 154.3 | 139.6 | 76.31 | 60.86 | 39.96 | 163.8 | Groundnut |
| 2 | तीळ | 113.2 | 73.8 | 96.5 | 112.6 | 123.0 | 154.9 | 113.1 | 58.29 | 43.66 | 25.27 | 32.4 | Sesame |
| 3 | मोहरी, राई आणि जवस | 131.4 | 90.3 | 119.4 | 123.9 | 115.5 | 162.5 | 131.5 | 22.50 | 20.42 | 18.34 | 20.3 | Rape, Mustard and Linseed |
| 4 | एरंड | 104.7 | 132.1 | 187.0 | 224.2 | 173.7 | 159.8 | 149.2 | 341.67 | 288.50 | 387.84 | 416.7 | Castor-Seed |
| 5 | सुर्यफूल | .. | .. | .. | .. | .. | 96.6 | 81.5 | 263.83 | 123.38 | 40.51 | 88.4 | Sunflower |
| एकूण गळीताची धान्ये | | 109.4 | 93.2 | 107.1 | 106.1 | 135.5 | 154.8 | 136.7 | 82.56 | 60.49 | 37.62 | 60.1 | Total Oil Seeds |
| (ब) तंतू पिके | | | | | | | | | | | | (b) Fibers | |
| 1 | कापूस | 134.7 | 35.4 | 95.7 | 145.4 | 110.2 | 191.6 | 117.9 | 512.31 | 467.59 | 448.76 | 605.6 | Cotton |
| 2 | अंबाडी | 158.6 | 54.7 | 98.1 | 88.4 | 140.8 | 83.4 | 83.2 | 26.38 | N.A | 0.00 | N.A. | Mesta |
| एकूण तंतू पिके | | 134.8 | 35.5 | 95.7 | 145.2 | 110.3 | 191.5 | 117.8 | 510.35 | 465.70 | 446.96 | 603.2 | Total-Fibers |
| (क)संकीर्ण | | | | | | | | | | | | (c) Miscellaneous | |
| 1 | ऊस | 101.5 | 106.6 | 100.9 | 103.9 | 103.3 | 97.5 | 90.2 | 323.06 | 337.26 | 292.53 | 289.9 | Sugarcane |
| 2 | तंबाखू | 122.5 | 112.9 | 143.7 | 195.5 | 184.0 | 300.6 | 288.6 | 32.67 | N.A. | N.A. | N.A. | Tobacco |
| 3 | बटाटे | 108.6 | 105.5 | 113.0 | 125.1 | 117.7 | 109.4 | 110.6 | N.A. | N.A. | N.A. | N.A. | Potato |
| 4 | मिरची | 100.5 | 75.9 | 90.9 | 88.7 | 86.0 | 99.8 | 98.1 | N.A. | N.A. | N.A. | N.A. | Chillies |
| एकूण संकीर्ण | | 101.9 | 103.2 | 108.6 | 103.3 | 102.6 | 98.0 | 90.8 | 297.15 | 310.04 | 268.92 | 266.5 | Total Miscellaneous |
| एकूण अन्नधान्येतर | | 110.3 | 83.4 | 106.5 | 109.9 | 107.8 | 110.7 | 95.9 | 300.35 | 294.40 | 261.51 | 297.2 | Total-Non-Food-grains |
| सर्व पिके | | 113.8 | 87.9 | 120.9 | 116.1 | 119.2 | 139.7 | 116.2 | 230.73 | 211.21 | 186.64 | 224.6 | All Commodities |

आधार :- कृषि आयुक्तालय, महाराष्ट्र राज्य, पुणे

Source - Commissioner of Agriculture, Government of Maharashtra, Pune

12. शेती / AGRICULTURE
तक्ता क्रमांक / TABLE NO. 12.12
जिल्हावार बांधबंदिस्ती केलेली जमीन / Area bounded in each District

| अ.क्र. Sr.No. | जिल्हा | बांधबंदिस्ती केलेली जमीन / Area bounded | | | | | | | | | District |
|-------------------------|-------------|---|---------------|---------------|---------------|---------------|---------------|---------------|---------------|---------------|--------------------------|
| | | 2003- 2004 | 2004- 2005 | 2005- 2006 | 2006- 2007 | 2007- 2008 | 2008- 2009 | 2009- 2010 | 2010- 2011 | 2012- 2013 | |
| (1) | (2) | (3) | (4) | (5) | (6) | (7) | (8) | (9) | (10) | (11) | (2) |
| 1 | मुंबई शहर | ... | ... | ... | ... | ... | ... | ... | ... | ... | Mumbai City |
| 2 | मुंबई उपनगर | ... | ... | ... | ... | ... | ... | ... | ... | ... | Mumbai Suburban |
| 3 | ठाणे | ... | ... | ... | ... | ... | 0.04 | 0.04 | 0.05 | 0.06 | Thane |
| 4 | रायगड | ... | ... | ... | 0.01 | ... | 0.01 | 0.01 | 0.02 | 0.04 | Raigad |
| 5 | रत्नागिरी | ... | ... | ... | ... | ... | 0.02 | 0 | 0.01 | 0.00 | Ratnagiri |
| 6 | सिंधुदुर्ग | ... | ... | ... | ... | ... | 0.01 | 0 | 0.01 | 0.00 | Sindhudurg |
| 7 | नाशिक | ... | ... | ... | ... | ... | 0.01 | 0.03 | 0.04 | 0.12 | Nashik |
| 8 | धुळे | ... | ... | ... | 0.14 | 0.21 | 0.03 | 0.02 | 0.03 | 0.11 | Dhule |
| 9 | नंदुरबार | ... | ... | ... | 0.01 | 0.42 | 0.03 | 0.02 | 0.04 | 0.22 | Nandurbar |
| 10 | जळगाव | ... | 0.03 | 0.04 | 0.13 | 1.26 | 0.03 | 0.02 | 0.03 | 0.05 | Jalgaon |
| 11 | अहमदनगर | 3.36 | 85.98 | 32.47 | 1.68 | 3.81 | 0.08 | 0.03 | 0.05 | 0.13 | Ahmednagar |
| 12 | पुणे | ... | 0.03 | 5.64 | 0.27 | 0.37 | 4 | 0.01 | 0.04 | 0.06 | Pune |
| 13 | सातारा | ... | ... | ... | 0.03 | 1.43 | 0.06 | 0.02 | 0.08 | 0.03 | Satara |
| 14 | सांगली | ... | ... | 3.28 | 1.95 | 6.93 | 0.04 | 0.03 | 0.09 | 0.12 | Sangli |
| 15 | सोलापूर | 4.13 | 138.9 | 148.94 | 1.16 | 5.45 | 0.07 | 0.03 | 0.05 | 0.28 | Solapur |
| 16 | कोल्हापूर | ... | ... | ... | ... | ... | 0.03 | 0.02 | 0.04 | 0.006 | Kolhapur |
| 17 | औरंगाबाद | 5.74 | 8.52 | 10.46 | 3.79 | 5.32 | 0.04 | 0.04 | 0.03 | 0.01 | Aurangabad |
| 18 | जालना | 8.18 | 14.34 | 0.79 | 21.1 | 80.44 | 0.04 | 0.04 | 0.05 | 0.22 | Jalna |
| 19 | परभणी | 6.98 | 13.85 | 17.45 | 8.54 | 6.17 | 0.05 | 0.03 | 0.03 | 0.35 | Parbhani |
| 20 | हिंगोली | 6.98 | 13.85 | 17.45 | 8.54 | 6.17 | 0.03 | 0.02 | 0.03 | 0.15 | Hingoli |
| 21 | बीड | 3.01 | 5.55 | 16.53 | 1.27 | 13.68 | 0.03 | 0.02 | 0.02 | 0.23 | Beed |
| 22 | नांदेड | 2.23 | 2.91 | 10.92 | 8.92 | 5.09 | 0.03 | 0.05 | 0.04 | 0.32 | Nanded |
| 23 | उस्मानाबाद | 56.57 | 3.32 | 39.61 | 11.47 | 25.73 | 0.03 | 0.03 | 0.02 | 0.22 | Osmanabad |
| 24 | लातूर | 23.59 | 46.16 | 36.22 | 56.08 | 104.33 | 0.03 | 0.02 | 0.02 | 0.21 | Latur |
| 25 | बुलढाणा | 0.19 | 0.01 | 2.2 | 6.28 | 17.5 | 0.07 | 0.05 | 0.02 | 0.24 | Buldhana |
| 26 | अकोला | 8.99 | 11.66 | 15.19 | 11.01 | 36.64 | 0.05 | 0.02 | 0.03 | 0.06 | Akola |
| 27 | वाशिम | 6.98 | 13.85 | 17.45 | 8.54 | 16.34 | 0.05 | 0.04 | 0.03 | 0.08 | Washim |
| 28 | अमरावती | 0.34 | 0.32 | 0.19 | 0.06 | 4.78 | 0.05 | 0.05 | 0.02 | 0.15 | Amravati |
| 29 | यवतमाळ | 1.25 | 3.41 | 2.76 | 7.84 | 21.65 | 0.07 | 0.05 | 0.01 | 0.10 | Yavatmal |
| 30 | वर्धा | 3.79 | 4.34 | 4.92 | 4.1 | 5.43 | 0.05 | 0.03 | 0.02 | 0.02 | Wardha |
| 31 | नागपूर | 0.79 | 1.01 | 0.22 | 0.5 | 1.47 | 0.02 | 0.03 | 0.04 | 0.06 | Nagpur |
| 32 | भंडारा | ... | ... | ... | ... | ... | 0 | 0.01 | 0.01 | 0.001 | Bhandara |
| 33 | गोंदिया | 6.98 | 13.85 | 17.45 | 8.54 | 0 | 0.01 | 0.01 | 0.02 | 0.001 | Gondiya |
| 34 | चंद्रपूर | 0.04 | 0.06 | 0.05 | ... | 0.79 | 0.03 | 0.01 | 0.02 | 0.04 | Chandrapur |
| 35 | गडचिरोली | ... | ... | ... | ... | ... | 0.03 | 0.01 | 0.01 | 0.003 | Gadchiroli |
| महाराष्ट्र राज्य | | 139.11 | 702.23 | 362.4 | 152.93 | 407.69 | 1.21 | 0.85 | 1.08 | 3.691 | Maharashtra State |

* हजार हेक्टरपेक्षा कमी / Less than thousand hectares

टिप : १) जमीनीच्या बांधबंदिस्तांची माहिती 'संख्या' परिमाणात आहे / Information of area bounded in 'Number' of completed units

आधार : कृषि आयुक्तालय, महाराष्ट्र शासन, पुणे

Source: Commissioner of Agriculture, Government of Maharashtra, Pune

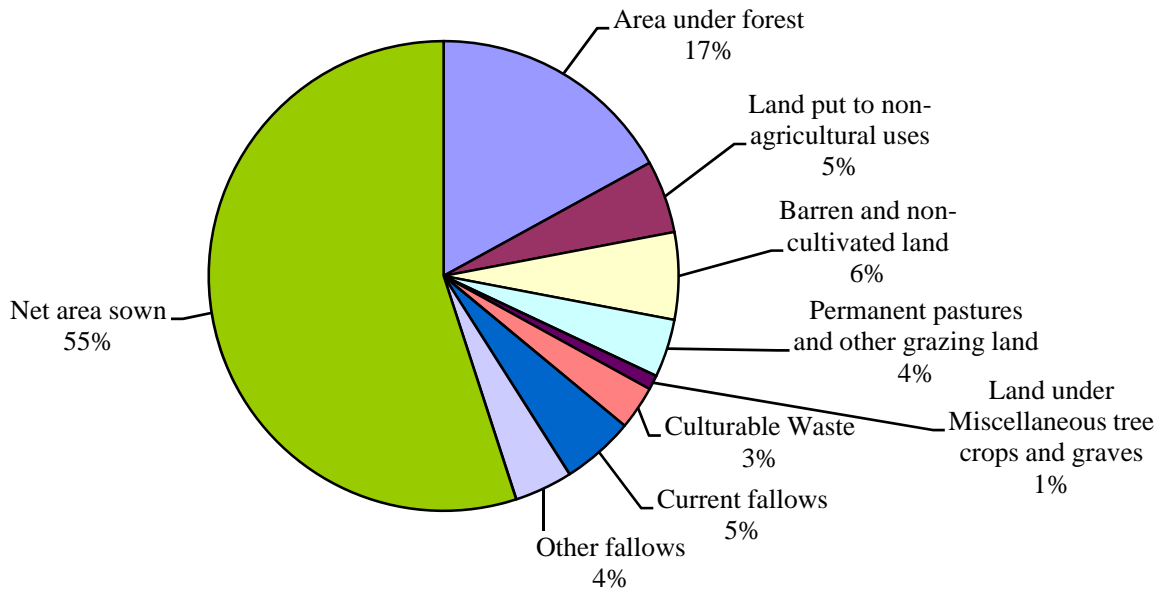
12. शेती / AGRICULTURE
तक्ता क्रमांक / TABLE No.12.13
वह्तीची खाती आणि त्यांचे क्षेत्र (कृषी गणना २०१०-११) /
Number of operational Holdings and area operated (Agriculture Census 2010-11)
(आकडे '०० / Figures in '00)

| अ. क्र. Sr.No | जिल्हे | व्यक्तिगत खाती Individual Holdings | | संयुक्त खाती Joint Holdings | | संस्थागत खाती Institutional Holdings | | एकूण खाती All Holdings | | Districts |
|-------------------------|-------------|---------------------------------------|--|--------------------------------|--|---|--|---------------------------|--|--------------------------|
| | | संख्या No. | क्षेत्र (हेक्टर) Area (Hectare) | संख्या No. | क्षेत्र (हेक्टर) Area (Hectare) | संख्या No. | क्षेत्र (हेक्टर) Area (Hectare) | संख्या No. | क्षेत्र (हेक्टर) Area (Hectare) | |
| (1) | (2) | (3) | (4) | (5) | (6) | (7) | (8) | (9) | (10) | (2) |
| 1 | मुंबई शहर | 0 | 0 | 0 | 0 | 0 | 0 | 0 | 0 | Mumbai City |
| 2 | मुंबई उपनगर | 0 | 0 | 0 | 0 | 0 | 0 | 0 | 0 | Mumbai Suburban |
| 3 | ठाणे | 2,726 | 3,808 | 69 | 87 | 1 | 6 | 2,796 | 3,901 | Thane |
| 4 | रायगड | 3,056 | 3,324 | 52 | 42 | 8 | 15 | 3,116 | 3,381 | Raigad |
| 5 | रत्नागिरी | 4,374 | 5,374 | 160 | 232 | 4 | 10 | 4,538 | 5,616 | Ratnagiri |
| 6 | सिंधुदुर्ग | 2,735 | 2,732 | 34 | 23 | 17 | 36 | 2,786 | 2,791 | Sindhudurg |
| 7 | नाशिक | 6,238 | 9,512 | 175 | 273 | 14 | 44 | 6,427 | 9,829 | Nashik |
| 8 | धुळे | 2,212 | 3,936 | 147 | 281 | 1 | 6 | 2,360 | 4,223 | Dhule |
| 9 | नंदुरबार | 1,363 | 2,706 | 104 | 224 | 4 | 22 | 1,471 | 2,952 | Nandurbar |
| 10 | जळगाव | 4,025 | 7,129 | 352 | 621 | 9 | 22 | 4,386 | 7,772 | Jalgaon |
| 11 | अहमदनगर | 9,270 | 12,070 | 272 | 395 | 19 | 118 | 9,561 | 12,583 | Ahmednagar |
| 12 | पुणे | 7,323 | 9,908 | 93 | 125 | 16 | 74 | 7,432 | 10,107 | Pune |
| 13 | सातारा | 7,666 | 5,802 | 929 | 603 | 28 | 58 | 8,623 | 6,463 | Satara |
| 14 | सांगली | 5,351 | 6,693 | 21 | 32 | 15 | 34 | 5,387 | 6,759 | Sangli |
| 15 | सोलापूर | 6,172 | 11,585 | 498 | 953 | 9 | 67 | 6,679 | 12,605 | Solapur |
| 16 | कोल्हापूर | 6,277 | 4,486 | 73 | 50 | 33 | 42 | 6,383 | 4,578 | Kolhapur |
| 17 | औरंगाबाद | 5,212 | 6,802 | 85 | 112 | 1 | 4 | 5,298 | 6,918 | Aurangabad |
| 18 | जालना | 4,098 | 5,902 | 3 | 4 | 3 | 21 | 4,104 | 5,927 | Jalna |
| 19 | परभणी | 3,337 | 5,420 | 140 | 223 | 2 | 40 | 3,479 | 5,683 | Parbhani |
| 20 | हिंगोली | 2,100 | 3,536 | 30 | 47 | 1 | 6 | 2,131 | 3,589 | Hingoli |
| 21 | बीड | 6,516 | 8,645 | 0 | 0 | 2 | 17 | 6,518 | 8,662 | Beed |
| 22 | नांदेड | 5,812 | 8,236 | 8 | 10 | 2 | 24 | 5,822 | 8,270 | Nanded |
| 23 | उस्मानाबाद | 3,522 | 6,821 | 43 | 88 | 1 | 26 | 3,566 | 6,935 | Osmanabad |
| 24 | लातूर | 3,786 | 6,233 | 101 | 169 | 2 | 5 | 3,889 | 6,407 | Latur |
| 25 | बुलढाणा | 4,158 | 6,691 | 136 | 231 | 8 | 51 | 4,302 | 6,973 | Buldhana |
| 26 | अकोला | 2,302 | 3,915 | 107 | 192 | 14 | 81 | 2,423 | 4,188 | Akola |
| 27 | वाशिम | 1,905 | 3,608 | 55 | 115 | 4 | 23 | 1,964 | 3,746 | Washim |
| 28 | अमरावती | 3,856 | 6,583 | 288 | 534 | 14 | 59 | 4,158 | 7,176 | Amravati |
| 29 | यवतमाळ | 3,500 | 7,669 | 284 | 701 | 3 | 10 | 3,787 | 8,380 | Yavatmal |
| 30 | वर्धा | 1,847 | 4,093 | 107 | 253 | 8 | 40 | 1,962 | 4,386 | Wardha |
| 31 | नागपूर | 2,512 | 4,699 | 170 | 376 | 4 | 17 | 2,686 | 5,092 | Nagpur |
| 32 | भंडारा | 1,842 | 1,697 | 344 | 375 | 1 | 4 | 2,187 | 2,076 | Bhandara |
| 33 | गोंदिया | 1,535 | 1,296 | 841 | 766 | 1 | 4 | 2,377 | 2,066 | Gondiya |
| 34 | चंद्रपूर | 2,010 | 3,547 | 1,031 | 1,857 | 1 | 5 | 3,042 | 5,409 | Chandrapur |
| 35 | गडचिरोली | 1,002 | 1,587 | 346 | 639 | 1 | 1 | 1,349 | 2,227 | Gadchiroli |
| महाराष्ट्र राज्य | | 1,29,641 | 1,86,045 | 7,098 | 10,633 | 251 | 993 | 1,36,990 | 1,97,670 | Maharashtra State |

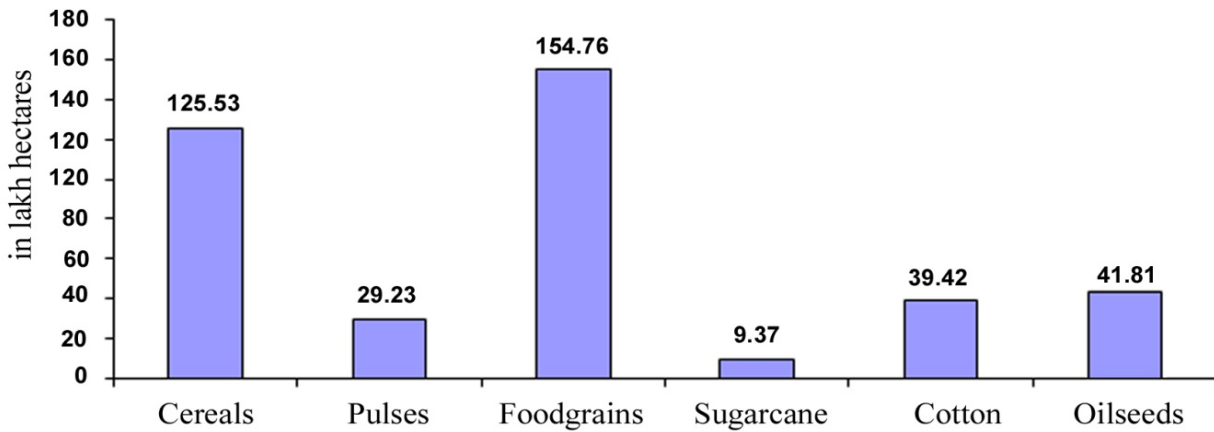
आधार :- कृषि गणना, २०१०-११, कृषि विभाग, महाराष्ट्र शासन, पुणे.

Source:- Agricultural Census, 2010-11, Department of Agriculture, Government of Maharashtra, Pune.

**Table No. 12.1
Land Utilisation (2013-14)**



**Table No.12.2
Area under Principal Crops**



१३. जलसिंचन

१३.१ विविध साधनांनुसार भिजलेले क्षेत्र, पीकवार सिंचनाखालील क्षेत्र व बागायती विहिरींची संख्या याबाबत माहिती या विभागात दिली आहे.

13. IRRIGATION

13.1 Data on irrigated area according to various sources, cropwise irrigated area and irrigation wells are presented in the tables in this section.

13. जलसिंचन / IRRIGATION

तक्ता क्रमांक / TABLE No. 13.1

सिंचनाच्या निरनिराळ्या साधनांनी भिजलेले क्षेत्र / Area irrigated by different sources of irrigation
(2000-01)(क्षेत्र '०० हेक्टरात)
(Area in '00 Hectares)

| अ. क्र. Sr. No | जिल्हे (2) | सिंचनाखालील निव्वळ क्षेत्र / Net area Irrigated by | | | सिंचनाखालील एकूण स्थूल क्षेत्र Total gross area irrigated (6) | District (2) |
|-------------------|-------------------------|--|--|--|---|--------------------------|
| | | भूपृष्ठीय सिंचन Surface irrigation (3) | विहिरीद्वारे सिंचन Well irrigation (4) | सिंचनाखालील एकूण निव्वळ क्षेत्र Total Net irrigated Area (5) | | |
| 1 | मुंबई शहर | -- | -- | -- | -- | Mumbai City |
| 2 | मुंबई उपनगर | -- | -- | -- | -- | Mumbai Suburban |
| 3 | ठाणे | 54 | 138 | 192 | 213 | Thane |
| 4 | रायगड | 56 | 93 | 149 | 174 | Raigad |
| 5 | रत्नागिरी | 38 | 56 | 94 | 104 | Ratnagiri |
| 6 | सिंधुदुर्ग | 77 | 92 | 169 | 202 | Sindhudurg |
| 7 | नाशिक | 513 | 1,554 | 2,067 | 2,472 | Nashik |
| 8 | धुळे | 54 | 276 | 330 | 419 | Dhule |
| 9 | नंदुरबार | 30 | 431 | 461 | 493 | Nandurbar |
| 10 | जळगाव | 234 | 1,224 | 1,458 | 1,633 | Jalgaon |
| 11 | अहमदनगर | 922 | 2,688 | 3,610 | 3,939 | Ahmednagar |
| 12 | पुणे | 1,244 | 1,455 | 2,699 | 3,200 | Pune |
| 13 | सातारा | 652 | 1,134 | 1,786 | 2,316 | Satara |
| 14 | सांगली | 418 | 1,023 | 1,441 | 1,594 | Sangli |
| 15 | सोलापूर | 658 | 1,921 | 2,579 | 2,962 | Solapur |
| 16 | कोल्हापूर | 490 | 796 | 1,286 | 1,352 | Kolhapur |
| 17 | औरंगाबाद | 148 | 1,074 | 1,222 | 1,467 | Aurangabad |
| 18 | जालना | 82 | 498 | 580 | 920 | Jalna |
| 19 | परभणी | 138 | 293 | 431 | 645 | Parbhani |
| 20 | हिंगोली | 189 | 334 | 523 | 734 | Hingoli |
| 21 | बीड | 771 | 1,289 | 2,060 | 2,450 | Beed |
| 22 | नांदेड | 153 | 479 | 632 | 862 | Nanded |
| 23 | उस्मानाबाद | 188 | 888 | 1,076 | 1,333 | Osmanabad |
| 24 | लातूर | 121 | 478 | 599 | 652 | Latur |
| 25 | बुलढाणा | 44 | 351 | 395 | 466 | Buldhana |
| 26 | अकोला | 38 | 150 | 188 | 262 | Akola |
| 27 | वाशिम | 39 | 190 | 229 | 261 | Washim |
| 28 | अमरावती | 63 | 717 | 780 | 940 | Amravati |
| 29 | यवतमाळ | 73 | 445 | 518 | 598 | Yavatmal |
| 30 | वर्धा | 35 | 281 | 316 | 418 | Wardha |
| 31 | नागपूर | 487 | 603 | 1,090 | 1,340 | Nagpur |
| 32 | भंडारा | 706 | 208 | 914 | 1,203 | Bhandara |
| 33 | गोंदिया | 670 | 315 | 985 | 1,107 | Gondiya |
| 34 | चंद्रपूर | 315 | 754 | 1,069 | 1,184 | Chandrapur |
| 35 | गडचिरोली | 175 | 388 | 563 | 607 | Gadchiroli |
| | महाराष्ट्र राज्य | 9,875 | 22,616 | 32,491 | 38,522 | Maharashtra State |

आधार :- कृषि आयुक्तालय, महाराष्ट्र राज्य, पुणे.

Source :- Commissioner of Agriculture, Government of Maharashtra, Pune

13. जलसिंचन / IRRIGATION

तक्ता क्रमांक / TABLE No. 13.2

सिंचनाखालील स्थूल क्षेत्र व पिकांखालील स्थूल क्षेत्र / Gross area irrigated and gross cropped area
(2000-01)

(क्षेत्र '०० हेक्टरात)

(Area in '00 Hectares)

| अ. क्र. Sr.No | जिल्हे | एकूण पिकांखालील क्षेत्र Gross cropped area | एकूण सिंचित क्षेत्र Gross Irrigated area | राज्याच्या एकूण क्षेत्राशी टक्केवारी Percentage to State Total | निव्वळ सिंचित क्षेत्र Net Irrigated area | पिकांखालील क्षेत्राशी स्थूल सिंचित क्षेत्राची टक्केवारी Percentage of gross irrigated area to cropped area | सिंचन क्षमता Irrigation Intensity स्थूल सिंचित क्षेत्र x १०० निव्वळ सिंचित क्षेत्र Gross Irrigated area x 100 Net irrigated area | District |
|-------------------------|-------------|---|---|---|---|---|---|--------------------------|
| (1) | (2) | (3) | (4) | (5) | (6) | (7) | (8) | (2) |
| 1 | मुंबई शहर | .. | .. | .. | .. | .. | .. | Mumbai City |
| 2 | मुंबई उपनगर | .. | .. | .. | .. | .. | .. | Mumbai Suburban |
| 3 | ठाणे | 4,006 | 213 | 0.55 | 192 | 5.32 | 110.94 | Thane |
| 4 | रायगड | 2,333 | 174 | 0.45 | 149 | 7.46 | 116.78 | Raigad |
| 5 | रत्नागिरी | 3,095 | 104 | 0.27 | 94 | 3.36 | 110.64 | Ratnagiri |
| 6 | सिंधुदुर्ग | 1,484 | 202 | 0.52 | 169 | 13.61 | 119.53 | Sindhudurg |
| 7 | नाशिक | 9,125 | 2,472 | 6.42 | 2,067 | 27.09 | 119.59 | Nashik |
| 8 | धुळे | 3,996 | 419 | 1.09 | 330 | 10.49 | 126.97 | Dhule |
| 9 | नंदुरबार | 3,340 | 493 | 1.28 | 461 | 14.76 | 106.94 | Nandurbar |
| 10 | जळगाव | 9,738 | 1,633 | 4.24 | 1,458 | 16.77 | 112.00 | Jalgaon |
| 11 | अहमदनगर | 13,950 | 3,939 | 10.23 | 3,610 | 28.24 | 109.11 | Ahmednagar |
| 12 | पुणे | 11,730 | 3,200 | 8.31 | 2,699 | 27.28 | 118.56 | Pune |
| 13 | सातारा | 7,205 | 2,316 | 6.01 | 1,786 | 32.14 | 129.68 | Satara |
| 14 | सांगली | 8,029 | 1,594 | 4.14 | 1,441 | 19.85 | 110.62 | Sangli |
| 15 | सोलापूर | 11,742 | 2,962 | 7.69 | 2,579 | 25.23 | 114.85 | Solapur |
| 16 | कोल्हापूर | 5,680 | 1,352 | 3.51 | 1,286 | 23.80 | 105.13 | Kolhapur |
| 17 | औरंगाबाद | 8,522 | 1,467 | 3.81 | 1,222 | 17.21 | 120.05 | Aurangabad |
| 18 | जालना | 7,332 | 920 | 2.39 | 580 | 12.55 | 158.62 | Jalna |
| 19 | परभणी | 7,456 | 645 | 1.67 | 431 | 8.65 | 149.65 | Parbhani |
| 20 | हिंगोली | 4,892 | 734 | 1.91 | 523 | 15.00 | 140.34 | Hingoli |
| 21 | बीड | 9,983 | 2,450 | 6.36 | 2,060 | 24.54 | 118.93 | Beed |
| 22 | नांदेड | 8,366 | 862 | 2.24 | 632 | 10.30 | 136.39 | Nanded |
| 23 | उस्मानाबाद | 8,139 | 1,333 | 3.46 | 1,076 | 16.38 | 123.88 | Osmanabad |
| 24 | लातूर | 7,093 | 652 | 1.69 | 599 | 9.19 | 108.85 | Latur |
| 25 | बुलढाणा | 7,624 | 466 | 1.21 | 395 | 6.11 | 117.97 | Buldhana |
| 26 | अकोला | 5,160 | 262 | 0.68 | 188 | 5.08 | 139.36 | Akola |
| 27 | वाशिम | 4,790 | 261 | 0.68 | 229 | 5.45 | 113.97 | Washim |
| 28 | अमरावती | 9,564 | 940 | 2.44 | 780 | 9.83 | 120.51 | Amravati |
| 29 | यवतमाळ | 9,655 | 598 | 1.55 | 518 | 6.19 | 115.44 | Yavatmal |
| 30 | वर्धा | 4,415 | 418 | 1.09 | 316 | 9.47 | 132.28 | Wardha |
| 31 | नागपूर | 6,152 | 1,340 | 3.48 | 1,090 | 21.78 | 122.94 | Nagpur |
| 32 | भंडारा | 2,270 | 1,203 | 3.12 | 914 | 53.00 | 131.62 | Bhandara |
| 33 | गोंदिया | 2,232 | 1,107 | 2.87 | 985 | 49.60 | 112.39 | Gondiya |
| 34 | चंद्रपूर | 5,121 | 1,184 | 3.07 | 1,069 | 23.12 | 110.76 | Chandrapur |
| 35 | गडचिरोली | 1,966 | 607 | 1.58 | 563 | 30.87 | 107.82 | Gadchiroli |
| महाराष्ट्र राज्य | | 2,16,185 | 38,522 | 100.00 | 32,491 | 17.82 | 118.56 | Maharashtra State |

आधार : कृषि आयुक्त, महाराष्ट्र शासन, पुणे / Source - Commissioner of Agriculture, Government of Maharashtra, Pune

**13. जलसिंचन /
तक्ता क्रमांक /
विविध पिकांखालील सिंचित क्षेत्र/
(2000-**

| अ. क्र. Sr.No | जिल्हे | तांदूळ Rice | गहू Wheat | ज्वारी Jowar | बाजरी Bajri | बार्ली Barley | मका Maize | नाचणी Ragi | हरभरा Gram |
|------------------|-------------------------|----------------|--------------|-----------------|----------------|------------------|--------------|---------------|---------------|
| (1) | (2) | (3) | (4) | (5) | (6) | (7) | (8) | (9) | (10) |
| 1 | मुंबई शहर | .. | .. | .. | .. | .. | .. | .. | .. |
| 2 | मुंबई उपनगर | .. | .. | .. | .. | .. | .. | .. | .. |
| 3 | ठाणे | 24 | 1 | 0 | 0 | 0 | 0 | 0 | 22 |
| 4 | रायगड | 83 | 0 | 0 | 0 | 0 | 0 | 0 | 3 |
| 5 | रत्नागिरी | 4 | 0 | 0 | 0 | 0 | 0 | 0 | 0 |
| 6 | सिंधुदुर्ग | 44 | 0 | 0 | 0 | 0 | 0 | 0 | 0 |
| 7 | नाशिक | 34 | 394 | 79 | 141 | 0 | 39 | 0 | 219 |
| 8 | धुळे | 13 | 88 | 5 | 0 | 0 | 9 | 0 | 43 |
| 9 | नंदुरबार | 5 | 61 | 24 | 0 | 0 | 1 | 0 | 38 |
| 10 | जळगाव | 5 | 226 | 175 | 0 | 0 | 2 | 0 | 181 |
| 11 | अहमदनगर | 8 | 795 | 789 | 271 | 0 | 83 | 0 | 188 |
| 12 | पुणे | 28 | 358 | 640 | 124 | 0 | 82 | 0 | 148 |
| 13 | सातारा | 144 | 285 | 579 | 211 | 0 | 34 | 0 | 47 |
| 14 | सांगली | 34 | 153 | 316 | 44 | 0 | 46 | 0 | 93 |
| 15 | सोलापूर | 15 | 365 | 792 | 72 | 0 | 96 | 0 | 101 |
| 16 | कोल्हापूर | 32 | 45 | 0 | 0 | 0 | 7 | 0 | 32 |
| 17 | औरंगाबाद | 6 | 203 | 496 | 2 | 0 | 56 | 0 | 157 |
| 18 | जालना | 5 | 215 | 161 | 25 | 0 | 11 | 0 | 80 |
| 19 | परभणी | 22 | 160 | 21 | 0 | 0 | 6 | 0 | 66 |
| 20 | हिंगोली | 15 | 278 | 15 | 0 | 0 | 0 | 0 | 32 |
| 21 | बीड | 18 | 342 | 647 | 56 | 0 | 20 | 0 | 123 |
| 22 | नांदेड | 55 | 194 | 42 | 0 | 0 | 1 | 0 | 104 |
| 23 | उस्मानाबाद | 68 | 151 | 437 | 0 | 0 | 2 | 0 | 129 |
| 24 | लातूर | 0 | 109 | 6 | 0 | 0 | 9 | 0 | 37 |
| 25 | बुलढाणा | 2 | 182 | 0 | 0 | 0 | 5 | 0 | 62 |
| 26 | अकोला | 0 | 75 | 0 | 10 | 0 | 0 | 0 | 49 |
| 27 | वाशिम | 0 | 106 | 0 | 0 | 0 | 0 | 0 | 21 |
| 28 | अमरावती | 0 | 114 | 0 | 0 | 0 | 1 | 0 | 52 |
| 29 | यवतमाळ | 1 | 153 | 0 | 0 | 0 | 0 | 0 | 73 |
| 30 | वर्धा | 0 | 145 | 0 | 0 | 0 | 1 | 0 | 52 |
| 31 | नागपूर | 188 | 305 | 0 | 0 | 0 | 0 | 0 | 105 |
| 32 | भंडारा | 959 | 81 | 0 | 0 | 0 | 0 | 0 | 13 |
| 33 | गोर्दिया | 988 | 35 | 0 | 0 | 0 | 0 | 0 | 17 |
| 34 | चंद्रपूर | 858 | 99 | 0 | 0 | 0 | 0 | 0 | 15 |
| 35 | गडचिरोली | 562 | 5 | 0 | 0 | 0 | 0 | 0 | 0 |
| | महाराष्ट्र राज्य | 4,220 | 5,723 | 5,224 | 956 | 0 | 511 | 0 | 2,302 |

आधार: कृषि आयुक्त, महाराष्ट्र शासन, पुणे.

IRRIGATION
TABLE No. 13.3
Irrigated area under various crops
-01)

| (क्षेत्र '०० हेक्टरात) (Area in '00 Hectares) | | | | | | | | | |
|---|-------------------|-----------------|--|-----------------|---------------------|-------------------|--|--|--------------------------|
| तूर Tur | मिरची Chillies | ऊस Sugarcane | एकूण अन्न पिके All Food Crops | कापूस Cotton | भूईमूग Groundnut | तंबाखू Tobacco | सर्व अन्नोत्तर पिके All Non- Food Crops | सिंचनाखालील एकूण क्षेत्र Total irrigated area (gross) | District |
| (11) | (12) | (13) | (14) | (15) | (16) | (17) | (18) | (19) | (2) |
| - | - | - | - | - | - | - | - | - | Mumbai City |
| - | - | - | - | - | - | - | - | - | Mumbai Suburban |
| 3 | 4 | 0 | 181 | 0 | 2 | 0 | 32 | 213 | Thane |
| 3 | 3 | 0 | 141 | 0 | 2 | 0 | 33 | 174 | Raigad |
| 1 | 2 | 0 | 59 | 0 | 6 | 0 | 45 | 104 | Ratnagiri |
| 0 | 4 | 0 | 78 | 0 | 35 | 0 | 124 | 202 | Sindhudurg |
| 0 | 36 | 311 | 2,253 | 19 | 50 | 0 | 219 | 2,472 | Nashik |
| 0 | 29 | 62 | 319 | 88 | 9 | 0 | 100 | 419 | Dhule |
| 0 | 52 | 88 | 374 | 78 | 33 | 0 | 119 | 493 | Nandurbar |
| 0 | 44 | 158 | 1,350 | 169 | 49 | 0 | 283 | 1,633 | Jalgaon |
| 51 | 24 | 816 | 3,485 | 43 | 160 | 0 | 454 | 3,939 | Ahmednagar |
| 21 | 42 | 595 | 2,822 | 6 | 78 | 0 | 378 | 3,200 | Pune |
| 16 | 11 | 470 | 2,099 | 37 | 63 | 1 | 447 | 2,316 | Satara |
| 10 | 32 | 540 | 1,455 | 33 | 50 | 2 | 217 | 1,594 | Sangli |
| 0 | 33 | 744 | 2,515 | 48 | 170 | 0 | 149 | 2,962 | Solapur |
| 0 | 53 | 968 | 1,222 | 1 | 23 | 7 | 130 | 1,352 | Kolhapur |
| 0 | 38 | 205 | 1,335 | 45 | 12 | 0 | 132 | 1,467 | Aurangabad |
| 0 | 23 | 163 | 776 | 76 | 18 | 0 | 144 | 920 | Jalna |
| 0 | 15 | 131 | 578 | 33 | 44 | 0 | 127 | 645 | Parbhani |
| 0 | 8 | 159 | 604 | 41 | 43 | 0 | 130 | 734 | Hingoli |
| 72 | 51 | 365 | 1,915 | 195 | 57 | 0 | 535 | 2,450 | Beed |
| 0 | 83 | 171 | 753 | 0 | 69 | 0 | 109 | 862 | Nanded |
| 0 | 25 | 285 | 1,203 | 0 | 48 | 0 | 130 | 1,333 | Osmanabad |
| 0 | 26 | 312 | 591 | 2 | 21 | 1 | 61 | 652 | Latur |
| 0 | 45 | 12 | 414 | 12 | 23 | 0 | 52 | 466 | Buldhana |
| 0 | 12 | 8 | 228 | 5 | 14 | 0 | 34 | 262 | Akola |
| 0 | 6 | 33 | 246 | 6 | 5 | 0 | 15 | 261 | Washim |
| 0 | 45 | 44 | 906 | 14 | 2 | 0 | 34 | 940 | Amravati |
| 0 | 26 | 77 | 480 | 58 | 52 | 0 | 118 | 598 | Yavatmal |
| 3 | 12 | 46 | 404 | 4 | 5 | 0 | 14 | 418 | Wardha |
| 0 | 177 | 11 | 1,303 | 0 | 5 | 0 | 37 | 1,340 | Nagpur |
| 0 | 23 | 20 | 1,193 | 0 | 3 | 0 | 10 | 1,203 | Bhandara |
| 0 | 8 | 7 | 1,103 | 0 | 1 | 0 | 5 | 1,108 | Gondiya |
| 0 | 95 | 0 | 1,170 | 0 | 1 | 0 | 13 | 1,183 | Chandrapur |
| 0 | 22 | 0 | 603 | 0 | 3 | 0 | 4 | 607 | Gadchiroli |
| 180 | 1,109 | 6,801 | 34,088 | 1,013 | 1,156 | 11 | 4,434 | 38,522 | Maharashtra State |

Source.-- Commissioner of Agriculture, Government of Maharashtra, Pune.

13. जलसिंचन / IRRIGATION
तक्ता क्रमांक / TABLE No.13.4
एकूण बागायती विहीरींची संख्या - कृषि गणना (२०१०-११) /
Total Number of Irrigation Wells - Agriculture Census (2010-11)

| अ. क्र. Sr.No (1) | जिल्हे (2) | विहीरींची संख्या / Number of wells | | | एकूण Total (5) | Districts (2) |
|-------------------------|-------------------------|---------------------------------------|--------------------------------------|------------------|--------------------------|------------------|
| | | वापरात असलेल्या In use (3) | वापरात नसलेल्या Not in use (4) | | | |
| 1 | मुंबई शहर | 0 | 0 | 0 | Mumbai City | |
| 2 | मुंबई उपनगर | 0 | 0 | 0 | Mumbai Suburban | |
| 3 | ठाणे | 4,236 | 0 | 4,236 | Thane | |
| 4 | रायगड | 8,193 | 7 | 8,200 | Raigad | |
| 5 | रत्नागिरी | 3,485 | 304 | 3,789 | Ratinagiri | |
| 6 | सिंधुदुर्ग | 2,982 | 1,750 | 4,732 | Sindhudurg | |
| 7 | नाशिक | 6,06,530 | 2,971 | 6,09,501 | Nasik | |
| 8 | धुळे | 6,183 | 734 | 6,917 | Dhule | |
| 9 | नंदुरबार | 14,681 | 78 | 14,759 | Nandurbar | |
| 10 | जळगाव | 44,052 | 983 | 45,035 | Jalgaon | |
| 11 | अहमदनगर | 1,19,053 | 2,203 | 1,21,256 | Ahmednagar | |
| 12 | पुणे | 1,72,012 | 369 | 1,72,381 | Pune | |
| 13 | सातारा | 1,14,927 | 406 | 1,15,333 | Solapur | |
| 14 | सांगली | 93,680 | 1,444 | 95,124 | Satara | |
| 15 | सोलापूर | 1,40,410 | 2,268 | 1,42,678 | Sangli | |
| 16 | कोल्हापूर | 25,318 | 391 | 25,709 | Kolhapur | |
| 17 | औरंगाबाद | 67,115 | 635 | 67,750 | Aurangabad | |
| 18 | जालना | 10,426 | 117 | 10,543 | Jalna | |
| 19 | परभणी | 82,817 | 142 | 82,959 | Beed | |
| 20 | हिंगोली | 16,458 | 210 | 16,668 | Latur | |
| 21 | बीड | 37,789 | 3,803 | 41,592 | Osmanabad | |
| 22 | नांदेड | 4,593 | 44 | 4,637 | Nanded | |
| 23 | उस्मानाबाद | 4,782 | 180 | 4,962 | Parbhani | |
| 24 | लातूर | 2,555 | 69 | 2,624 | Hingoli | |
| 25 | बुलढाणा | 49,322 | 4,394 | 53,716 | Buldhana | |
| 26 | अकोला | 6,041 | 528 | 6,569 | Akola | |
| 27 | वाशिम | 4,871 | 90 | 4,961 | Vashim | |
| 28 | अमरावती | 97,301 | 330 | 97,631 | Amravati | |
| 29 | यवतमाळ | 14,929 | 695 | 15,624 | Yavatmal | |
| 30 | वर्धा | 11,057 | 873 | 11,930 | Wardha | |
| 31 | नागपूर | 10,136 | 764 | 10,900 | Nagpur | |
| 32 | भंडारा | 11,009 | 42 | 11,051 | Bhandra | |
| 33 | गोंदिया | 18,455 | 559 | 19,014 | Gondiya | |
| 34 | चंद्रपूर | 9,873 | 712 | 10,585 | Chandrapur | |
| 35 | गडचिरोली | 5,163 | 707 | 5,870 | Gadchiroli | |
| | महाराष्ट्र राज्य | 18,20,434 | 28,802 | 18,49,236 | Maharashtra State | |

आधार :- कृषि आयुक्तालय, महाराष्ट्र शासन, पुणे.

Source :- Commissioner of Agriculture, Government of Maharashtra, Pune.

13. जलसिंचन / IRRIGATION

तक्ता क्रमांक / TABLE No.13.5

निर्मित सिंचन क्षमता व प्रत्यक्ष सिंचित क्षेत्र / Irrigation potential created and actual Irrigated Area
(2013-14)

(आकडे '००० हेक्टरात / Figures in '000 hectares)

| अ. क्र. Sr.No | जिल्हे | जून २०१३ अखेर निर्मित सिंचन क्षमता Irrigation potential created at the end of June 2013 | | | | प्रत्यक्ष सिंचित क्षेत्र २०१३-१४ Actual Irrigated Area 2013-2014 | | | | सिंचित क्षेत्राची निर्मित सिंचनक्षमतेशी टक्केवारी Percentage of irrigated to potential created area | Districts |
|------------------|-------------|--|--|---|---------------|---|--|---|---------------|---|-----------------|
| | | मोठे प्रकल्प Major Projects | मध्यम प्रकल्प Medium Projects | लघु प्रकल्प व उपसा सिंचन Minor Project & Lift Irrigation | एकूण Total | मोठे प्रकल्प Major Projects | मध्यम प्रकल्प Medium Projects | लघु प्रकल्प व उपसा सिंचन Minor Project & Lift Irrigation | एकूण Total | | |
| (1) | (2) | (3) | (4) | (5) | (6) | (7) | (8) | (9) | (10) | (11) | (2) |
| 1 | मुंबई शहर | .. | .. | .. | .. | .. | .. | .. | .. | .. | Mumbai City |
| 2 | मुंबई उपनगर | .. | .. | .. | .. | .. | .. | .. | .. | .. | Mumbai Suburban |
| 3 | ठाणे | 36.92 | 3.07 | 10.08 | 50.07 | 3.41 | 0.60 | 2.02 | 6.03 | 12.04 | Thane |
| 4 | रायगड | 9.32 | 5.61 | 8.89 | 23.82 | 1.08 | 0.67 | 1.89 | 3.63 | 15.28 | Raigad |
| 5 | रत्नागिरी | 0.00 | 6.23 | 14.53 | 20.76 | 0.00 | 0.09 | 0.32 | 0.40 | 1.97 | Ratnagiri |
| 6 | सिंधुदुर्ग | 7.35 | 4.39 | 5.21 | 16.95 | 0.12 | 0.13 | 0.59 | 0.84 | 4.96 | Sindhudurg |
| 7 | नाशिक | 147.51 | 54.71 | 46.02 | 248.24 | 138.05 | 16.27 | 34.59 | 188.91 | 76.10 | Nashik |
| 8 | धुळे | 0.00 | 58.9 | 36.78 | 95.68 | 0.00 | 36.80 | 0.00 | 36.80 | 38.46 | Dhule |
| 9 | नंदुरबार | 0.00 | 30.45 | 33.20 | 63.65 | 0.00 | 11.51 | 0.00 | 11.51 | 18.08 | Nandurbar |
| 10 | जळगाव | 127.03 | 50.59 | 33.07 | 210.69 | 62.29 | 61.40 | 55.70 | 179.39 | 85.14 | Jalgaon |
| 11 | अहमदनगर | 243.23 | 26.99 | 92.04 | 362.26 | 389.70 | 18.52 | 13.12 | 421.34 | 116.31 | Ahmednagar |
| 12 | पुणे | 229.87 | 24.35 | 149.33 | 403.55 | 264.44 | 19.68 | 116.43 | 400.55 | 99.26 | Pune |
| 13 | सातारा | 101.96 | 29.4 | 58.08 | 189.44 | 162.29 | 17.12 | 31.05 | 210.46 | 111.10 | Satara |
| 14 | सांगली | 57.49 | 20.43 | 137.99 | 215.91 | 35.04 | 6.95 | 139.40 | 181.39 | 84.01 | Sangli |
| 15 | सोलापूर | 309.92 | 39.97 | 115.28 | 465.17 | 399.75 | 15.25 | 18.01 | 433.01 | 93.09 | Solapur |
| 16 | कोल्हापूर | 96.43 | 86.51 | 42.68 | 225.62 | 118.27 | 59.35 | 27.53 | 205.15 | 90.93 | Kolhapur |

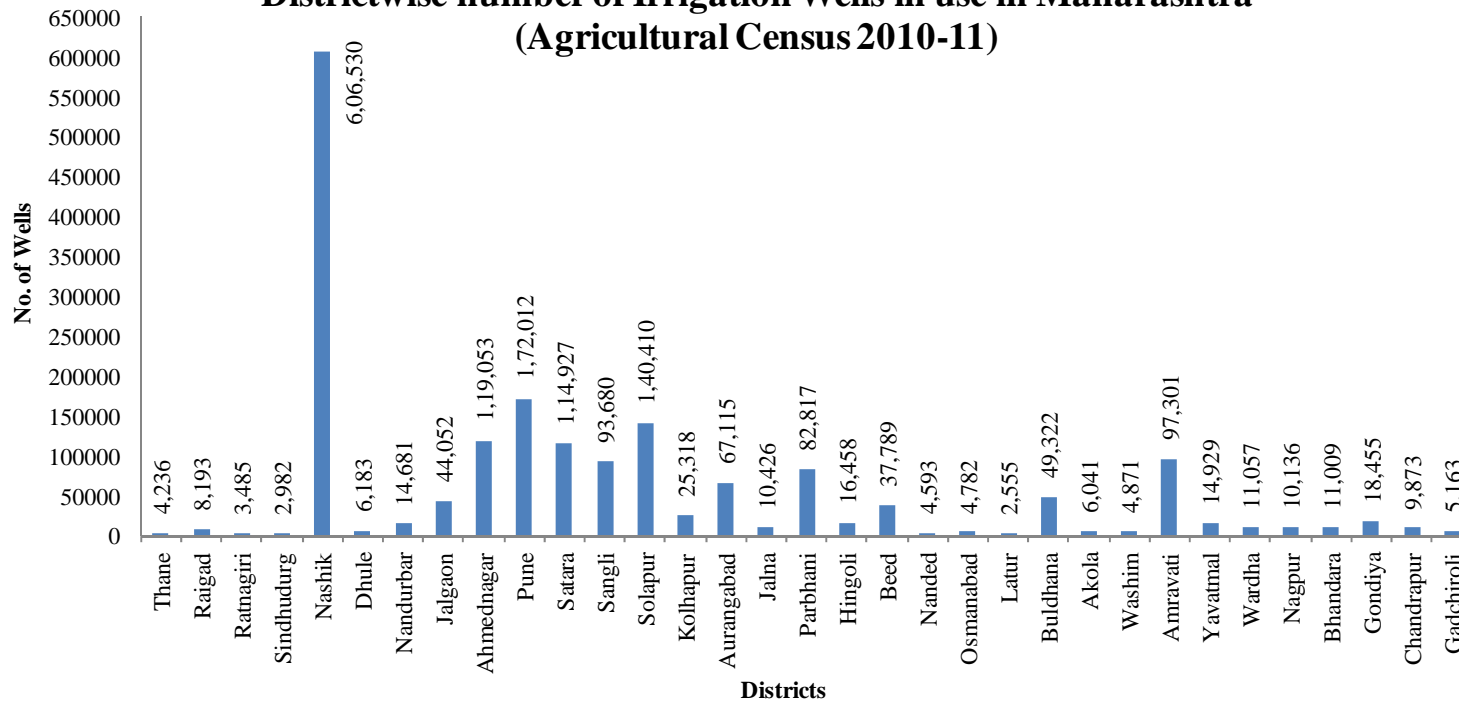
तक्ता क्रमांक / Table No.13.5 contd...

| (1) | (2) | (3) | (4) | (5) | (6) | (7) | (8) | (9) | (10) | (11) | (2) |
|-------------------------|------------|-----------------|---------------|-----------------|-----------------|-----------------|---------------|---------------|-----------------|--------------|--------------------------|
| 17 | औरंगाबाद | 61.59 | 39.09 | 33.92 | 134.60 | 26.78 | 9.98 | 7.32 | 44.08 | 32.75 | Aurangabad |
| 18 | जालना | 48.25 | 14.96 | 29.29 | 92.50 | 9.63 | 3.33 | 5.66 | 18.61 | 20.13 | Jalna |
| 19 | परभणी | 174.61 | 6.88 | 10.63 | 192.12 | 40.01 | 3.00 | 3.45 | 46.46 | 24.18 | Parbhani |
| 20 | हिंगोली | 40.49 | 0.00 | 12.53 | 53.02 | 26.76 | 0.00 | 4.68 | 31.44 | 59.30 | Hingoli |
| 21 | बीड | 89.46 | 29.58 | 62.93 | 181.97 | 23.92 | 3.04 | 6.86 | 33.82 | 18.59 | Beed |
| 22 | नांदेड | 135.01 | 25.28 | 36.71 | 197.00 | 89.71 | 11.07 | 13.20 | 113.98 | 57.86 | Nanded |
| 23 | उस्मानाबाद | 31.32 | 38.71 | 72.08 | 142.11 | 0.59 | 7.33 | 14.11 | 22.02 | 15.50 | Osmanabad |
| 24 | लातूर | 10.59 | 22.25 | 65.24 | 98.08 | 1.80 | 5.30 | 20.25 | 27.35 | 27.89 | Latur |
| 25 | बुलढाणा | 41.12 | 22.02 | 34.21 | 97.35 | 18.48 | 13.01 | 21.03 | 52.52 | 53.95 | Buldhana |
| 26 | अकोला | 22.69 | 21.77 | 13.14 | 57.60 | 11.18 | 10.04 | 6.59 | 27.81 | 48.28 | Akola |
| 27 | वाशिम | 0.94 | 6.63 | 42.22 | 49.79 | 0.02 | 3.52 | 27.73 | 31.27 | 62.80 | Washim |
| 28 | अमरावती | 57.86 | 29.76 | 24.84 | 112.46 | 24.95 | 9.53 | 12.20 | 46.69 | 41.51 | Amravati |
| 29 | यवतमाळ | 85.81 | 42.54 | 44.92 | 173.27 | 33.54 | 21.25 | 19.27 | 74.06 | 42.74 | Yavatmal |
| 30 | वर्धा | 69.67 | 36.37 | 11.81 | 117.85 | 24.51 | 9.19 | 2.98 | 36.68 | 31.12 | Wardha |
| 31 | नागपूर | 100.8 | 38.19 | 31.36 | 170.35 | 94.57 | 18.32 | 14.68 | 127.57 | 74.89 | Nagpur |
| 32 | भंडारा | 73.23 | 12.53 | 27.65 | 113.41 | 42.76 | 13.70 | 16.16 | 72.63 | 64.03 | Bhandara |
| 33 | गोंदिया | 45.92 | 34.65 | 26.1 | 106.67 | 42.04 | 26.12 | 17.98 | 86.13 | 80.75 | Gondiya |
| 34 | चंद्रपूर | 23.73 | 33.98 | 30.24 | 87.95 | 16.40 | 24.27 | 20.79 | 61.45 | 69.88 | Chandrapur |
| 35 | गडचिरोली | 24.33 | 0.00 | 8.56 | 32.89 | 20.91 | 0.00 | 4.79 | 25.70 | 78.14 | Gadchiroli |
| महाराष्ट्र राज्य | | 2,504.45 | 896.79 | 1,401.56 | 4,802.80 | 2,122.97 | 456.34 | 680.38 | 3,259.68 | 67.87 | Maharashtra State |

आधार :- जलसंपदा विभाग, महाराष्ट्र शासन, मुंबई.

Source: Irrigation Department, Govt. of Maharashtra, Mumbai.

Table No. 13.4
Districtwise number of Irrigation Wells in use in Maharashtra
(Agricultural Census 2010-11)



१४. पशुसंवर्धन आणि दुग्धव्यवसाय

१४.१ या विभागातील तक्त्यांमध्ये पशुधन गणना, पशुवैद्यकीय सुविधा व पशुवधगृहे यांच्याविषयी आकडेवारी दिली आहे.

१४.२ पशुधन गणना २०१२ नुसार गणना केलेले विविध प्रकारचे पशु व कुक्कुट यांची संख्या देण्यात आली आहे. संपूर्ण देशात समान संकल्पना व गणना पध्दती वापरून अशा पंचवार्षिक गणना घेण्यात येतात. अशा गणनांत संपूर्ण पशुधनासंबंधी माहिती प्रत्येक घराघरातून गोळा करण्यात येते. पशुवधगृहातील पशूंची, मोकाट प्राण्यांची व स्थलांतराधीन प्राण्यांची गणना करताना विशेष काळजी घेण्यात येते.

14. ANIMAL HUSBANDRY AND DAIRYING

14.1. Data on Livestock Census, Veterinary facilities provided and slaughter houses are given in the tables in this section.

14.2. The data on number of livestock and poultry presented is as enumerated in the State at the time of Livestock Census 2012. These are quinquennial census conducted throughout the country on the basis of uniform concepts and method of enumeration. In these censuses entire livestock is enumerated by house to house enquiry. Particular care is taken to enumerate livestock in the slaughter houses, stray animals and animals in transit.

14. पशुसंवर्धन आणि दुग्धव्यवसाय /
तक्ता क्रमांक /

जिल्हावार पशुधनाची संख्या (पशुधन गणना २०१२)/

| | | गाई / बैल / Cattle | | | | | अडीच वर्षावरील गाई / Females over 2 & 1/2 years | | | |
|-------------------------|-------------|--|---|--------------------------------|---------------|-------------------|--|--------------------------------------|---------------|--|
| | | दीड वर्षावरील बैल / Males over 1 & 1/2 years | | | | | | | | |
| अ. क्र. | जिल्हे | केवळ पैदाशी साठी ठेवलेले वळू | पैदाशीसाठी व कामासाठी उपयोगात आणलेले | केवळ कामा करिता वापरलेले | इतर | एकूण | दुभत्या | आटलेल्या व एकदाही न व्यालेल्या | इतर | |
| Sr.No | | used for breeding only | used for breeding and work both | used for work only | Others | Total (3 to 6) | In milk | Dry and not calved even | Others | |
| (1) | (2) | (3) | (4) | (5) | (6) | (7) | (8) | (9) | (10) | |
| 1 | मुंबई शहर | 115 | 172 | 96 | 35 | 418 | 2,220 | 702 | 199 | |
| 2 | मुंबई उपनगर | | | | | | | | | |
| 3 | ठाणे | 5,475 | 41,127 | 1,56,135 | 4,107 | 2,06,844 | 58,780 | 52,231 | 3,128 | |
| 4 | रायगड | 3,319 | 17,870 | 76,617 | 2,923 | 1,00,729 | 38,111 | 23,457 | 1,192 | |
| 5 | रत्नागिरी | 3,042 | 30,805 | 1,28,503 | 2,296 | 1,64,646 | 43,321 | 35,747 | 1,689 | |
| 6 | सिंधुदुर्ग | 996 | 5,557 | 67,821 | 1,305 | 75,679 | 19,853 | 15,644 | 921 | |
| 7 | नाशिक | 11,952 | 15,527 | 3,59,168 | 5,021 | 3,91,668 | 1,98,952 | 1,63,190 | 6,665 | |
| 8 | धुळे | 3,968 | 2,766 | 1,73,154 | 1,260 | 1,81,148 | 54,915 | 45,690 | 698 | |
| 9 | नंदुरबार | 1,992 | 28,769 | 1,49,823 | 1,075 | 1,81,659 | 44,023 | 43,280 | 1,529 | |
| 10 | जळगाव | 8,596 | 6,605 | 2,61,746 | 3,855 | 2,80,802 | 92,355 | 60,084 | 2,054 | |
| 11 | अहमदनगर | 5,072 | 9,410 | 2,51,535 | 2,324 | 2,68,341 | 4,72,165 | 2,46,421 | 12,143 | |
| 12 | पुणे | 4,853 | 10,379 | 1,46,313 | 6,798 | 1,68,343 | 2,56,186 | 1,16,061 | 4,729 | |
| 13 | सातारा | 1,874 | 3,186 | 79,483 | 1,346 | 85,889 | 1,22,026 | 58,818 | 3,845 | |
| 14 | सांगली | 2,647 | 3,448 | 59,674 | 645 | 66,414 | 1,17,075 | 61,544 | 1,713 | |
| 15 | सोलापूर | 11,996 | 11,001 | 1,16,257 | 1,741 | 1,40,995 | 2,30,808 | 1,30,650 | 4,121 | |
| 16 | कोल्हापूर | 1,006 | 2,890 | 73,322 | 1,111 | 78,329 | 1,05,219 | 26,618 | 1,690 | |
| 17 | औरंगाबाद | 4,650 | 7,988 | 2,48,411 | 2,520 | 2,63,569 | 1,04,530 | 77,101 | 1,910 | |
| 18 | जालना | 3,379 | 8,137 | 2,12,004 | 1,864 | 2,25,384 | 56,548 | 44,774 | 1,486 | |
| 19 | परभणी | 4,258 | 2,906 | 1,65,993 | 1,616 | 1,74,773 | 55,616 | 40,292 | 1,435 | |
| 20 | हिंगोली | 3,825 | 2,379 | 1,26,776 | 1,251 | 1,34,231 | 43,614 | 35,219 | 622 | |
| 21 | बीड | 3,832 | 16,009 | 2,56,996 | 2,629 | 2,79,466 | 99,961 | 71,025 | 1,967 | |
| 22 | नांदेड | 6,423 | 5,352 | 2,38,240 | 2,727 | 2,52,742 | 1,17,925 | 87,594 | 4,183 | |
| 23 | उस्मानाबाद | 4,064 | 10,038 | 1,21,244 | 669 | 1,36,015 | 81,728 | 42,478 | 2,007 | |
| 24 | लातूर | 1,890 | 3,469 | 1,45,318 | 283 | 1,50,960 | 65,177 | 45,961 | 610 | |
| 25 | बुलढाणा | 7,059 | 3,573 | 2,13,396 | 1,596 | 2,25,624 | 72,827 | 65,869 | 1,330 | |
| 26 | अकोला | 5,613 | 3,325 | 97,441 | 1,305 | 1,07,684 | 42,791 | 41,997 | 996 | |
| 27 | वाशिम | 2,856 | 1,954 | 98,596 | 435 | 1,03,841 | 39,541 | 35,933 | 1,175 | |
| 28 | अमरावती | 9,422 | 13,585 | 1,76,885 | 1,690 | 2,01,582 | 90,845 | 80,758 | 2,355 | |
| 29 | यवतमाळ | 9,868 | 6,531 | 2,75,881 | 1,573 | 2,93,853 | 1,03,494 | 1,20,210 | 3,673 | |
| 30 | वर्धा | 4,008 | 2,615 | 1,06,481 | 415 | 1,13,519 | 48,682 | 46,840 | 3,895 | |
| 31 | नागपूर | 7,025 | 3,000 | 1,59,396 | 2,354 | 1,71,775 | 81,768 | 69,091 | 1,965 | |
| 32 | भंडारा | 3,369 | 1,398 | 86,251 | 1,092 | 92,110 | 34,432 | 38,584 | 1,161 | |
| 33 | गोर्दिचा | 2,748 | 2,722 | 1,46,314 | 2,104 | 1,53,888 | 41,538 | 45,154 | 1,707 | |
| 34 | चंद्रपूर | 8,863 | 4,585 | 2,37,745 | 1,500 | 2,52,693 | 61,798 | 60,426 | 1,480 | |
| 35 | गडचिरोली | 9,445 | 10,457 | 2,10,703 | 3,904 | 2,34,509 | 58,563 | 68,089 | 4,943 | |
| महाराष्ट्र राज्य | | 1,69,500 | 2,99,535 | 54,23,718 | 67,369 | 59,60,122 | 31,57,387 | 21,97,532 | 85,216 | |

ANIMAL HUSBANDRY AND DAIRYING

TABLE No.14.1

Livestock in each District (Livestock Census 2012)

| गाई / बैल / Cattle | | | म्हशी - रेडे / Buffaloes | | | | | Districts |
|---|------------------|------------------------|--------------------------|--------------------------------------|-------------------------|--------------|------------------|----------------------------------|
| अडीच वर्षावरील गाई / Females over 2 & 1/2 years | वासरे | एकूण गाई - बैल | केवळ पैदाशीसाठी ठेवलेले | पैदाशीसाठी व कामासाठी उपयोगात आणलेले | केवळ कामाकरिता वापरलेले | इतर | एकूण | |
| एकूण / Total (8 to 10) | Young stock | Total cattle (7+11+12) | Used for breeding only | Used for breeding and work both | Used for work only | Others | Total (14 to 17) | (2) |
| (11) | (12) | (13) | (14) | (15) | (16) | (17) | (18) | |
| 3,121 | 1,645 | 5,184 | 311 | 56 | 39 | 34 | 440 | { Mumbai City Mumbai Suburban |
| 1,14,139 | 89,481 | 4,10,464 | 2,795 | 5,284 | 10,123 | 367 | 18,569 | Thane |
| 62,760 | 60,437 | 2,23,926 | 1,377 | 1,929 | 5,337 | 164 | 8,807 | Raigad |
| 80,757 | 73,909 | 3,19,312 | 670 | 2,159 | 4,520 | 69 | 7,418 | Ratnagiri |
| 36,418 | 35,313 | 1,47,410 | 509 | 2,001 | 10,932 | 273 | 13,715 | Sindhudurg |
| 3,68,807 | 2,55,402 | 10,15,877 | 3,637 | 2,292 | 30,170 | 151 | 36,250 | Nashik |
| 1,01,303 | 73,752 | 3,56,203 | 1,811 | 154 | 177 | 17 | 2,159 | Dhule |
| 88,832 | 66,416 | 3,36,907 | 1,478 | 376 | 214 | 34 | 2,102 | Nandurbar |
| 1,54,493 | 1,16,918 | 5,52,213 | 3,477 | 305 | 349 | 286 | 4,417 | Jalgaon |
| 7,30,729 | 4,28,115 | 14,27,185 | 1,889 | 533 | 2,418 | 95 | 4,935 | Ahmednagar |
| 3,76,976 | 2,17,942 | 7,63,261 | 3,161 | 831 | 866 | 103 | 4,961 | Pune |
| 1,84,689 | 1,06,684 | 3,77,262 | 1,268 | 491 | 957 | 147 | 2,863 | Satara |
| 1,80,332 | 94,801 | 3,41,547 | 1,809 | 851 | 1,501 | 182 | 4,343 | Sangli |
| 3,65,579 | 2,23,887 | 7,30,461 | 4,090 | 1,538 | 2,655 | 332 | 8,615 | Solapur |
| 1,33,527 | 63,257 | 2,75,113 | 1,552 | 1,244 | 7,189 | 134 | 10,119 | Kolhapur |
| 1,83,541 | 1,35,547 | 5,82,657 | 1,508 | 291 | 196 | 64 | 2,059 | Aurangabad |
| 1,02,808 | 86,070 | 4,14,262 | 1,083 | 147 | 299 | 53 | 1,582 | Jalna |
| 97,343 | 85,224 | 3,57,340 | 1,165 | 48 | 187 | 40 | 1,440 | Parbhani |
| 79,455 | 62,305 | 2,75,991 | 670 | 104 | 50 | 53 | 877 | Hingoli |
| 1,72,953 | 1,29,661 | 5,82,080 | 2,338 | 559 | 582 | 313 | 3,792 | Beed |
| 2,09,702 | 1,87,859 | 6,50,303 | 1,737 | 168 | 226 | 104 | 2,235 | Nanded |
| 1,26,213 | 92,700 | 3,54,928 | 1,465 | 241 | 555 | 81 | 2,342 | Osmanabad |
| 1,11,748 | 98,617 | 3,61,325 | 771 | 130 | 136 | 14 | 1,051 | Latur |
| 1,40,026 | 1,14,008 | 4,79,658 | 1,548 | 177 | 288 | 66 | 2,079 | Buldhana |
| 85,784 | 75,875 | 2,69,343 | 902 | 236 | 91 | 95 | 1,324 | Akola |
| 76,649 | 62,576 | 2,43,066 | 790 | 59 | 73 | 34 | 956 | Washim |
| 1,73,958 | 1,60,486 | 5,36,026 | 3,296 | 290 | 396 | 106 | 4,088 | Amravati |
| 2,27,377 | 1,98,971 | 7,20,201 | 1,777 | 77 | 143 | 73 | 2,070 | Yavatmal |
| 99,417 | 91,423 | 3,04,359 | 1,578 | 41 | 49 | 45 | 1,713 | Wardha |
| 1,52,824 | 1,44,308 | 4,68,907 | 2,894 | 439 | 432 | 127 | 3,892 | Nagpur |
| 74,177 | 72,487 | 2,38,774 | 1,248 | 204 | 978 | 144 | 2,574 | Bhandara |
| 88,399 | 95,306 | 3,37,593 | 1,133 | 626 | 13,119 | 374 | 15,252 | Gondiya |
| 1,23,704 | 1,40,150 | 5,16,547 | 1,443 | 232 | 471 | 105 | 2,251 | Chandrapur |
| 1,31,595 | 1,42,418 | 5,08,522 | 1,666 | 1,258 | 31,456 | 292 | 34,672 | Gadchiroli |
| 54,40,135 | 40,83,950 | 1,54,84,207 | 58,846 | 25,371 | 1,27,174 | 4,571 | 2,15,962 | Maharashtra State |

| | | म्हशी - रेडे / Buffaloes | | | | | |
|-------------------------|-------------|--|--------------------------------|---------------|------------------|------------------|------------------|
| | | तीन वर्षावरील म्हशी / Females over 3 years | | | | | |
| अ. क्र. | जिल्हे | दुभत्या | आटलेल्या व एकदाही न व्यालेल्या | इतर | एकूण | वासरे | एकूण म्हशी-रेडे |
| Sr.No | | In milk | Dry and not calved even once | Others | Total | Young Stock | Total buffaloes |
| (1) | (2) | (19) | (20) | (21) | (19 to 21) | (23) | (18+22+23) |
| (1) | (2) | (19) | (20) | (21) | (22) | (23) | (24) |
| 1 | मुंबई शहर | 26,416 | 1,488 | 146 | 28,050 | 1,698 | 30,188 |
| 2 | मुंबई उपनगर | | | | | | |
| 3 | ठाणे | 1,01,290 | 25,546 | 1,426 | 1,28,262 | 40,316 | 1,87,147 |
| 4 | रायगड | 26,053 | 11,198 | 418 | 37,669 | 22,248 | 68,724 |
| 5 | रत्नागिरी | 14,162 | 7,628 | 359 | 22,149 | 14,249 | 43,816 |
| 6 | सिंधुदुर्ग | 16,440 | 13,923 | 432 | 30,795 | 22,425 | 66,935 |
| 7 | नाशिक | 83,109 | 46,653 | 2,166 | 1,31,928 | 69,343 | 2,37,521 |
| 8 | धुळे | 34,129 | 25,753 | 1,441 | 61,323 | 36,706 | 1,00,188 |
| 9 | नंदुरबार | 23,368 | 18,699 | 664 | 42,731 | 27,267 | 72,100 |
| 10 | जळगाव | 98,587 | 55,343 | 2,317 | 1,56,247 | 96,828 | 2,57,492 |
| 11 | अहमदनगर | 83,045 | 52,235 | 5,404 | 1,40,684 | 75,744 | 2,21,363 |
| 12 | पुणे | 1,31,877 | 58,504 | 1,069 | 1,91,450 | 97,760 | 2,94,171 |
| 13 | सातारा | 1,41,578 | 74,747 | 3,268 | 2,19,593 | 1,30,388 | 3,52,844 |
| 14 | सांगली | 1,97,226 | 1,05,089 | 1,838 | 3,04,153 | 1,84,137 | 4,92,633 |
| 15 | सोलापूर | 1,68,843 | 91,733 | 1,939 | 2,62,515 | 1,78,435 | 4,49,565 |
| 16 | कोल्हापूर | 3,09,827 | 98,966 | 3,634 | 4,12,427 | 1,90,452 | 6,12,998 |
| 17 | औरंगाबाद | 35,812 | 22,996 | 85 | 58,893 | 32,571 | 93,523 |
| 18 | जालना | 26,389 | 20,352 | 495 | 47,236 | 30,326 | 79,144 |
| 19 | परभणी | 34,228 | 21,769 | 831 | 56,828 | 38,495 | 96,763 |
| 20 | हिंगोली | 23,679 | 17,177 | 217 | 41,073 | 24,373 | 66,323 |
| 21 | बीड | 79,768 | 59,338 | 1,390 | 1,40,496 | 95,996 | 2,40,284 |
| 22 | नांदेड | 75,561 | 40,978 | 1,018 | 1,17,557 | 91,929 | 2,11,721 |
| 23 | उस्मानाबाद | 64,744 | 35,913 | 1,296 | 1,01,953 | 68,269 | 1,72,564 |
| 24 | लातूर | 80,424 | 50,503 | 793 | 1,31,720 | 99,813 | 2,32,584 |
| 25 | बुलढाणा | 45,360 | 30,074 | 519 | 75,953 | 41,586 | 1,19,618 |
| 26 | अकोला | 20,946 | 11,442 | 390 | 32,778 | 15,353 | 49,455 |
| 27 | वाशिम | 25,407 | 14,015 | 125 | 39,547 | 22,012 | 62,515 |
| 28 | अमरावती | 45,333 | 28,004 | 841 | 74,178 | 46,850 | 125,116 |
| 29 | यवतमाळ | 31,232 | 24,395 | 411 | 56,038 | 38,112 | 96,220 |
| 30 | वर्धा | 14,671 | 12,001 | 575 | 27,247 | 19,833 | 48,793 |
| 31 | नागपूर | 28,668 | 17,587 | 607 | 46,862 | 33,253 | 84,007 |
| 32 | भंडारा | 22,995 | 22,127 | 578 | 45,700 | 41,887 | 90,161 |
| 33 | गोंदिया | 19,659 | 15,941 | 848 | 36,448 | 36,353 | 88,053 |
| 34 | चंद्रपूर | 20,846 | 16,751 | 421 | 38,018 | 33,222 | 73,491 |
| 35 | गडचिरोली | 10,318 | 9,351 | 944 | 20,613 | 21,087 | 76,372 |
| महाराष्ट्र राज्य | | 21,61,990 | 11,58,219 | 38,905 | 33,59,114 | 20,19,316 | 55,94,392 |

TABLE NO.14.1-contd.

| मॅदरे | शेळ्या | घोडे-शिंगरे | इतर जनावरे | एकुण पशुधन | कोबडया, बदके वगैरे | कुत्रे | कुत्र्यांचा समावेश करुन एकुण पशुधन (२९+३०+३१) Total live- stock including Poultry & dogs (29+30+31) | Districts |
|------------------|------------------|---------------------|---------------------|--|-----------------------|------------------|--|--------------------------|
| Sheep | Goats | Horse and ponies | Other live-stock | Total live-stock (13+24+25+ 26+27+28) | Total poultry | Dogs | | |
| (25) | (26) | (27) | (28) | (29) | (30) | (31) | (32) | (2) |
| 312 | 10,626 | 1,643 | 753 | 48,706 | 86,125 | 32,832 | 1,67,663 | Mumbai City |
| | | | | | | | | Mumbai Suburban |
| 2,387 | 2,02,259 | 1,010 | 8,282 | 8,11,549 | 50,01,067 | 51,439 | 58,64,055 | Thane |
| 677 | 87,457 | 902 | 1,532 | 3,83,218 | 38,30,918 | 39,349 | 42,53,485 | Raigad |
| 127 | 33,071 | 21 | 452 | 3,96,799 | 8,24,703 | 13,527 | 12,35,029 | Ratnagiri |
| 11 | 28,125 | 15 | 1,732 | 2,44,228 | 7,69,151 | 27,204 | 10,40,583 | Sindhudurg |
| 3,56,489 | 5,99,813 | 5,957 | 30,816 | 22,46,473 | 1,58,80,283 | 1,28,767 | 1,82,55,523 | Nashik |
| 2,06,789 | 2,75,690 | 4,055 | 31,370 | 9,74,295 | 10,84,010 | 7,284 | 20,65,589 | Dhule |
| 15,276 | 2,72,753 | 653 | 11,387 | 7,09,076 | 9,63,562 | 3,128 | 16,75,766 | Nandurbar |
| 38,156 | 3,49,130 | 1,609 | 21,016 | 12,19,616 | 6,72,888 | 9,826 | 19,02,330 | Jalgaon |
| 3,61,826 | 7,92,010 | 3,789 | 15,370 | 28,21,543 | 89,73,914 | 1,09,034 | 1,19,04,491 | Ahmednagar |
| 3,03,909 | 3,94,723 | 5,413 | 10,971 | 17,72,448 | 1,85,37,999 | 1,00,481 | 2,04,10,928 | Pune |
| 2,64,221 | 3,09,011 | 1,843 | 6,105 | 13,11,286 | 39,79,611 | 64,264 | 53,55,161 | Satara |
| 1,57,390 | 3,24,632 | 920 | 5,469 | 13,22,591 | 30,27,382 | 60,132 | 44,10,105 | Sangli |
| 1,86,059 | 7,06,406 | 1,636 | 17,194 | 20,91,321 | 22,52,238 | 78,017 | 44,21,576 | Solapur |
| 1,04,130 | 1,62,503 | 1,815 | 4,804 | 11,61,363 | 31,99,328 | 43,767 | 44,04,458 | Kolhapur |
| 88,219 | 3,03,013 | 1,062 | 17,581 | 10,86,055 | 6,33,330 | 34,803 | 17,54,188 | Aurangabad |
| 25,669 | 1,83,603 | 315 | 18,828 | 7,21,821 | 4,27,425 | 29,998 | 11,79,244 | Jalna |
| 25,902 | 1,33,657 | 235 | 7,891 | 6,21,788 | 1,68,360 | 19,337 | 8,09,485 | Parbhani |
| 6,607 | 1,11,210 | 52 | 3,137 | 4,63,320 | 1,50,765 | 17,425 | 6,31,510 | Hingoli |
| 66,211 | 3,36,223 | 610 | 12,916 | 12,38,324 | 9,77,573 | 53,089 | 22,68,986 | Beed |
| 41,173 | 2,53,302 | 325 | 19,643 | 11,76,467 | 4,61,485 | 35,719 | 16,73,671 | Nanded |
| 31,524 | 1,78,660 | 223 | 5,451 | 7,43,350 | 4,11,307 | 27,314 | 11,81,971 | Osmanabad |
| 35,901 | 1,22,615 | 220 | 9,913 | 7,62,558 | 4,83,662 | 26,530 | 12,72,750 | Latur |
| 1,05,618 | 2,63,606 | 395 | 11,981 | 9,80,876 | 2,70,858 | 23,574 | 12,75,308 | Buldhana |
| 4,657 | 1,34,681 | 438 | 7,339 | 4,65,913 | 77,516 | 11,008 | 5,54,437 | Akola |
| 10,610 | 1,32,502 | 258 | 10,078 | 4,59,029 | 1,20,477 | 16,511 | 5,96,017 | Washim |
| 70,212 | 2,92,007 | 633 | 7,722 | 10,31,716 | 6,64,524 | 22,905 | 17,19,145 | Amravati |
| 24,661 | 2,99,257 | 816 | 4,088 | 11,45,243 | 6,40,091 | 33,050 | 18,18,384 | Yavatmal |
| 1,685 | 1,30,342 | 58 | 2,893 | 4,88,130 | 2,67,178 | 18,620 | 7,73,928 | Wardha |
| 7,713 | 2,65,340 | 278 | 7,216 | 8,33,461 | 10,40,973 | 48,743 | 19,23,177 | Nagpur |
| 2,684 | 1,61,528 | 23 | 253 | 4,93,423 | 2,70,259 | 10,356 | 7,74,038 | Bhandara |
| 2,579 | 1,55,566 | 42 | 1,335 | 5,85,168 | 3,78,726 | 12,178 | 9,76,072 | Gondiya |
| 23,773 | 2,29,416 | 17 | 2,801 | 8,46,045 | 5,75,372 | 30,063 | 14,51,480 | Chandrapur |
| 7,224 | 2,00,570 | 6 | 38,759 | 8,31,453 | 6,91,511 | 25,423 | 15,48,387 | Gadchiroli |
| 25,80,381 | 84,35,307 | 37,287 | 3,57,078 | 3,24,88,652 | 7,77,94,571 | 12,65,697 | 11,15,48,920 | Maharashtra State |

Source - Livestock census 2012

14. पशुसंवर्धन आणि दुग्धव्यवसाय / ANIMAL HUSBANDRY AND DAIRYING
तक्ता क्रमांक / TABLE No.14.2
पशुसंवर्धनासाठी पायाभूत सुविधा / Infrastructural Facilities in Animal Husbandry
(2013-14)

| अ. क्र. | जिल्हे | पशुवैद्यकीय चिकित्सालये | पशुवैद्यकीय दवाखाने | कृत्रिम रेतन केंद्र | कत्तलखाने | मेंढया व लोकर विस्तारित केंद्रे | गाई-बैल पैदास केंद्रे | कुक्कुट पालन केंद्रे | डुकरे पैदास केंद्रे | |
|---------|-------------|--------------------------|-------------------------|----------------------------------|------------------|----------------------------------|-----------------------|------------------------|---------------------|-----------------|
| Sr. No. | | Veterinary Polyclinics * | Veterinary Dispensaries | Artificial Inseminations Centres | Slaughter Houses | Sheep and Wool Extension Centres | Cattle Farms | Poultry Breeding Farms | Pig Breeding Farms | Districts |
| (1) | (2) | (3) | (4) | (5) | (6) | (7) | (8) | (9) | (10) | (2) |
| | 1950-51 | 254 @ | .. | .. | 210 | .. | 4 | .. | .. | |
| | 1960-61 | 454 @ | .. | 36 | 298 | 12 | 15 | .. | .. | |
| | 1970-71 | 26 | 263 | 870 | N.A. | 12 | 15 | .. | .. | |
| | 1980-81 | 56 | 507 | 2417 | 197 | .. | 12 | .. | .. | |
| | 1990-91 | 31 | 815 | 3602 | 387 | 2 | 12 | 20 | .. | |
| | 2000-01 | 31 | 1353 | 4524 | 338 | 1 | 12 | 20 | | |
| | 2010-11 | 29 | 1909 | 4856 | 336 | 10 | 8 | 4 | .. | |
| | 2011-12 | 29 | 1909 | 4856 | 336 | 10 | 8 | 4 | .. | |
| | 2012-13 | 32 | 1916 | 4861 | 316 | 10 | 8 | 4 | .. | |
| 1 | मुंबई शहर | | | | | | | | | Mumbai City |
| 2 | मुंबई उपनगर | 0 | 0 | 0 | 1 | 0 | 0 | 0 | 0 | Mumbai Suburban |
| 3 | ठाणे | 1 | 72 | 160 | 3 | 0 | 0 | 0 | 0 | Thane |
| 4 | रायगड | 1 | 39 | 114 | 0 | 0 | 0 | 0 | 0 | Raigad |
| 5 | रत्नागिरी | 1 | 27 | 156 | 0 | 0 | 0 | 0 | 0 | Ratnagiri |
| 6 | सिंधुदुर्ग | 1 | 24 | 102 | 0 | 0 | 0 | 0 | 0 | Sindhudurg |
| 7 | नाशिक | 1 | 107 | 258 | 6 | 0 | 0 | 0 | 0 | Nashik |
| 8 | धुळे | 1 | 43 | 114 | 3 | 0 | 0 | 0 | 0 | Dhule |
| 9 | नंदुरबार | 1 | 50 | 104 | 4 | 0 | 0 | 0 | 0 | Nandurbar |
| 10 | जळगाव | 1 | 89 | 188 | 13 | 1 | 0 | 0 | 0 | Jalgaon |
| 11 | अहमदनगर | 1 | 81 | 232 | 7 | 0 | 1 | 0 | 0 | Ahmednagar |
| 12 | पुणे | 1 | 113 | 324 | 11 | 1 | 1 | 1 | 0 | Pune |
| 13 | सातारा | 1 | 64 | 193 | 4 | 1 | 0 | 0 | 0 | Satara |
| 14 | सांगली | 1 | 87 | 153 | 1 | 1 | 1 | 0 | 0 | Sangli |
| 15 | सोलापूर | 1 | 126 | 209 | 4 | 1 | 1 | 0 | 0 | Solapur |
| 16 | कोल्हापूर | 1 | 96 | 178 | 15 | 0 | 0 | 1 | 0 | Kolhapur |
| 17 | औरंगाबाद | 1 | 43 | 122 | 14 | 1 | 0 | 1 | 0 | Aurangabad |
| 18 | जालना | 1 | 41 | 104 | 8 | 0 | 0 | 0 | 0 | Jalna |

तक्ता क्रमांक / TABLE NO.14.2-contd.

| (1) | (2) | (3) | (4) | (5) | (6) | (7) | (8) | (9) | (10) | (2) |
|-------------------------|------------|-----------|--------------|--------------|------------|-----------|----------|----------|----------|--------------------------|
| 19 | परभणी | 0 | 35 | 86 | 17 | 0 | 0 | 0 | 0 | Parbhani |
| 20 | हिंगोली | 1 | 26 | 68 | 11 | 0 | 1 | 0 | 0 | Hingoli |
| 21 | बीड | 1 | 61 | 161 | 13 | 1 | 0 | 0 | 0 | Beed |
| 22 | नांदेड | 1 | 79 | 184 | 17 | 1 | 0 | 0 | 0 | Nanded |
| 23 | उस्मानाबाद | 1 | 44 | 101 | 2 | 1 | 0 | 0 | 0 | Osmanabad |
| 24 | लातूर | 1 | 36 | 129 | 0 | 0 | 0 | 0 | 0 | Latur |
| 25 | बुलढाणा | 1 | 39 | 119 | 26 | 0 | 0 | 0 | 0 | Buldhana |
| 26 | अकोला | 1 | 33 | 75 | 17 | 0 | 0 | 0 | 0 | Akola |
| 27 | वाशिम | 1 | 20 | 57 | 14 | 0 | 0 | 0 | 0 | Washim |
| 28 | अमरावती | 1 | 74 | 168 | 51 | 1 | 1 | 0 | 0 | Amravati |
| 29 | यवतमाळ | 1 | 54 | 202 | 25 | 0 | 0 | 0 | 0 | Yavatmal |
| 30 | वर्धा | 1 | 31 | 110 | 6 | 0 | 1 | 0 | 0 | Wardha |
| 31 | नागपूर | 1 | 48 | 181 | 6 | 1 | 0 | 1 | 0 | Nagpur |
| 32 | भंडारा | 1 | 35 | 86 | 0 | 0 | 0 | 0 | 0 | Bhandara |
| 33 | गोंदिया | 1 | 55 | 107 | 0 | 0 | 0 | 0 | 0 | Gondiya |
| 34 | चंद्रपूर | 1 | 36 | 161 | 10 | 0 | 0 | 0 | 0 | Chandrapur |
| 35 | गडचिरोली | 1 | 108 | 155 | 7 | 0 | 1 | 0 | 0 | Gadchiroli |
| महाराष्ट्र राज्य | | 32 | 1,916 | 4,861 | 316 | 11 | 8 | 4 | 0 | Maharashtra State |

टीप:- * 1) या व्यतिरिक्त महाराष्ट्र पशु व मस्यविज्ञान विद्यापिठा अंतर्गत परळ (मुंबई), परभणी व नागपूर येथील ३ पशुवैद्यकीय चिकित्सालयांचा समावेश आहे.

@ 2) पशुवैद्यकीय दवाखाना व पशुवैद्यकीय रुग्णालयांचा यात समावेश आहे.

Note:- * 1) In addition to this there are 3 Veterinary Polyclinics at Parel (Mumbai), Parbhani & Nagpur under Maharashtra Animal and Fishery University.

@ 2) Include both Hospital and Dispensaries.

आधार - पशुसंवर्धन आयुक्त, महाराष्ट्र शासन, पुणे / Source - Commissioner of Animal Husbandry, Govt. of Maharashtra, Pune

**14. पशुसंवर्धन आणि दुग्धव्यवसाय /
तक्ता क्रमांक /
पशुवैद्यकीय संस्थांनी केलेले काम /
(2013-**

| अ. क्र. Sr. No. | जिल्हे (2) | उपचार केलेले Cases Treated (3) | खच्ची केलेले Castrations performed (4) | लस टोचणी केलेले / Vaccinations performed | | | | | |
|-------------------------|---------------|--|--|--|----------------------------------|------------------------------|--|---|--|
| | | | | घटसर्प Haemorrhagic septicaemia (5) | फऱ्या Black Quarter (6) | अन्थ्रॅक्स Anthrax (7) | लाळया खुरकत Foot and mouth (8) | कोंबडयाची देवी Fowl pox (9) | इन्टरोटोक्स्यामिया Enterotoxaemia (10) |
| 1 | मुंबई शहर | 0 | 0 | 0 | 0 | 0 | 0 | 0 | 0 |
| 2 | मुंबई उपनगर | | | | | | | | |
| 3 | ठाणे | 4,60,899 | 27,513 | 1,23,894 | 106609 | 0 | 10,19,039 | 1,03,983 | 1,07,815 |
| 4 | रायगड | 2,14,577 | 15,774 | 57,400 | 9483 | 0 | 5,99,535 | 2,27,369 | 24,728 |
| 5 | रत्नागिरी | 3,47,231 | 10,445 | 71,709 | 53102 | 0 | 7,17,371 | 1,88,633 | 22,585 |
| 6 | सिंधुदुर्ग | 2,11,747 | 7,447 | 58,094 | 14937 | 0 | 4,06,690 | 5,66,340 | 1,689 |
| 7 | नाशिक | 10,70,005 | 59,442 | 77,961 | 70015 | 1,472 | 19,85,716 | 4,82,942 | 1,05,300 |
| 8 | धुळे | 4,16,704 | 32,476 | 2,83,090 | 279643 | 0 | 4,92,043 | 2,62,730 | 2,74,296 |
| 9 | नंदुरबार | 3,34,322 | 23,416 | 34,530 | 83716 | 0 | 7,89,537 | 54,327 | 34,076 |
| 10 | जळगाव | 8,23,895 | 54,588 | 81,710 | 6095 | 0 | 10,06,042 | 1,31,411 | 2,40,064 |
| 11 | अहमदनगर | 13,00,985 | 83,060 | 4,88,894 | 477881 | 0 | 27,18,094 | 5,04,478 | 2,71,280 |
| 12 | पुणे | 11,30,530 | 34,776 | 3,25,182 | 215809 | 6,500 | 10,47,556 | 1,80,435 | 2,04,905 |
| 13 | सातारा | 7,14,820 | 14,663 | 1,85,242 | 73647 | 8,467 | 11,03,063 | 1,76,727 | 1,07,310 |
| 14 | सांगली | 7,76,204 | 22,543 | 2,29,798 | 75973 | 0 | 12,29,434 | 54,128 | 2,75,784 |
| 15 | सोलापूर | 12,40,432 | 38,994 | 2,36,581 | 209144 | 0 | 13,60,089 | 2,00,765 | 1,86,787 |
| 16 | कोल्हापूर | 6,41,830 | 22,295 | 1,10,781 | 164331 | 0 | 10,93,244 | 1,06,287 | 2,83,017 |
| 17 | औरंगाबाद | 5,53,075 | 30,135 | 1,19,843 | 214037 | 0 | 7,69,247 | 1,03,208 | 86,642 |
| 18 | जालना | 2,52,761 | 19,433 | 1,15,926 | 118089 | 0 | 6,27,316 | 10,600 | 31,622 |
| 19 | परभणी | 2,71,979 | 15,519 | 1,588 | 0 | 0 | 7,01,018 | 16,052 | 14,801 |
| 20 | हिंगोली | 1,23,851 | 8,152 | 7,870 | 9628 | 0 | 5,71,882 | 15,707 | 28,923 |
| 21 | बीड | 4,18,292 | 33,702 | 63,735 | 62294 | 4,500 | 12,85,066 | 2,07,028 | 33,980 |
| 22 | नांदेड | 5,46,120 | 34,203 | 27,690 | 36451 | 0 | 10,61,290 | 89,912 | 97,357 |
| 23 | उस्मानाबाद | 4,49,194 | 20,992 | 1,51,764 | 153592 | 0 | 8,64,030 | 1,07,864 | 41,239 |
| 24 | लातूर | 6,07,121 | 30,565 | 2,51,311 | 237851 | 0 | 9,72,320 | 52,465 | 51,470 |
| 25 | बुलढाणा | 4,25,630 | 24,383 | 1,44,881 | 126368 | 0 | 13,90,327 | 62,811 | 87,896 |
| 26 | अकोला | 3,51,921 | 13,949 | 2,08,934 | 0 | 0 | 5,66,315 | 2,30,885 | 1,30,778 |
| 27 | वाशिम | 1,59,198 | 11,087 | 56,867 | 63060 | 0 | 5,20,690 | 17,931 | 18,469 |
| 28 | अमरावती | 5,50,524 | 33,469 | 1,79,595 | 158083 | 0 | 8,95,943 | 59,062 | 30,536 |
| 29 | यवतमाळ | 5,90,926 | 40,169 | 61,799 | 182910 | 0 | 11,53,622 | 1,42,202 | 1,11,945 |
| 30 | वर्धा | 2,76,272 | 13,495 | 80,684 | 80331 | 900 | 6,07,329 | 59,136 | 66,552 |
| 31 | नागपूर | 5,40,026 | 30,780 | 1,98,580 | 253700 | 0 | 8,03,865 | 79,955 | 1,29,850 |
| 32 | भंडारा | 2,55,747 | 10,765 | 1,24,910 | 82865 | 0 | 5,27,340 | 64,410 | 61,330 |
| 33 | गोंदिया | 2,52,775 | 20,661 | 1,51,022 | 110345 | 0 | 7,58,824 | 1,02,687 | 1,18,145 |
| 34 | चंद्रपूर | 3,39,543 | 25,448 | 1,74,840 | 87465 | 0 | 7,75,899 | 14,700 | 41,685 |
| 35 | गडचिरोली | 4,35,079 | 36,227 | 1,30,588 | 121198 | 1,000 | 10,63,164 | 1,32,328 | 86,417 |
| महाराष्ट्र राज्य | | 1,70,84,215 | 9,00,566 | 46,17,293 | 3938652 | 22,839 | 3,14,82,940 | 48,09,498 | 34,09,273 |

आधार — पशुसंवर्धन आयुक्त, महाराष्ट्र शासन, पुणे

ANIMAL HUSBANDRY AND DAIRYING
TABLE No.14.3
Work Done By Veterinary Institutions
-14)

| रानीखेत (मानमोडी) | लस टोचणी केलेले / Vaccinations performed | | | | | कृत्रिम रेतन केलेल्या जनावरांची संख्या | | नैसर्गिक रेतन केलेल्या जनावरांची संख्या | | Districts |
|----------------------|--|----------------|------------------|-----------------|-----------------------|---|----------------------|--|----------------------|--------------------------------|
| | लसोटा | रेबीज | पी.बी.आर. | इतर | एकूण | Animal covered by artificial inseminations (Fresh + replete) | | Animals covered by Nature services | | |
| | Ranikhet Disease (11) | Lasota (12) | Rabies (13) | PPR (14) | इतर Others (15) | एकूण Grand Total (16) | गायी Cows (17) | म्हशी Buffaloes (18) | गायी Cows (19) | |
| 0 | 0 | 0 | 0 | 0 | 0 | 0 | 0 | N.A. | N.A. | Mumbai City Mumbai Suburban |
| 6,19,941 | 2,23,478 | 55 | 2,37,224 | 4,006 | 25,46,044 | 12,331 | 12,106 | N.A. | N.A. | Thane |
| 5,88,994 | 1,78,944 | 1,325 | 27,403 | 0 | 17,15,181 | 9,579 | 9,544 | N.A. | N.A. | Raigad |
| 9,52,366 | 1,22,384 | 702 | 23,758 | 2,437 | 21,55,047 | 15,168 | 5,781 | N.A. | N.A. | Ratnagiri |
| 7,20,422 | 1,40,973 | 280 | 900 | 18 | 19,10,343 | 10,206 | 8,243 | N.A. | N.A. | Sindhudurg |
| 8,35,617 | 4,77,123 | 3,177 | 6,86,385 | 19,884 | 47,45,592 | 1,14,235 | 19,410 | N.A. | N.A. | Nashik |
| 4,07,185 | 2,81,645 | 341 | 1,95,314 | 21,920 | 24,98,207 | 28,831 | 8,929 | N.A. | N.A. | Dhule |
| 4,60,563 | 1,00,507 | 1 | 77,585 | 0 | 16,34,842 | 8,844 | 5,938 | N.A. | N.A. | Nandurbar |
| 1,43,724 | 70,330 | 313 | 1,17,730 | 14 | 17,97,433 | 38,772 | 19,593 | N.A. | N.A. | Jalgaon |
| 4,79,845 | 2,73,359 | 2,065 | 5,02,303 | 16,135 | 57,34,334 | 2,11,126 | 26,450 | N.A. | N.A. | Ahmednagar |
| 6,29,333 | 51,311 | 1,604 | 2,83,731 | 23,500 | 29,69,866 | 2,13,209 | 47,930 | N.A. | N.A. | Pune |
| 7,46,858 | 1,37,071 | 485 | 2,65,052 | 9,242 | 28,13,164 | 1,12,987 | 82,029 | N.A. | N.A. | Satara |
| 7,60,687 | 60,474 | 220 | 4,62,816 | 36,094 | 31,85,408 | 97,188 | 1,22,896 | N.A. | N.A. | Sangli |
| 2,43,190 | 1,68,416 | 1,215 | 3,64,906 | 3,836 | 29,74,929 | 1,25,004 | 52,044 | N.A. | N.A. | Solapur |
| 2,15,221 | 1,16,169 | 211 | 49,587 | 2,34,250 | 23,73,098 | 53,897 | 98,627 | N.A. | N.A. | Kolhapur |
| 1,25,846 | 70,830 | 203 | 1,92,331 | 2,00,428 | 18,82,615 | 72,719 | 10,308 | N.A. | N.A. | Aurangabad |
| 1,61,737 | 33,142 | 132 | 7,048 | 0 | 11,05,612 | 21,461 | 7,744 | N.A. | N.A. | Jalna |
| 39,706 | 34,685 | 345 | 1,50,087 | 15,609 | 9,73,891 | 18,704 | 11,297 | N.A. | N.A. | Parbhani |
| 20,869 | 15,794 | 52 | 1,43,553 | 0 | 8,14,278 | 11,885 | 6,765 | N.A. | N.A. | Hingoli |
| 4,82,567 | 1,03,640 | 177 | 4,07,910 | 0 | 26,50,897 | 41,815 | 21,659 | N.A. | N.A. | Beed |
| 95,374 | 70,030 | 702 | 2,17,921 | 15,916 | 17,12,643 | 29,845 | 21,031 | N.A. | N.A. | Nanded |
| 1,45,486 | 56,270 | 436 | 43,612 | 10,200 | 15,74,493 | 55,561 | 24,538 | N.A. | N.A. | Osmanabad |
| 1,29,556 | 54,249 | 1,101 | 68,889 | 950 | 18,20,162 | 47,621 | 42,444 | N.A. | N.A. | Latur |
| 73,080 | 19,914 | 31 | 58,649 | 800 | 19,64,757 | 25,011 | 15,727 | N.A. | N.A. | Buldhana |
| 2,34,491 | 19,500 | 193 | 39,766 | 6,000 | 14,36,862 | 14,274 | 9,880 | N.A. | N.A. | Akola |
| 36,129 | 0 | 0 | 25,659 | 0 | 7,38,805 | 6,552 | 6,002 | N.A. | N.A. | Washim |
| 81,980 | 53,133 | 429 | 80,508 | 250 | 15,39,519 | 34,218 | 10,762 | N.A. | N.A. | Amravati |
| 1,45,046 | 48,656 | 1,283 | 1,56,439 | 3,256 | 20,07,158 | 20,285 | 10,194 | N.A. | N.A. | Yavatmal |
| 63,931 | 12,315 | 646 | 83,097 | 0 | 10,54,921 | 19,331 | 2,506 | N.A. | N.A. | Wardha |
| 2,06,157 | 1,47,351 | 383 | 15,250 | 1,16,206 | 19,51,297 | 42,799 | 3,748 | N.A. | N.A. | Nagpur |
| 1,09,452 | 14,765 | 243 | 5,450 | 68 | 9,90,833 | 32,930 | 4,168 | N.A. | N.A. | Bhandara |
| 1,00,273 | 61,840 | 7 | 45,401 | 0 | 14,48,544 | 15,656 | 3,049 | N.A. | N.A. | Gondiya |
| 1,33,101 | 19,185 | 1,301 | 58,119 | 3,002 | 13,09,297 | 15,159 | 5,513 | N.A. | N.A. | Chandrapur |
| 1,86,642 | 59,189 | 233 | 93,841 | 0 | 18,74,600 | 8,719 | 3,868 | N.A. | N.A. | Gadchiroli |
| 1,03,75,369 | 32,96,672 | 19,891 | 51,88,224 | 7,44,021 | 6,79,04,672 | 15,85,922 | 7,40,723 | N.A. | N.A. | Maharashtra State |

Source.-Commissioner of Animal Husbandry, Government of Maharashtra, Pune

14. पशुसंवर्धन आणि दुग्धव्यवसाय / ANIMAL HUSBANDRY AND DAIRYING

तक्ता क्रमांक / TABLE No.14.4

दुग्धशाळा आणि दूध शितकरण केंद्रांची संख्या व त्यांची क्षमता /
Number of Dairies and Milk Chilling Centres and their capacity
(2013-14)

| अ. क्र. Sr. No. | वर्ष Year | दूध संकलन (लाख लिटरमध्ये) Average collection of milk (in lakhs ltrs.) | दूध प्रक्रिया यंत्रे / Milk Plants | | दूध शितकरण केंद्र / Milk Chilling Centre | |
|--------------------|--------------|--|------------------------------------|--|--|--|
| | | | संख्या Number | क्षमता (लाख लिटरमध्ये) Capacity (in lakhs Ltrs.) | संख्या Number | क्षमता (लाख लिटरमध्ये) Capacity (in lakhs Ltrs.) |
| (1) | (2) | (3) | (4) | (5) | (6) | (7) |
| 1 | 1984-85 | 17.42 | 25 | 28.25 | 83 | 8.58 |
| 2 | 1990-91 | 23.78 | 33 | 42.40 | 82 | 8.16 |
| 3 | 1995-96 | 31.49 | 31 | 32.10 | 77 | 7.19 |
| 4 | 1996-97 | 33.89 | 31 | 32.10 | 77 | 7.19 |
| 5 | 1997-98 | 35.56 | 32 | 32.30 | 80 | 7.64 |
| 6 | 1998-99 | 36.02 | 32 | 32.30 | 69 | 6.57 |
| 7 | 1999-00 | 37.38 | 57 | 63.60 | 105 | 17.37 |
| 8 | 2000-01 | 38.50 | 57 | 63.60 | 105 | 17.37 |
| 9 | 2001-02 | 43.71 | 77 | 49.35 | 118 | 21.39 |
| 10 | 2002-03 | 42.49 | 78 | 51.25 | 121 | 22.36 |
| 11 | 2003-04 | 37.84 | 79 | 51.28 | 119 | 22.21 |
| 12 | 2004-05 | 38.10 | 80 | 51.30 | 119 | 22.21 |
| 13 | 2005-06 | 40.09 | 84 | 52.98 | 121 | 22.51 |
| 14 | 2006-07 | 39.69 | 85 | 53.08 | 121 | 22.51 |
| 15 | 2007-08 | 38.61 | 88 | 53.53 | 121 | 22.94 |
| 16 | 2008-09 | 39.17 | 72 | 76.62 | 125 | 22.96 |
| 17 | 2009-10 | 34.74 | 74 | 80.48 | 129 | 22.05 |
| 18 | 2010-11 | 35.57 | 68 | 77.68 | 139 | 27.07 |
| 19 | 2011-12 | 38.57 | 73 | 74.73 | 141 | 25.17 |
| 20 | 2012-13 | 40.74 | 77 | 84.27 | 139 | 25.00 |
| 21 | 2013-14 | 37.98 | 83 | 88.83 | 140 | 26.68 |

आधार :- दुग्ध विकास आयुक्त, महाराष्ट्र शासन, वरळी, मुंबई.

Source :- Commissioner of Dairy Development of Maharashtra, Worli, Mumbai.

तक्ता क्रमांक/TABLE No. 14.5

**14. पशुसंवर्धन आणि दुग्धव्यवसाय /
तक्ता क्रमांक /
उपचार केलेल्या आणि खच्ची केलेल्या जनावरांची संख्या /
(2013-**

| | | मुख्यालयाच्या ठिकाणी उपचार केलेल्या पशूंची संख्या No. of cases treated at the headquarters | | | | | | | | | | | |
|-------------------|-------------|---|------------|-------------------------|----------|----------|------------|--------------------------|------------------|------------------|-----------------|-----------------|------------------|
| | | आंतररूपण / In-patients | | | | | | बाह्यरूपण / Out-patients | | | | | |
| अ. क्र. | जिल्हे | अश्व जातीय | गो जातीय | मेंढी व शेळी & goats | कॉब ड्या | इतर | एकूण | अश्व जातीय | गो जातीय | मेंढी व शेळी | कॉबड्या | इतर | एकूण |
| Sr. No. | | Equine | Bovine | Sheep & goats | Poultry | Others | Total | Equine | Bovine | Sheep & goats | Poultry | Others | Total |
| (1) | (2) | (3) | (4) | (5) | (6) | (7) | (8) | (9) | (10) | (11) | (12) | (13) | (14) |
| 1 | मुंबई शहर | } | 0 | 0 | 0 | 0 | 0 | 0 | 0 | 0 | 0 | 0 | 0 |
| 2 | मुंबई उपनगर | | | | | | | | | | | | |
| 3 | ठाणे | 0 | 0 | 0 | 0 | 0 | 0 | 341 | 99,468 | 27,546 | 12,720 | 6,454 | 1,46,529 |
| 4 | रायगड | 0 | 0 | 0 | 0 | 0 | 0 | 2,194 | 57,539 | 12,196 | 9,521 | 6,386 | 87,836 |
| 5 | रत्नागिरी | 0 | 0 | 0 | 0 | 0 | 0 | 42 | 74,387 | 7,460 | 14,155 | 3,872 | 99,916 |
| 6 | सिंधुदुर्ग | 0 | 0 | 0 | 0 | 0 | 0 | 0 | 67,026 | 5,914 | 14,654 | 5,023 | 92,617 |
| 7 | नाशिक | 0 | 0 | 0 | 0 | 0 | 0 | 475 | 3,46,842 | 62,720 | 1,234 | 10,411 | 4,21,682 |
| 8 | धुळे | 0 | 0 | 0 | 0 | 0 | 0 | 342 | 1,38,996 | 45,769 | 3,869 | 2,626 | 1,91,602 |
| 9 | नंदुरबार | 0 | 0 | 0 | 0 | 0 | 0 | 167 | 85,577 | 27,264 | 359 | 418 | 1,13,785 |
| 10 | जळगाव | 0 | 0 | 0 | 0 | 0 | 0 | 371 | 2,86,707 | 85,284 | 1,738 | 3,716 | 3,77,816 |
| 11 | अहमदनगर | 0 | 7 | 0 | 0 | 0 | 7 | 270 | 4,81,522 | 92,911 | 3,291 | 6,144 | 5,84,138 |
| 12 | पुणे | 0 | 0 | 0 | 0 | 0 | 0 | 451 | 4,79,463 | 82,275 | 3,571 | 15,037 | 5,80,797 |
| 13 | सातारा | 0 | 2 | 0 | 0 | 0 | 2 | 1,067 | 3,61,698 | 19,729 | 2,250 | 15,577 | 4,00,321 |
| 14 | सांगली | 0 | 0 | 0 | 0 | 0 | 0 | 514 | 3,76,651 | 74,022 | 2,005 | 13,573 | 4,66,765 |
| 15 | सोलापूर | 0 | 78 | 0 | 0 | 0 | 78 | 256 | 4,69,699 | 1,43,058 | 2,717 | 11,348 | 6,27,078 |
| 16 | कोल्हापूर | 0 | 0 | 0 | 0 | 0 | 0 | 618 | 2,98,036 | 71,764 | 4,008 | 11,167 | 3,85,593 |
| 17 | औरंगाबाद | 0 | 0 | 0 | 0 | 0 | 0 | 200 | 2,31,640 | 63,597 | 3,007 | 6,067 | 3,04,511 |
| 18 | जालना | 0 | 0 | 0 | 0 | 0 | 0 | 68 | 1,31,349 | 36,720 | 1,389 | 2,353 | 1,71,879 |
| 19 | परभणी | 0 | 0 | 0 | 0 | 0 | 0 | 221 | 1,49,935 | 39,734 | 1,220 | 2,922 | 1,94,032 |
| 20 | हिंगोली | 0 | 0 | 0 | 0 | 0 | 0 | 124 | 81,032 | 28,388 | 1,547 | 2,779 | 1,13,870 |
| 21 | बीड | 0 | 0 | 0 | 0 | 0 | 0 | 320 | 2,49,845 | 62,271 | 4,896 | 4,719 | 3,22,051 |
| 22 | नांदेड | 0 | 0 | 0 | 0 | 0 | 0 | 1,168 | 2,91,967 | 84,377 | 2,958 | 4,870 | 3,85,340 |
| 23 | उस्मानाबाद | 0 | 0 | 0 | 0 | 0 | 0 | 91 | 2,07,752 | 47,784 | 990 | 3,563 | 2,60,180 |
| 24 | लातूर | 1 | 35 | 0 | 0 | 0 | 36 | 199 | 2,94,045 | 42,212 | 1,773 | 6,473 | 3,44,702 |
| 25 | बुलढाणा | 0 | 0 | 0 | 0 | 0 | 0 | 373 | 1,99,956 | 75,649 | 2,222 | 4,437 | 2,82,637 |
| 26 | अकोला | 0 | 0 | 0 | 0 | 0 | 0 | 258 | 1,55,878 | 69,631 | 760 | 2,808 | 2,29,335 |
| 27 | वाशिम | 0 | 0 | 0 | 0 | 0 | 0 | 31 | 57,163 | 31,401 | 7,323 | 2,234 | 98,152 |
| 28 | अमरावती | 0 | 27 | 0 | 0 | 0 | 27 | 581 | 2,25,784 | 1,01,505 | 3,336 | 9,572 | 3,40,778 |
| 29 | यवतमाळ | 1 | 55 | 0 | 0 | 0 | 56 | 521 | 2,91,617 | 92,114 | 5,218 | 8,484 | 3,97,954 |
| 30 | वर्धा | 0 | 0 | 0 | 0 | 0 | 0 | 58 | 1,11,751 | 32,730 | 4,668 | 8,890 | 1,58,097 |
| 31 | नागपूर | 0 | 0 | 0 | 0 | 0 | 0 | 44 | 1,77,289 | 57,825 | 2,806 | 21,503 | 2,59,467 |
| 32 | भंडारा | 2 | 23 | 0 | 0 | 0 | 25 | 26 | 1,21,417 | 31,191 | 6,781 | 4,050 | 1,63,465 |
| 33 | गोंदिया | 0 | 0 | 0 | 0 | 0 | 0 | 26 | 93,224 | 21,494 | 4,645 | 1,657 | 1,21,046 |
| 34 | चंद्रपूर | 0 | 0 | 0 | 0 | 0 | 0 | 24 | 1,30,893 | 51,336 | 8,645 | 7,078 | 197,976 |
| 35 | गडचिरोली | 0 | 0 | 0 | 0 | 0 | 0 | 341 | 1,09,961 | 53,649 | 51,856 | 2,003 | 2,17,810 |
| महाराष्ट्र | | 4 | 227 | 0 | 0 | 0 | 231 | 11,782 | 69,36,109 | 17,81,520 | 1,92,132 | 2,18,214 | 91,39,757 |

ANIMAL HUSBANDRY AND DAIRYING
TABLE No.14.5
Number of Animals Treated and Castrated
-14)

| फिरतीवर उपचार केलेल्या पशुंची संख्या No. of cases treated on tour | | | | | एकूण औषधोपचार केलेल्या परंतु संस्थात न दाखल केलेल्या पशुंची संख्या Total No. of cases supplied with medicines but not brought to the institutions | | | | | | | मुख्यालयाच्या ठिकाणी खच्ची केलेल्यांची संख्या Castrations performed at the headquarters | | | | Districts |
|--|-----------------------|-------------------------------------|---------------------|---------------|---|---|-------------------------|-----------------------|---------------|-----------------|--------------------|--|--|--|--|-----------|
| अश्व जातीय Equine | गो जातीय Bovine | मेंढी व शेळी Sheep & goats | कोंबड्या Poultry | इतर Others | एकूण Total | संस्थात न दाखल केलेल्या पशुंची संख्या Total No. of cases supplied with medicines but not brought to the institutions | अश्व जातीय Equine | गो जातीय Bovine | इतर Others | एकूण Total | | | | | | |
| (15) | (16) | (17) | (18) | (19) | (20) | (21) | (22) | (23) | (24) | (25) | (2) | | | | | |
| 0 | 0 | 0 | 0 | 0 | 0 | 0 | 0 | 0 | 0 | 0 | 0 | Mumbai City | | | | |
| | | | | | | | | | | | | Mumbai Suburban | | | | |
| 82 | 2,62,914 | 41,053 | 7,343 | 2978 | 3,14,370 | N.A. | 0 | 5,428 | 3,079 | 8,507 | Thane | | | | | |
| 275 | 97,343 | 20,959 | 5,548 | 2616 | 1,26,741 | N.A. | 0 | 4,953 | 546 | 5,499 | Raigad | | | | | |
| 24 | 2,12,996 | 11,761 | 20,931 | 1603 | 2,47,315 | N.A. | 0 | 2,995 | 201 | 3,196 | Ratnagiri | | | | | |
| 0 | 1,00,529 | 7,207 | 8,887 | 2507 | 1,19,130 | N.A. | 0 | 2,367 | 2 | 2,369 | Sindhudurg | | | | | |
| 164 | 5,52,578 | 94,624 | 408 | 549 | 6,48,323 | N.A. | 0 | 25,749 | 2,486 | 28,235 | Nashik | | | | | |
| 2 | 1,47,003 | 76,258 | 1,839 | 0 | 2,25,102 | N.A. | 2 | 12,283 | 5,337 | 17,622 | Dhule | | | | | |
| 1 | 76,114 | 1,44,415 | 0 | 7 | 2,20,537 | N.A. | 22 | 11,105 | 1,421 | 12,548 | Nandurbar | | | | | |
| 23 | 2,36,423 | 2,08,778 | 784 | 71 | 4,46,079 | N.A. | 0 | 25,204 | 8,321 | 33,525 | Jalgaon | | | | | |
| 89 | 6,50,706 | 64,043 | 1,300 | 702 | 7,16,840 | N.A. | 5 | 37,675 | 2,415 | 40,095 | Ahmednagar | | | | | |
| 178 | 4,40,111 | 1,03,686 | 4,347 | 1411 | 5,49,733 | N.A. | 26 | 14,577 | 5,187 | 19,790 | Pune | | | | | |
| 416 | 2,67,681 | 44,115 | 179 | 2106 | 3,14,497 | N.A. | 0 | 5,474 | 2,947 | 8,421 | Satara | | | | | |
| 103 | 2,73,546 | 34,685 | 311 | 794 | 3,09,439 | N.A. | 29 | 7,603 | 10,501 | 18,133 | Sangli | | | | | |
| 4 | 5,27,898 | 84,759 | 539 | 76 | 6,13,276 | N.A. | 50 | 10,022 | 13,936 | 24,008 | Solapur | | | | | |
| 14 | 1,30,565 | 1,25,378 | 54 | 226 | 2,56,237 | N.A. | 0 | 6,046 | 5,701 | 11,747 | Kolhapur | | | | | |
| 9 | 2,09,862 | 38,542 | 65 | 86 | 2,48,564 | N.A. | 4 | 19,033 | 214 | 19,251 | Aurangabad | | | | | |
| 1 | 68,816 | 11,688 | 371 | 6 | 80,882 | N.A. | 0 | 14,078 | 64 | 14,142 | Jalna | | | | | |
| 3 | 72,759 | 5,052 | 54 | 79 | 77,947 | N.A. | 0 | 11,139 | 61 | 11,200 | Parbhani | | | | | |
| 1 | 8,512 | 1,407 | 44 | 17 | 9,981 | N.A. | 0 | 5,159 | 10 | 5,169 | Hingoli | | | | | |
| 9 | 88,430 | 7,499 | 161 | 142 | 96,241 | N.A. | 0 | 24,899 | 234 | 25,133 | Beed | | | | | |
| 18 | 1,39,055 | 21,434 | 227 | 46 | 1,60,780 | N.A. | 0 | 27,285 | 117 | 27,402 | Nanded | | | | | |
| 0 | 1,73,570 | 15,335 | 45 | 64 | 1,89,014 | N.A. | 0 | 13,786 | 99 | 13,885 | Osmanabad | | | | | |
| 51 | 2,44,434 | 17,718 | 102 | 78 | 2,62,383 | N.A. | 0 | 17,537 | 7 | 17,544 | Latur | | | | | |
| 4 | 1,18,522 | 23,403 | 111 | 953 | 1,42,993 | N.A. | 48 | 14,788 | 172 | 15,008 | Buldhana | | | | | |
| 212 | 1,08,424 | 13,928 | 0 | 22 | 1,22,586 | N.A. | 0 | 7,185 | 72 | 7,257 | Akola | | | | | |
| 9 | 37,885 | 17,863 | 4,698 | 591 | 61,046 | N.A. | 0 | 3,462 | 8 | 3,470 | Washim | | | | | |
| 257 | 1,80,073 | 28,394 | 619 | 376 | 2,09,719 | N.A. | 0 | 15,649 | 309 | 15,958 | Amravati | | | | | |
| 21 | 1,69,427 | 22,677 | 603 | 188 | 1,92,916 | N.A. | 0 | 23,326 | 380 | 23,706 | Yavatmal | | | | | |
| 4 | 1,06,013 | 11,862 | 19 | 277 | 1,18,175 | N.A. | 0 | 6,431 | 44 | 6,475 | Wardha | | | | | |
| 0 | 2,35,681 | 40,259 | 498 | 4121 | 2,80,559 | N.A. | 0 | 10,644 | 1,780 | 12,424 | Nagpur | | | | | |
| 0 | 79,300 | 11,873 | 477 | 607 | 92,257 | N.A. | 0 | 4,949 | 1,584 | 6,533 | Bhandara | | | | | |
| 12 | 1,09,691 | 19,223 | 2,497 | 306 | 1,31,729 | N.A. | 0 | 9,147 | 1,078 | 10,225 | Gondiya | | | | | |
| 0 | 1,16,753 | 23,220 | 1,160 | 434 | 1,41,567 | N.A. | 0 | 11,801 | 428 | 12,229 | Chandrapur | | | | | |
| 48 | 1,05,541 | 57,367 | 54,028 | 285 | 2,17,269 | N.A. | 0 | 17,669 | 1,385 | 19,054 | Gadchiroli | | | | | |
| 2,034 | 63,49,155 | 14,50,465 | 1,18,249 | 24324 | 79,44,227 | N.A. | 186 | 4,29,448 | 70,126 | 4,99,760 | Maharashtra | | | | | |

तक्ता क्रमांक

| अ. क्र. Sr. No. | जिल्हे | फिरतीवर खच्चू केलेल्यांची संख्या Castrations performed on tour | | | | खालील वळूंच्या रेतनापासून कृत्रिम रेतन केलेल्या जनावरांची संख्या No. of animals inseminated by the semen of following bulls | | | | |
|-------------------------|-------------|---|-------------------|---------------|-----------------|--|----------------------------------|---------------------------------|----------------------------|------------------|
| | | अश्वजातीय Equine | गोजातीय Bovine | इतर Others | एकूण Total | विदेशी वळू Exotic bulls | संकरी वळू Crossbreed bulls | देशी वळू Indigenous bulls | महिष Buffaloes bulls | एकूण Total |
| (1) | (2) | (26) | (27) | (28) | (29) | (30) | (31) | (32) | (33) | (34) |
| 1 | मुंबई शहर | } | 0 | 0 | 0 | 0 | 0 | 0 | 0 | 0 |
| 2 | मुंबई उपनगर | | | | | | | | | |
| 3 | ठाणे | 0 | 15,137 | 3,869 | 19,006 | 7,753 | 4,039 | 539 | 12,106 | 24,437 |
| 4 | रायगड | 0 | 9,222 | 1,053 | 10,275 | 5,551 | 4,018 | 10 | 9,544 | 19,123 |
| 5 | रत्नागिरी | 0 | 6,645 | 604 | 7,249 | 7,899 | 7,137 | 132 | 5,781 | 20,949 |
| 6 | सिंधुदुर्ग | 0 | 5,077 | 1 | 5,078 | 5,737 | 4,469 | 0 | 8,243 | 18,449 |
| 7 | नाशिक | 0 | 30,343 | 864 | 31,207 | 54,695 | 54,863 | 4,677 | 19,410 | 1,33,645 |
| 8 | धुळे | 0 | 12,056 | 2,798 | 14,854 | 10,562 | 18,269 | 0 | 8,929 | 37,760 |
| 9 | नंदुरबार | 0 | 10,092 | 776 | 10,868 | 4,625 | 4,219 | 0 | 5,938 | 14,782 |
| 10 | जळगाव | 0 | 19,054 | 2,009 | 21,063 | 16,142 | 22,630 | 0 | 19,593 | 58,365 |
| 11 | अहमदनगर | 0 | 39,617 | 3,348 | 42,965 | 65,823 | 1,40,908 | 4,395 | 26,450 | 2,37,576 |
| 12 | पुणे | 0 | 12,015 | 2,971 | 14,986 | 14,327 | 1,80,385 | 18,497 | 47,930 | 2,61,139 |
| 13 | सातारा | 0 | 4,281 | 1,961 | 6,242 | 11,568 | 83,127 | 18,292 | 82,029 | 1,95,016 |
| 14 | सांगली | 28 | 2,397 | 1,985 | 4,410 | 644 | 77,329 | 19,215 | 1,22,896 | 2,20,084 |
| 15 | सोलापूर | 0 | 8,652 | 6,334 | 14,986 | 14,383 | 78,745 | 31,876 | 52,044 | 1,77,048 |
| 16 | कोल्हापूर | 0 | 5,525 | 5,023 | 10,548 | 53 | 46,783 | 7,061 | 98,627 | 1,52,524 |
| 17 | औरंगाबाद | 0 | 10,881 | 3 | 10,884 | 22,797 | 49,922 | 0 | 10,308 | 83,027 |
| 18 | जालना | 0 | 5,291 | 0 | 5,291 | 10,925 | 10,536 | 0 | 7,744 | 29,205 |
| 19 | परभणी | 0 | 4,319 | 0 | 4,319 | 1,445 | 2,041 | 15,218 | 11,297 | 30,001 |
| 20 | हिंगोली | 0 | 2,983 | 0 | 2,983 | 3,405 | 2,709 | 5,771 | 6,765 | 18,650 |
| 21 | बीड | 0 | 8,496 | 73 | 8,569 | 10,419 | 26,065 | 5,331 | 21,659 | 63,474 |
| 22 | नांदेड | 0 | 6,801 | 0 | 6,801 | 3,216 | 4,437 | 22,192 | 21,031 | 50,876 |
| 23 | उस्मानाबाद | 0 | 6,964 | 143 | 7,107 | 12,936 | 35,017 | 7,608 | 24,538 | 80,099 |
| 24 | लातूर | 0 | 13,021 | 0 | 13,021 | 2,195 | 9,554 | 35,872 | 42,444 | 90,065 |
| 25 | बुलढाणा | 0 | 9,202 | 173 | 9,375 | 12,099 | 11,445 | 1,467 | 15,727 | 40,738 |
| 26 | अकोला | 0 | 6,692 | 0 | 6,692 | 5,902 | 3,775 | 4,597 | 9,880 | 24,154 |
| 27 | वाशिम | 0 | 7,617 | 0 | 7,617 | 3,884 | 2,213 | 455 | 6,002 | 12,554 |
| 28 | अमरावती | 0 | 17,428 | 83 | 17,511 | 16,946 | 12,574 | 4,698 | 10,762 | 44,980 |
| 29 | यवतमाळ | 0 | 16,157 | 306 | 16,463 | 8,605 | 6,191 | 5,489 | 10,194 | 30,479 |
| 30 | वर्धा | 0 | 6,985 | 35 | 7,020 | 7,590 | 9,763 | 1,978 | 2,506 | 21,837 |
| 31 | नागपूर | 0 | 15,786 | 2,570 | 18,356 | 14,962 | 26,467 | 1,370 | 3,748 | 46,547 |
| 32 | भंडारा | 0 | 3,432 | 800 | 4,232 | 8,674 | 24,214 | 42 | 4,168 | 37,098 |
| 33 | गोंदिया | 0 | 9,290 | 1,146 | 10,436 | 7,317 | 6,961 | 1,378 | 3,049 | 18,705 |
| 34 | चंद्रपूर | 0 | 12,938 | 281 | 13,219 | 4,792 | 6,743 | 3,624 | 5,513 | 20,672 |
| 35 | गडचिरोली | 0 | 16,224 | 949 | 17,173 | 6,844 | 1,875 | 0 | 3,868 | 12,587 |
| महाराष्ट्र राज्य | | 28 | 3,60,620 | 40,158 | 4,00,806 | 3,84,715 | 9,79,423 | 2,21,784 | 7,40,723 | 23,26,645 |

आधार :- पशुसंवर्धन आयुक्त, महाराष्ट्र शासन, पुणे.

TABLE NO.14.5-contd.

| कृत्रिम रेतनाव्दारे जन्माला आलेली वासरे Calves born by artificial insemination | | | | केलेली एकूण लस टोचणी | |
|---|--------------------|-------------------------|-----------------|--------------------------------------|--------------------------------|
| संकरित Cross-breed | देशी Indigenous | महिष Buffaloes bulls | एकूण Total | Total Vaccinations carried out | Districts |
| (35) | (36) | (37) | (38) | (39) | (2) |
| 0 | 0 | 0 | 0 | 0 | Mumbai City Mumbai Suburban |
| 3,809 | 0 | 4,456 | 8,265 | 25,46,044 | Thane |
| 3,487 | 0 | 3,843 | 7,330 | 17,15,181 | Raigad |
| 5,483 | 65 | 2,321 | 7,869 | 21,55,047 | Ratnagiri |
| 3,720 | 0 | 2,826 | 6,546 | 19,10,343 | Sindhudurg |
| 33,858 | 1,750 | 5,238 | 40,846 | 47,45,592 | Nashik |
| 8,321 | 0 | 2,611 | 10,932 | 24,98,207 | Dhule |
| 2,790 | 0 | 1,975 | 4,765 | 16,34,842 | Nandurbar |
| 11,393 | 0 | 7,038 | 18,431 | 17,97,433 | Jalgaon |
| 79,059 | 1,786 | 8,421 | 89,266 | 57,34,334 | Ahmednagar |
| 63,833 | 6,037 | 16,186 | 86,056 | 29,69,866 | Pune |
| 35,525 | 7,704 | 28,577 | 71,806 | 28,13,164 | Satara |
| 26,322 | 6,466 | 38,055 | 70,843 | 31,85,408 | Sangli |
| 32,160 | 12,186 | 16,893 | 61,239 | 29,74,929 | Solapur |
| 18,532 | 2,221 | 33,740 | 54,493 | 23,73,098 | Kolhapur |
| 23,162 | 0 | 3,071 | 26,233 | 18,82,615 | Aurangabad |
| 6,746 | 0 | 2,225 | 8,971 | 11,05,612 | Jalna |
| 906 | 4,204 | 3,002 | 8,112 | 9,73,891 | Parbhani |
| 1,472 | 1,166 | 1,401 | 4,039 | 8,14,278 | Hingoli |
| 10,280 | 1,434 | 4,831 | 16,545 | 26,50,897 | Beed |
| 2,024 | 6,222 | 5,622 | 13,868 | 17,12,643 | Nanded |
| 13,768 | 2,697 | 5,980 | 22,445 | 15,74,493 | Osmanabad |
| 4,141 | 11,246 | 11,664 | 27,051 | 18,20,162 | Latur |
| 6,730 | 333 | 4,507 | 11,570 | 19,64,757 | Buldhana |
| 3,482 | 925 | 3,384 | 7,791 | 14,36,862 | Akola |
| 1,812 | 15 | 1,861 | 3,688 | 7,38,805 | Washim |
| 8,574 | 1,320 | 3,166 | 13,060 | 15,39,519 | Amravati |
| 3,509 | 1,113 | 2,456 | 7,078 | 20,07,158 | Yavatmal |
| 6,313 | 538 | 662 | 7,513 | 10,54,921 | Wardha |
| 15,707 | 227 | 1,190 | 17,124 | 19,51,297 | Nagpur |
| 13,197 | 10 | 1,595 | 14,802 | 9,90,833 | Bhandara |
| 5,020 | 267 | 1,089 | 6,376 | 14,48,544 | Gondiya |
| 4,367 | 1,006 | 2,008 | 7,381 | 13,09,297 | Chandrapur |
| 2,194 | 0 | 1,159 | 3,353 | 18,74,600 | Gadchiroli |
| 4,61,696 | 70,938 | 2,33,053 | 7,65,687 | 6,79,04,672 | Maharashtra State |

Source :- Commissioner of Animal Husbandry, Government of Maharashtra, Pune.

14. पशुसंवर्धन आणि दुग्धव्यवसाय / ANIMAL HUSBANDRY AND DAIRYING

तक्ता क्रमांक / TABLE No.14.6

पशुवैद्यकीय संस्थांची संख्या / Number of Veterinary Institutions
(2013-14)

| अ. क्र. Sr.No. | जिल्हे | पशुवैद्यकीय चिकित्सालये Veterinary Polyclinics | पशुवैद्यकीय रूग्णालये Veterinary Hospitals | पशुवैद्यकीय दवाखाने Veterinary Dispensaries | फिरते पशुवैद्यकीय दवाखाने Mobile Veterinary Clinics | | पशुवैद्यकीय सहाय्यक केंद्रे Veterinary Aid Centres | Districts |
|-------------------------|-------------|---|---|--|---|------------------|---|--------------------------|
| | | | | | राज्य State | स्थानिक Local | | |
| (1) | (2) | (3) | (4) | (5) | (6) | (7) | (8) | (2) |
| 1 | मुंबई शहर | 0 | 0 | 0 | 0 | 0 | 0 | Mumbai City |
| 2 | मुंबई उपनगर | 0 | | 0 | | | | Mumbai Suburban |
| 3 | ठाणे | 1 | 0 | 72 | 0 | 2 | 85 | Thane |
| 4 | रायगड | 1 | 0 | 39 | 0 | 1 | 73 | Raigad |
| 5 | रत्नागिरी | 1 | 0 | 27 | 0 | 2 | 126 | Ratnagiri |
| 6 | सिंधुदुर्ग | 1 | 0 | 24 | 0 | 7 | 70 | Sindhudurg |
| 7 | नाशिक | 1 | 0 | 107 | 0 | 2 | 148 | Nashik |
| 8 | धुळे | 1 | 0 | 43 | 0 | 1 | 69 | Dhule |
| 9 | नंदुरबार | 1 | 0 | 50 | 0 | 1 | 52 | Nandurbar |
| 10 | जळगाव | 1 | 0 | 89 | 0 | 1 | 97 | Jalgaon |
| 11 | अहमदनगर | 1 | 0 | 81 | 0 | 1 | 149 | Ahmednagar |
| 12 | पुणे | 1 | 0 | 113 | 0 | 2 | 208 | Pune |
| 13 | सातारा | 1 | 0 | 64 | 0 | 2 | 126 | Satara |
| 14 | सांगली | 1 | 0 | 87 | 0 | 1 | 64 | Sangli |
| 15 | सोलापूर | 1 | 0 | 126 | 0 | 0 | 82 | Solapur |
| 16 | कोल्हापूर | 1 | 0 | 96 | 0 | 2 | 79 | Kolhapur |
| 17 | औरंगाबाद | 1 | 0 | 43 | 0 | 0 | 78 | Aurangabad |
| 18 | जालना | 1 | 0 | 41 | 0 | 1 | 61 | Jalna |
| 19 | परभणी | 0 | 0 | 35 | 0 | 0 | 51 | Parbhani |
| 20 | हिंगोली | 1 | 0 | 26 | 0 | 0 | 41 | Hingoli |
| 21 | बीड | 1 | 0 | 61 | 0 | 1 | 98 | Beed |
| 22 | नांदेड | 1 | 0 | 79 | 0 | 1 | 103 | Nanded |
| 23 | उस्मानाबाद | 1 | 0 | 44 | 0 | 1 | 55 | Osmanabad |
| 24 | लातूर | 1 | 0 | 36 | 0 | 1 | 91 | Latur |
| 25 | बुलढाणा | 1 | 0 | 39 | 0 | 2 | 77 | Buldhana |
| 26 | अकोला | 1 | 0 | 33 | 0 | 1 | 40 | Akola |
| 27 | वाशिम | 1 | 0 | 20 | 0 | 0 | 36 | Washim |
| 28 | अमरावती | 1 | 0 | 74 | 0 | 2 | 91 | Amravati |
| 29 | यवतमाळ | 1 | 0 | 54 | 0 | 12 | 135 | Yavatmal |
| 30 | वर्धा | 1 | 0 | 31 | 0 | 1 | 77 | Wardha |
| 31 | नागपूर | 1 | 0 | 48 | 0 | 2 | 130 | Nagpur |
| 32 | भंडारा | 1 | 0 | 35 | 0 | 1 | 49 | Bhandara |
| 33 | गोंदिया | 1 | 0 | 55 | 0 | 1 | 50 | Gondiya |
| 34 | चंद्रपूर | 1 | 0 | 36 | 0 | 6 | 118 | Chandrapur |
| 35 | गडचिरोली | 1 | 0 | 108 | 0 | 7 | 39 | Gadchiroli |
| महाराष्ट्र राज्य | | 32 | 0 | 1,916 | 0 | 65 | 2,848 | Maharashtra State |

आधार :- पशुसंवर्धन आयुक्त, महाराष्ट्र शासन, पुणे.

Source :- Commissioner of Animal Husbandry, Government of Maharashtra, Pune.

14. पशुसंवर्धन आणि दुग्धव्यवसाय / ANIMAL HUSBANDRY AND DAIRYING

तक्ता क्रमांक / TABLE No.14.7

पशुसंवर्धनासंबंधीची संकीर्ण माहिती / Miscellaneous Statistics Related to Animal Husbandry
(2013-14)

| अ. क्र. Sr. No. | बाब (2) | संख्या Number (3) | Item (2) |
|-------------------------------|--|---------------------------------|--|
| I. पशुवैद्यकीय संस्था- | | Veterinary Institutions- | |
| 1 | पशुवैद्यकीय सर्व चिकित्सालये | 32 | Veterinary Polyclinics |
| 2 | पशुवैद्यकीय रूग्णालये | 0 | Veterinary Hospitals. |
| 3 | पशुवैद्यकीय दवाखाने | 1,916 | Veterinary Dispensaries. |
| 4 | फिरते पशुवैद्यकीय दवाखाने | 65 | Mobile Veterinary Clinics. |
| 5 | पशुवैद्यकीय सहाय्यक केंद्रे | 2,848 | Veterinary Aid Centres. |
| 6 | पशुवैद्यकीय जैव पदार्थ निर्मिती संस्था | 1 | Institute of Veterinary Biological Products. |
| 7 | राज्यस्तरीय रोग अन्वेषण प्रयोगशाळा | 1 | State level disease investigation section laboratory. |
| 8 | विभागीय रोग अन्वेषण प्रयोगशाळा | 7 | Regional level disease investigation section laboratory. |
| 9 | फिरती पशुरोगसाथ नियंत्रण केंद्रे | 0 | Mobile epizootic control units. |
| 10 | तपासणी चौक्या | 13 | Check posts. |
| 11 | दक्षता पथके | 0 | Vigilance units. |
| 12 | अनुवर्ती केंद्रे | 0 | Rinder posts follow up centres. |
| ii. पशु विकास- | | Cattle Development- | |
| 1 | विभागीय कृत्रिम रेतन केंद्रे | 0 | Regional Artificial Insemination Centres. |
| 2 | जिल्हा कृत्रिम रेतन केंद्रे | 33 | District Artificial Insemination Centres. |
| 3 | आधारभूत ग्राम केंद्र | 0 | Key Village Centres. |
| 4 | कृत्रिम रेतन उपकेंद्र- | | Artificial Insemination Sub-Centre. |
| | (अ) जिल्हा परिषदांखालील | 2,262 | (A) Under Zilla Parishads. |
| | (ब) आधारभूत ग्राम केंद्रांमधील | 0 | (B) Under Key Village Centres. |
| | (क) विभागीय कृत्रिम रेतन केंद्रांमधील | 0 | (C) Under Regional Artificial Insemination Centres. |
| 5 | पशुपैदास केंद्रे | 8 | Cattle breeding farms. |
| 6 | कृत्रिम रेतन तंत्राविषयी प्रशिक्षण केंद्रे | 1 | Training Centres in Artificial insemination Technique. |
| 7 | पशुधन पर्यवेक्षकांसाठी पदविका अभ्यासक्रम. | 0 | Diploma Course for Livestock Supervisory. |
| iii. कुक्कुट विकास- | | Poultry Development- | |
| 1 | अंडी उबविण्याची व कुक्कुट पैदास केंद्रे | 4 | Central Hatcheries and Poultry breeding farms. |
| 2 | कुक्कुट विस्तार केंद्रे | 2 | Poultry extension Centres. |
| 3 | सधन कुक्कुट सुधार गट | 16 | Intensive Poultry Development blocks. |
| 4 | बदक पैदास केंद्रे | 1 | Duck Breeding Farm. |

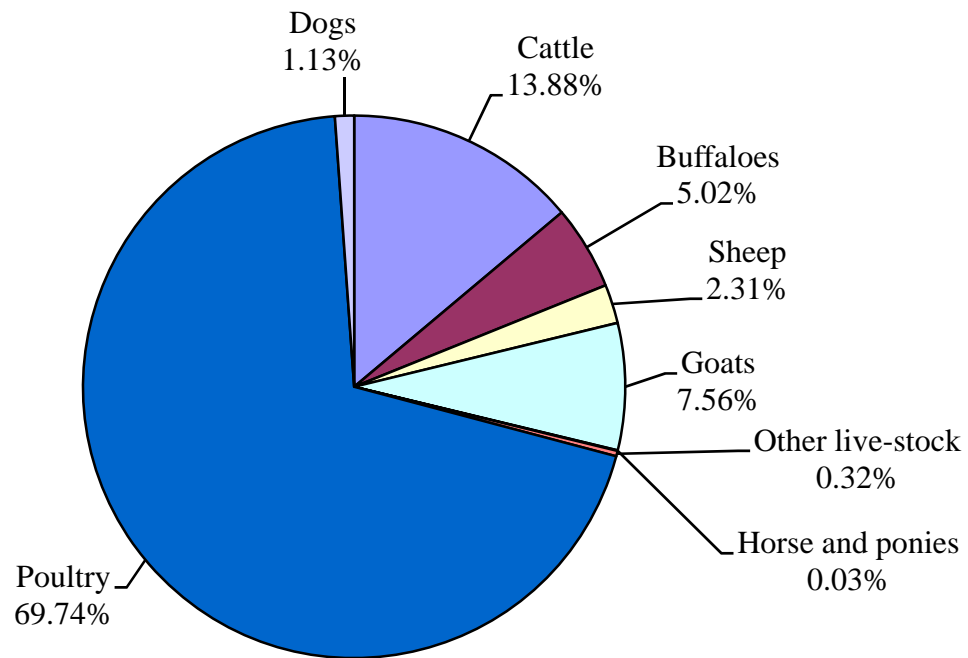
तक्ता क्रमांक / TABLE NO.14.7-contd.

| (1) | (2) | (3) | (2) |
|-----|---|-----|--|
| | iv. मेष विकास- | | Sheep Development- |
| 1 | मेष पैदास केंद्र (महाराष्ट्र मेष विकास महामंडळाखालील) | 6 | Sheep Breeding Farms (With Maharashtra Sheep Development Corporation). |
| 2 | शेळी पैदास केंद्र | 8 | Goat Breeding Farms. |
| 3 | लोकर विश्लेषण प्रयोगशाळा | 1 | Wool Analysis Laboratory. |
| | v. संशोधन योजना - | | Research Scheme- |
| 1 | जनावरांच्या लाळया व खुरकत रोगांवरील संसर्ग शास्त्राभ्यासास अखिल भारतीय समन्वित प्रकल्प. | 1 | All India Co-ordinate Research Project for epidemiological studies of foot and mouth diseases. |
| | vi. इतर संस्था - | | Other Institutions- |
| 1 | पशुपोषण खाद्य केंद्र | 0 | Animal Nutrition Centre. |
| 2 | गुण नियंत्रण योजना | 1 | Quality Control Scheme. |
| 3 | सूक्ष्मजीव शास्त्रज्ञांचे कार्यालय | 0 | Office of the Microbiologist. |

आधार :- पशुसंवर्धन आयुक्त, महाराष्ट्र शासन, पुणे.

Source :- The Commissioner of Animal Husbandry, Government of Maharashtra, Pune.

Table No. 14.1
Livestock in 2012



१५. वनशास्त्र व लाकूडतोड

१५.१. वनक्षेत्र व वनापासून मिळणारे प्रमुख व गौण उत्पादन यांची आकडेवारी या विभागात दिली आहे.

१५.२. राज्यातील वन विभाग व महसूल विभागाच्या अधिपत्याखालील वनक्षेत्रासंबंधी वेगवेगळी माहिती दिली आहे. वनक्षेत्राचे राखीव, संरक्षित व अवर्गीकृत असे कायदेशीरदृष्ट्या वर्गीकरण केले आहे. हे कायदेशीरदृष्ट्या केलेले वर्गीकरण १९२७ च्या “भारतीय वन कायदा, सोळा” नुसार केले आहे. राखीव वनक्षेत्रात मुख्यतः इमारतीच्या लाकडाचे उत्पादन करण्यात येत असून ह्यात चरणे किंवा मशागत करणे ह्यास परवानगी दिली जात नाही. संरक्षित वनक्षेत्रात चरणे आणि मशागत करणे यावर इतके कडक निर्बंध नसून काही मर्यादित निर्बंधासह परवानगी देण्यात येते. अवर्गीकृत वनक्षेत्र म्हणजे दुर्गम किंवा अव्याप्त वनक्षेत्र समजण्यात येते. शासनाने स्थानिक संस्थांकडून किंवा खाजगी व्यक्तींकडून व्यवस्थापनासाठी घेतलेले वनक्षेत्र करारावरील म्हणून ओळखले जाते. या विभागामध्ये देण्यात आलेल्या वनक्षेत्राची आकडेवारी शेती विभागाच्या “जमिनीचा वापर” ह्या तक्त्यातील वनक्षेत्राच्या आकडेवारीशी जुळणार नाही. हा फरक खालील कारणांमुळे दिसून येतो :-

(१) भारतीय वन सांख्यिकीत वन विभागाच्या अधिपत्याखालील वृक्षांनी न आच्छादलेल्या क्षेत्रासह सर्व क्षेत्र वनक्षेत्र म्हणून समजले जाते तर कृषि सांख्यिकीत त्यांचे प्रत्यक्ष वापरानुसार वर्गीकरण केले जाते.

(२) वन विभागाची माहिती विशिष्ट प्रशासकीय कारणासाठी व वनक्षेत्राची मालकी ठरविण्याच्या दृष्टीने उपयुक्त ठरते. जमिनीच्या वापरासंबंधी सांख्यिकीसाठी वनक्षेत्राचा प्रत्यक्ष वापर कसा होतो हे कृषि खात्याच्या दृष्टीने जितके महत्वाचे आहे तेवढे वन विभागाच्या दृष्टीने नाही.

(३) वन विभागाची माहिती आर्थिक वर्षानुसार उपलब्ध असते तर कृषि विभागाची कृषि वर्षानुसार असते. प्रमुख व गौण वनोत्पादनाची आकडेवारी वन विभागाच्या अधिपत्याखाली वनक्षेत्राशीच संबंधित आहे.

15. FORESTRY AND LOGGING

15.1 Data on area under forest and major & minor forest produce are given in the tables in this section.

15.2 Information regarding forest under the control of the State's Forest Department and those under the control of the State's Revenue Department is shown separately. The areas under forests are classified according to legal status into reserved forest, protected forests and unclassified forests. The legal status refers to classification of forests under the Indian Forest Act, 1927 (XVI of 1927). Reserved Forests are those that are intended mainly for timber production and in which rights of grazing and cultivation are seldom allowed. In protected forests, the restrictions are not so rigid as grazing or cultivation is allowed but certain limitations and restrictions are imposed. The unclassified forest refers to the inaccessible forest or unoccupied waste. The forests which are taken by Government from local bodies or private individuals for management on lease basis are called 'leased forests'. The forest area shown in tables in this section may not tally with the area under "forest" shown in table on land utilisation in agriculture section. The two sets of figures differ due to the following reasons:-

(i) In the Indian Forests Statistics the whole area including non-wooded area under the control of Forest Department is taken as area under forests while in Agricultural Statistics, it is classified according to its actual utilisation.

(ii) The Forest Department Return are meant to serve a definite administrative purpose and indicate the ownership of the forest area; the actual utilisation of these areas is not so important from their point of view as it is in the land utilisation statistics for Agricultural Department.

(iii) The Forest Department Returns relate to financial years and Agricultural Statistics relate to the agricultural years. the figures of production of major and minor forest produce refer to the areas under the control of Forest Department only.

15. वनशास्त्र व लाकूडतोड / FORESTRY AND LOGGING
तक्ता क्रमांक / TABLE NO. 15.1
मालकीनुसार वनक्षेत्र / Area under Forest Classified by Ownership
(2013-14)

(क्षेत्र चौ. कि. मी. मध्ये / Area in Sq. Km.)

| अ. क्र. / Sr.No | वर्ष / Year / जिल्हे | भौगोलिक क्षेत्र / Geographical area | राज्य वने / State Forest | महामंडळ / Corporation | खाजगी वने / Private Forest | एकूण वने / Total Forest | एकूण वन क्षेत्राशी राज्य वन क्षेत्राची टक्केवारी / Percentage of State forest area to total forest area | राज्य वन क्षेत्राची एकूण भौगोलिक क्षेत्राशी टक्केवारी / Percentage of State forest area to Geographical total area of the State | District |
|-----------------|----------------------|-------------------------------------|--------------------------|-----------------------|----------------------------|-------------------------|---|---|-----------------|
| (1) | (2) | (3) | (4) | (5) | (6) | (7) | (8) | (9) | (2) |
| 1 | 1970-71 | -- | 62,331 | 205 | .. | 62,516 | 99.67 | 20.25 | |
| 2 | 1980-81 | -- | 61,373 | 1,255 | 1,696 | 64,224 | 95.40 | 19.91 | |
| 3 | 1990-91 | -- | 60,747 | 2,096 | 1,015 | 63,798 | 95.22 | 19.74 | |
| 4 | 2000-01 | -- | 57,687 | 3,734 | 612 | 62,033 | 100.00 | 20.16 | |
| 5 | 2010-11 | -- | 56,721 | 4,000 | 618 | 61,339 | 100.00 | 19.94 | |
| 6 | 2011-12 | 3,07,713 | 56,833 | 3,926 | 599 | 61,358 | 92.63 | 18.48 | |
| 7 | 2012-13 | 3,07,713 | 57,044 | 3,603 | 721 | 61,369 | 92.95 | 18.54 | |
| 1 | मुंबई शहर | 157 | 1.74 | 0 | 0 | 1.74 | 100.00 | 0.00 | Mumbai City |
| 2 | मुंबईउपनगर | 446 | 38.09 | 0 | 0 | 38.09 | 100.00 | 0.01 | Mumbai Suburban |
| 3 | ठाणे | 9,558 | 3,411.93 | 443.58 | 71.11 | 3,926.62 | 86.89 | 1.11 | Thane |
| 4 | रायगड | 7,152 | 1,635.58 | 0 | 127.65 | 1,763.23 | 92.76 | 0.53 | Raigad |
| 5 | रत्नागिरी | 8,208 | 70.5 | 0 | 1.78 | 72.28 | 97.54 | 0.02 | Ratnagiri |
| 6 | सिंधुदुर्ग | 5,207 | 411.74 | 0 | 143.92 | 555.66 | 74.10 | 0.13 | Sindhudurg |
| 7 | नाशिक | 15,530 | 2,911.95 | 420.75 | 111.74 | 3,444.44 | 84.54 | 0.95 | Nashik |
| 8 | धुळे | 7,189 | 2,088.88 | 0 | 0 | 2,088.88 | 100.00 | 0.68 | Dhule |
| 9 | नंदुरबार | 5,961 | 1,808.06 | 158.93 | 418.22 | 2,385.21 | 75.80 | 0.59 | Nandurbar |
| 10 | जळगाव | 11,765 | 1,999.18 | 0 | 0 | 1,999.18 | 100.00 | 0.65 | Jalgaon |
| 11 | अहमदनगर | 17,048 | 1,901.45 | 0 | 0 | 1,901.45 | 100.00 | 0.62 | Ahmednagar |
| 12 | पुणे | 15,643 | 2,017.87 | 0 | 136.46 | 2,154.33 | 93.67 | 0.66 | Pune |
| 13 | सातारा | 10,480 | 1,523.58 | 0 | 68.84 | 1,592.42 | 95.68 | 0.50 | Satara |
| 14 | सांगली | 8,572 | 544.27 | 0 | 8.03 | 552.3 | 98.55 | 0.18 | Sangli |
| 15 | सोलापूर | 14,895 | 325.91 | 0 | 0 | 325.91 | 100.00 | 0.11 | Solapur |
| 16 | कोल्हापूर | 7,685 | 1,669.89 | 0 | 72.92 | 1,742.81 | 95.82 | 0.54 | Kolhapur |
| 17 | औरंगाबाद | 10,107 | 925.84 | 0 | 0 | 925.84 | 100.00 | 0.30 | Aurangabad |
| 18 | जालना | 7,718 | 101.9 | 0 | 0 | 101.9 | 100.00 | 0.03 | Jalna |
| 19 | परभणी | 6,355 | 101.8 | 0 | 0 | 101.8 | 100.00 | 0.03 | Parbhani |
| 20 | हिंगोली | 4,686 | 290.81 | 0 | 0 | 290.81 | 100.00 | 0.09 | Hingoli |
| 21 | बीड | 10,693 | 259.66 | 0 | 0 | 259.66 | 100.00 | 0.08 | Beed |

तक्ता क्रमांक / TABLE NO. 15.1 contd...

| (1) | (2) | (3) | (4) | (5) | (6) | (7) | (8) | (9) | (2) |
|-----|-------------------------|-----------------|------------------|-----------------|-----------------|------------------|--------------|--------------|--------------------------|
| 22 | नांदेड | 10,528 | 1,126.03 | 173.63 | 0 | 1,299.66 | 86.64 | 0.37 | Nanded |
| 23 | उस्मानाबाद | 7,569 | 71.96 | 0 | 0 | 71.96 | 100.00 | 0.02 | Osmanabad |
| 24 | लातूर | 7,157 | 39.87 | 0 | 0 | 39.87 | 100.00 | 0.01 | Latur |
| 25 | बुलढाणा | 9,661 | 1,171.36 | 0 | 0 | 1,171.36 | 100.00 | 0.38 | Buldhana |
| 26 | अकोला | 5,390 | 498.43 | 0 | 0.59 | 499.02 | 99.88 | 0.16 | Akola |
| 27 | वाशिम | 5,184 | 330.95 | 0 | 0 | 330.95 | 100.00 | 0.11 | Washim |
| 28 | अमरावती | 12,210 | 3,487.34 | 0 | 0 | 3,487.34 | 100.00 | 1.13 | Amravati |
| 29 | यवतमाळ | 13,582 | 2,738.8 | 256.744 | 0 | 2,995.544 | 91.43 | 0.89 | Yavatmal |
| 30 | वर्धा | 6,309 | 1,089.84 | 0 | 0 | 1,089.84 | 100.00 | 0.35 | Wardha |
| 31 | नागपूर | 9,892 | 2,240.23 | 311.47 | 0.76 | 2,552.46 | 87.77 | 0.73 | Nagpur |
| 32 | भंडारा | 3,588 | 1,254.53 | 98.54 | 0.37 | 1,353.439 | 92.69 | 0.41 | Bhandara |
| 33 | गोंदिया | 5,733 | 2,394.45 | 327.31 | 0 | 2,721.763 | 87.97 | 0.78 | Gondiya |
| 34 | चंद्रपूर | 11,443 | 4,027.1 | 881.01 | 0 | 4,908.11 | 82.05 | 1.31 | Chandrapur |
| 35 | गडचिरोली | 14,412 | 12,315.11 | 518.23 | 0 | 12,833.34 | 95.96 | 4.00 | Gadchiroli |
| | महाराष्ट्र राज्य | 3,07,713 | 56,826.63 | 3,590.20 | 1,162.39 | 61,579.22 | 92.28 | 18.47 | Maharashtra State |

P:- अस्थायी / Provisional

आधार :- मुख्य वन संरक्षक, महाराष्ट्र शासन, नागपूर.

Source :- Chief Conservator of Forest, Government of Maharashtra, Nagpur.

15. वनशास्त्र व लाकूडतोड / FORESTRY AND LOGGING
तक्ता क्रमांक / TABLE NO. 15.2
प्रमुख वनोत्पादने आणि मूल्य / Quantity and Value of Major Forest Produce
(2013-14)

(मूल्य " 000 " रुपये / Value in " 000 " Rs.)

| अ. क्र. Sr.No | वर्ष / जिल्हे Year/Districts | राज्यवने / State Forest | | | | | | जिल्हा District |
|------------------|---------------------------------|-------------------------|----------------|-------------------------|----------------|---------------------|----------------|--------------------|
| | | इमारती लाकूड Timber | | जळाऊ लाकूड Fire Wood | | एकूण Total | | |
| | | उत्पादन Quantity | मूल्य Value | उत्पादन Quantity | मूल्य Value | उत्पादन Quantity | मूल्य Value | |
| (1) | (2) | (3) | (4) | (5) | (6) | (7) | (8) | (2) |
| 1 | 1960-61 | 303 | 38,970 | 1,732 | 10,902 | 2,035 | 49,872 | |
| 2 | 1970-71 | 540 | 85,540 | 1,609 | 15,358 | 2,149 | 1,00,898 | |
| 3 | 1980-81 | 296 | 2,91,259 | 1,148 | 63,689 | 1,444 | 3,54,948 | |
| 4 | 1990-91 | 100 | 3,76,978 | 205 | 36,425 | 305 | 4,13,403 | |
| 6 | 2000-01 | 56 | 4,87,240 | 152 | 62,345 | 208 | 5,49,585 | |
| 7 | 2010-11 | 89 | 18,33,482 | 184 | 2,82,943 | 274 | 21,16,425 | |
| 8 | 2011-12 | 77 | 18,01,656 | 214 | 4,25,702 | 291 | 22,27,358 | |
| 9 | 2012-13 | 41 | 9,90,295 | 103 | 1,92,152 | 144 | 11,82,447 | |
| 1 | मुंबई शहर | 0.00 | 0 | 0.00 | 0 | 0.00 | 0 | Mumbai City |
| 2 | मुंबईउपनगर | 0.00 | 0 | 0.00 | 0 | 0.00 | 0 | Mumbai Suburban |
| 3 | ठाणे | 2.59 | 11,705 | 0.86 | 2,453 | 3.45 | 14,158 | Thane |
| 4 | रायगड | 0.11 | 238 | 0.13 | 272 | 0.24 | 510 | Raigad |
| 5 | रत्नागिरी | 0.02 | 97 | 0.32 | 86 | 0.34 | 183 | Ratnagiri |
| 6 | सिंधुदुर्ग | 0.24 | 706 | 0.12 | 99 | 0.36 | 805 | Sindhudurg |
| 7 | नाशिक | 0.16 | 3,220 | 0.24 | 284 | 0.40 | 3504 | Nashik |
| 8 | धुळे | 0.00 | 9 | 0.02 | 9 | 0.02 | 18 | Dhule |
| 9 | नंदुरबार | 0.09 | 1,280 | 0.23 | 115 | 0.33 | 1,395 | Nandurbar |
| 10 | जळगाव | 1.55 | 5,055 | 0.28 | 251 | 1.83 | 5,306 | Jalgaon |
| 11 | अहमदनगर | 0.00 | 0 | 0.18 | 83 | 0.18 | 83 | Ahmednagar |
| 12 | पुणे | 0.16 | 289 | 0.16 | 175 | 0.32 | 464 | Pune |
| 13 | सातारा | 0.05 | 122 | 0.57 | 373 | 0.62 | 495 | Satara |
| 14 | सांगली | 0.00 | 0 | 0.00 | 0 | 0.00 | 0 | Sangli |
| 15 | सोलापूर | 0.00 | 0 | 0.00 | 0 | 0.00 | 0 | Solapur |
| 16 | कोल्हापूर | 0.22 | 1,009 | 2.64 | 1,736 | 2.86 | 2,745 | Kolhapur |
| 17 | औरंगाबाद | 0.02 | 1,023 | 0.02 | 154 | 0.04 | 1,177 | Aurangabad |
| 18 | जालना | 0.00 | 0 | 0.00 | 0 | 0.00 | 0 | Jalna |
| 19 | परभणी | Negl | Negl | 0.00 | 0 | 0.00 | 0 | Parbhani |
| 20 | हिंगोली | 0.02 | 198 | 0.03 | 14 | 0.05 | 212 | Hingoli |
| 21 | बीड | Negl | Negl | 0.00 | 0 | 0.00 | 0 | Beed |

तक्ता क्रमांक / TABLE NO. 15.2 contd...

| (1) | (2) | (3) | (4) | (5) | (6) | (7) | (8) | (2) |
|-------------------------|------------|--------------|------------------|--------------|-----------------|---------------|------------------|--------------------------|
| 22 | नांदेड | 0.28 | 6,902 | 0.00 | 4 | 0.28 | 6,906 | Nanded |
| 23 | उस्मानाबाद | NegI | 6 | 0.00 | 0 | 0.00 | 6 | Osmanabad |
| 24 | लातूर | 0.00 | 0 | 0.00 | 0 | 0.00 | 0 | Latur |
| 25 | बुलढाणा | 0.09 | 594 | 0.01 | 25 | 0.10 | 619 | Buldhana |
| 26 | अकोला | 0.54 | 13,519 | 0.35 | 857 | 0.89 | 14,376 | Akola |
| 27 | वाशिम | 0.00 | 0 | 0.00 | 0 | 0.00 | 0 | Washim |
| 28 | अमरावती | 5.47 | 2,28,638 | 3.20 | 7,455 | 8.67 | 2,36,093 | Amravati |
| 29 | यवतमाळ | 6.37 | 1,33,027 | 1.53 | 3,752 | 7.90 | 1,36,779 | Yavatmal |
| 30 | वर्धा | 1.96 | 52,257 | 2.81 | 14,320 | 4.77 | 66,577 | Wardha |
| 31 | नागपूर | 1.99 | 34,029 | 3.02 | 8,999 | 5.01 | 43,028 | Nagpur |
| 32 | भंडारा | 1.14 | 12,525 | 7.80 | 21,974 | 8.94 | 34,499 | Bhandara |
| 33 | गोंदिया | 0.45 | 6,635 | 6.47 | 7,575 | 6.92 | 14,210 | Gondiya |
| 34 | चंद्रपूर | 6.04 | 1,39,373 | 12.85 | 94,453 | 18.89 | 2,33,826 | Chandrapur |
| 35 | गडचिरोली | 36.50 | 14,18,687 | 54.07 | 2,11,860 | 90.57 | 16,30,547 | Gadchiroli |
| महाराष्ट्र राज्य | | 66.06 | 20,71,143 | 97.92 | 3,77,378 | 163.98 | 24,48,521 | Maharashtra State |

आधार :- मुख्य वन संरक्षक, महाराष्ट्र शासन, नागपूर.

Source :- Chief Conservator of Forest, Government of Maharashtra, Nagpur.

15. वनशास्त्र व लाकूडतोड / FORESTRY AND LOGGING

तक्ता क्रमांक / TABLE NO. 15.3

आगी आणि गुरांपासून संरक्षित वनक्षेत्र / Forest area Protected from Fire and Cattle Grazing
(2013-14)

| अ. क्र. Sr.No | वर्ष Year | एकूण वनक्षेत्र (चौ. कि. मी.) Total Forest Area (sq.Kms.) | आगीपासून संरक्षण (चौ. कि. मी.) Protection against fire (sq.Kms.) | | आगीपासून सुरक्षित वन क्षेत्राची एकूण वन क्षेत्राशी टक्केवारी Percentage of Fire protected Forests area to total Forest area | चराईपासून संरक्षण / Protection against grazing | | | |
|------------------|--------------|--|---|----------------------|---|---|---|---|---|
| | | | प्रयत्न Attempted | संरक्षण Protected | | आग विझविण्यासाठी आलेला खर्च (₹) Cost of Fire on extinguishing operation (₹) | चराईसाठी बंद केलेले क्षेत्र (चौ.कि.मी.) Area closed for grazing (sq.Kms.) | चराईसाठी वर्षभर खुले क्षेत्र (चौ.कि.मी.) Area open to Grazing throughout the year (sq.Kms.) | वर्षाच्या काही काळासाठी चराईसाठी ठेवलेले क्षेत्र (चौ. कि. मी.) Area open to grazing for some part of the year (sq. Kms.) |
| (1) | (2) | (3) | (4) | (5) | (6) | (7) | (8) | (9) | (10) |
| 1 | 1960-61 | 56,949 | 53,093 | 52,456 | 92.00 | N.A. | N.A. | N.A. | N.A. |
| 2 | 1970-71 | 56,191 | 56,191 | 55,700 | 99.00 | N.A. | N.A. | N.A. | N.A. |
| 3 | 1980-81 | 56,134 | 50,790 | 50,543 | 90.00 | 29,96,860 | 10,325 | 45,282 | 2,091 |
| 4 | 1990-91 | 55,502 | 55,577 | 55,111 | 99.16 | 2,71,45,208 | 13,053 | 42,110 | 613 |
| 5 | 2000-01 P | 57,687 | 54,982 | 54,187 | 98.55 | 2,80,29,348 | 18,472 | 37,174 | 610 |
| 6 | 2010-11 | 61,339 | 55,378 | 54,992 | 99.30 | 15,92,69,625 | 21,318 | 32,202 | 2,586 |
| 7 | 2011-12 | 61,358 | 55,313 | 54,759 | 98.64 | 19,77,01,968 | 22,811 | 31,484 | 2,033 |
| 8 | 2012-13 | 61,369 | 56,202 | 55,829 | 99.34 | 16,98,49,628 | 24,778 | 32,247 | 2,013 |
| 9 | 2013-14 | 61,579 | 57,135 | 56,969 | 99.71 | 17,49,53,218 | 24,309 | 30,611 | 2,317 |

टीप / Notes :- N.A. उपलब्ध नाही / Not available. P:- अस्थायी / Provisional

आधार :- मुख्य वन संरक्षक, महाराष्ट्र शासन, नागपूर. / Source :- Chief Conservator of Forest, Government of Maharashtra, Nagpur.

15. वनशास्त्र व लाकूडतोड / FORESTRY AND LOGGING

तक्ता क्रमांक / TABLE NO. 15.4

महत्वाच्या जातींच्या झाडांच्या लागवडीचे क्षेत्र / Area under Plantation of Important Species
(2013-14)

| अ. क्र. Sr.No | वर्ष Year | (लागवड हेक्टरात / Plantation in Hectare) (वनरोपण चौ. कि. मी. / Afforestation in Sq. Km.) | | | | | | | एकूण Total |
|------------------|--------------|--|-----------------|-------------|---------------|--------------------|-------------|----------------------|---------------|
| | | निलगिरी Eucalyptus | सिसम Shisham | साग Teak | किकर Kikar | मलबेरी Mallbery | चील Chil | इतर Miscellaneous | |
| (1) | (2) | (3) | (4) | (5) | (6) | (7) | (8) | (9) | (10) |
| 1 | 1960-61 | .. | .. | .. | .. | .. | .. | 4,888 | 4,888 |
| 2 | 1970-71 | .. | .. | 3,567 | .. | .. | .. | 11,396 | 14,963 |
| 3 | 1980-81 | 41 | .. | 5,151 | .. | .. | .. | 37,043 | 42,235 |
| 4 | 1990-91 | .. | .. | 1,728 | .. | .. | .. | 78,224 | 79,952 |
| 5 | 2000-01 | .. | .. | 1,783 | .. | .. | .. | 58,865 | 60,648 |
| 6 | 2010-11 | .. | .. | 708 | .. | .. | .. | 29,541 | 30,249 |
| 7 | 2011-12 | 0 | 0 | 732 | 0 | 0 | 0 | 30,676 | 31,407 |
| 8 | 2012-13 | 0 | 0 | 1,687 | 0 | 0 | 0 | 64,280 | 65,967 |
| 9 | 2013-14 | 0 | 0 | 1,395 | 0 | 0 | 0 | 53,333 | 54,728 |

आधार :- मुख्य वन संरक्षक, महाराष्ट्र शासन, नागपूर. /

Source :- Chief Conservator of Forest, Government of Maharashtra, Nagpur.

15. वनशास्त्र व लाकूडतोड / FORESTRY AND LOGGING
तक्ता क्रमांक / TABLE NO. 15.5
वनांपासून महसूल व वनांवरील खर्च / Revenue From and Expenditure on Forests
(2013 -14)

(मूल्य लाख रूपये / Value in lakhs Rs.)

| अ. क्र. | वर्ष | वनांपासून एकूण महसूल Gross Revenue from forests | | | | वनांवरील खर्च Expenditure on forests | | | | शिल्लक असलेली निव्वळ महसूल सूट Net Revenue i.e. Surplus (+) Deficit (-) | | | |
|---------|-----------|--|-------------|----------------|--------|---|-------------|----------------|----------|--|-------------|----------------|-------------|
| | | वन विभाग | वन मंडळ | खाजगी वन | एकूण | वन विभाग | वन मंडळ | खाजगी वन | एकूण | वन विभाग | वन मंडळ | खाजगी वन | एकूण |
| Sr.No | Year | Forest Dept. | Corporation | Private Forest | Total | Forest Dept. | Corporation | Private Forest | Total | Forest Dept. | Corporation | Private Forest | Total |
| (1) | (2) | (3) | (4) | (5) | (6) | (7) | (8) | (9) | (10) | (11) | (12) | (13) | (14) |
| 1 | 1960-61 | 487 | .. | .. | 487 | 218 | .. | .. | 218 | 269 | .. | .. | 269 |
| 2 | 1970-71 | 1,062 | 102 | .. | 1,164 | 943 | 85 | .. | 1,028 | 119 | 17 | .. | 136 |
| 3 | 1980-81 | 4,194 | 1,539 | .. | 5,733 | 2,617 | 817 | .. | 3,434 | 1,577 | 722 | .. | 2,299 |
| 4 | 1990-91 | 14,059 | 1,637 | .. | 15,696 | 12,889 | 1383 | .. | 14,272 | 1,170 | 254 | .. | 1,424 |
| 5 | 2000-01 P | 13,723 | .. | .. | 13,723 | 30,960 | 145 | .. | 31,105 | (-17,237) | (-) 145 | .. | (-) 17,382 |
| 6 | 2010-11 | 24,505 | 0 | 0 | 24,505 | 91,680 | 0 | 0 | 91,680 | 0 | 0 | 0 | (-) 67,175 |
| 7 | 2011-12 | 26,334 | 0 | 0 | 26,334 | 1,12,017 | 0 | 0 | 1,12,017 | 0 | 0 | 0 | (-) 85,683 |
| 8 | 2012-13 | 25,186 | 0 | 0 | 25,186 | 1,33,197 | 0 | 0 | 1,33,197 | 0 | 0 | 0 | (-)1,08,011 |
| 9 | 2013-14 | 18,496 | 0 | 0 | 18,496 | 1,54,530 | 0 | 0 | 1,54,530 | 0 | 0 | 0 | (-)1,36,034 |

P: अस्थायी / Provisional

आधार : मुख्य वन संरक्षक, महाराष्ट्र शासन, नागपूर

Source : Chief Conservator of Forest, Government of Maharashtra, Nagpur.

15. वनशास्त्र व लाकूडतोड /
तक्ता क्रमांक /
निरनिराळ्या प्रकारच्या वनांखालील क्षेत्र /
(2013-

| अ. क्र. Sr.No | जिल्हे | वन विभाग / Forest Department | | | | महसूल विभाग / Revenue Department | | | |
|------------------|-------------------------|------------------------------|-----------------------|---|------------------|----------------------------------|-----------------------|---|-----------------|
| | | राखीव Reserved | संरक्षित Protected | अवर्गीकृत व पट्टयाने दिलेले Unclassified and Leased | एकूण Total | राखीव Reserved | संरक्षित Protected | अवर्गीकृत व पट्टयाने दिलेले Unclassified and Leased | एकूण Total |
| (1) | (2) | (3) | (4) | (5) | (6) | (7) | (8) | (9) | (10) |
| 1 | मुंबई शहर | 0 | 1.74 | 0 | 1.74 | 0 | 0 | 0 | 0 |
| 2 | मुंबई उपनगर | 0 | 38.07 | 0.02 | 38.09 | 0 | 0 | 0 | 0 |
| 3 | ठाणे | 2,379.2 | 982.71 | 36.05 | 3,397.96 | 0 | 6.24 | 7.73 | 13.97 |
| 4 | रायगड | 1,282.23 | 134.65 | 169.7 | 1,586.58 | 12.41 | 36.59 | 0 | 49 |
| 5 | रत्नागिरी | 45.8 | 0.03 | 22.82 | 68.65 | 0 | 0 | 1.85 | 1.85 |
| 6 | सिंधुदुर्ग | 20.05 | 0 | 391.69 | 411.74 | 0 | 0 | 0 | 0 |
| 7 | नाशिक | 2,641.71 | 249.88 | 7.13 | 2,898.72 | 13.23 | 0 | 0 | 13.23 |
| 8 | धुळे | 1,986.19 | 4.86 | 34.25 | 2,025.3 | 63.58 | 0 | 0 | 63.58 |
| 9 | नंदुरबार | 1,591.56 | 46.41 | 164.68 | 1,802.65 | 5.41 | 0 | 0 | 5.41 |
| 10 | जळगाव | 1,933.05 | 2.44 | 35.24 | 1,970.73 | 28.45 | 0 | 0 | 28.45 |
| 11 | अहमदनगर | 1,491.72 | 25.73 | 38.66 | 1,556.11 | 340.09 | 0 | 5.25 | 345.34 |
| 12 | पुणे | 1,605.02 | 0.13 | 208.88 | 1,814.03 | 203.84 | 0 | 0 | 203.84 |
| 13 | सातारा | 1,353.96 | 48.51 | 96.32 | 1,498.79 | 24.79 | 0 | 0 | 24.79 |
| 14 | सांगली | 438.72 | 0.1 | 96.79 | 535.61 | 8.66 | 0 | 0 | 8.66 |
| 15 | सोलापूर | 214.76 | 0 | 81.09 | 295.85 | 30.06 | 0 | 0 | 30.06 |
| 16 | कोल्हापूर | 572.01 | 368.96 | 725.71 | 1,666.68 | 0.52 | 1.33 | 1.36 | 3.21 |
| 17 | औरंगाबाद | 820.1 | 53.91 | 51.83 | 925.84 | 0 | 0 | 0 | 0 |
| 18 | जालना | 83.61 | 12.36 | 5.93 | 101.9 | 0 | 0 | 0 | 0 |
| 19 | परभणी | 82.26 | 0 | 19.54 | 101.8 | 0 | 0 | 0 | 0 |
| 20 | हिंगोली | 249.39 | 2.25 | 39.17 | 290.81 | 0 | 0 | 0 | 0 |
| 21 | बीड | 199.31 | 38.65 | 21.7 | 259.66 | 0 | 0 | 0 | 0 |
| 22 | नांदेड | 912.87 | 33.55 | 179.61 | 1,126.03 | 0 | 0 | 0 | 0 |
| 23 | उस्मानाबाद | 24.01 | 12.91 | 35.04 | 71.96 | 0 | 0 | 0 | 0 |
| 24 | लातूर | 11.76 | 13.7 | 14.41 | 39.87 | 0 | 0 | 0 | 0 |
| 25 | बुलढाणा | 1,065.17 | 102.06 | 4.13 | 1,171.36 | 0 | 0 | 0 | 0 |
| 26 | अकोला | 463.88 | 15.22 | 19.33 | 498.43 | 0 | 0 | 0 | 0 |
| 27 | वाशिम | 302.96 | 0 | 27.99 | 330.95 | 0 | 0 | 0 | 0 |
| 28 | अमरावती | 3,458.13 | 22.4 | 6.55 | 3,487.08 | 0 | 0 | 0.26 | 0.26 |
| 29 | यवतमाळ | 2,644.57 | 26.02 | 59.87 | 2,730.46 | 0 | 0 | 8.34 | 8.34 |
| 30 | वर्धा | 526.78 | 324.3 | 175.03 | 1,026.11 | 0 | 0 | 63.73 | 63.73 |
| 31 | नागपूर | 1,190.61 | 753.41 | 144.91 | 2,088.93 | 0 | 0 | 151.3 | 151.3 |
| 32 | भंडारा | 726.63 | 277.09 | 101.3 | 1,105.02 | 0 | 0 | 149.51 | 149.51 |
| 33 | गोंदिया | 1,206.87 | 717.03 | 291.07 | 2,214.97 | 0 | 0 | 179.48 | 179.48 |
| 34 | चंद्रपूर | 2,939.58 | 890 | 101.72 | 3,931.3 | 0 | 0 | 95.8 | 95.8 |
| 35 | गडचिरोली | 10,878.93 | 1,371.13 | 46.79 | 12,296.85 | 0 | 0 | 18.26 | 18.26 |
| | महाराष्ट्र राज्य | 45,343.4 | 6,570.21 | 3,454.95 | 55,368.56 | 731.04 | 44.16 | 682.87 | 1,458.07 |

P:- अस्थायी / Provisional
आधार :- मुख्य वनसांख्यिक, महाराष्ट्र शासन, नागपूर. /

FORESTRY AND LOGGING**TABLE NO. 15.6****Area under different types of forest
-14)**

(क्षेत्र चौ. कि. मी. मध्ये / Area in Sq. Km.)

| एकूण / Total | | | | एकूण वनक्षेत्राचे त्रिदलीय वर्गीकरण Tripartite Classification of Total Forest Area | | | म.व.वि.म. कडे हस्तांतरित केलेले वनक्षेत्र Forest area transferred to F.D.C.M. | वन विभागाच्या ताब्यात घेतलेले खाजगी वनक्षेत्र Private forest brought under possession of Department | Districts |
|-------------------|-----------------------|---|-----------------|--|---------------------------------------|--|--|---|--------------------------|
| राखीव Reserved | संरक्षित Protected | अवर्गीकृत व पट्टयाने दिलेले Unclassified and Leased | एकूण Total | खरी वने Forest Proper | राखीव कुरणे Pasture reserved | जळाऊ लाकूड, वैरण व इतर / Fuels, fodder and miscellaneous | (18) | (19) | (2) |
| (11) | (12) | (13) | (14) | (15) | (16) | (17) | (18) | (19) | (2) |
| 0.0 | 1.7 | 0.0 | 1.7 | 1.7 | 0.0 | 0.0 | 0.0 | 0.0 | Mumbai City |
| 0.0 | 38.1 | 0.0 | 38.1 | 38.1 | 0.0 | 0.0 | 0.0 | 0.0 | Mumbai Suburban |
| 2,379.2 | 989.0 | 43.8 | 3411.9 | 2,985.7 | 426.2 | 0.0 | 443.6 | 71.1 | Thane |
| 1,294.6 | 171.2 | 169.7 | 1635.6 | 1,456.1 | 170.8 | 8.6 | 0.0 | 127.7 | Raigad |
| 45.8 | 0.0 | 24.7 | 70.5 | 46.9 | 21.8 | 1.9 | 0.0 | 1.8 | Ratnagiri |
| 20.1 | 0.0 | 391.7 | 411.7 | 411.7 | 0.0 | 0.0 | 0.0 | 143.9 | Sindhudurg |
| 2,654.9 | 249.9 | 7.1 | 2,912.0 | 2,798.1 | 113.5 | 0.4 | 420.8 | 111.7 | Nashik |
| 2,049.8 | 4.9 | 34.3 | 2,088.9 | 1,010.1 | 863.4 | 215.3 | 0.0 | 0.0 | Dhule |
| 1,597.0 | 46.4 | 164.7 | 1,808.1 | 1,690.6 | 116.8 | 0.7 | 158.9 | 418.2 | Nandurbar |
| 1,961.5 | 2.4 | 35.2 | 1,999.2 | 1,268.6 | 415.3 | 315.3 | 0.0 | 0.0 | Jalgaon |
| 1,831.8 | 25.7 | 43.9 | 1,901.5 | 904.6 | 996.8 | 0.0 | 0.0 | 0.0 | Ahmednagar |
| 1,808.9 | 0.1 | 208.9 | 2,017.9 | 1,484.3 | 527.0 | 6.5 | 0.0 | 136.5 | Pune |
| 1,378.8 | 48.5 | 96.3 | 1,523.6 | 1,498.8 | 0.0 | 24.8 | 0.0 | 68.8 | Satara |
| 447.4 | 0.1 | 96.8 | 544.3 | 544.3 | 0.0 | 0.0 | 0.0 | 8.0 | Sangli |
| 244.8 | 0.0 | 81.1 | 325.9 | 325.9 | 0.0 | 0.0 | 0.0 | 0.0 | Solapur |
| 572.5 | 370.3 | 727.1 | 1,669.9 | 1,666.7 | 0.0 | 3.2 | 0.0 | 72.9 | Kolhapur |
| 820.1 | 53.9 | 51.8 | 925.8 | 906.1 | 19.6 | 0.1 | 0.0 | 0.0 | Aurangabad |
| 83.6 | 12.4 | 5.9 | 101.9 | 83.6 | 12.4 | 5.9 | 0.0 | 0.0 | Jalna |
| 82.3 | 0.0 | 19.5 | 101.8 | 101.8 | 0.0 | 0.0 | 0.0 | 0.0 | Parbhani |
| 249.4 | 2.3 | 39.2 | 290.8 | 290.8 | 0.0 | 0.0 | 0.0 | 0.0 | Hingoli |
| 199.3 | 38.7 | 21.7 | 259.7 | 240.8 | 0.0 | 18.9 | 0.0 | 0.0 | Beed |
| 912.9 | 33.6 | 179.6 | 1,126.0 | 1,126.0 | 0.0 | 0.0 | 173.6 | 0.0 | Nanded |
| 24.0 | 12.9 | 35.0 | 72.0 | 21.7 | 0.0 | 50.2 | 0.0 | 0.0 | Osmanabad |
| 11.8 | 13.7 | 14.4 | 39.9 | 0.0 | 0.0 | 39.9 | 0.0 | 0.0 | Latur |
| 1,065.2 | 102.1 | 4.1 | 1,171.4 | 1,171.4 | 0.0 | 0.0 | 0.0 | 0.0 | Buldhana |
| 463.9 | 15.2 | 19.3 | 498.4 | 452.0 | 28.8 | 17.7 | 0.0 | 0.6 | Akola |
| 303.0 | 0.0 | 28.0 | 331.0 | 183.0 | 35.2 | 112.8 | 0.0 | 0.0 | Washim |
| 3,458.1 | 22.4 | 6.8 | 3,487.3 | 3,412.8 | 74.5 | 0.0 | 0.0 | 0.0 | Amravati |
| 2,644.6 | 26.0 | 68.2 | 2,738.8 | 2,457.4 | 130.0 | 151.5 | 256.7 | 0.0 | Yavatmal |
| 526.8 | 324.3 | 238.8 | 1,089.8 | 699.4 | 0.0 | 390.5 | 0.0 | 0.0 | Wardha |
| 1,190.6 | 753.4 | 296.2 | 2,240.2 | 1,483.4 | 130.5 | 626.3 | 311.5 | 0.8 | Nagpur |
| 726.6 | 277.1 | 250.8 | 1,254.5 | 792.0 | 0.0 | 462.5 | 98.5 | 0.4 | Bhandara |
| 1,206.9 | 717.0 | 470.6 | 2,394.5 | 1,250.7 | 333.9 | 809.8 | 327.3 | 0.0 | Gondiya |
| 2,939.6 | 890.0 | 197.5 | 4,027.1 | 2,787.8 | 33.9 | 1,205.4 | 881.0 | 0.0 | Chandrapur |
| 10,878.9 | 1,371.1 | 65.1 | 12,315.1 | 12,132.6 | 19.5 | 163.0 | 518.2 | 0.0 | Gadchiroli |
| 46,074.4 | 6,614.4 | 4,137.8 | 56,826.6 | 47,725.3 | 4,470.0 | 4,631.3 | 3,590.2 | 1,162.4 | Maharashtra State |

Source :- Chief Conservator of Forest, Government of Maharashtra, Nagpur.

Table No. 15.5
Revenue From and Expenditure on Forests

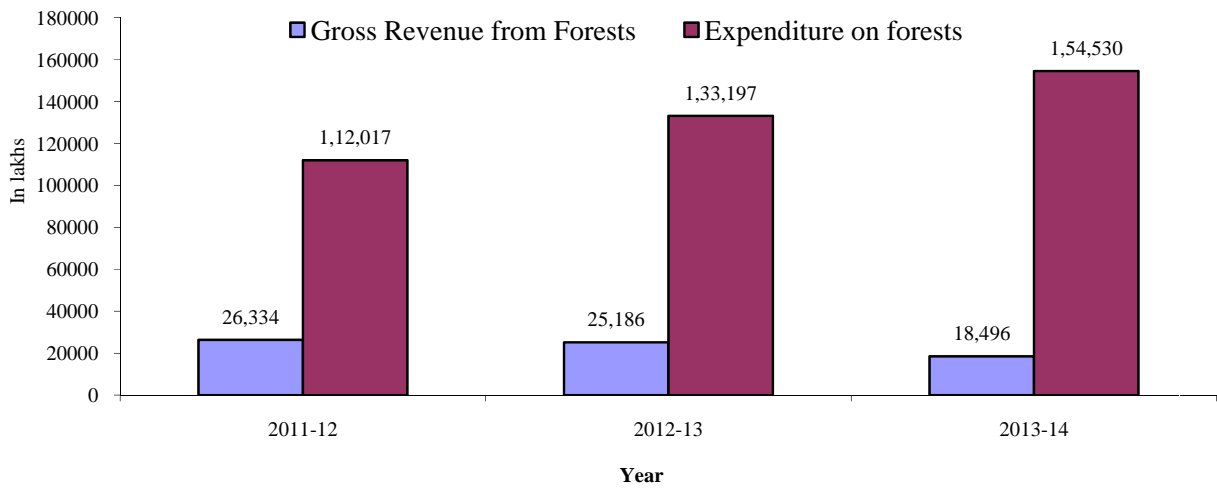
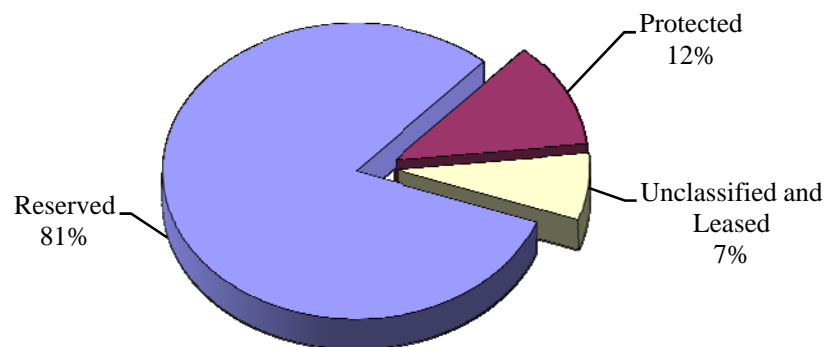


Table No. 15.6
Area under different types of forest



१६. मत्स्यव्यवसाय

१६.१ खारवण केंद्रातील माशांची आयात, सागरी मत्स्य उत्पादन, मत्स्यव्यवसायासाठी वापरल्या जाणाऱ्या बोटी या संबंधीची आकडेवारी या विभागात दिली आहे.

16. FISHERIES

16.1. Data regarding fish received in curing centres, marine fish production, boats used for fisheries industry has been presented in this section.

16. मत्स्यव्यवसाय / FISHERIES

तक्ता क्रमांक / TABLE No. 16.1

मासळीच्या प्रकाराच्या गटानुसार पकडलेली व उतरविलेली मासळी / Fish Catch and Landings by group of Species
(2013-14)

(मै. टन / in M.Tonnes)

| अ. क्र. Sr. No | जिल्हे | गोड्या पाण्यातील मासळी | लेप | कर्ली, दाताळी, तारली, पेडवा, भिलजी भिंग, पाला,मांदेळी, काटी, खवले, पाथुरडी | खरबा, बांगडा, सूरमई, गेदर, नार्बी, शेळी चिराटी, बामणे. | इतर, बोथ | मुशी,पाकट, म्हाकुळ, इत्यादी | कोळंबी जवळा, करंदी, शेवंड | एकूण पकडलेली व उतरविलेली मासळी | Districts |
|-------------------|-------------|------------------------------|--------------------------------------|---|---|---|-----------------------------------|------------------------------|---|-----------------|
| (1) | (2) | Fresh Water fish | Founders, Holibuts, Soles,etc. | Harrings, Sardines, Anchovies | Tunnies, Barites, Mackeral | Miscellaneous Harings (Telesos + toyit) | Shark, rays, Shells, etc. | Crustaceans | Total catch and landings | (2) |
| 1 | मुंबई शहर | 0 | 2,216 | 17,823 | 6,239 | 76,022 | 11,409 | 55,865 | 1,69,574 | Mumbai City |
| 2 | मुंबई उपनगर | | | | | | | | | Mumbai Suburban |
| 3 | ठाणे | 3,868 | 40 | 11,837 | 3,917 | 76,497 | 3,897 | 24,736 | 1,24,792 | Thane |
| 4 | रायगड | 1,362 | 187 | 10,073 | 1,726 | 12,166 | 825 | 17,848 | 44,187 | Raigad |
| 5 | रत्नागिरी | 42 | 3,754 | 51,112 | 3,451 | 34,523 | 6,917 | 7,095 | 1,06,894 | Ratnagiri |
| 6 | सिंधुदुर्ग | 7 | 2,040 | 4,391 | 2,564 | 13,610 | 1,608 | 3,070 | 27,290 | Sindhudurg |
| 7 | नाशिक | 4,110 | 0 | 0 | 0 | 0 | 0 | 0 | 4,110 | Nashik |
| 8 | धुळे | 1,850 | 0 | 0 | 0 | 0 | 0 | 0 | 1,850 | Dhule |
| 9 | नंदुरबार | 970 | 0 | 0 | 0 | 0 | 0 | 0 | 970 | Nandurbar |
| 10 | जळगाव | 4,931 | 0 | 0 | 0 | 0 | 0 | 0 | 4,931 | Jalgaon |
| 11 | अहमदनगर | 2,165 | 0 | 0 | 0 | 0 | 0 | 0 | 2,165 | Ahmednagar |
| 12 | पुणे | 21,750 | 0 | 0 | 0 | 0 | 0 | 0 | 21750 | Pune |
| 13 | सातारा | 162 | 0 | 0 | 0 | 0 | 0 | 0 | 162 | Satara |
| 14 | सांगली | 50 | 0 | 0 | 0 | 0 | 0 | 0 | 50 | Sangli |
| 15 | सोलापूर | 960 | 0 | 0 | 0 | 0 | 0 | 0 | 960 | Solapur |
| 16 | कोल्हापूर | 91 | 0 | 0 | 0 | 0 | 0 | 0 | 91 | Kolhapur |

तक्ता क्रमांक / TABLE NO. 16.1 contd....

| (1) | (2) | (3) | (4) | (5) | (6) | (7) | (8) | (9) | (10) | (2) |
|-------------------------|------------|-----------------|--------------|---------------|---------------|-----------------|---------------|-----------------|-----------------|--------------------------|
| 17 | औरंगाबाद | 1,854 | 0 | 0 | 0 | 0 | 0 | 0 | 1,854 | Aurangabad |
| 18 | जालना | 131 | 0 | 0 | 0 | 0 | 0 | 0 | 131 | Jalna |
| 19 | परभणी | 1,068 | 0 | 0 | 0 | 0 | 0 | 0 | 1,068 | Parbhani |
| 20 | हिंगोली | 960 | 0 | 0 | 0 | 0 | 0 | 0 | 960 | Hingoli |
| 21 | बीड | 634 | 0 | 0 | 0 | 0 | 0 | 0 | 634 | Beed |
| 22 | नांदेड | 6,509 | 0 | 0 | 0 | 0 | 0 | 0 | 6,509 | Nanded |
| 23 | उस्मानाबाद | 1,600 | 0 | 0 | 0 | 0 | 0 | 0 | 1,600 | Osmanabad |
| 24 | लातूर | 1,455 | 0 | 0 | 0 | 0 | 0 | 0 | 1,455 | Latur |
| 25 | बुलढाणा | 5,000 | 0 | 0 | 0 | 0 | 0 | 0 | 5,000 | Buldhana |
| 26 | अकोला | 3,075 | 0 | 0 | 0 | 0 | 0 | 0 | 3,075 | Akola |
| 27 | वाशिम | 4,408 | 0 | 0 | 0 | 0 | 0 | 0 | 4,408 | Washim |
| 28 | अमरावती | 4,088 | 0 | 0 | 0 | 0 | 0 | 0 | 4,088 | Amravati |
| 29 | यवतमाळ | 9,510 | 0 | 0 | 0 | 0 | 0 | 0 | 9,510 | Yavatmal |
| 30 | वर्धा | 3,500 | 0 | 0 | 0 | 0 | 0 | 0 | 3,500 | Wardha |
| 31 | नागपूर | 16,315 | 0 | 0 | 0 | 0 | 0 | 0 | 16,315 | Nagpur |
| 32 | भंडारा | 12,296 | 0 | 0 | 0 | 0 | 0 | 0 | 12,296 | Bhandara |
| 33 | गोंदिया | 9,210 | 0 | 0 | 0 | 0 | 0 | 0 | 9,210 | Gondiya |
| 34 | चंद्रपूर | 8,490 | 0 | 0 | 0 | 0 | 0 | 0 | 8,490 | Chandrapur |
| 35 | गडचिरोली | 2,800 | 0 | 0 | 0 | 0 | 0 | 0 | 2,800 | Gadchiroli |
| महाराष्ट्र राज्य | | 1,35,221 | 8,237 | 95,236 | 17,897 | 2,12,818 | 24,656 | 1,08,614 | 6,02,679 | Maharashtra State |

आधार :- मत्स्यव्यवसाय संचालनालय, महाराष्ट्र शासन, मुंबई.

Source : Directorate of Fisheries, Government of Maharashtra, Mumbai.

16. मत्स्यव्यवसाय / FISHERIES
तक्ता क्रमांक / TABLE No. 16.2

पकडलेल्या मासळीचा विल्हेवाट (सागरी व भूजल) / Disposition of Fish Catch (Marine & Inland)
(2013-14)

(मे. टन / in M.Tonnes)

| अ. क्र. / Sr.No | जिल्हे | विक्रीसाठी ताजा / Fresh for Marketing | गोठविण्या करिता / For freezing | वाळविण्या करिता / For Sun drying | खारविण्या करिता / For salting | डबा बंद मासे / Canning | खता करिता / For Manure | इतर / Miscellaneous Purpose | मासळीचा फेकून दिलेला भाग / Offal for reduction | एकूण / Total | Districts |
|-----------------|-------------------|---------------------------------------|--------------------------------|----------------------------------|-------------------------------|------------------------|------------------------|-----------------------------|--|-----------------|--------------------|
| (1) | (2) | (3) | (4) | (5) | (6) | (7) | (8) | (9) | (10) | (11) | (2) |
| 1 | मुंबई शहर | 1,40,444 | 0 | 26,956 | 0 | 0 | 2,174 | 0 | 0 | 1,69,574 | Mumbai City |
| 2 | मुंबई उपनगर | | | | | | | | | | Mumbai Suburban |
| 3 | ठाणे | 66,596 | 0 | 58,090 | 106 | 0 | 0 | 0 | 0 | 1,24,792 | Thane |
| 4 | रायगड | 32,986 | 0 | 10,370 | 0 | 0 | 831 | 0 | 0 | 44,187 | Raigad |
| 5 | रत्नागिरी | 94,275 | 0 | 5,361 | 1,002 | 0 | 6,256 | 0 | 0 | 1,06,894 | Ratnagiri |
| 6 | सिंधुदुर्ग | 23,382 | 0 | 167 | 3,741 | 0 | 0 | 0 | 0 | 27,290 | Sindhudurg |
| 7 | नाशिक | 4,110 | 0 | 0 | 0 | 0 | 0 | 0 | 0 | 4,110 | Nashik |
| 8 | धुळे | 1,850 | 0 | 0 | 0 | 0 | 0 | 0 | 0 | 1,850 | Dhule |
| 9 | नंदुरबार | 970 | 0 | 0 | 0 | 0 | 0 | 0 | 0 | 970 | Nandurbar |
| 10 | जळगाव | 4,931 | 0 | 0 | 0 | 0 | 0 | 0 | 0 | 4,931 | Jalgaon |
| 11 | अहमदनगर | 2,165 | 0 | 0 | 0 | 0 | 0 | 0 | 0 | 2,165 | Ahmednagar |
| 12 | पुणे | 21,750 | 0 | 0 | 0 | 0 | 0 | 0 | 0 | 21,750 | Pune |
| 13 | सातारा | 162 | 0 | 0 | 0 | 0 | 0 | 0 | 0 | 162 | Satara |
| 14 | सांगली | 50 | 0 | 0 | 0 | 0 | 0 | 0 | 0 | 50 | Sangli |
| 15 | सोलापूर | 960 | 0 | 0 | 0 | 0 | 0 | 0 | 0 | 960 | Solapur |
| 16 | कोल्हापूर | 91 | 0 | 0 | 0 | 0 | 0 | 0 | 0 | 91 | Kolhapur |
| 17 | औरंगाबाद | 1,854 | 0 | 0 | 0 | 0 | 0 | 0 | 0 | 1,854 | Aurangabad |
| 18 | जालना | 131 | 0 | 0 | 0 | 0 | 0 | 0 | 0 | 131 | Jalna |
| 19 | परभणी | 1,068 | 0 | 0 | 0 | 0 | 0 | 0 | 0 | 1,068 | Parbhani |
| 20 | हिंगोली | 960 | 0 | 0 | 0 | 0 | 0 | 0 | 0 | 960 | Hingoli |
| 21 | बीड | 634 | 0 | 0 | 0 | 0 | 0 | 0 | 0 | 634 | Beed |
| 22 | नांदेड | 6,509 | 0 | 0 | 0 | 0 | 0 | 0 | 0 | 6,509 | Nanded |
| 23 | उस्मानाबाद | 1,600 | 0 | 0 | 0 | 0 | 0 | 0 | 0 | 1,600 | Osmanabad |
| 24 | लातूर | 1,455 | 0 | 0 | 0 | 0 | 0 | 0 | 0 | 1,455 | Latur |
| 25 | बुलढाणा | 5,000 | 0 | 0 | 0 | 0 | 0 | 0 | 0 | 5,000 | Buldhana |
| 26 | अकोला | 3,075 | 0 | 0 | 0 | 0 | 0 | 0 | 0 | 3,075 | Akola |
| 27 | वाशिम | 4,408 | 0 | 0 | 0 | 0 | 0 | 0 | 0 | 4,408 | Washim |
| 28 | अमरावती | 4,088 | 0 | 0 | 0 | 0 | 0 | 0 | 0 | 4,088 | Amravati |
| 29 | यवतमाळ | 9,510 | 0 | 0 | 0 | 0 | 0 | 0 | 0 | 9,510 | Yavatmal |
| 30 | वर्धा | 3,500 | 0 | 0 | 0 | 0 | 0 | 0 | 0 | 3,500 | Wardha |
| 31 | नागपूर | 16,315 | 0 | 0 | 0 | 0 | 0 | 0 | 0 | 16,315 | Nagpur |
| 32 | भंडारा | 12,296 | 0 | 0 | 0 | 0 | 0 | 0 | 0 | 12,296 | Bhandara |
| 33 | गोंदिया | 9,210 | 0 | 0 | 0 | 0 | 0 | 0 | 0 | 9,210 | Gondiya |
| 34 | चंद्रपूर | 8,490 | 0 | 0 | 0 | 0 | 0 | 0 | 0 | 8,490 | Chandrapur |
| 35 | गडचिरोली | 2,800 | 0 | 0 | 0 | 0 | 0 | 0 | 0 | 2,800 | Gadchiroli |
| | महाराष्ट्र | 4,87,625 | 0 | 1,00,944 | 4,849 | 0 | 9,261 | 0 | 0 | 6,02,679 | Maharashtra |

आधार :- मत्स्यव्यवसाय संचालनालय, महाराष्ट्र शासन, मुंबई.

Source : Directorate of Fisheries, Government of Maharashtra, Mumbai.

16. मत्स्यव्यवसाय / FISHERIES

तक्ता क्रमांक / TABLE No. 16.3

खारवण केंद्रात केलेली माशांची आयात, मिठाचे वाटप आणि खारवलेले मासे /
Quantity of fish brought, salt issued and fish cured at different curing centres
(2013-14)

(मे.टनांत / in M.Tonnes)

| अ. क्र. Sr.No | मासे खारविण्याची आवारे | खारवण्यासाठी आणलेले मासे Quantity of fish brought for curing | मिठाचे वाटप Quantity of salt issued | खारवून बाहेर पाठविलेल्या माशांचे वजन Quantity of cured fish exported | Fish curing yards (2) |
|------------------|---------------------------|--|---|---|--------------------------|
| (1) | (2) | (3) | (4) | (5) | (2) |
| 1 | बोरिया | N.A. | 0 | 0 | Boria |
| 2 | जयगड | N.A. | 0 | 0 | Jaigad |
| 3 | वरवडे | N.A. | 0 | 0 | Warwade |
| 4 | मिरकरवाडा | N.A. | 361 | 752 | Mirkarwada |
| 5 | भाटये | N.A. | 0 | 0 | Bhatye |
| 6 | पूर्णागड | N.A. | 0 | 0 | Purnagad |
| 7 | जैतापूर | N.A. | 0 | 0 | Jaitapur |
| 8 | विजयदूर्गा | N.A. | 0 | 0 | Vijaydurg |
| 9 | मालवण | N.A. | 1,347 | 2,806 | Malvan |
| 10 | वेंगुर्ला | N.A. | 0 | 0 | Vengurla |
| 11 | तारा मंबरी | N.A. | 0 | 0 | Tara Mumbari |
| | एकूण | N.A. | 1,708 | 3,558 | Total |

आधार :- मत्स्यव्यवसाय संचालनालय, महाराष्ट्र शासन, मुंबई.

Source : Directorate of Fisheries, Government of Maharashtra, Mumbai.

16. मत्स्यव्यवसाय / FISHERIES

तक्ता क्रमांक / TABLE No. 16.4

सागरी मत्स्योत्पादन / Marine Fish Production
(2013-14)

(मे. टनांत / in M. Tonnes)

| अ. क्र. Sr.No | जिल्हे | उत्पादन Production | Districts |
|------------------|-------------|-----------------------|---------------|
| (1) | (2) | (3) | (2) |
| 1 | बृहन्मुंबई | 1,69,574 | Brihan Mumbai |
| 2 | ठाणे | 1,20,924 | Thane |
| 3 | रायगड | 42,825 | Raigad |
| 4 | रत्नागिरी | 1,06,852 | Ratnagiri |
| 5 | सिंधुदुर्गा | 27,283 | Sindhudurg |
| | एकूण | 4,67,458 | Total |

आधार :- मत्स्यव्यवसाय संचालनालय, महाराष्ट्र शासन, मुंबई.

Source : Directorate of Fisheries, Government of Maharashtra, Mumbai.

16. मत्स्यव्यवसाय / FISHERIES

तक्ता क्रमांक / TABLE No. 16.5

मत्स्यव्यवसायासंबंधीची संकीर्ण माहिती / Miscellaneous statistics related to fisheries
(2013-14)

| अ.क्र. Sr.No | बाब (2) | परिमाण (3) | माहिती Particulars (4) | Unit (3) | Item (2) |
|-----------------|--|---------------|------------------------------|---------------|--|
| 1 | राज्याचा एकूण समुद्रकिनारा | कि. मीटर | 720 | Kilometres | Total coastline of State |
| 2 | सागरी मत्स्यव्यवसाय करणारी खेडी / गावठाणे | संख्या | 414 | Nos. | Marine-Fishing Villages / Hamlets. |
| 3 | मत्स्यव्यवसायात गुंतलेल्या होडया | संख्या | 14,863 | Nos. | Boats engaged in fishing |
| 4 | प्रत्येकी एक मे. टनाच्या वर वजन असलेल्या होडया | संख्या | ... | Nos. | Boats above one M. tone |
| 5 | यंत्रसज्ज होडया | संख्या | 12,240 | Nos. | Mechanised boats |
| 6 | नौतळाची सोय असलेल्या होडया | संख्या | ... | Nos. | Boats with deck facilities |
| 7 | एकूण मत्स्योत्पादन- | | 6.02 | | Total fish production- |
| | (1) सागरी | हजार मे. टन | 4.67 | Thousand M.T. | (I) Marine |
| | (2) गोडया पाण्याचे | हजार मे. टन | 1.35 | Thousand M.T. | (ii) Inland |
| 8 | मत्स्यव्यवसायातील सहकारी संस्था- | | | | Number of Co-operative Societies- |
| | (1) प्राथमिक | संख्या | 3,325 | Nos. | (I) Primary |
| | (2) जिल्हा / विभागीय संघ | संख्या | 37 | Nos. | (ii) District/ Divisional Federations. |
| | (3) शिखर | संख्या | 2 | Nos. | (iii) Apex |
| 9 | सहकारी संस्थांची सभासद संख्या- | | | | Membership of Co-operative Societies- |
| | (1) प्राथमिक | संख्या | 3,33,163 | Nos. | (I) Primary |
| | (2) जिल्हा / विभागीय संघ | संख्या | ... | Nos. | (ii) District/ Divisional Federations. |
| | (3) शिखर | संख्या | ... | Nos. | (iii) Apex |
| 10 | सहकारी संस्थांचे खेळते भांडवल | | | | Working capital of Co-operative Societies- |
| | (1) प्राथमिक | कोटी | ... | Crore | (I) Primary |
| | (2) जिल्हा / विभागीय संघ | कोटी | ... | Crore | (ii) District/ Divisional Federations. |
| | (3) शिखर | कोटी | ... | Crore | (iii) Apex |
| 11 | सहकारी संस्थातर्फे हाताळलेली मासळी | | | | Fish handled by Co-operative Societies- |
| | (अ) खरेदी किंमत | | | | (A) Purchase Value- |
| | (1) प्राथमिक | कोटी | ... | Crore | (I) Primary |
| | (1) प्राथमिक | कोटी | ... | Crore | (I) Primary |
| | (2) जिल्हा / विभागीय संघ | कोटी | ... | Crore | (ii) District/ Divisional Federations. |
| | (3) शिखर | कोटी | ... | Crore | (iii) Apex |
| | (ब) विक्री मूल्य | | ... | | (B) Sale Value- |
| | (1) प्राथमिक | कोटी | ... | Crore | (I) Primary |
| | (2) जिल्हा / विभागीय संघ | कोटी | ... | Crore | (ii) District/ Divisional Federations. |
| | (3) शिखर | कोटी | ... | Crore | (iii) Apex |
| 12 | सहकारी संस्थांनी वर्षभरात दिलेली कर्जे | | ... | | Advances given by Co-operative Societies- |
| | (1) प्राथमिक | कोटी | ... | Crore | (I) Primary |
| | (2) जिल्हा / विभागीय संघ | कोटी | ... | Crore | (ii) District/ Divisional Federations. |
| | (3) शिखर | कोटी | ... | Crore | (iii) Apex |
| 13 | शासकीय मासळी खारवण्याची आवार केंद्रे | संख्या | | Nos. | Number of Government fish curing Yards. |
| 14 | खारवलेली मासळी | | 3,637 | | Cured fish- |
| | (1) उन्हात वाळलेली | मे. टन | 13,968 | Metric Tonnes | (I) Sundried |
| | (2) इतर | मे. टन | ... | Metric Tonnes | (ii) Others |
| 15 | मत्स्यव्यवसाय शिक्षण संस्था | संख्या | 9 | Nos. | Number of Fishery schools |
| 16 | मत्स्य पैदास केंद्रे | संख्या | 29 | Nos. | Number of Fish farms |

N.A.- उपलब्ध नाही / Not Available.

आधार :- मत्स्यव्यवसाय संचालनालय, महाराष्ट्र शासन, मुंबई

Source : Directorate of Fisheries, Government of Maharashtra, Mumbai.

16. मत्स्यव्यवसाय / FISHERIES
तक्ता क्रमांक / TABLE No. 16.6
प्रकारानुसार सागरी मत्स्योत्पादन / Varietywise Marine fish Production
(2013-14)

(उत्पादन मे.टनांत / Production in M.Tonnes)

| अ. क्र. Sr.No (1) | मासळीचा प्रकार (2) | जिल्हे / District's | | | | | एकूण Total (8) | Variety (2) |
|-------------------------|---------------------------|---------------------------------------|----------------------|------------------------|-------------------------------|---------------------------------|----------------------|-----------------------|
| | | बृहन्मुंबई Brihan Mumbai (3) | ठाणे Thane (4) | रायगड Raigad (5) | रत्नागिरी Ratnagiri (6) | सिंधुदुर्ग Sindhudurg (7) | | |
| 1 | मुशी, पाकट, वागळी | 1,738 | 3,722 | 502 | 122 | 227 | 6,311 | Shark Rays. |
| 2 | वाम | 319 | 1,030 | 1,133 | 30 | 102 | 2,614 | Eels. |
| 3 | शिगाळा, शिंगटो | 7,450 | 3,457 | 1,023 | 1,177 | 238 | 13,345 | Cat fish. |
| 4 | कलौ, दाताळा | 494 | 2,097 | 807 | 163 | 254 | 3,815 | Chirocentrus. |
| 5 | पेडवा, पेडी, भिवजी, तारली | 3,702 | 151 | 7,341 | 39,927 | 4,061 | 55,182 | Sardines. |
| 6 | भिगपाला | 387 | 1,244 | 386 | 845 | 3 | 2,865 | Hilsa Ilisha. |
| 7 | मांदेली | 12,160 | 6,991 | 894 | 318 | 0 | 20,363 | Anchoviella. |
| 8 | कांदी | 924 | 4,336 | 489 | 40 | 0 | 5,789 | Turrisodes. |
| 9 | खवली / पातुर्डी | 156 | 1,019 | 156 | 640 | 73 | 2,044 | Other Clupeida. |
| 10 | बॉबिल | 22,403 | 48,018 | 404 | 188 | 200 | 71,213 | Harpodon nehereuse. |
| 11 | करकरा, खजूरा | 233 | 2 | 23 | 3 | 7 | 268 | Perches. |
| 12 | तांब | 377 | 0 | 25 | 26 | 45 | 473 | Red snapper. |
| 13 | दाढा , रावस | 281 | 179 | 376 | 34 | 0 | 870 | Polynomids. |
| 14 | घाट, काय | 1,548 | 3,024 | 390 | 93 | 2 | 5,057 | Scienids |
| 15 | बळा, वाकळी | 10,588 | 2,706 | 1,556 | 3,334 | 3,377 | 21,561 | Ribbon fish. |
| 16 | ढोमा, घोडी | 11,487 | 1,555 | 1,661 | 7,020 | 1,658 | 23,381 | Otalithes Sp. |
| 17 | खरबा | 3,355 | 314 | 789 | 2,138 | 695 | 7,291 | Caranx, Mackerel |
| 18 | सरंगा | 936 | 9,672 | 415 | 116 | 252 | 11,391 | Pomfret. |
| 19 | हलवा | 627 | 182 | 413 | 169 | 157 | 1,548 | Black pomfret. |
| 20 | बांगडा | 4,929 | 739 | 999 | 11,077 | 2,203 | 19,947 | Mackerels. |
| 21 | सरमर्क, डोगेल | 2,156 | 3,603 | 1,232 | 1,227 | 708 | 8,926 | Seer fish |
| 22 | गेदर | 1,364 | 653 | 313 | 711 | 124 | 3,165 | Tunnies. |
| 23 | तेंडली | 40 | 0 | 98 | 70 | 13 | 221 | Bregmoers Melillandi. |
| 24 | लेप | 2,216 | 40 | 187 | 3,754 | 2,040 | 8,237 | Soles. |
| 25 | कोकरी, नार्बी, टोकी | 728 | 0 | 79 | 86 | 1,161 | 2,054 | Carangids small. |
| 26 | खाण | 2 | 0 | 6 | 280 | 518 | 806 | Leignathus. |
| 27 | चिराटी, राणे, बामणे | 8,428 | 0 | 86 | 3,262 | 1,496 | 13,272 | Upenaides Sp. |
| 28 | कोळंबी | 27,903 | 3,191 | 5,572 | 6,770 | 3,004 | 46,440 | Prawns. |
| 29 | जवळा, करंदी | 27,871 | 21,399 | 12,175 | 294 | 60 | 61,799 | Shrimps. |
| 30 | शेवंड | 91 | 146 | 101 | 31 | 6 | 375 | Lobster. |
| 31 | सौंदाळा | 499 | 0 | 116 | 1,185 | 944 | 2,744 | Lactarius. |
| 32 | म्हाकूळ | 9,671 | 175 | 323 | 6,795 | 1,381 | 18,345 | Cuttle fish & squids. |
| 33 | इतर | 4,511 | 1,279 | 2,755 | 14,927 | 2,274 | 25,746 | Others. |
| | एकूण | 1,69,574 | 1,20,924 | 42,825 | 1,06,852 | 27,283 | 4,67,458 | Total |

आधार :- मत्स्यव्यवसाय संचालनालय, महाराष्ट्र शासन, मुंबई.

Source : Directorate of Fisheries, Government of Maharashtra, Mumbai.

16. मत्स्यव्यवसाय / FISHERIES

तक्ता क्रमांक / TABLE No. 16.7

निरनिराळ्या प्रकारच्या सागरी माशांच्या सरासरी वार्षिक घाऊक किंमती /
Average Annual Wholesale (Boatside) Prices of Various Varieties of Marine Fish
(2013-14)

(प्रती टनाची किंमत ₹ / In ₹ Per Tonnes)

| अ. क्र. Sr.No | मासळीचा प्रकार (2) | जिल्हे / District's | | | | | Total (8) | Variety (2) |
|------------------|----------------------------|---------------------------------------|----------------------|------------------------|-------------------------------|---------------------------------|--------------------|-----------------------------|
| | | बृहन्मुंबई Brihan Mumbai (3) | ठाणे Thane (4) | रायगड Raigad (5) | रत्नागिरी Ratnagiri (6) | सिंधुदुर्ग Sindhudurg (7) | | |
| 1 | मुशी, पाकट, वागळी | 74,196 | 60,729 | 68,317 | 90,164 | 107,912 | 4,01,318 | Elasmobranchs (Shark Rays). |
| 2 | वाम | 68,809 | 68,466 | 75,481 | 97,000 | 126,127 | 4,35,883 | Eels. |
| 3 | शिगाळा, शिंगटी | 70,399 | 53,920 | 60,630 | 49,793 | 61,471 | 2,96,213 | Cat fish. |
| 4 | कर्ली, दाताळी | 56,573 | 67,684 | 62,954 | 62,945 | 70,354 | 3,20,510 | Chirocentrus. |
| 5 | पेंडवा, पेडी, भिलजी, तारळी | 33,741 | 27,285 | 28,506 | 24,750 | 32,379 | 1,46,661 | Sardines. |
| 6 | भिगपाळा | 79,732 | 85,211 | 1,12,642 | 63,799 | 75,000 | 4,16,384 | Hilsa llisha. |
| 7 | मांदेली | 47,029 | 45,130 | 48,394 | 36,843 | 0 | 1,77,396 | Anchoviella. |
| 8 | कांटी | 77,018 | 81,737 | 61,012 | 33,100 | 0 | 2,52,867 | Turrisodes. |
| 9 | खवळी, पातुर्डी | 50,000 | 57,959 | 35,641 | 29,555 | 40,411 | 2,13,566 | Other Clupedia. |
| 10 | बॉबिल | 47,864 | 41,929 | 64,158 | 42,686 | 38,450 | 2,35,087 | Harpodon nebereus. |
| 11 | करकरा, खजूरा | 59,783 | 75,000 | 1,54,348 | 60,000 | 90,000 | 4,39,131 | Perches. |
| 12 | तांब | 65,431 | 0 | 1,57,200 | 52,308 | 1,28,778 | 4,03,717 | Red snapper. |
| 13 | दाढा, रावस | 3,49,444 | 2,67,877 | 2,37,660 | 2,44,853 | 0 | 10,99,834 | Polynomids. |
| 14 | घोळ, कोथ | 2,08,545 | 1,49,264 | 2,53,346 | 2,51,667 | 3,00,000 | 11,62,822 | Sciaeonids. |
| 15 | बळा, वाकटी | 82,195 | 52,822 | 73,917 | 80,659 | 75,502 | 3,65,095 | Ribbon fish |
| 16 | ढोमा घोडी | 61,403 | 51,736 | 52,432 | 55,014 | 47,316 | 2,67,901 | Otolithes Sp. |
| 17 | खरबा | 59,579 | 49,911 | 45,798 | 55,475 | 42,662 | 2,53,425 | Caranx |
| 18 | सरंगा | 4,76,971 | 4,46,582 | 5,80,602 | 4,99,569 | 4,97,421 | 25,01,145 | Pomfret. |
| 19 | हलवा | 2,62,981 | 2,22,912 | 2,24,116 | 3,53,314 | 3,51,917 | 14,15,240 | Black Pomfrets. |
| 20 | बांगडा | 89,642 | 54,763 | 76,311 | 84,475 | 82,917 | 3,88,108 | Mackerels. |
| 21 | सुरूमई, दागोळ, पकलई | 2,66,362 | 2,17,510 | 2,83,571 | 3,42,498 | 3,05,586 | 14,15,527 | Seer fish |
| 22 | गेदर, कुपा | 96,128 | 68,044 | 1,00,240 | 74,655 | 95,484 | 4,34,551 | Tunnies. |
| 23 | तेंडळी | 38,100 | 0 | 34,082 | 20,857 | 30,000 | 1,23,039 | Bremoeseros. |
| 24 | लेप | 42,201 | 42,500 | 33,289 | 27,049 | 34,512 | 1,79,551 | Soles. |
| 25 | कोकरी, नार्बी, टोकी | 90,526 | 0 | 38,291 | 38,198 | 55,680 | 2,22,695 | Carangids Small. |
| 26 | खाप | 40,000 | 0 | 35,000 | 53,448 | 34,189 | 1,62,637 | Leggnathus. |
| 27 | चिराटी, राणे, बामणे | 45,726 | 0 | 37,442 | 29,937 | 33,479 | 1,46,584 | Upenaides Sp. |
| 28 | कोळंबी | 1,78,080 | 1,46,600 | 1,18,423 | 1,28,855 | 1,21,560 | 6,93,518 | Prawns. |
| 29 | जवळा, करंदी | 46,372 | 52,979 | 39,686 | 91,276 | 30,000 | 2,60,313 | Shrimps. |
| 30 | शेवंड | 8,32,368 | 8,91,096 | 7,41,188 | 7,56,935 | 8,58,333 | 40,79,920 | Lobster. |
| 31 | सौंदाळा | 52,360 | 0 | 49,914 | 78,807 | 73,067 | 2,54,148 | Lactarius |
| 32 | म्हाकूळ | 1,43,310 | 1,17,766 | 1,34,087 | 1,32,435 | 1,25,550 | 6,53,148 | Cuttle fish and squids. |
| 33 | इतर | 62,246 | 54,194 | 47,886 | 15,293 | 27,059 | 2,06,678 | Others. |
| एकूण | | 42,55,114 | 35,51,606 | 41,66,564 | 40,58,212 | 39,93,116 | 2,00,24,612 | |

आधार :- मत्स्यव्यवसाय संचालनालय, महाराष्ट्र शासन, मुंबई

Source : Directorate of Fisheries, Government of Maharashtra, Mumbai.

16. मत्स्यव्यवसाय / FISHERIES

तक्ता क्रमांक / TABLE No. 16.8

मासळीच्या प्रमुख प्रकाराच्या मत्स्योत्पादनाचा एकूण मत्स्योत्पादनाच्या मुल्यातील हिस्सा (टक्केवारी) /
Percentage Share of Prominent Varieties in Total Valuation of Fish Production
(2013-14)

| अ. क्र. Sr.No | मासळीचा प्रकार (2) | जिल्हे / Districts | | | | | | | एकूण Total | Variety (2) |
|------------------|-----------------------------|---------------------|--------------------------------|-----------------|-----------------|------------------------|--------------------------|-----------------|----------------------------------|----------------|
| | | मुंबई शहर Mumbai | मुंबई उपनगर Mumbai Suburban | ठाणे Thane | रायगड Raigad | रत्नागिरी Ratnagiri | सिंधुदुर्ग Sindhudurg | एकूण Total | | |
| (1) | (2) | (3) | (4) | (5) | (6) | (7) | (8) | (8) | (2) | |
| 1 | मुशी, पाकट | 1 | 0.6 | 2.0 | 1.1 | 0.2 | 1.2 | 1.2 | Elasmobranchs (Shark Rays) | |
| 2 | वाम | 0.2 | 0.1 | 0.6 | 2.6 | 0.0 | 0.6 | 0.5 | Eels. | |
| 3 | शिंगाळा, शिंगटो | 5.5 | 0.6 | 1.7 | 1.9 | 1.0 | 0.7 | 2.4 | Cat fish. | |
| 4 | कर्ली, दाताळी | 0.3 | 0.1 | 1.3 | 1.6 | 0.2 | 0.9 | 0.7 | Chirocentrus. | |
| 5 | पेडवा, पेडी, भिलजी, तारली | 0.5 | 0.1 | 0.4 | 6.5 | 16.9 | 6.4 | 4.0 | Sardines. | |
| 6 | भिंंगपाळा | 0.2 | 0.2 | 0.9 | 1.3 | 0.9 | 0.1 | 0.7 | Hilsa llisha. | |
| 7 | मांदेली | 1.4 | 7.1 | 2.4 | 1.3 | 0.2 | 0.0 | 2.4 | Anchoviella. | |
| 8 | बॉबिल | 2.8 | 15.1 | 17.9 | 0.8 | 0.1 | 0.4 | 8.5 | Harpodon neherus. | |
| 9 | कांटी | 0.3 | 0 | 1.3 | 0.9 | 0.0 | 0.0 | 1.2 | Turrsodes. | |
| 10 | घोळ, कोथ | 2.7 | 0.2 | 4.0 | 3 | 0.4 | 0.2 | 2.4 | Scienids. | |
| 11 | ढोमा, घोडी | 5.3 | 3.3 | 0.7 | 2.7 | 0.3 | 3.8 | 3.5 | Otolithes Sp. | |
| 12 | बळा, वाकटी | 6.9 | 3.9 | 1.3 | 3.6 | 4.6 | 12.4 | 4.5 | Ribbon fish. | |
| 13 | खरबा, बांगडा | 2.2 | 0 | 0.1 | 1.1 | 2.0 | 1.4 | 1.1 | Caranx. | |
| 14 | सरंगा | 2.5 | 3.1 | 38.3 | 7.5 | 1.0 | 6.1 | 14.2 | Pomfret. | |
| 15 | हलवा | 1.7 | 0.2 | 0.4 | 2.9 | 1.0 | 2.7 | 1.1 | Black Pomfret. | |
| 16 | बांगडा | 4.8 | 0.6 | 0.4 | 2.3 | 15.9 | 8.9 | 4.6 | Mackerel. | |
| 17 | सुरमई, दागोल, पलई | 4.5 | 0.6 | 7.0 | 10.8 | 7.2 | 10.5 | 6.0 | Seer fish. | |
| 18 | कोळंबी | 26.9 | 36.9 | 4.2 | 20.4 | 14.9 | 17.8 | 18.2 | Prawns. | |
| 19 | जवळा, करंदी | 2.6 | 19.8 | 10.0 | 14.9 | 0.5 | 0.1 | 8.0 | Shrimps. | |
| 20 | शेवंड | 0.2 | 0.4 | 1.2 | 2.3 | 0.4 | 0.3 | 0.5 | Lobster. | |
| 21 | सौंदाळा | 0.2 | 0.2 | 0.0 | 0.2 | 1.6 | 3.4 | 0.5 | Lactarius. | |
| 22 | म्हाकूळ | 13.6 | 2.6 | 0.2 | 1.3 | 15.4 | 8.4 | 6.9 | Cuttle fish. | |
| 23 | इतर | 13.7 | 4.3 | 3.7 | 9 | 15.30 | 13.70 | 6.9 | Others. | |
| | एकूण | 100.0 | 100.0 | 100.0 | 100.00 | 100.00 | 100.00 | 100.00 | Total | |
| | एकूण किंमत (कोटी ₹) | 8.9 | 525.53 | 1,126.76 | 322.93 | 586.16 | 205.31 | 3,603.69 | Total Value (₹ in crores) | |

आधार :- मत्स्यव्यवसाय संचालनालय, महाराष्ट्र शासन, मुंबई.

Source : Directorate of Fisheries, Government of Maharashtra, Mumbai.

१७. सहकार

१७.१. कृषि व बिगर कृषि सहकारी पत संस्था, बहुउद्देशीय सहकारी संस्था, पणन संस्था, उत्पादन संस्था इत्यादी संस्थांची माहिती या विभागात दिली आहे.

१७.२. विविध सहकारी संस्थांची संख्या, सदस्य संख्या, खेळते भांडवल, स्थिर भांडवल, कर्जे, थकबाकी वगैरे माहिती या विभागात दिली आहे. "मालकीचे भांडवल" हे भरणा केलेले भांडवल दर्शविते. "कर्जे" या बाबीमध्ये ठराविक काळांमध्ये येणारी एकूण कर्जे, येणे कर्ज यांचा समावेश आहे. "खेळते भांडवल" मध्ये "भरणा केलेले" भांडवल, ठेवी, कर्जे यांचा समावेश आहे. "येणे कर्ज" यामध्ये कर्जाची येणे रक्कम, रोख पत, शिल्लकेपेक्षा अधिक काढलेली खरेदीची बिले व विक्रीची बिले यातील बाकी या माहितीचा समावेश आहे. "थकबाकी" मध्ये मुदतीअखेर प्रलंबित कर्ज आणि परतफेडीच्या मुदतवाढीची परवानगी प्राधिकृत अधिकाऱ्यांनी नाकारली आहे अशा रकमेचा किंवा हप्त्यांचा यात समावेश आहे.

17. CO-OPERATION

17.1. The information on Agricultural and Non-Agricultural Co-operative Credit Societies, Multipurpose Co-operative Societies, Marketing Societies, Productive Societies etc., is presented in this section.

17.2 The information on number of various Co-operative societies, membership, working capital, fixed capital, loans advanced, overdues etc. is presented in this section. "Owned capital" shows the paid-up capital. "Borrowing" denotes the total borrowings outstanding at the end of the period. "Working capital" includes paid-up capital, deposits and borrowings. "Loans outstanding" includes outstandings in respect of loans, cash credits, overdrafts and the amount of outstanding bills purchased and discounted, Overdues refer to the amount of loans or installments which was due for collection but which was not actually collected and for the repayment no extension has been granted by a competent authority.

17. सहकार / CO-OPERATION

तक्ता क्रमांक / TABLE NO. 17.1

सर्व सहकारी संस्थांची निवडक सांख्यिकी / Selected Statistics of all Co-operative Societies

| अ. क्र. | बाब | परिमाण / | ३० जून रोजी / As on 30 th June | | | | | ३१ मार्च रोजी / As on 31 st March | | | | Item |
|---------|--|--------------------|---|---------|---------|----------|----------|--|----------|----------|----------|---|
| | | | 1960-61 | 1970-71 | 1980-81 | 1990-91 | 2000-01 | 2010-11 | 2011-12 | 2012-13 | 2013-14 | |
| Sr.No | | Unit | (4) | (5) | (6) | (7) | (8) | (9) | (10) | (11) | (12) | (2) |
| 1 | संस्था | संख्या / No. | 31,565 | 42,603 | 60,747 | 1,04,620 | 1,58,016 | 2,24,306 | 2,27,938 | 2,30,673 | 2,30,295 | Societies |
| 2 | सदस्य संख्या | लाख / Lakh | 42 | 86 | 148 | 270 | 430 | 530 | 551 | 523 | 524 | Membership |
| 3 | भाग भांडवल | ₹ कोटीत / ₹ Crores | 53 | 238 | 600 | 1,957 | 7,560 | 20,543 | 17,961 | 17,419 | 18,871 | Share Capital |
| 4 | स्वीय भांडवल | ₹ कोटीत / ₹ Crores | 73 | 345 | 1,207 | 3,935 | 17,738 | 45,934 | 47,933 | 17,263 | 49,582 | Owned Funds |
| 5 | खेळते भांडवल | ₹ कोटीत / ₹ Crores | 326 | 1,490 | 5,210 | 24,713 | 1,34,440 | 2,48,234 | 2,54,487 | 2,68,659 | 3,14,922 | Working Capital |
| 6 | लोकसंख्या | दशलक्ष / Millions | 39.55 | 50.41 | 62.78 | 78.75 | 96.70 | 112.4 | 112.4 | 112.4 | 112.4 | Population |
| 7 | दर लाख लोकसंख्येमागे संस्थांची संख्या | संख्या / No. | 79.91 | 84.52 | 96.73 | 133 | 163 | 200 | 203 | 205 | 205 | No. of societies per lakh of Population |
| 8 | दर हजार लोकसंख्येमागे सर्व संस्थांच्या सभासदांची संख्या. | संख्या / No. | 106.18 | 170.59 | 235.73 | 343 | 445 | 472 | 490 | 465 | 466 | No. of members of all Societies per thousand inhabitants. |
| 9 | दर डोई सरासरी खेळते भांडवल | ₹ | 83 | 296 | 830 | 3,138 | 13,903 | 22,103 | 22,641 | 23,902 | 28,018 | Average working capital per head of Population. |

आधार :- सहकार आयुक्त व निबंधक, सहकारी संस्था, महाराष्ट्र शासन, पुणे.

Source:- Commissioner for Co-operation and Registrar, Co-operative Societies, Government of Maharashtra, Pune.

तक्ता क्रमांक/TABLE No. 17.2

**17. सहकार /
तक्ता क्रमांक /
प्रकारानुसार सहकारी संस्था व बँकांचे वर्गीकरण /
(2013-**

| अ. क्र. Sr.No | जिल्हे | राज्य व मध्यवर्ती बँका संघ State and Central Banks Unions | महाराष्ट्र राज्य सहकारी भूविकास बँकेच्या जिल्हा शाखा District Branches of Maharashtra State Co-Operative Land Development Bank | कृषि Agricultural | बिगर कृषि Non- Agricultural | प्राथमिक सहकारी बँका Primary Co- Operative Banks | पणन संस्था Marketing Societies | ऊस पुरवठा Sugarcane Supply | दूध पुरवठा Milk supply |
|------------------|-----------------------------|--|--|----------------------|-----------------------------------|--|---|-------------------------------------|---------------------------------|
| (1) | (2) | (3) | (4) | (5) | (6) | (7) | (8) | (9) | (10) |
| 1 | मुंबई शहर | 4 | 0 | 0 | 2580 | 76 | 2 | 0 | 18 |
| 2 | मुंबईउपनगर | 4 | 0 | 0 | 2580 | 76 | 2 | 0 | 18 |
| 3 | ठाणे | 1 | 1 | 411 | 1,153 | 17 | 27 | 0 | 234 |
| 4 | रायगड | 1 | 1 | 135 | 478 | 7 | 35 | 0 | 36 |
| 5 | रत्नागिरी | 1 | 1 | 379 | 327 | 4 | 19 | 1 | 222 |
| 6 | सिंधुदुर्ग | 1 | 1 | 226 | 176 | 2 | 38 | 0 | 123 |
| 7 | नाशिक | 1 | 1 | 1,054 | 1,030 | 42 | 97 | 4 | 543 |
| 8 | धुळे | 1 | 1 | 412 | 418 | 6 | 66 | 0 | 369 |
| 9 | नंदुरबार | 0 | 0 | 234 | 207 | 6 | 33 | 2 | 183 |
| 10 | जळगाव | 1 | 0 | 876 | 944 | 13 | 121 | 7 | 1,017 |
| 11 | अहमदनगर | 1 | 1 | 1,392 | 1,130 | 19 | 54 | 14 | 2,824 |
| 12 | पुणे | 2 | 1 | 1,364 | 2,466 | 46 | 111 | 12 | 1,332 |
| 13 | सातारा | 1 | 0 | 953 | 994 | 25 | 36 | 11 | 1,175 |
| 14 | सांगली | 1 | 1 | 761 | 1,150 | 20 | 51 | 15 | 847 |
| 15 | सोलापूर | 1 | 1 | 1,218 | 1,207 | 36 | 78 | 15 | 3,498 |
| 16 | कोल्हापूर | 1 | 1 | 1,847 | 1,696 | 45 | 403 | 18 | 4,450 |
| 17 | औरंगाबाद | 1 | 1 | 695 | 685 | 14 | 15 | 8 | 957 |
| 18 | जालना | 1 | 1 | 559 | 169 | 6 | 11 | 3 | 72 |
| 19 | परभणी | 1 | 0 | 443 | 206 | 7 | 57 | 1 | 232 |
| 20 | हिंगोली | 0 | 0 | 413 | 76 | 7 | 5 | 2 | 92 |
| 21 | बीड | 1 | 1 | 741 | 401 | 14 | 84 | 10 | 1,879 |
| 22 | नांदेड | 1 | 0 | 977 | 240 | 8 | 59 | 4 | 472 |
| 23 | उस्मानाबाद | 1 | 1 | 470 | 387 | 11 | 42 | 9 | 1,525 |
| 24 | लातूर | 1 | 1 | 584 | 395 | 14 | 10 | 6 | 705 |
| 25 | बुलढाणा | 1 | 0 | 568 | 420 | 9 | 22 | 0 | 338 |
| 26 | अकोला | 1 | 0 | 413 | 243 | 5 | 17 | 0 | 240 |
| 27 | वाशिम | 0 | 0 | 424 | 114 | 1 | 8 | 0 | 193 |
| 28 | अमरावती | 1 | 0 | 613 | 380 | 11 | 26 | 0 | 479 |
| 29 | यवतमाळ | 1 | 0 | 595 | 249 | 4 | 16 | 1 | 582 |
| 30 | वर्धा | 1 | 1 | 342 | 247 | 5 | 14 | 2 | 369 |
| 31 | नागपूर | 1 | 1 | 595 | 1,130 | 20 | 15 | 0 | 223 |
| 32 | भंडारा | 1 | 1 | 370 | 275 | 1 | 7 | 0 | 362 |
| 33 | गोंदिया | 1 | 0 | 329 | 186 | 2 | 6 | 0 | 228 |
| 34 | चंद्रपूर | 1 | 1 | 512 | 352 | 4 | 11 | 0 | 113 |
| 35 | गडचिरोली | 1 | 1 | 259 | 116 | 2 | 6 | 0 | 56 |
| | सिडको | | | | | | | | |
| | महाराष्ट्र राज्य | 39 | 21 | 21,164 | 24,807 | 585 | 1,604 | 145 | 26,006 |

आधार :- सहकार आयुक्त व निबंधक, सहकारी संस्था, महाराष्ट्र शासन, पुणे.

CO-OPERATION**TABLE NO. 17.2****Co-operative Societies and Banks classified by Types
-14)**

| विणकर संस्था Weavers Societies (11) | ग्राहक संस्था Consumer Societies (12) | गृहनिर्माण संस्था Housing Societies (13) | शेती संस्था Farming Societies (14) | स्त्रियांच्या संस्था Women Societies (15) | इतर (16) | एकूण (17) | Districts (2) |
|---|---|--|--|---|---------------|-----------------|--------------------------|
| 2 | 505 | 24,152 | 0 | 0 | 6,480 | 33,819 | Mumbai City |
| 2 | 505 | 24,152 | 0 | 0 | 6,480 | 33,819 | Mumbai Suburban |
| 0 | 221 | 26,208 | 23 | 0 | -25,586 | 2,710 | Thane |
| 0 | 95 | 2,586 | 4 | 0 | 1,326 | 4,704 | Raigad |
| 0 | 98 | 941 | 0 | 0 | 897 | 2,890 | Ratnagiri |
| 0 | 49 | 187 | 1 | 0 | 543 | 1,347 | Sindhudurg |
| 1 | 149 | 5,128 | 10 | 0 | 4,014 | 12,074 | Nashik |
| 0 | 18 | 340 | 2 | 0 | 1,095 | 2,728 | Dhule |
| 0 | 19 | 132 | 0 | 0 | 529 | 1,345 | Nandurbar |
| 0 | 72 | 689 | 1 | 0 | 1,395 | 5,136 | Jalgaon |
| 1 | 62 | 631 | 7 | 136 | 3,052 | 9,324 | Ahmednagar |
| 0 | 272 | 16,212 | 15 | 0 | 4,586 | 26,419 | Pune |
| 0 | 86 | 750 | 13 | 161 | 1,870 | 6,075 | Satara |
| 0 | 67 | 367 | 12 | 0 | 2,265 | 5,557 | Sangli |
| 2 | 322 | 804 | 20 | 0 | 3,579 | 10,781 | Solapur |
| 0 | 247 | 694 | 15 | 119 | 4,283 | 13,819 | Kolhapur |
| 0 | 107 | 1,728 | 0 | 23 | 2,356 | 6,590 | Aurangabad |
| 0 | 58 | 338 | 0 | 0 | 1,504 | 2,722 | Jalna |
| 0 | 28 | 365 | 0 | 10 | 1,622 | 2,972 | Parbhani |
| 0 | 9 | 95 | 0 | 14 | 410 | 1,123 | Hingoli |
| 0 | 50 | 466 | 0 | 105 | 1,457 | 5,209 | Beed |
| 1 | 39 | 679 | 0 | 51 | 1,360 | 3,891 | Nanded |
| 0 | 32 | 334 | 2 | 0 | 1,571 | 4,385 | Osmanabad |
| 0 | 42 | 410 | 1 | 0 | 1,701 | 3,870 | Latur |
| 0 | 25 | 134 | 0 | 0 | 957 | 2,474 | Buldhana |
| 0 | 31 | 272 | 0 | 0 | 753 | 1,975 | Akola |
| 0 | 14 | 126 | 0 | 0 | 566 | 1,446 | Washim |
| 0 | 129 | 560 | 5 | 44 | 933 | 3,181 | Amravati |
| 0 | 41 | 352 | 0 | 0 | 1,517 | 3,358 | Yavatmal |
| 0 | 54 | 175 | 1 | 0 | 566 | 1,777 | Wardha |
| 0 | 287 | 1,212 | 3 | 0 | 1,987 | 5,474 | Nagpur |
| 0 | 18 | 61 | 0 | 0 | 476 | 1,572 | Bhandara |
| 0 | 17 | 42 | 0 | 0 | 847 | 1,658 | Gondiya |
| 0 | 27 | 70 | 1 | 0 | 593 | 1,685 | Chandrapur |
| 0 | 1 | 23 | 2 | 1 | 289 | 757 | Gadchiroli |
| | | 7,110 | | | | 7,110 | CIDCO |
| 9 | 3,796 | 1,18,525 | 138 | 664 | 38,273 | 2,35,776 | Maharashtra State |

Source:- Commissioner for Co-operation and Registrar, Co-operative Societies, Government of Maharashtra, Pune.

7. ग्रामविकास व सहकार / CO-OPERATION

तक्ता क्रमांक/ TABLE No. 17.3

कृषि पत व बहुउद्देशीय संस्थांचे कार्ये / Activities of Agricultural credit and multipurpose Societies
(2011-12)

(₹ लाखात / ₹ in lakhs)

| अ.क्र. | संस्थांची संख्या | सदस्यांची संख्या (०००) | स्वीय भांडवल | ठेवी | कर्जे | खेळते भांडवल | नवीन कर्ज | कर्ज वसुली | येणे कर्ज | थकबाकी | District | |
|---------|------------------|------------------------|-------------------|---------------|----------|--------------|-----------------|----------------|------------|-------------------|-----------|-----------------|
| Sr. No. | जिल्हे | No. of Societies | Membership ('000) | Owned capital | Deposits | Borrowings | Working Capital | Fresh Advances | Recoveries | Loans Outstanding | Overdues | (2) |
| (1) | (2) | (3) | (4) | (5) | (6) | (7) | (8) | (9) | (10) | (11) | (12) | (2) |
| 1 | मुंबई शहर | 0 | 0 | 0 | 0 | 0 | 0 | 0 | 0 | 0 | 0 | Mumbai City |
| 2 | मुंबई उपनगर | 0 | 0 | 0 | 0 | 0 | 0 | 0 | 0 | 0 | 0 | Mumbai Suburban |
| 3 | ठाणे | 291 | 1,08,234 | 2,14,960 | 1,14,052 | 3,42,204 | 8,86,675 | 3,45,925 | 3,30,923 | 3,37,222 | 8,72,845 | Thane |
| 4 | रायगड | 155 | 1,23,128 | 26,794 | 1,211 | 44,212 | 1,40,854 | 1,66,318 | 1,54,309 | 94,104 | 133 | Raigad |
| 5 | रत्नागिरी | 380 | 2,87,055 | 2,90,764 | 38,066 | 4,49,912 | 11,58,158 | 4,64,794 | 3,09,278 | 5,67,263 | 3,31,880 | Ratnagiri |
| 6 | सिंधुदुर्ग | 226 | 1,69,982 | 1,95,240 | 10,586 | 4,47,418 | 8,02,691 | 4,47,298 | 3,55,400 | 4,22,779 | 1,74,769 | Sindhudurg |
| 7 | नाशिक | 870 | 4,76,699 | 29,89,916 | 1,09,109 | 1,05,95,030 | 1,45,21,273 | 87,84,600 | 89,93,026 | 1,21,12,339 | 33,76,900 | Nashik |
| 8 | धुळे | 383 | 1,83,066 | 5,47,029 | 202 | 7,59,235 | 19,70,360 | 13,88,578 | 9,22,827 | 10,80,191 | 3,26,784 | Dhule |
| 9 | नंदुरबार | 157 | 83,541 | 7,95,268 | 383 | 2,86,601 | 4,48,061 | 6,66,023 | 3,68,718 | 3,70,899 | 2,57,299 | Nandurbar |
| 10 | जळगाव | 872 | 4,65,954 | 12,01,983 | 42,806 | 43,42,317 | 63,39,146 | 49,54,244 | 39,41,926 | 43,58,696 | 27,81,605 | Jalgaon |
| 11 | अहमदनगर | 1,288 | 8,37,097 | 34,18,823 | 37,875 | 84,98,598 | 1,43,08,099 | 84,63,097 | 76,97,163 | 1,04,60,102 | 25,81,198 | Ahmednagar |
| 12 | पुणे | 1,324 | 5,06,817 | 9,94,505 | 2,373 | 55,19,128 | 68,02,045 | 42,22,216 | 22,26,537 | 57,82,281 | 25,21,410 | Pune |
| 13 | सातारा | 950 | 4,47,290 | 13,67,418 | 12,110 | 46,67,893 | 58,44,532 | 47,93,913 | 35,94,263 | 49,93,028 | 5,35,404 | Satara |
| 14 | सांगली | 757 | 5,52,429 | 23,10,890 | 67,435 | 54,21,901 | 90,04,123 | 71,79,478 | 61,83,252 | 44,42,379 | 6,51,241 | Sangli |
| 15 | सोलापूर | 1,195 | 5,68,788 | 40,12,928 | 72,443 | 1,01,68,322 | 1,46,06,419 | 1,09,65,460 | 87,00,877 | 1,19,93,132 | 18,24,836 | Solapur |
| 16 | कोल्हापूर | 1,856 | 8,63,609 | 34,34,671 | 7,43,245 | 63,58,287 | 1,22,21,424 | 77,37,416 | 64,27,997 | 72,14,579 | 9,37,164 | Kolhapur |
| 17 | औरंगाबाद | 696 | 3,28,874 | 5,23,911 | 0 | 56,51,110 | 49,43,459 | 31,96,813 | 31,48,617 | 40,69,769 | 12,34,261 | Aurangabad |
| 18 | जालना | 559 | 13,04,000 | 19,631 | 5,980 | 59,988 | 13,84,607 | 1,25,611 | 1,17,371 | 12,89,227 | 1,03,279 | Jalna |

तक्ता क्रमांक/ Table No. 17.3 contd...

| (1) | (2) | (3) | (4) | (5) | (6) | (7) | (8) | (9) | (10) | (11) | (12) | (2) |
|-------------------------|------------|---------------|--------------------|--------------------|------------------|--------------------|---------------------|--------------------|--------------------|--------------------|--------------------|--------------------------|
| 19 | परभणी | 453 | 2,19,545 | 3,28,165 | 3,550 | 6,64,575 | 10,23,330 | 22,675 | 15,394 | 2,78,320 | 1,53,076 | Parbhani |
| 20 | हिंगोली | 430 | 1,87,571 | 2,67,673 | 42,701 | 8,09,373 | 13,95,928 | 8,05,307 | 5,76,300 | 12,53,523 | 5,43,721 | Hingoli |
| 21 | बीड | 744 | 5,19,177 | 1,53,040 | 14,940 | 1,57,900 | 67,22,607 | 1,02,024 | 30,700 | 65,40,627 | 21,13,640 | Beed |
| 22 | नांदेड | 954 | 4,18,596 | 3,73,536 | 0 | 22,03,856 | 29,70,742 | 18,58,665 | 56,21,926 | 27,68,551 | 6,77,706 | Nanded |
| 23 | उस्मानाबाद | 469 | 2,96,953 | 3,73,944 | 14,471 | 24,30,045 | 49,12,146 | 10,41,343 | 24,11,569 | 29,56,509 | 6,44,385 | Osmanabad |
| 24 | लातूर | 584 | 3,99,481 | 2,95,140 | 5,950 | 21,84,400 | 28,77,600 | 12,82,240 | 11,80,309 | 25,27,210 | 13,90,065 | Latur |
| 25 | बुलढाणा | 569 | 88,631 | 3,58,068 | 28,610 | 30,27,900 | 37,13,467 | 12,91,272 | 4,36,242 | 10,10,010 | 14,95,063 | Buldhana |
| 26 | ओला | 413 | 2,09,775 | 2,95,083 | 9,779 | 10,41,535 | 12,75,252 | 8,63,921 | 20,89,299 | 10,20,230 | 3,44,140 | Akola |
| 27 | वाशिम | 424 | 27,22,200 | 3,89,135 | 7,000 | 50,72,110 | 28,35,826 | 19,91,703 | 7,34,872 | 10,27,425 | 0 | Washim |
| 28 | अमरावती | 639 | 3,58,387 | 3,70,678 | 47,868 | 23,69,315 | 11,34,383 | 7,68,468 | 8,23,967 | 4,17,795 | 2,62,512 | Amravati |
| 29 | यवतमाळ | 502 | 3,12,569 | 9,49,013 | 46,112 | 46,28,237 | 46,02,915 | 33,07,188 | 23,63,992 | 30,27,473 | 21,54,878 | Yavatmal |
| 30 | वर्धा | 398 | 1,96,963 | 9,50,400 | 4,167 | 13,59,753 | 13,80,676 | 10,56,496 | 6,65,927 | 7,30,977 | 5,36,141 | Wardha |
| 31 | नागपूर | 582 | 2,28,335 | 2,61,170 | 36,372 | 17,70,498 | 21,95,240 | 7,15,551 | 6,81,311 | 16,27,187 | 7,58,958 | Nagpur |
| 32 | भंडारा | 382 | 1,65,244 | 2,10,391 | 10,242 | 14,75,046 | 13,03,077 | 12,34,503 | 12,56,759 | 9,87,993 | 8,18,833 | Bhandara |
| 33 | गोंदिया | 289 | 1,90,787 | 1,89,450 | 23,913 | 10,48,004 | 10,57,894 | 11,39,682 | 5,14,760 | 9,00,911 | 17,79,653 | Gondiya |
| 34 | चंद्रपूर | 498 | 1,57,234 | 1,52,688 | 9,858 | 4,86,919 | 9,60,601 | 3,69,314 | 3,53,614 | 5,80,175 | 2,43,939 | Chandrapur |
| 35 | गडचिरोली | 139 | 40,044 | 6,673 | 905 | 53,329 | 2,58,699 | 31,023 | 68,046 | 1,99,885 | 92,081 | Gadchiroli |
| महाराष्ट्र राज्य | | 20,428 | 1,40,18,055 | 2,82,68,978 | 15,64,314 | 9,43,94,951 | 13,60,02,309 | 8,17,83,159 | 7,32,97,471 | 9,74,42,791 | 3,25,19,799 | Maharashtra State |

आधार :- सहकार आयुक्त व निबंधक, सहकारी संस्था, महाराष्ट्र शासन, पुणे.

Source:- Commissioner for Co-operation and Registrar, Co-operative Societies, Government of Maharashtra, Pune.

17. सहकार / CO-OPERATION
तक्ता क्रमांक / TABLE NO. 17.4
बिगर कृषि पत संस्थांचे व्यवहार / Transactions of Non-Agricultural credit Societies
(2010-11)

(₹ लाखात / ₹ in lakh)

| अ. क्र. Sr.No | जिल्हे | संस्थांची संख्या No.of Societies | सदस्यांची संख्या ('०००) Membership (000) | स्वीय भांडवल Owned Capital | ठेवी Deposits | कर्जे Borrowings | खेळते भांडवल Working Capital | एकूण गुंतवणूक Total Investment | नवीन कर्ज Fresh advances | कर्ज वसुली Recoveries | येणे कर्ज Loans outstanding | थकबाकी Overdues | Districts |
|------------------|-------------|---|---|-------------------------------------|------------------|---------------------|---------------------------------------|---|-----------------------------------|-----------------------------|--------------------------------------|--------------------|-----------------|
| (1) | (2) | (3) | (4) | (5) | (6) | (7) | (8) | (9) | (10) | (11) | (12) | (13) | (2) |
| 1 | मुंबई शहर | 2,681 | 4,811 | 2,33,061 | 2,88,890 | 72,850 | 14,01,313 | 7,83,182 | 6,50,604 | 15,58,308 | 1,83,980 | 54,770 | Mumbai City |
| 2 | मुंबई उपनगर | | | | | | | | | | | | Mumbai Suburban |
| 3 | ठाणे | 1,198 | 1,200 | 2,29,008 | 10,16,980 | 53,591 | 17,17,355 | 4,44,798 | 7,88,180 | 3,08,145 | 7,02,762 | 1,29,061 | Thane |
| 4 | रायगड | 500 | 365 | 33,528 | 1,68,272 | 16,042 | 2,84,565 | 38,173 | 69,616 | 54,576 | 1,81,588 | 23,240 | Raigad |
| 5 | रतागिरी | 351 | 341 | 34,739 | 54,702 | 8,573 | 79,664 | 16,002 | 74,491 | 88,139 | 45,049 | 2,672 | Ratnagiri |
| 6 | सिंधुदुर्ग | 189 | 163 | 14,416 | 14,621 | 12,192 | 61,449 | 9,674 | 19,627 | 17,416 | 44,073 | 8,741 | Sindhudurg |
| 7 | नाशिक | 1,129 | 1,189 | 1,21,375 | 4,01,946 | 4,164 | 6,43,442 | 1,56,427 | 3,69,665 | 3,33,756 | 3,03,438 | 43,498 | Nashik |
| 8 | धुळे | 486 | 250 | 22,110 | 1,03,011 | 5,008 | 1,55,259 | 29,697 | 1,60,391 | 1,42,085 | 94,148 | 3,961 | Dhule |
| 9 | नंदुरबार | 233 | 132 | 6,626 | 41,640 | 5,441 | 34,140 | 5,834 | 21,994 | 4,780 | 8,889 | 1,902 | Nandurbar |
| 10 | जळगाव | 1,065 | 603 | 58,951 | 3,22,379 | 7,758 | 4,07,791 | 77,242 | 1,73,420 | 1,49,580 | 2,58,480 | 51,111 | Jalgaon |
| 11 | अहमदागर | 1,142 | 1,079 | 86,934 | 4,31,525 | 18,191 | 6,54,242 | 1,38,615 | 5,87,769 | 5,22,834 | 3,16,920 | 38,599 | Ahmednagar |
| 12 | पुणे | 2,555 | 1,175 | 1,11,126 | 3,79,964 | 20,565 | 6,51,543 | 1,65,377 | 1,96,307 | 1,46,341 | 3,12,819 | 30,713 | Pune |
| 13 | सातारा | 1,846 | 1,786 | 55,236 | 2,66,515 | 13,077 | 5,14,070 | 80,284 | 1,96,117 | 64,629 | 3,56,033 | 30,461 | Satara |
| 14 | सांगली | 1,325 | 2,349 | 66,479 | 2,86,741 | 2,805 | 3,90,260 | 66,094 | 1,51,317 | 1,45,385 | 2,25,054 | 55,696 | Sangli |
| 15 | सोलापूर | 1,257 | 877 | 95,905 | 4,50,913 | 36,673 | 7,15,382 | 1,00,083 | 3,31,501 | 2,81,023 | 4,66,836 | 54,539 | Solapur |
| 16 | कोल्हापूर | 1,090 | 840 | 48,174 | 3,13,815 | 17,555 | 4,83,316 | 75,853 | 1,49,649 | 1,00,703 | 2,41,566 | 35,993 | Kolhapur |

तक्ता क्रमांक/ Table No. 17.4 contd...

| (1) | (2) | (3) | (4) | (5) | (6) | (7) | (8) | (9) | (10) | (11) | (12) | (13) | (2) |
|-------------------------|------------|---------------|---------------|------------------|------------------|-----------------|-------------------|------------------|------------------|------------------|------------------|-----------------|--------------------------|
| 17 | औरंगाबाद | 703 | 358 | 23,510 | 1,16,320 | 4,830 | 1,52,268 | 31,285 | 31,301 | 26,814 | 73,976 | 9,634 | Aurangabad |
| 18 | जालना | 178 | 153 | 7,570 | 14,377 | 5,174 | 40,256 | 7,203 | 7,297 | 6,496 | 11,196 | 1,171 | Jalna |
| 19 | परभणी | 209 | 86 | 60 | 125 | 145 | 592 | 83 | 323 | 249 | 296 | 97 | Parbhani |
| 20 | हिंगोली | 78 | 60 | 3,523 | 31,511 | 1,120 | 37,271 | 12,409 | 11,262 | 13,154 | 15,135 | 894 | Hingoli |
| 21 | बीड | 503 | 223 | 30,703 | 1,33,615 | 76,179 | 4,26,306 | 1,01,894 | 46,039 | 57,299 | 89,408 | 369 | Beed |
| 22 | नांदेड | 238 | 98 | 11,959 | 20,541 | 24,645 | 87,080 | 235 | 10,877 | 5,607 | 34,281 | 5,509 | Nanded |
| 23 | उस्मानाबाद | 402 | 238 | 16,194 | 69,142 | 7,806 | 1,14,661 | 25,291 | 58,251 | 25,899 | 63,311 | 12,146 | Osmanabad |
| 24 | लातूर | 393 | 165 | 6,738 | 30,046 | 3,823 | 50,380 | 10,003 | 20,648 | 20,913 | 25,214 | 3,294 | Latur |
| 25 | बुलढाणा | 449 | 727 | 23,167 | 36,684 | 1,692 | 2,06,732 | 40,711 | 3,84,548 | 1,47,000 | 1,10,934 | 13,522 | Buldhana |
| 26 | अकोला | 253 | 220 | 22,205 | 2,72,267 | 14,421 | 2,11,547 | 51,247 | 1,25,649 | 1,09,738 | 1,11,703 | 7,590 | Akola |
| 27 | वाशिम | 116 | 81 | 4,291 | 32,859 | 3,117 | 64,183 | 8,851 | 54,226 | 26,832 | 21,290 | 2,297 | Washim |
| 28 | अमरावती | 414 | 243 | 18,367 | 59,575 | 1,609 | 1,07,625 | 25,774 | 19,566 | 20,172 | 48,750 | 5,933 | Amravati |
| 29 | यवतमाळ | 254 | 166 | 11,075 | 1,10,091 | 2,038 | 1,37,462 | 38,544 | 80,590 | 58,645 | 78,820 | 4,406 | Yavatmal |
| 30 | वर्धा | 259 | 188 | 15,014 | 48,423 | 2,695 | 85,878 | 16,614 | 1,12,245 | 99,281 | 38,331 | 13,177 | Wardha |
| 31 | नागपूर | 1034 | 1,001 | 74,433 | 2,79,931 | 26,327 | 4,36,893 | 1,11,767 | 49,181 | 39,297 | 2,67,754 | 33,138 | Nagpur |
| 32 | भंडारा | 266 | 174 | 7,516 | 38,965 | 890 | 65,728 | 20,147 | 22,338 | 26,265 | 28,648 | 5,986 | Bhandara |
| 33 | गोंदिया | 168 | 86 | 2,967 | 7,761 | 375 | 14,201 | 3,747 | 6,005 | 19,853 | 5,781 | 1,578 | Gondiya |
| 34 | चंद्रपूर | 358 | 151 | 13,875 | 18,159 | 258 | 42,262 | 6,235 | 6,616 | 5,332 | 15,311 | 1,287 | Chandrapur |
| 35 | गडचिरोली | 112 | 40 | 1,704 | 3,227 | 150 | 6,317 | 960 | 3,295 | 2,502 | 4,547 | 2,025 | Gadchiroli |
| महाराष्ट्र राज्य | | 23,434 | 21,618 | 15,12,539 | 58,65,533 | 4,71,779 | 10,481,433 | 27,00,335 | 49,90,905 | 46,29,048 | 47,86,321 | 6,89,010 | Maharashtra State |

आधार :- सहकार आयुक्त व निबंधक, सहकारी संस्था, महाराष्ट्र शासन, पुणे.

Source:- Commissioner for Co-operation and Registrar, Co-operative Societies, Government of Maharashtra, Pune.

17. सहकार / CO-OPERATION
तक्ता क्रमांक / TABLE No. 17.5
सहकार भूविकास बँकेची निवडक सांख्यिकी /
Selected Statistics of State Co-operative Land Development Bank

(₹ लाखात / ₹ in lakhs)

| वर्ष Year | बँका (संख्या) Banks (No.) | सदस्य (लाखात) Members- hip (lakhs) | भाग भांडवल Share Capital | | स्वीय भांडवल Owned funds | खेळते भांडवल Working Capital | वर्षात दिलेले कर्ज Loans advanced during the year including [N.C.D.C.] | कर्ज विमोचन Debt Redemption | लघु सिंचन Minor Irrigation | |
|--------------|------------------------------------|--|-----------------------------|--------------------------|-----------------------------------|---------------------------------------|---|--------------------------------------|-------------------------------------|----------|
| | | | शासकीय Held by Govt. | इतर Held by Others | | | | | | |
| (1) | (2) | (3) | (4) | (5) | (6) | (7) | (8) | (9) | (10) | |
| 1 | 1970-71 | 26 | 6.10 | -- | 1,576.00 | 1,876.00 | 13,316.00 | 1,786.00 | N.A. | N.A. |
| 2 | 1980-81 | 26 | N.A. | 603.00 | 2,665.07 | 7,660.63 | 32,650.53 | 5,417.02 | 3,920.05 | 3,906.00 |
| 3 | 1990-91 | 29 | 10.21 | 493.00 | 4,943.00 | 14,109.00 | 83,710.00 | 12,438.00 | 5,763.00 | 2,165.21 |
| 4 | 2000-01 | 337 | 11.80 | 493.00 | 8,500.32 | 71,160.47 | 1,36,367.53 | 948.26 | 10,293.41 | 14.59 |
| 5 | 2006-07 | 29 | 11.55 | -- | 6,392.64 | 64,142.8 | 1,58,157.57 | 253.47 | -- | 2.3 |
| 6 | 2008-09 | 29 | 11.41 | -- | 6,139.05 | 85,786.02 | 1,50,556.76 | -- | -- | -- |
| 7 | 2009-10 | 29 | 11.39 | -- | 5,862.25 | 81,429.42 | 1,35,707.11 | -- | -- | -- |
| 8 | 2010-11 | 29 | 8,95,450 | -- | 4,236.63 | 31,384.38 | 1,10,612.34 | -- | -- | -- |
| 9 | 2011-12 | -- | 827 | 493.00 | 3,977.85 | 1,17,626.04 | 2,07,271.32 | N.A. | 2,151.82 | -- |
| 10 | 2012-13 | -- | 827 | 493.00 | 3,977.85 | 1,32,245.09 | 2,20,813.41 | N.A. | 9.81 | -- |
| 11 | 2013-14 | -- | 827 | 493.00 | 3,977.85 | 1,31,204.39 | 2,09,857.50 | N.A. | 5.04 | -- |

| टॅक्टर खरेदीकरिता Purchase of Tractor | उपसा सिंचन Lift Irrigation | इतर जमिनीची सुधारणा Other land Improvement | या वर्षाची कर्ज वसुली Loans recovered during the year | थकबाकी Overdues | (*)नफा दाखविणाऱ्या बँका No. of Banks Showing profit | नपयाची रक्कम Amount Of profit | तोटा दाखविणाऱ्या बँका Bank Showing loss | तोटाची रक्कम Amount Of loss |
|---|----------------------------------|---|--|--------------------|---|--|---|--------------------------------------|
| (11) | (12) | (13) | (14) | (15) | (16) | (17) | (18) | (19) |
| N.A. | N.A. | N.A. | 807.00 | 920.00 | 2 | 4.00 | 24 | 231.00 |
| 907.50 | 145.00 | 100.00 | 2,942.25 | 5,232.68 | -- | 64.73 | -- | -- |
| 3,013.77 | 2,833.71 | 4.54 | 7,369.00 | 7,174.00 | 1 | 890.00 | -- | -- |
| 455.67 | 15.86 | -- | 21,228.21 | 42,753.54 | -- | -- | -- | 59,629.72 |
| -- | 4.98 | 246.19 | 18,597.27 | 61,136.08 | 3 | 2,219.4 | 26 | 18,328.34 |
| -- | -- | -- | 30,875.46 | 55,536.21 | -- | 670.99 | 25 | 13,187.87 |
| -- | -- | -- | 25893.71 | 67,668.93 | -- | -- | 29 | 18,445.25 |
| 0.09 | 0.09 | 0.05 | 14,352.92 | 42,035.78 | -- | -- | 104 | 54,306.71 |
| -- | -- | -- | 990.39 | 1,11,183.67 | -- | -- | -- | 79,921.08 |
| -- | -- | -- | 6 | 1,13,899.12 | -- | -- | -- | 91,223.56 |
| -- | -- | -- | 11,200.31 | 1,04,256.64 | -- | -- | -- | 1,11,699.74 |

आधार :- सहकार आयुक्त व निबंधक, सहकारी संस्था, महाराष्ट्र शासन, पुणे.

Source:- Commissioner for Co-operation and Registrar, Co-operative Societies, Government of Maharashtra, Pune.

17. सहकार / CO-OPERATION
तक्ता क्रमांक / TABLE NO. 17.6

मध्यवर्ती सहकारी बँकांची निवडक सांख्यिकी / Selected Statistics of Central Co-operative Banks

(₹ लाखात / ₹ in lakhs)

| अ.क्र. Sr.No | वर्ष Year | बँका (संख्या) Banks (No.) | शाखा (संख्या) Branches (No.) | सदस्य (संख्या हजारात) Membership (No. 000) | भाग भांडवल Share Capital | | स्वीय भांडवल Owned funds | खेळते भांडवल Working Capital | ठेवी Deposits |
|-----------------|--------------|------------------------------------|---------------------------------------|---|-----------------------------|--------------------------|-----------------------------------|---------------------------------------|------------------|
| | | | | | शासकीय Held by Govt. | इतर Held by others | | | |
| (1) | (2) | (3) | (4) | (5) | (6) | (7) | (8) | (9) | (10) |
| 1 | 1960-61 | 35 | N.A. | 57 | 199 | 454 | 820 | 6,093 | 2,647 |
| 2 | 1970-71 | 25 | 867 | 55 | 669 | 1,846 | 3,474 | 23,637 | 11,323 |
| 3 | 1980-81 | 26 | 1,703 | 62 | 806 | 3,757 | 10,206 | 83,526 | 58,814 |
| 4 | 1990-91 | 1 | 43 | 26 | .. | 2,816 | 28,922 | 3,10,125 | 2,09,362 |
| 5 | 2000-01 | 30 | 3,685 | 106 | 761 | 63,531 | 2,28,904 | 23,69,970 | 17,86,285 |
| 6 | 2006-07 | 31 | 3,646 | 131 | 458 | 1,17,983 | 6,32,221 | 40,70,177 | 27,65,725 |
| 7 | 2007-08 | 31 | 3,683 | 136 | 2,435 | 1,26,837 | 6,96,600 | 45,62,938 | 31,94,916 |
| 8 | 2008-09 | 31 | 3,687 | 142 | 1,485 | 1,34,724 | 7,18,918 | 51,40,250 | 38,06,208 |
| 9 | 2009-10 | 31 | 3,699 | 148 | 1,356 | 1,48,509 | 7,64,870 | 57,36,367 | 44,27,845 |
| 10 | 2010-11 | 31 | 3,720 | 143 | 1,318 | 1,47,191 | 8,38,100 | 62,19,382 | 46,61,118 |
| 11 | 2011-12 | 31 | 3,759 | 158 | 1,317 | 1,89,787 | 9,17,705 | 67,17,278 | 49,23,093 |
| 12 | 2012-13 | 31 | 3,728 | 163 | 8,389 | 2,14,951 | 9,97,401 | 72,60,993 | 53,38,223 |
| 13 | 2013-14 | 31 | 3,722 | 173 | 7,877 | 2,31,917 | 10,90,183 | 77,78,165 | 57,37,761 |

| येणे कर्ज Borrowings outstanding | वर्षभरात दिलेली कर्जे Loans advanced during the year | वर्ष अखेरचे येणे कर्ज Loans outstanding at the end of the year | येणे रकमेच्या थकबाकीची टक्केवारी Overdues as average outstanding | नफा झालेल्या बँका (संख्या) No. of Banks showing profit | नफा profit | तोटा झालेल्या बँका (संख्या) No. of Banks showing loss | तोटा Loss |
|---|--|---|---|--|---------------|---|--------------|
| (11) | (12) | (13) | (14) | (15) | (16) | (17) | (18) |
| 2,465 | 9,471 | 4,361 | 93.12 | 33 | 49 | 2 | 0.41 |
| 8,055 | 37,072 | 7,210 | 71.14 | 25 | 140 | .. | .. |
| 9,355 | 1,83,104 | 47,994 | 15.91 | 26 | 376 | .. | .. |
| 61,636 | 2,13,016 | 2,17,314 | 29.44 | 1 | 686 | .. | .. |
| 2,44,574 | 20,20,829 | 13,58,906 | 28.10 | 22 | 9,579 | 8 | 13,097.00 |
| 4,51,403 | 15,65,606 | 22,25,158 | 5,53,423.00 | 16 | 7,745 | 15 | 1,64,017.00 |
| 4,24,906 | 18,59,848 | 24,44,634 | 7,75,214.00 | 15 | 8,325 | 16 | 1,85,070.00 |
| 2,90,242 | 14,33,599 | 22,68,264 | 7,32,756.00 | 18 | 15,216 | 13 | 1,49,186.00 |
| 19,56,630 | 19,46,326 | 25,10,030 | 5,24,760 | 17 | 17,337 | 14 | 1,46,433 |
| 4,00,351 | 27,90,399 | 30,17,303 | 5,84,987.00 | 20 | 20,626 | 11 | (-) 1,35,061 |
| 5,12,338 | 33,42,304 | 36,00,635 | 18.90 | 19 | 21,014 | 12 | 1,10,889 |
| 5,32,052 | 40,87,240 | 40,19,487 | 17.83 | 19 | 22,814 | 12 | 96,136 |
| 5,38,163 | 40,46,333 | 40,35,749 | 24.55 | 19 | 28,846 | 12 | 95,710 |

आधार :- सहकार आयुक्त व निबंधक, सहकारी संस्था, महाराष्ट्र शासन, पुणे.

Source:- Commissioner for Co-operation and Registrar, Co-operative Societies, Government of Maharashtra, Pune

17. सहकार / CO-OPERATION

तक्ता क्रमांक / TABLE NO. 17.7

राज्य शिखर सहकारी पणन संघाची निवडक सांख्यिकी / Selected statistics of Apex State Cooperative Marketing Federation

(₹ लाखात / ₹ in lakhs)

| अ. क्र. Sr.No | वर्ष (30 जून रोजी) Year (As on 30 th June) | सदस्य संख्या Membership (No.) | शासनाचा भाग Share held by Govt. | इतर भांडवल Capital held by others | स्वीय भांडवल Owned funds | खेळते भांडवल Working capital | उत्पादन (टनात) Quantity of production produced (Tonnes) | उत्पादित मालाची किंमत Value of productions | धंद्याची उलाढाल Business turnover | विक्री केलेल्या शेतमालाची किंमत Value of Agriculture produce market | वाटप केलेल्या बियाणांची किंमत Value of Seed distributed | वाटप केलेल्या खतांची किंमत Fertilizer distributed | वाटप केलेल्या उपयोग्य वस्तुंची किंमत Value of Consumer goods distributed | नफा Profit |
|------------------|--|--|---|---|-----------------------------------|---------------------------------------|--|--|--|--|---|--|--|---------------|
| (1) | (2) | (3) | (4) | (5) | (6) | (7) | (8) | (9) | (10) | (11) | (12) | (13) | (14) | (15) |
| 1 | 1960-61 | 700 | 8 | 5 | 14 | 74 | N.A. | 622 | 1,223 | 1,223 | N.A. | Nil | Nil | Nil |
| 2 | 1970-71 | 800 | 122 | 33 | 254 | 1,741 | N.A. | 4,143 | 5,064 | 3,845 | 645 | 35 | 487 | 24 |
| 3 | 1980-81 | 1,200 | 707 | 64 | 1,618 | 9,553 | N.A. | 25,227 | 39,720 | 2,679 | Nil | 8,906 | Nil | 112 |
| 4 | 1990-91 | 3,691 | 1,446 | 51 | 3,626 | 13,565 | N.A. | 22,388 | 27,709 | 4,515 | Nil | 17,101 | 5,110 | 1 |
| 6 | 2000-01 | 900 | 1,296 | 1,235 | 4,635 | 3,476 | N.A. | N.A. | 44,998 | 11,714 | Nil | 28,371 | 2,149 | 35 |
| 7 | 2004-05 | 700 | 1,235 | 1,304 | 4,959 | 2,067 | N.A. | N.A. | 29,230 | 9,596 | Nil | 15,356 | 1,374 | 22 |
| 8 | 2005-06 | 700 | 1,235 | 1,300 | 5,054 | 2,266 | N.A. | N.A. | 25,788 | 9,835 | Nil | 12,547 | 848 | 22 |
| 9 | 2010-11 | 833 | 1,235 | 79 | 7,662 | 23,075 | N.A. | N.A. | 1,00,787 | 39,444 | Nil | 52,657 | 1,432 | 190 |
| 10 | 2012-13 | 837 | 1,235 | 0.82 | 9,637 | 14,009 | N.A. | N.A. | 0 | 1,35,150 | 6,70,133 | 67,673 | 346 | 286 |

N.A. — Not Available

आधार :- सहकार आयुक्त व निबंधक, सहकारी संस्था, महाराष्ट्र शासन, पुणे.

Source:- Commissioner for Co-operation and Registrar, Co-operative Societies, Government of Maharashtra, Pune

17. सहकार / CO-OPERATION

तक्ता क्रमांक / TABLE NO. 17.8

मध्यवर्ती ग्राहक भांडारांची निवडक सांख्यिकी / Selected statistics of Central Consumers Stores

(₹ लाखात / ₹ in lakhs)

| अ. क्र. Sr.No | वर्ष Year | संस्था संख्या Societies No. | सदस्य संख्या Membership (000) | स्वीय भांडवल Owned funds | भाग भांडवल Share Capital | | खेळते भांडवल Working Capital | विक्रीची किंमत Value of Sales | नफा झालेली भांडारे (संख्या) Stores showing profits (No.) | नफा Profit | तोटा झालेली भांडारे (संख्या) Stores showing loss (No.) | तोटा Loss |
|------------------|--------------|--------------------------------------|--|-----------------------------------|-----------------------------|--------------------------|---------------------------------------|--|---|---------------|---|--------------|
| | | | | | शासकीय Held by Govt. | इतर Held by others | | | | | | |
| (1) | (2) | (3) | (4) | (5) | (6) | (7) | (8) | (9) | (10) | (11) | (12) | (13) |
| 1 | 1960-61 | 1 | 0.2 | 3 | .. | 3 | 7 | 187 | .. | .. | 1 | .. |
| 2 | 1970-71 | 43 | 135 | 195 | 97 | 36 | 463 | 3,031 | 28 | 9 | 15 | 17 |
| 3 | 1980-81 | 75 | 123 | 423 | 150 | 149 | 1,100 | 6,396 | 45 | 16 | 17 | 25 |
| 4 | 1990-91 | 114 | 292 | 1,050 | 246 | 297 | 2,498 | 13,389 | 69 | 50 | 34 | 52 |
| 5 | 2000-01 | 145 | 386 | 2,739 | 483 | 113 | 13,354 | 44,855 | 110 | 1127 | 35 | 102 |
| 6 | 2010-11 | 167 | 352 | 3,532 | 301 | 1,485 | 10,572 | 32,456 | 94 | 310 | 55 | 424 |
| 7 | 2011-12 | 173 | 348 | 3,789 | 388 | 1,557 | 10,541 | 31,219 | 98 | 246 | 134 | 392 |
| 8 | 2012-13 | 167 | 358 | 2,929 | 337 | 1,371 | 9,828 | 33,953 | 93 | 238 | 55 | 399 |
| 9 | 2013-14 | 160 | 348 | 3,789 | 388 | 1,557 | 10,541 | 31,219 | 100 | 346 | 60 | 392 |

आधार :- सहकार आयुक्त व निबंधक, सहकारी संस्था, महाराष्ट्र शासन, पुणे.

Source:- Commissioner for Co-operation and Registrar, Co-operative Societies, Government of Maharashtra, Pune.

17. सहकार / CO-OPERATION

तक्ता क्रमांक / TABLE NO. 17.9

मजूर सहकारी संस्थांची निवडक सांख्यिकी / Selected statistics of Labour Cooperative Societies

(₹ लाखात / ₹ in lakhs)

| अ. क्र. Sr.No | वर्ष Year | संस्था संख्या Societies No. | सदस्य संख्या Membership (000) | स्वीय भांडवल Owned funds | खेळते भांडवल Working Capital | केलेल्या कामाची किंमत Value of work done | नफा झालेल्या संस्था (संख्या) Societies in profit (No.) | नफा Profit | तोटा झालेल्या संस्था (संख्या) Societies in loss (No.) | तोटा Loss |
|------------------|--------------|--------------------------------------|--|-----------------------------------|---------------------------------------|--|--|---------------|---|--------------|
| | | | | | | | | | | |
| (1) | (2) | (3) | (4) | (5) | (6) | (7) | (8) | (9) | (10) | (11) |
| 1 | 1960-61 | 371 | 17 | 8 | 45 | N.A. | 121 | 2 | 140 | 1 |
| 2 | 1970-71 | 1,115 | 52 | 67 | 140 | 412 | 439 | N.A. | N.A. | N.A. |
| 3 | 1980-81 | 3,334 | 175 | 193 | 2,154 | 3,578 | 1,539 | 54 | 1,285 | 27 |
| 4 | 1990-91 | 4,434 | 220 | 418 | 5,875 | 12,980 | 2,355 | 156 | 1,557 | 71 |
| 5 | 2000-01 | 8,127 | 482 | 1,272 | 11,998 | 54,831 | 5,131 | 973 | 2,836 | 295 |
| 6 | 2010-11 | 11,113 | 867 | 1,992 | 22,025 | 2,80,778 | 6,729 | 3,923 | 3,877 | 6,923 |
| 7 | 2011-12 | 11,203 | 774 | 1,508 | 19,733 | N.A. | 6,777 | 2,426 | 3,911 | 6,876 |
| 8 | 2012-13 | 11,391 | 781 | 2,911 | 20,148 | N.A. | 7,023 | 3,810 | 3,863 | 6,980 |
| 9 | 2013-14 | 11,312 | 874 | 3,020 | 19,224 | N.A. | 7,103 | 5,683 | 3,735 | 6,937 |

टीप - N.A. - उपलब्ध नाही / Not Available.

आधार :- सहकार आयुक्त व निबंधक, सहकारी संस्था, महाराष्ट्र शासन, पुणे.

Source:- Commissioner for Co-operation and Registrar, Co-operative Societies, Government of Maharashtra, Pune.

17. सहकार / CO-OPERATION

तक्ता क्रमांक / TABLE NO. 17.10

प्राथमिक गृहनिर्माण सहकारी संस्थांची निवडक सांख्यिकी /
Selected statistics of Primary Housing Co-operative Societies

(₹ लाखात / ₹ in lakhs)

| अ.क्र. Sr.No | वर्ष Year | संस्था संख्या Societies No. | सदस्य (संख्या हजारात) Membership (000) | स्वीय भांडवल Owned Funds | खेळते भांडवल Working Capital | वर्षअखेरीस बांधलेली घरे (संख्या) Houses constructed at the end of the year (No.) | नफा झालेल्या संस्था (संख्या) Societies in profit (No.) | नफा Profit | तोटा झालेल्या संस्था (संख्या) Societies in loss (No.) | तोटा Loss |
|-----------------|--------------|--------------------------------------|--|-----------------------------------|---------------------------------------|--|--|---------------|--|--------------|
| (1) | (2) | (3) | (4) | (5) | (6) | (7) | (8) | (9) | (10) | (11) |
| 1 | 1960-61 | 1,495 | 77 | 538 | 2,504 | 32 | 696 | 6 | 442 | 4 |
| 2 | 1970-71 | 7,425 | 291 | 1,527 | 13,143 | 54 | 3,138 | 39 | 2,693 | 27 |
| 3 | 1980-81 | 15,640 | 532 | 3,206 | 35,081 | 107 | 7,342 | 155 | 5,291 | 62 |
| 4 | 1990-91 | 33,914 | 1,141 | 11,602 | 1,34,065 | 5,56,516 | 16,901 | 1,024 | 9,245 | 702 |
| 5 | 2000-01 | 52,330 | 1,857 | 18,596 | 4,94,808 | 3,26,537 | N.A. | N.A. | N.A. | N.A. |
| 6 | 2005-06 | 67,586 | 1,870 | 18,243 | 2,51,975 | 688 | N.A. | N.A. | N.A. | N.A. |
| 7 | 2010-11 | 79,897 | 2,225 | 22,427 | 2,99,468 | 3,06,585 | N.A. | N.A. | N.A. | N.A. |
| 8 | 2011-12 | 824.2 | 23,104 | 3,10,941 | 3,02,328 | 251.86 | N.A. | N.A. | N.A. | N.A. |
| 9 | 2012-13 | 829.0 | 22,174 | 4,41,027 | 431,027 | 284.43 | N.A. | N.A. | N.A. | N.A. |

टीप - N.A. - उपलब्ध नाही / Not Available.

आधार :- सहकार आयुक्त व निबंधक, सहकारी संस्था, महाराष्ट्र शासन, पुणे.

Source:- Commissioner for Co-operation and Registrar, Co-operative Societies, Government of Maharashtra, Pune.

17. सहकार / CO-OPERATION

तक्ता क्रमांक / TABLE NO. 17.11

दुग्धशाळा व दूध पुरवठा सहकारी संस्थांची निवडक सांख्यिकी /
Selected statistics of Dairy and Milk Supply Co-operative Societies

(₹ लाखात / ₹ in lakhs)

| अ.क्र. Sr.No | वर्ष Year | संस्था संख्या Societies No. | सदस्य संख्या (०००) Membership (000) | स्वीय भांडवल Owned Funds | खेळते भांडवल Working Capital | दूध व दुधाच्या पदार्थाचे उत्पादन | दूध व दुधाच्या पदार्थाची विक्री | नफा झालेल्या संस्था (संख्या) Societies in profit (No.) | नफा Profit | तोटा झालेल्या संस्था (संख्या) Societies in loss (No.) | तोटा Loss |
|-----------------|--------------|--------------------------------------|---|-----------------------------------|---------------------------------------|---|--|--|---------------|---|--------------|
| (1) | (2) | (3) | (4) | (5) | (6) | (7) | (8) | (9) | (10) | (11) | (12) |
| 1 | 1960-61 | 431 | 16 | 12 | 26 | 67 | 69 | 156 | 2 | 133 | .. |
| 2 | 1970-71 | 2,021 | 126 | 76 | 314 | 810 | 841 | 833 | 13 | 691 | 5 |
| 3 | 1980-81 | 7,819 | 703 | 598 | 1,992 | 8,531 | 9,132 | 4,091 | 197 | 2,023 | 26 |
| 4 | 1990-91 | 14,355 | 1,268 | 10,186 | 35,613 | 55,227 | 65,057 | 6,798 | 1,043 | 3,136 | 508 |
| 5 | 2000-01 | 22,466 | 1,518 | 1,16,119 | 12,41,321 | 32,34,941 | 34,03,403 | 12,267 | 10,758 | 9,634 | 6,542 |
| 6 | 2010-11 | 32,044 | 2,362 | 48,356 | 1,35,255 | 6,10,110 | 5,46,678 | 13,890 | 5,173 | 12,790 | 1,079 |
| 7 | 2011-12 | 26,656 | 2,124 | 48,049 | 1,34,652 | N.A. | 6,37,361 | 13,494 | 5,132 | 12,720 | 5,132 |
| 8 | 2012-13 | 26,603 | 1,125 | 39,796 | 9,696 | N.A. | 1,27,247 | 12,861 | 5,337 | 13,891 | 5,337 |
| 9 | 2013-14 | 25,988 | 194 | 0 | 11,379 | N.A. | 1,33,593 | 13,544 | 5,223 | 12,344 | 5,223 |

टीप - N.A. - उपलब्ध नाही / Not Available.

आधार :- सहकार आयुक्त व निबंधक, सहकारी संस्था, महाराष्ट्र शासन, पुणे.

Source:- Commissioner for Co-operation and Registrar, Co-operative Societies, Government of Maharashtra, Pune.

17. सहकार / CO-OPERATION

तक्ता क्रमांक / TABLE NO. 17.12

राज्यातील महिला सहकारी संस्थांची वर्षवार निवडक सांख्यिकी /
Yearwise Selected statistics of Women Co-operative Societies in the State

(₹ लाखात / ₹ in lakhs)

| वर्ष Year | संस्था (संख्या) Societies No. | सदस्य संख्या (०००) Membership (000) | भाग भांडवल Share Capital (000) | स्वीय भांडवल Owned Funds | खेळते भांडवल Working Capital | चालू वर्षी दिलेली कर्जे Loans advanced during the year | वर्ष अखेरीस थकबाकी राहिलेली कर्जे Loans outstanding at the end of the year | नफा झालेल्या संस्था (संख्या) Societies in profit (No.) | नफा Profit | तोटा झालेल्या संस्था (संख्या) Societies in loss (No.) | तोटा Loss |
|--------------|--|---|--|-----------------------------------|---------------------------------------|---|---|--|---------------|---|--------------|
| (1) | (2) | (3) | (4) | (5) | (6) | (7) | (8) | (9) | (10) | (11) | (12) |
| 1990-91 | 1,148 | 217 | 497 | 911 | 7,120 | .. | 3,767 | 427 | 210 | 430 | 44 |
| 2000-01 | 1,046 | 87 | 170 | 253 | 1,558 | 4 | 50 | 445 | 60 | 494 | 85 |
| 2010-11 | 952 | 20 | 259 | 291 | 683 | 23 | 56 | 220 | 188 | 447 | 70 |
| 2011-12 | 849 | 33 | 289 | 305 | 655 | 22 | 55 | 241 | 190 | 518 | 70 |
| 2012-13 | 719 | 19 | 274 | 285 | 633 | 13 | 62 | 159 | 186 | 407 | 71 |
| 2013-14 | 664 | 19 | 242 | 242 | 599 | 13 | 42 | 159 | 186 | 386 | 69 |

टीप - N.A. - उपलब्ध नाही / Not Available.

आधार :- सहकार आयुक्त व निबंधक, सहकारी संस्था, महाराष्ट्र शासन, पुणे.

Source:- Commissioner for Co-operation and Registrar, Co-operative Societies, Government of Maharashtra, Pune.

17. सहकार / CO-OPERATION

तक्ता क्रमांक / TABLE NO. 17.13

औद्योगिक सहकारी संस्थांची निवडक सांख्यिकी / Selected statistics of Industrial Co-operative Societies

(₹ लाखात / ₹ in lakhs)

| वर्ष Year | संस्था (संख्या) Societies No. | सदस्य संख्या (०००) Member- ship (000) | भाग भांडवल Share Capital (000) | स्वीय भांडवल Owned Funds | खेळते भांडवल Working Capital | ठेवी Deposits | उत्पादित मालाची किंमत Value of goods produced | विक्री केलेल्या मालाची किंमत Value of goods sold | नफा झालेल्या संस्था (संख्या) Societies in profit (No.) | नफा Profit | तोटा झालेल्या संस्था (संख्या) Societies in loss (No.) | तोटा Loss |
|--------------|--|--|--|-----------------------------------|---------------------------------------|------------------|--|---|--|---------------|---|--------------|
| (1) | (2) | (3) | (4) | (5) | (6) | (7) | (8) | (9) | (10) | (11) | (12) | (1) |
| 1960-61 | 1,968 | 72 | 83 | 107 | 289 | N.A. | 329 | 385 | 541 | 10 | 791 | 10 |
| 1970-71 | 1,729 | 83 | 228 | 318 | 772 | 15 | 98 | 590 | 442 | 38 | 450 | 12 |
| 1980-81 | 1,827 | 225 | 718 | 1,096 | 2,884 | 111 | 1,456 | 2,069 | 821 | 65 | 463 | 59 |
| 1990-91 | 4,911 | 292 | 1,496 | 85 | 7,648 | 211 | 722 | 745 | 1,980 | 223 | 1,794 | 216 |
| 2010-11 | 9,510 | 836 | 3,589 | 4,750 | 17,429 | 764 | 8,235 | 2,602 | 3,745 | 635 | 5,279 | 352 |
| 2011-12 | 228 | 36 | 2,334 | 4,955 | 17,707 | 2,196 | 265 | 2,050 | 130 | 186 | 76 | 65 |
| 2012-13 | 223 | 36 | 2,335 | 4,966 | 17,720 | 2,196 | 270 | 2,053 | 130 | 187 | 76 | 35 |
| 2013-14 | 220 | 34 | 1,986 | 1,986 | 54,564 | 2,080 | 274 | 2,065 | 132 | 204 | 65 | 48 |

टीप - N.A. - उपलब्ध नाही / Not Available.

आधार :- सहकार आयुक्त व निबंधक, सहकारी संस्था, महाराष्ट्र शासन, पुणे.

Source:- Commissioner for Co-operation and Registrar, Co-operative Societies, Government of Maharashtra, Pune.

**17. सहकार /
तक्ता क्रमांक /
कृषि व बिगर कृषि पत शिखर आणि मध्यवर्ती संस्थांचे व्यवहार /
(2010-**

| अ.क्र. Sr.No | जिल्हे | बँकाची संख्या No.of Banks | सदस्य संख्या / Membership (Nos.) | | | स्वीय | एकूण | कर्जे Borrowings | खेळते |
|-------------------------|-------------|------------------------------------|-------------------------------------|-------------------------|--------------------|--------------------------|---------------------------|---------------------|------------------------------|
| | | | संस्थेतील Societies | व्यक्तिगत Individual | नाममत्र Nominal | भांडवल Owned funds | ठेवी Total deposits | | भांडवल Working Capital |
| (1) | (2) | (3) | (4) | (5) | (6) | (7) | (8) | (9) | (10) |
| 1 | मुंबई शहर | 4 | 26,796 | 4,217 | 0 | 5,92,998 | 20,66,236 | 5,41,844 | 31,69,263 |
| 2 | मुंबई उपनगर | | | | | | | | |
| 3 | ठाणे | 1 | 5,253 | 182 | 0 | 43,773 | 2,97,297 | 64 | 3,58,527 |
| 4 | रायगड | 1 | 276 | 968 | 0 | 14,343 | 1,21,269 | 160 | 1,37,548 |
| 5 | रत्नागिरी | 1 | 986 | 221 | 0 | 7,673 | 79,733 | 1,975 | 92,322 |
| 6 | सिंधुदुर्ग | 1 | 1,711 | 247 | 0 | 9,666 | 83,014 | 3,878 | 98,616 |
| 7 | नाशिक | 1 | 7,414 | 1,835 | 0 | 45,629 | 2,75,184 | 350 | 3,65,785 |
| 8 | धुळे | 1 | 3,766 | 1 | 0 | 9,921 | 1,12,573 | 0 | 1,26,130 |
| 9 | नंदुरबार | 0 | 0 | 0 | 0 | 0 | 0 | 0 | 0 |
| 10 | जळगाव | 1 | 4,717 | 2,624 | 0 | 25,449 | 2,13,762 | 36,292 | 0 |
| 11 | अहमदनगर | 1 | 5,920 | 910 | 0 | 43,399 | 3,45,261 | 13,910 | 2,98,058 |
| 12 | पुणे | 1 | 9,164 | 2,524 | 0 | 69,498 | 5,21,393 | 36,166 | 4,32,024 |
| 13 | सातारा | 1 | 10,622 | 710 | 0 | 49,514 | 1,93,373 | 8,115 | 6,46,270 |
| 14 | सांगली | 1 | 3,928 | 363 | 0 | 29,517 | 2,13,107 | 33,843 | 2,42,431 |
| 15 | सोलापूर | 2 | 5,936 | 3,021 | 0 | 33,657 | 2,97,289 | 20,568 | 2,85,681 |
| 16 | कोल्हापूर | 1 | 2,644 | 134 | 0 | 26,211 | 2,57,494 | 15,780 | 3,65,901 |
| 17 | औरंगाबाद | 1 | 0 | 0 | 0 | 0 | 0 | 0 | 3,26,975 |
| 18 | जालना | 1 | 1,433 | 1 | 0 | 10,617 | 36,018 | 4,643 | 0 |
| 19 | परभणी | 1 | 2,659 | 2 | 0 | 22,682 | 69,415 | 11,383 | 1,05,292 |
| 20 | हिंगोली | 0 | 0 | 0 | 0 | 0 | 0 | 0 | 0 |
| 21 | बीड | 1 | 2,320 | 0 | 0 | 36,620 | 53,153 | 21,775 | 0 |
| 22 | नांदेड | 1 | 1,741 | 0 | 0 | 23,918 | 91,092 | 13,705 | 1,40,035 |
| 23 | उस्मानाबाद | 1 | 2,290 | 114 | 0 | 41,413 | 48,301 | 3,798 | 98,879 |
| 24 | लातूर | 1 | 2,923 | 172 | 0 | 34,852 | 1,19,733 | 23,975 | 1,88,035 |
| 25 | बुलढाणा | 1 | 1,763 | 1,382 | 0 | 17,018 | 72,202 | 29 | 1,00,634 |
| 26 | अकोला | 1 | 1,763 | 1,382 | 0 | 17,018 | 72,202 | 29 | 1,68,093 |
| 27 | वाशिम | 0 | 0 | 0 | 0 | 0 | 0 | 0 | 0 |
| 28 | अमरावती | 1 | 1,347 | 1,371 | 0 | 26,224 | 94,159 | 14,778 | 1,20,770 |
| 29 | यवतमाळ | 1 | 1,411 | 422 | 0 | 24,815 | 1,02,878 | 24,015 | 1,62,337 |
| 30 | वर्धा | 1 | 2,616 | 156 | 0 | 38,186 | 1,18,214 | 5,000 | 1,73,359 |
| 31 | नागपूर | 1 | 715 | 92 | 0 | 65,941 | 48,156 | 6,057 | 75,083 |
| 32 | भंडारा | 1 | 1,154 | 88 | 0 | 11,429 | 47,847 | 4,000 | 69,446 |
| 33 | गोंदिया | 1 | 1,493 | 440 | 0 | 15,599 | 1,14,258 | 14,024 | 1,51,522 |
| 34 | चंद्रपूर | 1 | 466 | 39 | 0 | 8,088 | 50,719 | 903 | 64,112 |
| 35 | गडचिरोली | 1 | 1,042 | 122 | 0 | 10,113 | 43,197 | 7,300 | 65,062 |
| महाराष्ट्र राज्य | | 35 | 1,15,882 | 23,463 | 0 | 14,09,645 | 63,10,034 | 8,86,800 | 86,82,025 |

आधार :- सहकार आयुक्त व निबंधक, सहकारी संस्था, महाराष्ट्र शासन, पुणे.

CO-OPERATION**TABLE NO. 17.14****Operations of Agricultural and non-Agricultural Credit Apex and Central Institutions
-11)**

(₹ लाखात / ₹ in lakhs)

| एकूण गुंतवणूक Total investment | नवीन कर्जे Fresh advances | कर्ज वसुली Loan recovery | येणे कर्जे Loans outstanding | | कर्जे Loans | थकबाकी / Overdues | Districts |
|---|------------------------------------|-----------------------------------|---------------------------------|-------------------------|-----------------|--|--------------------------------|
| | | | संस्था Societies | व्यक्तिगत Individual | | नुतनीकरण न केलेल्या पत कर्जाचा अधिकर्ष Non renewed cash credit overdues | |
| (11) | (12) | (13) | (14) | (15) | (16) | (17) | (2) |
| 14,34,345 | 11,13,622 | 9,11,869 | 12,98,752 | 21,955 | 1,77,417 | 19,072 | Mumbai City Mumbai Suburban |
| 2,02,327 | 94,473 | 51,111 | 18,428 | 1,15,411 | 4,408 | 21 | Thane |
| 68,273 | 50,273 | 61,824 | 1,479 | 35,481 | 1,615 | 32 | Raigad |
| 29,550 | 85,848 | 76,314 | 24,461 | 33,843 | 3,435 | 833 | Ratnagiri |
| 35,454 | 52,764 | 40,812 | 19,149 | 35,759 | 4,791 | 520 | Sindhudurg |
| 23,926 | 84,439 | 2,05,328 | 1,94,686 | 8,026 | 46,860 | 1,195 | Nashik |
| 68,968 | 46,903 | 19,142 | 27,924 | 5,390 | 7,202 | 646 | Dhule |
| 0 | 0 | 0 | 0 | 0 | 0 | 0 | Nandurbar |
| 1,41,833 | 14,178 | 1,28,638 | 71,655 | 25,210 | 34,462 | 5,615 | Jalgaon |
| 1,84,486 | 2,11,619 | 40,376 | 2,02,653 | 8,967 | 157,840 | 18,454 | Ahmednagar |
| 2,75,066 | 2,20,944 | 1,00,587 | 58,342 | 2,47,957 | 40,611 | 780 | Pune |
| 13,454 | 2,41,455 | 2,56,687 | 1,26,025 | 1,607 | 6,216 | 9,065 | Satara |
| 1,347 | 2,49,824 | 0 | 1,60,597 | 0 | 4,452 | 5,262 | Sangli |
| 1,28,223 | 4,00,678 | 3,65,496 | 2,06,781 | 10,878 | 19,837 | 492 | Solapur |
| 1,34,685 | 3,61,353 | 0 | 1,26,592 | 30,640 | 17,677 | 380 | Kolhapur |
| 0 | 0 | 0 | 0 | 0 | 0 | 0 | Aurangabad |
| 21,565 | 15,131 | 18,780 | 14,072 | 1,059 | 73,411 | 255 | Jalna |
| 24,973 | 60,689 | 0 | 54,610 | 1,123 | 28,129 | 2,045 | Parbhani |
| 0 | 0 | 0 | 0 | 0 | 0 | 0 | Hingoli |
| 16,869 | 0 | 0 | 24,454 | 0 | 0 | 0 | Beed |
| 26,256 | 1,19,116 | 26,971 | 89,972 | 11,359 | 3,074 | 1,280 | Nanded |
| 20,574 | 51,029 | 13,857 | 38,161 | 0 | 7,778 | 1,715 | Osmanabad |
| 47,433 | 1,24,899 | 20,309 | 1,20,065 | 4,884 | 8,866 | 7,235 | Latur |
| 45,271 | 41,667 | 33,600 | 33,500 | 8,168 | 6,572 | 472 | Buldhana |
| 78,754 | 1,98,247 | 1,29,533 | 63,100 | 5,613 | 11,583 | 917 | Akola |
| 0 | 0 | 0 | 0 | 0 | 0 | 0 | Washim |
| 47,253 | 45,275 | 0 | 21,690 | 41,243 | 17,384 | 5,761 | Amravati |
| 37,805 | 85,306 | 73,059 | 84,706 | 14,507 | 50,334 | 817 | Yavatmal |
| 51,742 | 59,213 | 37,756 | 34,228 | 51,882 | 31,416 | 1,688 | Wardha |
| 0 | 34,069 | 29,112 | 28,933 | 5,137 | 21,208 | 322 | Nagpur |
| 0 | 30,933 | 25,439 | 21,920 | 9,013 | 11,983 | 404 | Bhandara |
| 62,157 | 52,982 | 46,532 | 34,936 | 29,256 | 15,936 | 1,141 | Gondiya |
| 34,809 | 11,174 | 5,147 | 8,274 | 4,210 | 3,262 | 231 | Chandrapur |
| 15,596 | 28,728 | 12,645 | 27,677 | 11,674 | 13,373 | 120 | Gadchiroli |
| 32,72,995 | 41,86,832 | 27,30,923 | 32,37,820 | 7,80,250 | 7,65,061 | 86,770 | Maharashtra State |

Source:- Commissioner for Co-operation and Registrar, Co-operative Societies, Government of Maharashtra, Pune.

**17. सहकार /
तक्ता क्रमांक /
सहकारी पणन संस्थांचे व्यवहार /
(2010-**

| अ. क्र. Sr. No | जिल्हे | संस्थांची संख्या No. of Societies | सदस्य संख्या (०००) Membership (000) | स्वीय भांडवल Owned Capital | इतर कर्जे Other Borrowings | खेळते भांडवल Working Capital | नवीन कर्जे Fresh advances | कर्ज वसुली Loan recoveries | येणे कर्जे Loans Outstanding |
|-------------------------|-------------|--|---|-------------------------------------|-------------------------------------|---------------------------------------|------------------------------------|-------------------------------------|------------------------------------|
| (1) | (2) | (3) | (4) | (5) | (6) | (7) | (8) | (9) | (10) |
| 1 | मुंबई शहर | 2 | 10 | 10,282 | 5,10,852 | 40,046 | 0 | 0 | 5,00,831 |
| 2 | मुंबई उपनगर | | | | | | | | |
| 3 | ठाणे | 27 | 8 | 991 | 588 | 294 | 0 | 0 | 102 |
| 4 | रायगड | 34 | 12 | 123 | 94 | 462 | 0 | 0 | 1 |
| 5 | रत्नागिरी | 17 | 9 | 822 | 403 | 701 | 407 | 0 | 1 |
| 6 | सिंधुदुर्ग | 49 | 26 | 651 | 324 | 1,494 | 0 | 7 | 20 |
| 7 | नाशिक | 134 | 67 | 1,084 | 581 | 2,137 | 0 | 0 | 265 |
| 8 | धुळे | 82 | 32 | 164 | 345 | 449 | 0 | 68 | 28 |
| 9 | नंदुरबार | 35 | 26 | 324 | 59 | 867 | 87 | 0 | 47 |
| 10 | जळगाव | 139 | 112 | 1,967 | 534 | 4,692 | 616 | 20 | 627 |
| 11 | अहमदनगर | 56 | 35 | 763 | 410 | 2,032 | 0 | 0 | 137 |
| 12 | पुणे | 103 | 48 | 1,086 | 2,487 | 6,476 | 0 | 0 | 0 |
| 13 | सातारा | 40 | 27 | 617 | 192 | 1,982 | 0 | 0 | 193 |
| 14 | सांगली | 56 | 33 | 604 | 683 | 2,731 | 0 | 0 | 0 |
| 15 | सोलापूर | 50 | 24 | 581 | 63 | 1,014 | 0 | 0 | 0 |
| 16 | कोल्हापूर | 486 | 70 | 3,997 | 2,971 | 63,590 | 41 | 9 | 413 |
| 17 | औरंगाबाद | 16 | 273 | 435 | 417 | 673 | 0 | 0 | 47 |
| 18 | जालना | 17 | 17 | 82 | 154 | 138 | 0 | 0 | 5 |
| 19 | परभणी | 19 | 11 | 58 | 403 | 55 | 0 | 3 | 5 |
| 20 | हिंगोली | 5 | 6 | 30 | 687 | 211 | 0 | 0 | 11 |
| 21 | बीड | 143 | 5 | 23 | 46 | 31 | 0 | 0 | 0 |
| 22 | नांदेड | 62 | 10 | 270 | 376 | 290 | 0 | 0 | 33 |
| 23 | उस्मानाबाद | 39 | 7 | 60 | 188 | 339 | 0 | 0 | 0 |
| 24 | लातूर | 12 | 5 | 61 | 148 | 477 | 0 | 0 | 0 |
| 25 | बुलढाणा | 25 | 41 | 335 | 93 | 587 | 0 | 0 | 81 |
| 26 | अकोला | 19 | 15 | 741 | 26 | 202 | 9 | 2 | 12 |
| 27 | वाशिम | 8 | 270 | 222 | 22 | 402 | 0 | 0 | 0 |
| 28 | अमरावती | 22 | 16 | 402 | 77 | 766 | 2 | 1 | 37 |
| 29 | यवतमाळ | 18 | 50 | 539 | 159 | 1,244 | 4 | 517 | 185 |
| 30 | वर्धा | 18 | 13 | 340 | 53 | 1,702 | 0 | 23 | 28 |
| 31 | नागपूर | 14 | 23 | 208 | 205 | 3,240 | 0 | 0 | 56 |
| 32 | भंडारा | 8 | 7 | 124 | 28 | 145 | 0 | 0 | 0 |
| 33 | गोंदिया | 6 | 10 | 58 | 138 | 207 | 0 | 0 | 16 |
| 34 | चंद्रपूर | 13 | 14 | 78 | 155 | 399 | 0 | 58 | 6 |
| 35 | गडचिरोली | 5 | 4 | 30 | 18 | 64 | 0 | 0 | 1 |
| महाराष्ट्र राज्य | | 1,779 | 1,336 | 28,152 | 5,23,979 | 1,40,139 | 1,166 | 708 | 5,03,189 |

आधार :- सहकार आयुक्त व निबंधक, सहकारी संस्था, महाराष्ट्र शासन, पुणे.

CO-OPERATION
TABLE NO. 17.15
Operations of Co-operative Marketing Societies
-11)

(₹ लाखात / ₹ in lakhs)

| स्थिर मत्ता Fixed assets | इतर मत्ता Other assets | मिळालेल्या मालाची किंमत Value of goods received | विक्री केलेल्या मालाची किंमत Value of goods sold | वर्ष अखेरचा शिल्लक माल Stock at the end of the year | वर्षातील नफा Profit for the year | | वर्षातील तोटा Loss for the year | | Districts |
|-----------------------------------|------------------------------|--|--|---|---|---------------|--|--------------|---------------------------|
| | | | | | नफा झालेल्या संस्था (संख्या) Societies in profit (No.) | नफा Profit | झालेल्या संस्था (संख्या) Societies in profit (No.) | तोटा Loss | |
| | | | | | | | | | |
| (11) | (12) | (13) | (14) | (15) | (16) | (17) | (18) | (19) | (2) |
| 2,431 | -- | 1,21,649 | 94,747 | 45,371 | 2 | 352 | 0 | 0 | Mumbai Mumbai Suburban |
| 945 | -- | 923 | 1,047 | 825 | 20 | 420 | 4 | 97 | Thane |
| 162 | -- | 426 | 526 | 10 | 27 | 5 | 7 | 4 | Raigad |
| 102 | -- | 909 | 2,475 | 135 | 11 | 38 | 5 | 1 | Ratnagiri |
| 315 | -- | 4,082 | 2,474 | 560 | 25 | 16 | 24 | 3 | Sindhudurg |
| 874 | -- | 4,916 | 5,978 | 292 | 51 | 59 | 76 | 77 | Nashik |
| 177 | -- | 366 | 642 | 17 | 21 | 5 | 45 | 39 | Dhule |
| 340 | -- | 3,908 | 2,719 | 210 | 17 | 10 | 18 | 3 | Nandurbar |
| 680 | -- | 6,189 | 9,045 | 1,635 | 58 | 122 | 81 | 205 | Jalgaon |
| 833 | -- | 4,736 | 9,965 | 286 | 23 | 47 | 29 | 82 | Ahmednagar |
| 313 | -- | 17,583 | 12,956 | 434 | 49 | 69 | 38 | 29 | Pune |
| 435 | -- | 39,278 | 15,476 | 283 | 26 | 5 | 12 | 588 | Satara |
| 747 | -- | 2,906 | 3,478 | 115 | 24 | 75 | 21 | 17 | Sangli |
| 284 | -- | 1,808 | 1,777 | 46 | 22 | 28 | 20 | 36 | Solapur |
| 3,001 | -- | 11,802 | 14,713 | 1,116 | 234 | 163 | 209 | 639 | Kolhapur |
| 1,114 | -- | 587 | 59 | 21 | 7 | 22 | 9 | 25 | Aurangabad |
| 73 | -- | 20 | 246 | 10 | 0 | 0 | 17 | 0 | Jalna |
| 23 | -- | 0 | 0 | 6 | 1 | 2 | 18 | 5 | Parbhani |
| 155 | -- | 11 | 57 | 1 | 1 | 0 | 4 | 22 | Hingoli |
| 17 | -- | 187 | 256 | 1 | 0 | 0 | 143 | 1 | Beed |
| 172 | -- | 0 | 1,020 | 0 | 12 | 10 | 46 | 8 | Nanded |
| 23 | -- | 201 | 229 | 20 | 5 | 4 | 24 | 25 | Osmanabad |
| 67 | -- | 360 | 554 | 56 | 6 | 4 | 2 | 4 | Latur |
| 193 | -- | 1,355 | 1,401 | 12 | 9 | 28 | 16 | 58 | Buldhana |
| 63 | -- | 169 | 3,747 | 6 | 6 | 8 | 8 | 2 | Akola |
| 126 | -- | 5 | 6,482 | 44 | 6 | 22 | 1 | 0 | Washim |
| 210 | -- | 963 | 1,634 | 132 | 11 | 41 | 11 | 72 | Amravati |
| 407 | -- | 7,995 | 2,867 | 202 | 7 | 33 | 10 | 27 | Yavatmal |
| 208 | -- | 365 | 629 | 65 | 13 | 5 | 5 | 60 | Wardha |
| 101 | -- | 5,539 | 6,341 | 140 | 6 | 10 | 8 | 16 | Nagpur |
| 54 | -- | 293 | 314 | 0 | 7 | 20 | 0 | 0 | Bhandara |
| 46 | -- | 265 | 250 | 152 | 3 | 3 | 3 | 3 | Gondiya |
| 49 | -- | 546 | 956 | 62 | 8 | 4 | 5 | 6 | Chandrapur |
| 16 | -- | 60 | 57 | 10 | 4 | 1 | 1 | 0 | Gadchiroli |
| 14,756 | -- | 2,40,402 | 2,05,117 | 52,275 | 722 | 1,631 | 920 | 2,154 | Maharashtra State |

Source:- Commissioner for Co-operation and Registrar, Co-operative Societies, Government of Maharashtra, Pune.

**17. सहकार /
तक्ता क्रमांक /
सहकारी उत्पादक संस्थांचे व्यवहार /
(2010-**

| अ. क्र. Sr. No | जिल्हे | संस्थांची संख्या No. of Societies | सदस्य संख्या (०००) Membership (000) | स्वीय भांडवल Owned Capital | इतर कर्जे Other Borrowings | खेळते भांडवल Working Capital | नवीन कर्जे Fresh advances | कर्ज वसुली Loan recoveries | येणे कर्जे Loans Outstanding |
|-------------------------|-------------|--|---|-------------------------------------|-------------------------------------|---------------------------------------|------------------------------------|-------------------------------------|------------------------------------|
| (1) | (2) | (3) | (4) | (5) | (6) | (7) | (8) | (9) | (10) |
| 1 | मुंबई शहर | 1,013 | 26 | 865 | 1,582 | 6,023 | 0 | 0 | 128 |
| 2 | मुंबई उपनगर | | | | | | | | |
| 3 | ठाणे | 1,042 | 108 | 4,744 | 2,817 | 8,367 | 87 | 0 | 3,155 |
| 4 | रायगड | 561 | 88 | 6,176 | 3,080 | 6,724 | 65 | 0 | 3,215 |
| 5 | रत्नागिरी | 571 | 86 | 1,628 | 1,754 | 3,636 | 104 | 0 | 449 |
| 6 | सिंधुदुर्ग | 291 | 53 | 1,263 | 2,503 | 2,494 | 286 | 0 | 338 |
| 7 | नाशिक | 2,011 | 173 | 4,516 | 2,967 | 7,413 | 123 | 0 | 527 |
| 8 | धुळे | 957 | 100 | 26,143 | 34,417 | 90,598 | 640 | 0 | 260 |
| 9 | नंदुरबार | 426 | 43 | 2,047 | 1,777 | 9,228 | 116 | 0 | 129 |
| 10 | जळगाव | 1,622 | 210 | 6,172 | 15,537 | 14,193 | 336 | 0 | 1,184 |
| 11 | अहमदनगर | 3,810 | 237 | 8,277 | 2,145 | 23,241 | 33 | 0 | 364 |
| 12 | पुणे | 2,798 | 172 | 4,769 | 7,982 | 17,437 | 159 | 0 | 299 |
| 13 | सातारा | 1,881 | 260 | 15,701 | 6,437 | 22,719 | 2,096 | 0 | 286 |
| 14 | सांगली | 1,873 | 325 | 29,258 | 72,803 | 49,211 | 4,080 | 0 | 1,645 |
| 15 | सोलापूर | 4,865 | 454 | 34,203 | 46,278 | 71,015 | 1,323 | 0 | 1,711 |
| 16 | कोल्हापूर | 6,669 | 1,000 | 1,37,677 | 93,080 | 2,41,016 | 4,066 | 0 | 19,630 |
| 17 | औरंगाबाद | 1,978 | 125 | 389 | 138 | 1,102 | 21 | 0 | 122 |
| 18 | जालना | 951 | 86 | 4,322 | 2,022 | 2,620 | 0 | 0 | 1,179 |
| 19 | परभणी | 690 | 34 | 2,673 | 5 | 4,097 | 0 | 0 | 1,736 |
| 20 | हिंगोली | 206 | 16 | 2,638 | 37 | 2,177 | 1 | 0 | 45 |
| 21 | बीड | 2,646 | 183 | 9,164 | 3,924 | 6,152 | 93 | 0 | 268 |
| 22 | नांदेड | 971 | 85 | 1,982 | 1,231 | 3,620 | 2 | 0 | 61 |
| 23 | उस्मानाबाद | 2,056 | 227 | 3,153 | 3,052 | 3,264 | 26 | 0 | 309 |
| 24 | लातूर | 1,405 | 89 | 6,159 | 1,302 | 5,143 | 55 | 0 | 1,281 |
| 25 | बुलढाणा | 738 | 115 | 13,797 | 4,881 | 9,679 | 110 | 0 | 84 |
| 26 | अकोला | 505 | 56 | 3,089 | 8,312 | 3,121 | 70 | 0 | 91 |
| 27 | वाशिम | 395 | 31 | 868 | 135 | 365 | 0 | 0 | 7 |
| 28 | अमरावती | 746 | 100 | 14,406 | 3,223 | 5,596 | 168 | 0 | 425 |
| 29 | यवतमाळ | 1,519 | 144 | 12,424 | 4,505 | 44,643 | 463 | 0 | 507 |
| 30 | वर्धा | 544 | 62 | 9,969 | 3,748 | 13,286 | 229 | 0 | 163 |
| 31 | नागपूर | 1,311 | 121 | 10,066 | 2,072 | 13,309 | 384 | 0 | 118 |
| 32 | भंडारा | 541 | 52 | 342 | 507 | 1,653 | 26 | 0 | 89 |
| 33 | गोंदिया | 497 | 53 | 239 | 306 | 1,773 | 67 | 0 | 355 |
| 34 | चंद्रपूर | 369 | 67 | 313 | 155 | 2,388 | 44 | 0 | 975 |
| 35 | गडचिरोली | 294 | 37 | 507 | 145 | 1,905 | 109 | 0 | 143 |
| महाराष्ट्र राज्य | | 48,752 | 5,018 | 3,79,939 | 3,34,859 | 6,99,208 | 15,382 | 0 | 41,278 |

आधार :- सहकार आयुक्त व निबंधक, सहकारी संस्था, महाराष्ट्र शासन, पुणे.

CO-OPERATION
TABLE NO. 17.16
Operations of Co-operative Productive Enterprises
-11)

(₹ लाखात / ₹ in lakhs)

| स्थिर मत्ता Fixed assets | इतर मत्ता Other assets | मिळालेल्या मालाची किंमत Value of goods received | विक्री केलेल्या मालाची किंमत Value of goods sold | वर्ष अखेरचा शिल्लक माल Stock at the end of the year | नफा झालेल्या संस्था No. of Societies in profit | नफ्याची रक्कम Amount of Profit | तोटा झालेल्या संस्था No. of Societies in loss | तोटायाची रक्कम Amount of loss | Districts |
|-----------------------------|---------------------------|--|---|--|---|-----------------------------------|--|----------------------------------|--------------------------------|
| (11) | (12) | (13) | (14) | (15) | (16) | (17) | (18) | (19) | (2) |
| 5,550 | 170 | 121 | 0 | 176 | 917 | 683 | 83 | 5 | Mumbai City Mumbai Suburban |
| 1,314 | 2,185 | 467 | 1,349 | 449 | 444 | 785 | 590 | 349 | Thane |
| 1,148 | 1,529 | 203 | 1,551 | 73 | 225 | 110 | 323 | 44 | Raigad |
| 1,107 | 1,033 | 181 | 31,465 | 43 | 282 | 112 | 273 | 151 | Ratnagiri |
| 493 | 1,323 | 267 | 1,976 | 65 | 113 | 76 | 172 | 38 | Sindhudurg |
| 4,427 | 1,219 | 3,070 | 3,314 | 1,848 | 622 | 831 | 1,377 | 1,449 | Nashik |
| 39,605 | 10,596 | 4,736 | 38,735 | 248 | 270 | 729 | 634 | 318 | Dhule |
| 4,751 | 1,044 | 6,941 | 6,883 | 2 | 135 | 386 | 296 | 40 | Nandurbar |
| 6,321 | 5,632 | 80,533 | 32,219 | 40 | 816 | 205 | 798 | 113 | Jalgaon |
| 11,807 | 10,591 | 65,685 | 77,482 | 28 | 1,871 | 316 | 1,930 | 186 | Ahmednagar |
| 8,511 | 8,332 | 43,808 | 48,277 | 171 | 1,738 | 324 | 657 | 51 | Pune |
| 14,550 | 3,183 | 20,656 | 21,303 | 100 | 1,670 | 101 | 639 | 1,062 | Satara |
| 38,895 | 3,873 | 46,720 | 57,942 | 355 | 827 | 2,500 | 937 | 4,713 | Sangli |
| 32,317 | 26,304 | 76,383 | 89,300 | 642 | 2,910 | 5,983 | 1,823 | 490 | Solapur |
| 1,27,846 | 63,694 | 1,84,121 | 2,17,112 | 9,150 | 3,594 | 3,195 | 2,199 | 18,539 | Kolhapur |
| 511 | 65 | 36 | 653 | 8 | 700 | 93 | 1,139 | 114 | Aurangabad |
| 1,317 | 266 | 1,491 | 1,971 | 9 | 423 | 0 | 461 | 3,520 | Jalna |
| 1,981 | 58 | 147 | 1,066 | 1 | 93 | 8 | 579 | 2,888 | Parbhani |
| 2,017 | 28 | 125 | 1,572 | 6 | 20 | 3 | 149 | 1,064 | Hingoli |
| 4,438 | 258 | 2,21,329 | 2,22,952 | 20 | 430 | 2 | 1,920 | 5,426 | Beed |
| 3,005 | 77 | 81 | 169 | 5 | 247 | 10 | 678 | 32 | Nanded |
| 1,347 | 434 | 3,950 | 4,054 | 57 | 480 | 11 | 1,548 | 2,598 | Osmanabad |
| 2,945 | 451 | 1,564 | 2,674 | 0 | 461 | 103 | 936 | 155 | Latur |
| 6,660 | 442 | 1,582 | 3,313 | 79 | 131 | 147 | 519 | 6,320 | Buldhana |
| 59,585 | 754 | 585 | 1,011 | 19 | 190 | 109 | 305 | 4,792 | Akola |
| 154 | 73 | 8 | 90 | 12 | 163 | 14 | 223 | 19 | Washim |
| 3,621 | 428 | 1,465 | 1,673 | 67 | 232 | 39 | 510 | 371 | Amravati |
| 23,266 | 5,144 | 6,461 | 8,243 | 86 | 301 | 549 | 1,185 | 214 | Yavatmal |
| 7,797 | 2,807 | 7,224 | 12,260 | 17 | 304 | 206 | 214 | 5,210 | Wardha |
| 6,526 | 2,553 | 17,286 | 17,664 | 2,674 | 675 | 1,250 | 600 | 304 | Nagpur |
| 187 | 700 | 531 | 375 | 126 | 285 | 49 | 254 | 15 | Bhandara |
| 101 | 1,294 | 314 | 546 | 3 | 305 | 202 | 190 | 37 | Gondiya |
| 271 | 782 | 231 | 397 | 8 | 160 | 26 | 112 | 26 | Chandrapur |
| 94 | 1,567 | 42 | 288 | 13 | 224 | 19 | 67 | 26 | Gadchiroli |
| 4,24,465 | 1,58,889 | 7,98,344 | 9,09,879 | 16,600 | 22,258 | 19,176 | 24,320 | 60,679 | Maharashtra State |

Source:- Commissioner for Co-operation and Registrar, Co-operative Societies, Government of Maharashtra, Pune.

**17. सहकार /
तक्ता क्रमांक /
इतर सहकारी संस्थांचे व्यवहार /
(2010-**

| अ. क्र. Sr.No | जिल्हे | संस्थांची संख्या No.of Societies | सदस्य संख्या (०००) Membership (०00) | स्वीय भांडवल Owned Capital | इतर कर्जे Other Borrowings | खेळते भांडवल Working Capital | नवीन कर्जे Fresh advances | कर्ज वसुली Loan recoveries | येणे कर्जे Loans Outstanding |
|-------------------------|------------|---|---|----------------------------------|-------------------------------------|---------------------------------------|------------------------------------|-------------------------------------|------------------------------------|
| (1) | (2) | (3) | (4) | (5) | (6) | (7) | (8) | (9) | (10) |
| 1 | मुंबई शहर | 47,415 | 1,079 | 10,851 | 831 | 19,311 | 103 | N.A | 95 |
| 2 | मुंबईउपनगर | | | | | | | | |
| 3 | ठाणे | 46,851 | 655 | 4,743 | 519 | 96,858 | 755 | N.A | 1,957 |
| 4 | रायगड | 4,376 | 135 | 1,413 | 1,890 | 8,807 | 0 | N.A | 0 |
| 5 | रत्नागिरी | 1,362 | 63 | 637 | 341 | 2,836 | 4 | N.A | 268 |
| 6 | सिंधुदुर्ग | 434 | 69 | 275 | 615 | 2,729 | 49 | N.A | 150 |
| 7 | नाशिक | 11,591 | 303 | 1,497 | 26,318 | 53,838 | 8,620 | N.A | 14,037 |
| 8 | धुळे | 1,308 | 83 | 746 | 7,409 | 10,886 | 103 | N.A | 3,978 |
| 9 | नंदुरबार | 618 | 30 | 539 | 4,469 | 7,646 | 0 | N.A | 3,677 |
| 10 | जळगाव | 2,014 | 223 | 2,397 | 17,265 | 21,651 | 6,368 | N.A | 10,785 |
| 11 | अहमदनगर | 3,270 | 661 | 12,292 | 13,736 | 49,134 | 796 | N.A | 5,545 |
| 12 | पुणे | 26,642 | 797 | 3,446 | 7,859 | 71,290 | 529 | N.A | 5,899 |
| 13 | सातारा | 2,768 | 293 | 3,427 | 2,212 | 6,492 | 1,014 | N.A | 722 |
| 14 | सांगली | 1,797 | 180 | 3,109 | 12,297 | 20,793 | 1,234 | N.A | 1,743 |
| 15 | सोलापूर | 3,471 | 294 | 2,034 | 10,270 | 14,385 | 0 | N.A | 0 |
| 16 | कोल्हापूर | 2,588 | 517 | 4,792 | 7,895 | 28,361 | 357 | N.A | 8,321 |
| 17 | औरंगाबाद | 3,929 | 177 | 1,503 | 22,566 | 21,772 | 2 | N.A | 5,375 |
| 18 | जालना | 1,154 | 54 | 106 | 810 | 1,211 | 0 | N.A | 564 |
| 19 | परभणी | 1,053 | 56 | 282 | 263 | 1,424 | 303 | N.A | 498 |
| 20 | हिंगोली | 307 | 14 | 255 | 406 | 1,358 | 1 | N.A | 535 |
| 21 | बीड | 1,913 | 74 | 108 | 2,423 | 3,077 | 0 | N.A | 1,019 |
| 22 | नांदेड | 1,573 | 81 | 770 | 1,680 | 1,574 | 235 | N.A | 872 |
| 23 | उस्मानाबाद | 1,539 | 64 | 372 | 511 | 1,782 | 13 | N.A | 1,242 |
| 24 | लातूर | 1,608 | 50 | 212 | 698 | 3,025 | 93 | N.A | 431 |
| 25 | बुलढाणा | 1,127 | 64 | 1,224 | 2,375 | 4,122 | 143 | N.A | 682 |
| 26 | अकोला | 811 | 73 | 73 | 151 | 6,505 | 6 | N.A | 5,726 |
| 27 | वाशिम | 369 | 5 | 37 | 122 | 637 | 0 | N.A | 3 |
| 28 | अमरावती | 1,653 | 108 | 2,438 | 3,740 | 8,229 | 241 | N.A | 2,959 |
| 29 | यवतमाळ | 1,101 | 65 | 211 | 1,705 | 2,525 | 116 | N.A | 867 |
| 30 | वर्धा | 586 | 49 | 231 | 146 | 566 | 5 | N.A | 88 |
| 31 | नागपूर | 2,625 | 165 | 1,229 | 5,701 | 9,730 | 35 | N.A | 4,253 |
| 32 | भंडारा | 624 | 40 | 247 | 1,280 | 2,053 | 2 | N.A | 243 |
| 33 | गोंदिया | 430 | 44 | 175 | 330 | 1,879 | 232 | N.A | 263 |
| 34 | चंद्रपूर | 928 | 302 | 204 | 462 | 1,067 | 5 | N.A | 574 |
| 35 | गडचिरोली | 289 | 14 | 27 | 60 | 124 | 50 | N.A | 51 |
| महाराष्ट्र राज्य | | 1,80,124 | 6,881 | 61,902 | 1,59,355 | 4,87,677 | 21,414 | N.A. | 83,422 |

आधार :- सहकार आयुक्त व निबंधक, सहकारी संस्था, महाराष्ट्र शासन, पुणे.

CO-OPERATION
TABLE NO. 17.17
Operations of other Co-operative Societies
-11)

(₹ लाखात / ₹ in lakhs)

| स्थिर मत्ता Fixed assets | इतर मत्ता Other assets | मिळालेल्या मालाची किंमत Value of goods received | विक्री केलेल्या मालाची किंमत Value of goods sold | वर्ष अखेरचा शिल्लक माल Stock at the end of the year | वर्षातील नफा Profit for the year | | वर्षातील तोटा Loss for the year | | Districts |
|--------------------------------|---------------------------------|--|---|--|---|---------------|--|---------------|--------------------------------|
| | | | | | नफा झालेल्या संस्था (संख्या) Societies in profit (No.) | नफा Profit | झालेल्या संस्था (संख्या) Societies in profit (No.) | तोटा Loss | |
| (11) | (12) | (13) | (14) | (15) | (16) | (17) | (18) | (19) | (2) |
| 9,873 | 6,163 | 3,767 | 4,059 | 2,148 | 3,581 | 755 | 612 | 82 | Mumbai City Mumbai Suburban |
| 83,196 | 8,637 | 7,034 | 12,914 | 267 | 1,285 | 1,388 | 573 | 7,350 | Thane |
| 6,407 | 1,842 | 4,575 | 745 | 496 | 538 | 54 | 467 | 30 | Raigad |
| 1,665 | 820 | 324 | 324 | 54 | 396 | 31 | 216 | 9 | Ratnagiri |
| 1,490 | 931 | 750 | 826 | 64 | 188 | 57 | 239 | 12 | Sindhudurg |
| 11,534 | 27,824 | 818 | 710 | 99 | 1,262 | 335 | 1,121 | 322 | Nashik |
| 3,171 | 3,640 | 548 | 564 | 33 | 373 | 28 | 252 | 485 | Dhule |
| 1,292 | 2,647 | 559 | 583 | 58 | 167 | 51 | 295 | 101 | Nandurbar |
| 3,998 | 6,488 | 899 | 886 | 91 | 493 | 470 | 618 | 530 | Jalgaon |
| 21,899 | 17965 | 1,016 | 1,478 | 262 | 1,089 | 560 | 1,325 | 52,072 | Ahmednagar |
| 19,611 | 44,618 | 7,592 | 9,131 | 759 | 2,013 | 299 | 1,736 | 116 | Pune |
| 1,586 | 3,381 | 4,543 | 2,547 | 443 | 732 | 157 | 620 | 92 | Satara |
| 14,153 | 3,627 | 3,290 | 1,800 | 269 | 697 | 593 | 680 | 185 | Sangli |
| 11,748 | 1,911 | 7,339 | 7,793 | 304 | 851 | 546 | 958 | 108 | Solapur |
| 2,611 | 16,361 | 3,267 | 2,957 | 307 | 1,079 | 599 | 641 | 454 | Kolhapur |
| 10,793 | 1,948 | 109 | 330 | 11 | 571 | 352 | 855 | 234 | Aurangabad |
| 419 | 135 | 0 | 0 | 9 | 8 | 0 | 412 | 0 | Jalna |
| 125 | 738 | 0 | 0 | 14 | 159 | 11 | 287 | 9 | Parbhani |
| 586 | 220 | 30 | 22 | 5 | 83 | 38 | 119 | 14 | Hingoli |
| 1,200 | 629 | 20,433 | 58,140 | 31 | 135 | 0 | 661 | 4 | Beed |
| 211 | 358 | 41 | 0 | 33 | 351 | 7 | 507 | 28 | Nanded |
| 231 | 125 | 33 | 35 | 8 | 230 | 73 | 669 | 18 | Osmanabad |
| 1,277 | 1,068 | 353 | 392 | 26 | 477 | 173 | 532 | 81 | Latur |
| 1,312 | 2,084 | 93 | 98 | 17 | 278 | 36 | 482 | 151 | Buldhana |
| 63 | 539 | 333 | 252 | 26 | 324 | 29 | 145 | 51 | Akola |
| 4 | 577 | 1 | 3 | 2 | 280 | 2 | 52 | 3 | Washim |
| 1,644 | 4,217 | 151 | 1,177 | 106 | 477 | 41 | 480 | 34 | Amravati |
| 811 | 818 | 72 | 113 | 17 | 176 | 30 | 311 | 50 | Yavatmal |
| 120 | 306 | 218 | 229 | 17 | 151 | 129 | 283 | 23 | Wardha |
| 3,665 | 1,483 | 1,693 | 1,191 | 131 | 713 | 55 | 344 | 21 | Nagpur |
| 472 | 800 | 355 | 411 | 23 | 322 | 10 | 157 | 1 | Bhandara |
| 417 | 1,093 | 30 | 36 | 25 | 463 | 84 | 352 | 18 | Gondiya |
| 245 | 96 | 444 | 198 | 88 | 215 | 10 | 519 | 18 | Chandrapur |
| 18 | 51 | 0 | 2 | 1 | 141 | 4 | 34 | 12 | Gadchiroli |
| 2,17,847 | 1,64,140 | 70,710 | 1,09,946 | 6,244 | 20,298 | 7,007 | 17,554 | 62,718 | Maharashtra State |

Source:- Commissioner for Co-operation and Registrar, Co-operative Societies, Government of Maharashtra, Pune.

१८. खणकाम:

१८.१ खाणी, खनिज उत्पादने व त्यांचे मूल्य या संबंधीची आकडेवारी या विभागात दिली आहे.

18. MINING AND QUARRYING:

18.1 Data on Mines, Mineral production and their value are presented in this section.

18. खाणी / MINING AND QUARRYING

तक्ता क्रमांक / TABLE No. 18.1

खनिज उत्पादन, त्यांचे मूल्य व एकूण खाणी / Mineral Production, its Value and Total Mines.
(2013-14)

(उत्पादन मे.टन आणि मूल्य लाख ₹)
(Production in MT and value in Lakh ₹)

| अ.क्र. Sr.No. | खनिज | खाणी उत्पादन मूल्य | रायगड Raigad | रत्नागिरी Ratnagiri | सिंधुदुर्ग Sindhudurg | कोल्हापूर Kolhapur | अमरावती Amravati | यवतमाळ Yavatmal | नागपूर Nagpur | भंडारा Bhandara | चंद्रपूर Chandrapur | गोंदिया Gondiya | गडचिरोली Gadchiroli | एकूण Total | Mines Production value | Minerals |
|------------------|----------------------|--------------------------|-----------------|------------------------|--------------------------|-----------------------|---------------------|--------------------|------------------|--------------------|------------------------|--------------------|------------------------|---------------|------------------------------|--------------|
| (1) | (2) | (3) | (4) | (5) | (6) | (7) | (8) | (9) | (10) | (11) | (12) | (13) | (14) | (15) | (3) | (2) |
| 1 | बॉक्साईट | खाणी | 4 | 3 | 0 | 5 | — | — | — | — | — | — | — | 12 | Mines | Bauxite |
| | | उत्पादन | 2,38,051 | 5,73,985 | — | 20,46,331 | — | — | — | — | — | — | — | 28,58,367 | Production | |
| | | मूल्य | 868.9 | 2,095.04 | — | 7,469.1 | — | — | — | — | — | — | — | 10,433.04 | Value | |
| 2 | केओलिन (नैसर्गिक) | खाणी | — | — | — | — | — | — | — | — | — | — | — | — | Mines | Kaolin |
| | | उत्पादन | — | — | — | — | — | — | — | — | — | — | — | — | Production | (Natural) |
| | | मूल्य | — | — | — | — | — | — | — | — | — | — | — | — | Value | |
| 3 | कोळसा @ | खाणी | — | — | — | — | — | 6 | 5 | — | 13 | — | — | 24 | Mines | Coal @ |
| | | उत्पादन | — | — | — | — | — | 1,07,66,907 | 70,28,462 | — | 1,63,79,477 | — | — | 3,41,74,846 | Production | |
| | | मूल्य | — | — | — | — | — | 1,92,325 | 1,11,309 | — | 2,54,142 | — | — | 5,57,776 | Value | |
| 4 | डोलोमाईट | खाणी | — | — | — | — | — | 3 | 5 | — | 1 | — | — | 9 | Mines | Dolomite |
| | | उत्पादन | — | — | — | — | — | 3,17,850 | 3,121 | — | 63,220 | — | — | 3,84,191 | Production | |
| | | मूल्य | — | — | — | — | — | 794.63 | 7.8 | — | 158.05 | — | — | 960.48 | Value | |
| 5 | कच्चे लोखंड @ | खाणी | — | — | 5 | — | — | — | — | — | 2 | 3 | 2 | 12 | Mines | Iron Ore @ |
| | | उत्पादन | — | — | 39,65,906 | — | — | — | — | — | 59,219 | 1,24,315 | 17,000 | 41,66,440 | Production | |
| | | मूल्य | — | — | 43,801.02 | — | — | — | — | — | 1,421.25 | 421.57 | 187 | 45,830.84 | Value | |
| 6 | कायनाईट | खाणी | — | — | — | — | — | — | — | — | — | — | — | — | Mines | Kyanite |
| | | उत्पादन | — | — | — | — | — | — | — | — | — | — | — | — | Production | |
| | | मूल्य | — | — | — | — | — | — | — | — | — | — | — | — | Value | |
| 7 | चुनखडी @ | खाणी | — | — | — | — | — | 6 | — | — | 8 | — | — | 14 | Mines | Lime Stone @ |
| | | उत्पादन | — | — | — | — | — | 28,60,655 | — | — | 88,34,395 | — | — | 1,16,95,050 | Production | |
| | | मूल्य | — | — | — | — | — | 6,293.44 | — | — | 19,435.67 | — | — | 25,729.11 | Value | |
| 8 | कच्चे मँगनीज | खाणी | — | — | — | — | — | — | 18 | 5 | — | — | — | 23 | Mines | Manganese |
| | | उत्पादन | — | — | — | — | — | — | 2,39,941 | 4,30,659 | — | — | — | 6,70,600 | Production | Ore |
| | | मूल्य | — | — | — | — | — | — | 21,880.2 | 39,271.79 | — | — | — | 61,152.01 | Value | |
| 9 | गेरू | खाणी | — | — | — | — | — | — | — | — | — | — | — | — | Mines | Ochare |
| | | उत्पादन | — | — | — | — | — | — | — | — | — | — | — | — | Production | |
| | | मूल्य | — | — | — | — | — | — | — | — | — | — | — | — | Value | |
| 10 | कोरंडम # | खाणी | — | — | — | — | — | — | — | — | — | — | — | — | Mines | Corundum # |
| | | उत्पादन | — | — | — | — | — | — | — | — | — | — | — | — | Production | |
| | | मूल्य | — | — | — | — | — | — | — | — | — | — | — | — | Value | |

तक्ता क्रमांक / TABLE No. 18.1 contd...

| (1) | (2) | (3) | (4) | (5) | (6) | (7) | (8) | (9) | (10) | (11) | (12) | (13) | (14) | (15) | (3) | (2) |
|-----|----------------------------|---------|-----|--------|----------|--------|-------|-----|--------|--------|----------|----------|------|-------------|------------|-----------------|
| 11 | फायर क्ले | खाणी | — | — | — | — | 1 | — | — | — | — | — | — | 1 | Mines | Fire Clay |
| | | उत्पादन | — | — | — | — | 5,076 | — | — | — | — | — | — | 5,076 | Production | |
| | | मूल्य | — | — | — | — | 7.61 | — | — | — | — | — | — | 7.61 | Value | |
| 12 | सिलिमानाईट | खाणी | — | — | — | — | — | — | — | 4 | — | — | — | 4 | Mines | Sillimanite |
| | | उत्पादन | — | — | — | — | — | — | — | 5,204 | — | 9,99,894 | — | 5,204 | Production | |
| | | मूल्य | — | — | — | — | — | — | — | 78.6 | — | 699.93 | — | 78.06 | Value | |
| 13 | पायरोफिलाईट | खाणी | — | — | — | — | — | — | — | — | — | — | — | — | Mines | Pyrophyllite |
| | | उत्पादन | — | — | — | — | — | — | — | — | — | — | — | — | Production | |
| | | मूल्य | — | — | — | — | — | — | — | — | — | — | — | — | Value | |
| 14 | क्वमझ | खाणी | — | — | — | — | — | — | — | 2 | 1 | 2 | — | — | Mines | Quartz |
| | | उत्पादन | — | — | — | — | — | — | — | 11,327 | 22,561 | 26,905 | — | 60,793 | Production | |
| | | मूल्य | — | — | — | — | — | — | — | 80.53 | 160.42 | 191.29 | — | 432.24 | Value | |
| 15 | सिलिका सँड | खाणी | — | 4 | 10 | 2 | — | — | — | — | — | — | — | 16 | Mines | Silica sand |
| | | उत्पादन | — | 11,011 | 2,44,731 | 10,365 | — | — | — | — | — | — | — | 2,66,107 | Production | |
| | | मूल्य | — | 38.54 | 856.55 | 36.28 | — | — | — | — | — | — | — | 931.37 | Value | |
| 16 | सँड (स्टोव्हिंग) | खाणी | — | — | — | — | — | — | 4 | — | 3 | — | — | 7 | Mines | Sand |
| | | उत्पादन | — | — | — | — | — | — | 55,420 | — | 9,99,894 | — | — | 10,55,314 | Production | (Stowing) |
| | | मूल्य | — | — | — | — | — | — | 38.79 | — | 699.93 | — | — | 738.72 | Value | |
| 17 | शेल | खाणी | — | — | — | — | — | — | — | — | — | — | — | — | Mines | Shale |
| | | उत्पादन | — | — | — | — | — | — | — | — | — | — | — | — | Production | |
| | | मूल्य | — | — | — | — | — | — | — | — | — | — | — | — | Value | |
| 18 | लॅटराईट | खाणी | — | — | — | — | — | — | — | — | 2 | — | — | 2 | Mines | Laterite |
| | | उत्पादन | — | — | — | — | — | — | — | — | 2,37,372 | — | — | 2,37,372 | Production | |
| | | मूल्य | — | — | — | — | — | — | — | — | 356.06 | — | — | 356.06 | Value | |
| 19 | क्रोमाईट | खाणी | — | — | — | — | — | — | — | — | — | — | — | — | Mines | Chromite |
| | | उत्पादन | — | — | — | — | — | — | — | — | — | — | — | — | Production | |
| | | मूल्य | — | — | — | — | — | — | — | — | — | — | — | — | Value | |
| 20 | फेल्सपार | खाणी | — | — | — | — | — | — | — | — | — | — | — | — | Mines | Felspar |
| | | उत्पादन | — | — | — | — | — | — | — | — | — | — | — | — | Production | |
| | | मूल्य | — | — | — | — | — | — | — | — | — | — | — | — | Value | |
| 21 | फ्लुओराइट (श्रेणीकृत) | खाणी | — | — | — | — | — | — | — | — | 1 | — | — | 1 | Mines | Fluorite |
| | | उत्पादन | — | — | — | — | — | — | — | — | 1,145 | — | — | 1,145 | Production | (Graded) |
| | | मूल्य | — | — | — | — | — | — | — | — | 52.61 | — | — | 52.61 | Value | |
| 22 | क्ले (इतर) | खाणी | — | — | — | — | — | — | — | — | — | — | — | — | Mines | Clay |
| | | उत्पादन | — | — | — | — | — | — | — | — | — | — | — | — | Production | (others) |
| | | मूल्य | — | — | — | — | — | — | — | — | — | — | — | — | Value | |
| 23 | गौण खनिजे (सर्व जिल्हे) | खाणी | — | — | — | — | — | — | — | — | — | — | — | — | Mines | Minor |
| | | उत्पादन | — | — | — | — | — | — | — | — | — | — | — | 7,98,27,507 | Production | Minerals |
| | | मूल्य | — | — | — | — | — | — | — | — | — | — | — | 1,05,614.00 | Value | (All Districts) |

* जिल्हावार माहिती उपलब्ध नाही /* Districtwise break-up is not available.

उत्पादन किलोमध्ये / production in Kg.

@ उत्पादन '००० टनात / production in '000 tonnes.

आधार :- इंडियन ब्युरो ऑफ माइन्स, भारत सरकार, नागपूर / Source:- Indian Bureau of Mines, Government of India, Nagpur.

१९. उत्पादन

१९.१. या विभागात चालू कारखाने, सरासरी दैनिक रोजगार, औद्योगिक उत्पादने आणि वार्षिक उद्योग पाहणीत गोळा केलेली काही निवडक औद्योगिक वैशिष्ट्ये याबद्दलची सांख्यिकी माहिती दिलेली आहे.

१९.२. तक्त्यातील आकडे मुख्य कारखाने निरीक्षक यांच्याकडून कारखाने अधिनियम, १९४८ च्या कलम २ एम (एक) आणि २ एम (दोन) व कलम ८५ खाली येणाऱ्या कारखान्यांची मूलभूत सांख्यिकी माहिती गोळा करून पाठविल्यानंतर त्या आधारावर अर्थ व सांख्यिकी संचालनालयाने संकलित केले आहेत. कलम २ (एम) (एक) खाली गेल्या बारा महिन्यातील कोणत्याही एका दिवशी १० किंवा अधिक कामगार असणारे व शक्तीचा वापर करणारे कारखाने आणि कलम २ (एम) (दोन) खाली २० किंवा अधिक कामगार असणारे पण शक्तीचा वापर न करणारे कारखाने यांचा समावेश होतो. या व्यतिरिक्त कारखान्यांतील कामगारांची संख्या व शक्तीचा वापर केला किंवा वापर केला नाही हे विचारात न घेताही राज्य शासनाने अधिसूचनेद्वारे शासकीय राजपत्रातून सांख्यिकी माहिती पुरविण्यासाठी भाग पाडलेल्या कारखान्यांचाही समावेश केला जातो. हे कारखाने ह्या कारखाने अधिनियम, १९४८ च्या कलम ८५ खाली येतात आणि यातील कारखान्यांची माहिती १ जानेवारी ते ३१ डिसेंबर या कालावधीत संपणाऱ्या लेख्या संबंधित आहे.

१९.३. राष्ट्रीय नमुना पाहणी संघटना (भारत सरकार) यांच्याकडून अर्थ व सांख्यिकी संचालनालयास उपलब्ध झालेल्या राज्याशी निगडित नमुन्यातील वार्षिक उद्योग पाहणी पत्रकांच्या आधारावर आकडेवारी या विभागात दिली आहे. ही पत्रके गणना व गणनेतर या दोन क्षेत्रात विभागलेल्या कारखान्यांकडून गोळा केली जातात आणि त्यातील माहिती १ एप्रिल ते ३१ मार्च या कालावधीत संपणाऱ्या लेख्यासंबंधित असते. गणना क्षेत्रात ५० किंवा अधिक कामगार व शक्तीचा वापर करणारे कारखाने आणि १०० किंवा त्याहून अधिक कामगार व शक्तीचा वापर न करणाऱ्या कारखान्यांचा समावेश होतो व यांची दरवर्षी संपूर्ण गणना केली जाते. बाकीचे कारखाने गणनेतर क्षेत्राखाली येतात. १९७३-७४ पासून गणनेतर क्षेत्रातील एकूण कारखान्यांपैकी ५० टक्के कारखाने दरवर्षी निवडले जातात आणि त्याची दोन वर्षांच्या गटत पूर्ण पाहणी केली जाते. याशिवाय गणनेतर क्षेत्रात मोडणाऱ्या पण संपूर्ण भारतभर ५० कामगारांहून कमी कामगार असलेल्या कारखान्यांची गणना क्षेत्रातील कारखान्यांप्रमाणे दरवर्षी पाहणी केली जाते. तसेच या पाहणीत वीज, गॅस व पाणी उत्पादन व वितरण तसेच सेवा क्षेत्रातील स्वच्छता सेवा, दुरुस्ती व वैयक्तिक सेवा आणि चल चित्रपट यांचाही समावेश होतो. वर्कर्स अॅक्ट १९६६ खाली येणारे विडी व सिगारेट कारखाने सुद्धा यात अंतर्भूत आहेत. बंद स्वरूपाचे कारखाने सुद्धा विचारात घेतले जातात. पण संरक्षण खात्यातील कारखाने, हॉटेल आणि उपाहारगृहे, तेलाचे साठे व वितरण यामध्ये गुंतलेले, तांत्रिक शिक्षण संस्था (विक्रणे किंवा विनिमय यासाठी उत्पादन न करणाऱ्या) यांचा यात समावेश नाही.

१९.४. उत्पादक भांडवल वर्षांच्या शेवटच्या दिवसाशी निगडित असून त्यामध्ये स्थिर व खेळत्या भांडवलाचा समावेश असतो. कामगारांची संख्या ही वेगवेगळ्या शीर्षाखालील म्हणजे कामगार, कामगारेतर इ. अंतर्गत कार्यरत असलेल्या कामगारांची एकत्रित दैनिक सरासरी संख्या असते आणि त्यामध्ये भरपगारी रजेवर असणाऱ्या म्हणजे वैद्यकीय रजेवर, नैमित्तिक रजेवर व पगारी दीर्घ मुदतीच्या रजेवर असणाऱ्या कामगारांचा समावेश असतो. विक्रीसाठी तयार केलेल्या वस्तू व उपवस्तू ह्यांचे मूल्य, ग्राहकांसाठी केलेल्या कामाच्या सेवेचा मोबदला, विकत घेतलेल्या स्थितीमध्ये विकलेल्या मालाचे मूल्य आणि वार्षिक पाहणी वर्षाच्या सुरुवातीला व शेवटी असणाऱ्या अर्ध कच्च्या स्वरूपाच्या मालाच्या साठ्यामधील मूल्यात येणारा फरक इत्यादींचा समावेश 'एकूण उत्पादन' यात असतो मूल्यवृद्धी ही उत्पादन मूल्यातून, उत्पादन खर्च व मूल्यघट वजा करून काढली जाते.

19. MANUFACTURING

19.1. Statistics regarding working factories, average daily employment, industrial production and selected industrial characteristics collected in the Annual Survey of Industries is presented in this section.

19.2 The data on working factories, is compiled by the Directorate of Economics and Statistics, Government of Maharashtra, on the basis of data collected by the Chief Inspector of Factories from the factories covered under sections 2 (m) (i), 2 (m) (ii) and sec. 85 of the Factories Act, 1948. The factories using power and employers 10 or more workers on any day of the preceding 12 months are covered under section 2 (m) (i) and the factories employing 20 or more workers but not using power under section 2 (m) (ii). Apart from these two categories, State Government by notification in Official Gazette specifies a number of factories and makes obligatory for such factories to supply statistical information notwithstanding the number of persons employed therein and using or not using power. These factories are covered under section 85 of the factories Act, 1948. The information relates to the accounting year of factory ending on any day between 1st January to 31st December.

19.3. The statistics relating to Annual Survey of Industries are based on the returns pertaining to State sample supplied to this Directorate by National Sample Survey Organisation, Government of India, which collects the data from the factories divided in two sectors, viz. (i) Census sector, (ii) Non-census sector and returns relate to the accounting year of the factory ending on any day between 1st April to 31st March. In the census sector, factories employing 50 or more workers & using power and factories employing 100 or more workers & not using power are covered on complete enumeration basis every year. The remaining factories are covered in the non-census sector. In the non-census sector, since 1973-74, 50 per cent of the factories are selected every year and thus this sector is covered fully in a block period of two years. The factories in the non-census sector, having less than 50 workers all over India, are treated on par with factories in the census sector. The survey extends to all the manufacturing units including production and distribution of electricity, gas, water and also service industries like sanitary services, repairs services and personal services and motion picture production. The survey extends also to Bidi and Cigar units which are covered under Workers Act, 1966. It also includes the factories reported closed. However it excludes defense factories, hotels and restaurants, those engaged in storage and distribution of oil, technical education institution (not producing anything for sale or exchange).

19.4. Productive capital, which relates to the last day of the year, consists of fixed and working Capital. Number of persons employed is the average number of persons employed under various heads, such as workers, other than workers, etc. and it includes persons on leave with pay such as sick leave, casual leave or paid vacation. Gross output represents value of products and by-products manufactured for sale, work done for customers and a sale value of goods sold in the same condition as purchased and is adjusted for the difference in stocks of semi-finished goods at the beginning and at the end of the survey year. Value added by manufacture is computed by deducting from the gross ex-factory value of output, the gross value of input and value added is not of depreciation.

19. उत्पादन / MANUFACTURING
तक्ता क्रमांक / TABLE No.19.1
नोंदणीकृत कारखान्यांची संख्या / Number of Registered Factories
(2013)

| अ. क्र. Sr.No | जिल्हे (2) | विभाग २ (एम) (१) Under Section 2 (M) (i) | विभाग २ (एम) (२) Under Section 2 (M) (ii) | विभाग ८५ Under Section 85 | एकूण (संख्या) Total (Nos.) | कामगारांची सरासरी संख्या Average number of Workers employed | Districts (2) |
|-------------------------|---------------|---|--|---------------------------------|------------------------------------|--|--------------------------|
| (1) | (2) | (3) | (4) | (5) | (6) | (7) | (2) |
| 1 | मुंबई शहर | 1,971 | 68 | 243 | 2,282 | 1,00,691 | Mumbai City |
| 2 | मुंबई उपनगर | 4,211 | 22 | 295 | 4,528 | 1,92,669 | Mumbai Suburban |
| 3 | ठाणे | 7,972 | 14 | 1,075 | 9,061 | 3,93,976 | Thane |
| 4 | रायगड | 1,364 | 3 | 286 | 1,653 | 1,40,217 | Raigad |
| 5 | रत्नागिरी | 242 | 1 | 129 | 372 | 25,775 | Ratnagiri |
| 6 | सिंधुदुर्ग | 73 | 3 | 71 | 147 | 3,786 | Sindhudurg |
| 7 | नाशिक | 1,804 | 2 | 373 | 2,179 | 1,47,121 | Nashik |
| 8 | धुळे | 227 | 0 | 167 | 394 | 11,775 | Dhule |
| 9 | नंदुरबार | 72 | 0 | 52 | 124 | 4,050 | Nandurbar |
| 10 | जळगाव | 852 | 10 | 314 | 1,176 | 61,725 | Jalgaon |
| 11 | अहमदनगर | 654 | 0 | 334 | 988 | 33,134 | Ahmednagar |
| 12 | पुणे | 5,660 | 19 | 371 | 6,050 | 6,54,738 | Pune |
| 13 | सातारा | 522 | 2 | 125 | 649 | 49,798 | Satara |
| 14 | सांगली | 649 | 0 | 291 | 940 | 48,180 | Sangli |
| 15 | सोलापूर | 114 | 6 | 5,270 | 5,390 | 68,397 | Solapur |
| 16 | कोल्हापूर | 1,598 | 2 | 446 | 2,046 | 1,12,514 | Kolhapur |
| 17 | औरंगाबाद | 1,126 | 4 | 241 | 1,371 | 1,09,047 | Aurangabad |
| 18 | जालना | 278 | 0 | 56 | 334 | 15,852 | Jalna |
| 19 | परभणी | 127 | 0 | 79 | 206 | 15,144 | Parbhani |
| 20 | हिंगोली | 79 | 0 | 38 | 117 | 4,782 | Hingoli |
| 21 | बीड | 129 | 1 | 51 | 181 | 12,817 | Beed |
| 22 | नांदेड | 273 | 0 | 119 | 392 | 30,576 | Nanded |
| 23 | उस्मानाबाद | 61 | 0 | 41 | 102 | 8,043 | Osmanabad |
| 24 | लातूर | 182 | 0 | 93 | 275 | 17,248 | Latur |
| 25 | बुलढाणा | 393 | 0 | 97 | 490 | 14,978 | Buldhana |
| 26 | अकोला | 569 | 3 | 88 | 660 | 18,291 | Akola |
| 27 | वाशिम | 103 | 0 | 54 | 157 | 5,126 | Washim |
| 28 | अमरावती | 282 | 0 | 187 | 469 | 11,791 | Amravati |
| 29 | यवतमाळ | 269 | 18 | 85 | 372 | 10,604 | Yavatmal |
| 30 | वर्धा | 146 | 0 | 44 | 190 | 12,645 | Wardha |
| 31 | नागपूर | 1,353 | 9 | 824 | 2,186 | 78,067 | Nagpur |
| 32 | भंडारा | 91 | 0 | 63 | 154 | 5,108 | Bhandara |
| 33 | गोंदिया | 65 | 0 | 68 | 133 | 3,018 | Gondiya |
| 34 | चंद्रपूर | 160 | 0 | 86 | 246 | 19,082 | Chandrapur |
| 35 | गडचिरोली | 39 | 0 | 17 | 56 | 1,600 | Gadchiroli |
| महाराष्ट्र राज्य | | 33,710 | 187 | 12,173 | 46,070 | 24,42,365 | Maharashtra State |

आधार :- औद्योगिक सुरक्षा व आरोग्य संचालनालय, मुंबई.

Source:- Directorate of Industrial Safety and Health, Mumbai.

19. उत्पादन / MANUFACTURING

तक्ता क्रमांक / TABLE No.19.2

निर्मिती करणाऱ्या उद्योगांचे उत्पादन व रोजगार / Production and employment of Manufacturing industries
(2013-14)

| अ. क्र. Sr. No | उद्योग गट | कारखान्यांची संख्या No. of Units | एकूण रोजगार Total Employment | एकूण गुंतवणूक (लाख ₹) Total Investment (Lakh ₹) | एकूण उत्पादन (लाख ₹) Total Production (Lakh ₹) | Industry Group |
|-------------------|--|---|---------------------------------------|--|--|---|
| (1) | (2) | (3) | (4) | (5) | (6) | (2) |
| 1 | सूत काढणे, वटणी, सफाई इ. | 594 | 17,094 | 3,26,299 | 15,07,909 | Cotton, ginning, cleaning etc. |
| 2 | मीठाचे उत्पादन | 43 | 1,737 | 299 | 1,410 | Extraction of salt |
| 3 | खाद्य उत्पादने | 2,769 | 2,14,924 | 55,00,757 | 1,21,71,827 | Manufacture of Food products |
| 4 | पेये | 269 | 19,272 | 5,74,823 | 8,83,772 | Manufacture of Beverages |
| 5 | तंबाखू उत्पादने | 110 | 37,573 | 3,39,309 | 5,03,212 | Manufacture of Tobacco products |
| 6 | वस्त्रोद्योग | 2,068 | 1,43,818 | 18,26,390 | 37,50,283 | Manufacture of Textiles |
| 7 | परिधान करण्याची वस्त्रे | 1,045 | 54,731 | 3,07,105 | 11,17,620 | Manufacture of Wearing apparels |
| 8 | चामडे व तत्सम वस्तूंचे उत्पादन | 116 | 4,461 | 46,473 | 1,74,694 | Manufacture of leather and related products |
| 9 | लाकूड व लाकडाची उत्पादने (फर्निचर सोडून) | 259 | 3,765 | 52,945 | 92,655 | Manufacture of Wood and products of wood and cork, except furniture; Manufacture of articles of straw and plaiting materials |
| 10 | कागद आणि कागदाची उत्पादने | 1000 | 34,992 | 11,38,443 | 14,08,051 | Manufacture of Paper and paper products |
| 11 | मुद्रण व ध्वनी व चित्रमुद्रणाचे पुनरुत्पादन | 988 | 28,676 | 4,40,548 | 6,46,662 | Printing and reproduction of recorded media |
| 12 | कोळसा, शुद्ध पेट्रोलियम यांची उत्पादने इ. | 197 | 14,586 | 31,07,291 | 1,62,31,574 | Manufacture of Coke refined petroleum products |
| 13 | रसायने व रासायनिक उत्पादने | 1,851 | 1,11,881 | 39,95,764 | 96,39,069 | Manufacture of Chemicals and chemical products |
| 14 | औषध, वैद्यकीय रसायने व वनस्पती शास्त्रीय उत्पादने | 901 | 1,23,974 | 28,86,016 | 49,68,442 | Manufacture of pharmaceuticals, medicinal chemical and botanical products |
| 15 | रबर आणि प्लॅस्टिक उत्पादने | 1,912 | 1,07,252 | 29,38,905 | 48,09,687 | Manufacture of Rubber and plastic products |
| 16 | इतर अधातू खनिज उत्पादने | 992 | 37,145 | 10,20,548 | 12,80,050 | Manufacture of Other non-metallic min. products |
| 17 | मूलभूत धातूंची उत्पादने | 1,517 | 1,33,400 | 68,06,019 | 1,16,35,640 | Manufacture of Basic metals |
| 18 | धातूच्या तयार वस्तूंची उत्पादने (यंत्रे व यंत्रसामग्री सोडून) | 3,580 | 1,40,428 | 18,59,055 | 38,96,228 | Manufacture of Fabricated metal products except machinery and equipment |
| 19 | संगणक, विद्युत आणि ऑप्टिकल उत्पादने | 570 | 49,334 | 8,94,179 | 20,79,632 | Manufacture of computer, electronic and optical products |
| 20 | विद्युत सामग्रीची उत्पादने | 1,334 | 88,295 | 15,36,425 | 41,78,063 | Manufacture of electrical equipment |
| 21 | यंत्र व यंत्रसामग्रीचे उत्पादन | 2,186 | 1,39,477 | 28,26,305 | 57,40,012 | Manufacture of Machinery and equipments, n.e.c. |
| 22 | मोटर वाहने, ट्रेलर्स व निम- ट्रेलर्स यांचे उत्पादन | 1,414 | 1,58,689 | 39,24,063 | 80,12,787 | Manufacture of motor vehicles, trailers and semi-trailers |
| 23 | इतर परिवहन सामग्रीचे उत्पादन | 369 | 43,465 | 9,23,794 | 28,49,687 | Manufacture of other transport equipments |
| 24 | फर्निचरचे उत्पादन | 207 | 17,059 | 2,30,064 | 5,82,493 | Manufacture of furniture |

तक्ता क्रमांक / Table No.19.2 contd...

| (1) | (2) | (3) | (4) | (5) | (6) | (2) |
|-------------|---|---------------|------------------|--------------------|---------------------|--|
| 25 | इतर उत्पादने | 1,116 | 60,757 | 15,54,403 | 44,41,988 | Other manufacturing |
| 26 | यंत्र व यंत्रसामग्रीची दुरुस्ती व यंत्रसामग्री बसविणे | 174 | 11,668 | 1,86,235 | 2,41,456 | Repair and installation of machinery and equipment |
| 27 | टाकाऊ वस्तूंचे संचयन, प्रक्रिया व विल्हेवाट, वस्तूंचा पुनर्वापर | 39 | 1,980 | 37,613 | 64,839 | Waste collection, treatment and disposal activities, materials recovery |
| 28 | वीज, वायू, वाफ आणि वातानुकूलित सेवेचा पुरवठा | N.A. | N.A. | N.A. | N.A. | Electricity, gas and steam and air-conditioning supply |
| 29 | घाऊक व किरकोळ व्यापार आणि मोटार व मोटारसायकल यांची दुरुस्ती | N.A. | N.A. | N.A. | N.A. | Wholesale and retail trade and repair of motor vehicles and motorcycles |
| 30 | गोदामे व वाहतुकीसाठी सहाय्यकारी कार्ये | N.A. | N.A. | N.A. | N.A. | Warehousing and support activities for transportation |
| 31 | प्रकाशने कार्ये | 17 | 1,588 | 27,082 | 62,885 | Publishing activities |
| 32 | चलचित्रे, व्हिडीओ आणि दूरदर्शन कार्यक्रमांचे निर्मिती, ध्वनीमुद्रण आणि संगीत प्रकाशनाच्या संदर्भातील क्रिया | N.A. | N.A. | N.A. | N.A. | Motion picture, video and television programme production, sound recording and music publishing activities |
| 33 | संगणक, वैयक्तिक व गृहोपयोगी वस्तूंची दुरुस्ती | N.A. | N.A. | N.A. | N.A. | Repair of computers and personal and household goods |
| 34 | इतर कार्ये | 1,487 | 84,005 | 34,09,508 | 36,24,506 | Other activities |
| एकूण | | 29,123 | 18,86,025 | 4,87,16,663 | 10,65,97,134 | Total |

टीप - N.A. - उपलब्ध नाही / Not available

उद्योग गटाचे वर्णन 2008 प्रमाणे आहे / N.I.C. 2008

आधार-- अर्थ व सांख्यिकी संचालनालय, महाराष्ट्र शासन, मुंबई

Source-- Directorate of Economics and Statistics, Govt. of Maharashtra, Mumbai

19. उत्पादन / MANUFACTURING

तक्ता क्रमांक / TABLE No.19.3

खादी व ग्रामोद्योग मंडळाकडून निरनिराळ्या उद्योगांना दिलेले अनुदान व कर्ज पुरवठा /
Amount of grants and loan disbursed to various Industries by Khadi and Village Industries Boards

(₹ '०००/₹ '000)

| अ. क्र. Sr.No | उद्योग (2) | अनुदान व वितरण रक्कम / Grants and Amount Disbursed | | | | | | | | | | Industry (2) |
|------------------|--------------------------------|--|--------------|------------------|--------------|------------------|---------------|------------------|-----------------|------------------|---------------|--|
| | | 1960-61 | | 1970-71 | | 1980-81 | | 1990-91 | | 2001-02 | | |
| | | अनुदान Grants | कर्ज Loan | अनुदान Grants | कर्ज Loan | अनुदान Grants | कर्ज Loan | अनुदान Grants | कर्ज Loan | अनुदान Grants | कर्ज Loan | |
| (1) | (2) | (3) | (4) | (5) | (6) | (7) | (8) | (9) | (10) | (11) | (12) | (2) |
| 1 | खादी | 78 | 249 | 29 | 94 | 616 | 1,003 | 122 | 4,352 | .. | .. | Khadi |
| 2 | प्रक्रिया करणारे उद्योग | 12 | 7 | 3 | 34 | 113 | 227 | 125 | 5,155 | .. | 3,569 | Processing |
| 3 | ग्रामीण तेल उद्योग | 165 | 515 | 31 | 1,401 | 6 | 3,359 | 214 | 28,808 | .. | .. | Village Oil Industry |
| 4 | ग्रामीण कातडी उद्योग | 20 | 44 | 16 | 187 | 127 | 1,622 | 55 | 6,194 | .. | 5,181 | Village Leather Industry |
| 5 | आगपेटी लव्ह उद्योग | .. | .. | .. | .. | 85 | 514 | 6 | 1,214 | .. | 500 | Cotton Match Industry |
| 6 | गूळ व खांडसरी उद्योग | 181 | 122 | 10 | 96 | .. | 206 | .. | 4,827 | .. | 1,493 | Gur and Khandasari Industry |
| 7 | ताड गूळ उद्योग | 34 | 9 | 10 | 160 | .. | .. | 90 | 946 | .. | 97 | Palm Gur Industry |
| 8 | अखाद्य तेले व साबण उद्योग | 6 | 92 | 10 | 55 | 28 | 131 | .. | 1,546 | .. | .. | Non-edible Oil & Soap Industry |
| 9 | हाताने तयार करणारे कागद उद्योग | 120 | 107 | 123 | 320 | 232 | 833 | 801 | 2,119 | .. | 240 | Handmade Paper Industry |
| 10 | मधू मक्षिका पालन उद्योग | 77 | 17 | 3 | 59 | 7 | 50 | 50 | 660 | .. | 86 | Bee Keeping Industry |
| 11 | ग्रामीण कक्कुट पालन उद्योग | 7 | 5 | 12 | 558 | 189 | 1,955 | 85 | 7,170 | .. | .. | Village Poultry Industry |
| 12 | वाख उद्योग | .. | .. | 9 | 31 | 4 | 42 | 97 | 1,233 | .. | 983 | Fibre Industry |
| 13 | सुतार व लोहार उद्योग | .. | .. | 18 | 117 | 162 | 2,417 | 404 | 16,588 | .. | 3,955 | Carpentry & Blacksmith Industry |
| 14 | गोबर गॅस उद्योग | .. | .. | 309 | 467 | 12 | .. | .. | .. | .. | .. | Gobar gas Industry |
| 15 | चुना तयार करणारे उद्योग | .. | .. | 1 | 16 | 20 | 268 | 1 | 2,175 | .. | 1,118 | Lime Manufacturing Industry |
| 16 | ग्रामोद्योग विक्री भांडार | 3 | 3 | 52 | 5 | 10 | 34 | 159 | 12,672 | .. | .. | Gramodyog Sales Depot |
| 17 | वेत व बांबू उद्योग | .. | .. | .. | 81 | 2 | 131 | 109 | 881 | .. | 100 | Cane & Bamboo Industry |
| 18 | अॅल्युमिनियम | .. | .. | .. | 78 | .. | 95 | .. | 2,065 | .. | .. | Aluminium |
| 19 | औषध व जडीबुटी गोळा करणे | .. | .. | .. | .. | .. | .. | .. | 418 | .. | .. | Collection of medicines & Medicinal plants |
| 20 | फळावरील प्रक्रिया | .. | .. | .. | .. | .. | 554 | .. | 4,741 | .. | 690 | Fruit Processing |
| 21 | गोंद व राळ तयार करणे | .. | .. | .. | .. | .. | .. | .. | .. | .. | .. | Gums and Raisins |
| 22 | काथ उद्योग | .. | .. | .. | .. | .. | 245 | 16 | 3,274 | .. | .. | Coir Industry |
| 23 | ग्रामीण उद्योगाकरिता गोदामे | .. | .. | .. | .. | .. | .. | .. | .. | .. | .. | Village industry Godowns |
| 24 | पॉली वस्त्र | .. | .. | .. | .. | .. | .. | .. | .. | .. | .. | Poly Vastra |
| 25 | इतर | 9 | .. | 96 | .. | .. | .. | 264 | 12,209 | .. | 12,091 | Others |
| | एकूण | 712 | 1,170 | 732 | 3,759 | 1,613 | 13,686 | 2,598 | 1,19,247 | 0 | 30,103 | Total |

तक्ता क्रमांक / Table No. 19.3

| | | (₹ लाखत / ₹ in Lakhs) | | | | | | | | | | | |
|---------|--------------------------------------|--|----------------------|--------------------------|----------------------|--------------------------|----------------------|--------------------------|----------------------|--------------------------|----------------------|-----------------------------------|-----|
| अ. क्र. | उद्योग | अनुदान व वितरण रक्कम / Grants and Amount Disbursed | | | | | | | | | | Industry | |
| | | 2009-10 | | 2010-11 | | 2011-12 | | 2012-13 | | 2013-14 | | | (2) |
| | | अनुदान Grants (13) | कर्ज Loan (14) | अनुदान Grants (15) | कर्ज Loan (16) | अनुदान Grants (17) | कर्ज Loan (18) | अनुदान Grants (19) | कर्ज Loan (20) | अनुदान Grants (21) | कर्ज Loan (22) | | |
| (1) | (2) | (13) | (14) | (15) | (16) | (17) | (18) | (19) | (20) | (21) | (22) | (2) | |
| 1 | खादी | 9.05 | 31.45 | 365.31 | N.A. | 14.01 | 40 | .. | .. | 178.22 | 62.08 | Khadi | |
| 2 | प्रक्रिया करणारे उद्योग | 516.09 | 1,571.19 | 277.25 | N.A. | 643.73 | 1,953.44 | 136.50 | 294.10 | 1,526.88 | 532.10 | Processing | |
| 3 | ग्रामीण तेल उद्योग | 10.15 | 29.00 | 228.95 | N.A. | 39.75 | 113.17 | 15.75 | 45.00 | 44.25 | 14.95 | Village Oil Industry | |
| 4 | ग्रामीण कातडी उद्योग | 20.71 | 53.43 | 291.44 | N.A. | 6.62 | 15.15 | 1.75 | 4.00 | 25.38 | 29.13 | Village leather Industry | |
| 5 | आगपेटी लघु उद्योग | 9.23 | 23.28 | 39.30 | N.A. | 8.40 | 24.00 | .. | .. | 43.00 | 15.05 | Cottage Match Industry | |
| 6 | गूळ व खांडसरी उद्योग | 171.68 | 478.15 | 150.06 | N.A. | 118.04 | 300.61 | 15.54 | 36.55 | 261.60 | 107.04 | Gur and Khandasari Industry | |
| 7 | ताड गूळ उद्योग | 0.00 | 0.00 | 15.18 | N.A. | 0.00 | 0.00 | .. | .. | 0.50 | 0.18 | Palm Gur Industry | |
| 8 | अखाद्य तेले व साबण उद्योग | 111.87 | 340.16 | 36.76 | N.A. | 119.04 | 98.56 | .. | .. | 165.84 | 74.50 | Non-edible Oil and Soap Industry | |
| 9 | हाताने तयार करणारे कागद उद्योग | 101.06 | 208.03 | 135.93 | N.A. | 79.38 | 207.39 | .. | .. | 292.59 | 121.12 | Handmade paper Industry | |
| 10 | मधू मक्षिका पालन उद्योग | 1.05 | 3.00 | 1.28 | N.A. | 0.00 | 0.00 | .. | .. | 3.16 | 1.16 | Bee Keeping Industry | |
| 11 | ग्रामीण कक्कुट पालन उद्योग | 0.00 | 0.00 | .. | N.A. | 0.00 | 0.00 | .. | .. | 0.00 | 0.00 | Village Poultry Industry | |
| 12 | वाख उद्योग | 0.00 | 0.00 | 57.10 | N.A. | 35.50 | 40.75 | 9.45 | .. | 28.56 | 26.31 | Fiber Industry | |
| 13 | सुतार व लोहार उद्योग | 402.98 | 758.24 | 633.82 | N.A. | 486.05 | 942.00 | 35.62 | 44.50 | 1,042.25 | 565.81 | Carpentry and Blacksmith Industry | |
| 14 | गोबर गॅस उद्योग | 0.00 | 0.00 | 3.43 | N.A. | 0.00 | 0.00 | .. | .. | 25.00 | 6.25 | Gobar Gas Industry | |
| 15 | चुना तयार करणारे उद्योग | 74.48 | 222.86 | 104.84 | N.A. | 82.71 | 244.97 | 36.21 | 110.61 | 238.01 | 74.65 | Lime Manufacturing Industry | |
| 16 | ग्रामोद्योग विक्री भांडार | 0.00 | 0.00 | 59.05 | N.A. | 8.75 | 25.00 | .. | .. | 0.00 | 0.00 | Gramodyog Sales Depot | |
| 17 | वेत व बांबू उद्योग | 1.87 | 5.35 | 40.46 | N.A. | 1.49 | 4.26 | 1.00 | 4.00 | 11.85 | 3.62 | Cane and Bamboo Industry | |
| 18 | अॅल्युमिनियम औषध व जडीबुटी गोळा करणे | 1.38 | 5.54 | 30.80 | N.A. | 8.75 | 25.00 | .. | .. | 28.00 | 34.80 | Aluminum | |
| 19 | फळावरील प्रक्रिया | 126.11 | 338.76 | 54.75 | N.A. | 132.41 | 395.89 | 0.52 | 0.00 | 236.85 | 84.35 | Fruit processing | |
| 20 | गोंद व राळ | 0.00 | 0.00 | 0.65 | N.A. | 0.00 | 0.00 | .. | .. | 0.00 | 0.00 | Gum and Resins | |
| 21 | काथ उद्योग | 7.62 | 29.67 | 28.78 | N.A. | 0.00 | 0.00 | .. | .. | 25.00 | 8.75 | Kath Industry | |
| 22 | ग्रामीण उद्योगा-करिता गोदामे | 0.00 | 0.00 | 0.10 | N.A. | 0.00 | 0.00 | .. | .. | 0.00 | 0.00 | Village Industries Godowns | |
| 23 | पॉली वस्त्र | 0.00 | 0.00 | 1.00 | N.A. | 9.50 | 30.00 | .. | .. | 2.00 | 0.70 | Poly Vastra | |
| 24 | रेव्हनीन पी.व्ही.सी | 50.91 | 123.66 | 89.29 | N.A. | 65.69 | 164.62 | 35.09 | 101.84 | 139.43 | 48.00 | Rexin P.V.C | |
| 25 | सेवा उद्योग | 867.73 | 1,751.57 | 129.18 | N.A. | 470.42 | 1,027.68 | 10.17 | 26.13 | 1,864.65 | 823.27 | Service Industry | |
| 26 | वस्त्रोद्योग | 215.06 | 539.20 | 0.81 | N.A. | 128.32 | 356.07 | 2.85 | 8.15 | 373.81 | 185.96 | Textiles | |
| 27 | लाख शेलॅक | 742.5 | 723.22 | 0.68 | N.A. | 324.64 | 332.82 | 7.37 | 21.05 | 438.27 | 251.04 | Shellac | |
| 28 | रबर उद्योग | 3.50 | 10.00 | 41.96 | N.A. | 16.12 | 46.05 | 6.90 | 19.71 | 0.00 | 0.00 | Rubber | |
| 29 | इलेक्ट्रॉनिक्स | 13.24 | 46.00 | 5.40 | N.A. | 18.70 | 57.57 | .. | .. | 84.33 | 34.05 | Electronics | |
| 30 | ब्रास मेटल | 1.48 | 0.52 | 14.53 | N.A. | 9.10 | 26.00 | .. | .. | 10.98 | 3.05 | Brass Metal | |
| 31 | ग्रामोद्योग | 703.04 | 549.23 | 9.95 | N.A. | 143.87 | 172.06 | .. | .. | 172.46 | 146.83 | Village Indl. Estate | |
| 32 | मेणबत्ती उद्योग | .. | .. | .. | .. | .. | .. | .. | .. | .. | .. | Candle making | |
| 33 | प्लॅस्टीक उद्योग | 6.18 | 13.71 | 2.14 | N.A. | 4.73 | 18.5 | 8.75 | 25.00 | 6.00 | 2.10 | Plastic | |
| 34 | ज्वेलरी | 121.14 | 206.5 | 0.00 | N.A. | 74.16 | 238.48 | 0.87 | .. | 84.56 | 72.39 | Jewelry | |
| 35 | ग्रामीण कुंभार उद्योग | 43.1 | 131.67 | 396.82 | N.A. | 25.15 | 79.26 | .. | .. | 113.48 | 34.78 | Village pottery | |
| 36 | इतर | 0.00 | 0.00 | .. | .. | 0.00 | 0.00 | .. | .. | 0.00 | 0.00 | Others | |
| | एकूण | 4,340.09 | 8,213.04 | 3,250.22 | 0.00 | 3,122.58 | 7,120.3 | 324.34 | 740.64 | 7,487.61 | 3,390.57 | Total | |

टीप - N.A. - उपलब्ध नाही / Not available, आधार - महाराष्ट्र राज्य खादी ग्रामोद्योग मंडळ, मुंबई / Source - Maharashtra State Khadi and Village Industries Board, Mumbai

19. उत्पादन / MANUFACTURING

तक्ता क्रमांक / TABLE No.19.4

औद्योगिक क्षेत्रातील भूखंड विकास / Estates developed in the Industrial area
(2013-14)

| अ.क्र. Sr.No. | वर्ष / Year जिल्हे | भूखंडाची संख्या No. of Estates | औद्योगिक थंड्यासाठी संपादित क्षेत्र (हेक्टर) Industrial area acquired (Hectare) | औद्योगिक थंड्यासाठी भूखंड Industrial Plots | | Districts |
|-------------------------|--------------------------|-----------------------------------|--|---|------------------------------------|--------------------------|
| | | | | विकसित संख्या Developed No. | वाटप केलेले संख्या Allotted No. | |
| (1) | (2) | (3) | (4) | (5) | (6) | (2) |
| | 1970-71 | 33 | 837.68 | 159 | 409 | |
| | 1980-81 | 59 | 743.55 | 1,755 | 2,137 | |
| | 1990-91 | 58 | 24,066.99 | 24,706 | 20,548 | |
| | 1995-96 | 143 | 35,306.96 | 37,264 | 32,987 | |
| | 2009-10 | 184 | 50,052.9 | 62,656 | 55,827 | |
| | 2010-11 | 189 | 52,960.32 | 65,991 | 58,110 | |
| | 2011-12 | 190 | 53,041.58 | 68,468 | 60,029 | |
| | 2012-13 | 286 | 1,20,701.06 | 34,970.51 | 38,809.57 | |
| 1 | मुंबई शहर | 1 | 130.71 | 99.88 | 99.84 | Mumbai City |
| 2 | मुंबई उपनगर | | | | | Mumbai Suburban |
| 3 | ठाणे | 11 | 7,229.28 | 3,544.18 | 3,275.74 | Thane |
| 4 | रायगड | 16 | 20,453.48 | 3,509.59 | 3,185.92 | Raigad |
| 5 | रत्नागिरी | 7 | 6,080.00 | 1,599.22 | 1,565.40 | Ratnagiri |
| 6 | सिंधुदुर्ग | 6 | 3,955.55 | 188.73 | 177.86 | Sindhudurg |
| 7 | नाशिक | 11 | 4,043.29 | 1,324.13 | 1,288.62 | Nashik |
| 8 | धुळे | 2 | 398.89 | 209.22 | 204.52 | Dhule |
| 9 | नंदुरबार | 5 | 823.31 | 939.74 | 682.41 | Nandurbar |
| 10 | जळगाव | 4 | 1,298.36 | 663.41 | 488.57 | Jalgaon |
| 11 | अहमदनगर | 8 | 1,637.74 | 1,060.45 | 919.59 | Ahmednagar |
| 12 | पुणे | 26 | 37,220.76 | 8,054.97 | 7,614.39 | Pune |
| 13 | सातारा | 16 | 3,354.95 | 1,113.85 | 950.82 | Satara |
| 14 | सांगली | 15 | 3,562.28 | 673.05 | 636.91 | Sangli |
| 15 | सोलापूर | 10 | 3,333.59 | 862.62 | 698.70 | Solapur |
| 16 | कोल्हापूर | 11 | 2,964.02 | 1,221.78 | 1,132.50 | Kolhapur |
| 17 | औरंगाबाद | 10 | 7,071.84 | 2,563.35 | 2,486.50 | Aurangabad |
| 18 | जालना | 6 | 716.00 | 423.83 | 332.69 | Jalna |
| 19 | परभणी | 4 | 979.99 | 151.88 | 134.94 | Parbhani |
| 20 | हिंगोली | 3 | 228.90 | 173.04 | 142.10 | Hingoli |
| 21 | बीड | 6 | 394.80 | 65.44 | 51.34 | Beed |
| 22 | नांदेड | 10 | 2,073.71 | 956.28 | 828.83 | Nanded |
| 23 | उस्मानाबाद | 8 | 1,270.53 | 364.77 | 294.00 | Osmanabad |
| 24 | लातूर | 7 | 2,346.00 | 804.42 | 757.70 | Latur |
| 25 | बुलढाणा | 9 | 683.00 | 375.96 | 330.54 | Buldhana |
| 26 | अकोला | 8 | 1,175.48 | 489.65 | 447.16 | Akola |
| 27 | वाशिम | 6 | 322.03 | 42.20 | 26.90 | Washim |
| 28 | अमरावती | 13 | 3,396.41 | 3,962.22 | 3,908.68 | Amravati |
| 29 | यवतमाळ | 12 | 1,077.22 | 282.50 | 268.18 | Yavatmal |
| 30 | वर्धा | 6 | 755.52 | 542.81 | 472.21 | Wardha |
| 31 | नागपूर | 14 | 6,759.99 | 3,400.03 | 3035.60 | Nagpur |
| 32 | भंडारा | 5 | 284.13 | 912.03 | 803.72 | Bhandara |
| 33 | गोंदिया | 6 | 750.55 | 117.28 | 113.24 | Gondiya |
| 34 | चंद्रपूर | 12 | 3,379.83 | 2,161.38 | 1,493.44 | Chandrapur |
| 35 | गडचिरोली | 4 | 121.90 | 46.17 | 27.29 | Gadchiroli |
| महाराष्ट्र राज्य | | 298 | 1,30,273.97 | 42,900.06 | 38,876.85 | Maharashtra State |

आधार :- मुख्य अभियंता, महाराष्ट्र औद्योगिक विकास महामंडळ, मुंबई.

Source:- Chief Engineer, Maharashtra Industrial Development Corporation, Mumbai.

19. उत्पादन/ MANUFACTURING

तक्ता क्रमांक / TABLE No.19.5

महाराष्ट्रातील औद्योगिक उत्पादन / Industrial Production in Maharashtra
(2013-14)

| अ. क्र. Sr. No | उत्पादित वस्तूचे नाव (2) | परिमाण (3) | उत्पादन Production (4) | Unit (3) | Name of the Item (2) |
|-------------------|-----------------------------|-------------------|------------------------------|-----------------|-----------------------------|
| 1 | कोळसा | '००० टन | 37,223 | '000 Tonnes | Coal |
| 2 | चुनखडी | '००० टन | 10,997 | '000 Tonnes | Lime Stones |
| 3 | साखर | '००० टन | 5,652 | '000 Tonnes | Sugar |
| 4 | मीठ | '००० टन | 145 | '000 Tonnes | Salt |
| 5 | वनस्पती | '००० टन | N.A. | '000 Tonnes | Vanaspati |
| 6 | सर्व प्रकारचे सूत | '००० कि.ग्रॅम | 364.3 | '000 Kg. | All Yarn |
| 7 | सर्व प्रकारचे कापड | '००० चौरस मीटर | 30.1 | '000 Sq. Meters | All cloth |
| 8 | पेट्रोलियम (क्रुड) | '००० टन | N.A. | '000 Tonnes | Petroleum (crude) |
| 9 | पेट्रोलियम पदार्थ | '००० टन | N.A. | '000 Tonnes | Petroleum refinery products |
| 10 | तयार पोलाद | '००० टन | N.A. | '000 Tonnes | Finished steel |
| 11 | पोलादाची लगड | '००० टन | N.A. | '000 Tonnes | Steel Ingots |
| 12 | कठीण मिश्र धातु | '००० टन | N.A. | '000 Tonnes | Ferroy alloys |
| 13 | रेल्वे डब्बे | संख्या | N.A. | Numbers | Railway Coaches |
| 14 | वीज | दशलक्ष कि.वॉट तास | 91,987 | Million KWH | Electricity |

टिप / N.A. -- उपलब्ध नाही / Not Available

आधार :- १) भारतीय खान ब्यूरो, नागपूरचे भारतीय खनिज वर्ष पुस्तक

२) वस्त्रनिर्माण आयुक्त, भारत सरकार, मुंबई

३) सहकार आयुक्त व निबंधक, सहकारी संस्था, महाराष्ट्र शासन, पुणे.

४) साखर आयुक्तालय, साखर संकुल, पुणे.

Source:- 1) Indian Minerals Yearbook, Indian Bureau of Mines, Nagpur

2) Textile Commissioner, Government of India, Mumbai

3) Commissioner for Co-operation and Registrar, Co-operative Societies, Government of Maharashtra, Pune.

4) Office of Commissioner of Sugar, Pune.

तक्ता क्रमांक/TABLE No. 19.6

**19. उत्पादन /
तक्ता क्रमांक /
चालू कारखान्यातील कामगारांच्या संख्येनुसार वर्गीकरण /**

| अ. क्र. Sr.No | जिल्हे | कामगार 1-9 Workers | | कामगार 10-19 Workers | | कामगार 20-49 Workers | | कामगार 50-99 Workers | | कामगार 100-249 Workers | |
|-------------------------|-------------|--------------------------|---------------|----------------------------|-----------------|----------------------------|-----------------|----------------------------|-----------------|------------------------------|-----------------|
| | | F | W | F | W | F | W | F | W | F | W |
| (1) | (2) | (3) | (4) | (5) | (6) | (7) | (8) | (9) | (10) | (11) | (12) |
| 1 | मुंबई शहर | 415 | 2,489 | 383 | 5,052 | 584 | 15,499 | 176 | 11,085 | 95 | 14,287 |
| 2 | मुंबई उपनगर | 860 | 5,207 | 975 | 13,059 | 1,013 | 28,279 | 491 | 29,756 | 287 | 43,041 |
| 3 | ठाणे | 1,405 | 9,271 | 1,846 | 25,727 | 2,971 | 82,095 | 1,366 | 81,642 | 627 | 91,717 |
| 4 | रायगड | 201 | 1,293 | 250 | 3,560 | 345 | 10,686 | 242 | 15,545 | 145 | 22,767 |
| 5 | रत्नागिरी | 149 | 819 | 65 | 866 | 67 | 2,117 | 34 | 2,256 | 26 | 3,784 |
| 6 | सिंधुदुर्ग | 76 | 352 | 17 | 274 | 30 | 935 | 12 | 823 | 3 | 334 |
| 7 | नाशिक | 496 | 2,648 | 589 | 8,129 | 525 | 16,508 | 176 | 12,424 | 125 | 19,536 |
| 8 | धुळे | 190 | 968 | 59 | 775 | 37 | 1,139 | 18 | 1,177 | 12 | 1,921 |
| 9 | नंदुरबार | 50 | 259 | 16 | 204 | 10 | 293 | 4 | 282 | 2 | 368 |
| 10 | जळगाव | 359 | 1,915 | 326 | 4,343 | 212 | 6,672 | 32 | 2,206 | 17 | 2,498 |
| 11 | अहमदनगर | 303 | 1,272 | 340 | 4,665 | 198 | 5,806 | 56 | 3,752 | 36 | 5,159 |
| 12 | पुणे | 477 | 2,900 | 1,002 | 14,056 | 1,754 | 49,887 | 996 | 59,740 | 666 | 1,01,576 |
| 13 | सातारा | 116 | 457 | 112 | 1,596 | 132 | 4,099 | 69 | 4,804 | 65 | 10,267 |
| 14 | सांगली | 283 | 1,349 | 272 | 3,660 | 182 | 5,558 | 64 | 4,227 | 41 | 6,323 |
| 15 | सोलापूर | 3,014 | 14,215 | 92 | 1,316 | 93 | 2,787 | 75 | 4,823 | 33 | 5,170 |
| 16 | कोल्हापूर | 507 | 2,491 | 599 | 8,674 | 407 | 12,190 | 152 | 10,436 | 112 | 17,185 |
| 17 | औरंगाबाद | 220 | 1,030 | 216 | 3,078 | 377 | 11,191 | 165 | 10,779 | 128 | 20,045 |
| 18 | जालना | 55 | 283 | 55 | 679 | 118 | 4,063 | 40 | 2,476 | 15 | 2,508 |
| 19 | परभणी | 47 | 183 | 22 | 311 | 52 | 1,527 | 12 | 680 | 4 | 626 |
| 20 | हिंगोली | 69 | 235 | 7 | 93 | 45 | 1,357 | 17 | 1,047 | 7 | 1,252 |
| 21 | बीड | 140 | 451 | 42 | 514 | 50 | 1,594 | 19 | 1,145 | 11 | 1,828 |
| 22 | नांदेड | 24 | 133 | 27 | 360 | 9 | 270 | 7 | 418 | 9 | 1,507 |
| 23 | उस्मानाबाद | 69 | 396 | 45 | 607 | 29 | 915 | 5 | 314 | 11 | 1,713 |
| 24 | लातूर | 30 | 113 | 7 | 95 | 17 | 465 | 4 | 234 | 4 | 719 |
| 25 | बुलढाणा | 216 | 1,177 | 112 | 1,387 | 26 | 789 | 14 | 873 | 6 | 1,034 |
| 26 | ओला | 284 | 1,670 | 119 | 1,507 | 32 | 1,007 | 8 | 605 | 6 | 1,140 |
| 27 | वाशिम | 287 | 1,356 | 63 | 745 | 20 | 628 | 6 | 447 | 4 | 467 |
| 28 | अमरावती | 127 | 632 | 136 | 1,696 | 38 | 1,213 | 8 | 535 | 5 | 976 |
| 29 | यवतमाळ | 50 | 219 | 36 | 470 | 9 | 250 | 1 | 50 | 3 | 448 |
| 30 | वर्धा | 65 | 303 | 24 | 329 | 48 | 1,378 | 15 | 778 | 19 | 2,992 |
| 31 | नागपूर | 1,239 | 5,435 | 244 | 3,396 | 223 | 7,047 | 92 | 6,442 | 75 | 11,798 |
| 32 | भंडारा | 104 | 511 | 10 | 137 | 11 | 349 | 2 | 168 | 4 | 610 |
| 33 | गोर्दिया | 115 | 663 | 24 | 320 | 18 | 521 | 6 | 440 | 8 | 1,084 |
| 34 | चंद्रपूर | 21 | 124 | 8 | 106 | 5 | 164 | -- | -- | 1 | 129 |
| 35 | गडचिरोली | 56 | 232 | 1 | 10 | 5 | 126 | 1 | 95 | -- | -- |
| महाराष्ट्र राज्य | | 12,119 | 63,051 | 8,141 | 1,11,796 | 9,692 | 2,79,404 | 4,385 | 2,72,504 | 2,612 | 3,96,809 |

F : कारखाने / Factories

W : कामगार / Workers

INDUSTRIES AND MINING**TABLE No.19.6****Distribution of working factories according to their workers strength
(2013)**

| कामगार 250-499 Workers | | कामगार 500-749 Workers | | कामगार 750-999 Workers | | कामगार 1000-4999 Workers | | ५,००० व त्याहून अधिक कामगार 5,000 and above Workers | | एकूण Total | | Districts |
|------------------------------|-----------------|------------------------------|-----------------|------------------------------|---------------|--------------------------------|-----------------|--|---------------|---------------|------------------|--------------------------|
| F | W | F | W | F | W | F | W | F | W | F | W | (2) |
| (13) | (14) | (15) | (16) | (17) | (18) | (19) | (20) | (21) | (22) | (23) | (24) | (2) |
| 25 | 7,563 | 9 | 5,455 | 3 | 2,806 | 5 | 11,456 | 2 | 16,438 | 1,697 | 92,130 | Mumbai City |
| 72 | 24,394 | 12 | 6,497 | 9 | 7,815 | 14 | 30,927 | 2 | 16,541 | 3,735 | 2,05,516 | Mumbai Suburban |
| 154 | 49,769 | 37 | 20,452 | 9 | 8,049 | 18 | 30,498 | -- | -- | 8,433 | 3,99,220 | Thane |
| 47 | 16,722 | 18 | 11,254 | 6 | 5,364 | 6 | 10,308 | -- | -- | 1,260 | 97,499 | Raigad |
| 6 | 2,184 | 3 | 1,696 | 1 | 922 | 7 | 10,422 | -- | -- | 358 | 25,066 | Ratnagiri |
| 1 | 301 | -- | -- | -- | -- | -- | -- | -- | -- | 139 | 3,019 | Sindhudurg |
| 39 | 14,719 | 14 | 8,329 | 6 | 5,579 | 13 | 23,359 | -- | -- | 1,983 | 1,11,231 | Nashik |
| 4 | 1,197 | 1 | 540 | -- | -- | 2 | 3,092 | -- | -- | 323 | 10,809 | Dhule |
| -- | -- | 1 | 602 | 1 | 995 | -- | -- | -- | -- | 84 | 3,003 | Nandurbar |
| 9 | 3,382 | 3 | 1,708 | -- | -- | 5 | 8,662 | -- | -- | 963 | 31,386 | Jalgaon |
| 17 | 6,234 | 7 | 3,937 | 9 | 7,457 | 2 | 2,151 | -- | -- | 968 | 40,433 | Ahmednagar |
| 215 | 74,691 | 70 | 40,324 | 34 | 29,325 | 54 | 1,02,226 | 2 | 24,468 | 5,270 | 4,99,193 | Pune |
| 19 | 6,944 | 9 | 5,229 | 8 | 6,714 | 3 | 3,348 | -- | -- | 533 | 43,458 | Satara |
| 26 | 9,741 | 4 | 2,497 | 1 | 980 | 2 | 2,262 | -- | -- | 875 | 36,597 | Sangli |
| 34 | 11,883 | 5 | 3,112 | 1 | 864 | 1 | 1,124 | -- | -- | 3,348 | 45,294 | Solapur |
| 36 | 12,773 | 17 | 10,637 | 8 | 6,518 | 7 | 8,634 | -- | -- | 1,845 | 89,538 | Kolhapur |
| 52 | 18,926 | 7 | 4,569 | 6 | 5,164 | 7 | 12,636 | -- | -- | 1,178 | 87,418 | Aurangabad |
| 8 | 2,962 | -- | -- | 1 | 793 | -- | -- | -- | -- | 292 | 13,764 | Jalna |
| 3 | 965 | -- | -- | -- | -- | -- | -- | -- | -- | 140 | 4,292 | Parbhani |
| 5 | 1,790 | -- | -- | 1 | 753 | 1 | 2,130 | -- | -- | 152 | 8,657 | Hingoli |
| 3 | 890 | 2 | 1,016 | -- | -- | -- | -- | -- | -- | 267 | 7,438 | Beed |
| 2 | 841 | 3 | 1,722 | -- | -- | -- | -- | -- | -- | 81 | 5,251 | Nanded |
| 10 | 3,755 | 1 | 500 | 1 | 760 | -- | -- | -- | -- | 171 | 8,960 | Osmanabad |
| 1 | 461 | -- | -- | -- | -- | -- | -- | -- | -- | 63 | 2,087 | Latur |
| 6 | 1,863 | 1 | 662 | -- | -- | -- | -- | -- | -- | 381 | 7,785 | Buldhana |
| 3 | 897 | -- | -- | -- | -- | 1 | 1,080 | -- | -- | 453 | 7,906 | Akola |
| 4 | 1,334 | -- | -- | -- | -- | 1 | 1,397 | -- | -- | 385 | 6,374 | Washim |
| 2 | 519 | -- | -- | -- | -- | 1 | 2,118 | -- | -- | 317 | 7,689 | Amravati |
| -- | -- | -- | -- | -- | -- | -- | -- | -- | -- | 99 | 1,437 | Yavatmal |
| 10 | 3,574 | 5 | 2,697 | -- | -- | 6 | 9,293 | -- | -- | 192 | 21,344 | Wardha |
| 33 | 12,284 | 6 | 3,665 | 5 | 4,357 | 8 | 16,445 | -- | -- | 1,925 | 70,869 | Nagpur |
| 1 | 290 | -- | -- | -- | -- | 2 | 2,596 | -- | -- | 134 | 4,661 | Bhandara |
| 1 | 437 | 5 | 3,071 | 1 | 922 | 5 | 13,204 | -- | -- | 183 | 20,662 | Gondiya |
| -- | -- | -- | -- | -- | -- | -- | -- | -- | -- | 35 | 523 | Chandrapur |
| -- | -- | -- | -- | -- | -- | 1 | 1,301 | -- | -- | 64 | 1,764 | Gadchiroli |
| 848 | 2,94,285 | 240 | 1,40,171 | 111 | 96,137 | 172 | 3,10,669 | 6 | 57,447 | 38,326 | 20,22,273 | Maharashtra State |

आधार : औद्योगिक सुरक्षा व आरोग्य संचालनालय, महाराष्ट्र शासन, मुंबई

Source : Directorate of Industrial safety and Health, Govt. of Maharashtra, Mumbai.

19. उद्योग आणि खाणकाम /
तक्ता क्रमांक /
३१ डिसेंबर, २०१३ रोजी संपणाऱ्या वर्षातील चालू कारखान्यांची व त्यातील सरासरी दैनिक कामगारांची प्रमुख उद्योग
गटांनुसार संख्या
२०१३-

| अक्र. | जिल्हे | कृषी व पशुपैदास, शिकार व संबंधित सेवा सूत काढणे, वटणी, सफाई इत्यादी सेवा | | कोळसा, दगडी कोळसा यांचे खाणकाम | | कच्चा धातुचे खाणकाम | | खनिज व धातुचे खाणकाम | |
|-------|-------------------------|--|---------------|--------------------------------|-----------|----------------------|------------|----------------------------|------------|
| | | Crop and animal production, hunting and related services | | Mining of coal and lignite | | Mining of metal ores | | Other mining and quarrying | |
| | | F | W | F | W | F | W | F | W |
| (1) | (2) | (3) | (4) | (5) | (6) | (7) | (8) | (9) | (10) |
| 1 | मुंबई शहर | 3 | 39 | -- | -- | -- | -- | -- | -- |
| 2 | मुंबई उपनगर | -- | -- | -- | -- | -- | -- | -- | -- |
| 3 | ठाणे | -- | -- | -- | -- | 1 | 150 | 5 | 148 |
| 4 | रायगड | -- | -- | -- | -- | 1 | 65 | -- | -- |
| 5 | रत्नागिरी | -- | -- | -- | -- | -- | -- | -- | -- |
| 6 | सिंधुदुर्ग | -- | -- | -- | -- | -- | -- | -- | -- |
| 7 | नाशिक | 2 | 57 | -- | -- | -- | -- | -- | -- |
| 8 | धुळे | 24 | 407 | -- | -- | -- | -- | 1 | 42 |
| 9 | नंदुरबार | 9 | 1,127 | -- | -- | -- | -- | -- | -- |
| 10 | जळगांव | 125 | 4,079 | -- | -- | -- | -- | 1 | 16 |
| 11 | अहमदनगर | 19 | 471 | -- | -- | -- | -- | -- | -- |
| 12 | पुणे | -- | -- | -- | -- | -- | -- | -- | -- |
| 13 | सातारा | 1 | 40 | -- | -- | -- | -- | -- | -- |
| 14 | सांगली | 3 | 48 | -- | -- | -- | -- | -- | -- |
| 15 | सोलापूर | -- | -- | -- | -- | -- | -- | 2 | 305 |
| 16 | कोल्हापूर | -- | -- | -- | -- | -- | -- | 1 | 10 |
| 17 | औरंगाबाद | 78 | 3,280 | -- | -- | -- | -- | -- | -- |
| 18 | जालना | 93 | 3,526 | -- | -- | -- | -- | -- | -- |
| 19 | परभणी | 70 | 2,255 | -- | -- | -- | -- | -- | -- |
| 20 | बीड | 45 | 1,822 | -- | -- | -- | -- | -- | -- |
| 21 | नांदेड | 26 | 846 | -- | -- | -- | -- | -- | -- |
| 22 | उस्मानाबाद | 1 | 135 | -- | -- | -- | -- | -- | -- |
| 23 | लातूर | 0 | -- | -- | -- | -- | -- | -- | -- |
| 24 | हिंगली | 22 | 499 | -- | -- | -- | -- | -- | -- |
| 25 | बुलढाणा | 93 | 2,069 | -- | -- | -- | -- | -- | -- |
| 26 | अकोला | 74 | 1,219 | 2 | 19 | -- | -- | -- | -- |
| 27 | अमरावती | 4 | 46 | -- | -- | -- | -- | -- | -- |
| 28 | यावतमाळ | 63 | 900 | 2 | 74 | -- | -- | -- | -- |
| 29 | वाशिम | 5 | 249 | -- | -- | -- | -- | -- | -- |
| 30 | वर्धा | 56 | 4,780 | -- | -- | -- | -- | -- | -- |
| 31 | नागपूर | 23 | 845 | -- | -- | -- | -- | 2 | 22 |
| 32 | भंडारा | 1 | 44 | -- | -- | -- | -- | -- | -- |
| 33 | चंद्रपूर | 4 | 34 | -- | -- | -- | -- | -- | -- |
| 34 | गडचिरोली | -- | -- | -- | -- | -- | -- | -- | -- |
| 35 | गोंदिया | -- | -- | -- | -- | -- | -- | -- | -- |
| | महाराष्ट्र राज्य | 844 | 28,817 | 4 | 93 | 2 | 215 | 12 | 543 |

INDUSTRIES AND MINING

TABLE No.19.7

Number of working factories and average daily employment in Major Groups of Industries during the year ending 31st Dec, 2013

| खाद्य वस्तुंचे उत्पादन | | पेयांचे उत्पादन | | तंबाखू उत्पादन | | कापडांचे उत्पादन | | Districts |
|------------------------------|-----------------|--------------------------|---------------|---------------------------------|--------------|-------------------------|-----------------|--------------------------|
| Manufacture of food products | | Manufacture of beverages | | Manufacture of tobacco products | | Manufacture of textiles | | |
| F | W | F | W | F | W | F | W | (2) |
| (11) | (12) | (13) | (14) | (15) | (16) | (17) | (18) | |
| 127 | 4,085 | 8 | 118 | 0 | -- | 57 | 7,830 | MumbaiCity |
| 118 | 10,548 | 21 | 1,455 | -- | -- | 149 | 8,008 | Mumbai Suburban |
| 291 | 13,427 | 112 | 3,456 | 4 | 660 | 1,099 | 68,477 | Thane |
| 99 | 8,718 | 27 | 2,323 | -- | -- | 13 | 1,064 | Raigad |
| 36 | 2,181 | 42 | 667 | 1 | 25 | 3 | 132 | Ratnagiri |
| 33 | 1,204 | 18 | 179 | -- | -- | -- | -- | Sindhudurg |
| 131 | 7,771 | 36 | 2,203 | -- | -- | 126 | 3,347 | Nashik |
| 90 | 2,698 | 12 | 71 | -- | -- | 54 | 3,880 | Dhule |
| 38 | 1,417 | 9 | 73 | -- | -- | -- | -- | Nandurbar |
| 225 | 6,107 | 28 | 157 | 10 | 483 | 6 | 1,272 | Jalgaon |
| 147 | 13,130 | 24 | 1,019 | 7 | 1,579 | 4 | 78 | Ahmednagar |
| 218 | 26,320 | 60 | 2,699 | 4 | 654 | 30 | 4,496 | Pune |
| 90 | 9,087 | 17 | 495 | 4 | 112 | 8 | 933 | Satara |
| 138 | 13,209 | 17 | 409 | -- | -- | 140 | 4,799 | Sangli |
| 136 | 13,477 | 13 | 296 | -- | -- | 2,802 | 16,571 | Solapur |
| 176 | 20,437 | 22 | 524 | 5 | 58 | 468 | 22,974 | Kolhapur |
| 40 | 4,420 | 24 | 3,122 | -- | -- | 21 | 434 | Aurangabad |
| 40 | 2,643 | 3 | 5 | 3 | 380 | 4 | 708 | Jalna |
| 15 | 1,478 | 0 | -- | -- | -- | -- | -- | Parbhani |
| 13 | 3,158 | 3 | 22 | -- | -- | -- | -- | Hingoli |
| 58 | 3,337 | 5 | 148 | -- | -- | 1 | 40 | Beed |
| 13 | 2,071 | 4 | 192 | -- | -- | 3 | 859 | Nanded |
| 100 | 6,497 | 3 | 146 | -- | -- | 7 | 978 | Osmanabad |
| 10 | 840 | -- | -- | -- | -- | 1 | 230 | Latur |
| 125 | 2,013 | 10 | 46 | -- | -- | 8 | 1,388 | Buldhana |
| 231 | 2,540 | 9 | 63 | -- | -- | 3 | 521 | Akola |
| 74 | 657 | 8 | 386 | -- | -- | 5 | 633 | Washim |
| 41 | 968 | 9 | 279 | -- | -- | 5 | 2,428 | Amravati |
| 14 | 323 | 1 | 37 | -- | -- | 7 | 115 | Yavatmal |
| 22 | 1,603 | -- | -- | -- | -- | 19 | 6,309 | Wardha |
| 123 | 5,897 | 38 | 700 | 3 | 155 | 26 | 8,439 | Nagpur |
| 9 | 231 | 6 | 44 | -- | -- | 1 | 8 | Bhandara |
| 22 | 348 | 2 | 7 | -- | -- | -- | -- | Gondiya |
| 17 | 144 | 1 | 3 | -- | -- | -- | -- | Chandrapur |
| 28 | 121 | 0 | -- | 4 | 65 | -- | -- | Gadchiroli |
| 3,088 | 1,93,105 | 592 | 21,344 | 45 | 4,171 | 5,070 | 1,66,951 | Maharashtra State |

| अक्र. | जिल्हे | परिधान करण्याची वस्त्रे | | चामडी कमविणे व चामडयांचे उत्पादन | | लाकूड व लाकडाचे उत्पादन (फर्निचर सोडून) | | कागद व कागदांच्या वस्तुंचे उत्पादन | | मुद्रण, ध्वनि व चित्रमुद्रणाचे पुर्नउत्पादन | |
|-------|-------------------------|--------------------------------|---------------|---|--------------|---|---------------|---|---------------|---|---------------|
| | | Manufacture of wearing apparel | | Manufacture of leather and related products | | Manufacture of wood and products of wood and cork (excluding furniture) | | Manufacture of paper and paper products | | Printing and reproduction of recorded media | |
| | | F | W | F | W | F | W | F | W | F | W |
| (1) | (2) | (19) | (20) | (21) | (22) | (23) | (24) | (25) | (26) | (27) | (28) |
| 1 | मुंबई शहर | 258 | 9,951 | 14 | 362 | 111 | 1,157 | 12 | 204 | 259 | 7,877 |
| 2 | मुंबई उपनगर | 354 | 13,266 | 53 | 1,867 | 79 | 1,012 | 49 | 799 | 188 | 4,683 |
| 3 | ठाणे | 231 | 20,203 | 29 | 1,748 | 239 | 2,784 | 246 | 9,139 | 314 | 12,922 |
| 4 | रायगड | 9 | 515 | -- | -- | 37 | 584 | 22 | 781 | 18 | 1,289 |
| 5 | रत्नागिरी | -- | -- | -- | -- | 60 | 256 | 9 | 339 | 1 | 15 |
| 6 | सिंधुदुर्ग | -- | -- | -- | -- | 42 | 179 | 1 | 18 | -- | -- |
| 7 | नाशिक | 8 | 468 | 5 | 239 | 172 | 804 | 93 | 2,669 | 34 | 5,834 |
| 8 | धुळे | 4 | 910 | -- | -- | 51 | 174 | 1 | 10 | 1 | 16 |
| 9 | नंदुरबार | -- | -- | -- | -- | 17 | 137 | 1 | 15 | -- | -- |
| 10 | जळगांव | 0 | -- | 2 | 29 | 150 | 530 | 27 | 459 | 13 | 293 |
| 11 | अहमदनगर | -- | -- | -- | -- | 186 | 609 | 19 | 266 | 9 | 304 |
| 12 | पुणे | 24 | 2,669 | 2 | 71 | 195 | 2,759 | 111 | 6,552 | 115 | 4,368 |
| 13 | सातारा | 2 | 250 | 3 | 45 | 73 | 373 | 12 | 675 | 3 | 53 |
| 14 | सांगली | 15 | 2,126 | 1 | 11 | 106 | 815 | 24 | 642 | 15 | 310 |
| 15 | सोलापूर | 8 | 219 | 2 | 46 | 80 | 641 | 11 | 438 | 12 | 331 |
| 16 | कोल्हापूर | 3 | 345 | 3 | 23 | 191 | 785 | 29 | 848 | 28 | 1,185 |
| 17 | औरंगाबाद | 1 | 11 | 1 | 10 | 116 | 642 | 58 | 2,130 | 19 | 898 |
| 18 | जालना | -- | -- | -- | -- | 26 | 104 | 2 | 26 | 1 | 26 |
| 19 | परभणी | 0 | -- | -- | -- | 39 | 140 | 0 | -- | 0 | -- |
| 20 | बीड | -- | -- | -- | -- | 66 | 243 | 2 | 230 | -- | -- |
| 21 | नांदेड | -- | -- | 3 | 44 | 116 | 371 | 2 | 20 | 2 | 55 |
| 22 | उस्मानाबाद | 1 | 721 | -- | -- | 19 | 96 | 3 | 43 | -- | -- |
| 23 | लातूर | 1 | 29 | 0 | -- | 18 | 67 | 4 | 98 | 1 | 6 |
| 24 | हिंगाळी | -- | -- | 1 | 16 | 25 | 287 | -- | -- | -- | -- |
| 25 | बुलढाणा | -- | -- | -- | -- | 73 | 245 | 23 | 367 | -- | -- |
| 26 | अकोला | -- | -- | -- | -- | 57 | 225 | -- | -- | 4 | 126 |
| 27 | अमरावती | 2 | 22 | 1 | 10 | 172 | 614 | 2 | 32 | 2 | 14 |
| 28 | यावतमाळ | -- | -- | -- | -- | 70 | 239 | 2 | 16 | -- | -- |
| 29 | वाशिम | -- | -- | -- | -- | 58 | 469 | 3 | 29 | -- | -- |
| 30 | वर्धा | -- | -- | -- | -- | 41 | 202 | 5 | 77 | 1 | 5 |
| 31 | नागपूर | 2 | 31 | 4 | 119 | 717 | 3,312 | 63 | 2,515 | 47 | 1,264 |
| 32 | भंडारा | -- | -- | 1 | 32 | 51 | 212 | 1 | 146 | -- | -- |
| 33 | चंद्रपूर | -- | -- | 1 | 6 | 70 | 391 | 8 | 233 | -- | -- |
| 34 | गडचिरोली | -- | -- | -- | -- | 6 | 24 | 2 | 62 | -- | -- |
| 35 | गोंदिया | 0 | -- | -- | -- | 16 | 82 | 0 | -- | -- | -- |
| | महाराष्ट्र राज्य | 923 | 51,736 | 126 | 4,678 | 3,545 | 21,564 | 847 | 29,878 | 1,087 | 41,874 |

Table No. 19.7 - Contd....

| कोळसा व शुद्ध पेट्रोलियम उत्पादने व अणुइंधने | | रसायने आणि रासायनिक उत्पादने | | औषधे, वैद्यकीय रसायने व जैविक उत्पादने | | रबर व प्लास्टिक उत्पादने | | Districts |
|--|---------------|--|-----------------|---|---------------|---|---------------|--------------------------|
| Manufacture of coke and refined petroleum products | | Manufacture of chemicals and chemical products | | Manufacture of pharmaceuticals, Medicinal, chemical and biotic products | | Manufacture of rubber and plastics products | | |
| F | W | F | W | F | W | F | W | (2) |
| (29) | (30) | (31) | (32) | (33) | (34) | (35) | (36) | |
| 3 | 70 | 31 | 845 | 10 | 1,123 | 44 | 535 | Mumbai City |
| 8 | 7,154 | 136 | 7,120 | 61 | 5,543 | 202 | 5,391 | Mumbai Suburban |
| 86 | 4,145 | 1,136 | 38,784 | 402 | 25,035 | 626 | 22,026 | Thane |
| 35 | 2,208 | 326 | 29,769 | 73 | 8,690 | 46 | 2,985 | Raigad |
| 0 | -- | 85 | 8,024 | 15 | 959 | 15 | 247 | Ratnagiri |
| -- | -- | 4 | 23 | 1 | 18 | 3 | 64 | Sindhudurg |
| 6 | 244 | 136 | 3,358 | 42 | 3,767 | 148 | 7,735 | Nashik |
| 0 | -- | 20 | 844 | 4 | 54 | 17 | 183 | Dhule |
| 2 | 29 | 1 | 9 | 0 | -- | 1 | 3 | Nandurbar |
| 3 | 19 | 49 | 1,228 | 20 | 374 | 147 | 6,599 | Jalgaon |
| 3 | 49 | 37 | 851 | 14 | 1,521 | 60 | 1,545 | Ahmednagar |
| 16 | 615 | 244 | 11,249 | 103 | 17,758 | 332 | 28,528 | Pune |
| 1 | 22 | 22 | 1,247 | 9 | 1,148 | 36 | 3,104 | Satara |
| 5 | 156 | 31 | 627 | 11 | 393 | 44 | 576 | Sangli |
| -- | -- | 21 | 475 | 19 | 1,448 | 63 | 1,963 | Solapur |
| 6 | 63 | 45 | 1,179 | 10 | 583 | 49 | 1,475 | Kolhapur |
| 3 | 135 | 69 | 3,242 | 51 | 10,012 | 106 | 7,807 | Aurangabad |
| -- | -- | 23 | 354 | -- | -- | 11 | 174 | Jalna |
| 1 | 13 | 2 | 13 | -- | -- | 1 | 45 | Parbhani |
| -- | -- | 5 | 88 | -- | -- | 0 | -- | Hingoli |
| -- | -- | 9 | 368 | 3 | 337 | 1 | 2 | Beed |
| 0 | -- | 16 | 421 | 1 | 30 | -- | -- | Nanded |
| 1 | 9 | 4 | 81 | -- | -- | 2 | 23 | Osmanabad |
| -- | -- | -- | -- | -- | -- | -- | -- | Latur |
| -- | -- | 9 | 951 | 2 | 81 | 6 | 82 | Buldhana |
| 3 | 139 | 8 | 456 | 2 | 276 | 11 | 174 | Akola |
| -- | -- | 13 | 275 | 1 | 9 | 13 | 144 | Washim |
| -- | -- | 5 | 70 | 1 | 36 | -- | -- | Amravati |
| 1 | 100 | 1 | 18 | -- | -- | 1 | 15 | Yavatmal |
| 1 | 30 | 9 | 964 | -- | -- | -- | -- | Wardha |
| 15 | 356 | 110 | 4,408 | 28 | 2,112 | 89 | 4,652 | Nagpur |
| 1 | 12 | 7 | 72 | 1 | 3 | 5 | 74 | Bhandara |
| 6 | 160 | 14 | 427 | -- | -- | 0 | -- | Gondiya |
| -- | -- | 2 | 30 | 1 | 46 | -- | -- | Chandrapur |
| -- | -- | 9 | 130 | 0 | -- | 0 | -- | Gadchiroli |
| 206 | 15,728 | 2,639 | 1,18,000 | 885 | 81,356 | 2,079 | 96,151 | Maharashtra State |

| अक्र. | जिल्हे | अधातू खनिज उत्पादन | | मूलभूत धातू तयार करणे | | फेब्रीकेटेड धातू उत्पादने | | संगणक सामग्री , इलेक्ट्रॉनिक आणि चष्याची उत्पादने | | विद्युत सामग्रीची उत्पादने | |
|-------|-------------------------|--|---------------|--------------------------------|-----------------|---|-----------------|--|---------------|--|---------------|
| | | Manufacture of other non-metallic mineral products | | Manufacture of basic metals | | Manufacture of fabricated metal products, except machinery | | Manufacture of computer, electronic and optical products | | Manufacture of electrical equipment | |
| | | F | W | F | W | F | W | F | W | F | W |
| (1) | (2) | (37) | (38) | (39) | (40) | (41) | (42) | (43) | (44) | (45) | (46) |
| 1 | मुंबई शहर | 39 | 1,473 | 20 | 460 | 78 | 1,323 | 21 | 938 | 35 | 1,528 |
| 2 | मुंबई उपनगर | 131 | 4,210 | 60 | 1,665 | 473 | 19,692 | 81 | 5,150 | 173 | 14,667 |
| 3 | ठाणे | 165 | 6,176 | 293 | 20,328 | 1,609 | 66,519 | 135 | 8,250 | 331 | 18,842 |
| 4 | रायगड | 45 | 5,548 | 131 | 12,733 | 151 | 8,510 | 6 | 255 | 20 | 1,620 |
| 5 | रत्नागिरी | 13 | 561 | 4 | 96 | 21 | 1,522 | 1 | 15 | 5 | 152 |
| 6 | सिंधुदुर्ग | 8 | 219 | 1 | 301 | 9 | 273 | -- | -- | -- | -- |
| 7 | नाशिक | 63 | 5,003 | 112 | 6,025 | 383 | 19,354 | 38 | 2,467 | 31 | 1,365 |
| 8 | धुळे | 9 | 127 | 7 | 508 | 4 | 113 | -- | -- | 3 | 17 |
| 9 | नंदुरबार | 0 | -- | -- | -- | -- | -- | -- | -- | -- | -- |
| 10 | जळगांव | 17 | 885 | 10 | 216 | 27 | 570 | 4 | 122 | 26 | 885 |
| 11 | अहमदनगर | 22 | 364 | 51 | 2,969 | 198 | 5,515 | 6 | 480 | 36 | 3,786 |
| 12 | पुणे | 118 | 7,616 | 169 | 15,073 | 1,543 | 95,727 | 183 | 18,448 | 305 | 27,290 |
| 13 | सातारा | 10 | 236 | 32 | 6,407 | 77 | 4,138 | 3 | 144 | 17 | 3,886 |
| 14 | सांगली | 34 | 636 | 83 | 3,870 | 37 | 1,099 | 2 | 45 | 20 | 658 |
| 15 | सोलापूर | 19 | 203 | 21 | 1,701 | 26 | 1,567 | 3 | 21 | 0 | |
| 16 | कोल्हापूर | 42 | 902 | 233 | 15,219 | 286 | 9,480 | 10 | 470 | 29 | 2,561 |
| 17 | औरंगाबाद | 25 | 1,511 | 38 | 3,510 | 211 | 9,480 | 16 | 3,130 | 43 | 6,437 |
| 18 | जालना | 3 | 130 | 56 | 4,124 | 7 | 221 | -- | -- | 2 | 418 |
| 19 | परभणी | 3 | 40 | 0 | -- | -- | -- | -- | -- | -- | -- |
| 20 | बीड | 5 | 397 | -- | -- | 2 | 127 | -- | -- | -- | -- |
| 21 | नांदेड | 11 | 212 | 0 | -- | 11 | 406 | -- | -- | -- | -- |
| 22 | उस्मानाबाद | 1 | 23 | -- | -- | 7 | 146 | -- | -- | 0 | -- |
| 23 | लातूर | 0 | -- | 10 | 278 | 4 | 136 | -- | -- | 0 | -- |
| 24 | हिंगाळी | -- | -- | -- | -- | -- | -- | -- | -- | -- | -- |
| 25 | बुलढाणा | 8 | 72 | 1 | 14 | 1 | 10 | -- | -- | -- | -- |
| 26 | अकोला | 8 | 207 | 7 | 60 | 1 | 8 | -- | -- | 2 | 44 |
| 27 | अमरावती | 51 | 731 | 2 | 16 | 5 | 164 | -- | -- | 4 | 36 |
| 28 | यावतमाळ | 96 | 2,003 | 1 | 59 | 1 | 17 | -- | -- | -- | -- |
| 29 | वाशिम | 1 | 7 | 1 | 12 | -- | -- | -- | -- | -- | -- |
| 30 | वर्धा | 4 | 43 | 2 | 2,227 | 7 | 3,310 | -- | -- | 1 | 20 |
| 31 | नागपूर | 104 | 3,834 | 162 | 9,293 | 135 | 6,207 | 7 | 165 | 37 | 1,301 |
| 32 | भंडारा | 5 | 32 | 3 | 1,728 | 29 | 434 | 1 | 17 | 0 | -- |
| 33 | चंद्रपूर | 30 | 9,817 | 3 | 203 | 1 | 32 | 1 | 5 | -- | -- |
| 34 | गडचिरोली | 1 | 6 | -- | -- | -- | -- | -- | -- | -- | -- |
| 35 | गोंदिया | 2 | 9 | 0 | -- | -- | -- | -- | -- | -- | -- |
| | महाराष्ट्र राज्य | 1,093 | 53,233 | 1,513 | 1,09,095 | 5,344 | 2,56,100 | 518 | 40,122 | 1,120 | 85,513 |

Table No. 19.7 - Contd....

| इतर वर्गीकृत नसलेले यंत्रे व यंत्रसामुग्रीची उत्पादने | | मोटार वाहने, ट्रेलर्स, निमट्रेलर्सची उत्पादने | | इतर परिवहन सामुग्रीची उत्पादने | | फर्निचर उत्पादने | | Districts |
|---|-----------------|---|-----------------|--|---------------|--------------------------|--------------|--------------------------|
| Manufacture of machinery and equipment n.e.c. | | Manufacture of motor vehicles ,trailers and semi-trailors | | Manufacture of other transport equipment | | Manufacture of furniture | | |
| F | W | F | W | F | W | F | W | (2) |
| (47) | (48) | (49) | (50) | (51) | (52) | (53) | (54) | |
| 57 | 12,921 | 10 | 266 | 24 | 12,000 | 16 | 238 | Mumbai City |
| 286 | 10,738 | 40 | 2,757 | 9 | 341 | 41 | 704 | Mumbai Suburban |
| 388 | 19,796 | 54 | 3,549 | 18 | 3,474 | 42 | 1,286 | Thane |
| 26 | 1,312 | 30 | 1,509 | 2 | 106 | 2 | 64 | Raigad |
| 1 | 193 | -- | -- | 6 | 4,927 | 2 | 16 | Ratnagiri |
| 0 | -- | -- | -- | -- | -- | 1 | 7 | Sindhudurg |
| 83 | 4,487 | -- | -- | -- | -- | -- | 402 | Nashik |
| 1 | 10 | -- | -- | -- | -- | -- | -- | Dhule |
| -- | -- | -- | -- | -- | -- | -- | -- | Nandurbar |
| 9 | 139 | 11 | 1,399 | -- | -- | 4 | 42 | Jalgaon |
| 14 | 872 | 16 | 598 | 2 | 795 | 5 | 70 | Ahmednagar |
| 454 | 62,128 | 559 | 1,29,351 | 25 | 7,747 | 26 | 1,194 | Pune |
| 51 | 6,620 | 4 | 285 | 4 | 634 | 3 | 307 | Satara |
| 29 | 2,064 | 3 | 75 | 5 | 218 | 10 | 203 | Sangli |
| 4 | 138 | 2 | 1,424 | 1 | 52 | 3 | 12 | Solapur |
| 45 | 4,506 | 14 | 391 | 1 | 21 | 15 | 296 | Kolhapur |
| 39 | 4,622 | 64 | 7,522 | 90 | 11,423 | -- | -- | Aurangabad |
| 2 | 484 | -- | -- | -- | -- | -- | -- | Jalna |
| -- | -- | -- | -- | -- | -- | -- | -- | Parbhani |
| 0 | -- | -- | -- | -- | -- | -- | -- | Hingoli |
| -- | -- | -- | -- | -- | -- | -- | -- | Beed |
| -- | -- | -- | -- | -- | -- | -- | -- | Nanded |
| -- | -- | -- | -- | -- | -- | -- | -- | Osmanabad |
| -- | -- | -- | -- | -- | -- | -- | -- | Latur |
| 0 | -- | -- | -- | -- | -- | -- | -- | Buldhana |
| 2 | 62 | 0 | -- | -- | -- | 1 | 4 | Akola |
| 4 | 661 | -- | -- | -- | -- | 2 | 11 | Washim |
| -- | -- | 1 | 12 | -- | -- | -- | -- | Amravati |
| -- | -- | -- | -- | -- | -- | -- | -- | Yavatmal |
| 5 | 157 | -- | -- | -- | -- | -- | -- | Wardha |
| 27 | 726 | 19 | 3,800 | 4 | 117 | 13 | 336 | Nagpur |
| -- | -- | 2 | 1,030 | 1 | 290 | 1 | 13 | Bhandara |
| 1 | 187 | -- | -- | -- | -- | -- | -- | Gondiya |
| -- | -- | -- | -- | -- | -- | -- | -- | Chandrapur |
| -- | -- | 1 | 3 | -- | -- | 0 | -- | Gadchiroli |
| 1,528 | 1,32,823 | 871 | 1,67,821 | 198 | 43,419 | 197 | 5,205 | Maharashtra State |

| अक्र. | जिल्हे | इतर उत्पादने | | यंत्रे व यंत्रसामुग्रीची दुरुस्ती व यंत्रसामुग्रीची दुरुस्ती व यंत्रसामुग्री | | वीज, वायू, वाफ आणि वातानुकूलित सेवा पुरवठा | | पाण्याचे संचयन, प्रक्रिया व वितरण | | मलनिस्सारण: | |
|-------|-------------------------|---------------------|---------------|--|---------------|---|---------------|--|--------------|-------------|------------|
| | | Other manufacturing | | Repair and installation of machinery and equipment | | Supply of Electricity, gas, steam and air conditioning services | | Water collection, treatment and supply | | Sewerage | |
| | | F | W | F | W | F | W | F | W | F | W |
| (1) | (2) | (55) | (56) | (57) | (58) | (59) | (60) | (61) | (62) | (63) | (64) |
| 1 | मुंबई शहर | 102 | 4,690 | 59 | 7,334 | 2 | 92 | 10 | 295 | 13 | 235 |
| 2 | मुंबई उपनगर | 605 | 46,050 | 9 | 707 | 8 | 2,619 | 9 | 729 | 20 | 370 |
| 3 | ठाणे | 71 | 5,088 | 42 | 2,583 | 17 | 2,317 | 18 | 884 | 1 | 20 |
| 4 | रायगड | 3 | 124 | 13 | 391 | 20 | 1,188 | 2 | 65 | -- | -- |
| 5 | रत्नागिरी | 6 | 345 | -- | -- | 5 | 2,534 | 1 | 8 | -- | -- |
| 6 | सिंधुदुर्ग | -- | -- | -- | -- | 1 | 14 | 1 | 4 | -- | -- |
| 7 | नाशिक | 9 | 391 | 104 | 11,485 | 8 | 1,703 | 33 | 437 | -- | -- |
| 8 | धुळे | -- | -- | -- | -- | -- | -- | 4 | 46 | -- | -- |
| 9 | नंदुरबार | -- | -- | -- | -- | -- | -- | -- | -- | -- | -- |
| 10 | जळगांव | 2 | 26 | -- | -- | 4 | 3,814 | 7 | 71 | -- | -- |
| 11 | अहमदनगर | 1 | 51 | 3 | 172 | 6 | 100 | 7 | 135 | -- | -- |
| 12 | पुणे | 25 | 1,649 | 17 | 1,154 | 17 | 595 | 13 | 627 | 11 | 280 |
| 13 | सातारा | 1 | 1,082 | 2 | 67 | 7 | 207 | 4 | 103 | -- | -- |
| 14 | सांगली | 2 | 255 | 3 | 101 | 2 | 27 | 6 | 134 | -- | -- |
| 15 | सोलापूर | 5 | 437 | -- | -- | 4 | 101 | 4 | 189 | 1 | 48 |
| 16 | कोल्हापूर | 5 | 169 | 6 | 127 | 13 | 481 | 7 | 123 | 2 | 21 |
| 17 | औरंगाबाद | 2 | 36 | 4 | 400 | 4 | 118 | 4 | 98 | -- | -- |
| 18 | जालना | -- | -- | -- | -- | -- | -- | 3 | 39 | -- | -- |
| 19 | परभणी | -- | -- | -- | -- | 2 | 100 | -- | -- | -- | -- |
| 20 | बीड | 0 | -- | -- | -- | 1 | 2,130 | -- | -- | -- | -- |
| 21 | नांदेड | -- | -- | -- | -- | 1 | 25 | 2 | 50 | -- | -- |
| 22 | उस्मानाबाद | -- | -- | 3 | 82 | -- | -- | -- | -- | -- | -- |
| 23 | लातूर | -- | -- | -- | -- | 0 | -- | 2 | 29 | -- | -- |
| 24 | हिंगाळी | -- | -- | -- | -- | 1 | 125 | -- | -- | -- | -- |
| 25 | बुलढाणा | 3 | 24 | -- | -- | 1 | 7 | 2 | 10 | -- | -- |
| 26 | अकोला | 0 | -- | -- | -- | 3 | 1,110 | -- | -- | -- | -- |
| 27 | अमरावती | -- | -- | -- | -- | 1 | 1,397 | 1 | 5 | -- | -- |
| 28 | यावतमाळ | -- | -- | -- | -- | 2 | 91 | 1 | 7 | -- | -- |
| 29 | वाशिम | -- | -- | -- | -- | -- | -- | -- | -- | -- | -- |
| 30 | वर्धा | -- | -- | -- | -- | 3 | 318 | 1 | 7 | -- | -- |
| 31 | नागपूर | 1 | 4 | 3 | 21 | 13 | 6,904 | 6 | 176 | -- | -- |
| 32 | भंडारा | 1 | 4 | -- | -- | -- | -- | 1 | 9 | -- | -- |
| 33 | चंद्रपूर | -- | -- | -- | -- | 5 | 5,267 | -- | -- | -- | -- |
| 34 | गडचिरोली | -- | -- | -- | -- | 2 | 162 | -- | -- | -- | -- |
| 35 | गोंदिया | -- | -- | -- | -- | 1 | 1,301 | -- | -- | -- | -- |
| | महाराष्ट्र राज्य | 844 | 60,425 | 268 | 24,624 | 154 | 34,847 | 149 | 4,280 | 48 | 974 |

Table No. 19.7 - Contd....

| टाकाऊ वस्तूंचे संचयन, प्रक्रिया व वापर | | निरुपयोगी वस्तूंचे पुर्नमाध्यमीकरणाची व्यवस्था करणे | | इमारत बांधकामे | | अभियांत्रिकी | | रचनात्मक स्वरुपाची बांधकामे | | Districts |
|--|--------------|---|-----------|------------------------------|-----------|-------------------|--------------|---|------------|--------------------------|
| Waste collection, treatment and disposal activities; | | Remediation activities and other waste management activities | | Construction of buildings | | Civil engineering | | Specialized construction activities | | |
| F | W | F | W | F | W | F | W | F | W | (2) |
| (65) | (66) | (67) | (68) | (69) | (70) | (71) | (72) | (73) | (74) | |
| 18 | 960 | -- | -- | -- | -- | 0 | -- | 0 | -- | Mumbai City |
| 1 | 63 | -- | -- | 1 | 46 | 3 | 34 | 5 | 400 | Mumbai Suburban |
| 3 | 66 | 3 | 83 | -- | -- | -- | -- | 3 | 224 | Thane |
| -- | -- | -- | -- | 1 | 12 | 1 | 89 | 1 | 188 | Raigad |
| -- | -- | -- | -- | -- | -- | -- | -- | -- | -- | Ratnagiri |
| -- | -- | -- | -- | -- | -- | -- | -- | -- | -- | Sindhudurg |
| -- | -- | -- | -- | -- | -- | -- | -- | -- | -- | Nashik |
| -- | -- | -- | -- | -- | -- | -- | -- | -- | -- | Dhule |
| -- | -- | -- | -- | -- | -- | -- | -- | -- | -- | Nandurbar |
| -- | -- | -- | -- | -- | -- | -- | -- | -- | -- | Jalgaon |
| -- | -- | -- | -- | -- | -- | -- | -- | -- | -- | Ahmednagar |
| 1 | 60 | -- | -- | 1 | 20 | -- | -- | 4 | 101 | Pune |
| -- | -- | -- | -- | -- | -- | -- | -- | -- | -- | Satara |
| 1 | 40 | -- | -- | -- | -- | -- | -- | -- | -- | Sangli |
| -- | -- | -- | -- | -- | -- | -- | -- | -- | -- | Solapur |
| 1 | 20 | -- | -- | -- | -- | -- | -- | -- | -- | Kolhapur |
| -- | -- | -- | -- | -- | -- | -- | -- | -- | -- | Aurangabad |
| -- | -- | -- | -- | -- | -- | -- | -- | -- | -- | Jalna |
| -- | -- | -- | -- | -- | -- | -- | -- | -- | -- | Parbhani |
| -- | -- | -- | -- | -- | -- | -- | -- | -- | -- | Hingoli |
| -- | -- | -- | -- | -- | -- | -- | -- | -- | -- | Beed |
| -- | -- | -- | -- | -- | -- | -- | -- | -- | -- | Nanded |
| -- | -- | -- | -- | -- | -- | -- | -- | -- | -- | Osmanabad |
| -- | -- | -- | -- | -- | -- | -- | -- | -- | -- | Latur |
| 1 | 6 | -- | -- | -- | -- | -- | -- | -- | -- | Buldhana |
| 1 | 8 | -- | -- | -- | -- | -- | -- | -- | -- | Akola |
| -- | -- | -- | -- | -- | -- | -- | -- | -- | -- | Washim |
| -- | -- | -- | -- | -- | -- | -- | -- | -- | -- | Amravati |
| -- | -- | -- | -- | -- | -- | -- | -- | -- | -- | Yavatmal |
| -- | -- | -- | -- | -- | -- | -- | -- | 1 | 5 | Wardha |
| 2 | 19 | -- | -- | -- | -- | 1 | 111 | -- | -- | Nagpur |
| -- | -- | -- | -- | -- | -- | -- | -- | -- | -- | Bhandara |
| -- | -- | 1 | 5 | -- | -- | 1 | 2,667 | -- | -- | Gondiya |
| -- | -- | -- | -- | -- | -- | -- | -- | -- | -- | Chandrapur |
| -- | -- | -- | -- | -- | -- | -- | -- | -- | -- | Gadchiroli |
| 29 | 1,242 | 4 | 88 | 3 | 78 | 6 | 2,901 | 14 | 918 | Maharashtra State |

| अक्र. | जिल्हे | घाऊक व किरकोळ व्यापार मोटार व मोटार सायकल दुरुस्ती | | घाऊक व्यापार ,मोटार वाहने व मोटार सायकली वगळून | | किरकोळ व्यापार मोटार व मोटार सायकल वगळून | | पाइपलाइन द्वारे वाहतूक | | हवाई वाहतूक | |
|-------|-------------------------|---|---------------|--|---------------|---|---------------|--|------------|---------------|------------|
| | | Wholesale and retail trade and repair of motor vehicles | | Wholesale trade, except of motor vehicles and motorcycle | | Retail trade, except of motor vehicles and motorcycle | | Land transport and transport via pipelines | | Air transport | |
| | | F | W | F | W | F | W | F | W | F | W |
| (1) | (2) | (75) | (76) | (77) | (78) | (79) | (80) | (81) | (82) | (83) | (84) |
| 1 | मुंबई शहर | 98 | 7,726 | 16 | 1,339 | 103 | 1,837 | 1 | 14 | -- | -- |
| 2 | मुंबई उपनगर | 160 | 10,330 | 10 | 5,469 | 114 | 3,368 | -- | -- | 4 | 465 |
| 3 | ठाणे | 149 | 8,578 | 17 | 498 | 185 | 3,820 | -- | -- | -- | -- |
| 4 | रायगड | 33 | 1,853 | 6 | 586 | 47 | 1,004 | 1 | 178 | -- | -- |
| 5 | रत्नागिरी | 17 | 812 | 1 | 922 | 8 | 118 | -- | -- | -- | -- |
| 6 | सिंधुदुर्ग | 10 | 453 | -- | -- | 4 | 55 | -- | -- | -- | -- |
| 7 | नाशिक | 55 | 3,252 | 0 | -- | 48 | 802 | -- | -- | -- | -- |
| 8 | धुळे | 10 | 626 | 1 | 19 | 4 | 45 | -- | -- | -- | -- |
| 9 | नंदुरबार | 5 | 184 | -- | -- | 1 | 9 | -- | -- | -- | -- |
| 10 | जळगांव | 25 | 1,072 | 2 | 19 | 3 | 114 | -- | -- | -- | -- |
| 11 | अहमदनगर | 36 | 1,485 | 2 | 24 | 12 | 1,112 | -- | -- | -- | -- |
| 12 | पुणे | 166 | 13,882 | 12 | 956 | 129 | 3,289 | -- | -- | -- | -- |
| 13 | सातारा | 25 | 1,410 | -- | -- | 3 | 26 | -- | -- | -- | -- |
| 14 | सांगली | 30 | 1,666 | 1 | 61 | 10 | 205 | -- | -- | -- | -- |
| 15 | सोलापूर | 34 | 1,508 | 1 | 80 | 42 | 1,420 | -- | -- | -- | -- |
| 16 | कोल्हापूर | 62 | 3,562 | 0 | -- | 29 | 367 | -- | -- | -- | -- |
| 17 | औरंगाबाद | 39 | 2,443 | 0 | -- | 9 | 295 | -- | -- | -- | -- |
| 18 | जालना | 8 | 248 | -- | -- | 1 | 10 | -- | -- | -- | -- |
| 19 | परभणी | 7 | 208 | -- | -- | -- | -- | -- | -- | -- | -- |
| 20 | बीड | 10 | 440 | -- | -- | -- | -- | -- | -- | -- | -- |
| 21 | नांदेड | 15 | 1,167 | -- | -- | -- | -- | -- | -- | -- | -- |
| 22 | उस्मानाबाद | 7 | 410 | -- | -- | 2 | 22 | -- | -- | -- | -- |
| 23 | लातूर | 11 | 547 | -- | -- | 1 | 16 | -- | -- | -- | -- |
| 24 | हिंगाळी | 3 | 90 | -- | -- | -- | -- | -- | -- | -- | -- |
| 25 | बुलढाणा | 14 | 395 | -- | -- | -- | -- | -- | -- | -- | -- |
| 26 | अकोला | 23 | 629 | -- | -- | -- | -- | -- | -- | -- | -- |
| 27 | अमरावती | 15 | 501 | -- | -- | -- | -- | -- | -- | -- | -- |
| 28 | यावतमाळ | 15 | 475 | -- | -- | -- | -- | -- | -- | -- | -- |
| 29 | वाशिम | 6 | 63 | -- | -- | -- | -- | -- | -- | -- | -- |
| 30 | वर्धा | 9 | 588 | 2 | 154 | -- | -- | -- | -- | -- | -- |
| 31 | नागपूर | 77 | 2,552 | 8 | 320 | 8 | 54 | -- | -- | -- | -- |
| 32 | भंडारा | 6 | 226 | -- | -- | -- | -- | -- | -- | -- | -- |
| 33 | चंद्रपूर | 10 | 675 | 2 | 167 | 1 | 31 | -- | -- | -- | -- |
| 34 | गडचिरोली | 3 | 46 | -- | -- | -- | -- | -- | -- | -- | -- |
| 35 | गोंदिया | 2 | 51 | -- | -- | -- | -- | -- | -- | -- | -- |
| | महाराष्ट्र राज्य | 1,195 | 70,153 | 81 | 10,614 | 764 | 18,019 | 2 | 192 | 4 | 465 |

Table No. 19.7 - Contd....

| गोदामे व परिवहन सहाय्यकारी कार्य | | अन्न व शितपेय सेवा कार्य | | प्रकाशने | | चलतचित्रे, व्हिडिओ आणि दुरदर्शन कार्यक्रमांची निर्मिती ध्वनीमुद्रण आणि संगीत प्रकाशन प्रक्रिया | | Districts |
|---|--------------|--------------------------------------|-----------|-----------------------|--------------|--|------------|--------------------------|
| Warehousing and support activities for transportation | | Food and beverage service activities | | Publishing activities | | Motion picture, video and television programme products | | |
| F | W | F | W | F | W | F | W | (2) |
| (85) | (86) | (87) | (88) | (89) | (90) | (91) | (92) | |
| 3 | 28 | -- | -- | 8 | 1,218 | 3 | 80 | Mumbai City |
| 14 | 2,800 | 1 | 9 | 5 | 870 | 10 | 350 | Mumbai Suburban |
| 20 | 1,271 | 1 | 50 | 3 | 217 | 5 | 365 | Thane |
| 6 | 451 | -- | -- | -- | -- | -- | -- | Raigad |
| -- | -- | -- | -- | -- | -- | -- | -- | Ratnagiri |
| 2 | 8 | -- | -- | -- | -- | -- | -- | Sindhudurg |
| 13 | 351 | -- | -- | -- | -- | -- | -- | Nashik |
| 1 | 9 | -- | -- | -- | -- | -- | -- | Dhule |
| -- | -- | -- | -- | -- | -- | -- | -- | Nandurbar |
| 5 | 42 | -- | -- | -- | -- | -- | -- | Jalgaon |
| 15 | 222 | -- | -- | -- | -- | -- | -- | Ahmednagar |
| 6 | 407 | -- | -- | -- | -- | -- | -- | Pune |
| 6 | 100 | -- | -- | -- | -- | -- | -- | Satara |
| 44 | 1,060 | -- | -- | -- | -- | -- | -- | Sangli |
| 7 | 175 | -- | -- | -- | -- | -- | -- | Solapur |
| 5 | 236 | -- | -- | -- | -- | 1 | 45 | Kolhapur |
| -- | -- | -- | -- | -- | -- | -- | -- | Aurangabad |
| 1 | 8 | -- | -- | -- | -- | -- | -- | Jalna |
| -- | -- | -- | -- | -- | -- | -- | -- | Parbhani |
| -- | -- | -- | -- | -- | -- | -- | -- | Hingoli |
| 1 | 10 | -- | -- | -- | -- | -- | -- | Beed |
| -- | -- | -- | -- | -- | -- | -- | -- | Nanded |
| 1 | 7 | -- | -- | -- | -- | -- | -- | Osmanabad |
| -- | -- | -- | -- | -- | -- | -- | -- | Latur |
| 1 | 5 | -- | -- | -- | -- | -- | -- | Buldhana |
| -- | -- | -- | -- | -- | -- | -- | -- | Akola |
| 3 | 10 | -- | -- | -- | -- | -- | -- | Washim |
| 2 | 15 | -- | -- | -- | -- | -- | -- | Amravati |
| -- | -- | -- | -- | -- | -- | -- | -- | Yavatmal |
| -- | -- | -- | -- | -- | -- | -- | -- | Wardha |
| 2 | 31 | -- | -- | 2 | 46 | -- | -- | Nagpur |
| -- | -- | -- | -- | -- | -- | -- | -- | Bhandara |
| -- | -- | -- | -- | -- | -- | -- | -- | Gondiya |
| -- | -- | -- | -- | -- | -- | -- | -- | Chandrapur |
| 1 | 2 | -- | -- | -- | -- | -- | -- | Gadchiroli |
| 159 | 7,248 | 2 | 59 | 18 | 2,351 | 19 | 840 | Maharashtra State |

| | | तक्ता क्रमांक / | | | | | | | | | |
|-------------------------|-------------|--------------------|------------|--|------------|---|-----------|----------------------------|-----------|------------------------------|------------|
| अक्र. | जिल्हे | दूरसंचार | | संगणक आज्ञावली व संबंधीत कार्ये | | माहिती सेवा संबंधित कार्ये | | ईतर आर्थिक कार्ये | | स्थावर मालमत्ता विषयी कार्ये | |
| | | Telecommunications | | Computer programming, consultancy and related activities | | Information service activities and related activities | | Other financial activities | | Real estate activities | |
| | | F | W | F | W | F | W | F | W | F | W |
| (1) | (2) | (93) | (94) | (95) | (96) | (97) | (98) | (99) | (100) | (101) | (102) |
| 1 | मुंबई शहर | -- | -- | -- | -- | 1 | 60 | -- | -- | -- | -- |
| 2 | मुंबई उपनगर | 1 | 186 | 1 | 232 | -- | -- | -- | -- | -- | -- |
| 3 | ठाणे | -- | -- | -- | -- | 1 | 8 | -- | -- | -- | -- |
| 4 | रायगड | -- | -- | -- | -- | -- | -- | -- | -- | -- | -- |
| 5 | रत्नागिरी | -- | -- | -- | -- | -- | -- | -- | -- | -- | -- |
| 6 | सिंधुदुर्ग | -- | -- | -- | -- | -- | -- | -- | -- | -- | -- |
| 7 | नाशिक | -- | -- | -- | -- | -- | -- | -- | -- | -- | -- |
| 8 | धुळे | -- | -- | -- | -- | -- | -- | -- | -- | -- | -- |
| 9 | नंदुरबार | -- | -- | -- | -- | -- | -- | -- | -- | -- | -- |
| 10 | जळगांव | -- | -- | -- | -- | -- | -- | -- | -- | -- | -- |
| 11 | अहमदनगर | -- | -- | -- | -- | -- | -- | -- | -- | -- | -- |
| 12 | पुणे | -- | -- | 1 | 79 | -- | -- | 1 | 20 | -- | -- |
| 13 | सातारा | -- | -- | -- | -- | -- | -- | -- | -- | -- | -- |
| 14 | सांगली | -- | -- | -- | -- | -- | -- | -- | -- | -- | -- |
| 15 | सोलापूर | -- | -- | -- | -- | -- | -- | -- | -- | -- | -- |
| 16 | कोल्हापूर | -- | -- | -- | -- | -- | -- | -- | -- | -- | -- |
| 17 | औरंगाबाद | -- | -- | -- | -- | -- | -- | -- | -- | -- | -- |
| 18 | जालना | -- | -- | -- | -- | -- | -- | -- | -- | -- | -- |
| 19 | परभणी | -- | -- | -- | -- | -- | -- | -- | -- | -- | -- |
| 20 | बीड | -- | -- | -- | -- | -- | -- | -- | -- | -- | -- |
| 21 | नांदेड | -- | -- | -- | -- | -- | -- | -- | -- | -- | -- |
| 22 | उस्मानाबाद | -- | -- | -- | -- | -- | -- | -- | -- | -- | -- |
| 23 | लातूर | -- | -- | -- | -- | -- | -- | -- | -- | -- | -- |
| 24 | हिंगाळी | -- | -- | -- | -- | -- | -- | -- | -- | -- | -- |
| 25 | बुलढाणा | -- | -- | -- | -- | -- | -- | -- | -- | -- | -- |
| 26 | अकोला | -- | -- | -- | -- | -- | -- | -- | -- | -- | -- |
| 27 | अमरावती | -- | -- | -- | -- | -- | -- | -- | -- | -- | -- |
| 28 | यावतमाळ | -- | -- | -- | -- | -- | -- | -- | -- | -- | -- |
| 29 | वाशिम | -- | -- | -- | -- | -- | -- | -- | -- | -- | -- |
| 30 | वर्धा | -- | -- | -- | -- | -- | -- | -- | -- | 1 | 334 |
| 31 | नागपूर | -- | -- | -- | -- | -- | -- | -- | -- | -- | -- |
| 32 | भंडारा | -- | -- | -- | -- | -- | -- | -- | -- | -- | -- |
| 33 | चंद्रपूर | -- | -- | -- | -- | -- | -- | -- | -- | -- | -- |
| 34 | गडचिरोली | -- | -- | -- | -- | -- | -- | -- | -- | -- | -- |
| 35 | गोंदिया | -- | -- | -- | -- | -- | -- | -- | -- | -- | -- |
| महाराष्ट्र राज्य | | 1 | 186 | 2 | 311 | 2 | 68 | 1 | 20 | 1 | 334 |

Table No. 19.7 - Contd....

| वास्तुविशारद आणि अभियांत्रिकी कार्ये, तांत्रिक तपासणी व विश्लेषण Architecture and engineering Activities, technical investigation and analysis | | विज्ञान संशोधन आणि विकास Scientific research and development | | इतर व्यावसायिक वैज्ञानिक आणि तांत्रिक कार्ये Other professional, scientific and technical activity | | भाडे तत्वावरील कार्ये Rental and leasing activities | | Districts |
|---|------------|---|--------------|---|------------|--|-----------|--------------------------|
| F | W | F | W | F | W | F | W | (2) |
| (103) | (104) | (105) | (106) | (107) | (108) | (109) | (110) | |
| -- | -- | -- | -- | 3 | 103 | 1 | 18 | Mumbai City |
| 1 | 62 | 5 | 509 | 3 | 384 | -- | -- | Mumbai Suburban |
| 8 | 190 | 12 | 666 | -- | -- | -- | -- | Thane |
| 1 | 12 | 1 | 54 | 1 | 51 | -- | -- | Raigad |
| -- | -- | -- | -- | -- | -- | -- | -- | Ratnagiri |
| -- | -- | -- | -- | -- | -- | -- | -- | Sindhudurg |
| -- | -- | 1 | 7 | -- | -- | -- | -- | Nashik |
| -- | -- | -- | -- | -- | -- | -- | -- | Dhule |
| -- | -- | -- | -- | -- | -- | -- | -- | Nandurbar |
| 1 | 325 | -- | -- | -- | -- | -- | -- | Jalgaon |
| -- | -- | -- | -- | -- | -- | -- | -- | Ahmednagar |
| 4 | 194 | 3 | 797 | -- | -- | -- | -- | Pune |
| 2 | 28 | -- | -- | -- | -- | -- | -- | Satara |
| -- | -- | -- | -- | -- | -- | -- | -- | Sangli |
| -- | -- | -- | -- | -- | -- | -- | -- | Solapur |
| -- | -- | -- | -- | -- | -- | -- | -- | Kolhapur |
| -- | -- | -- | -- | -- | -- | -- | -- | Aurangabad |
| -- | -- | -- | -- | -- | -- | -- | -- | Jalna |
| -- | -- | -- | -- | -- | -- | -- | -- | Parbhani |
| -- | -- | -- | -- | -- | -- | -- | -- | Hingoli |
| -- | -- | -- | -- | -- | -- | -- | -- | Beed |
| -- | -- | -- | -- | -- | -- | -- | -- | Nanded |
| -- | -- | -- | -- | -- | -- | -- | -- | Osmanabad |
| -- | -- | -- | -- | -- | -- | -- | -- | Latur |
| -- | -- | -- | -- | -- | -- | -- | -- | Buldhana |
| -- | -- | -- | -- | -- | -- | -- | -- | Akola |
| -- | -- | -- | -- | -- | -- | -- | -- | Washim |
| -- | -- | -- | -- | -- | -- | -- | -- | Amravati |
| -- | -- | -- | -- | -- | -- | -- | -- | Yavatmal |
| -- | -- | -- | -- | -- | -- | -- | -- | Wardha |
| 1 | 3 | -- | -- | -- | -- | -- | -- | Nagpur |
| -- | -- | -- | -- | -- | -- | -- | -- | Bhandara |
| -- | -- | -- | -- | -- | -- | -- | -- | Gondiya |
| -- | -- | -- | -- | -- | -- | -- | -- | Chandrapur |
| -- | -- | -- | -- | -- | -- | -- | -- | Gadchiroli |
| 18 | 814 | 22 | 2,033 | 7 | 538 | 1 | 18 | Maharashtra State |

| अक्र. | जिल्हे | इमारतीमधील अंतर्गत पुरविण्यात येणाऱ्या सुविधा | | कार्यालयीन प्रशासकीय सेवा व इतर सहाय्य सेवा कार्ये | | सार्वजनिक प्रशासन आणि संरक्षण; सक्तीची सामाजिक सुरक्षा | | शिक्षण | | मानवी आरोग्य विषयक कार्ये | |
|-------------------------|-------------|--|------------|--|--------------|--|------------|-----------|------------|---------------------------|----------|
| | | Services to buildings and landscape activities | | Office administrative, office support and other business | | Public administration and defence; compulsory social | | Education | | Human health activities | |
| | | F | W | F | W | F | W | F | W | F | W |
| (1) | (2) | (111) | (112) | (113) | (114) | (115) | (116) | (117) | (118) | (119) | (120) |
| 1 | मुंबई शहर | -- | -- | 1 | 47 | -- | -- | 3 | 64 | -- | -- |
| 2 | मुंबई उपनगर | -- | -- | 5 | 87 | -- | -- | 2 | 207 | -- | -- |
| 3 | ठाणे | 1 | 50 | 7 | 182 | -- | -- | -- | -- | 1 | 4 |
| 4 | रायगड | -- | -- | 2 | 535 | -- | -- | -- | -- | -- | -- |
| 5 | रत्नागिरी | -- | -- | -- | -- | -- | -- | -- | -- | -- | -- |
| 6 | सिंधुदुर्ग | -- | -- | -- | -- | -- | -- | -- | -- | -- | -- |
| 7 | नाशिक | -- | -- | 5 | 74 | -- | -- | -- | -- | -- | -- |
| 8 | धुळे | -- | -- | -- | -- | -- | -- | -- | -- | -- | -- |
| 9 | नंदुरबार | -- | -- | -- | -- | -- | -- | -- | -- | -- | -- |
| 10 | जळगांव | -- | -- | -- | -- | -- | -- | -- | -- | -- | -- |
| 11 | अहमदनगर | -- | -- | 6 | 235 | -- | -- | -- | -- | -- | -- |
| 12 | पुणे | 5 | 265 | 2 | 62 | 1 | 150 | -- | -- | -- | -- |
| 13 | सातारा | -- | -- | 1 | 194 | -- | -- | -- | -- | -- | -- |
| 14 | सांगली | -- | -- | 2 | 43 | -- | -- | -- | -- | -- | -- |
| 15 | सोलापूर | -- | -- | -- | -- | -- | -- | -- | -- | -- | -- |
| 16 | कोल्हापूर | -- | -- | 3 | 52 | -- | -- | -- | -- | -- | -- |
| 17 | औरंगाबाद | -- | -- | 3 | 250 | -- | -- | -- | -- | -- | -- |
| 18 | जालना | -- | -- | 3 | 136 | -- | -- | -- | -- | -- | -- |
| 19 | परभणी | -- | -- | -- | -- | -- | -- | -- | -- | -- | -- |
| 20 | बीड | -- | -- | -- | -- | -- | -- | -- | -- | -- | -- |
| 21 | नांदेड | -- | -- | -- | -- | -- | -- | -- | -- | -- | -- |
| 22 | उस्मानाबाद | -- | -- | -- | -- | -- | -- | -- | -- | -- | -- |
| 23 | लातूर | -- | -- | 1 | 13 | -- | -- | -- | -- | -- | -- |
| 24 | हिंगाळी | -- | -- | -- | -- | -- | -- | -- | -- | -- | -- |
| 25 | बुलढाणा | -- | -- | -- | -- | -- | -- | -- | -- | -- | -- |
| 26 | अकोला | -- | -- | 1 | 16 | -- | -- | -- | -- | -- | -- |
| 27 | अमरावती | -- | -- | -- | -- | -- | -- | -- | -- | -- | -- |
| 28 | यावतमाळ | -- | -- | -- | -- | -- | -- | -- | -- | -- | -- |
| 29 | वाशिम | -- | -- | -- | -- | -- | -- | -- | -- | -- | -- |
| 30 | वर्धा | 1 | 198 | 1 | 13 | -- | -- | -- | -- | -- | -- |
| 31 | नागपूर | -- | -- | 1 | 6 | -- | -- | -- | -- | -- | -- |
| 32 | भंडारा | -- | -- | -- | -- | -- | -- | -- | -- | -- | -- |
| 33 | चंद्रपूर | -- | -- | -- | -- | -- | -- | -- | -- | -- | -- |
| 34 | गडचिरोली | -- | -- | -- | -- | -- | -- | -- | -- | -- | -- |
| 35 | गोंदिया | -- | -- | -- | -- | -- | -- | -- | -- | -- | -- |
| महाराष्ट्र राज्य | | 7 | 513 | 44 | 1,945 | 1 | 150 | 5 | 271 | 1 | 4 |

F : कारखाने / Factories

W : कामगार / Workers

Table No. 19.7 - Contd....

| निवास विरहीत सामाजिक कार्य सेवा (कला व मनोरंजन कार्य) | | रचनात्मक कला विषयीची कार्ये | | संगणक, वैयक्तिक व गृहपयोगी वस्तूंची दुरुस्ती | | इतर खाजगी सेवा कार्ये | | अविभेदित वस्तू आणि सेवा उत्पादक कार्ये | | एकूण | | Districts |
|--|-----------|-----------------------------|-----------|---|--------------|-----------------------------------|------------|---|------------|---------------|------------------|--------------------------|
| Social work activities without Accommodation (Arts & entertainment activities) | | Creative arts activities | | Repair of computers, personal and household goods | | Other personal service activities | | Undifferentiated goods- and services-producing activities | | Total | | |
| F | W | F | W | F | W | F | W | F | W | F | W | (2) |
| (121) | (122) | (123) | (124) | (125) | (126) | (127) | (128) | (129) | (130) | (131) | (132) | |
| 1 | 50 | -- | -- | 11 | 389 | 3 | 208 | -- | -- | 1,697 | 92,130 | Mumbai City |
| -- | -- | 1 | 17 | 13 | 2,073 | 12 | 310 | -- | -- | 3,735 | 2,05,516 | Mumbai Suburban |
| -- | -- | -- | -- | 5 | 445 | 2 | 34 | 2 | 253 | 8,433 | 3,99,220 | Thane |
| -- | -- | -- | -- | 2 | 70 | -- | -- | -- | -- | 1,260 | 97,499 | Raigad |
| -- | -- | -- | -- | -- | -- | -- | -- | -- | -- | 358 | 25,066 | Ratnagiri |
| -- | -- | -- | -- | -- | -- | -- | -- | -- | -- | 139 | 3,019 | Sindhudurg |
| -- | -- | -- | -- | -- | -- | 1 | 6 | -- | -- | 1,983 | 1,11,231 | Nashik |
| -- | -- | -- | -- | -- | -- | -- | -- | -- | -- | 323 | 10,809 | Dhule |
| -- | -- | -- | -- | -- | -- | -- | -- | -- | -- | 84 | 3,003 | Nandurbar |
| -- | -- | -- | -- | -- | -- | -- | -- | -- | -- | 963 | 31,386 | Jalgaon |
| -- | -- | -- | -- | -- | -- | 1 | 26 | -- | -- | 968 | 40,433 | Ahmednagar |
| -- | -- | -- | -- | 9 | 1,130 | 6 | 164 | -- | -- | 5,270 | 4,99,193 | Pune |
| -- | -- | -- | -- | -- | -- | -- | -- | -- | -- | 533 | 43,458 | Satara |
| -- | -- | -- | -- | 1 | 16 | -- | -- | -- | -- | 875 | 36,597 | Sangli |
| -- | -- | -- | -- | -- | -- | 2 | 8 | -- | -- | 3,348 | 45,294 | Solapur |
| -- | -- | -- | -- | -- | -- | -- | -- | -- | -- | 1,845 | 89,538 | Kolhapur |
| -- | -- | -- | -- | -- | -- | -- | -- | -- | -- | 1,178 | 87,418 | Aurangabad |
| -- | -- | -- | -- | -- | -- | -- | -- | -- | -- | 292 | 13,764 | Jalna |
| -- | -- | -- | -- | -- | -- | -- | -- | -- | -- | 140 | 4,292 | Parbhani |
| -- | -- | -- | -- | -- | -- | -- | -- | -- | -- | 152 | 8,657 | Hingoli |
| -- | -- | -- | -- | -- | -- | -- | -- | -- | -- | 267 | 7,438 | Beed |
| -- | -- | -- | -- | -- | -- | -- | -- | -- | -- | 81 | 5,251 | Nanded |
| -- | -- | -- | -- | -- | -- | -- | -- | -- | -- | 171 | 8,960 | Osmanabad |
| -- | -- | -- | -- | -- | -- | -- | -- | -- | -- | 63 | 2,087 | Latur |
| -- | -- | -- | -- | -- | -- | -- | -- | -- | -- | 381 | 7,785 | Buldhana |
| -- | -- | -- | -- | -- | -- | -- | -- | -- | -- | 453 | 7,906 | Akola |
| -- | -- | -- | -- | -- | -- | -- | -- | -- | -- | 385 | 6,374 | Washim |
| -- | -- | -- | -- | -- | -- | -- | -- | -- | -- | 317 | 7,689 | Amravati |
| -- | -- | -- | -- | -- | -- | -- | -- | -- | -- | 99 | 1,437 | Yavatmal |
| -- | -- | -- | -- | -- | -- | -- | -- | -- | -- | 192 | 21,344 | Wardha |
| -- | -- | -- | -- | -- | -- | 1 | 6 | 1 | 10 | 1,925 | 70,869 | Nagpur |
| -- | -- | -- | -- | -- | -- | -- | -- | -- | -- | 134 | 4,661 | Bhandara |
| -- | -- | -- | -- | -- | -- | -- | -- | -- | -- | 183 | 20,662 | Gondiya |
| -- | -- | -- | -- | -- | -- | -- | -- | -- | -- | 35 | 523 | Chandrapur |
| -- | -- | -- | -- | -- | -- | -- | -- | -- | -- | 64 | 1,764 | Gadchiroli |
| 1 | 50 | 1 | 17 | 41 | 4,123 | 28 | 762 | 3 | 263 | 38,326 | 20,22,273 | Maharashtra State |

आधार : औद्योगिक सुरक्षा व आरोग्य संचालनालय, महाराष्ट्र शासन, मुंबई

Source : Directorate of Industrial safety and Health, Govt. of Maharashtra, Mumbai

19. उत्पादन/ MANUFACTURING

तक्ता क्रमांक / TABLE No.19.8

वार्षिक उद्योग पाहणी (गणना + गैर गणना) / Annual Survey of Industries (Census + Non-census)

(2013-14)

| अ.क्र. Sr. No. | उद्योग गट | कारखान्यांची संख्या No. of Factories | उत्पादक भांडवल Productive Capital | सर्व कर्मचारी (संख्या) All employees (No.) | एकूण उत्पादन Total Output | मूल्यवृद्धी Value added | Industries groups |
|----------------------|---|---|--|--|------------------------------------|-------------------------------|--|
| (1) | (2) | (3) | (4) | (5) | (6) | (7) | (2) |
| 1 | सूत काढणे, वटणी, सफाई इ. | 594 | 2,68,653 | 17,094 | 15,07,909 | 1,05,878 | Cotton, ginning, cleaning etc. |
| 2 | मीठाचे उत्पादन | 43 | 888 | 1,737 | 1,410 | 875 | Extraction of salt |
| 3 | खाद्य उत्पादने | 2,769 | 38,12,372 | 2,14,924 | 1,21,71,827 | 10,26,965 | Food products |
| 4 | पेये | 269 | 5,55,662 | 19,272 | 8,83,772 | 16,178 | Beverages |
| 5 | तंबाखू उत्पादने | 110 | 3,14,364 | 37,573 | 5,03,212 | 2,54,508 | Tobacco products |
| 6 | वस्त्रोद्योग | 2,068 | 16,22,982 | 1,43,818 | 37,50,283 | 4,51,241 | Textiles |
| 7 | परिधान करण्याची वस्त्रे | 1,045 | 3,70,108 | 54,731 | 11,17,620 | 2,13,254 | Wearing apparels |
| 8 | चामडे व तत्सम वस्तूंचे उत्पादन | 116 | 67,220 | 4,461 | 1,74,694 | 58,522 | Leather and related products |
| 9 | लाकूड व लाकडाची उत्पादने (फर्निचर सोडून) | 259 | 47,081 | 3,765 | 92,655 | 24,531 | Wood and products of wood and cork, except furniture; |
| 10 | कागद आणि कागदाची उत्पादने | 1,000 | 9,22,137 | 34,992 | 14,08,051 | 2,10,366 | Paper and paper products |
| 11 | मुद्रण व ध्वनी व चित्रमुद्रणाचे पुनरुत्पादन | 988 | -8,31,310 | 28,676 | 6,46,662 | 62,369 | Printing and reproduction of recorded media |
| 12 | कोळसा, शुध्द पेट्रोलियम यांची उत्पादने इ. | 197 | 25,92,444 | 14,586 | 1,62,31,574 | 53,84,201 | Coke, refined petroleum products |
| 13 | रसायने व रासायनिक उत्पादने | 1,851 | 40,01,848 | 1,11,881 | 96,39,069 | 19,44,879 | Chemicals and chemical products |
| 14 | औषध, वैद्यकीय रसायने व वनस्पती शास्त्रीय उत्पादने | 901 | 49,28,241 | 1,23,974 | 49,68,442 | 17,14,915 | Pharmaceuticals, medicinal chemical and botanical products |
| 15 | रबर आणि प्लास्टिक उत्पादने | 1,912 | 31,41,238 | 1,07,252 | 48,09,687 | 10,49,163 | Rubber and plastic products |
| 16 | इतर अधातू खनिज उत्पादने | 992 | 9,88,270 | 37,145 | 12,80,050 | 2,46,415 | Other non-metallic mineral products |
| 17 | मूलभूत धातूंची उत्पादने | 1,517 | 63,80,261 | 1,33,400 | 1,16,35,640 | 12,27,591 | Basic metal products |
| 18 | धातूच्या तयार वस्तूंची उत्पादने (यंत्रे व यंत्रसामग्री सोडून) | 3,580 | 10,44,542 | 1,40,428 | 38,96,228 | 8,41,191 | Fabricated metal products except machinery and equipment |
| 19 | संगणक, विद्युत आणि ऑप्टिकल उत्पादने | 570 | 15,59,343 | 49,334 | 20,79,632 | 3,73,292 | Computer, electronic and optical products |
| 20 | विद्युत सामग्रीची उत्पादने | 1,334 | 15,02,932 | 88,295 | 41,78,063 | 8,01,814 | Electrical equipment |
| 21 | इतर वर्गीकृत नसलेले यंत्र व यंत्रसामग्रीचे उत्पादन | 2,186 | 23,89,007 | 1,39,477 | 57,40,012 | 12,09,821 | Machinery and equipments, n.e.c. |
| 22 | मोटार वाहने, ट्रेलर्स व निम- ट्रेलर्स यांचे उत्पादन | 1,414 | 21,12,942 | 1,58,689 | 80,12,787 | 9,89,372 | Motor vehicles, trailers and semi-trailers |
| 23 | इतर परिवहन सामग्रीचे उत्पादन | 369 | 8,15,721 | 43,465 | 28,49,687 | 5,89,657 | Other transport equipments |

तक्ता क्रमांक / Table No.19.8 contd...

| (1) | (2) | (3) | (4) | (5) | (6) | (7) | (2) |
|-----|--|---------------|--------------------|------------------|---------------------|--------------------|--|
| 24 | फर्निचरचे उत्पादन | 207 | 9,60,697 | 17,059 | 5,82,493 | 87,338 | Furniture |
| 25 | इतर उत्पादने | 1,116 | 15,04,994 | 60,757 | 44,41,988 | 3,97,083 | Other manufacturing |
| 26 | यंत्र व यंत्रसामग्रीची दुरुस्ती व यंत्रसामग्री बसविणे | 174 | 2,35,760 | 11,668 | 2,41,456 | 92,503 | Repair and installation of machinery and equipment |
| 27 | टाकाऊ वस्तूंचे संचयन, प्रक्रिया व विल्हेवाट, वस्तूंचा पुनर्वापर | 39 | 41,974 | 1,980 | 64,839 | 5,125 | Waste collection, treatment and disposal activities, materials recovery |
| 28 | वीज, वायू, वाफ आणि वातानुकूलित सेवेचा पुरवठा | N.A. | N.A. | N.A. | N.A. | N.A. | Supply of Electricity, gas and steam and air conditioning services |
| 29 | घाऊक व किरकोळ व्यापार आणि मोटार व मोटारसायकल यांची दुरुस्ती | N.A. | N.A. | N.A. | N.A. | N.A. | Wholesale and retail trade and repair of motor vehicles and motorcycles |
| 30 | गोदामे व वाहतुकीसाठी सहाय्यकारी कार्ये | N.A. | N.A. | N.A. | N.A. | N.A. | Warehousing and support activities for transportation |
| 31 | प्रकाशने | 17 | 35,671 | 1,588 | 62,885 | 30,594 | Publishing activities |
| 32 | चलतचित्रे, व्हिडीओ आणि दूरदर्शन कार्यक्रमांचे निर्मिती, ध्वनीमुद्रण आणि संगीत प्रकाशनाच्या संदर्भातील क्रिया | N.A. | N.A. | N.A. | N.A. | N.A. | Motion picture, video and television programme production, sound recording and music publishing activities |
| 33 | संगणक, वैयक्तिक व गृहोपयोगी वस्तूंची दुरुस्ती | N.A. | N.A. | N.A. | N.A. | N.A. | Repair of computers and personal and household goods |
| 34 | इतर कार्ये | 1,487 | 32,91,955 | 84,005 | 36,24,506 | 4,91,008 | Other activities |
| | एकूण | 29,123 | 4,46,77,999 | 18,86,025 | 10,65,97,134 | 2,00,51,648 | Total |

टीप - N.A. - उपलब्ध नाही / Not available

उद्योग गटाचे वर्णन २००८ प्रमाणे आहे / N.I.C. 2008

आधार--अर्थ व सांख्यिकी संचालनालय, महाराष्ट्र शासन, मुंबई

Source--Directorate of Economics and Statistics, Govt. of Maharashtra, Mumbai

२०. वीज व ऊर्जा

२०.१ राज्यातील विजेची स्थापित क्षमता, उत्पादन व वापर आणि विद्युतीकरण झालेली गावे व शहरे याबद्दलची माहिती या विभागात दिली आहे.

२०.२ या भागात विजेची (१) स्थापित क्षमता, (२) उत्पादन व (३) वापर यांची आकडेवारी फक्त सार्वजनिक वापरासाठी दिली आहे. महाराष्ट्र राज्य विद्युत मंडळाने हाती घेतलेल्या विद्युतीकरण कार्यक्रमाच्या प्रगती बद्दलच्या आकडेवारीत खाजगी संस्थांनी वीजपुरवठा केलेली गावे व शहरे यांच्या संख्येचाही समावेश आहे.

20. ELECTRICITY AND POWER

20.1 Information on installed capacity, production and consumption of electricity and towns and villages electrified in the State is given in this Section.

20.2 The figures of (i) installed capacity, (ii) generation and (iii) consumption of electricity given in table relate only to public utilities. The data on progress of electrification under Maharashtra State Electricity Board also includes villages and towns which are electrified by the private agencies.

20. वीज व ऊर्जा / ELECTRICITY AND POWER

तक्ता क्रमांक / TABLE No. 20.1

महाराष्ट्रातील विजेचा पुरवठा व वापर / Supply and Consumption of Electricity in Maharashtra

| अ.क्र. Sr. No. | बाब | 1960-61 | 1970-71 | 1980-81 | 1990-91 | 2000-01 | 2010-11 | 2013-14 | Item |
|----------------------|--|---------------------|---------------------|---------------|---------------|---------------------------|---------------|-----------------|--|
| (1) | (2) | (3) | (4) | (5) | (6) | (7) | (8) | (9) | (2) |
| I | स्थापित क्षमता (मेगावॉट) | | | | | | | | I. Installed capacity (Mega Watt) |
| A-1 | राज्यातील स्थापित क्षमता- | 759 | 1,909 | 4,088 | 8,686 | 12,769 | 18,853 | 29,849 | A-1 Installed Capacity in the State |
| (१) | औष्णिक ऊर्जा | 477 ^{\$} | 1,065 ^{\$} | 2,771 | 6,462 | 8,075 | 9,665 | 17,206 | (i) Thermal |
| (२) | नवीकरणक्षम ऊर्जा | -- | -- | -- | -- | -- | 3,408 | 6,465 | (ii) Renewable Energy |
| (३) | जलजन्य | 282 | 844 | 1,317 | 1,552 | 2,874 | 3,066 | 3,066 | (iii) Hydro |
| (४) | नैसर्गिक वायुजन्य | -- | -- | -- | 672 | 1,820 | 2,714 | 3,112 | (iv) Natural Gas |
| A-2 | स्थापित क्षमतेत राज्याचा हिस्सा | N.A. | N.A. | N.A. | N.A. | 2,185 | 5,376 | 6,627 | A-2 State's share in Installed Capacity of |
| (१) | राष्ट्रीय औष्णिक ऊर्जा महामंडळ | N.A. | N.A. | N.A. | N.A. | 2,048 [@] | 4,686 | 5,937 | (i) National Thermal Power Corp. |
| (२) | अणुशक्ती महामंडळ | N.A. | N.A. | N.A. | N.A. | 137 | 690 | 690 | (ii) Nuclear Power Corp. |
| | एकूण (A-१ + A-२) | 759 | 1,909 | 4,088 | 8,686 | 14,954 | 24,229 | 36,476 | Total (A-1 + A-2) |
| II | उत्पादन (दशलक्ष युनिट) | | | | | | | | II. Generation (MU) |
| (१) | औष्णिक ऊर्जा | 1,903 ^{\$} | 3,392 | 11,416 | 28,085 | 49,377 | 52,796 | 71,686 | (i) Thermal |
| (२) | नैसर्गिक वायुजन्य | -- | -- | -- | 2,730 | 6,943 | 18,729 | 6,055 | (ii) Natural Gas |
| (३) | जलजन्य | 1,365 | 4,533 | 6,448 | 5,615 | 4,889 | 6,374 | 6,763 | (iii) Hydro |
| (४) | नवीकरणक्षम ऊर्जा [#] | -- | -- | -- | -- | -- | 5,118 | 7,483 | (iv) Renewable Energy [#] |
| | एकूण | 3,268 | 7,925 | 17,864 | 36,430 | 61,209[#] | 83,017 | 91,987 | Total |
| III | वापर (दशलक्ष युनिट) | | | | | | | | III. Consumption (MU) |
| (१) | औद्योगिक | 1,853 | 5,312 | 8,130 | 14,706 | 18,363 | 34,416 | 38,949 | (i) Industrial |
| (२) | घरगुती | 260 | 732 | 1,779 | 5,065 | 11,172 | 19,546 | 23,679 | (ii) Domestic |
| (३) | कृषि | 15 | 356 | 1,723 | 6,604 | 9,940 | 16,257 | 21,725 | (iii) Agriculture |
| (४) | वाणिज्यिक | 198 | 547 | 949 | 2,068 | 4,105 | 11,527 | 12,469 | (iv) Commercial |
| (५) | रेल्वे | 339 | 421 | 766 | 970 | 1,581 | 2,188 | 2,389 | (v) Railway |
| (६) | सार्वजनिक पाणीपुरवठा | 35 | 146 | 330 | N.A. | 1,199 | 1,983 | 2,185 | (vi) Public Water works |
| (७) | सार्वजनिक दिवाबत्ती | 20 | 74 | 159 | 291 | 551 | 846 | 1,449 | (vii) Public lighting |
| (८) | संकीर्ण | -- | 62 | 198 | 267 | 378 | 633 | 144 | (viii) Miscellaneous |
| | एकूण | 2,720 | 7,650 | 14,034 | 29,971 | 47,289 | 87,396 | 1,02,989 | Total |
| | दरडोई विजेचा वापर (युनिट) | | | | | | | | Per capita consumption of electricity (Units) |
| (१) | औद्योगिक | 46.8 | 105.4 | 129.5 | 195.4 | 191.2 | 307.2 | 334.1 | (i) Industrial |
| (२) | वाणिज्यिक | 5.0 | 10.9 | 15.1 | 27.5 | 42.7 | 102.9 | 107.0 | (ii) Commercial |

टिप : N. A. - उपलब्ध नाही / Not available

1) वरील आकडे केवळ सार्वजनिक विद्युतउद्योग संबंधातील आहेत.

2) @ यात राष्ट्रीय औष्णिक ऊर्जा महामंडळ व अणुशक्ती महामंडळाकडील वाटप न झालेला तसेच गोवा राज्याचा शिलकी 323 मेगावॉटचा अतिरिक्त हिस्सा समाविष्ट आहे.

3) # यात बंदिस्त वीज व अक्षय ऊर्जेची (महावितरणाला विकलेली वीज) आकडेवारी समाविष्ट नाही.

4) \$ यात तेलजन्य ऊर्जेची आकडेवारी औष्णिक ऊर्जेत समाविष्ट आहे.

5) टाटा पॉवर व रिलायन्स इन्फ्रास्ट्रक्चर वगळून इतर खाजगी कंपन्यांची स्थापित क्षमता व निर्मिती सीईएच्या वेबसाईट अहवालानुसार दिली आहे.

6) १ युनिट = एक किलो वॉट तास

1) The above figures related to public utilities only.

2) @ This includes additional share of 323 MW from NTPC/NPC which was unallocated share and surplus from Goa.

3) # This includes captive power and Renewable Energy (sale to MAHADISCOM).

4) \$ This figures for Oil is included in Thermal.

5) Installed Capacity and Generation for private companies other than Tata Power & Reliance Infrastructure are taken from CEA website reports.

6) 1 Unit = 1 Kilo Watt Hour.

आधार : १) केंद्रीय विद्युत प्राधिकरण २) महानिर्मिती

३) महावितरण

४) बेस्ट

५) टाटा पॉवर

६) रिलायन्स इन्फ्रास्ट्रक्चर

Source: 1) Central Electricity Authority 2) MAHAGENCO

3) MAHADISCOM

4) BEST 5) Tata Power

6) Reliance Infrastructure.

20. वीज व ऊर्जा / ELECTRICITY AND POWER

तक्ता क्रमांक / TABLE No. 20.2

विद्युतीकरण झालेल्या शहरांची / गावांची संख्या / Number of towns / villages electrified
(2013-14)

| अ. क्र. Sr. No. | जिल्हे वर्ष / Year | शहरे Townes | वस्ती असलेल्या खेडयांची संख्या Inhabited villages | विजेचा पुरवठा झालेल्या खेडयांची संख्या Villages Electrified | विद्युतीकरण झालेल्या खेडयांशी वस्ती असलेल्या खेडयांची टक्केवारी Percentage of electrified villages to Inhabited villages | Districts |
|--------------------|-------------------------|----------------|---|---|---|--------------------------|
| (1) | (2) | (3) | (4) | (5) | (6) | (2) |
| | 1960-61 | 266 | 35,851 | 587 | 1.64 | |
| | 1970-71 | 289 | 35,778 | 12,321 | 34.44 | |
| | 1980-81 | 289 | 39,354 | 27,625 | 77.21 | |
| | 1990-91 | 307 | 39,354 | 39,106 | 99.37 | |
| | 2000-01 | 336 | 40,412 | 40,349 | 99.84 | |
| | 2010-11 | 378 | 41,095 | 40,539 | 98.65 | |
| | 2011-12 | 378 | 41,095 | 40,746 | 99.15 | |
| | 2012-13 | 377 | 41,095 | 41,059 | 99.91 | |
| 1 | मुंबई शहर | N.A. | N.A. | N.A. | N.A. | Mumbai City |
| 2 | मुंबई उपनगर | N.A. | N.A. | N.A. | N.A. | Mumbai Suburban |
| 3 | ठाणे | 37 | 1,727 | 1,723 | 99.77 | Thane |
| 4 | रायगड | 26 | 1,859 | 1,854 | 99.73 | Raigad |
| 5 | रत्नागिरी | 10 | 1,539 | 1,539 | 100.00 | Ratnagiri |
| 6 | सिंधुदुर्ग | 5 | 743 | 741 | 99.73 | Sindhudurg |
| 7 | नाशिक | 18 | 1,923 | 1,923 | 100.00 | Nashik |
| 8 | धुळे | 3 | 678 | 678 | 100.00 | Dhule |
| 9 | नंदुरबार | 5 | 935 | 882 | 94.33 | Nandurbar |
| 10 | जळगाव | 15 | 1,491 | 1,491 | 100.00 | Jalgaon |
| 11 | अहमदनगर | 18 | 1,578 | 1,578 | 100.00 | Ahmednagar |
| 12 | पुणे | 25 | 1,844 | 1,844 | 100.00 | Pune |
| 13 | सातारा | 15 | 1,716 | 1,716 | 100.00 | Satara |
| 14 | सांगली | 8 | 721 | 721 | 100.00 | Sangli |
| 15 | सोलापूर | 10 | 1,138 | 1,138 | 100.00 | Solapur |
| 16 | कोल्हापूर | 18 | 1,196 | 1,196 | 100.00 | Kolhapur |
| 17 | औरंगाबाद | 9 | 1,300 | 1,300 | 100.00 | Aurangabad |
| 18 | जालना | 4 | 963 | 963 | 100.00 | Jalna |
| 19 | परभणी | 8 | 830 | 830 | 100.00 | Parbhani |
| 20 | हिंगोली | 4 | 672 | 672 | 100.00 | Hingoli |
| 21 | बीड | 6 | 1,354 | 1,354 | 100.00 | Beed |
| 22 | नांदेड | 13 | 1,546 | 1,546 | 100.00 | Nanded |
| 23 | उस्मानाबाद | 8 | 729 | 729 | 100.00 | Osmanabad |
| 24 | लातूर | 5 | 921 | 921 | 100.00 | Latur |
| 25 | बुलढाणा | 11 | 1,297 | 1,297 | 100.00 | Buldhana |
| 26 | अकोला | 8 | 862 | 862 | 100.00 | Akola |
| 27 | वाशिम | 4 | 702 | 702 | 100.00 | Washim |
| 28 | अमरावती | 11 | 1,679 | 1,673 | 99.64 | Amravati |
| 29 | यवतमाळ | 13 | 1,856 | 1,856 | 100.00 | Yavatmal |
| 30 | वर्धा | 7 | 1,004 | 953 | 94.92 | Wardha |
| 31 | नागपूर | 29 | 1,628 | 1,628 | 100.00 | Nagpur |
| 32 | भंडारा | 6 | 778 | 778 | 100.00 | Bhandara |
| 33 | गोंदिया | 2 | 893 | 891 | 99.78 | Gondiya |
| 34 | चंद्रपूर | 14 | 1,472 | 1,469 | 99.80 | Chandrapur |
| 35 | गडचिरोली | 2 | 1,521 | 1,502 | 98.75 | Gadchiroli |
| | महाराष्ट्र राज्य | 377 | 41,095 | 40,950 | 99.65 | Maharashtra State |

आधार : महाराष्ट्र विद्युत मंडळ, मुंबई / Source : Maharashtra State Electricity Board, Mumbai

20. वीज व ऊर्जा / ELECTRICITY AND POWER
तक्ता क्रमांक /TABLE No. 20.3
उपयोगानुसार वीज शक्तीचा वापर / Consumption of Electricity by uses
(2013-14)

(दशलक्ष किलोवॉट /Million K.Wt.Hours)

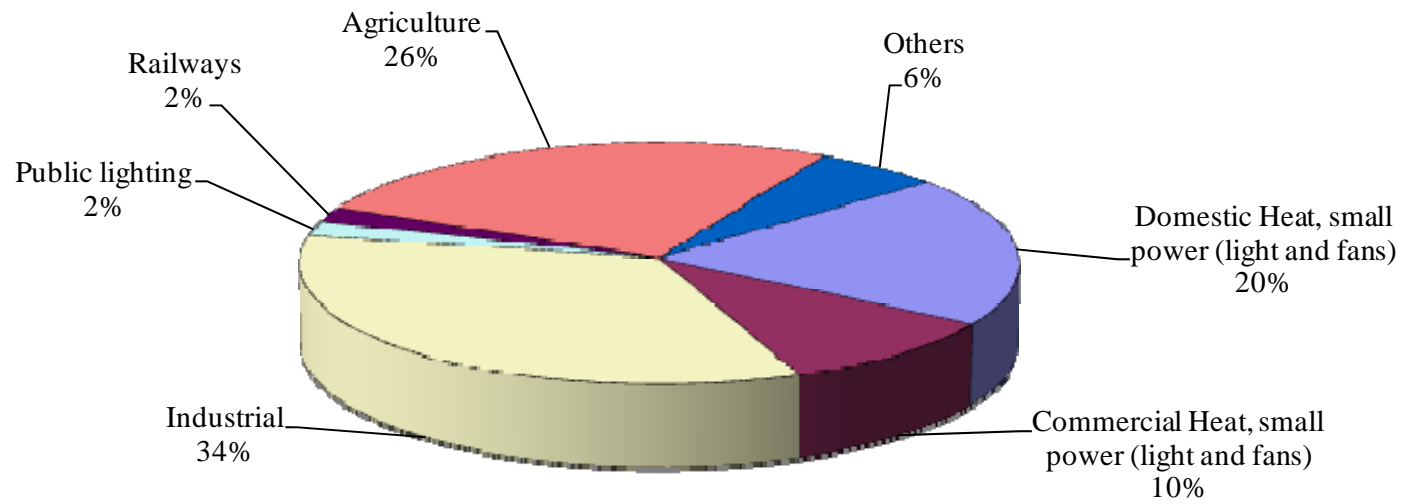
| अ. क्र. Sr. No. | जिल्हे | घरगुती वापरासाठी ऊर्जा, कमी शक्तीची (दिवाबत्ती व पंखे) Domestic Heat, small power (light and fans) | वाणिज्यिक वापरासाठी ऊर्जा, कमी शक्तीची (दिवाबत्ती व पंखे) Commercial Heat, small power (light and fans) | उद्योगधंद्याकरिता Industrial | | सार्वजनिक दिवाबत्ती Public Lighting | रेल्वे Railways | शेती Agriculture | इतर Others | एकूण वापर Total consumption | District |
|--------------------|-------------|---|--|---------------------------------|----------------|--|--------------------|---------------------|---------------|--------------------------------------|-----------------|
| | | | | एल.टी. L.T. | एच.टी. H.T. | | | | | | |
| (1) | (2) | (3) | (4) | (5) | (6) | (7) | (8) | (9) | (10) | (11) | (2) |
| 1 | मुंबई शहर | N.A. | N.A. | N.A. | N.A. | N.A. | N.A. | N.A. | N.A. | N.A. | Mumbai City |
| 2 | मुंबई उपनगर | | | | | | | | | | Mumbai Suburban |
| 3 | ठाणे | 4,513.81 | 1,936.46 | 1,497.39 | 5,882.83 | 135.69 | 330.69 | 61.71 | 2,366.32 | 16,724.90 | Thane |
| 4 | रायगड | 396.79 | 137.91 | 54.11 | 1,478.75 | 24.65 | -- | 26.59 | 93.35 | 2,212.15 | Raigad |
| 5 | रत्नागिरी | 258.77 | 81.32 | 45.56 | 262.43 | 6.32 | -- | 11.12 | 39.04 | 704.56 | Ratnagiri |
| 6 | सिंधुदुर्ग | 136.94 | 29.29 | 23.11 | 4.57 | 3.58 | -- | 14.05 | 16.09 | 227.63 | Sindhudurg |
| 7 | नाशिक | 708.11 | 270.98 | 250.05 | 1,633.25 | 79.95 | 154.99 | 1,714.64 | 510.22 | 5,322.19 | Nashik |
| 8 | धुळे | 203.76 | 41.32 | 37.28 | 187.88 | 20.62 | 26.40 | 538.68 | 121.51 | 1,177.45 | Dhule |
| 9 | नंदुरबार | 77.55 | 16.91 | 13.87 | 53.29 | 37.17 | 30.85 | 423.31 | 23.9 | 676.85 | Nandurbar |
| 10 | जळगाव | 452.31 | 81.97 | 180.16 | 405.60 | 46.66 | 188.60 | 1,608.58 | 141.25 | 3,105.13 | Jalgaon |
| 11 | अहमदनगर | 342.92 | 122.57 | 134.02 | 425.35 | 44.51 | 0.01 | 2,255.17 | 115.52 | 3,440.07 | Ahmednagar |
| 12 | पुणे | 2,766.38 | 1,557.72 | 786.55 | 5,088.92 | 153.05 | -- | 1,851.07 | 687.47 | 12,891.16 | Pune |
| 13 | सातारा | 341.12 | 96.09 | 97.45 | 484.71 | 37.15 | -- | 674.92 | 69.79 | 1,801.23 | Satara |
| 14 | सांगली | 314.11 | 76.01 | 107.43 | 376.66 | 25.17 | -- | 1,091.71 | 146.74 | 2,137.83 | Sangli |
| 15 | सोलापूर | 404.78 | 114.55 | 107.77 | 430.39 | 74.99 | -- | 2,459.70 | 148.55 | 3,740.73 | Solapur |

तक्ता क्रमांक / Table No. 20.3 contd...

| (1) | (2) | (3) | (4) | (5) | (6) | (7) | (8) | (9) | (10) | (11) | (2) |
|-------------------------|------------|------------------|-----------------|-----------------|------------------|-----------------|-----------------|------------------|-----------------|------------------|--------------------------|
| 16 | कोल्हापूर | 486.43 | 137.52 | 225.13 | 1,467.90 | 25.23 | -- | 606.43 | 847.75 | 3,796.39 | Kolhapur |
| 17 | औरंगाबाद | 490.73 | 160.79 | 174.82 | 1,222.63 | 71.30 | -- | 799.36 | 117.52 | 3,037.15 | Aurangabad |
| 18 | जालना | 128.02 | 23.31 | 29.51 | 987.50 | 13.46 | -- | 480.41 | 20.02 | 1,682.23 | Jalna |
| 19 | परभणी | 133.43 | 22.46 | 23.06 | 45.83 | 22.89 | -- | 569.91 | 18.27 | 835.85 | Parbhani |
| 20 | हिंगोली | 71.28 | 9.11 | 14.33 | 13.42 | 18.05 | -- | 398.20 | 11.27 | 535.66 | Hingoli |
| 21 | बीड | 178.57 | 31.49 | 37.34 | 68.75 | 28.57 | -- | 901.50 | 25.23 | 1,271.45 | Beed |
| 22 | नांदेड | 311.20 | 62.03 | 45.85 | 79.43 | 83.38 | -- | 632.34 | 61.96 | 1,276.19 | Nanded |
| 23 | उस्मानाबाद | 127.10 | 21.12 | 26.13 | 26.90 | 34.21 | -- | 710.31 | 22.84 | 968.61 | Osmanabad |
| 24 | लातूर | 246.95 | 48.08 | 60.34 | 90.73 | 40.50 | -- | 687.97 | 46.66 | 1,221.23 | Latur |
| 25 | बुलढाणा | 259.70 | 34.73 | 53.83 | 106.23 | 27.97 | 69.71 | 588.74 | 26.17 | 1,167.08 | Buldhana |
| 26 | अकोला | 259.38 | 46.93 | 73.54 | 62.68 | 16.25 | 71.59 | 222.19 | 22.97 | 775.53 | Akola |
| 27 | वाशिम | 100.91 | 14.55 | 15.83 | 19.79 | 10.14 | -- | 266.91 | 7.15 | 435.28 | Washim |
| 28 | अमरावती | 410.36 | 82.31 | 70.02 | 80.09 | 36.22 | 84.60 | 529.55 | 55.86 | 1,349.01 | Amravati |
| 29 | यवतमाळ | 279.24 | 36.43 | 38.15 | 184.22 | 84.31 | -- | 591.43 | 32.98 | 1,246.76 | Yavatmal |
| 30 | वर्धा | 233.88 | 31.49 | 35.12 | 337.21 | 13.44 | 107.30 | 149.85 | 37.67 | 945.96 | Wardha |
| 31 | नागपूर | 1,259.94 | 439.90 | 214.15 | 1,362.84 | 65.74 | 176.49 | 294.76 | 191.51 | 4,005.33 | Nagpur |
| 32 | भंडारा | 152.32 | 19.97 | 28.98 | 187.55 | 5.49 | 39.62 | 141.10 | 33.75 | 608.78 | Bhandara |
| 33 | गोंदिया | 136.66 | 29.36 | 47.04 | 18.03 | 4.82 | 82.40 | 92.80 | 10.21 | 421.32 | Gondiya |
| 34 | चंद्रपूर | 324.46 | 78.84 | 33.25 | 730.17 | 14.98 | 125.42 | 89.62 | 21.45 | 1,418.19 | Chandrapur |
| 35 | गडचिरोली | 137.29 | 19.18 | 17.43 | 69.22 | 21.97 | -- | 57.36 | 10.81 | 333.26 | Gadchiroli |
| महाराष्ट्र राज्य | | 16,645.20 | 5,912.70 | 4,598.60 | 23,875.75 | 1,328.43 | 1,488.67 | 21,541.99 | 6,101.80 | 81,493.14 | Maharashtra State |

आधार : महाराष्ट्र राज्य विद्युत मंडळ, मुंबई / Source : Maharashtra State Electricity Board, Mumbai

Graph 20.3 : Consumption of Electricity Power by uses



२१. व्यापार

२१.१ मुंबई बंदरातील आयात व निर्यात तसेच महाराष्ट्र राज्यात लोहमार्गान व जलमार्गाने झालेली निवडक वस्तूंची आयात व निर्यात यासंबंधीची माहिती या विभागात दिली आहे.

21. TRADE

21.1. Information on imports and exports in Mumbai Port and imports & exports of selected commodities in Maharashtra State by rail and waterway is given in this section.

21. व्यापार / TRADE

तक्ता क्रमांक / TABLE No. 21.1

लोहमार्गाने व जलमार्गाने निवडक वस्तूंची महाराष्ट्र राज्यातील आयात व निर्यात /
 Import and Export of selected commodities by Rail and Waterway
 (2013-14)

| अ.क्र. Sr. No. (1) | वस्तू गट (2) | परिमाण Quantity (3) | आयात माल Imports (4) | निर्यात माल Export (5) | Commodity (2) |
|--------------------------|---|---------------------------|----------------------------|------------------------------|---|
| 1 | भात | क्विंटल / Tonnes | 0 | 4,43,048 | Rice in husk |
| 2 | तांदूळ | " | 2,48,38,474 | 1,22,482 | Rice not in husk |
| 3 | हरबरा व हरब-याचे पदार्थ | " | 0 | 0 | Gram and Gram products |
| 4 | डाळी व हरब-याचे इतर पदार्थ | " | 26,610 | 3,39,995 | Pulses & other Gram Products |
| 5 | गहू | " | 2,39,80,095 | 4,26,21,475 | Wheat |
| 6 | गव्हाचे पदार्थ | " | 0 | 0 | Wheat products |
| 7 | ज्वारी व बाजरी | " | 0 | 0 | Jowar and Bajra |
| 8 | मका व एकदल धान्ये | " | 6,26,060 | 2,85,950 | Maize and Millets |
| 9 | इतर प्रकारची धान्ये | " | 10,73,230 | 2,70,524 | Other sorts of Grains |
| 10 | कच्चा कापूस- प्रेस्ड | " | 0 | 0 | Raw Cotton-Pressed |
| 11 | कच्चा कापूस-मोकळा | " | 0 | 0 | Raw Cotton-Loose |
| 12 | तेलबिया- कापूस सोडून | " | 1,51,220 | 2,64,780 | Oil seeds (other than Cotton) |
| 13 | फळे व भाजीपाला - ताजा | " | 0 | 0 | Fruits & Vegetables - Fresh |
| 14 | चारा | " | 13,100 | 13,100 | Other fodder and husk |
| 15 | पेंड | " | 17,82,323 | 2,17,61,931 | Oil Cakes |
| 16 | कोळसा व कोक | " | 29,97,98,196 | 11,53,79,357 | Coal and Coke |
| 17 | संगमरवर आणि दगड | " | 52,360 | 0 | Marble and stones |
| 18 | चुना व चुनखडी | " | 42,42,180 | 1,70,45,790 | Lime Stone, Dolomite and Gypsum |
| 19 | कच्चे मँगनीज | " | 8,23,877 | 23,96,906 | Manganese Ore |
| 20 | कच्चे लोखंड | " | 66,33,832 | 51,03,654 | Iron Ore |
| 21 | इतर कच्ची धातुके | " | 6,03,645 | 42,16,663 | Other ores |
| 22 | खनिजे तेले आणि उत्पादने (घासलेट तेल सोडून) | " | 2,69,58,418 | 2,02,58,719 | Mineral Oils & products (Excluding Kerosene) |
| 23 | घासलेट तेल | " | 19,08,809 | 34,07,867 | Kerosene |
| 24 | इतर खनिजे | " | 1,66,740 | 0 | Other Minerals |
| 25 | बांबू | " | 1,29,000 | 0 | Bamboo |
| 26 | इतर वनोत्पादने | " | 10,12,740 | 0 | Other forest products |
| 27 | साखर | " | 3,93,010 | 2,82,450 | Sugar |
| 28 | गूळ आणि गूळ साखर | " | 0 | 0 | Gur - Jaggery and Gur-shakkar |

तक्ता क्रमांक / Table No. 21.1

| (1) | (2) | (3) | (4) | (5) | (2) |
|-----|----------------------|------------------|--------------|--------------|-------------------------------|
| 29 | मीठ | क्विंटल / Tonnes | 21,46,810 | 0 | Salt |
| 30 | भुईमुगाचे तेल | " | 0 | 0 | Groundnut Oil |
| 31 | इतर खाद्यतेले | " | 0 | 25,830 | Other Edible oil |
| 32 | राईचे तेल | " | 0 | 0 | Mustard Oil |
| 33 | एरंडेल तेल | " | 0 | 0 | Castor Oil |
| 34 | दुधाची उत्पादने | " | 0 | 0 | Dairy Products |
| 35 | सिमेंट | " | 10,28,99,537 | 16,91,10,433 | Cement |
| 36 | सिमेंट उत्पादने | " | 0 | 0 | Cement Manufactures |
| 37 | कापूस उत्पादने | " | 0 | 0 | Cotton Manufactures |
| 38 | इतर वस्त्रोद्योग | " | 0 | 0 | Other textiles |
| 39 | इतर रसायने | " | 0 | 0 | Other chemicals |
| 40 | रबर आणि रबर उत्पादने | " | 35,340 | 0 | Rubber & Rubber products |
| 41 | लोखंड व पोलाद | " | 3,93,91,627 | 74,030 | Iron & Steel |
| 42 | यंत्रे व यंत्र साधने | " | 2,700 | 0 | Machinery & Machine Tools |
| 43 | विद्युत उपकरणे | " | 17,87,048 | 0 | Electrical Goods |
| 44 | कागद | " | 1,70,364 | 0 | Paper |
| 45 | रासायनिक खते | " | 3,40,01,878 | 1,66,81,297 | Fertilizers & Chemical Manure |
| 46 | साबण | " | 0 | 0 | Soap |
| 47 | दळणवळणाची सामुग्री | " | 2,13,280 | 0 | Transport Equipments |
| 48 | पेंट आणि वॉर्निशेस | " | 0 | 0 | Paints & Varnishes |
| 49 | मसाले | " | 0 | 53,130 | Spices |
| 50 | इतर वस्तू | " | 5,18,62,369 | 1,18,77,048 | Other commodities |
| 51 | कॉस्टीक पॉटॅश व सोडा | " | 65,970 | 4,05,310 | Caustic Potash & Soda |
| 52 | अल्कोहोल | " | 0 | 0 | Alcohols |
| 53 | पाणी | " | 0 | 0 | Water |
| 54 | काळा गुळ | " | 0 | 2,17,643 | Molasses |
| 55 | इतर धातू | " | 0 | 5,98,716 | Other Metals |

आधार: डायरेक्टोरेट जनरल ऑफ कर्माशियल इन्टेलिजन्स अँड स्टॅटिस्टिक्स भारत सरकार, कलकत्ता.

Source: Directorate General of Commercial Intelligence and Statistics, Govt. of India, Calcutta.

21. व्यापार / TRADE
तक्ता क्रमांक / TABLE No. 21.2
मुंबई बंदरात आयात झालेला व मुंबई बंदरातून निर्यात झालेला माल /
Imports into Mumbai Port and Export from Mumbai Port
(2013-14)

(आकडे शंभर मे. टनात / Figures in '00' M. Tonnes)

| अ.क्र. Sr. No. | वस्तू गट (2) | परदेशी Overseas (3) | किनाऱ्यावरील Coastal (4) | संकीर्ण Miscellaneous (5) | एकूण Total (6) | Commodities (2) |
|-------------------|--------------------------------------|---------------------------|--------------------------------|---------------------------------|----------------------|---------------------------------------|
| | (अ) आयात माल | | | | | (A) Import Commodities |
| 1 | शस्त्रे व दारूगोळा | 13 | 0 | 5 | 18 | Arms & Ammunitions |
| 2 | औषधी द्रव्ये | 0 | 0 | 0 | 0 | Drugs medicine |
| 3 | बांधकाम सामान- | 0 | | | | Building material- |
| | (१) सिमेंट | 0 | 2,134 | 41 | 2,175 | (i) Cement |
| | (२) इतर | 2,025 | 15 | 155 | 2,195 | (ii) Others |
| 4 | रसायने- | 0 | | | | Chemicals- |
| | (१) गंधक | 203 | 0 | 0 | 203 | (i) Sulphur |
| | (२) इतर न उल्लेखिलेले रसायने | 173 | 0 | 1 | 174 | (ii) Other Chemicals N.O.S. |
| 5 | माती व मातीची भांडी | 72 | 0 | 0 | 72 | Earth and Earthenware |
| 6 | विद्युत उपकरणे | 305 | 0 | 7 | 312 | Electrical & Electronic goods |
| 7 | खते- | 0 | | | | Fertilizers— |
| | (१) रॉक फॉस्फेट | 1,309 | 0 | 0 | 1,309 | (i) Rock Phosphate |
| | (२) इतर क खते | 1,513 | 0 | 0 | 1,513 | (ii) Other fertilizers |
| 8 | कृत्रिम धागे | 0 | 0 | 0 | 0 | Fiber-Synthetic |
| 9 | इतर न उल्लेखिलेल अन्नधान्ये | 7,012 | 0 | 20 | 7,032 | Food grains N.O.S. |
| 10 | इतर न उल्लेखिलेले खाद्य पदार्थ | 8 | 0 | 1 | 9 | Foodstuffs NOS |
| 11 | फळे व भाजीपाला- खजूर | 0 | 0 | 0 | 0 | Fruits and Vegetables-Dates |
| 12 | इंधन- कोल , कोक | 41,026 | 0 | 10 | 41,036 | Fuel -Coal and Coke |
| 13 | कांच व काचेच्या वस्तू | 6 | 0 | 0 | 6 | Glass and Glass Products |
| 14 | विणलेल्या वस्तू ,बारीक सारीक वस्त्रे | 33 | 0 | 0 | 33 | Hosiery, Haberdashery, Millinery etc. |
| 15 | इतर उपकरणे | 20 | 0 | 0 | 20 | Instruments etc. |
| 16 | लाख, गोंद व राळ | 3 | 0 | 0 | 3 | Lac, gums and resins |
| 17 | चामडी व चामड्याची उत्पादने | 129 | 0 | 0 | 129 | Leather & Leather Manufactures |
| 18 | इतर न उल्लेखिलेली यंत्रे | 1,127 | 0 | 35 | 1,162 | Machinery NOS |
| 19 | लोखंड व पोलाद वस्तू | 10,283 | 119 | 477 | 10,879 | Iron & Steel Materials |
| 20 | धातू व धातूचे उत्पादने- | | | | | Metal & Metal Products— |
| | (१) लोखंड व पोलाद उत्पादने | 7,990 | 327 | 622 | 8,939 | (i) Iron & Steel Products |
| | (२) कच्चे लोखंड (बीड) | 506 | 0 | 0 | 506 | (ii) Pig Iron |

तक्ता क्रमांक / Table No. 21.2

| (1) | (2) | (3) | (4) | (5) | (6) | (2) |
|-----|---|-----------------|---------------|--------------|-----------------|---|
| | (३) मोड व टाकाऊ पदार्थ | 5 | 6 | 18 | 29 | (iii) Scrap and dross |
| | (४) तारा व केबल्स | 18 | 0 | 0 | 18 | (iv) Wire and Cables |
| | (५) इतर धातू व धातूचे पदार्थ | 43 | 0 | 0 | 43 | (v) Other Metal & Metal Products |
| 21 | मोटार वाहने- | | | | | Motor Vehicles- |
| | (१) दिड टन किंवा अधिक वजनांची मोटारे | 105 | 0 | 21 | 126 | (i) Cars |
| | (२) मोटार वाहनाचे सुटे भाग | 1 | 0 | 1 | 2 | (ii) Motor Vehicle parts |
| | (३) इतर वाहने | 0 | 0 | 0 | 0 | (iii) Other transport vehicles |
| 22 | मद्यविरहीत पेये | 2 | 0 | 1 | 3 | Non- Alcoholic Beverages |
| 23 | तेल व चरबी | 3,260 | 0 | 55 | 3,315 | Oil-Fats NOS |
| 24 | खनिजे व इतर खनिजे | 0 | 101 | 0 | 101 | Ores and other Ores |
| 25 | रंग व रंगामाचे सामान | 0 | 0 | 0 | 0 | Paint and Painting Materials |
| 26 | कागद व कागद उत्पादने | 22 | 0 | 7 | 29 | Paper and Paper Products |
| 27 | (१) खनिज (कच्चे) तेल | 1,30,934 | 12,362 | 1,348 | 1,44,644 | (i) Crude Oil |
| | (२) डिझल व पेट्रोल | 174 | 16,485 | 0 | 16,659 | (ii) Diesel and fuel Oil |
| | (३) केरोसीन | 3 | 392 | 0 | 395 | (ii) Kerosene |
| | (४) सौम्य मद्य | 14,767 | 4,828 | 184 | 19,779 | (iv) Light Distillates |
| | (५) टरपेन्टाईन खनिज | 11,910 | 10 | 0 | 11,920 | (v) Turpentine Mineral |
| | (६) वेपरायझिंग तेल | 4,286 | 10 | 0 | 4,296 | (vi) Vaporizing Oil |
| | (७) वंगा तेल | 558 | 332 | 0 | 890 | (vii) Lubricating Oil |
| 28 | मीठ | 0 | 0 | 0 | 0 | Salt |
| 29 | प्लॅस्टिक व प्लॅस्टिक वस्तू निर्माण | 95 | 0 | 1 | 96 | Plastic and Plastic Products |
| 30 | रेल्वे वाघिणी, गाडया वगैरेचे सुटे भाग | 7 | 0 | 0 | 7 | Parts of Railway Wagons, Carriage etc. |
| 31 | मद्य पेये | 5 | 0 | 0 | 5 | Wine and Liquor |
| 32 | रबर उत्पादने | 6 | 0 | 0 | 6 | Rubber Products |
| 33 | साखर | 2 | 0 | 3 | 5 | Sugar |
| 34 | सुती, रेशमी, लोकर व कृत्रिम धाग्याचे कापड | 14 | 0 | 0 | 14 | Textiles-Cotton, Silk, Woolen and Synthetic |
| 35 | (१) लाकडी लगदा | 739 | 0 | 0 | 739 | (i) Wood Pulp |
| | (२) इतरत्र न उल्लेखिलेली लाकडाची उत्पादने | 213 | 0 | 41 | 254 | (ii) Wooden Products Nos. |
| 36 | प्रसाधन साहित्य व अत्तरे | 2 | 0 | 0 | 2 | Toilet preparations & perfumes |
| 37 | तेल बिया | 0 | 0 | 0 | 0 | Oil Seeds |
| 38 | टार, डामर इ. | 0 | 0 | 0 | 0 | POL-Other Products-pitch, tar, dammer |
| 39 | संकीर्ण | 244 | 35 | 62 | 341 | Miscellaneous |
| | उप-बेरीज (अ) | 2,41,171 | 37,156 | 3,116 | 2,81,443 | Sub-Total 'A' |

तक्ता क्रमांक / Table No. 21.2

| (1) | (2) | (3) | (4) | (5) | (6) | (2) |
|-----|---|-----------------|---------------|--------------|-----------------|---|
| | (ब) निर्यात माल | | | | | (B) Export commodities |
| 1 | शस्त्रे व दारूगोळा | 0 | 0 | 3 | 3 | Arms & Ammunitions |
| 2 | बांधकाम सामान- | | | | | Building Materials |
| | (१) सिमेंट | 0 | 5 | 0 | 5 | (i) Cement |
| | (२) इतर | 0 | 0 | 0 | 0 | (ii) Others |
| 3 | इतर न उल्लेखिलेले रसायने | 40 | 0 | 0 | 40 | Other Chemicals N.O.S. |
| 4 | विद्युत उपकरणे | 226 | 0 | 107 | 333 | Electrical & Electronic goods |
| 5 | कृत्रिम धागे | 0 | 0 | 0 | 0 | Fiber-Synthetic |
| 6 | चारा | 0 | 0 | 0 | 0 | Fodder |
| 7 | अन्नधान्ये - तांदूळ | 0 | 0 | 0 | 0 | Food grains -Rice |
| 8 | इतर न उल्लेखिलेल अन्नधान्ये | 0 | 0 | 0 | 0 | Food grains NOS |
| 9 | इतर न उल्लेखिलेले खाद्य पदार्थ | 10 | 0 | 0 | 10 | Foodstuffs NOS |
| 10 | फळे व भाजीपाला - ताजे | 0 | 0 | 0 | 0 | Fruits and Vegetables-Fresh |
| 11 | इतर उपकरणे | 3 | 0 | 4 | 7 | Instruments etc. |
| 12 | इतर न उल्लेखिलेली यंत्रे | 687 | 0 | 32 | 719 | Machinery NOS |
| 13 | लोखंड व पोलाद वस्तू | 5,218 | 0 | 100 | 5,318 | Iron & Steel Materials |
| 14 | धातू व धातूचे उत्पादन- | 0 | | | | Metal & Metal Products— |
| | (१) लोखंड व पोलाद उत्पादन | 5,985 | 31 | 38 | 6,054 | (i) Iron & Steel Products |
| | (२) इतर धातू व धातूचे पदार्थ | 41 | 0 | 0 | 41 | (ii) Other Metal & Metal Products |
| | (३) तारा व केबल्स | 5 | 0 | 0 | 5 | (iv)Wire and Cables |
| 15 | काळा गुळ | 0 | 0 | 0 | 0 | Molasses |
| 16 | मोटर वाहने- | | | | | Motor Vehicles— |
| | (१) दिड टन किंवा अधिक वजनांची मोटारे | 1,820 | 0 | 2 | 1,822 | (i) Cars |
| | (२) मोटर वाहनाचे सुटे भाग | 3 | 0 | 0 | 3 | (ii) Motor Vehicle parts |
| | (३) इतर वाहने | 5 | 0 | 0 | 5 | (iii) other transport vehicles |
| 17 | तेल व चरबी | 20 | 0 | 0 | 20 | Oil and Fats |
| 18 | तेल बिया | 0 | 0 | 0 | 0 | Oil Seeds |
| 19 | रंग व रंगामाचे सामान | 54 | 0 | 0 | 54 | Paint and Painting Materials |
| 20 | कागद व कागद उत्पादने | 1 | 0 | 0 | 1 | Paper and Paper Products |
| 21 | प्लॅस्टिक व प्लॅस्टिक वस्तू निर्माण | 4 | 0 | 0 | 4 | Plastic and Plastic Products |
| 22 | रेल्वे वाघिणी, गाड्या वगैरेचे सुटे भाग | 10 | 0 | 0 | 10 | Parts of Railway Wagons, Carriage etc. |
| 23 | (१) खनिज (कच्चे) तेल | 1,567 | 36,559 | 1,015 | 39,141 | (i) Crude Oil |
| | (२) डिझल व पेट्रोल | 311 | 6,805 | 0 | 7,116 | (ii) Diesel and fuel Oil |
| | (३) केरोसीन | 0 | 179 | 0 | 179 | (ii) Kerosene |
| | (४) सौम्य मद्य | 22,628 | 9,634 | 473 | 32,735 | (iv)Light Distillates |
| | (५) टरपेन्टाईन खनिज | 970 | 128 | 0 | 1,098 | (v) Turpentine Mineral |
| | (६) वेपरायझिंग तेल | 283 | 0 | 0 | 283 | (vi) Vaporizing Oil |
| | (७) वंगा तेल | 0 | 619 | 0 | 619 | (vii) Lubricating Oil |
| 24 | इतर उत्पादने, टार, डामर इ. | 0 | 0 | 0 | 0 | POL-Other Products pitch, tar, dammer |
| 25 | मसाले | 1 | 0 | 0 | 1 | Spices |
| 26 | साखर | 1,446 | 0 | 0 | 1,446 | Sugar |
| 27 | कृत्रिम राळ | 0 | 0 | 0 | 0 | Synthetic resins |
| 28 | सुती, रेशमी, लोकर व कृत्रिम धाग्याचे कापड | 0 | 0 | 0 | 0 | Textiles-Cotton, Silk, Woolen and Synthetic |
| 29 | लाकडाची उत्पादने | 0 | 0 | 0 | 0 | Wooden Products |
| 30 | संकीर्ण | 3 | 4 | 15 | 22 | Miscellaneous |
| | उप-बेरीज (ब) | 41,341 | 53,964 | 1,789 | 97,094 | Sub-Total 'B' |
| | एकूण आयात व निर्यात (अ+ब) | 2,82,512 | 91,120 | 4,905 | 3,78,537 | Total of import and export (A+B) |

आधार : मुंबई पोर्ट ट्रस्ट , मुंबई / Source : Mumbai Port Trust, Mumbai

२२. परिवहन

२२.१ या विभागात लोहमार्गाची लांबी, रस्त्यांची लांबी व वर्गीकरण, राज्यात वापरात असलेली वाहने आणि राज्य परिवहन मंडळाचे काम यासंबंधी आकडेवारी दिली आहे.

२२.२ जिल्हावार लोहमार्गाची लांबी संबंधित रेल्वे कार्यालयाने दिल्याप्रमाणे पूर्णतः तंतोतंत जुळणारी नाही. रस्त्यांच्या लांबीची आकडेवारी राज्याच्या सार्वजनिक बांधकाम विभाग, जिल्हा परिषदा व नगरपालिका यांच्या अधिपत्याखालील रस्त्यांसंबंधी आहे.

२२.३ मुंबई गोदीतील जहाजे, मुंबई बंदरातून व छोट्या बंदरातून येणारे व जाणारे प्रवासी व तेथे हाताळला जाणारा माल व विमानमार्गे होणारी प्रवासी व माल वाहतूक यासंबंधी माहिती या विभागात दिलेली आहे.

२२.४ गौण बंदरातील वाहतूक प्रामुख्याने किनारी भागांकरिता आहे. मुंबई बंदरातून होणारी परदेशी किनाऱ्यावरील वाहतुकीची आकडेवारी वेगवेगळी दाखविली आहे.

22. TRANSPORT

22.1 Information on railway length, length and classification of roads, vehicles in use in the State and operation of State Transport Corporation is given in this section.

22.2 Districtwise railway length is approximate as given by the respective railway authorities. Figures of road length relate to roads maintained by the State's Public Works Department, Zilla Parishads and by Municipal Authorities.

22.3 Data presented in this section are about vessels in Mumbai docks, passengers & cargo in Mumbai port & other minor ports and passengers & freight traffic by air.

22.4 The figures shown against minor ports are mostly those of coastal traffic. In the case of Mumbai Port, figures of overseas traffic and coastal traffic are shown separately.

22. परिवहन / TRANSPORT

तक्ता क्रमांक / TABLE No. 22.1

महाराष्ट्र राज्यातील जिल्हानिहाय नोंद केलेली मोटार वाहने / Number of Motor vehicles Registered by District in the State
(2013-14)

| अ.क्र. .Sr.No. | जिल्हे | प्रवासी वाहने / Passenger Vehicles | | | | | | | मालवाहतूक वाहने / Goods Vehicles | | | | | | | एकूण Grand Total | Districts |
|-------------------|----------------|------------------------------------|--|--------------|------------------|--|------------------------------------|--|----------------------------------|----------------------------------|--|------------------------|--------------------------|----------------------------|---------------|---------------------|--------------------|
| | | बसेस Buses | मोटारी आणि स्टेशन वॅगन्स Cars and Station Wagons | जीप Jeeps | टॅक्सी Taxies | तीन चाकी वाहने (रिक्षा) Three Wheelers (Rickshaw) | दुचाकी वाहने Two Wheelers | एकूण प्रवासी वाहने Total Passenger vehicles | चार चाकी Four Wheelers | तीन चाकी Three Wheelers | एकूण मालवाहू वाहने Total goods vehicles | ट्रॅक्टर्स Tractors | जोड वाहने Trailers | हणवाहीका Ambu- lance | इतर Others | | |
| (1) | (2) | (3) | (4) | (5) | (6) | (7) | (8) | (9) | (10) | (11) | (12) | (13) | (14) | (15) | (16) | (17) | (2) |
| 1 | मुंबई शहर | 6,260 | 2,50,707 | 8,424 | 34,665 | 0 | 3,88,062 | 6,88,118 | 13,192 | 5,372 | 18,564 | 129 | 81 | 568 | 346 | 7,07,806 | Mumbai City |
| 2 | मुंबई उपनगर | 6,048 | 4,76,637 | 21,458 | 23,133 | 1,09,170 | 9,41,399 | 15,77,845 | 16,353 | 28,970 | 45,323 | 72 | 11 | 887 | 862 | 16,25,000 | Mumbai Suburban |
| 3 | ठाणे | 21,660 | 5,58,103 | 46,945 | 42,648 | 1,37,594 | 15,52,949 | 23,59,899 | 2,11,070 | 86,180 | 2,97,250 | 2,410 | 12,538 | 2328 | 4,145 | 26,78,570 | Thane |
| 4 | रायगड | 2,896 | 89,643 | 11,971 | 8,382 | 20,472 | 2,87,590 | 4,20,954 | 56,016 | 6,223 | 62,239 | 1,559 | 2,366 | 466 | 3,608 | 4,91,192 | Raigad |
| 5 | रत्नागिरी | 651 | 25,030 | 7,617 | 553 | 16,715 | 1,71,978 | 2,22,544 | 16,691 | 5,314 | 22,005 | 621 | 580 | 295 | 1,304 | 2,47,349 | Ratnagiri |
| 6 | सिंधुदुर्ग | 2,077 | 12,030 | 2,482 | 343 | 8,688 | 1,02,449 | 1,28,069 | 8,631 | 1,631 | 10,262 | 509 | 480 | 105 | 91 | 1,39,516 | Sindhudurg |
| 7 | नाशिक | 3,031 | 1,26,096 | 29,513 | 5,972 | 28,082 | 10,64,863 | 12,57,557 | 49,399 | 11,921 | 61,320 | 72,235 | 42,146 | 622 | 5,504 | 14,39,384 | Nashik |
| 8 | धुळे | 1,179 | 18,674 | 4,823 | 2,897 | 11,944 | 2,24,663 | 2,64,180 | 15,227 | 5,982 | 21,209 | 15,971 | 13,723 | 145 | 336 | 3,15,564 | Dhule |
| 9 | नंदुरबार | 129 | 12,274 | 3,264 | 446 | 825 | 82,696 | 99,634 | 1,844 | 3,399 | 5,243 | 7,927 | 4,577 | 65 | 281 | 1,17,727 | Nandurbar |
| 10 | जळगाव | 1,389 | 30,512 | 10,045 | 3,244 | 26,195 | 5,02,328 | 5,73,713 | 14,137 | 11,771 | 25,908 | 27,090 | 20,461 | 223 | 495 | 6,47,890 | Jalgaon |
| 11 | अहमदनगर | 1,697 | 57,667 | 23,240 | 5,145 | 10,791 | 8,21,279 | 9,19,819 | 34,645 | 16,588 | 51,233 | 45,066 | 30,594 | 372 | 3,452 | 10,50,536 | Ahmednagar |
| 12 | पुणे | 26,768 | 6,08,936 | 61,260 | 29,126 | 51,849 | 30,42,473 | 38,20,412 | 1,17,487 | 55,711 | 1,73,198 | 48,228 | 30,771 | 2122 | 9,236 | 40,83,967 | Pune |
| 13 | सातारा | 1,340 | 47,919 | 17,082 | 5,164 | 8,677 | 5,07,493 | 5,87,675 | 25,891 | 7,223 | 33,114 | 26,767 | 21,881 | 324 | 1,252 | 6,71,013 | Satara |
| 14 | सांगली | 1,303 | 48,354 | 18,500 | 1,455 | 7,954 | 4,80,547 | 5,58,113 | 22,323 | 6,958 | 29,281 | 23,317 | 17,001 | 179 | 907 | 6,28,798 | Sangli |
| 15 | सोलापूर | 691 | 41,832 | 17,714 | 1,637 | 8,705 | 6,17,374 | 6,87,953 | 27,451 | 11,619 | 39,070 | 28,430 | 19,951 | 291 | 1,371 | 7,77,066 | Solapur |

तक्ता क्रमांक / TABLE No. 22.1 contd...

| (1) | (2) | (3) | (4) | (5) | (6) | (7) | (8) | (9) | (10) | (11) | (12) | (13) | (14) | (15) | (16) | (17) | (2) |
|-----|-------------------------|-----------------|------------------|-----------------|-----------------|-----------------|--------------------|--------------------|-----------------|-----------------|------------------|-----------------|-----------------|---------------|---------------|--------------------|--------------------------|
| 16 | कोल्हापूर | 2,443 | 77,041 | 20,531 | 1,130 | 14,372 | 7,59,228 | 8,74,745 | 33,501 | 11,294 | 44,795 | 30,320 | 24,940 | 304 | 2,035 | 9,77,139 | Kolhapur |
| 17 | औरंगाबाद | 9,148 | 43,622 | 26,086 | 1,938 | 24,861 | 7,09,656 | 8,15,311 | 35,503 | 24,984 | 60,487 | 20,644 | 13,290 | 451 | 256 | 9,10,439 | Aurangabad |
| 18 | जालना | 375 | 8,556 | 5,283 | 719 | 5,612 | 1,82,418 | 2,02,963 | 5,206 | 5,566 | 10,772 | 11,425 | 6,516 | 109 | 331 | 2,32,116 | Jalna |
| 19 | परभणी | 143 | 10,200 | 8,300 | 495 | 14,728 | 1,53,561 | 1,87,427 | 8,314 | 5,994 | 14,308 | 7,147 | 3,201 | 133 | 317 | 2,12,533 | Parbhani |
| 20 | हिंगोली | 252 | 5,123 | 3,776 | 1,289 | 3,549 | 77,819 | 91,808 | 4,073 | 932 | 5,005 | 5,828 | 3,183 | 50 | 34 | 1,05,908 | Hingoli |
| 21 | बीड | 753 | 9,422 | 14,724 | 436 | 11,030 | 1,97,367 | 2,33,732 | 12,968 | 11,110 | 24,078 | 10,990 | 7,047 | 28 | 138 | 2,76,013 | Beed |
| 22 | नांदेड | 1,155 | 17,182 | 9,655 | 1,974 | 24,000 | 2,84,024 | 3,37,990 | 21,382 | 8,495 | 29,877 | 6,225 | 4,455 | 164 | 220 | 3,78,931 | Nanded |
| 23 | उस्मानाबाद | 409 | 8,211 | 4,981 | 1,096 | 4,522 | 1,15,282 | 1,34,501 | 9,678 | 2,785 | 12,463 | 10,543 | 5,127 | 61 | 351 | 1,63,046 | Osmanabad |
| 24 | लातूर | 1,067 | 19,703 | 10,608 | 1,148 | 10,665 | 2,21,138 | 2,64,329 | 13,418 | 6,448 | 19,866 | 10,945 | 6,561 | 76 | 323 | 3,02,100 | Latur |
| 25 | बुलढाणा | 771 | 8,727 | 5,268 | 1,801 | 13,525 | 2,15,628 | 2,45,720 | 7,019 | 4,496 | 11,515 | 16,869 | 9,372 | 155 | 161 | 2,83,792 | Buldhana |
| 26 | अकोला | 806 | 15,979 | 4,212 | 1,991 | 12,322 | 2,38,357 | 2,73,667 | 9,508 | 2,415 | 11,923 | 9,332 | 6,126 | 162 | 370 | 3,01,580 | Akola |
| 27 | वाशिम | 96 | 4,417 | 3,099 | 513 | 7,337 | 1,13,645 | 1,29,107 | 3,602 | 1,198 | 4,800 | 8,789 | 5,578 | 64 | 35 | 1,48,373 | Washim |
| 28 | अमरावती | 1,172 | 29,266 | 5,898 | 1,451 | 15,692 | 4,08,509 | 4,61,988 | 14,797 | 3,520 | 18,317 | 12,797 | 7,275 | 270 | 325 | 5,00,972 | Amravati |
| 29 | यवतमाळ | 994 | 13,850 | 5,495 | 1,385 | 12,291 | 2,45,491 | 2,79,506 | 10,020 | 2,770 | 12,790 | 8,425 | 5,723 | 84 | 31 | 3,06,559 | Yavatmal |
| 30 | वर्धा | 515 | 7,810 | 3,230 | 317 | 4,758 | 1,60,975 | 1,77,605 | 4,656 | 2,517 | 7,173 | 6,398 | 2,984 | 61 | 410 | 1,94,631 | Wardha |
| 31 | नागपूर | 9,082 | 1,32,622 | 42,073 | 4,462 | 22,545 | 13,79,683 | 15,90,467 | 52,728 | 9,889 | 62,617 | 14,449 | 8,223 | 817 | 2,210 | 16,78,783 | Nagpur |
| 32 | भंडारा | 476 | 6,566 | 2,501 | 227 | 1,219 | 1,36,428 | 1,47,417 | 2,777 | 469 | 3,246 | 7,957 | 4,668 | 88 | 64 | 1,63,440 | Bhandara |
| 33 | गोंदिया | 368 | 6,956 | 3,097 | 307 | 796 | 1,52,237 | 1,63,761 | 4,016 | 307 | 4,323 | 5,707 | 4,039 | 87 | 157 | 1,78,074 | Gondia |
| 34 | चंद्रपूर | 950 | 21,662 | 7,171 | 971 | 6,944 | 3,01,881 | 3,39,579 | 15,839 | 2,058 | 17,897 | 9,858 | 6,068 | 361 | 684 | 3,74,447 | Chandrapur |
| 35 | गडचिरोली | 120 | 2,719 | 1,469 | 327 | 548 | 68,925 | 74,108 | 1,652 | 133 | 1,785 | 4,576 | 2,845 | 155 | 53 | 83,522 | Gadchiroli |
| | महाराष्ट्र राज्य | 1,08,214 | 28,54,048 | 4,71,795 | 1,88,787 | 6,58,977 | 1,69,10,395 | 2,11,92,216 | 9,01,014 | 3,72,242 | 12,73,256 | 5,19,555 | 3,54,382 | 12,672 | 41,695 | 2,33,93,776 | Maharashtra State |

आधार : परिवहन आयुक्त, महाराष्ट्र शासन, मुंबई / Source : Transport Commissioner, Govt. of Maharashtra, Mumbai.

22. परिवहन / TRANSPORT

तक्ता क्रमांक / TABLE No. 22.2

निरनिराळ्या विभागांच्या देखभालीखालील रस्ते / Roads maintained by various authorities in the State
(2013- 14)

(कि.मी. मध्ये / In Km.)

| वर्ष Year | सार्वजनिक बांधकाम | | नगर परिषदा व | | एकूण Total |
|--------------|-------------------------------------|--------------------------------|--|----------------------------------|---------------|
| | विभाग Public Works Department | जिल्हा परिषद Zilla Parishad | महानगरपालिका Municipal Councils and Municipal Corporations | वन विभाग Forest Department | |
| (1) | (2) | (3) | (4) | (5) | (6) |
| 1980-81 | 30,841 | 1,08,454 | 10,504 | 13,609 | 1,63,408 |
| 1985-86 | 43,906 | 1,12,675 | 13,101 | 16,025 | 1,85,707 |
| 1990-91 | 50,433 | 1,31,256 | N.A. | 11,220 | 1,92,909 |
| 1995-96 | 55,944 | 1,29,339 | N.A. | N.A. | 1,85,283 |
| 1997-98 | 65,071 | 1,25,982 | N.A. | 10,240 | 2,01,293 |
| 1998-99 | 66,889 | 1,40,002 | N.A. | 10,376 | 2,17,267 |
| 1999-00 | 64,895 | 1,49,056 | N.A. | 10,377 | 2,24,328 |
| 2000-01 | 65,511 | 1,51,435 | N.A. | 10,344 | 2,27,290 |
| 2001-02 | 66,173 | 1,56,427 | N.A. | N.A. | 2,22,600 |
| 2002-03 | 67,162 | 1,57,778 | N.A. | N.A. | 2,24,940 |
| 2007-08 | 70,292 | 1,65,303 | N.A. | N.A. | 2,35,595 |
| 2008-09 | 70,539 | 1,67,129 | N.A. | N.A. | 2,37,668 |
| 2009-10 | 70,907 | 1,69,133 | N.A. | N.A. | 2,40,040 |
| 2010-11 | 70,908 | 1,70,804 | N.A. | N.A. | 2,41,712 |
| 2011-12 | 71,332 | 1,71,587 | N.A. | N.A. | 2,42,919 |
| 2012-13 | 71,908 | 1,71,264 | N.A. | N.A. | 2,43,172 |
| 2013-14 | 92,978 | 1,70,730 | N.A. | N.A. | 2,63,708 |

टिप / N.A. -- उपलब्ध नाही / Not Available

आधार : (1) सार्वजनिक बांधकाम विभाग, मंत्रालय, मुंबई.

(2) मुख्य वनसंरक्षक, महाराष्ट्र शासन, नागपूर.

Source: (1) Public works Department, Mantralaya, Mumbai.

(2) Chief Conservator of Forest, Government of Maharashtra, Nagpur.

22. परिवहन / TRANSPORT

तक्ता क्रमांक / TABLE No. 22.3

वाहनांच्या प्रकारानुसार अपघातांची संख्या / Number of Accidents classified by type of vehicles
(2013-14)

| अ.क्र. Sr.No. | जिल्हयाचे / शहराचे नाव | बसेस Buses | मालवाहू वाहने Goods vehicles | टॅक्सी Taxi Cabs | मोटारी Motor Cars | मोटर सायकल Motor Cycles | ऑटोरिक्षा Auto Rickshaws | जीप्स Jeeps | इतर Others | वर्गीकरण न झालेली Unclassified | एकूण Total | एकूण व्यक्ती No. of persons | | District / City |
|------------------|---------------------------|---------------|---------------------------------------|------------------------|-------------------------|----------------------------------|--------------------------------|----------------|---------------|--------------------------------------|---------------|--------------------------------|-------------------|--------------------------------|
| | | | | | | | | | | | | मृत Killed | दुखापत Injured | |
| (1) | (2) | (3) | (4) | (5) | (6) | (7) | (8) | (9) | (10) | (11) | (12) | (13) | (14) | (2) |
| 1 | मुंबई शहर | 2,964 | 3,337 | 1,397 | 9,355 | 1,844 | 1,048 | 378 | 3,098 | 0 | 23,421 | 502 | 4,250 | Mumbai City Mumbai Suburban |
| 2 | मुंबई उपनगर | | | | | | | | | | | | | |
| 3 | नवी मुंबई | 41 | 164 | 6 | 266 | 403 | 24 | 10 | 223 | 0 | 1,137 | 209 | 732 | Navi Mumbai |
| 4 | ठाणे शहर | 10 | 37 | 5 | 81 | 424 | 96 | 35 | 13 | 0 | 701 | 126 | 569 | Thane City |
| 5 | ठाणे ग्रामीण | 146 | 620 | 6 | 614 | 824 | 118 | 136 | 193 | 0 | 2,657 | 521 | 2,221 | Thane Rural |
| 6 | रायगड | 81 | 334 | 1 | 140 | 230 | 204 | 120 | 62 | 0 | 1,172 | 244 | 962 | Raigad |
| 7 | रत्नागिरी | 54 | 138 | 2 | 157 | 186 | 58 | 19 | 279 | 0 | 893 | 197 | 1,207 | Ratnagiri |
| 8 | सिंधुदुर्ग | 33 | 67 | 0 | 94 | 166 | 19 | 16 | 38 | 0 | 433 | 95 | 676 | Sindhudurg |
| 9 | नाशिक शहर | 48 | 144 | 25 | 171 | 421 | 56 | 47 | 91 | 0 | 1,003 | 95 | 567 | Nashik City |
| 10 | नाशिक ग्रामीण | 17 | 491 | 100 | 250 | 447 | 127 | 281 | 741 | 0 | 2,454 | 795 | 1,996 | Nashik Rural |
| 11 | धुळे | 5 | 37 | 1 | 16 | 22 | 6 | 6 | 32 | 0 | 125 | 290 | 1,458 | Dhule |
| 12 | नंदुरबार | 24 | 271 | 0 | 51 | 184 | 70 | 78 | 26 | 0 | 704 | 122 | 895 | Nandurbar |
| 13 | जळगाव | 49 | 256 | 20 | 82 | 366 | 90 | 31 | 31 | 0 | 925 | 390 | 1,123 | Jalgaon |
| 14 | अहमदनगर | 132 | 759 | 1 | 338 | 978 | 97 | 200 | 253 | 0 | 2,758 | 583 | 1,175 | Ahmednager |
| 15 | पुणे शहर | 180 | 338 | 0 | 436 | 462 | 61 | 96 | 115 | 0 | 1,688 | 397 | 1,503 | Pune City |
| 16 | पुणे ग्रामीण | 44 | 157 | 42 | 111 | 133 | 43 | 57 | 42 | 0 | 629 | 241 | 378 | Pune Rural |
| 17 | सातारा | 5 | 156 | 0 | 71 | 114 | 1 | 75 | 234 | 0 | 656 | 143 | 821 | Satara |
| 18 | सांगली | 61 | 113 | 3 | 92 | 389 | 17 | 41 | 27 | 0 | 743 | 277 | 916 | Sangli |
| 19 | सोलापूर शहर | 13 | 73 | 1 | 26 | 112 | 22 | 12 | 33 | 0 | 292 | 84 | 206 | Solapur City |
| 20 | सोलापूर ग्रामीण | 98 | 460 | 1 | 99 | 149 | 87 | 112 | 147 | 0 | 1,153 | 514 | 1,210 | Solapur Rural |

तक्ता क्रमांक / TABLE No. 22.3 contd...

| (1) | (2) | (3) | (4) | (5) | (6) | (7) | (8) | (9) | (10) | (11) | (12) | (13) | (14) | (2) |
|-------------------------|------------------|--------------|--------------|--------------|---------------|---------------|--------------|--------------|--------------|--------------|---------------|---------------|---------------|--------------------------|
| 21 | कोल्हापूर | 96 | 336 | 0 | 217 | 520 | 67 | 87 | 73 | 0 | 1,396 | 309 | 1,444 | Kolhapur |
| 22 | औरंगाबाद शहर | 23 | 119 | 0 | 94 | 152 | 63 | 41 | 72 | 0 | 564 | 107 | 429 | Aurangabad City |
| 23 | औरंगाबाद ग्रामीण | 5 | 101 | 55 | 55 | 160 | 65 | 67 | 0 | 0 | 508 | 263 | 273 | Aurangabad Rural |
| 24 | जालना | 6 | 83 | 18 | 33 | 135 | 28 | 69 | 23 | 0 | 395 | 172 | 389 | Jalna |
| 25 | परभणी | 17 | 87 | 2 | 38 | 86 | 54 | 45 | 11 | 0 | 340 | 121 | 341 | Parbhani |
| 26 | हिंगोली | 12 | 84 | 0 | 19 | 54 | 31 | 45 | 41 | 0 | 286 | 110 | 469 | Hingoli |
| 27 | बीड | 28 | 139 | 0 | 60 | 141 | 41 | 76 | 109 | 0 | 594 | 316 | 514 | Beed |
| 28 | नांदेड | 44 | 131 | 8 | 67 | 250 | 198 | 94 | 12 | 0 | 804 | 500 | 1,221 | Nanded |
| 29 | उस्मानाबाद | 25 | 159 | 1 | 55 | 170 | 22 | 38 | 87 | 0 | 557 | 245 | 881 | Osmanabad |
| 30 | लातूर | 38 | 165 | 2 | 71 | 184 | 64 | 77 | 54 | 0 | 655 | 260 | 442 | Latur |
| 31 | बुलढाणा | 27 | 69 | 27 | 13 | 186 | 52 | 7 | 103 | 0 | 484 | 212 | 576 | Buldhana |
| 32 | अकोला | 33 | 159 | 6 | 59 | 191 | 57 | 23 | 59 | 0 | 587 | 137 | 604 | Akola |
| 33 | वाशिम | 16 | 91 | 2 | 27 | 100 | 29 | 26 | 45 | 0 | 336 | 126 | 286 | Washim |
| 34 | अमरावती शहर | 17 | 130 | 8 | 93 | 179 | 21 | 27 | 11 | 0 | 486 | 69 | 454 | Amravati iCity |
| 35 | अमरावती ग्रामीण | 34 | 169 | 7 | 57 | 290 | 76 | 47 | 55 | 0 | 735 | 255 | 725 | Amravati Rural |
| 36 | यवतमाळ | 75 | 260 | 5 | 98 | 309 | 99 | 68 | 39 | 0 | 953 | 246 | 796 | Yavatmal |
| 37 | वर्धा | 29 | 198 | 3 | 86 | 242 | 41 | 21 | 65 | 0 | 685 | 175 | 808 | Wardha |
| 38 | नागपूर शहर | 76 | 159 | 6 | 134 | 483 | 37 | 57 | 24 | 0 | 976 | 243 | 897 | Nagpur City |
| 39 | नागपूर ग्रामीण | 45 | 336 | 0 | 31 | 203 | 122 | 10 | 298 | 0 | 1,045 | 386 | 1,161 | Nagpur Rural |
| 40 | भंडारा | 17 | 158 | 5 | 29 | 160 | 7 | 46 | 70 | 0 | 492 | 189 | 632 | Bhandara |
| 41 | गोदिया | 13 | 102 | 4 | 21 | 167 | 7 | 19 | 14 | 0 | 347 | 130 | 441 | Godiya |
| 42 | चंद्रपूर | 34 | 304 | 5 | 72 | 231 | 36 | 71 | 82 | 0 | 835 | 292 | 773 | Chandrapur |
| 43 | गडचिरोली | 5 | 34 | 8 | 8 | 84 | 5 | 10 | 9 | 0 | 163 | 90 | 358 | Gadchiroli |
| महाराष्ट्र राज्य | | 1,485 | 4,091 | 3,303 | 13,887 | 15,328 | 4,992 | 5,175 | 5,783 | 3,838 | 57,767 | 12,350 | 46,985 | Maharashtra State |

आधार :- अप्पर पोलीस महासंचालक (वाहतूक) यांचे कार्यालय, महाराष्ट्र शासन, मुंबई.

Source:- Office of the Director-General of Police, Government of Maharashtra, Mumbai.

22. परिवहन / TRANSPORT
तक्ता क्रमांक / TABLE No. 22.4

राज्यमार्ग परिवहन महामंडळाच्या वाणिज्यिक विभागाची एकूण प्रगती / Progress of Commercial Wing of Maharashtra State Road Transport Corporation
(2013-14)

| अ.क्र. Sr.No. | बाब | परिमाण | 1970-71 | 1980-81 | 1990-91 | 2000-01 | 2010-11 | 2011-12 | 2012-13 | 2013-14 | Unit | Item |
|------------------|-----------------------------|------------------------------|------------|--------------|-----------|---------------|-------------|-------------|---------------|---------------|----------------|---------------------------------------|
| (1) | (2) | (3) | (4) | (5) | (6) | (7) | (8) | (9) | (10) | (11) | (3) | (2) |
| 1 | एकूण वाहने | संख्या | 6,086 | 10,675 | N.A. | 17,248 | 17,215 | 17,039 | 17,799 | 17,934 | No. | Total fleet |
| 2 | एकूण किलोमीटर्स | लाखांत | 3,968.82 | 7,426.54 | 12,476.11 | 18,116.49 | 19,142.00 | 20,014.00 | 20,117.16 | 20,689.60 | Lakhs | Total Kilometers |
| 3 | प्रभावी किलोमीटर्स | लाखांत | 3,933.41 | 7,350.81 | 12,299.00 | 17,943.64 | 18,973.00 | 19,838.00 | 19,931.22 | 20,465.74 | Lakhs | Effective Kilometers |
| 4 | एकूण प्रवासी | लाखांत | 5,538.18 | 11,901.05 | 23,193.98 | 23,763.86 | 25,367.00 | 26,004.00 | 26,137.31 | 25,630.26 | Lakhs | Total Passenger carried |
| 5 | किलोमीटर्स | प्रति लीटर | 4.04 | 4.16 | 4.41 | 4.66 | 4.92 | 4.91 | 4.87 | 4.77 | Per Litre | Kilometers |
| 6 | नादुरुस्त | प्रत्येकी १०,००० कि.मी. मागे | 0.85 | 0.76 | 0.49 | 0.33 | 0.28 | 0.26 | 0.24 | 0.27 | Per 10,000 kms | Breakdowns |
| 7 | अपघात | संख्या | 2,434 | 2,799 | 3250 | 4052 | 3,407 | 3,437 | 3,078 | 3,154 | No. | Accidents |
| 8 | एकूण कर्मचारी | संख्या | 42,804 | 75,418 | 1,10,036 | 1,11,598 | 1,04,214 | 1,04,596 | 1,00,169 | 1,07,709 | No. | Total Staff |
| 9 | दैनिक क्रमित सरासरी | लाख कि.मी. | 10.78 | 20.14 | 33.70 | 49.16 | 51.98 | 54.20 | 54.61 | 56.07 | lakh km. | Daily average operated km.(Effective) |
| 10 | दैनिक क्रमित सरासरी (स्थूल) | लाख कि.मी. | 10.87 | 20.35 | 34.18 | 49.63 | 52.44 | 54.68 | 52.12 | 56.68 | lakh km. | Daily average operated km.(Gross) |
| 11 | दैनिक प्रवासी | लाख | 15.17 | 32.61 | 63.55 | 65.11 | 69.50 | 71.05 | 71.61 | 70.22 | Lakhs | Daily passengers carried |
| 12 | एकूण जमा | लाख ₹ | 5,499.31 | 20,999.47 | 92,729.89 | 2,53,357.00 | 4,97,967.00 | 5,60,025.00 | 6,09,579.00 | 6,73,626.00 | Lakh ₹ | Total Receipts |
| 13 | एकूण खर्च * | लाख ₹ | 5,723.36 | 24,406.30 | 92,198.57 | 2,64,544.00 | 4,93,867.00 | 5,54,110.00 | 6,48,396.00 | 7,32,321.00 | Lakh ₹ | Total Expenditure * |
| 14 | एकूण नफा * | लाख ₹ | (-) 224.05 | (-) 3,406.83 | 531.32 | (-) 11,187.00 | 2,929.00 | 6,397.00 | (-) 42,883.00 | (-) 58,695.00 | Lakh ₹ | Total loss / profit * |
| 15 | एकूण जमा | प्रति कि.मी. पैसे | 139.81 | 285.68 | 754.03 | 1,411.96 | 2,625.00 | 2,823.00 | 3,058.00 | 3,291.00 | Ps.per km. | Overall receipts |
| 16 | एकूण खर्च * | प्रति कि.मी. पैसे | 145.51 | 332.02 | 749.71 | 1,474.31 | 2,603.00 | 2,793.00 | 3,253.00 | 3,578.00 | Ps.per km. | Total expenditure * |
| 17 | एकूण नफा * | प्रति कि.मी. पैसे | (-) 5.70 | (-) 46.34 | 4.32 | (-) 62.35 | 22.00 | 30.00 | (-) 1.95 | (-) 2.87 | Ps.per km. | Overall Total profit * |
| 18 | दिलेले व्याज | लाख ₹ | 101.28 | 244.91 | 4,109.88 | 3,914.00 | 1,608.00 | 2,252.00 | 250.00 | 134.00 | Lakh ₹ | Interest paid |
| 19 | एकूण जमा (आवक) | लाख ₹ | (-) 224.05 | (-) 3,406.83 | 11,175.84 | (-) 59.61 | -- | N.A. | N.A. | N.A. | Lakh ₹ | Total Return |

टिप / N.A. -- उपलब्ध नाही / Not Available

* पूर्वकालीन समायोजनेसहीत / Including prior period adjustment

आधार : महाराष्ट्र राज्य परिवहन महामंडळ, मुंबई. / Maharashtra State Road Transport Corporation, Mumbai.

22. परिवहन / TRANSPORT
तक्ता क्रमांक / TABLE No. 22.5
प्रकारानुसार जिल्हानिहाय रस्ते लांबीचे वर्गीकरण / Districtwise Road length classified by categories
(2013-14)

(कि.मी. मध्ये./ In Km.)

| अ.क्र. Sr.No. | जिल्हे | सार्वजनिक बांधकाम विभागाचे पक्के रस्ते P.W.D. Pucca Roads | | | | प्रत्येक १०० चौ.कि.मी.मागे रस्त्यांची लांबी Road Length per 100 sq. kms. | प्रत्येक लाख लोकांमागे रस्त्यांची लांबी Road Length per 1,00,000 persons | रस्त्याने जोडलेली खेडी / Villages linked with roads | | Districts |
|-----------------------------|----------------|--|--|---|-----------------|---|--|---|-------------------------|-----------------------------------|
| | | सिमेंटचे व डांबरी रस्ते Concrete & Tar roads | खडीचे रस्ते Water Bound Macadam | अपृष्ठांकृत रस्ते Unsurfaced roads | एकूण Total | | | संख्या No. | टक्केवारी Percentage | |
| (1) | (2) | (3) | (4) | (5) | (6) | (7) | (8) | (9) | (10) | (2) |
| 1 | मुंबई शहर | | | | | | | | | Mumbai City Mumbai Suburban |
| 2 | मुंबई उपनगर | 49 | 0 | 0 | 49 | 8.13 | 0.49 | 0 | 0.00 | |
| 3 | ठाणे | 5,086 | 1,669 | 835 | 7,590 | 79.41 | 150.99 | 1,732 | 99.14 | Thane |
| 4 | रायगड | 4,225 | 944 | 256 | 5,425 | 75.90 | 111.88 | 1,817 | 98.16 | Raigad |
| 5 | रत्नागिरी | 6,557 | 1,258 | 540 | 8,355 | 101.29 | 550.03 | 1,531 | 99.42 | Ratnagiri |
| 6 | सिंधुदुर्ग | 4,317 | 759 | 530 | 5,606 | 107.42 | 761.69 | 741 | 99.73 | Sindhudurg |
| 7 | नाशिक | 9,895 | 2,674 | 3,894 | 16,463 | 106.01 | 663.56 | 1,896 | 100.00 | Nashik |
| 8 | धुळे | 6,706 | 2,521 | 1,720 | 10,947 | 133.05 | 968.76 | 676 | 99.71 | Dhule |
| 9 | नंदुरबार | 6,393 | 1,286 | 2,566 | 10,245 | 208.15 | 1,107.57 | 891 | 95.29 | Nandurbar |
| 10 | जळगाव | 5,306 | 946 | 1,506 | 7,758 | 65.95 | 243.35 | 1,482 | 99.80 | Jalgaon |
| 11 | अहमदनगर | 8,229 | 4,085 | 1,508 | 13,822 | 81.08 | 888.30 | 1,577 | 99.94 | Ahmednagar |
| 12 | पुणे | 10,207 | 3,867 | 925 | 14,999 | 95.89 | 360.21 | 1,838 | 99.62 | Pune |
| 13 | सातारा | 7,617 | 4,617 | 1,728 | 13,962 | 133.18 | 569.25 | 1,663 | 96.91 | Satara |
| 14 | सांगली | 3,598 | 1,837 | 746 | 6,181 | 71.86 | 279.81 | 724 | 100.00 | Sangli |
| 15 | सोलापूर | 3,906 | 909 | 979 | 5,794 | 38.96 | 179.33 | 1,133 | 100.00 | Solapur |
| 16 | कोल्हापूर | 6,012 | 3,322 | 1,929 | 11,263 | 147.56 | 376.69 | 1,133 | 99.92 | Kolhapur |
| 17 | औरंगाबाद | 6,641 | 1,410 | 563 | 8,614 | 93.92 | 389.25 | 1,215 | 100.00 | Aurangabad |
| 18 | जालना | 3,264 | 2,316 | 1,173 | 6,753 | 78.02 | 495.09 | 954 | 99.58 | Jalna |
| 19 | परभणी | 2,305 | 2,178 | 429 | 4,912 | 80.10 | 376.11 | 808 | 100.00 | Parbhani |
| 20 | हिंगोली | 2,641 | 774 | 17 | 3,432 | 69.97 | 424.23 | 663 | 100.00 | Hingoli |
| 21 | बीड | 6,896 | 2,827 | 851 | 10,574 | 99.53 | 580.35 | 1,269 | 100.00 | Beed |
| 22 | नांदेड | 6,504 | 3,201 | 2,157 | 11,862 | 112.95 | 650.33 | 1,521 | 100.00 | Nanded |
| 23 | उस्मानाबाद | 4,490 | 1,557 | 478 | 6,525 | 86.89 | 511.36 | 801 | 100.00 | Osmanabad |
| 24 | लातूर | 4,891 | 1,097 | 670 | 6,658 | 91.16 | 397.02 | 914 | 100.00 | Latur |
| 25 | बुलढाणा | 4,238 | 739 | 379 | 5,356 | 55.44 | 283.99 | 1,275 | 98.08 | Buldhana |
| 26 | अकोला | 2,935 | 357 | 38 | 3,330 | 77.23 | 246.30 | 861 | 99.89 | Akola |
| 27 | वाशिम | 2,715 | 305 | 0 | 3,020 | 48.22 | 350.35 | 705 | 99.86 | Washim |
| 28 | अमरावती | 5,848 | 1,379 | 956 | 8,183 | 67.01 | 371.96 | 1,679 | 100.00 | Amravati |
| 29 | यवतमाळ | 6,757 | 1,496 | 315 | 8,568 | 63.08 | 493.27 | 1,844 | 99.36 | Yavatmal |
| 30 | वर्धा | 3,470 | 473 | 233 | 4,176 | 66.19 | 391.38 | 966 | 99.89 | Wardha |
| 31 | नागपूर | 6,814 | 1,727 | 379 | 8,920 | 89.82 | 271.37 | 1,624 | 100.00 | Nagpur |
| 32 | भंडारा | 2,784 | 1,468 | 1,033 | 5,285 | 139.52 | 525.87 | 772 | 100.00 | Bhandara |
| 33 | गोंदिया | 4,259 | 981 | 290 | 5,530 | 101.94 | 501.36 | 882 | 100.00 | Gondiya |
| 34 | चंद्रपूर | 5,230 | 2,184 | 370 | 7,784 | 74.21 | 439.28 | 1,498 | 100.00 | Chandrapur |
| 35 | गडचिरोली | 3,632 | 1,872 | 263 | 5,767 | 37.37 | 732.78 | 1,416 | 94.90 | Gadchiroli |
| महाराष्ट्र राज्य | | 1,74,417 | 59,035 | 30,256 | 2,63,708 | 85.70 | 319.24 | 40,501 | 99.43 | Maharashtra State |

आधार : सार्वजनिक बांधकाम विभाग, महाराष्ट्र शासन, मुंबई / Source: Public Works Department, Govt. of Maharashtra, Mumbai.

22. परिवहन / TRANSPORT
तक्ता क्रमांक / TABLE No. 22.6

३१ मार्च, २०१४ रोजीची राज्यातील लोहमार्गाची लांबी / Railway's Route Length in the State as on 31st March, 2014
(2013-14)

(कि.मी. / km.)

| अ.क्र. Sr.No. | जिल्हे / वर्ष (2) | ब्रॉडगेज Broad gauge (3) | मिटरगेज Meter gauge (4) | नॅरोगेज Narrow gauge (5) | एकूण Total (6) | Districts / Year (2) |
|------------------|-------------------------|--------------------------------|-------------------------------|--------------------------------|----------------------|--------------------------|
| 1 | 1960-61 | 2,767.00 | 1,197.00 | 1,093.00 | 5,057.00 | |
| 2 | 1970-71 | 2,752.00 | 1,308.00 | 1,102.00 | 5,162.00 | |
| 3 | 1980-81 | 3,131.00 | 994.00 | 1,100.00 | 5,225.00 | |
| 4 | 1990-91 | 3,345.00 | 1,024.00 | 1,053.00 | 5,422.00 | |
| 5 | 2000-01 | 5,123.00 | 500.00 | 573.00 | 6,196.00 | |
| 6 | 2010-11 | 4,336.38 | 105.75 | 596.29 | 5,038.42 | |
| 7 | 2011-12 | 5,510.22 | 105.75 | 458.81 | 6,074.78 | |
| 8 | 2012-13 | 5,688.02 | 105.75 | 458.81 | 6,252.58 | |
| 1 | मुंबई शहर | 44.00 | 0.00 | 0.00 | 44.00 | Mumbai City |
| 2 | मुंबई उपनगर | 57.34 | 0.00 | 0.00 | 57.34 | Mumbai Suburban |
| 3 | ठाणे | 307.1 | 0.00 | 0.00 | 307.10 | Thane |
| 4 | रायगड | 322.84 | 0.00 | 20.29 | 343.13 | Raigad |
| 5 | रत्नागिरी | 197.97 | 0.00 | 0.00 | 197.97 | Ratnagiri |
| 6 | सिंधुदुर्ग | 103.80 | 0.00 | 0.00 | 103.80 | Sindhudurg |
| 7 | नाशिक | 266.13 | 0.00 | 0.00 | 266.13 | Nashik |
| 8 | धुळे | 79.38 | 0.00 | 0.00 | 79.38 | Dhule |
| 9 | नंदुरबार | 97.60 | 0.00 | 0.00 | 97.60 | Nandurbar |
| 10 | जळगाव | 327.05 | 0.00 | 55.57 | 382.62 | Jalgaon |
| 11 | अहमदनगर | 213.68 | 0.00 | 0.00 | 213.68 | Ahmednagar |
| 12 | पुणे | 322.52 | 0.00 | 0.00 | 322.52 | Pune |
| 13 | सातारा | 124.00 | 0.00 | 0.00 | 124.00 | Satara |
| 14 | सांगली | 145.52 | 0.00 | 0.00 | 145.52 | Sangli |
| 15 | सोलापूर | 386.90 | 0.00 | 0.00 | 386.90 | Solapur |
| 16 | कोल्हापूर | 47.10 | 0.00 | 0.00 | 47.10 | Kolhapur |
| 17 | औरंगाबाद | 107.25 | 0.00 | 0.00 | 107.25 | Aurangabad |
| 18 | जालना | 88.25 | 0.00 | 0.00 | 88.25 | Jalna |
| 19 | परभणी | 262.43 | 0.00 | 0.00 | 262.43 | Parbhani |
| 20 | हिंगोली | 0.00 | 0.00 | 0.00 | 0.00 | Hingoli |
| 21 | बीड | 47.07 | 0.00 | 0.00 | 47.07 | Beed |
| 22 | नांदेड | 225.61 | 0.00 | 0.00 | 225.61 | Nanded |
| 23 | उस्मानाबाद | 53.60 | 0.00 | 0.00 | 53.60 | Osmanabad |
| 24 | लातूर | 139.30 | 0.00 | 0.00 | 139.30 | Latur |
| 25 | बुलढाणा | 78.73 | 0.00 | 0.00 | 78.73 | Buldhana |
| 26 | अकोला | 190.85 | 76.65 | 30.00 | 297.50 | Akola |
| 27 | वाशिम | 0.00 | 0.00 | 30.00 | 30.00 | Washim |
| 28 | अमरावती | 207.97 | 0.00 | 61.96 | 269.93 | Amravati |
| 29 | यवतमाळ | 81.93 | 0.00 | 66.37 | 148.30 | Yavatmal |
| 30 | वर्धा | 118.30 | 0.00 | 34.46 | 152.76 | Wardha |
| 31 | नागपूर | 269.63 | 0.00 | 133.7 | 403.33 | Nagpur |
| 32 | भंडारा | 65.11 | 0.00 | 9.70 | 74.81 | Bhandara |
| 33 | गोंदिया | 205.64 | 0.00 | 0.00 | 205.64 | Gondiya |
| 34 | चंद्रपूर | 324.11 | 0.00 | 17.09 | 341.20 | Chandrapur |
| 35 | गडचिरोली | 18.50 | 0.00 | 0.00 | 18.50 | Gadchiroli |
| | महाराष्ट्र राज्य | 5,527.21 | 76.65 | 459.14 | 6,063.00 | Maharashtra State |

आधार : संबंधित रेल्वेची विभागीय कार्यालये. / Source: Divisional offices of the concerned Railway.

22. परिवहन / TRANSPORT
तक्ता क्रमांक / TABLE No. 22.7
वर्गवारीनुसार रस्त्यांची लांबी / Road Length according to different classes
(2013-14)

(किलोमीटरमध्ये / In Kilometre)

| अ.क्र. Sr.No. | जिल्हे | वर्गीकृत रस्ते / Classification of roads | | | | | | | एकूण Total | Districts |
|------------------|-----------------------------|---|--|--|--|---|--------------------------------------|---|----------------|------------------------------|
| | | राष्ट्रीय महामार्ग National Highways | प्रमुख राज्य महामार्ग Major State Highways | राज्य महामार्ग State Highways | प्रमुख जिल्हा रस्ते Major District Roads | इतर जिल्हा रस्ते Other District Roads | ग्रामीण रस्ते Village roads | अवर्गीकृत रस्ते Unclassified roads | | |
| (1) | (2) | (3) | (4) | (5) | (6) | (7) | (8) | (9) | (10) | (2) |
| 1 | मुंबई शहर | 0 | 0 | 49 | 0 | 0 | 0 | -- | 49 | Mumbai City |
| 2 | मुंबई उपनगर | | | | | | | | | Mumbai Suburban |
| 3 | ठाणे | 321 | 131 | 907 | 927 | 1,186 | 4,118 | ++ | 7,590 | Thane |
| 4 | रायगड | 284 | 279 | 1,035 | 647 | 756 | 2,424 | ++ | 5,425 | Raigad |
| 5 | रत्नागिरी | 275 | 274 | 770 | 1,549 | 1,228 | 4,259 | ++ | 8,355 | Ratnagiri |
| 6 | सिंधुदुर्ग | 108 | 150 | 659 | 1,089 | 658 | 2,942 | ++ | 5,606 | Sindhudurg |
| 7 | नाशिक | 415 | 175 | 1,817 | 4,079 | 2,400 | 7,577 | ++ | 16,463 | Nashik |
| 8 | धुळे | 130 | 88 | 1,215 | 1,969 | 2,234 | 5,311 | ++ | 10,947 | Dhule |
| 9 | नंदुरबार | 96 | 104 | 1,201 | 1,919 | 2,961 | 3,964 | ++ | 10,245 | Nandurbar |
| 10 | जळगाव | 155 | 35 | 993 | 1,527 | 1,956 | 3,092 | ++ | 7,758 | Jalgaon |
| 11 | अहमदनगर | 366 | 359 | 1,380 | 4,153 | 1,361 | 6,203 | ++ | 13,822 | Ahmednagar |
| 12 | पुणे | 313 | 391 | 1,787 | 2,628 | 5,398 | 4,482 | ++ | 14,999 | Pune |
| 13 | सातारा | 328 | 0 | 1,748 | 2,680 | 731 | 8,475 | ++ | 13,962 | Satara |
| 14 | सांगली | 244 | 104 | 790 | 688 | 1,503 | 2,852 | ++ | 6,181 | Sangli |
| 15 | सोलापूर | 44 | 257 | 560 | 767 | 1,420 | 2,746 | ++ | 5,794 | Solapur |
| 16 | कोल्हापूर | 184 | 96 | 1,547 | 2,605 | 1,950 | 4,881 | ++ | 11,263 | Kolhapur |
| 17 | औरंगाबाद | 143 | 278 | 1,190 | 1,821 | 1,703 | 3,479 | ++ | 8,614 | Aurangabad |
| 18 | जालना | 29 | 213 | 979 | 1,056 | 1,903 | 2,573 | ++ | 6,753 | Jalna |
| 19 | परभणी | 76 | 112 | 663 | 1,005 | 740 | 2,316 | ++ | 4,912 | Parbhani |
| 20 | हिंगोली | 118 | 155 | 409 | 714 | 631 | 1,405 | ++ | 3,432 | Hingoli |
| 21 | बीड | 356 | 598 | 1,059 | 2,678 | 1,820 | 4,063 | ++ | 10,574 | Beed |
| 22 | नांदेड | 214 | 214 | 1,310 | 1,625 | 2,183 | 6,316 | ++ | 11,862 | Nanded |
| 23 | उस्मानाबाद | 238 | 39 | 1,029 | 1,342 | 1,630 | 2,247 | ++ | 6,525 | Osmanabad |
| 24 | लातूर | 123 | 148 | 1,139 | 1,286 | 1,641 | 2,321 | ++ | 6,658 | Latur |
| 25 | बुलढाणा | 86 | 216 | 1,012 | 1,048 | 1,727 | 1,267 | ++ | 5,356 | Buldhana |
| 26 | अकोला | 151 | 45 | 702 | 567 | 906 | 959 | ++ | 3,330 | Akola |
| 27 | वाशिम | 55 | 161 | 428 | 648 | 829 | 899 | ++ | 3,020 | Washim |
| 28 | अमरावती | 74 | 272 | 1,583 | 1,620 | 897 | 3,737 | ++ | 8,183 | Amravati |
| 29 | यवतमाळ | 219 | 341 | 1,320 | 1,669 | 2,174 | 2,845 | ++ | 8,568 | Yavatmal |
| 30 | वर्धा | 176 | 109 | 781 | 757 | 956 | 1,397 | ++ | 4,176 | Wardha |
| 31 | नागपूर | 371 | 176 | 1,022 | 1,390 | 2,080 | 3,881 | ++ | 8,920 | Nagpur |
| 32 | भंडारा | 65 | 14 | 627 | 639 | 1,384 | 2,556 | ++ | 5,285 | Bhandara |
| 33 | गोंदिया | 37 | 115 | 417 | 845 | 1,091 | 3,025 | ++ | 5,530 | Gondiya |
| 34 | चंद्रपूर | 0 | 332 | 790 | 1,436 | 1,837 | 3,389 | ++ | 7,784 | Chandrapur |
| 35 | गडचिरोली | 64 | 356 | 1,045 | 859 | 887 | 2,556 | ++ | 5,767 | Gadchiroli |
| | महाराष्ट्र राज्य | 5,858 | 6,337 | 33,963 | 50,232 | 52,761 | 1,14,557 | ++ | 263,708 | Maharashtra State |

आधार : सार्वजनिक बांधकाम विभाग, महाराष्ट्र शासन, मुंबई. / Source : Public Works Department, Govt. of Maharashtra, Mumbai.

22. परिवहन / TRANSPORT
तक्ता क्रमांक / TABLE No. 22.8
पृष्ठभागांच्या प्रकारानुसार रस्त्यांची लांबी / Road Length according to Surface type
(2013-14)

| (किलोमीटरमध्ये / In Kilometres) | | | | | | |
|---------------------------------|-------------|---|---|--|-----------------|--------------------------|
| अ.क्र. Sr.No. | जिल्हे | सिमेंट काँक्रीट आणि डांबरी रस्ते Concrete & Tar roads | खडीचे रस्ते Water bound macadam roads | अपृष्ठांकित रस्ते Unsurfaced roads | एकूण Total | Districts |
| (1) | (2) | (3) | (4) | (5) | (6) | (2) |
| 1 | मुंबई शहर | 49 | 0 | 0 | 49 | Mumbai City |
| 2 | मुंबई उपनगर | | | | | Mumbai Suburban |
| 3 | ठाणे | 5,086 | 1,669 | 835 | 7,590 | Thane |
| 4 | रायगड | 4,225 | 944 | 256 | 5,425 | Raigad |
| 5 | रत्नागिरी | 6,557 | 1,258 | 540 | 8,355 | Ratnagiri |
| 6 | सिंधुदुर्ग | 4,317 | 759 | 530 | 5,606 | Sindhudurg |
| 7 | नाशिक | 9,895 | 2,674 | 3,894 | 16,463 | Nashik |
| 8 | धुळे | 6,706 | 2,521 | 1,720 | 10,947 | Dhule |
| 9 | नंदुरबार | 6,393 | 1,286 | 2,566 | 10,245 | Nandurbar |
| 10 | जळगाव | 5,306 | 946 | 1,506 | 7,758 | Jalgaon |
| 11 | अहमदनगर | 8,229 | 4,085 | 1,508 | 13,822 | Ahmednagar |
| 12 | पुणे | 10,207 | 3,867 | 925 | 14,999 | Pune |
| 13 | सातारा | 7,617 | 4,617 | 1,728 | 13,962 | Satara |
| 14 | सांगली | 3,598 | 1,837 | 746 | 6,181 | Sangli |
| 15 | सोलापूर | 3,906 | 909 | 979 | 5,794 | Solapur |
| 16 | कोल्हापूर | 6,012 | 3,322 | 1,929 | 11,263 | Kolhapur |
| 17 | औरंगाबाद | 6,641 | 1,410 | 563 | 8,614 | Aurangabad |
| 18 | जालना | 3,264 | 2,316 | 1,173 | 6,753 | Jalna |
| 19 | परभणी | 2,305 | 2,178 | 429 | 4,912 | Parbhani |
| 20 | हिंगोली | 2,641 | 774 | 17 | 3,432 | Hingoli |
| 21 | बीड | 6,896 | 2,827 | 851 | 10,574 | Beed |
| 22 | नांदेड | 6,504 | 3,201 | 2,157 | 11,862 | Nanded |
| 23 | उस्मानाबाद | 4,490 | 1,557 | 478 | 6,525 | Osmanabad |
| 24 | लातूर | 4,891 | 1,097 | 670 | 6,658 | Latur |
| 25 | बुलढाणा | 4,238 | 739 | 379 | 5,356 | Buldhana |
| 26 | अकोला | 2,935 | 357 | 38 | 3,330 | Akola |
| 27 | वाशिम | 2,715 | 305 | 0 | 3,020 | Washim |
| 28 | अमरावती | 5,848 | 1,379 | 956 | 8,183 | Amravati |
| 29 | यवतमाळ | 6,757 | 1,496 | 315 | 8,568 | Yavatmal |
| 30 | वर्धा | 3,470 | 473 | 233 | 4,176 | Wardha |
| 31 | नागपूर | 6,814 | 1,727 | 379 | 8,920 | Nagpur |
| 32 | भंडारा | 2,784 | 1,468 | 1,033 | 5,285 | Bhandara |
| 33 | गोर्दिया | 4,259 | 981 | 290 | 5,530 | Gondiya |
| 34 | चंद्रपूर | 5,230 | 2,184 | 370 | 7,784 | Chandrapur |
| 35 | गडचिरोली | 3,632 | 1,872 | 263 | 5,767 | Gadchiroli |
| महाराष्ट्र राज्य | | 1,74,417 | 59,035 | 30,256 | 2,63,708 | Maharashtra State |

आधार : सार्वजनिक बांधकाम विभाग, महाराष्ट्र शासन, मुंबई

Source - Public Works Department, Government of Maharashtra, Mumbai

22. परिवहन / TRANSPORT

तक्ता क्रमांक / TABLE No. 22.9

महाराष्ट्र राज्यमार्ग परिवहन महामंडळाची माहिती / Information of Maharashtra State Road Transport Corporation
(2013-14)

| अ.क्र. Sr.No. (1) | बाब (2) | विभाग / Region | | | | | | | एकूण Total (9) | Item (2) |
|-------------------------|--|------------------------|------------------------|---------------------|-------------------------------|----------------------------|-------------------------|-------------------|---|-------------|
| | | मुंबई Mumbai (3) | नाशिक Nashik (4) | पुणे Pune (5) | औरंगाबाद Aurangabad (6) | अमरावती Amravati (7) | नागपूर Nagpur (8) | | | |
| 1 | वर्ष अखेरीस असलेले मार्ग (संख्या) | 3,892 | 3,803 | 4,622 | 2,441 | 1,825 | 1,573 | 18,156 | No. of routes as at the end of the year | |
| 2 | मार्गांची एकूण लांबी (कि.मी.) | 2,83,501 | 2,39,162 | 320,868 | 2,55,284 | 1,42,171 | 1,41,480 | 13,82,466 | Route Distance (Km.) | |
| 3 | मार्गांची सरासरी लांबी (कि.मी.) | 72.84 | 62.89 | 69.42 | 104.58 | 77.90 | 89.94 | 76.14 | Average route distance (Km.) | |
| 4 | सरासरी दैनिक प्रभावी अंतर (लाख कि.मी.) | 9.22 | 10.38 | 14.19 | 10.67 | 5.86 | 5.74 | 56.06 | Average per day effective Kilometers operated (in lakh) | |
| 5 | वर्षभरात महामंडळाजवळ असलेल्या वाहनांची सरासरी संख्या | 3,332.94 | 3,314.54 | 4,570.31 | 3,167.07 | 1,795.43 | 1,804.51 | 17,984.8 | Average No. of buses held during the year | |
| 6 | रस्त्यावरील वाहनांची दैनिक सरासरी संख्या | 2,914.6 | 3,119.02 | 4,228.7 | 2,952.91 | 1,653.39 | 1,654.47 | 16,523.09 | Average No. of buses on road per day | |
| 7 | वाहनांचा सरासरी वापर (कि.मी.) | 316.49 | 332.83 | 335.46 | 361.46 | 354.62 | 347.10 | 341.33 | Average vehicles utilization (Km.) | |
| 8 | भार गुणकाची टक्केवारी (लोड फॅक्टर) | 62.51 | 57.52 | 58.54 | 57.89 | 55.4 | 55.36 | 57.87 | Percentage load factor | |
| 9 | प्रवाशांची दैनिक सरासरी (लाखात) | 13.27 | 13.95 | 18.71 | 10.85 | 6.88 | 6.57 | 70.23 | No. of passengers travelled per day (in lakh) | |
| 10 | दर प्रवाशामागे प्रवास केलेले सरासरी अंतर (कि.मी.) | 19.12 | 18.83 | 19.59 | 25.1 | 21.01 | 21.26 | 20.82 | Average distance travelled per passenger (Km.) | |
| 11 | वाहतुकीपासूनचे वार्षिक उत्पन्न (लाख ₹) | 97,666.18 | 95,160.97 | 1,38,526 | 97,910.92 | 51,681.35 | 49,908.46 | 5,30,853.82 | Total traffic receipts during the year (in lakh ₹) | |
| 12 | दर प्रवाशामागे मिळालेले सरासरी उत्पन्न (रुपयांत) | 20.17 | 18.69 | 20.29 | 24.72 | 20.58 | 20.82 | 20.71 | Average earnings per passenger (in Rs.) | |
| 13 | चालू स्थितीतील गाड्यांची सरासरी * (वाहन ताफ्याची टक्केवारी) | 3,332.94 87.45 | 3,314.54 94.1 | 4,570.31 92.53 | 3,167.07 93.24 | 1,795.43 92.09 | 1,804.51 91.69 | 17,984.8 91.87 | Average operating fleet * (Percentage Fleet Utilization) | |

*टिप :- चालू स्थितीतील मोटारगाड्यांच्या संख्येत नेहमीच्या वापरातील गाड्या व कारखान्यांतील व वाहतुकीसाठी ठेवलेल्या राखीव गाड्यांचा समावेश होता.

* Note: - Average operational fleet is worked out as No. of scheduled + additional vehicles allotted for workshops and traffic spares.

आधार : महाराष्ट्र राज्य मार्ग परिवहन महामंडळ, मुंबई. / Source : Maharashtra State Road Transport Corporation, Mumbai

22. परिवहन / TRANSPORT

तक्ता क्रमांक / TABLE No. 22.10

मुंबई गोदीत असलेल्या किंवा बंदरात नांगरलेल्या वाफेवरच्या आणि सुसज्ज (शासकीय किंवा व्यापारी)
जहाजांची संख्या व त्यांचे वजन /

Number and Tonnage of Steam and square rigged vessels (Government and Merchant) which entered the
Mumbai docks or were berthed at the harbour walls

| वर्ष Year | गोदीत असलेली जहाजे Vessels which entered the docks | | बंदराजवळ नांगरलेली जहाजे Vessels berthed at the harbour walls | | एकूण Total | |
|--------------|---|--|--|--|------------------|--|
| | संख्या Number | नोंदणीप्रमाणे निव्वळ वजन (टनात) Net registered tonnage | संख्या Number | नोंदणीप्रमाणे निव्वळ वजन (टनात) Net registered tonnage | संख्या Number | नोंदणीप्रमाणे निव्वळ वजन (टनात) Net registered tonnage |
| (1) | (2) | (3) | (4) | (5) | (6) | (7) |
| 1960-61 | 2,094 | 64,74,559 | 431 | 17,36,733 | 2,525 | 82,11,292 |
| 1970-71 | 1,643 | 54,23,274 | 238 | 10,36,120 | 1,881 | 64,59,394 |
| 1980-81 | 1,756 | 59,83,731 | 198 | 8,38,810 | 1,954 | 68,22,541 |
| 1990-91 | 1,530 | 55,39,858 | 129 | 7,62,553 | 1,659 | 63,02,411 |
| 2000-01 | 1,057 | 1,19,73,183 | 144 | 16,00,743 | 1,201 | 1,35,73,926 |
| 2011-12 | 657 | 65,39,920 | 922 | 1,32,57,565 | 1,579 | 1,97,97,485 |
| 2012-13 | 590 [@] | 62,16,166 | 899 [#] | 1,36,91,734 | 1,489 | 1,99,07,900 |
| 2013-14 | 468 [@] | 51,88,022 | 856 [#] | 1,34,54,882 | 1,324 | 1,86,42,904 |

आधार : मुंबई पोर्ट ट्रस्ट, मुंबई / Mumbai Port Trust, Mumbai.

*टिप:- @ इंदिरा गोदीजवळ नांगरलेली जहाजे # जवाहर द्विप व पीर पाउ जवळ नांगरलेली जहाजे

*Note: - @ Vessels which berthed at Indira Dock # Vessels which berthed at Jawahar Dweep and Pir Pau.

22. परिवहन / TRANSPORT

तक्ता क्रमांक / TABLE NO. 22.11

मुंबई येथील मेरीवेदर व ह्युजेस गोदीत दुरूस्तीसाठी आलेल्या जहाजांची संख्या व वजन /

Number and tonnage of vessels docked in Merryweather and Hughes dry docks in Mumbai
(2013-14)

| वर्ष Year | मेरेवेदर सुकी गोदी Merewether dry dock | | ह्युजेस सुकी गोदी Hughes dry dock | | एकूण Total | |
|--------------|---|---------------------------|--------------------------------------|---------------------------|------------------|---------------------------|
| | संख्या Number | एकूण वजन Gross tonnage | संख्या Number | एकूण वजन Gross tonnage | संख्या Number | एकूण वजन Gross tonnage |
| (1) | (2) | (3) | (4) | (5) | (6) | (7) |
| 1960-61 | 61 | 1,20,559 | 80 | 3,65,022 | 141 | 4,85,581 |
| 1970-71 | 56 | 1,02,586 | 72 | 4,00,253 | 128 | 5,02,839 |
| 1980-81 | 54 | 93,280 | 50 | 3,36,470 | 104 | 4,29,750 |
| 1990-91 | 33 | 30,707 | 38 | 1,25,546 | 71 | 1,56,253 |
| 2000-01 | 40 | 37,371 | 22 | 63,331 | 62 | 1,00,702 |
| 2011-12 | 0 | 0 | 67 | 1,69,520 | 67 | 1,69,520 |
| 2012-13 | 0 | 0 | 74 | 96,583 | 74 | 96,583 |
| 2013-14 | 0 | 0 | 62 | 68,507 | 62 | 68,507 |

आधार : मुंबई पोर्ट ट्रस्ट, मुंबई / Mumbai Port Trust, Mumbai.

22. परिवहन / TRANSPORT
तक्ता क्रमांक / TABLE NO. 22.12
महाराष्ट्र राज्यातील गौण बंदरातून होणारी प्रवाशांची वाहतूक /
Passengers traffic at the minor ports of the Maharashtra State
(2013-14)

| अ.क्र. Sr.No. | बंदराचे नाव | यांत्रिक जहाजाने By mechanized vessels | बिगर यांत्रिक जहाजाने By non-mechanized vessels | बोटीने By Steamer | एकूण Total | Name of the Port (2) |
|------------------|---------------|--|---|----------------------|--------------------|-------------------------|
| (1) | (2) | (3) | (4) | (5) | (6) | (2) |
| 1 | नवापूर | 0 | 18,183 | 0 | 18,183 | Navapur |
| 2 | सातपाटी | 0 | 77,744 | 0 | 77,744 | Satpati |
| 3 | अर्नाळा | 17,795 | 0 | 0 | 17,795 | Arnala |
| 4 | मनोरी | 44,83,349 | 0 | 0 | 44,83,349 | Manori |
| 5 | कल्याण | 37,466 | 0 | 0 | 37,466 | Kalyan |
| 6 | वसई | 29,886 | 74,846 | 0 | 1,04,732 | Vasai |
| 7 | वर्सोवा | 58,18,100 | 0 | 0 | 58,18,100 | Varsova |
| 8 | मोरा | 6,78,216 | 0 | 0 | 6,78,216 | Mora |
| 9 | कारंजा | 1,84,400 | 135 | 0 | 1,84,535 | Karanja |
| 10 | रेवस | 3,36,082 | 0 | 0 | 3,36,082 | Rewas |
| 11 | मांडवा | 11,98,406 | 0 | 0 | 11,98,406 | Mandwa |
| 12 | धरमतर | 0 | 0 | 0 | 0 | Dharamtar |
| 13 | उल्वा-बेलापूर | 0 | 0 | 0 | 0 | Ulwa-Belapur |
| 14 | एलिफंटा | 18,39,968 | 0 | 0 | 18,39,968 | Elephanta |
| 15 | न्यू फेरी | 7,59,694 | 0 | 0 | 7,59,694 | New Ferry |
| 16 | थळ | 8,809 | 0 | 0 | 8,809 | Thal |
| 17 | दिघी | 1,72,316 | 30,968 | 0 | 2,03,284 | Dighi |
| 18 | राजपुरी | 2,01,005 | 4,32,341 | 0 | 6,33,346 | Rajpuri |
| 19 | अलिबाग | 38,993 | 12,427 | 0 | 51,420 | Alibag |
| 20 | रेवदंडा | 1,399 | 6,905 | 0 | 8,304 | Revdanda |
| 21 | नांदगाव | 10,835 | 4,300 | 0 | 15,135 | Nandgaon |
| 22 | मुरुड | 22,044 | 12,428 | 0 | 34,472 | Murud |
| 23 | श्रीवर्धन | 1,329 | 300 | 0 | 1,629 | Shriwardhan |
| 24 | केळशी | 0 | 11,400 | 0 | 11,400 | Keleshi |
| 25 | दाभोळ | 3,24,387 | 68,230 | 0 | 3,92,617 | Dabhol |
| 26 | वरोदा | 0 | 11,834 | 0 | 11,834 | Varoda |
| 27 | जयगड | 1,31,800 | 36,839 | 0 | 1,68,639 | Jaigad |
| 28 | रत्नागिरी | 1,266 | 9,782 | 0 | 11,048 | Ratnagiri |
| 29 | जैतापूर | 0 | 21,968 | 0 | 21,968 | Jaitapur |
| 30 | विजयदुर्ग | 0 | 9,665 | 0 | 9,665 | Vijaydurga |
| 31 | मालवण | 6,325 | 3,58,263 | 0 | 3,64,588 | Malwan |
| 32 | निवटी | 0 | 0 | 0 | 0 | Niwti |
| 33 | बानकोट | 2,32,850 | 0 | 0 | 2,32,850 | Bankot |
| 34 | किरणपाणी | 60,510 | 0 | 0 | 60,510 | Kiranpani |
| | एकूण | 1,65,97,230 | 11,98,558 | 0 | 1,77,95,788 | Total |

आधार : मुख्य बंदर अधिकारी, महाराष्ट्र शासन, मुंबई. / Source :- Chief Port's Officer, Maharashtra Maritime Board, Govt. of Maharashtra, Mumbai

22. परिवहन / TRANSPORT
तक्ता क्रमांक / TABLE NO. 22.13
महाराष्ट्र राज्याच्या गौण बंदरातून हाताळलेला (आयात व निर्यात) माल /
Cargo (Imports and Exports) Handled at Minor Ports of Maharashtra State
(2013-14)

(टनांमध्ये / In tonnes)

| अ.क्र. Sr.No. | बंदराचे नाव (2) | आयात Imports (3) | निर्यात Exports (4) | एकूण Total (5) | नाम Name of the Port (2) |
|------------------|--------------------|------------------------|---------------------------|-----------------------|--------------------------------|
| 1 | डहाणू | 7,52,305.52 | 0.00 | 7,52,305.52 | Dahanu |
| 2 | ट्रॉम्बे | 0.00 | 3,584.00 | 3,584.00 | Trombay |
| 3 | बेलापुर (उलवा) | 15,56,264.00 | 2,603.26 | 15,58,867.26 | Belapur (Ulwa) |
| 4 | धरमतर | 1,01,39,334.53 | 39,621.13 | 1,01,78,955.67 | Dharamtar |
| 5 | रेवदंडा | 10,01,328.79 | 52,499.82 | 10,53,828.61 | Revdanda |
| 6 | दिघी | 4,18,217.15 | 1,83,566.29 | 6,01,783.44 | Dighi |
| 7 | दाभोळ | 11,25,702.97 | 9,977.00 | 11,35,679.97 | Dabhol |
| 8 | केळशी | 24,550.00 | 5,03,259.03 | 5,27,809.03 | Kelshi |
| 9 | जयगड | 50,73,379.00 | 8,27,830.00 | 59,01,209.00 | Jaigad |
| 10 | रत्नागिरी | 6,70,202.39 | 0.00 | 6,70,202.39 | Ratnagiri |
| 11 | रेडी (परदेशात) | 11,24,544.00 | 12,10,576.00 | 23,35,120.00 | Redi (Foreign) |
| 12 | भिवंडी | 0.00 | 310.00 | 310.00 | Bhiwandi |
| 13 | विजयदुर्ग | 13,208.00 | 40,982.00 | 54,190.00 | Vijaydurg |
| | एकूण | 2,18,99,036.35 | 28,74,808.53 | 2,47,73,844.89 | Total |

आधार : मुख्य बंदर अधिकारी, महाराष्ट्र शासन, मुंबई.

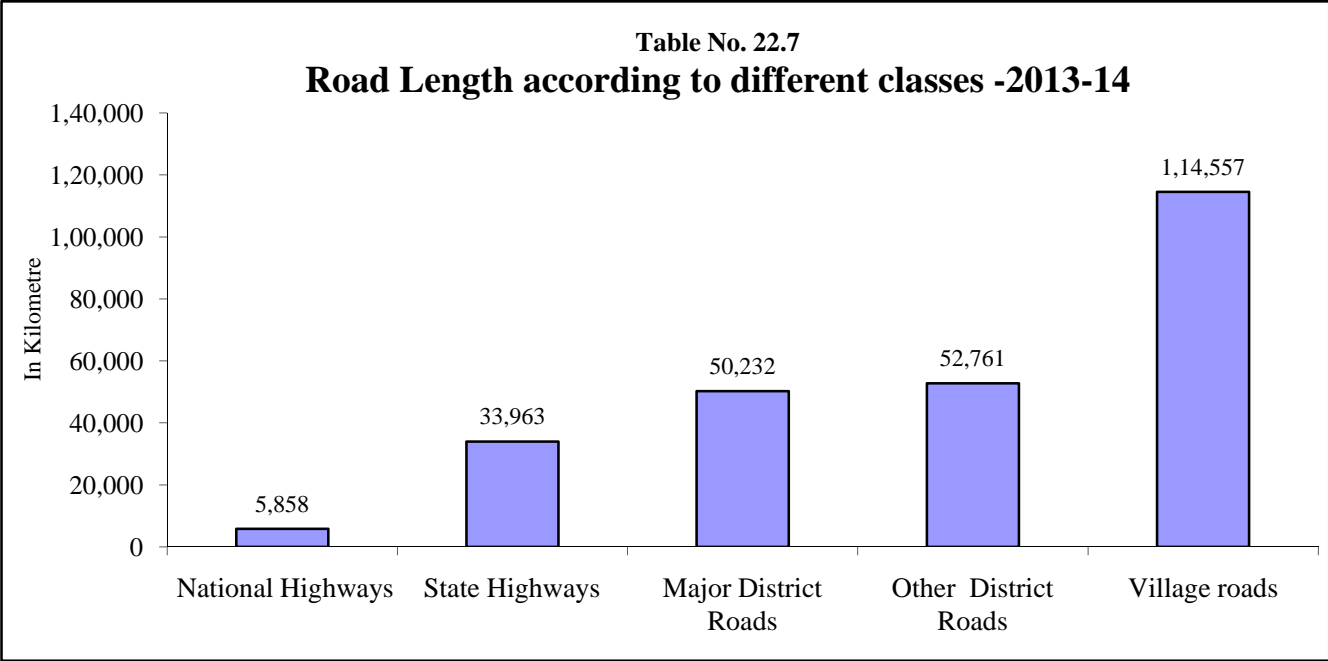
Source :- Source :- Chief Port's Officer, Maharashtra Maritime Board, Govt. of Maharashtra, Mumbai

22. परिवहन / TRANSPORT
तक्ता क्रमांक / TABLE NO. 22.14
विमानतळावरून होणारी प्रवासी व माल वाहतूक / Passengers and Freight Traffic from the Airports
(2013-14)

| अ.क्र. Sr. No. | बाब (2) | राष्ट्रीय Domestic (3) | आंतरराष्ट्रीय International (4) | Item (2) |
|-------------------|---|------------------------------|---------------------------------------|---|
| 1 | प्रवाशांची एकूण संख्या (लाखांत) (मुंबई विमानतळा वरील) | 218.8 | 103.4 | Total number of passengers carried (In Lakhs) (From Mumbai Airport) |
| 2 | महाराष्ट्रातील विमानतळावरून (मुंबई वगळून) झालेली प्रवासी वाहतूक (लाखांत) | 53.3 | 1.5 | Passengers carried from Airport in Maharashtra (Excluding Mumbai Airport) (In Lakhs) |
| 3 | एकूण माल वाहतूक (मुंबई विमानतळावरून) (००० टनांत) | 181.1 | 467.6 | Total freight carried ('000 tonnes) (From Mumbai Airport) |
| 4 | महाराष्ट्रातील निरनिराळ्या विमानतळावरून झालेली माल वाहतूक (मुंबई वगळून) (००० टनांत) | 27.5 | 0.4 | Total freight carried from Airports in Maharashtra ('000 tonnes) (Excluding Mumbai Airport) |

आधार : भारतीय विमानतळ प्राधिकरण.

Source: Airport Authority of India.



२३. पणन व साठवणूक

२३.१ या विभागात नियंत्रित बाजारपेठांची संख्या व शिधावाटप/रास्त भावांची दुकाने, शासकीय गोदाम साठवणूक क्षमता याबाबत आकडेवारी दिली आहे.

23. MARKETING AND STORAGE

23.1. In this section data on number of regulated markets and an authorized ration/fair price shops and storage capacity in Government warehouses are given.

23. पणन व साठवणूक / MARKETING AND STORAGE

तक्ता क्रमांक / TABLE NO.23.1

जिल्हानिहाय नियंत्रित बाजारपेठांची संख्या / Districtwise number of regulated markets
(2013-14)

| अ.क्र. Sr.No. | जिल्हे | नियंत्रित बाजारपेठांची संख्या Number of regulated Markets | प्रत्येक नियंत्रित बाजारपेठेमागे असलेल्या खेड्यांची संख्या Number of average villages served per regulated Market | प्रत्येक नियंत्रित बाजारपेठेमागे असलेली सरासरी व्याप्ती (कि.मी.) Average area served per regulated market (Sq.km.) | Districts |
|------------------|-------------------------|--|--|---|--------------------------|
| (1) | (2) | (3) | (4) | (5) | (2) |
| 1 | मुंबई शहर | | | | Mumbai City |
| 2 | मुंबई उपनगर | 1 | 6 | N.A. | Mumbai Suburban |
| 3 | ठाणे | 8 | 170 | N.A. | Thane |
| 4 | रायगड | 9 | 197 | N.A. | Raigad |
| 5 | रत्नागिरी | 1 | 151 | N.A. | Ratnagiri |
| 6 | सिंधुदुर्ग | 1 | 739 | N.A. | Sindhudurg |
| 7 | नाशिक | 16 | 97 | N.A. | Nashik |
| 8 | धुळे | 4 | 134 | N.A. | Dhule |
| 9 | नंदुरबार | 6 | 130 | N.A. | Nandurbar |
| 10 | जळगाव | 12 | 93 | N.A. | Jalgaon |
| 11 | अहमदनगर | 14 | 101 | N.A. | Ahmednager |
| 12 | पुणे | 13 | 105 | N.A. | Pune |
| 13 | सातारा | 10 | 150 | N.A. | Satara |
| 14 | सांगली | 7 | 78 | N.A. | Sangli |
| 15 | सोलापूर | 11 | 79 | N.A. | Solapur |
| 16 | कोल्हापूर | 4 | 301 | N.A. | Kolhapur |
| 17 | औरंगाबाद | 10 | 127 | N.A. | Aurangabad |
| 18 | जालना | 8 | 107 | N.A. | Jalna |
| 19 | परभणी | 10 | 105 | N.A. | Parbhani |
| 20 | हिंगोली | 7 | 62 | N.A. | Hingoli |
| 21 | बीड | 10 | 129 | N.A. | Beed |
| 22 | नांदेड | 19 | 86 | N.A. | Nanded |
| 23 | उस्मानाबाद | 9 | 82 | N.A. | Osmanabad |
| 24 | लातूर | 11 | 71 | N.A. | Latur |
| 25 | बुलढाणा | 13 | 117 | N.A. | Buldhana |
| 26 | अकोला | 7 | 153 | N.A. | Akola |
| 27 | वाशिम | 6 | 105 | N.A. | Washim |
| 28 | अमरावती | 12 | 133 | N.A. | Amravati |
| 29 | यवतमाळ | 17 | 119 | N.A. | Yavatmal |
| 30 | वर्धा | 7 | 158 | N.A. | Wardha |
| 31 | नागपूर | 12 | 165 | N.A. | Nagpur |
| 32 | भंडारा | 5 | 161 | N.A. | Bhandara |
| 33 | गोंदिया | 7 | 112 | N.A. | Gondiya |
| 34 | चंद्रपूर | 13 | 121 | N.A. | Chandrapur |
| 35 | गडचिरोली | 4 | 261 | N.A. | Gadchiroli |
| | महाराष्ट्र राज्य | 304 | 4,905 | N.A. | Maharashtra State |

टिप :- N.A. उपलब्ध नाही / Not Available.

आधार : पणन उप संचालक, महाराष्ट्र शासन, मुंबई.

Source : Deputy Director of Marketing, Government of Maharashtra, Mumbai.

23. पणन व साठवणूक / MARKETING AND STORAGE
तक्ता क्रमांक / TABLE No. 23.2
गोदामांची संख्या व साठवणूक क्षमता /Number and capacity of storage units
(2013-14)

| (मेट्रिक टन / M.T) | | | | |
|--------------------|-------------------------------|---------------|--------------------|----------------------------------|
| अ.क्र. Sr. No. | संस्थेचे नांव | संख्या No. | क्षमता Capacity | Name of Agency |
| (1) | (2) | (3) | (4) | (2) |
| 1 | भारतीय अन्न महामंडळ | NA | NA | Food Corporation of India |
| 2 | महाराष्ट्र राज्य वखार महामंडळ | NA | NA | State warehousing Corporation |
| 3 | केंद्रीय वखार महामंडळ * | 42 | 14,37,208 | Central warehousing Corporation* |
| 4 | इतर # | 1,024 | 5,62,450 | Other # |
| एकूण | | 1,024 | 5,62,450 | Total |

NA - Not Available

* महाराष्ट्र राज्याकरिता / * For Maharashtra State

जून, २०१३ अखेर / At the end of June, 2013

आधार: अन्न व नागरी पुरवठा विभाग, महाराष्ट्र शासन, मुंबई

Source.- Food and Civil Supplies Department, Government of Maharashtra, Mumbai

23. पणन व साठवणूक / MARKETING AND STORAGE

तक्ता क्रमांक / TABLE No. 23.3

शासकीय गोदामांची संख्या व त्यांची क्षमता / Number and capacity of State Owned Warehouses
(2013-14)[#]

| (गोदामाची क्षमता मे. टन / Godown capacity in M.T) | | | | | | | | | | | | |
|---|-------------|--|--------------------|--|--------------------|--------------------------------|--------------------|--|--------------------|--|--------------------|--------------------|
| अ.क्र. Sr. No. | जिल्हे | शासकीय गोदामे / Govt. owned Godowns | | नादुरुस्त झाल्यामुळे उपयुक्त नसलेली / Not usable as broken down | | भाड्याने घेतलेली / Hired | | भाड्याने दिलेली / Lease out available | | उपलब्ध गोदामे / Available Godowns | | District |
| | | गोदामे Godown | क्षमता Capacity | गोदामे Godown | क्षमता Capacity | गोदामे Godown | क्षमता Capacity | गोदामे Godown | क्षमता Capacity | गोदामे Godown | क्षमता Capacity | |
| (1) | (2) | (3) | (4) | (5) | (6) | (7) | (8) | (9) | (10) | (11) | (12) | (2) |
| 1 | मुंबई शहर | 13 | 8,724 | 4 | 917 | 0 | 0 | 0 | 0 | 9 | 7,807 | Mumbai City |
| 2 | मुंबई उपनगर | | | | | | | | | | | Mumbai Suburban |
| 3 | ठाणे | 38 | 17,000 | 4 | 1,550 | 2 | 300 | 5 | 2,300 | 31 | 13,450 | Thane |
| 4 | रायगड | 62 | 25,800 | 29 | 10,050 | 1 | 200 | 1 | 750 | 33 | 15,200 | Raigad |
| 5 | रत्नागिरी | 45 | 16,050 | 19 | 4,500 | 0 | 0 | 0 | 0 | 26 | 11,550 | Ratnagiri |
| 6 | सिंधुदुर्ग | 13 | 6,200 | 0 | 0 | 3 | 600 | 0 | 0 | 16 | 6,800 | Sindhudurg |
| 7 | नाशिक | 29 | 19,900 | 7 | 8,150 | 11 | 4,680 | 0 | 0 | 33 | 16,430 | Nashik |
| 8 | धुळे | 17 | 8,500 | 2 | 1,000 | 2 | 450 | 0 | 0 | 17 | 7,950 | Dhule |
| 9 | नंदुरबार | 26 | 13,000 | 1 | 500 | 2 | 1,000 | 0 | 0 | 27 | 13,500 | Nandurbar |
| 10 | जळगाव | 32 | 14,030 | 6 | 1,030 | 25 | 16,950 | 0 | 0 | 51 | 29,950 | Jalgaon |
| 11 | अहमदनगर | 76 | 50,850 | 32 | 17,700 | 1 | 500 | 4 | 1,600 | 41 | 32,050 | Ahmednager |
| 12 | पुणे | 47 | 34,000 | 0 | 0 | 1 | 1,200 | 0 | 0 | 48 | 35,200 | Pune |
| 13 | सातारा | 43 | 15,640 | 5 | 1,850 | 5 | 1,700 | 0 | 0 | 43 | 15,490 | Satara |
| 14 | सांगली | 29 | 13,760 | 5 | 1,600 | 0 | 0 | 0 | 0 | 24 | 12,160 | Sangli |
| 15 | सोलापूर | 53 | 38,024 | 0 | 0 | 0 | 0 | 0 | 0 | 53 | 38,024 | Solapur |
| 16 | कोल्हापूर | 21 | 10,300 | 2 | 550 | 1 | 1,000 | 0 | 0 | 20 | 10,750 | Kolhapur |
| 17 | औरंगाबाद | 27 | 26,188 | 6 | 3,532 | 4 | 4,700 | 0 | 0 | 25 | 27,356 | Aurangabad |
| 18 | जालना | 25 | 17,650 | 9 | 2,850 | 0 | 0 | 0 | 0 | 16 | 14,800 | Jalna |
| 19 | परभणी | 21 | 9,300 | 4 | 1,400 | 2 | 1,000 | 0 | 0 | 19 | 8,900 | Parbhani |
| 20 | हिंगोली | 11 | 6,600 | 1 | 500 | 0 | 0 | 0 | 0 | 10 | 6,100 | Hingoli |
| 21 | बीड | 35 | 25,050 | 5 | 1,810 | 2 | 2,000 | 0 | 0 | 32 | 25,240 | Beed |
| 22 | नांदेड | 38 | 16,400 | 9 | 3,200 | 3 | 1,300 | 0 | 0 | 32 | 14,500 | Nanded |
| 23 | उस्मानाबाद | 30 | 17,000 | 7 | 2,600 | 4 | 2,000 | 0 | 0 | 27 | 16,400 | Osmanabad |
| 24 | लातूर | 27 | 19,700 | 8 | 3,200 | 2 | 1,500 | 0 | 0 | 21 | 18,000 | Latur |
| 25 | बुलढाणा | 22 | 9,300 | 3 | 1,000 | 11 | 3,650 | 0 | 0 | 30 | 11,950 | Buldhana |
| 26 | अकोला | 21 | 11,600 | 0 | 0 | 4 | 2,300 | 0 | 0 | 25 | 13,900 | Akola |
| 27 | वाशिम | 11 | 7,150 | 0 | 0 | 3 | 1,300 | 0 | 0 | 14 | 8,450 | Washim |
| 28 | अमरावती | 29 | 11,750 | 0 | 0 | 2 | 400 | 0 | 0 | 31 | 12,150 | Amravati |
| 29 | यवतमाळ | 36 | 18,000 | 3 | 1,500 | 2 | 1,000 | 0 | 0 | 35 | 17,500 | Yavatmal |
| 30 | वर्धा | 14 | 9,785 | 1 | 500 | 4 | 1,400 | 0 | 0 | 17 | 10,685 | Wardha |
| 31 | नागपूर | 49 | 25,329 | 2 | 1,347 | 10 | 5,581 | 0 | 0 | 57 | 29,563 | Nagpur |
| 32 | भंडारा | 16 | 9,500 | 2 | 1,500 | 0 | 0 | 0 | 0 | 14 | 8,000 | Bhandara |
| 33 | गोंदिया | 19 | 12,400 | 8 | 2,350 | 0 | 0 | 0 | 0 | 11 | 10,050 | Gondiya |
| 34 | चंद्रपूर | 28 | 14,500 | 1 | 500 | 3 | 250 | 0 | 0 | 30 | 14,250 | Chandrapur |
| 35 | गडचिरोली | 21 | 9,050 | 1 | 1,000 | 0 | 0 | 0 | 0 | 20 | 8,050 | Gadchiroli |
| महाराष्ट्र | | 1,024 | 5,68,030 | 186 | 78,186 | 110 | 56,961 | 10 | 4,650 | 938 | 5,42,155 | Maharashtra |

जून, २०१३ अखेर / At the end of June 2013

आधार : अन्न व नागरी पुरवठा विभाग, महाराष्ट्र शासन, मुंबई

Source : Food and Civil Supplies Department, Government of Maharashtra, Mumbai.

23. पणन व साठवणूक / MARKETING AND STORAGE

तक्ता क्रमांक / TABLE NO. 23.4

निवडक वस्तूंची संस्थाद्वारे वसुली / Procurement of selected commodities by Agencies
(2013-14)

(मेट्रिक टनांत / In Metric tonnes)

| अ.क्र. Sr.No. | जिल्हे | ज्वारी / Jowar | | | | भात / Paddy | | | | Districts |
|------------------|-------------------------|-----------------------------------|---|---------------|-----------------|-----------------------------------|---|---------------|-------------------|--------------------------|
| | | राज्य शासन State Government | भारतीय अन्न महामंडळ Food Corporation of India | इतर Others | एकूण Total | राज्य शासन State Government | भारतीय अन्न महामंडळ Food Corporation of India | इतर Others | एकूण Total | |
| (1) | (2) | (3) | (4) | (5) | (6) | (7) | (8) | (9) | (10) | (2) |
| 1 | मुंबई शहर | 0 | 0 | 0 | 0 | 0 | 0 | 0 | 0 | Mumbai City |
| 2 | मुंबई उपनगर | 0 | 0 | 0 | 0 | 0 | 0 | 0 | 0 | Mumbai Suburban |
| 3 | ठाणे | 0 | 0 | 0 | 0 | 0 | 3,568.6 | 0 | 3,568.6 | Thane |
| 4 | रायगड | 0 | 0 | 0 | 0 | 0 | 7,305.5 | 0 | 7,305.5 | Raigad |
| 5 | रत्नागिरी | 0 | 0 | 0 | 0 | 0 | 2,168.0 | 0 | 2,168.0 | Ratnagiri |
| 6 | सिंधुदुर्ग | 0 | 0 | 0 | 0 | 0 | 2,301.1 | 0 | 2,301.1 | Sindhudurg |
| 7 | नाशिक | 0 | 0 | 0 | 0 | 0 | 0 | 0 | 0 | Nashik |
| 8 | धुळे | 3,290.5 | 0 | 0 | 3,290.5 | 0 | 0 | 0 | 0 | Dhule |
| 9 | नंदुरबार | 2,269.8 | 0 | 0 | 2,269.8 | 0 | 0 | 0 | 0 | Nandurbar |
| 10 | जळगाव | 23,381.1 | 0 | 0 | 23,381.1 | 0 | 0 | 0 | 0 | Jalgaon |
| 11 | अहमदनगर | 0 | 0 | 0 | 0 | 0 | 0 | 0 | 0 | Ahmednager |
| 12 | पुणे | 0 | 0 | 0 | 0 | 0 | 0 | 0 | 0 | Pune |
| 13 | सातारा | 0 | 0 | 0 | 0 | 0 | 0 | 0 | 0 | Satara |
| 14 | सांगली | 0 | 0 | 0 | 0 | 0 | 0 | 0 | 0 | Sangli |
| 15 | सोलापूर | 0 | 0 | 0 | 0 | 0 | 0 | 0 | 0 | Solapur |
| 16 | कोल्हापूर | 0 | 0 | 0 | 0 | 0 | 0 | 0 | 0 | Kolhapur |
| 17 | औरंगाबाद | 40.7 | 0 | 0 | 40.7 | 0 | 0 | 0 | 0 | Aurangabad |
| 18 | जालना | 0 | 0 | 0 | 0 | 0 | 0 | 0 | 0 | Jalna |
| 19 | परभणी | 1,790.0 | 0 | 0 | 1,790.0 | 0 | 0 | 0 | 0 | Parbhani |
| 20 | हिंगोली | 0 | 0 | 0 | 0 | 0 | 0 | 0 | 0 | Hingoli |
| 21 | बीड | 3,028.0 | 0 | 0 | 3,028.0 | 0 | 0 | 0 | 0 | Beed |
| 22 | नांदेड | 354.4 | 0 | 0 | 354.4 | 0 | 0 | 0 | 0 | Nanded |
| 23 | उस्मानाबाद | 1,637.2 | 0 | 0 | 1,637.2 | 0 | 0 | 0 | 0 | Osmanabad |
| 24 | लातूर | 504.2 | 0 | 0 | 504.2 | 0 | 0 | 0 | 0 | Latur |
| 25 | बुलढाणा | 5,187.7 | 0 | 0 | 5,187.7 | 0 | 0 | 0 | 0 | Buldhana |
| 26 | अकोला | 10,938.9 | 0 | 0 | 10,938.9 | 0 | 0 | 0 | 0 | Akola |
| 27 | वाशिम | 1,262.3 | 0 | 0 | 1,262.3 | 0 | 0 | 0 | 0 | Washim |
| 28 | अमरावती | 9,699.0 | 0 | 0 | 9,699.0 | 0 | 0 | 0 | 0 | Amravati |
| 29 | यवतमाळ | 28.7 | 0 | 0 | 28.7 | 0 | 0 | 0 | 0 | Yavatmal |
| 30 | वर्धा | 0 | 0 | 0 | 0 | 0 | 0 | 0 | 0 | Wardha |
| 31 | नागपूर | 375.6 | 0 | 0 | 375.6 | 0 | 780.2 | 0 | 780.2 | Nagpur |
| 32 | भंडारा | 0 | 0 | 0 | 0 | 0 | 85,581.1 | 0 | 85,581.1 | Bhandara |
| 33 | गोंदिया | 0 | 0 | 0 | 0 | 0 | 48,841.1 | 0 | 48,841.1 | Gondiya |
| 34 | चंद्रपूर | 0 | 0 | 0 | 0 | 0 | 10,451.4 | 0 | 10,451.4 | Chandrapur |
| 35 | गडचिरोली | 0 | 0 | 0 | 0 | 0 | 6,757.3 | 0 | 6,757.3 | Gadchiroli |
| | महाराष्ट्र राज्य | 63,787.9 | 0 | 0 | 63,787.9 | 0 | 1,67,754.2 | 0 | 1,67,754.2 | Maharashtra State |

तक्ता क्रमांक / Table No. 23 .4 contd...

| अ.क्र. Sr.No. | जिल्हे | बाजरी / Bajra | | | | मका / Maize | | | | Districts |
|------------------|-----------------------------|-----------------------------------|---|---------------|---------------|-----------------------------------|---|---------------|---------------|------------------------------|
| | | राज्य शासन State Government | भारतीय अन्न महामंडळ Food Corporation of India | इतर Others | एकूण Total | राज्य शासन State Government | भारतीय अन्न महामंडळ Food Corporation of India | इतर Others | एकूण Total | |
| (1) | (2) | (3) | (4) | (5) | (6) | (7) | (8) | (9) | (10) | (2) |
| 1 | मुंबई शहर | 0 | 0 | 0 | 0 | 0 | 0 | 0 | 0 | Mumbai City |
| 2 | मुंबई उपनगर | 0 | 0 | 0 | 0 | 0 | 0 | 0 | 0 | Mumbai Suburban |
| 3 | ठाणे | 0 | 0 | 0 | 0 | 0 | 0 | 0 | 0 | Thane |
| 4 | रायगड | 0 | 0 | 0 | 0 | 0 | 0 | 0 | 0 | Raigad |
| 5 | रत्नागिरी | 0 | 0 | 0 | 0 | 0 | 0 | 0 | 0 | Ratnagiri |
| 6 | सिंधुदुर्ग | 0 | 0 | 0 | 0 | 0 | 0 | 0 | 0 | Sindhudurg |
| 7 | नाशिक | 0 | 0 | 0 | 0 | 0 | 0 | 0 | 0 | Nashik |
| 8 | धुळे | 0 | 0 | 0 | 0 | 0 | 0 | 0 | 0 | Dhule |
| 9 | नंदुरबार | 0 | 0 | 0 | 0 | 0 | 0 | 0 | 0 | Nandurbar |
| 10 | जळगाव | 0 | 0 | 0 | 0 | 0 | 0 | 0 | 0 | Jalgaon |
| 11 | अहमदनगर | 0 | 0 | 0 | 0 | 0 | 0 | 0 | 0 | Ahmednager |
| 12 | पुणे | 0 | 0 | 0 | 0 | 0 | 0 | 0 | 0 | Pune |
| 13 | सातारा | 0 | 0 | 0 | 0 | 0 | 0 | 0 | 0 | Satara |
| 14 | सांगली | 0 | 0 | 0 | 0 | 0 | 0 | 0 | 0 | Sangli |
| 15 | सोलापूर | 0 | 0 | 0 | 0 | 0 | 0 | 0 | 0 | Solapur |
| 16 | कोल्हापूर | 0 | 0 | 0 | 0 | 0 | 0 | 0 | 0 | Kolhapur |
| 17 | औरंगाबाद | 0 | 0 | 0 | 0 | 0 | 0 | 0 | 0 | Aurangabad |
| 18 | जालना | 0 | 0 | 0 | 0 | 0 | 0 | 0 | 0 | Jalna |
| 19 | परभणी | 0 | 0 | 0 | 0 | 0 | 0 | 0 | 0 | Parbhani |
| 20 | हिंगोली | 0 | 0 | 0 | 0 | 0 | 0 | 0 | 0 | Hingoli |
| 21 | बीड | 0 | 0 | 0 | 0 | 0 | 0 | 0 | 0 | Beed |
| 22 | नांदेड | 0 | 0 | 0 | 0 | 0 | 0 | 0 | 0 | Nanded |
| 23 | उस्मानाबाद | 0 | 0 | 0 | 0 | 8.8 | 0 | 0 | 8.8 | Osmanabad |
| 24 | लातूर | 0 | 0 | 0 | 0 | 0 | 0 | 0 | 0 | Latur |
| 25 | बुलढाणा | 0 | 0 | 0 | 0 | 0 | 0 | 0 | 0 | Buldhana |
| 26 | अकोला | 0 | 0 | 0 | 0 | 0 | 0 | 0 | 0 | Akola |
| 27 | वाशिम | 0 | 0 | 0 | 0 | 0 | 0 | 0 | 0 | Washim |
| 28 | अमरावती | 0 | 0 | 0 | 0 | 0 | 0 | 0 | 0 | Amravati |
| 29 | यवतमाळ | 0 | 0 | 0 | 0 | 0 | 0 | 0 | 0 | Yavatmal |
| 30 | वर्धा | 0 | 0 | 0 | 0 | 0 | 0 | 0 | 0 | Wardha |
| 31 | नागपूर | 0 | 0 | 0 | 0 | 0 | 0 | 0 | 0 | Nagpur |
| 32 | भंडारा | 0 | 0 | 0 | 0 | 0 | 0 | 0 | 0 | Bhandara |
| 33 | गोंदिया | 0 | 0 | 0 | 0 | 0 | 0 | 0 | 0 | Gondiya |
| 34 | चंद्रपूर | 0 | 0 | 0 | 0 | 0 | 0 | 0 | 0 | Chandrapur |
| 35 | गडचिरोली | 0 | 0 | 0 | 0 | 0 | 0 | 0 | 0 | Gadchiroli |
| | महाराष्ट्र राज्य | 0 | 0 | 0 | 0 | 8.8 | 0 | 0 | 8.8 | Maharashtra State |

टिप :- मार्केटिंग फेडरेशन व आदिवासी विकास महामंडळ यांचेमार्फत आधारभूत किमती योजनेअंतर्गत खरेदी

Note :- Procurement under "support price plan" through Marketing Federation and Tribal Development Corporation.

आधार : अन्न व नागरी पुरवठा विभाग, महाराष्ट्र शासन, मुंबई / Source : Food and Civil Supplies Department, Govt. of Maharashtra, Mumbai.

23. पणन व साठवणूक / MARKETING AND STORAGE
तक्ता क्रमांक / TABLE No. 23.5
अधिकृत शिधावाटप दुकाने / Number of authorised fair price shops

| वर्ष | ग्रामीण / Rural | | | | नागरी / Urban | | | | एकूण / Total | | | |
|---------|-----------------|--------------|--------|--------|---------------|--------------|--------|--------|--------------|--------------|--------|--------|
| | सरकारी | सहकारी | इतर | एकूण | सरकारी | सहकारी | इतर | एकूण | सरकारी | सहकारी | इतर | एकूण |
| | Government | Co-operative | Others | Total | Government | Co-operative | Others | Total | Government | Co-operative | Others | Total |
| (1) | (2) | (3) | (4) | (5) | (6) | (7) | (8) | (9) | (10) | (11) | (12) | (13) |
| 1990-91 | -- | 6,903 | 18,974 | 25,877 | -- | 2,747 | 6,807 | 9,554 | -- | 9,650 | 25,781 | 35,431 |
| 1998-99 | -- | N.A. | N.A. | 34,272 | -- | N.A. | N.A. | 10,900 | -- | N.A. | N.A. | 45,172 |
| 1999-00 | -- | N.A. | N.A. | 35,708 | -- | N.A. | N.A. | 10,997 | -- | N.A. | N.A. | 46,705 |
| 2000-01 | -- | -- | -- | 37,503 | -- | -- | -- | 11,286 | -- | -- | -- | 48,789 |
| 2007-08 | 5,048 | 5,695 | 25,107 | 35,850 | 632 | 2,543 | 7,928 | 11,103 | 5,680 | 8,238 | 3,3035 | 46,953 |
| 2009-10 | -- | -- | -- | -- | -- | -- | -- | -- | -- | -- | -- | 50,344 |
| 2010-11 | -- | -- | -- | -- | -- | -- | -- | -- | -- | -- | -- | 50,405 |
| 2011-12 | -- | -- | -- | -- | -- | -- | -- | -- | -- | -- | -- | 50,645 |
| 2012-13 | -- | -- | -- | -- | -- | -- | -- | -- | -- | -- | -- | 50,339 |
| 2013-14 | 219 | 5,478 | 32,070 | 37,745 | 46 | 3,193 | 10,440 | 13,679 | 265 | 8,651 | 42,528 | 51,424 |

टिप : N.A. - उपलब्ध नाही / Not Available

आधार - अन्न व नागरी पुरवठा विभाग, महाराष्ट्र शासन, मुंबई

Source- Food and Civil Supplies Department, Government of Maharashtra, Mumbai

२४. संपर्क साधने

२४.१ पोस्ट व तार कार्यालये, दूरध्वनी केंद्रे वगैरे या संबंधीची आकडेवारी या विभागात दिलेली आहे.

24. COMMUNICATIONS

24.1 Statistics on Post and Telegraph offices, Tele-communication centres etc. are given in this section.

24. संपर्क साधने / COMMUNICATIONS
तक्ता क्रमांक / TABLE NO.24.1
टपाल व तार घरे / Number of Posts and Telegraphs
(2013-14)

| अ.क्र. Sr. No. | जिल्हे वर्ष / Year | टपाल घरे No. of Post Offices | प्रति टपाल घरावर | | | | | | सर्वजनिक दूरध्वनीची संख्या No. of Public call Offices | Districts |
|----------------------|-------------------------|---------------------------------------|---|---|---|---|--|---------------|---|-----------|
| | | | सेवेचा लाभ मिळणारी लोकसंख्या Population served per post office | तार घराची संख्या No. of Telegraphic Offices | टपाल पेट्या No. of letter boxes | मूळ दूरध्वनी केंद्रे No. of Telephone Exchanges | दूरध्वनीची संख्या No. of Telephone Connections | | | |
| (1) | (2) | (3) | (4) | (5) | (6) | (7) | (8) | (9) | (2) | |
| | 1950-51 | 1,496 | 21,302 | 112 | 894 | 327 | 3,585 | 230 | | |
| | 1960-61 | 5,437 | 7,699 | 411 | 9,746 | 529 | 15,259 | 341 | | |
| | 1970-71 | 8,870 | 6,308 | 933 | 18,909 | 817 | 1,87,279 | 653 | | |
| | 1980-81 | 11,373 | 5,662 | 1937 | 42,290 | 1,067 | 4,39,385 | 2,637 | | |
| | 1990-91 | 11,929 | 6,521 | 2526 | 43,321 | 1,711 | 10,27,159 | 12,339 | | |
| | 1999-00 | 12,155 | N.A. | 1747 | 46,109 | N.A. | N.A. | N.A. | | |
| | 2010-11 | 12,570 | N.A. | N.A. | 50,703 | 4,603 | 2,07,507 | 1,56,966 | | |
| | 2011-12 | 12,526 | N.A. | N.A. | 48,933 | N.A. | N.A. | N.A. | | |
| | 2012-13 | 12,597 | 8,921 | N.A. | 47,450 | N.A. | 53,06,138 | 2,04,264 | | |
| 1 | मुंबई शहर | 111 | 53,73,598 | Nil | 644 | N.A. | N.A. | N.A. | Mumbai City | |
| 2 | मुंबई उपनगर | 126 | 4,88,865 | Nil | 986 | N.A. | N.A. | N.A. | Mumbai Suburban | |
| 3 | ठाणे | 442 | 3,73,405 | Nil | 2,129 | N.A. | 1,74,725 | 11,571 | Thane | |
| 4 | रायगड | 440 | 26,39,200 | Nil | 1,613 | N.A. | 41,240 | 1,678 | Raigad | |
| 5 | रत्नागिरी | 665 | 2,574 | Nil | 2,231 | N.A. | 46,938 | 2,121 | Ratnagiri | |
| 6 | सिंधुदुर्ग | 368 | 2,352 | Nil | 1,411 | N.A. | 32,552 | 2,999 | Sindhudurg | |
| 7 | नाशिक | 669 | 13,760 | Nil | 1,804 | N.A. | 1,16,561 | 4,638 | Nashik | |
| 8 | धुळे | 39 | 8,710 | Nil | 545 | N.A. | | | Dhule | |
| 9 | नंदुरबार | 432 | 8,753 | Nil | 411 | N.A. | 39,026 | 1,478 | Nandurbar | |
| 10 | जळगाव | 534 | 13,832 | Nil | 1,856 | N.A. | 79,719 | 4,493 | Jalgaon | |
| 11 | अहमदनगर | 666 | 13,646 | Nil | 2,254 | N.A. | 73,550 | 8,008 | Ahmednagar | |
| 12 | पुणे | 792 | 1,36,346 | Nil | 3,203 | N.A. | 3,19,744 | 10,530 | Pune | |
| 13 | सातारा | 666 | 4,218 | Nil | 2,724 | N.A. | 58,158 | 2,658 | Satara | |
| 14 | सांगली | 419 | 6,179 | Nil | 1,302 | N.A. | 74,657 | 3,158 | Sangli | |
| 15 | सोलापूर | 533 | 28,557 | Nil | 1,542 | N.A. | 64,712 | 5,362 | Solapur | |
| 16 | कोल्हापूर | 562 | 6,255 | Nil | 1,620 | N.A. | 1,23,536 | 5,699 | Kolhapur | |
| 17 | औरंगाबाद | 351 | 10,530 | Nil | 1,866 | N.A. | 61,431 | 7,336 | Aurangabad | |
| 18 | जालना | 180 | 15,634 | Nil | 992 | N.A. | 12,954 | 3,980 | Jalna | |
| 19 | परभणी | 194 | 9,463 | Nil | 698 | N.A. | | | Parbhani | |
| 20 | हिंगोली | 114 | 8,659 | Nil | 462 | N.A. | 20,625 | 3,543 | Hingoli | |
| 21 | बीड | 330 | 6,486 | Nil | 1,357 | N.A. | 20,530 | 984 | Beed | |
| 22 | नांदेड | 468 | 7,182 | Nil | 2,147 | N.A. | 25,665 | 3,242 | Nanded | |
| 23 | उस्मानाबाद | 283 | 6,427 | Nil | 788 | N.A. | 16,106 | 888 | Osmanabad | |
| 24 | लातूर | 289 | 7,429 | Nil | 899 | N.A. | 24,089 | 1,527 | Latur | |
| 25 | बुलढाणा | 353 | 20,855 | Nil | 1,354 | N.A. | 29,977 | 1,282 | Buldhana | |
| 26 | अकोला | 231 | 1,11,891 | Nil | 1,109 | N.A. | 30,581 | 950 | Akola | |
| 27 | वाशिम | 168 | 85,510 | Nil | 740 | N.A. | | | Washim | |
| 28 | अमरावती | 454 | 5,794 | Nil | 1,752 | N.A. | 44,768 | 2,380 | Amravati | |
| 29 | यवतमाळ | 370 | 8,984 | Nil | 1,532 | N.A. | 21,786 | 1,208 | Yavatmal | |
| 30 | वर्धा | 183 | 7,422 | Nil | 787 | N.A. | 18,783 | 184 | Wardha | |
| 31 | नागपूर | 347 | 22,619 | Nil | 1,532 | N.A. | 1,20,707 | 1,663 | Nagpur | |
| 32 | भंडारा | 137 | 8,293 | Nil | 596 | N.A. | | | Bhandara | |
| 33 | गोंदिया | 168 | 7,147 | Nil | 760 | N.A. | 27,954 | 579 | Gondiya | |
| 34 | चंद्रपूर | 328 | 6,314 | Nil | 1,575 | N.A. | 24,859 | 1,273 | Chandrapur | |
| 35 | गडचिरोली | 186 | 5,216 | Nil | 1,002 | N.A. | 4,836 | 76 | Gadchiroli | |
| | महाराष्ट्र राज्य | 12,598 | 94,82,105 | Nil | 48,223 | N.A. | 17,50,769 | 95,488 | Maharashtra State | |

टिप / Note: N.A उपलब्ध नाही / Not Available Nil सेवा बंद झाल्याने निरंक / Nil due to stoppage of service

आधार : (१) पोस्ट-मास्तर जनरल, महाराष्ट्र विभाग, मुंबई / Post-Master General, Maharashtra Circle, Mumbai

Source: (२) जनरल मॅनेजर, महाराष्ट्र टेलिकॉम विभाग (बी.एस.एन.एल), मुंबई / General Manager (D), Maharashtra Telecom Circle (BSNL), Mumbai

(३) महानगर दूरध्वनी निगम लिमिटेड, मुंबई. / Mahanagar Telephone Nigam Ltd., Mumbai.

२५. पर्यटन व मूलकी हवाई वाहतूक

२५.१ मुंबईत उतरणाऱ्या परदेशी पर्यटकांच्यासंबंधी आकडेवारी या विभागात देण्यात आली आहे.

२५.२ तसेच उड्डाण क्लब, विमाने व प्रशिक्षित व्यक्तींच्या संबंधी आकडेवारी या विभागात दिलेली आहे.

25. TOURISM AND CIVIL AVIATION

25.1. Data on foreign tourists disembarked at Mumbai are given in this section.

25.2. Flying clubs, Planes and persons trained also given in this section.

25. पर्यटन व मुलकी हवाई वाहतूक / TOURISM AND CIVIL AVIATION
तक्ता क्रमांक / TABLE NO.25.1
मुंबईत उतरणारे परदेशी पर्यटक / Foreign Tourists disembarking at Mumbai
(2013)

| अ.क्र. Sr. No | नागरिकत्वाचा देश | परदेशी पर्यटकांची संख्या No. of foreign tourists | Country of Nationality | अ.क्र. Sr. No | नागरिकत्वाचा देश | परदेशी पर्यटकांची संख्या No. of foreign tourists | Country of Nationality |
|------------------|------------------------------|---|--------------------------------------|------------------|---------------------|---|---------------------------|
| (1) | (2) | (3) | (2) | (1) | (2) | (3) | (2) |
| | उत्तर अमेरिका | | North America | | आफ्रिका | | Africa |
| 1 | कॅनडा | 51,810 | Canada | 24 | केनिया | 22,631 | Kenya |
| 2 | संयुक्त राज्य अमेरिका | 2,78,924 | U.S.A. | 25 | मॉरिशियस | 13,874 | Mauritius |
| | एकूण | 3,29,771 | Total | 26 | नायजेरिया | 12,808 | Nigeria |
| | | | | 27 | दक्षिण आफ्रिका | 35,220 | South Africa |
| | मध्य व दक्षिण अमेरिका | | Central and South America | 28 | सूदान | 2,625 | Sudan |
| 3 | अर्जेन्टिना | 2,210 | Argentina | 29 | टंझानिया | 11,252 | Tanzania |
| 4 | ब्राझील | 4,359 | Brazil | 30 | इजिप्त | 5,934 | Egypt |
| 5 | मेक्सिको | 2,092 | Mexico | 31 | इतर | 28,611 | Others |
| 6 | इतर | 5,747 | Others | | एकूण | 1,31,580 | Total |
| | एकूण | 14,440 | Total | | | | |
| | पश्चिम युरोप | | Western Europe | | पश्चिम आशिया | | West Asia |
| 7 | ऑस्ट्रिया | 5,324 | Austria | 32 | बहारिन | 3,928 | Bahrain |
| 8 | बेल्जियम | 13,141 | Belgium | 33 | संयुक्त अरब अमिरात | 21,120 | U.A.E. |
| 9 | डेन्मार्क | 5,644 | Denmark | 34 | टर्की | 9,033 | Turkey |
| 10 | फिनलँड | 2,545 | Finland | 35 | ईस्त्राईल | 27,634 | Israel |
| 11 | फ्रान्स | 40,983 | France | 36 | ईराक | 6,677 | Iraq |
| 12 | जर्मनी | 51,661 | Germany | 37 | ओमन | 22,473 | Oman |
| 13 | आयरलँड | 5,652 | Ireland | 38 | सौदी अरेबिया | 11,152 | Saudi Arabia |
| 14 | ग्रीस | 1,828 | Greece | 39 | येमेन अरब रिप. | 16,663 | Yemen Arab Rep. |
| 15 | इटली | 18,414 | Italy | 40 | इतर | 9,162 | Others |
| 16 | नेदरलँड | 16,761 | Netherland | | एकूण | 1,27,638 | Total |
| 17 | नॉर्वे | 3,756 | Norway | | | | |
| 18 | पोर्तूगाल | 13,770 | Portugal | | दक्षिण आशिया | | South Asia |
| 19 | स्पेन | 12,602 | Spain | 41 | अफगाणिस्तान | 445 | Afghanistan |
| 20 | स्विडन | 9,814 | Sweden | 42 | बांगलादेश | 4,199 | Bangladesh |
| 21 | स्विझरलँड | 12,401 | Switzerland | 43 | श्रीलंका | 22,299 | Sri Lanka |
| 22 | इंग्लँड | 2,46,071 | U.K. | 44 | पाकिस्तान | 6,372 | Pakistan |
| 23 | इतर | 1,895 | Others | 45 | इराण | 11,417 | Iran |
| | एकूण | 4,62,111 | Total | 46 | मालदिव | 272 | Maldives |
| | | | | 47 | नेपाळ | 8,534 | Nepal |
| | | | | 48 | भूतान | 60 | Bhutan |
| | | | | | एकूण | 53,462 | Total |

तक्ता क्रमांक / Table No. 25.1 - Contd....

| (1) | (2) | (3) | (2) | (1) | (2) | (3) | (2) |
|-----|--------------------|---------------|-----------------------|-----|---------------------------|------------------|---------------------------------|
| | पूर्व युरोप | | Eastern Europe | | दक्षिण-पूर्व आशिया | | South-East Asia |
| 49 | झेकोस्लोव्हाकिया | 2,247 | Czechoslovakia | 60 | इंडोनेशिया | 8,977 | Indonesia |
| 50 | कझाकिस्तान | 206 | Kazakhstan | 61 | मलेशिया | 24,265 | Malaysia |
| 51 | पोलंड | 5,042 | Poland | 62 | फिलिपाईन्स | 9,120 | Philippines |
| 52 | सोवियत संघ | 7,255 | C.I.S. | 63 | सिंगापूर | 30,464 | Singapore |
| 53 | युक्रेन | 2,928 | Ukraine | 64 | थायलँड | 11,596 | Thailand |
| 54 | इतर | 10,423 | Others | 65 | व्हियतनाम | 1,465 | Vietnam |
| | एकूण | 25,520 | Total | 66 | माँनमार | 1,432 | Myanmar |
| | | | | 67 | इतर | 336 | Others |
| | पूर्व आशिया | | East Asia | | एकूण | 87,578 | Total |
| 55 | चायना (मेन) | 30,575 | China (Main) | | | | |
| 56 | चायना (तैवान) | 4,756 | China (Taiwan) | | ऑस्ट्रेलिया | | Australia |
| 57 | जपान | 28,417 | Japan | 68 | ऑस्ट्रेलिया | 41,166 | Australia |
| 58 | कोरिया (दक्षिण) | 20,046 | Korea (South) | 69 | न्युझिलँड | 11,465 | New Zealand |
| 59 | इतर | 315 | Others | 70 | इतर | 1,397 | Others |
| | एकूण | 84,285 | Total | | एकूण | 54,033 | Total |
| | | | | 71 | इतरत्र अवर्गीकृत | 5,717 | Not Classified Elsewhere |
| | | | | | एकूण | 13,79,585 | Grand Total |

आधार: इंडिया टुरिझम स्टॅटिस्टिक्स - २०१३, पर्यटन विभाग, भारत सरकार
Source : India Tourism Statistics - 2013, Department of Tourism, Govt. of India

25. पर्यटन व मुलकी हवाई वाहतूक / TOURISM AND CIVIL AVIATION

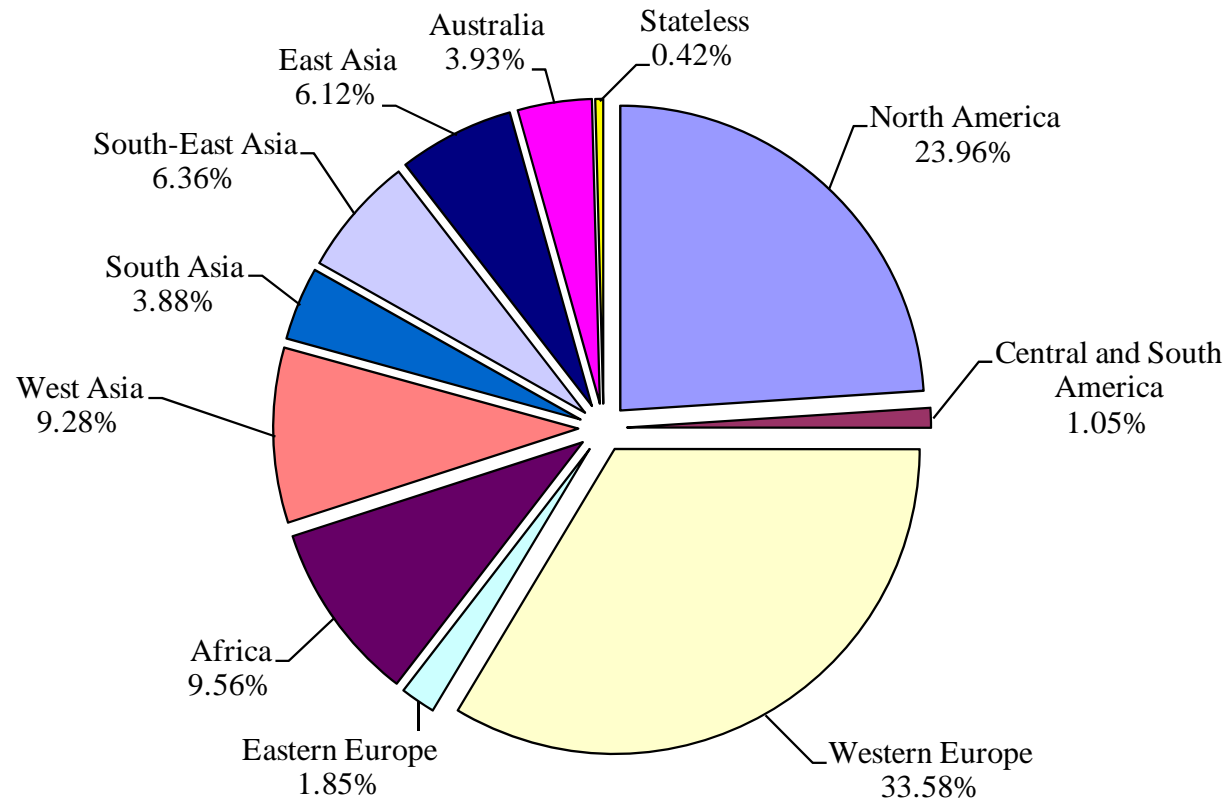
तक्ता क्रमांक / TABLE NO.25.2

उड्डान क्लब, विमाने व प्रशिक्षित व्यक्तींची संख्या / Number of flying clubs, Planes and persons trained (2012-13)

| अ.क्र. Sr. No. | उड्डान क्लबचे नाव | उड्डान क्लबची संख्या No. of Flying clubs | विमानांची संख्या / No. of Planes | | | प्रशिक्षित व्यक्तींची संख्या No. of persons trained | Name of flying club |
|-------------------|----------------------|---|-------------------------------------|---|---------------|---|------------------------|
| | | | चालू स्थितीत In Operation | चालू स्थितीत नसलेली Not in Operation | एकूण Total | | |
| (1) | (2) | (3) | (4) | (5) | (6) | (7) | (8) |
| 1 | नागपूर उड्डान क्लब | 1 | 4 | 0 | 4 | 37 | Nagpur flying club |
| 2 | मुंबई उड्डान क्लब | 1 | 5 | 0 | 5 | 9 | Mumbai flying club |
| | एकूण | 2 | 9 | 0 | 9 | 46 | Total |

आधार : उड्डान क्लब, मुंबई व नागपूर
Source : Flying Clubs, Mumbai and Nagpur.

Foreign Tourists disembarking at Mumbai



२६. कामगार व सेवायोजन

२६.१ या विभागामध्ये राज्य शासकीय कर्मचारी, दुकाने व संस्था अधिनियमाखालील रोजगार, इतर रोजगार, उद्योगधंद्यातील कामगारांची गैरहजेरी, कामगार संघटना यांची आणि कामगार विषयक इतर माहिती दिली आहे.

२६.२ कारखान्यातील गैरहजेरीची आकडेवारी ही कामगारांच्या व्यक्तीगत कारणामुळे झालेल्या अशा ऐच्छिक गैरहजेरीशी संबंधित आहे. म्हणून यामध्ये संप, टाळेबंदी व तात्पुरते कामावरून दूर करणे इ. कारणामुळे झालेल्या गैरहजेरीचा समावेश केलेला नाही. कारखाना अधिनियम कायदा, १९४८ नुसार जो "कामगार" आहे त्यांचा समावेश आहे. परंतु त्यात पर्यवेक्षक किंवा व्यवस्था पहाणारे किंवा खाजगी जागांवर काम करणारे यांचा अंतर्भाव होत नाही. याशिवाय फक्त नियमित काम करणाऱ्यांचा (यात प्रासंगिक व बदली कामगारांचा समावेश नाही) समावेश होतो. "गैरहजेरीचा दर" कामगारांच्या गैरहजेरीमुळे कामगारांच्या कामाच्या पाळ्यांच्या संख्येत झालेली घट व नियमित कामगारांच्या पाळ्यांची संख्या ह्यांचे गुणोत्तर आहे. औद्योगिक वादासंबंधी सांख्यिकी माहिती गोळा करतेवेळी औद्योगिक वाद म्हणजे कामगारांच्या एखाद्या गटाने आपल्या तक्रारी/निषेध व्यक्त करण्याचे उद्देशाने तात्पुरते काम थांबविणे किंवा मागणीकरिता आग्रह धरणे किंवा एक किंवा अधिक कामगारांकडून काम थोपवून ठेवणे इ. असा अर्थ लावण्यात येतो. हे वाद रोजगार, बेरोजगार अथवा करार झालेल्या शर्तीमध्ये तफावत आढळल्यामुळे उद्भवलेल्या परिस्थितीमुळे निर्माण होऊ शकतात. काम थांबवण्याचे "संप" व "टाळेबंदी" म्हणून ओळखले जाणारे दोनही प्रकार या आकडेवारीत समाविष्ट आहेत. तथापि, राजकीय संप, सहानुभूतीदायक निदर्शने यांचा समावेश केलेला नाही. या आकडेवारीत ज्या वेगवेगळ्या आर्थिक क्षेत्रातील उदा. कारखाने, लागवड, खाणी, परिवहन, बांधकाम सेवा यात १० किंवा त्याहून जास्त कामगार गुंतलेले आहेत अशा क्षेत्रांचा समावेश आहे. हे सांगणे आवश्यक आहे की, संप व त्यामध्ये गुंतलेले कामगार ह्यांच्या मासिक आकडेवारीची १२ महिन्यांची बेरीज केली तर वार्षिक आकडेवारीची माहिती होत नाही, हे ध्यानात घ्यावे, कारण प्रत्यक्षात संपाचा कालखंड हा एक महिन्यापेक्षा अधिक काळही असू शकतो.

26. LABOUR AND EMPLOYMENT

26.1. Data on State Government Employees, employment under shops and establishments employment market information, absenteeism in industries, trade unions and other information about labourers are given in this section.

26.2. The absenteeism statistics relate to only voluntary absenteeism defined as absence due to reasons which are personal to the individuals concerned. As such, absence of a worker on account of strike, lock-out or lay-off is not considered. All persons who are "workers" as defined by the Factories Act, 1948 have been considered persons holding position of supervision or management or employed in confidential position. Moreover, only regular workers (excluding casual and substitute workers) are considered. The "absenteeism" rate is the ratio of number of man shifts lost due to absences to the number of man shifts scheduled to work. For the purpose of statistics regarding industrial disputes, an industrial dispute is taken to be a temporary stoppage of work by a group of employees to express a grievance or enforce a demand or temporary withholding of work from a group of employees by one employee (or a group of employees) in connection with matters relating to employment or non-employment or terms or conditions of employment. Thus, both the types of work stoppages, popularly known as "strike" and "lock-out" respectively are covered. Political strikes, sympathetic demonstrations and the like are however, excluded. The statistics cover such disputes in which the number of workers involved is ten or more in all the sectors of economic activity such as factories, plantations, mines, transport, construction services, etc. It must also be mentioned that the monthly figures of number of strikes and number of workers involved are not adequate to form annual figures because of the fact that the period or duration of the strike may have spread over more than one month.

26. कामगार आणि सेवायोजन / LABOUR AND EMPLOYMENT

तक्ता क्रमांक / TABLE NO.26.1

**दुकाने, व्यापारी संस्था व त्यातील कामगार / Number of shops, commercial establishments and workers employed
(2013-14)**

| अ.क्र. Sr.No. | वर्ष Year | एकूण शहरे No. of Towns | दुकाने Shops | | व्यापारी संस्था Commercial Establishments | | हॉटेल व उपाहार गृहे Hotels and Restaurants | | चित्रपट गृहे Theatres | | कामगार नसलेल्या संस्थांची संख्या Establishments having no Employees | एकूण संस्था Total Establishments | एकूण कामगार Total Employees |
|------------------|--------------|---------------------------------|-----------------|---------------------|--|---------------------|---|---------------------|--------------------------|---------------------|--|---|--------------------------------------|
| | | | संख्या No. | कामगार Employees | संख्या No. | कामगार Employees | संख्या No. | कामगार Employees | संख्या No. | कामगार Employees | | | |
| (1) | (2) | (3) | (4) | (5) | (6) | (7) | (8) | (9) | (10) | (11) | (12) | (13) | (14) |
| 1 | 1970-71 | 139 | 90,970 | 2,23,516 | 68,921 | 4,03,155 | 22,182 | 1,18,830 | 507 | 9,367 | 2,03,893 | 3,86,473 | 7,54,868 |
| 2 | 1980-81 | 176 | 1,28,403 | 3,50,811 | 1,18,375 | 5,98,032 | 29,923 | 1,50,200 | 695 | 12,225 | 3,05,660 | 5,83,056 | 11,11,268 |
| 3 | 1990-91 | 238 | 2,05,822 | 4,75,970 | 1,93,711 | 9,92,223 | 38,974 | 1,88,947 | 1,245 | 11,704 | 4,93,218 | 9,32,970 | 16,68,844 |
| 4 | 2000-01 | 241 | 2,72,000 | 6,08,000 | 2,94,000 | 14,70,000 | 58,000 | 2,56,000 | 2,000 | 16,000 | 8,34,000 | 14,60,000 | 23,50,000 |
| 5 | 2010* | 241 | 4,00,219 | 9,05,265 | 4,56,199 | 25,44,629 | 73,640 | 3,42,044 | 1,852 | 13,172 | 17,26,886 | 26,58,796 | 38,05,110 |
| 6 | 2011* | 241 | 4,40,970 | 10,08,284 | 5,01,553 | 27,79,938 | 7,73,294 | 3,65,428 | 1,952 | 13,053 | 18,58,087 | 28,79,956 | 41,66,703 |
| 7 | 2012* | 241 | 4,60,510 | 10,83,930 | 5,52,017 | 30,32,780 | 80,714 | 3,87,140 | 2,017 | 13,582 | 19,69,799 | 30,65,057 | 45,17,432 |
| 8 | 2013* | 295 | 4,82,714 | 11,87,850 | 6,15,807 | 33,72,457 | 85,955 | 4,13,641 | 2,011 | 14,241 | 21,26,782 | 33,13,269 | 49,88,189 |

* आकडे कॅलेंडर वर्षासाठी आहेत.

* Figures are given for Calendar year.

टीप -वरील माहिती दुकाने व व्यापारी संस्था अधिनियम, १९४८ च्या कायद्याखाली नोंदलेल्या संस्था संबंधी आहे.

Note- The above information relates to the establishment registered under the Shops and Establishment Act, 1948.

आधार : कामगार आयुक्त, महाराष्ट्र शासन, मुंबई.

Source:- Office of the Labour Commissioner, Govt. of Maharashtra, Mumbai.

26. कामगार आणि सेवायोजन / LABOUR AND EMPLOYMENT

तक्ता क्रमांक / TABLE NO.26.2

सार्वजनिक क्षेत्रात नोंदविलेल्या कारखान्यांची व त्यातील सरासरी कामगारांची उद्योग गटानुसार संख्या /
Industry typewise number of Registered working factories and average daily workers employed in public sector
(2013)

| अ.क्र. Sr.No. | जिल्हे (2) | उद्योग (3) | चालू कारखाने Number of working factories (4) | कामगारांची दैनिक सरासरी संख्या Average daily workers employed (5) | Industry (3) | Districts (2) |
|------------------|---------------|---------------|---|--|-----------------|------------------|
| 1 | मुंबई शहर | २(म) (i) | 138 | 52,371 | 2(m) (i) | Mumbai City |
| | | २(म) (ii) | 0 | 0 | 2(m) (ii) | |
| | | विभाग ८५ | 0 | 0 | Section 85 | |
| 2 | मुंबई उपनगर | २(म) (i) | 115 | 32,112 | 2(m) (i) | Mumbai Suburban |
| | | २(म) (ii) | 0 | 0 | 2(m) (ii) | |
| | | विभाग ८५ | 1 | 9 | Section 85 | |
| 3 | ठाणे | २(म) (i) | 37 | 3,343 | 2(m) (i) | Thane |
| | | २(म) (ii) | 0 | 0 | 2(m) (ii) | |
| | | विभाग ८५ | 0 | 0 | Section 85 | |
| 4 | रायगड | २(म) (i) | 36 | 7,560 | 2(m) (i) | Raigad |
| | | २(म) (ii) | 0 | 0 | 2(m) (ii) | |
| | | विभाग ८५ | 0 | 0 | Section 85 | |
| 5 | रत्नागिरी | २(म) (i) | 20 | 2,172 | 2(m) (i) | Ratnagiri |
| | | २(म) (ii) | 0 | 0 | 2(m) (ii) | |
| | | विभाग ८५ | 1 | 8 | Section 85 | |
| 6 | सिंधुदुर्ग | २(म) (i) | 9 | 419 | 2(m) (i) | Sindhudurg |
| | | २(म) (ii) | 0 | 0 | 2(m) (ii) | |
| | | विभाग ८५ | 2 | 13 | Section 85 | |
| 7 | नाशिक | २(म) (i) | 67 | 15,129 | 2(m) (i) | Nashik |
| | | २(म) (ii) | 0 | 0 | 2(m) (ii) | |
| | | विभाग ८५ | 5 | 42 | Section 85 | |
| 8 | धुळे | २(म) (i) | 15 | 790 | 2(m) (i) | Dhule |
| | | २(म) (ii) | 0 | 0 | 2(m) (ii) | |
| | | विभाग ८५ | 0 | 0 | Section 85 | |
| 9 | नंदुरबार | २(म) (i) | 4 | 207 | 2(m) (i) | Nandurbar |
| | | २(म) (ii) | 0 | 0 | 2(m) (ii) | |
| | | विभाग ८५ | 0 | 0 | Section 85 | |
| 10 | जळगाव | २(म) (i) | 22 | 4,688 | 2(m) (i) | Jalgaon |
| | | २(म) (ii) | 0 | 0 | 2(m) (ii) | |
| | | विभाग ८५ | 3 | 22 | Section 85 | |
| 11 | अहमदनगर | २(म) (i) | 32 | 1,664 | 2(m) (i) | Ahmednagar |
| | | २(म) (ii) | 0 | 0 | 2(m) (ii) | |
| | | विभाग ८५ | 0 | 0 | Section 85 | |
| 12 | पुणे | २(म) (i) | 120 | 22,544 | 2(m) (i) | Pune |
| | | २(म) (ii) | 0 | 0 | 2(m) (ii) | |
| | | विभाग ८५ | 0 | 0 | Section 85 | |
| 13 | सातारा | २(म) (i) | 0 | 0 | 2(m) (i) | Satara |
| | | २(म) (ii) | 0 | 0 | 2(m) (ii) | |
| | | विभाग ८५ | 0 | 0 | Section 85 | |

तक्ता क्रमांक / Table No. 26. 2 contd...

| (1) | (2) | (3) | (4) | (5) | (3) | (2) |
|-----|------------|-----------|-----|-------|------------|------------|
| 14 | सांगली | २(म) (i) | 25 | 1,544 | 2(m) (i) | Sangli |
| | | २(म) (ii) | 0 | 0 | 2(m) (ii) | |
| | | विभाग ८५ | 0 | 0 | Section 85 | |
| 15 | सोलापूर | २(म) (i) | 29 | 780 | 2(m) (i) | Solapur |
| | | २(म) (ii) | 0 | 0 | 2(m) (ii) | |
| | | विभाग ८५ | 2 | 5 | Section 85 | |
| 16 | कोल्हापूर | २(म) (i) | 34 | 1,584 | 2(m) (i) | Kolhapur |
| | | २(म) (ii) | 0 | 0 | 2(m) (ii) | |
| | | विभाग ८५ | 6 | 39 | Section 85 | |
| 17 | औरंगाबाद | २(म) (i) | 26 | 1,125 | 2(m) (i) | Aurangabad |
| | | २(म) (ii) | 0 | 0 | 2(m) (ii) | |
| | | विभाग ८५ | 2 | 10 | Section 85 | |
| 18 | जालना | २(म) (i) | 8 | 198 | 2(m) (i) | Jalna |
| | | २(म) (ii) | 0 | 0 | 2(m) (ii) | |
| | | विभाग ८५ | 0 | 0 | Section 85 | |
| 19 | परभणी | २(म) (i) | 14 | 1,108 | 2(m) (i) | Parbhani |
| | | २(म) (ii) | 0 | 0 | 2(m) (ii) | |
| | | विभाग ८५ | 0 | 0 | Section 85 | |
| 20 | हिंगोली | २(म) (i) | 4 | 160 | 2(m) (i) | Hingoli |
| | | २(म) (ii) | 0 | 0 | 2(m) (ii) | |
| | | विभाग ८५ | 0 | 0 | Section 85 | |
| 21 | बीड | २(म) (i) | 12 | 303 | 2(m) (i) | Beed |
| | | २(म) (ii) | 0 | 0 | 2(m) (ii) | |
| | | विभाग ८५ | 0 | 0 | Section 85 | |
| 22 | नांदेड | २(म) (i) | 14 | 1,354 | 2(m) (i) | Nanded |
| | | २(म) (ii) | 0 | 0 | 2(m) (ii) | |
| | | विभाग ८५ | 1 | 6 | Section 85 | |
| 23 | उस्मानाबाद | २(म) (i) | 9 | 442 | 2(m) (i) | Osmanabad |
| | | २(म) (ii) | 0 | 0 | 2(m) (ii) | |
| | | विभाग ८५ | 0 | 0 | Section 85 | |
| 24 | लातूर | २(म) (i) | 12 | 1,018 | 2(m) (i) | Latur |
| | | २(म) (ii) | 0 | 0 | 2(m) (ii) | |
| | | विभाग ८५ | 0 | 0 | Section 85 | |
| 25 | बुलढाणा | २(म) (i) | 14 | 801 | 2(m) (i) | Buldhana |
| | | २(म) (ii) | 0 | 0 | 2(m) (ii) | |
| | | विभाग ८५ | 0 | 0 | Section 85 | |
| 26 | अकोला | २(म) (i) | 17 | 2,194 | 2(m) (i) | Akola |
| | | २(म) (ii) | 0 | 0 | 2(m) (ii) | |
| | | विभाग ८५ | 0 | 0 | Section 85 | |
| 27 | वाशिम | २(म) (i) | 58 | 1,560 | 2(m) (i) | Washim |
| | | २(म) (ii) | 0 | 0 | 2(m) (ii) | |
| | | विभाग ८५ | 0 | 0 | Section 85 | |
| 28 | अमरावती | २(म) (i) | 15 | 496 | 2(m) (i) | Amaravati |
| | | २(म) (ii) | 0 | 0 | 2(m) (ii) | |
| | | विभाग ८५ | 0 | 0 | Section 85 | |

तक्ता क्रमांक / Table No. 26. 2 contd...

| (1) | (2) | (3) | (4) | (5) | (3) | (2) |
|------|----------|-----------|--------------|-----------------|-------------------|--------------|
| 29 | यवतमाळ | २(म) (i) | 11 | 445 | 2(m) (i) | Yavatmal |
| | | २(म) (ii) | 0 | 0 | 2(m) (ii) | |
| | | विभाग ८५ | 0 | 0 | Section 85 | |
| 30 | वर्धा | २(म) (i) | 13 | 1,600 | 2(m) (i) | Wardha |
| | | २(म) (ii) | 0 | 0 | 2(m) (ii) | |
| | | विभाग ८५ | 0 | 0 | Section 85 | |
| 31 | नागपूर | २(म) (i) | 49 | 3,016 | 2(m) (i) | Nagpur |
| | | २(म) (ii) | 0 | 0 | 2(m) (ii) | |
| | | विभाग ८५ | 0 | 0 | Section 85 | |
| 32 | भंडारा | २(म) (i) | 9 | 276 | 2(m) (i) | Bhandara |
| | | २(म) (ii) | 0 | 0 | 2(m) (ii) | |
| | | विभाग ८५ | 0 | 0 | Section 85 | |
| 33 | गोंदिया | २(म) (i) | 4 | 91 | 2(m) (i) | Gondiya |
| | | २(म) (ii) | 0 | 0 | 2(m) (ii) | |
| | | विभाग ८५ | 0 | 0 | Section 85 | |
| 34 | चंद्रपूर | २(म) (i) | 11 | 3,284 | 2(m) (i) | Chandrapur |
| | | २(म) (ii) | 0 | 0 | 2(m) (ii) | |
| | | विभाग ८५ | 0 | 0 | Section 85 | |
| 35 | गडचिरोली | २(म) (i) | 5 | 126 | 2(m) (i) | Gadchiroli |
| | | २(म) (ii) | 0 | 0 | 2(m) (ii) | |
| | | विभाग ८५ | 0 | 0 | Section 85 | |
| एकूण | | २(म) (i) | 1,008 | 1,66,504 | 2(m) (i) | Total |
| | | २(म) (ii) | 0 | 0 | 2(m) (ii) | |
| | | विभाग ८५ | 23 | 154 | Section 85 | |

आधार : औद्योगिक सुरक्षा व आरोग्य संचालनालय, महाराष्ट्र शासन, मुंबई.

Source:- Directorate of Industrial Safety and Health, Govt. of Maharashtra, Mumbai.

26. कामगार आणि सेवायोजन / LABOUR AND EMPLOYMENT

तक्ता क्रमांक / TABLE NO. 26. 3

खाजगी क्षेत्रात नोंदविलेल्या कारखान्यांची व त्यातील सरासरी कामगारांची उद्योग गटानुसार संख्या /
Industry typewise number of Registered working factories and average daily workers employed therein in
private sector
(2013)

| अ.क्र. Sr.No. | जिल्हे (2) | उद्योग (3) | चालू कारखाने Number of working factories (4) | कामगारांची दैनिक सरासरी संख्या Average daily workers employed (5) | उद्योग (3) | जिल्हे (2) |
|------------------|---------------|---------------|---|--|---------------|-----------------|
| 1 | मुंबई शहर | २(म) (i) | 1,274 | 31,230 | 2(m) (i) | Mumbai City |
| | | २(म) (ii) | 53 | 2,155 | 2(m) (ii) | |
| | | विभाग ८५ | 179 | 5,718 | Section 85 | |
| 2 | मुंबई उपनगर | २(म) (i) | 3,431 | 1,49,775 | 2(m) (i) | Mumbai Suburban |
| | | २(म) (ii) | 19 | 360 | 2(m) (ii) | |
| | | विभाग ८५ | 253 | 2,042 | Section 85 | |
| 3 | ठाणे | २(म) (i) | 7,108 | 3,41,760 | 2(m) (i) | Thane |
| | | २(म) (ii) | 14 | 262 | 2(m) (ii) | |
| | | विभाग ८५ | 1,075 | 8,815 | Section 85 | |
| 4 | रायगड | २(म) (i) | 1,054 | 1,25,943 | 2(m) (i) | Raigad |
| | | २(म) (ii) | 3 | 87 | 2(m) (ii) | |
| | | विभाग ८५ | 286 | 4,304 | Section 85 | |
| 5 | रत्नागिरी | २(म) (i) | 208 | 15,761 | 2(m) (i) | Ratnagiri |
| | | २(म) (ii) | 1 | 50 | 2(m) (ii) | |
| | | विभाग ८५ | 128 | 6,912 | Section 85 | |
| 6 | सिंधुदुर्ग | २(म) (i) | 60 | 2,753 | 2(m) (i) | Sindhudurg |
| | | २(म) (ii) | 2 | 67 | 2(m) (ii) | |
| | | विभाग ८५ | 66 | 272 | Section 85 | |
| 7 | नाशिक | २(म) (i) | 1,638 | 1,26,286 | 2(m) (i) | Nashik |
| | | २(म) (ii) | 6 | 82 | 2(m) (ii) | |
| | | विभाग ८५ | 262 | 2,096 | Section 85 | |
| 8 | धुळे | २(म) (i) | 186 | 8,746 | 2(m) (i) | Dhule |
| | | २(म) (ii) | 0 | 0 | 2(m) (ii) | |
| | | विभाग ८५ | 154 | 1,017 | Section 85 | |
| 9 | नंदुरबार | २(म) (i) | 47 | 2,704 | 2(m) (i) | Nandurbar |
| | | २(म) (ii) | 0 | 0 | 2(m) (ii) | |
| | | विभाग ८५ | 35 | 196 | Section 85 | |
| 10 | जळगाव | २(म) (i) | 691 | 42,494 | 2(m) (i) | Jalgaon |
| | | २(म) (ii) | 7 | 899 | 2(m) (ii) | |
| | | विभाग ८५ | 267 | 5,603 | Section 85 | |
| 11 | अहमदनगर | २(म) (i) | 643 | 29,194 | 2(m) (i) | Ahmednagar |
| | | २(म) (ii) | 0 | 0 | 2(m) (ii) | |
| | | विभाग ८५ | 318 | 2,226 | Section 85 | |
| 12 | पुणे | २(म) (i) | 4,714 | 5,68,720 | 2(m) (i) | Pune |
| | | २(म) (ii) | 8 | 311 | 2(m) (ii) | |
| | | विभाग ८५ | 248 | 2,851 | Section 85 | |
| 13 | सातारा | २(म) (i) | 394 | 45,478 | 2(m) (i) | Satara |
| | | २(म) (ii) | 2 | 90 | 2(m) (ii) | |
| | | विभाग ८५ | 97 | 351 | Section 85 | |

तक्ता क्रमांक / Table No. 26. 3 contd...

| (1) | (2) | (3) | (4) | (5) | (3) | (2) |
|-----|------------|-----------|-------|----------|------------|------------|
| 14 | सांगली | २(म) (i) | 595 | 43,539 | 2(m) (i) | Sangli |
| | | २(म) (ii) | 0 | 0 | 2(m) (ii) | |
| | | विभाग ८५ | 244 | 1,391 | Section 85 | |
| 15 | सोलापूर | २(म) (i) | 85 | 47,645 | 2(m) (i) | Solapur |
| | | २(म) (ii) | 6 | 63 | 2(m) (ii) | |
| | | विभाग ८५ | 4,092 | 8,144 | Section 85 | |
| 16 | कोल्हापूर | २(म) (i) | 1,430 | 1,05,092 | 2(m) (i) | Kolhapur |
| | | २(म) (ii) | 2 | 14 | 2(m) (ii) | |
| | | विभाग ८५ | 421 | 2,059 | Section 85 | |
| 17 | औरंगाबाद | २(म) (i) | 979 | 1,05,154 | 2(m) (i) | Aurangabad |
| | | २(म) (ii) | 4 | 72 | 2(m) (ii) | |
| | | विभाग ८५ | 196 | 1,176 | Section 85 | |
| 18 | जालना | २(म) (i) | 240 | 13,600 | 2(m) (i) | Jalna |
| | | २(म) (ii) | 0 | 0 | 2(m) (ii) | |
| | | विभाग ८५ | 42 | 252 | Section 85 | |
| 19 | परभणी | २(म) (i) | 56 | 12,054 | 2(m) (i) | Parbhani |
| | | २(म) (ii) | 0 | 0 | 2(m) (ii) | |
| | | विभाग ८५ | 46 | 276 | Section 85 | |
| 20 | हिंगोली | २(म) (i) | 44 | 4,782 | 2(m) (i) | Hingoli |
| | | २(म) (ii) | 0 | 0 | 2(m) (ii) | |
| | | विभाग ८५ | 24 | 144 | Section 85 | |
| 21 | बीड | २(म) (i) | 84 | 11,369 | 2(m) (i) | Beed |
| | | २(म) (ii) | 1 | 18 | 2(m) (ii) | |
| | | विभाग ८५ | 35 | 210 | Section 85 | |
| 22 | नांदेड | २(म) (i) | 140 | 21,158 | 2(m) (i) | Nanded |
| | | २(म) (ii) | 0 | 0 | 2(m) (ii) | |
| | | विभाग ८५ | 69 | 414 | Section 85 | |
| 23 | उस्मानाबाद | २(म) (i) | 31 | 6,881 | 2(m) (i) | Osmanabad |
| | | २(म) (ii) | 0 | 0 | 2(m) (ii) | |
| | | विभाग ८५ | 27 | 162 | Section 85 | |
| 24 | लातूर | २(म) (i) | 110 | 14,698 | 2(m) (i) | Latur |
| | | २(म) (ii) | 0 | 0 | 2(m) (ii) | |
| | | विभाग ८५ | 75 | 450 | Section 85 | |
| 25 | बुलढाणा | २(म) (i) | 297 | 12,367 | 2(m) (i) | Buldhana |
| | | २(म) (ii) | 0 | 0 | 2(m) (ii) | |
| | | विभाग ८५ | 97 | 480 | Section 85 | |
| 26 | अकोला | २(म) (i) | 433 | 14,104 | 2(m) (i) | Akola |
| | | २(म) (ii) | 3 | 44 | 2(m) (ii) | |
| | | विभाग ८५ | 88 | 347 | Section 85 | |
| 27 | वाशिम | २(म) (i) | 36 | 2,635 | 2(m) (i) | Washim |
| | | २(म) (ii) | 0 | 0 | 2(m) (ii) | |
| | | विभाग ८५ | 37 | 128 | Section 85 | |
| 28 | अमरावती | २(म) (i) | 188 | 10,454 | 2(m) (i) | Amaravati |
| | | २(म) (ii) | 0 | 0 | 2(m) (ii) | |
| | | विभाग ८५ | 187 | 660 | Section 85 | |

तक्ता क्रमांक / Table No. 26. 3 contd...

| (1) | (2) | (3) | (4) | (5) | (3) | (2) |
|------|----------|-----------|---------------|------------------|-------------------|--------------|
| 29 | यवतमाळ | २(म) (i) | 221 | 7,984 | 2(m) (i) | Yavatmal |
| | | २(म) (ii) | 18 | 327 | 2(m) (ii) | |
| | | विभाग ८५ | 85 | 375 | Section 85 | |
| 30 | वर्धा | २(म) (i) | 130 | 9,224 | 2(m) (i) | Wardha |
| | | २(म) (ii) | 0 | 0 | 2(m) (ii) | |
| | | विभाग ८५ | 44 | 221 | Section 85 | |
| 31 | नागपूर | २(म) (i) | 1,016 | 59,494 | 2(m) (i) | Nagpur |
| | | २(म) (ii) | 9 | 250 | 2(m) (ii) | |
| | | विभाग ८५ | 824 | 3,303 | Section 85 | |
| 32 | भंडारा | २(म) (i) | 60 | 4,007 | 2(m) (i) | Bhandara |
| | | २(म) (ii) | 0 | 0 | 2(m) (ii) | |
| | | विभाग ८५ | 63 | 225 | Section 85 | |
| 33 | गोंदिया | २(म) (i) | 53 | 1,735 | 2(m) (i) | Gondiya |
| | | २(म) (ii) | 0 | 0 | 2(m) (ii) | |
| | | विभाग ८५ | 68 | 226 | Section 85 | |
| 34 | चंद्रपूर | २(म) (i) | 138 | 14,255 | 2(m) (i) | Chandrapur |
| | | २(म) (ii) | 0 | 0 | 2(m) (ii) | |
| | | विभाग ८५ | 86 | 543 | Section 85 | |
| 35 | गडचिरोली | २(म) (i) | 22 | 1,284 | 2(m) (i) | Gadchiroli |
| | | २(म) (ii) | 0 | 0 | 2(m) (ii) | |
| | | विभाग ८५ | 17 | 90 | Section 85 | |
| एकूण | | २(म) (i) | 27,836 | 20,14,359 | 2(m) (i) | Total |
| | | २(म) (ii) | 158 | 5,151 | 2(m) (ii) | |
| | | विभाग ८५ | 10,235 | 63,679 | Section 85 | |

आधार : औद्योगिक सुरक्षा व आरोग्य संचालनालय, महाराष्ट्र शासन, मुंबई.

Source:- Directorate of Industrial Safety and Health, Govt. of Maharashtra, Mumbai.

26. कामगार आणि सेवायोजन / LABOUR AND EMPLOYMENT

तक्ता क्रमांक / TABLE NO.26.4

**माजी सैनिक, मागासवर्गीय व अनुसूचित जातीच्या कर्मचाऱ्यांचे वर्षवार अभिवेदन /
Yearwise representation of Scheduled Castes, Backward Classes and Ex-servicemen
(2013-14)**

| सेवा वर्ग Service Groups | मंजूर केलेल्या जागा ३१ मार्च, २०१४ रोजी Sanctioned posts as on 31 st March, 2014 | भरलेल्या जागा Filled Posts | अनुसूचित जातीचे कर्मचारी Scheduled Castes Employees | मागासवर्गीय कर्मचारी Backward Class Employees | माजी सैनिक कर्मचारी Ex-Servicemen Employees |
|--------------------------------|--|-------------------------------|--|--|--|
| (1) | (2) | (3) | (4) | (5) | (6) |
| वर्ग-एक / Class-I | 56 | 46 | 7 | 24 | 0 |
| वर्ग-दोन / Class-II | 111 | 61 | 13 | 33 | 0 |
| वर्ग-तीन / Class-III | 625 | 277 | 68 | 115 | 0 |
| वर्ग-चार / Class-IV | 153 | 87 | 23 | 61 | 0 |
| एकूण / Total | 945 | 471 | 111 | 233 | 0 |

आधार : कौशल्य विकास, रोजगार व उद्योजकता संचालनालय, महाराष्ट्र शासन, नवी मुंबई.

Source:- Directorate of Skill Development, Employment and Entrepreneurship, Govt. of Maharashtra.

6. कामगार आणि सेवायोजन / LABOUR AND EMPLOYMENT

तक्ता क्रमांक / TABLE NO.26.5

**रोजगार विनिमय केंद्रानुसार नोंदणी झालेल्या अर्जदारांची, नोकरी मिळालेल्यांची व जाहीर झालेल्या रिकाम्या जागांची संख्या/
Number of Registrations, placings and vacancies notified by Employment and self-employment Guidance Centres
(2013)**

| अ.क्र. Sr.No. | बाब | 1970-71 | 1980-81 | 1990-91 | 2001 | 2010 | 2011 | 2012 | 2013 | Item |
|------------------|--|----------|-----------|-----------|-----------|-----------|-----------|-----------|-----------|--|
| (1) | (2) | (3) | (4) | (5) | (6) | (7) | (8) | (9) | (10) | (2) |
| 1 | नोंदणी झालेले | 4,14,522 | 4,56,047 | 6,22,580 | 6,23,225 | 8,92,913 | 7,47,492 | 6,12,318 | 6,30,364 | Registration |
| 2 | नोकरी मिळालेले | 39,767 | 40,127 | 31,122 | 12,455 | 3,53,904 | 1,91,022 | 1,34,271 | 1,14,658 | Placements |
| 3 | जाहीर झालेल्या रिकाम्या जागा | 86,756 | 85,526 | 64,032 | 32,277 | 3,87,899 | 3,46,193 | 2,59,228 | 1,18,938 | Vacancies notified |
| 4 | सादर केलेले | 3,41,603 | 5,53,314 | 5,36,809 | 2,40,422 | 20,91,659 | 16,00,518 | 11,40,288 | 40,381 | Submission |
| 5 | वर्षाच्या शेवटी चालू नोंदवहीतील उमेदवारांची संख्या | 3,60,824 | 12,67,607 | 30,22,112 | 44,19,739 | 26,82,411 | 25,96,187 | 24,04,013 | 30,34,793 | No. of candidates on live register at the end of the year |
| 6 | शिल्लक असलेल्या रिकाम्या जागा | 25,077 | 74,297 | 55,889 | 39,478 | ... | ... | 3,21,415 | 1,20,857 | Vacancies Outstanding |
| 7 | रोजगार विनिमय केंद्राचा उपयोग करणारे मालक | 18,272 | 17,080 | 14,079 | 6,009 | 42,501 | 48,726 | 51,359 | 53,908 | Employers using Employment Exchanges |

आधार : कौशल्य विकास, रोजगार व उद्योजकता संचालनालय, महाराष्ट्र शासन, नवी मुंबई.

Source:- Directorate of Skill Development, Employment and Entrepreneurship, Govt. of Maharashtra.

26. कामगार आणि सेवायोजन / LABOUR AND EMPLOYMENT
तक्ता क्रमांक / TABLE NO.26.6
उद्योगांच्या प्रकारानुसार रोजगार / Industrywise Employment
(2013-14)

| अ.क्र. Sr.No. | वर्ष Year | शासकीय Government | निम- शासकीय Semi- Government | खाजगी / Private | | | | एकूण Total | एकूण सर्व (3+4+9) Grand Total (3+4+9) |
|------------------|--------------|----------------------|---------------------------------------|--------------------------------|------------------|--|---------------|---------------|--|
| | | | | उद्योग Industrial Sector | व्यापार Trade | वाहतूक आणि दळणवळण Transport and Communication | इतर Others | | |
| (1) | (2) | (3) | (4) | (5) | (6) | (7) | (8) | (9) | (10) |
| 1 | 1970-71 | 8,35,136 | 6,47,759 | 8,97,177 | 70,028 | 7,566 | 1,86,030 | 11,60,801 | 26,43,696 |
| 2 | 1980-81 | 9,34,072 | 9,87,270 | 10,39,256 | 53,460 | 7,579 | 2,60,191 | 13,60,486 | 32,81,828 |
| 3 | 1990-91 | 9,90,367 | 12,91,297 | 9,47,872 | 53,061 | 6,909 | 3,97,649 | 14,05,491 | 36,87,155 |
| 4 | 2000-01 | 9,33,568 | 13,27,468 | 8,67,373 | 56,015 | 16,234 | 4,93,847 | 14,33,469 | 36,94,505 |
| 5 | 2012* | 8,62,445 | 5,69,502 | 10,96,167 | 4,87,141 | 35,849 | 15,45,418 | 31,64,575 | 45,96,522 |
| 6 | 2013* | 9,64,158 | 5,67,603 | 11,45,817 | 5,21,118 | 43,265 | 16,80,363 | 33,90,563 | 49,22,324 |

आधार : कौशल्य विकास, रोजगार व उद्योजकता संचालनालय, महाराष्ट्र शासन, नवी मुंबई.

* Figures are for the calendar year

Source:- Directorate of Skill Development, Employment and Entrepreneurship, Govt. of Maharashtra.

26. कामगार आणि सेवायोजन / LABOUR AND EMPLOYMENT
तक्ता क्रमांक / Table No. 26.7

खाणी, मळे, बंदरे इत्यादी मधील रोजगार / Employment in Mines, Plantation, Harbours, Ports, etc.

| उद्योग गट Industry Groups | खाणी / Mines | | | मळे / Plantations | | | बंदरे / Harbours, Ports | | |
|---------------------------------|-------------------------------|---------------------------------------|--------------------------|-------------------------------|---------------------------------------|--------------------------|-------------------------------|---------------------------------------|--------------------------|
| | सार्वजनिक Public Sector | खाजगी क्षेत्र Private Sector | एकूण क्षेत्र Total | सार्वजनिक Public Sector | खाजगी क्षेत्र Private Sector | एकूण क्षेत्र Total | सार्वजनिक Public Sector | खाजगी क्षेत्र Private Sector | एकूण क्षेत्र Total |
| (1) | (2) | (3) | (4) | (5) | (6) | (7) | (8) | (9) | (10) |
| 1970-71 | 6,263 | 9,502 | 15,765 | -- | -- | -- | 19,540 | 3,921 | 23,461 |
| 1980-81 | 28,020 | 1,935 | 29,955 | 43 | -- | 43 | 3,779 | 948 | 4,727 |
| 1990-91 | 53,045 | 1,377 | 54,422 | 750 | -- | 750 | 7,417 | 853 | 8,270 |
| 2000-01 | 41,882 | 280 | 405 | 145 | 231 | 208 | 9,638 | 724 | 879 |
| 2005-06 | 39,418 | 553 | 39,971 | 65 | 99 | 164 | 8,635 | 2,063 | 10,698 |
| 2007-08 | 1,66,326 | 1,31,397 | 2,97,723 | 20,183 | 7,950 | 24,891 | 5,590 | 81 | 5,641 |
| 2008-09 | 1,68,567 | 1,63,191 | 3,31,558 | 20,370 | 5,976 | 23,016 | 45,199 | 73 | 45,242 |
| 2009-10 | 1,68,567 | 1,63,191 | 3,31,558 | 20,370 | 5,976 | 26,346 | 45,199 | 73 | 45,272 |
| 2012-13 | 27,570 | 3,912 | 31,482 | 1,990 | 4,707 | 6,697 | 1,936 | 2,833 | 4,769 |
| 2013-14 | 27,567 | 3,912 | 31,479 | 1,990 | 4,738 | 6,728 | 3,150 | 2,833 | 5,983 |

आधार : कौशल्य विकास, रोजगार व उद्योजकता संचालनालय, महाराष्ट्र शासन, नवी मुंबई.

Source:- Directorate of Skill Development, Employment and Entrepreneurship, Govt. of Maharashtra.

26. कामगार आणि सेवायोजन / LABOUR AND EMPLOYMENT

तक्ता क्रमांक / TABLE NO. 26. 8

खाजगी आणि सार्वजनिक क्षेत्रातील अंदाजित रोजगार / Estimated Employment in Private and Public Sector
(2013-14)

| अ.क्र. Sr.No. | वर्ष Year | सार्वजनिक क्षेत्र / Public Sector | | | | खाजगी क्षेत्र / Private Sector | | एकूण Total |
|------------------|--------------|--------------------------------------|-----------------------------------|-----------------------------------|-----------------------------------|--------------------------------|---------------|---------------|
| | | केंद्र शासन Central Government | राज्य शासन State Government | निम सरकारी Semi- Government | स्थानिक संस्था Local Bodies | मोठे Large | लहान Small | |
| (1) | (2) | (3) | (4) | (5) | (6) | (7) | (8) | (9) |
| 1 | 1970-71 | 4,30,885 | 4,04,161 | 2,44,570 | 4,03,189 | 10,97,771 | 62,707 | 26,43,283 |
| 2 | 1980-81 | 4,95,884 | 4,38,188 | 4,93,507 | 4,93,763 | 12,92,135 | 68,351 | 32,81,828 |
| 3 | 1990-91 | 4,81,109 | 5,09,258 | 6,91,690 | 5,99,607 | 13,30,084 | 75,407 | 36,87,155 |
| 4 | 2000-01 | 4,21,351 | 5,12,217 | 6,62,180 | 6,65,288 | 13,54,920 | 78,549 | 36,94,505 |
| 5 | 2010* | 3,36,548 | 5,40,275 | 6,15,721 | 6,38,969 | 22,30,249 | 2,39,243 | 46,01,005 |
| 6 | 2011* | 3,27,169 | 5,45,997 | 6,26,683 | 6,48,294 | 25,05,231 | 2,69,825 | 49,23,199 |
| 7 | 2012* | 3,14,172 | 5,47,900 | 5,69,502 | 6,77,018 | 28,16,767 | 3,48,370 | 52,73,729 |
| 8 | 2013* | 3,14,172 | 5,48,273 | 5,69,502 | 6,77,139 | 28,16,352 | 3,48,223 | 52,73,661 |

आधार : कौशल्य विकास, रोजगार व उद्योजकता संचालनालय, महाराष्ट्र शासन, नवी मुंबई.

* Figures are for the calendar year

Source:- Directorate of Skill Development, Employment and Entrepreneurship, Govt. of Maharashtra.

26. कामगार आणि सेवायोजन / LABOUR AND EMPLOYMENT

तक्ता क्रमांक / TABLE NO. 26. 9

राज्य लोकसेवा आयोगाद्वारे जाहिरात दिलेल्या पदांची व शिफारस केलेल्या उमेदवारांची संख्या /
Number of posts advertised and candidates recommended by the State Public Service Commission
(2013-14)

| अ.क्र. Sr.No. | वर्ष Year | सरळ प्रवेश किंवा मुलाखतीद्वारे भरती / राज्य सरकार Direct Recruitment or by interview method / State Government | | | | बृहन्मुंबई महानगरपालिका व बृहन्मुंबई विद्युत पुरवठा व परिवहन मंडळे Municipal Corporation of Brihan Mumbai and Mumbai Electricity supply and transport undertaking | | | | स्पर्धा परिक्षेद्वारे भरती / राज्य सरकार Recruitment by Competitive Examination / State Government | | | |
|------------------|--------------|--|---|--|--|--|---|--|--|--|---|--|--|
| | | जाहिरात दिलेली रिक्त पदे Vacant post advertised | अर्जदारांची संख्या No. of applicants | मुलाखतीला आलेले उमेदवार Candidates interviewed | शिफारस केलेले उमेदवार Candidates recommended | जाहिरात दिलेली रिक्त पदे Vacant post advertised | अर्जदारांची संख्या No. of applicants | मुलाखतीला आलेले उमेदवार Candidates interviewed | शिफारस केलेले उमेदवार Candidates recommended | जाहिरात दिलेली रिक्त पदे Vacant post advertised | अर्जदारांची संख्या No. of applicants | मुलाखतीला आलेले उमेदवार Candidates interviewed | शिफारस केलेले उमेदवार Candidates recommended |
| (1) | (2) | (3) | (4) | (5) | (6) | (7) | (8) | (9) | (10) | (11) | (12) | (13) | (14) |
| 1 | 1970-71 | 445 | 5,626 | 1,326 | 416 | 7 | 156 | 47 | 5 | 1,615 | 23,383 | 592 | 1,733 |
| 2 | 1980-81 | 799 | 7,341 | 2,198 | 549 | 44 | 794 | 236 | 29 | 1,776 | 78,987 | 1,040 | 1,549 |
| 3 | 1990-91 | 1,043 | 20,162 | 2,233 | 626 | 82 | 223 | 154 | 51 | 1,415 | 1,01,316 | 1,092 | 1,260 |
| 4 | 2000-01 | 840 | 27,621 | 3,111 | 1,147 | 1 | - | - | - | 238 | 3,35,530 | 1,944 | 760 |
| 5 | 2010-11 | 1,671 | 34,924 | 4,609 | 1,428 | 47 | 112 | 50 | 19 | 4,029 | 4,77,316 | 4,787 | 1,831 |
| 6 | 2011-12 | 1,286 | 64,838 | 3,715 | 1,196 | 5 | 50 | 20 | 5 | 8,404 | 9,54,491 | 7,320 | 4,571 |
| 7 | 2012-13 | 1,723 | 74,215 | 4,015 | 1,534 | 10 | 84 | 19 | 8 | 4,558 | 8,17,463 | 3,864 | 5,370 |
| 8 | 2013-14 | 751 | 29,246 | 2,061 | 597 | 1 | 4 | 4 | 1 | 6,303 | 7,81,194 | 7,550 | 4,704 |

टिप : (१) स्तंभ २, ६ व १० मधील आकडे लोकसेवा आयोगाने संबंधित वर्षात जाहिरात दिलेल्या पदांचे आहेत

(२) स्तंभ ३ ते ५, ७ ते ९ व ११ ते १३ मधील आकडे वर्षात भरती प्रक्रिया पूर्ण केलेल्यांचे आहेत.

(३) माहिती संकलित करतायाना ज्यांच्या भरतीबद्दलचे निर्णय वर्षअखेर अनिर्णित आहेत, अशांचा समावेश केलेला नाही

Note : (1) Figures under column 2, 6 and 10 relates to those posts which were advertised by the commission in the concerned year

(2) Figures under column 3 to 5, 7 to 9 and 11 to 13 contains the information for which recruitment action was completed during the year.

(3) Those recruitment cases which were incomplete at the end of year have not been taken into account while compiling the information.

आधार / Source : महाराष्ट्र लोकसेवा आयोग, मुंबई./ Maharashtra Public Service Commission, Mumbai.

26. कामगार आणि सेवायोजन / LABOUR AND EMPLOYMENT
तक्ता क्रमांक / TABLE NO. 26. 10
महाराष्ट्रातील औद्योगिक दुखापतींची संख्या / Industrial Injuries in Maharashtra
(2013)

| अ.क्र. Sr.No. (1) | वर्ष Year (2) | प्राणघातक Fatal | | प्राणघातक नसलेले Non-Fatal | | एकूण Total | |
|-------------------------|---------------------|-------------------------|-----------------------------|-------------------------------|-----------------------------|-------------------------|-----------------------------|
| | | संख्या Number (3) | दर Frequency Rate (4) | संख्या Number (5) | दर Frequency Rate (6) | संख्या Number (7) | दर Frequency Rate (8) |
| 1 | 1970-71 | 108 | N.A. | 51,989 | N.A. | 52,097 | N.A. |
| 2 | 1980-81 | 133 | 0.04 | 85,898 | 27.54 | 86,031 | 27.58 |
| 3 | 1990-91 | 151 | 0.04 | 31,069 | 9.86 | 31,220 | 9.90 |
| 4 | 2000 | 173 | 0.06 | 11,831 | 4.31 | 12,004 | 4.37 |
| 5 | 2010 | 225 | N.A. | 2,540 | 0.77 | 2,565 | # |
| 6 | 2011 | 183 | N.A. | 2,266 | 0.63 | 2,449 | # |
| 7 | 2012 | 215 | 256.9 | 2,333 | 0.46 | 2,548 | # |
| 8 | 2013 | 199 | 221.1 | 2,013 | 0.37 | 2,212 | # |

टिप / Note : N.A उपलब्ध नाही / Not available

लागू नाही / Not applicable

आधार : औद्योगिक सुरक्षा व आरोग्य संचालनालय, महाराष्ट्र शासन, मुंबई.

Source:- Directorate of Industrial Safety and Health, Govt. of Maharashtra, Mumbai.

26. कामगार आणि सेवायोजन / LABOUR AND EMPLOYMENT

तक्ता क्रमांक / TABLE NO. 26. 11

अपघात झालेल्या कामगारांची संख्या व त्यांना भरपाईपोटी दिलेली रक्कम / Number of workers who were involved in accidents and compensation paid to them (2013-14)

| अ.क्र. Sr.No. | वर्ग | कारखान्यांची संख्या No. of Factories | कामावरील कामगारांची दैनिक सरासरी Average number of workers employed per day | | वर्षभरात ज्यांना अंतिम भरपाई दिली अशी प्रकरणे / दुखापतीची प्रकरणे Number of cases/injuries in which case final compensation was paid during the year | | | भरपाईपोटी दिलेली रक्कम (हजार रुपये) Amount of compensation paid (Thousand Rs.) | | | Category |
|------------------|-----------------------|---|--|----------------------|---|--|---|--|--|---|------------------------------|
| | | | (प्रौढ) (Adult) | (बालके) (Minors) | मृत्यु Death | कायम अपंगत्व Permanent disablement | तात्पुरते अपंगत्व Temporary disablement | मृत्यु Death | कायम अपंगत्व Permanent disablement | तात्पुरते अपंगत्व Temporary disablement | |
| (1) | (2) | (3) | (4) | (5) | (6) | (7) | (8) | (9) | (10) | (11) | (2) |
| 1 | कारखाने | 42 | 24,918.01 | 0 | 0 | 36,960.04 | 1,56,027.75 | 0 | 80,741 | 1,47,750 | Factories |
| 2 | खाणी | 1 | 1 | 0 | 0 | 0 | 0 | 0 | 0 | 0 | Mines |
| 3 | बसेस | 3 | 9,136 | 0 | 14 | 5 | 1 | 86,62,009 | 12,48,101 | 96,865 | Buses |
| 4 | गोदी व बंदरे | 3 | 4,065 | 0 | 0 | 0 | 0 | 8,67,640 | 0 | 0 | Docks and Ports |
| 5 | इमारत व बांधकाम | 23 | 27,085 | 0 | 2 | 14,84,162 | 28 | 0 | 15,25,524.25 | 0 | Building and construction |
| 6 | नगरपालिका | 0 | 0 | 0 | 0 | 0 | 0 | 0 | 0 | 0 | Municipalities |
| 7 | बंब | 0 | 0 | 0 | 0 | 0 | 0 | 0 | 0 | 0 | Fire Brigade |
| 8 | स्फोटके | 0 | 2,365.69 | 0 | 1 | 0 | 0 | 5,75,000 | 0 | 0 | Explosive |
| 9 | विद्युत पुरवठा संस्था | 0 | 9,846 | 0 | 2 | 0 | 4 | 11,69,400 | 0 | 5,948 | Electricity-supply companies |
| 10 | चित्रपट कंपनी | 0 | 0 | 0 | 0 | 0 | 0 | 0 | 0 | 0 | Cinema film manfg. companies |
| 10 | रेल्वे | 0 | 0 | 0 | 0 | 0 | 0 | 0 | 0 | 0 | Railways |
| 11 | डाक व तारखाते | 0 | 0 | 0 | 0 | 0 | 0 | 0 | 0 | 0 | Posts and Telegraphs Deptt. |
| एकूण | | 72 | 77,416.7 | 0 | 19 | 15,21,127.04 | 1,56,060.75 | 1,12,74,049 | 28,54,366.25 | 2,50,563 | Total |

आधार : श्रमिक भरपाई आयुक्त, महाराष्ट्र शासन, मुंबई

Source: Commissioner for workmen's compensation, Govt. of Maharashtra, Mumbai

26. कामगार आणि सेवायोजन / LABOUR AND EMPLOYMENT

तक्ता क्रमांक / TABLE NO.26.12

उद्योगानुसार संप आणि टाळेबंदीची संख्या / Industrywise number of Strikes and Lockouts
(2013-14)

| उद्योग | काम थांबणा-या प्रकारांची संख्या | | गुंतलेल्या कामगारांची | वाया गेलेले एकूण | |
|---------------|---------------------------------|----------|-----------------------|-------------------------|---------------|
| | Number of work stoppages | | संख्या | मानुष्य दिवसांची संख्या | Industry |
| | संप | टाळेबंदी | Number of workers | Number of mandays | |
| | Strikes | Lockouts | involved | lost | |
| (2) | (3) | (4) | (5) | (6) | (2) |
| वस्त्रनिर्माण | 1 | 1 | 885 | 1,12,785 | Textile |
| अभियांत्रिकी | 4 | N.A. | 3,114 | 12,02,738 | Engineering |
| रासायनिक | N.A. | N.A. | N.A. | N.A. | Chemical |
| संकीर्ण | 6 | 6 | 4,993 | 11,34,478 | Miscellaneous |
| एकूण | 11 | 7 | 8,992 | 24,50,001 | Total |

टिप / Note : N.A उपलब्ध नाही / Not available

आधार : कामगार आयुक्त, महाराष्ट्र शासन, मुंबई.

Source:- Office of the Labour Commissioner, Govt. of Maharashtra, Mumbai.

26. कामगार आणि सेवायोजन / LABOUR AND EMPLOYMENT
तक्ता क्रमांक / TABLE NO. 26. 13
औद्योगिक तंटे / Industrial Disputes
(2013-14)

| वर्ष आणि महिने Year and Months | कापड गिरण्या / Textiles | | | | यंत्रोत्पादक कारखाने / Engineering | | | | संकीर्ण / Miscellaneous | | | | एकूण / Total | | | |
|-----------------------------------|---------------------------------------|---|--------------------------|---|---------------------------------------|---|--------------------------|---|---------------------------------------|---|--------------------------|---|---------------------------------------|---|--------------------------|---|
| | संपाची संख्या No. of Strikes | संपावरील कामगारांची संख्या No. of workers involved | | वाया गेलेले मनुष्यदिवस (संख्या) No. of man days lost | संपाची संख्या No. of Strikes | संपावरील कामगारांची संख्या No. of workers involved | | वाया गेलेले मनुष्यदिवस (संख्या) No. of man days lost | संपाची संख्या No. of Strikes | संपावरील कामगारांची संख्या No. of workers involved | | वाया गेलेले मनुष्यदिवस (संख्या) No. of man days lost | संपाची संख्या No. of Strikes | संपावरील कामगारांची संख्या No. of workers involved | | वाया गेलेले मनुष्यदिवस (संख्या) No. of man days lost |
| | | प्रत्यक्ष Directly | अप्रत्यक्ष Indirectly | | | प्रत्यक्ष Directly | अप्रत्यक्ष Indirectly | | | प्रत्यक्ष Directly | अप्रत्यक्ष Indirectly | | | प्रत्यक्ष Directly | अप्रत्यक्ष Indirectly | |
| | | | | | | | | | | | | | | | | |
| (1) | (2) | (3) | (4) | (5) | (6) | (7) | (8) | (9) | (10) | (11) | (12) | (13) | (14) | (15) | (16) | (17) |
| 1960 | 37 | 1,00,469 | 5,877 | 1,63,833 | 49 | 32,265 | - | 1,87,992 | 176 | 1,34,219 | 3,607 | 6,49,628 | 262 | 2,66,953 | 9,484 | 10,01,453 |
| 1970 | 102 | 1,69,990 | 6,959 | 6,19,684 | 222 | 52,663 | 4,542 | 6,19,929 | 344 | 1,26,382 | 1,856 | 10,12,102 | 668 | 34,90,351 | 13,357 | 22,51,715 |
| 1980 | 62 | 60,946 | 5,590 | 2,25,794 | 101 | 31,049 | 688 | 20,00,134 | 165 | 55,769 | 1,000 | 27,11,130 | 331 | 1,47,764 | 7,278 | 49,37,058 |
| 1990 | 13 | 11,741 | 10 | 23,55,923 | 69 | 13,362 | 520 | 14,09,316 | 41 | 9,399 | 422 | 11,68,935 | 123 | 34,502 | 952 | 49,34,174 |
| 2010 | 5 | 1,922 | | 3,48,753 | 6 | 1,177 | | 2,12,256 | 7 | 2,603 | | 2,17,444 | 14 | 4,186 | | 7,33,241 |
| 2011 | - | - | - | - | 2 | 1,100 | - | 42,042 | 3 | 540 | - | 53,096 | 4 | 1,184 | - | 95,138 |
| 2012 | 2 | 632 | | 63,643 | 2 | 402 | | 24,640 | 3 | 1,910 | - | 1,47,563 | 5 | 2,312 | - | 2,35,846 |
| एप्रिल / April 2013 | - | - | - | - | 1 | 1,613 | - | 19,356 | - | - | - | - | 1 | 1,613 | - | 19,356 |
| मे / May 2013 | - | - | - | - | - | - | - | - | 2 | 582 | - | 37,550 | 2 | 582 | - | 37,550 |
| जून / June 2013 | - | - | - | - | - | - | - | - | 1 | 580 | - | 23,050 | 1 | 280 | - | 23,050 |
| जुलै / July 2013 | - | - | - | - | 2 | 1,304 | - | 35,208 | - | - | - | - | 2 | 1,304 | - | 35,208 |
| ऑगस्ट / Aug. 2013 | - | - | - | - | - | - | - | - | 1 | 360 | - | 20,332 | 1 | 360 | - | 20,332 |
| सप्टेंबर / Sept. 2013 | - | - | - | - | 1 | 197 | - | 4,925 | 1 | 395 | - | 29,425 | 2 | 592 | - | 34,350 |
| ऑक्टोबर / Oct. 2013 | 1 | 195 | - | 5,265 | - | - | - | - | - | - | - | - | 1 | 195 | - | 5,265 |
| नोव्हेंबर / Nov. 2013 | - | - | - | - | - | - | - | - | - | - | - | - | - | - | - | - |
| डिसेंबर / Dec. 2013 | - | - | - | - | - | - | - | - | - | - | - | - | - | - | - | - |
| जानेवारी / Jan. 2014 | - | - | - | - | - | - | - | - | 1 | 1,700 | - | 19,472 | 1 | 1,700 | - | 19,472 |
| फेब्रुवारी / Feb. 2014 | - | - | - | - | - | - | - | - | - | - | - | - | - | - | - | - |
| मार्च / March 2014 | - | - | - | - | - | - | - | - | - | - | - | - | - | - | - | - |
| Total | 1 | 195 | 0 | 5,265 | 4 | 3,114 | 0 | 59,489 | 6 | 3,617 | 0 | 1,29,829 | 11 | 6,626 | 0 | 1,94,583 |

आधार : कामगार आयुक्त, महाराष्ट्र शासन, मुंबई./ Source:- Office of the Labour Commissioner, Govt. of Maharashtra, Mumbai..

26. कामगार आणि सेवायोजन / LABOUR AND EMPLOYMENT
तक्ता क्रमांक / TABLE NO.26.14

सभासद संख्येनुसार कामगार संघटना / Distribution of Trade Unions According to their membership size
(2013-14)

| अ.क्र. Sr.No. | सभासदांचा गट | कामगार संघटनांची एकूण संख्या | विवरणपत्र सादर करणा-या कामगार संघटना | स्तंभ ४ ची स्तंभ ३ शी टक्केवारी | सभासद (संख्या) | संघटना |
|------------------|----------------------------------|---------------------------------|---|------------------------------------|------------------|-------------------------------|
| (1) | (2) | Total Number of Trade Unions | Number of Trade Unions submitting the returns | Percentage of Col.4 to Col.3 | Membership (No.) | Group of Members |
| (1) | (2) | (3) | (4) | (5) | (6) | (2) |
| 1 | ५० पेक्षा कमी | 41 | 38 | 92.68 | 2,435 | Below 50 |
| 2 | ५० किंवा अधिक पण ३०० ह्या कमी | 71 | 54 | 76.06 | 9,720 | 50 and above but below 300 |
| 3 | ३०० आणि अधिक | 6 | 2 | 33.33 | 2,537 | 300 and above |
| | एकूण - सर्व गट | 118 | 94 | 79.66 | 14,692 | Total - All Groups |

आधार : कामगार आयुक्त, महाराष्ट्र शासन, मुंबई.

Source:- Office of the Labour Commissioner, Govt. of Maharashtra, Mumbai.

26. कामगार आणि सेवायोजन / LABOUR AND EMPLOYMENT

तक्ता क्रमांक / TABLE NO. 26.15

कारखान्यांत काम करणा-या स्त्रियांची संख्या व त्यांना दिलेले प्रसूतीविषयक फायदे /
Yearwise Number of Female Workers Employed in Factories and Maternity benefits given
(2013-14)

| अ.क्र. Sr.No. | माहिती | 1960-61 | 1970-71 | 1980-81 | 1990-91 | 2001-02 | 2013-14 | Particulars |
|------------------|--|---------|---------|----------|-----------|-----------|--------------|---|
| (1) | (2) | (3) | (4) | (5) | (6) | (7) | (8) | (2) |
| 1 | संस्थांसाठीचे प्रसूतीविषयक फायदे उपलब्ध असलेल्या संस्थांची संख्या | 1,498 | 2,300 | 3,704 | 561 | 778 | 24,474 | No. of Establishments covered by the Establishment maternity benefits etc. |
| 2 | विवरणपत्र सादर करणा-या संस्थांची संख्या | 1,072 | 623 | 2,192 | 474 | 555 | 4,305 | No. of Establishment making returns |
| 3 | विवरणपत्र सादर करणा-या संस्थातील काम करणा-या स्त्रियांची सरासरी दैनिक संख्या | 32,513 | 7,798 | 25,629 | 10,957 | 11,322 | 60,010 | Average daily number of women employed in establishments making returns |
| 4 | वर्षातील प्रसूती विषयक फायद्याची मागणी करणा-या स्त्रियांची संख्या | 493 | 171 | 425 | 283 | 321 | 4,782 | Number of women who claimed maternity benefit during the year |
| 5 | पूर्ण किंवा अर्ध्या मागण्या मान्य करून अदा करण्यात आलेल्या मागण्यांची संख्या | 493 | 147 | 234 | 282 | 29,142 | 67,956 | Number of claims accepted and paid either fully or partly |
| 6 | बोनससहित प्रसूतीच्या फायद्यासह देण्यात आलेली एकूण रक्कम (₹) | 14,367 | 77,158 | 4,60,401 | 13,01,875 | 44,87,496 | 45,92,45,647 | Total amount of maternity benefit paid (including bonus) (₹) |
| 7 | प्रसूती पूर्व स्थितीचे लाभ घेऊन काम करणा-या स्त्रियांच्या प्रकरणांची संख्या | - | - | - | - | - | 1,262 | No. of cases in which women employed fully maternity benefits prior to confinements |
| 8 | देण्यात आलेली सरासरी रक्कम (₹) | - | 648 | 6,752 | - | - | - | Average amount paid (₹) |

आधार : मुख्य निरीक्षक कारखाने, कारखाने निरीक्षण कार्यालय, मुंबई

Source:- Chief Inspector of Factories , Mumbai.

26. कामगार आणि सेवायोजन / LABOUR AND EMPLOYMENT

तक्ता क्रमांक / TABLE NO. 26. 16

सुती कापड उद्योग व यंत्रोत्पादन कारखान्यांतील निवडक केंद्रातील गैरहजेरी / Absenteeism in Cotton Textile and Engineering Industries at Selected Centres
(2013)

| वर्ष आणि महिने Year and Months | सुती कापड उद्योग / Cotton Textile Industry | | | | | | | रसायने व रासायनिक पदार्थांचे उत्पादन Chemical and Chemical Products | | | (टक्केवारी / Percentage) धातुचे उत्पादन Metal products | |
|-----------------------------------|--|---------|---------|------------|--------|--------|---------------|--|-------|-------|--|--------|
| | मुंबई | जळगाव | सोलापूर | औरंगाबाद | नांदेड | नागपूर | इतर केंद्र | मुंबई | ठाणे | पुणे | मुंबई | रायगड |
| | Mumbai | Jalgaon | Solapur | Aurangabad | Nanded | Nagpur | Other Centres | Mumbai | Thane | Pune | Mumbai | Raigad |
| (1) | (2) | (3) | (4) | (5) | (6) | (7) | (8) | (10) | (11) | (12) | (13) | (14) |
| 1965 | 19.26 | 14.07 | 15.01 | - | 13.87 | 21.38 | 12.81 | N.A. | N.A. | N.A. | N.A. | N.A. |
| 1970 | 19.23 | 11.50 | 25.40 | 15.89 | 32.63 | 21.24 | 15.30 | - | - | - | - | - |
| 1980 | 24.04 | 22.07 | 37.71 | 15.95 | 27.73 | 19.54 | 22.59 | 18.14 | 17.06 | 13.41 | 16.30 | 13.97 |
| 1990 | 17.99 | 18.38 | 17.41 | 20.59 | 34.85 | 25.17 | 22.94 | 19.96 | 19.11 | - | 20.69 | 15.44 |
| 1995 | 17.26 | 21.40 | 20.64 | 10.18 | 24.01 | 24.42 | 22.22 | 18.46 | 15.84 | - | 16.78 | - |
| 2012 | 13.00 | 0.00 | 8.00 | 0.00 | 0.00 | 0.00 | 0.00 | 0.00 | 0.00 | 0.00 | 0.00 | 0.00 |
| 2013 | 18.25 | 0.00 | 21.58 | 0.00 | 0.00 | 0.00 | 4.67 | 0.00 | 0.00 | 0.00 | 0.00 | 0.00 |
| जानेवारी / January | 2013 | 16.00 | 0.00 | 22.00 | 0.00 | 0.00 | 0.00 | 0.00 | 0.00 | 0.00 | 0.00 | 0.00 |
| फेब्रुवारी / February | 2013 | 15.00 | 0.00 | 24.00 | 0.00 | 0.00 | 0.00 | 0.00 | 0.00 | 0.00 | 0.00 | 0.00 |
| मार्च / March | 2013 | 13.00 | 0.00 | 24.00 | 0.00 | 0.00 | 0.00 | 0.00 | 0.00 | 0.00 | 0.00 | 0.00 |
| एप्रिल / April | 2013 | 20.00 | 0.00 | 26.00 | 0.00 | 0.00 | 0.00 | 0.00 | 0.00 | 0.00 | 0.00 | 0.00 |
| मे / May | 2013 | 28.00 | 0.00 | 28.00 | 0.00 | 0.00 | 0.00 | 0.00 | 0.00 | 0.00 | 0.00 | 0.00 |
| जून / June | 2013 | 19.00 | 0.00 | 25.00 | 0.00 | 0.00 | 0.00 | 0.00 | 0.00 | 0.00 | 0.00 | 0.00 |
| जुलै / July | 2013 | 33.00 | 0.00 | 22.00 | 0.00 | 0.00 | 0.00 | 0.00 | 0.00 | 0.00 | 0.00 | 0.00 |
| ऑगस्ट / August | 2013 | 10.00 | 0.00 | 0.00 | 0.00 | 0.00 | 0.00 | 0.00 | 0.00 | 0.00 | 0.00 | 0.00 |
| सप्टेंबर / September | 2013 | 19.00 | 0.00 | 22.00 | 0.00 | 0.00 | 0.00 | 0.00 | 0.00 | 0.00 | 0.00 | 0.00 |
| ऑक्टोबर / October | 2013 | 16.00 | 0.00 | 22.00 | 0.00 | 0.00 | 0.00 | 26.00 | 0.00 | 0.00 | 0.00 | 0.00 |
| नोव्हेंबर / November | 2013 | 14.00 | 0.00 | 22.00 | 0.00 | 0.00 | 0.00 | 30.00 | 0.00 | 0.00 | 0.00 | 0.00 |
| डिसेंबर / December | 2013 | 16.00 | 0.00 | 22.00 | 0.00 | 0.00 | 0.00 | 0.00 | 0.00 | 0.00 | 0.00 | 0.00 |

तक्ता क मांक / Table No. 26. 16 - Contd...

| वर्ष आणि महिने Year and Months | विद्युत यंत्र सामग्री व्यतिरिक्त यंत्र सामग्री Machinery except electrical machinery | | | | | विद्युत सामग्री Electrical machinery | | परिवहन सामग्री Transport equipment | | | पेट्रोलियम व दगडी कोळसा या पदार्थांचे उत्पादन Petroleum and coal products |
|-----------------------------------|---|-------|--------|---------|-----------|---|-------|---------------------------------------|-------|-------|---|
| | मुंबई | पुणे | सातारा | सोलापूर | कोल्हापूर | मुंबई | पुणे | मुंबई | ठाणे | पुणे | मुंबई |
| | Mumbai | Pune | Satara | Solapur | Kolhapur | Mumbai | Pune | Mumbai | Thane | Pune | Mumbai |
| (1) | (15) | (16) | (17) | (18) | (19) | (20) | (21) | (22) | (23) | (24) | (25) |
| 1965 | N.A. | N.A. | N.A. | N.A. | N.A. | N.A. | N.A. | N.A. | N.A. | N.A. | N.A. |
| 1970 | N.A. | N.A. | N.A. | N.A. | N.A. | N.A. | N.A. | N.A. | N.A. | N.A. | N.A. |
| 1980 | 16.13 | 14.04 | 12.11 | 16.04 | 10.93 | 15.91 | 14.68 | 22.48 | 13.31 | N.A. | N.A. |
| 1990 | 16.35 | 14.87 | 10.92 | 14.62 | 10.56 | 13.64 | 13.42 | 23.13 | 15.41 | 11.18 | N.A. |
| 1995 | 18.24 | 13.86 | .. | 9.56 | 10.62 | 15.76 | .. | 22.64 | 13.32 | 9.67 | N.A. |
| 2012 | 13.00 | 0.00 | 0.00 | 0.00 | 0.00 | 0.00 | 0.00 | 5.17 | 0.00 | 0.00 | 0.00 |
| 2013 | 16.17 | 0.00 | 0.00 | 0.00 | 0.00 | 0.00 | 0.00 | 0.00 | 0.00 | 0.00 | 0.00 |
| जानेवारी / January | 2013 | 17.00 | 0.00 | 0.00 | 0.00 | 0.00 | 0.00 | 0.00 | 0.00 | 0.00 | 0.00 |
| फेब्रुवारी / February | 2013 | 13.00 | 0.00 | 0.00 | 0.00 | 0.00 | 0.00 | 0.00 | 0.00 | 0.00 | 0.00 |
| मार्च / March | 2013 | 16.00 | 0.00 | 0.00 | 0.00 | 0.00 | 0.00 | 0.00 | 0.00 | 0.00 | 0.00 |
| एप्रिल / April | 2013 | 13.00 | 0.00 | 0.00 | 0.00 | 0.00 | 0.00 | 0.00 | 0.00 | 0.00 | 0.00 |
| मे / May | 2013 | 24.00 | 0.00 | 0.00 | 0.00 | 0.00 | 0.00 | 0.00 | 0.00 | 0.00 | 0.00 |
| जून / June | 2013 | 13.00 | 0.00 | 0.00 | 0.00 | 0.00 | 0.00 | 0.00 | 0.00 | 0.00 | 0.00 |
| जुलै / July | 2013 | 10.00 | 0.00 | 0.00 | 0.00 | 0.00 | 0.00 | 0.00 | 0.00 | 0.00 | 0.00 |
| ऑगस्ट / August | 2013 | 11.00 | 0.00 | 0.00 | 0.00 | 0.00 | 0.00 | 0.00 | 0.00 | 0.00 | 0.00 |
| सप्टेंबर / September | 2013 | 13.00 | 0.00 | 0.00 | 0.00 | 0.00 | 0.00 | 0.00 | 0.00 | 0.00 | 0.00 |
| ऑक्टोबर / October | 2013 | 13.00 | 0.00 | 0.00 | 0.00 | 0.00 | 0.00 | 0.00 | 0.00 | 0.00 | 0.00 |
| नोव्हेंबर / November | 2013 | 29.00 | 0.00 | 0.00 | 0.00 | 0.00 | 0.00 | 0.00 | 0.00 | 0.00 | 0.00 |
| डिसेंबर / December | 2013 | 22.00 | 0.00 | 0.00 | 0.00 | 0.00 | 0.00 | 0.00 | 0.00 | 0.00 | 0.00 |

टिप : N.A. -- उपलब्ध नाही / Not Available

आधार : कामगार आयुक्त, महाराष्ट्र शासन, मुंबई. / Source:- Commissioner of Labour, Govt. of Maharashtra, Mumbai.

26. कामगार आणि सेवायोजन / LABOUR AND EMPLOYMENT
तक्ता क्रमांक / TABLE NO.26.17
श्रमिक नुकसान भरपाई कायदा, १९२३ खालील प्रकरणे /
Cases Decided Under Workmen's Compensation Act, 1923
(2013-14)

| अ.क्र. Sr.No. | जिल्हे (2) | लढविलेली प्रकरणे Contested Cases (3) | न लढविलेली प्रकरणे Non-contested Cases (4) | समझोता झालेली प्रकरणे Cases of Agreements (5) | Districts (2) |
|------------------|-------------------------|--|--|---|--------------------------|
| 1 | मुंबई शहर | | | | Mumbai City |
| 2 | मुंबई उपनगर | N.A | N.A | 29 | Mumbai Suburban |
| 3 | ठाणे | N.A | N.A | N.A | Thane |
| 4 | रायगड | 17 | 42 | 3 | Raigad |
| 5 | रत्नागिरी | N.A | N.A | N.A | Ratnagiri |
| 6 | सिंधुदुर्ग | N.A | 1 | 1 | Sindhudurg |
| 7 | नाशिक | N.A | N.A | N.A | Nashik |
| 8 | धुळे | 61 | 26 | N.A | Dhule |
| 9 | नंदुरबार | N.A | N.A | N.A | Nandurbar |
| 10 | जळगाव | 38 | 55 | N.A | Jalgaon |
| 11 | अहमदनगर | 58 | 84 | N.A | Ahmednagar |
| 12 | पुणे | N.A | N.A | N.A | Pune |
| 13 | सातारा | N.A | N.A | 5 | Satara |
| 14 | सांगली | 3 | 14 | N.A | Sangli |
| 15 | सोलापूर | 13 | 61 | N.A | Solapur |
| 16 | कोल्हापूर | N.A | 40 | 22 | Kolhapur |
| 17 | औरंगाबाद | N.A | N.A | N.A | Aurangabad |
| 18 | जालना | 22 | 24 | N.A | Jalna |
| 19 | परभणी | N.A | N.A | N.A | Parbhani |
| 20 | हिंगोली | N.A | N.A | N.A | Hingoli |
| 21 | बीड | 10 | 20 | N.A | Beed |
| 22 | नांदेड | N.A | N.A | N.A | Nanded |
| 23 | उस्मानाबाद | N.A | 7 | 80 | Osmanabad |
| 24 | लातूर | N.A | N.A | N.A | Latur |
| 25 | बुलढाणा | N.A | 16 | N.A | Buldhana |
| 26 | अकोला | N.A | 43 | N.A | Akola |
| 27 | वाशिम | N.A | N.A | N.A | Washim |
| 28 | अमरावती | N.A | N.A | N.A | Amravati |
| 29 | यवतमाळ | 11 | 26 | N.A | Yavatmal |
| 30 | वर्धा | N.A | 11 | N.A | Wardha |
| 31 | नागपूर | N.A | N.A | N.A | Nagpur |
| 32 | भंडारा | N.A | 1 | 2 | Bhandara |
| 33 | गोंदिया | N.A | N.A | N.A | Gondiya |
| 34 | चंद्रपूर | 6 | 14 | N.A | Chandrapur |
| 35 | गडचिरोली | 1 | 4 | N.A | Gadchiroli |
| 36 | माजलगाव | N.A | N.A | N.A | Majalgaon |
| 37 | आंबेजोगाई | N.A | 7 | N.A | Ambejogai |
| | महाराष्ट्र राज्य | 240 | 496 | 142 | Maharashtra State |

टिप : N.A. -- उपलब्ध नाही / Not Available

आधार :- श्रमिक भरपाई आयुक्त यांचे कार्यालय, महाराष्ट्र शासन, मुंबई.

Source:- Office of the Commissioner for Workmen's Compensation, Govt. of Maharashtra, Mumbai.

26. कामगार आणि सेवायोजन / LABOUR AND EMPLOYMENT

तक्ता क्रमांक / TABLE NO. 26. 18

महाराष्ट्र राज्यातील शासकीय, जिल्हा परिषद व नगर परिषद कार्यालयांतील कर्मचाऱ्यांची संख्या /

Number of Employees in State Government, Zilla Parishad and Municipal Council Offices in Maharashtra State

| | | वर्ष / Year | | | | | | | | |
|------------------|---------------------|------------------|------------------|------------------|------------------|------------------|--------------------|--------------------|--------------------|-------------------------------|
| अ.क्र. Sr.No. | संख्या | 1981 (1-4-81) | 1991 (1-4-85) | 2000 (1-4-90) | 2001 (1-4-91) | 2002 (1-7-95) | 2003 (1-7-2000) | 2007 (1-7-2007) | 2008 (1-7-2008) | Institute |
| (1) | (2) | (3) | (4) | (5) | (6) | (7) | (8) | (9) | (10) | (2) |
| 1 | शासकीय | | | | | | | | | 1. Government- |
| | भरलेली पदे | 5,00,542 | 6,99,998 | 6,22,850 | 603,066 | 5,89,683 | 5,81,792 | 5,81,045 | 5,93,217 | Filled - in posts |
| | रिक्त पदे | 33,316 | 50,402 | 87,952 | 92,804 | 1,02,582 | 1,06,295 | 1,40,580 | 1,32,911 | Vacant posts |
| | एकूण पदे | 5,33,858 | 7,23,537 | 7,10,802 | 695,870 | 6,92,265 | 6,88,087 | 7,21,625 | 7,26,128 | Total Posts |
| 2 | जिल्हा परिषद | | | | | | | | | 2. Zilla Parishad- |
| | भरलेली पदे | 2,64,313 | 3,49,447 | 4,53,867 | 450,940 | 4,61,411 | 4,39,456 | 4,56,973 | 4,68,040 | Filled - in posts |
| | रिक्त पदे | 12,642 | 15,997 | 48,094 | 56,042 | 52,473 | 50,703 | 39,227 | 40,393 | Vacant posts |
| | एकूण पदे | 2,76,955 | 3,65,444 | 5,01,961 | 506,982 | 5,13,884 | 4,90,159 | 4,96,200 | 5,08,433 | Total Posts |
| 3 | नगर परिषद | | | | | | | | | 3. Municipal Councils- |
| | भरलेली पदे | 73,441 | 75,213 | 79,408 | 77,666 | 67,016 | 58,506 | 52,422 | 52,420 | Filled - in posts |
| | रिक्त पदे | 3,414 | 2,702 | 9,402 | 9,527 | 8,928 | 7,952 | 6,681 | 5,901 | Vacant posts |
| | एकूण पदे | 76,855 | 77,915 | 88,810 | 87,193 | 75,944 | 66,458 | 59,103 | 58,321 | Total Posts |

आधार:- अर्थ व सांख्यिकी संचालनालय, महाराष्ट्र शासन, मुंबई.

Source:- Directorate of Economics and Statistics, Government of Maharashtra, Mumbai.

26. कामगार आणि सेवायोजन / LABOUR AND EMPLOYMENT

तक्ता क्रमांक / TABLE NO. 26. 19

राज्य शासकीय, जिल्हा परिषद व नगर परिषद कार्यालयांतील जिल्हावार स्त्री-पुरुष कर्मचारी (रिक्त पदे वगळून) /
Districtwise Number of Employees by gender in State Government, Zilla Parishad and Municipal Councils
(Excluding Vacant Posts)

कर्मचारी गणना-२००८ / Census of Employees - 2008

| अ.क्र. Sr.No. | जिल्हे (2) | शासकीय State Government | | जिल्हा परिषद Zilla Parishad | | नगर परिषद Municipal Councils | | Districts (2) |
|------------------|-------------------------|----------------------------|----------------------------|--------------------------------|----------------------------|---------------------------------|----------------------------|--------------------------|
| | | पुरुष Males (3) | स्त्रिया Females (4) | पुरुष Males (5) | स्त्रिया Females (6) | पुरुष Males (7) | स्त्रिया Females (8) | |
| 1 | बृहन्मुंबई | 81,425 | 26,017 | -- | -- | -- | -- | Brihan Mumbai |
| 2 | ठाणे | 29,804 | 9,292 | 8,299 | 14,156 | 2,030 | 624 | Thane |
| 3 | रायगड | 9,624 | 1,493 | 6,949 | 8,288 | 1,753 | 776 | Raigad |
| 4 | रत्नागिरी | 8,299 | 1,244 | 7,702 | 8,116 | 750 | 223 | Ratnagiri |
| 5 | सिंधुदुर्ग | 4,829 | 851 | 4,219 | 5,239 | 262 | 47 | Sindhudurg |
| 6 | नाशिक | 23,038 | 4,142 | 11,604 | 13,715 | 1,205 | 395 | Nashik |
| 7 | धुळे | 9,426 | 1,254 | 3,713 | 4,782 | 579 | 120 | Dhule |
| 8 | नंदुरबार | 6,017 | 828 | 4,015 | 5,454 | 758 | 262 | Nandurbar |
| 9 | जळगाव | 14,030 | 1,919 | 9,555 | 10,125 | 2,680 | 748 | Jalgaon |
| 10 | अहमदनगर | 16,487 | 2,046 | 10,426 | 13,896 | 1,569 | 560 | Ahmednagar |
| 11 | पुणे | 39,570 | 10,186 | 9,765 | 15,159 | 1,360 | 601 | Pune |
| 12 | सातारा | 12,002 | 1,709 | 8,815 | 11,914 | 1,633 | 483 | Satara |
| 13 | सांगली | 9,135 | 1,687 | 6,643 | 8,322 | 546 | 149 | Sangli |
| 14 | सोलापूर | 13,046 | 2,573 | 9,986 | 9,368 | 1,495 | 532 | Solapur |
| 15 | कोल्हापूर | 13,380 | 2,546 | 8,502 | 8,109 | 2,061 | 875 | Kolhapur |
| 16 | औरंगाबाद | 18,813 | 3,371 | 6,274 | 5,926 | 589 | 194 | Aurangabad |
| 17 | जालना | 7,372 | 802 | 5,848 | 4,527 | 691 | 198 | Jalna |
| 18 | परभणी | 6,801 | 692 | 5,357 | 3,927 | 1,456 | 542 | Parbhani |
| 19 | हिंगोली | 5,358 | 325 | 3,844 | 2,817 | 303 | 94 | Hingoli |
| 20 | बीड | 10,417 | 1,847 | 8,877 | 7,312 | 1,210 | 315 | Beed |
| 21 | नांदेड | 14,770 | 1,905 | 10,518 | 7,728 | 696 | 212 | Nanded |
| 22 | उस्मानाबाद | 6,642 | 835 | 6,523 | 5,209 | 800 | 428 | Osmanabad |
| 23 | लातूर | 9,154 | 1,399 | 7,135 | 5,902 | 1,311 | 379 | Latur |
| 24 | बुलढाणा | 9,405 | 1,433 | 8,807 | 6,057 | 2,206 | 585 | Buldhana |
| 25 | अकोला | 8,853 | 1,507 | 4,610 | 4,220 | 739 | 224 | Akola |
| 26 | वाशिम | 4,602 | 374 | 3,774 | 2,971 | 786 | 254 | Washim |
| 27 | अमरावती | 16,006 | 2,968 | 5,206 | 6,308 | 1,586 | 465 | Amravati |
| 28 | यवतमाळ | 12,031 | 1,770 | 9,067 | 8,013 | 1,641 | 638 | Yavatmal |
| 29 | वर्धा | 6,780 | 1,074 | 3,729 | 4,011 | 1,300 | 588 | Wardha |
| 30 | नागपूर | 30,666 | 7,998 | 5,640 | 6,994 | 1,382 | 675 | Nagpur |
| 31 | भंडारा | 5,879 | 1,097 | 3,830 | 3,838 | 683 | 275 | Bhandara |
| 32 | गोंदिया | 6,390 | 801 | 4,821 | 4,211 | 766 | 321 | Gondiya |
| 33 | चंद्रपूर | 11,180 | 2,008 | 7,076 | 7,141 | 1,674 | 842 | Chandrapur |
| 34 | गडचिरोली | 10,690 | 1,271 | 5,746 | 7,410 | 222 | 74 | Gadchiroli |
| 35 | दिल्ली | 22 | 4 | -- | -- | -- | -- | Delhi |
| 36 | गोवा | 3 | 3 | -- | -- | -- | -- | Goa |
| | महाराष्ट्र राज्य | 4,91,946 | 1,01,271 | 2,26,875 | 2,41,165 | 38,722 | 13,698 | Maharashtra State |

आधार:- अर्थ व सांख्यिकी संचालनालय, महाराष्ट्र शासन, मुंबई.

Source:- Directorate of Economics and Statistics, Government of Maharashtra, Mumbai.

26. कामगार आणि सेवायोजन / LABOUR AND EMPLOYMENT

तक्ता क्रमांक / TABLE NO. 26. 20

पदांच्या वर्गानुसार जिल्हावार राज्य शासकीय कर्मचारी / Districtwise and Classwise State Government Employees
कर्मचारी गणना-२००८ / Census of Employees - 2008

| अ.क्र. Sr.No. | जिल्हे (2) | 'अ' वर्ग Grade 'A' (3) | 'ब' वर्ग Grade 'B' (4) | 'क' वर्ग Grade 'C' (5) | 'ड' वर्ग Grade 'D' (6) | इतर वर्ग Others (7) | एकूण कर्मचारी Total employees (8) | रिक्त पदे Vacant posts (9) | एकूण पदे स्तंभ (८+९) Total posts (Col.8+9) (10) | Districts (2) |
|------------------|-------------------------|------------------------------|------------------------------|------------------------------|------------------------------|---------------------------|---|----------------------------------|---|--------------------------|
| 1 | बृहन्मुंबई | 3,585 | 10955 | 65,637 | 17,269 | 9,996 | 1,07,442 | 21,403 | 1,28,845 | Brihan Mumbai |
| 2 | ठाणे | 1,282 | 3130 | 23,367 | 7,338 | 3,979 | 39,096 | 7,381 | 46,477 | Thane |
| 3 | रायगड | 362 | 1122 | 5,647 | 2,657 | 1,329 | 11,117 | 3,259 | 14,376 | Raigad |
| 4 | रत्नागिरी | 348 | 549 | 5,195 | 2,281 | 1,170 | 9,543 | 3,702 | 13,245 | Ratnagiri |
| 5 | सिंधुदुर्ग | 153 | 404 | 3,227 | 1,227 | 669 | 5,680 | 2,134 | 7,814 | Sindhudurg |
| 6 | नाशिक | 1,559 | 2188 | 14,664 | 6,145 | 2,624 | 27,180 | 5,327 | 32,507 | Nashik |
| 7 | धुळे | 443 | 750 | 6,127 | 2,399 | 961 | 10,680 | 2,784 | 13,464 | Dhule |
| 8 | नंदुरबार | 185 | 507 | 3,670 | 1,803 | 680 | 6,845 | 2,452 | 9,297 | Nandurbar |
| 9 | जळगाव | 604 | 1152 | 8,647 | 3,546 | 2,000 | 15,949 | 4,121 | 20,070 | Jalgaon |
| 10 | अहमदनगर | 648 | 1,264 | 9,370 | 5,727 | 1,524 | 18,533 | 3,488 | 22,021 | Ahmednagar |
| 11 | पुणे | 2,506 | 4,041 | 28,909 | 11,834 | 2,466 | 49,756 | 8,582 | 58,338 | Pune |
| 12 | सातारा | 558 | 927 | 7,771 | 3,062 | 1,393 | 13,711 | 4,291 | 18,002 | Satara |
| 13 | सांगली | 444 | 743 | 6,190 | 2,283 | 1,162 | 10,822 | 3,519 | 14,341 | Sangli |
| 14 | सोलापूर | 600 | 1,119 | 8,805 | 3,955 | 1,140 | 15,619 | 2,803 | 18,422 | Solapur |
| 15 | कोल्हापूर | 775 | 1,099 | 8,611 | 3,548 | 1,893 | 15,926 | 3,804 | 19,730 | Kolhapur |
| 16 | औरंगाबाद | 1,139 | 2,212 | 12,262 | 4,948 | 1,623 | 22,184 | 4,643 | 26,827 | Aurangabad |
| 17 | जालना | 226 | 610 | 4,689 | 1,431 | 1,218 | 8,174 | 1,331 | 9,505 | Jalna |
| 18 | परभणी | 276 | 671 | 3,957 | 1,762 | 827 | 7,493 | 2,199 | 9,692 | Parbhani |
| 19 | हिंगोली | 187 | 314 | 3,495 | 1,061 | 626 | 5,683 | 1,248 | 6,931 | Hingoli |
| 20 | बीड | 376 | 957 | 6,167 | 3,071 | 1,693 | 12,264 | 2,935 | 15,199 | Beed |
| 21 | नांदेड | 621 | 1,103 | 8,950 | 4,320 | 1,681 | 16,675 | 3,319 | 19,994 | Nanded |
| 22 | उस्मानाबाद | 265 | 791 | 3,997 | 1,655 | 769 | 7,477 | 1,980 | 9,457 | Osmanabad |
| 23 | लातूर | 628 | 921 | 5,358 | 2,317 | 1,329 | 10,553 | 1,931 | 12,484 | Latur |
| 24 | बुलढाणा | 318 | 799 | 6,023 | 1,933 | 1,765 | 10,838 | 2,686 | 13,524 | Buldhana |
| 25 | अकोला | 427 | 816 | 5,773 | 2,127 | 1,217 | 10,360 | 2,471 | 12,831 | Akola |
| 26 | वाशिम | 156 | 263 | 2,970 | 771 | 816 | 4,976 | 1,307 | 6,283 | Washim |
| 27 | अमरावती | 872 | 1,437 | 10,863 | 3,700 | 2,102 | 18,974 | 4,527 | 23,501 | Amravati |
| 28 | यवतमाळ | 442 | 1,010 | 7,176 | 3,123 | 2,050 | 13,801 | 3,214 | 17,015 | Yavatmal |
| 29 | वर्धा | 304 | 677 | 4,148 | 1,974 | 751 | 7,854 | 1,338 | 9,192 | Wardha |
| 30 | नागपूर | 1,760 | 3,041 | 22,067 | 8,586 | 3,210 | 38,664 | 7,692 | 46,356 | Nagpur |
| 31 | भंडारा | 218 | 492 | 3,585 | 1,661 | 1,020 | 6,976 | 1,753 | 8,729 | Bhandara |
| 32 | गोंदिया | 260 | 562 | 429 | 1,510 | 730 | 7,191 | 2,820 | 10,011 | Gondiya |
| 33 | चंद्रपूर | 431 | 875 | 7,000 | 3,090 | 1,792 | 13,188 | 3,399 | 16,587 | Chandrapur |
| 34 | गडचिरोली | 292 | 1,002 | 6,682 | 2,706 | 1,279 | 11,961 | 3,046 | 15,007 | Gadchiroli |
| 35 | दिल्ली | 3 | 4 | 13 | 6 | | 26 | 14 | 40 | Delhi |
| 36 | गोवा | | 1 | 2 | 3 | | 6 | 8 | 14 | Goa |
| | महाराष्ट्र राज्य | 23,253 | 48,508 | 3,31,443 | 1,26,829 | 59,484 | 5,93,217 | 1,32,911 | 7,26,128 | Maharashtra State |

टिप :- इतर वर्गामध्ये कार्यव्ययी आस्थापनेवरील, आकस्मिक खर्चातून रोजगार दिले जाणारे रोजंदारीवरील मानसेवी, अंशकालीन कर्मचा-यांचा समावेश आहे.

Note:- Others include, work charged employees, paid from contingencies, Daily rated, part-time and Honorary employees.

आधार:- अर्थ व सांख्यिकी संचालनालय, महाराष्ट्र शासन, मुंबई.

Source:- Directorate of Economics and Statistics, Government of Maharashtra, Mumbai.

6. कामगार आणि सेवायोजन / LABOUR AND EMPLOYMENT

तक्ता क्रमांक / TABLE NO. 26. 21

पदांच्या वर्गानुसार जिल्हावार जिल्हा परिषद कर्मचारी / Districtwise and Classwise Zilla Parishad Employees
कर्मचारी गणना-२००८ / Census of Employees-2008

| अ.क्र. Sr.No. | जिल्हे (2) | 'अ' वर्ग Grade 'A' (3) | 'ब' वर्ग Grade 'B' (4) | 'क' वर्ग Grade 'C' (5) | 'ड' वर्ग Grade 'D' (6) | इतर वर्ग Others (7) | एकूण कर्मचारी Total employees (8) | रिक्त पदे Vacant posts (9) | एकूण पदे स्तंभ (8+9) Total posts (Col.8+9) (10) | Districts (2) |
|------------------|-----------------------------|---------------------------------|---------------------------------|---------------------------------|---------------------------------|---------------------------|---|-------------------------------------|---|------------------------------|
| 1 | बृहन्मुंबई | 0 | 0 | 0 | 0 | 0 | 0 | 0 | 0 | Brihan Mumbai |
| 2 | ठाणे | 292 | 788 | 10,451 | 1,522 | 9,402 | 22,455 | 1,731 | 24,186 | Thane |
| 3 | रायगड | 176 | 1,327 | 6,973 | 718 | 6,043 | 15,237 | 1,181 | 16,418 | Raigad |
| 4 | रत्नागिरी | 178 | 1,052 | 9,135 | 1,017 | 4,436 | 15,818 | 1,507 | 17,325 | Ratnagiri |
| 5 | सिंधुदुर्ग | 100 | 790 | 5,180 | 695 | 2,693 | 9,458 | 1,186 | 10,644 | Sindhudurg |
| 6 | नाशिक | 446 | 845 | 13,128 | 1,765 | 9,135 | 25,319 | 2,679 | 27,998 | Nashik |
| 7 | धुळे | 164 | 313 | 4,387 | 626 | 3,005 | 8,495 | 745 | 9,240 | Dhule |
| 8 | नंदुरबार | 170 | 247 | 4,233 | 548 | 4,271 | 9,469 | 1,067 | 10,536 | Nandurbar |
| 9 | जळगाव | 269 | 541 | 9,608 | 1,393 | 7,869 | 19,680 | 1,178 | 20,858 | Jalgaon |
| 10 | अहमदनगर | 132 | 1,203 | 12,861 | 1,117 | 9,009 | 24,322 | 1,871 | 26,193 | Ahmednagar |
| 11 | पुणे | 302 | 1,109 | 12,836 | 1,242 | 9,435 | 24,924 | 1,742 | 26,666 | Pune |
| 12 | सातारा | 333 | 949 | 9,604 | 1,147 | 8,696 | 20,729 | 1,866 | 22,595 | Satara |
| 13 | सांगली | 301 | 692 | 7,109 | 1,016 | 5,847 | 14,965 | 1,132 | 16,097 | Sangli |
| 14 | सोलापूर | 298 | 634 | 10,713 | 1,337 | 6,372 | 19,354 | 1,837 | 21,191 | Solapur |
| 15 | कोल्हापूर | 303 | 852 | 9,765 | 938 | 4,753 | 16,611 | 1,286 | 17,897 | Kolhapur |
| 16 | औरंगाबाद | 191 | 1,103 | 6,489 | 894 | 3,523 | 12,200 | 1,280 | 13,480 | Aurangabad |
| 17 | जालना | 161 | 503 | 5,783 | 1,003 | 2,925 | 10,375 | 1,416 | 11,791 | Jalna |
| 18 | परभणी | 22 | 668 | 4,978 | 820 | 2,796 | 9,284 | 1,340 | 10,624 | Parbhani |
| 19 | हिंगोली | 16 | 443 | 3,623 | 423 | 2,156 | 6,661 | 559 | 7,220 | Hingoli |
| 20 | बीड | 239 | 1,291 | 8,969 | 1,071 | 4,619 | 16,189 | 1,614 | 17,803 | Beed |
| 21 | नांदेड | 310 | 661 | 10,810 | 1,741 | 4,724 | 18,246 | 1,680 | 19,926 | Nanded |
| 22 | उस्मानाबाद | 217 | 1,370 | 5,212 | 1,051 | 3,882 | 11,732 | 760 | 12,492 | Osmanabad |
| 23 | लातूर | 140 | 779 | 7,667 | 1,436 | 3,015 | 13,037 | 716 | 13,753 | Latur |
| 24 | बुलढाणा | 219 | 892 | 7,877 | 1,279 | 4,597 | 14,864 | 969 | 15,833 | Buldhana |
| 25 | अकोला | 160 | 410 | 5,079 | 752 | 2,429 | 8,830 | 765 | 9,595 | Akola |
| 26 | वाशिम | 115 | 290 | 3,682 | 449 | 2,209 | 6,745 | 689 | 7,434 | Washim |
| 27 | अमरावती | 41 | 496 | 6,709 | 1,000 | 3,268 | 11,514 | 739 | 12,253 | Amravati |
| 28 | यवतमाळ | 238 | 831 | 9,045 | 1,611 | 5,355 | 17,080 | 1,341 | 18,421 | Yavatmal |
| 29 | वर्धा | 125 | 396 | 4,262 | 742 | 2,215 | 7,740 | 981 | 8,721 | Wardha |
| 30 | नागपूर | 289 | 642 | 7,165 | 1,094 | 3,444 | 12,634 | 927 | 13,561 | Nagpur |
| 31 | भंडारा | 182 | 422 | 3,934 | 782 | 2,348 | 7,668 | 686 | 8,354 | Bhandara |
| 32 | गोंदिया | 118 | 413 | 4,550 | 756 | 3,195 | 9,032 | 695 | 9,727 | Gondiya |
| 33 | चंद्रपूर | 131 | 1,017 | 7,486 | 939 | 4,644 | 14,217 | 778 | 14,995 | Chandrapur |
| 34 | गडचिरोली | 283 | 487 | 5,989 | 833 | 5,564 | 13,156 | 1,450 | 14,606 | Gadchiroli |
| 35 | दिल्ली | -- | -- | -- | -- | -- | -- | -- | -- | Delhi |
| 36 | गोवा | -- | -- | -- | -- | -- | -- | -- | -- | Goa |
| | महाराष्ट्र राज्य | 6,661 | 24,456 | 2,45,292 | 33,757 | 1,57,874 | 4,68,040 | 40,393 | 5,08,433 | Maharashtra State |

टिप :- इतर वर्गामध्ये कार्यव्ययी आस्थापनेवरील, आकस्मिक खर्चातून रोजगार दिले जाणारे रोजंदारीवरील मानसेवी, अंशकालीन कर्मचा-यांचा समावेश आहे.

Note:- "Others" include, work charged employees, paid from contingencies, Daily rated, part-time and Honorary employees.

आधार:- अर्थ व सांख्यिकी संचालनालय, महाराष्ट्र शासन, मुंबई.

Source:- Directorate of Economics and Statistics, Government of Maharashtra, Mumbai.

26. कामगार आणि सेवायोजन / LABOUR AND EMPLOYMENT

तक्ता क्रमांक / TABLE NO. 26.22

पदांच्या वर्गानुसार जिल्हावार नगरपरिषद कर्मचारी / Districtwise and Classwise Municipal Council Employees
कर्मचारी गणना-२००८ / Census of Employees-2008

| अ.क्र. Sr.No. | जिल्हे (2) | 'अ' वर्ग Grade 'A' (3) | 'ब' वर्ग Grade 'B' (4) | 'क' वर्ग Grade 'C' (5) | 'ड' वर्ग Grade 'D' (6) | इतर वर्ग Others (7) | एकूण कर्मचारी Total employees (8) | रिक्त पदे Vacant posts (9) | एकूण पदे स्तंभ (8+9) Total posts (Col.8+9) (10) | Districts (2) |
|-------------------------|---------------|------------------------------|------------------------------|------------------------------|------------------------------|---------------------------|---|----------------------------------|---|--------------------------|
| 1 | बृहन्मुंबई | 0 | 0 | 0 | 0 | 0 | 0 | 0 | 0 | Brihan Mumbai |
| 2 | ठाणे | 4 | 10 | 817 | 1,745 | 78 | 2,654 | 486 | 3,140 | Thane |
| 3 | रायगड | 5 | 37 | 1,151 | 1,171 | 165 | 2,529 | 273 | 2,802 | Raigad |
| 4 | रत्नागिरी | 1 | 7 | 348 | 492 | 125 | 973 | 90 | 1,063 | Ratnagiri |
| 5 | सिंधुदुर्ग | | 3 | 97 | 197 | 12 | 309 | 55 | 364 | Sindhudurg |
| 6 | नाशिक | | 3 | 498 | 944 | 155 | 1,600 | 131 | 1,731 | Nashik |
| 7 | धुळे | 1 | 4 | 287 | 386 | 21 | 699 | 112 | 811 | Dhule |
| 8 | नंदुरबार | 1 | 5 | 353 | 595 | 66 | 1,020 | 246 | 1,266 | Nandurbar |
| 9 | जळगाव | 9 | 22 | 960 | 2,409 | 28 | 3,428 | 445 | 3,873 | Jalgaon |
| 10 | अहमदनगर | 3 | 12 | 772 | 1,290 | 52 | 2,129 | 261 | 2,390 | Ahmednagar |
| 11 | पुणे | 3 | 22 | 792 | 1,093 | 51 | 1,961 | 352 | 2,313 | Pune |
| 12 | सातारा | 2 | 6 | 710 | 1,364 | 34 | 2,116 | 247 | 2,363 | Satara |
| 13 | सांगली | 1 | 8 | 282 | 336 | 68 | 695 | 135 | 830 | Sangli |
| 14 | सोलापूर | 1 | 13 | 813 | 1,179 | 21 | 2,027 | 285 | 2,312 | Solapur |
| 15 | कोल्हापूर | 3 | 21 | 1,259 | 1,652 | 1 | 2,936 | 284 | 3,220 | Kolhapur |
| 16 | औरंगाबाद | 2 | 6 | 240 | 496 | 39 | 783 | 71 | 854 | Aurangabad |
| 17 | जालना | | 1 | 158 | 730 | | 889 | 104 | 993 | Jalna |
| 18 | परभणी | | 8 | 545 | 1,220 | 225 | 1,998 | 146 | 2,144 | Parbhani |
| 19 | हिंगोली | | 2 | 97 | 287 | 11 | 397 | 74 | 471 | Hingoli |
| 20 | बीड | | 5 | 336 | 1,143 | 41 | 1,525 | 137 | 1,662 | Beed |
| 21 | नांदेड | | 6 | 245 | 588 | 69 | 908 | 108 | 1,016 | Nanded |
| 22 | उस्मानाबाद | 3 | 15 | 304 | 645 | 261 | 1,228 | 76 | 1,304 | Osmanabad |
| 23 | लातूर | 1 | 21 | 330 | 1,272 | 66 | 1,690 | 246 | 1,936 | Latur |
| 24 | बुलढाणा | 1 | 36 | 1,121 | 1,589 | 44 | 2,791 | 243 | 3,034 | Buldhana |
| 25 | अकोला | | 23 | 423 | 509 | 8 | 963 | 161 | 1,124 | Akola |
| 26 | वाशिम | | 8 | 401 | 629 | 2 | 1,040 | 123 | 1,163 | Washim |
| 27 | अमरावती | 11 | 20 | 973 | 976 | 71 | 2,051 | 201 | 2,252 | Amravati |
| 28 | यवतमाळ | | 5 | 947 | 1,198 | 129 | 2,279 | 161 | 2,440 | Yavatmal |
| 29 | वर्धा | 1 | 26 | 551 | 977 | 333 | 1,888 | 122 | 2,010 | Wardha |
| 30 | नागपूर | 5 | 57 | 788 | 1,034 | 173 | 2,057 | 181 | 2,238 | Nagpur |
| 31 | भंडारा | | 2 | 336 | 605 | 15 | 958 | 103 | 1,061 | Bhandara |
| 32 | गोंदिया | | 10 | 296 | 584 | 197 | 1,087 | 8 | 1,095 | Gondiya |
| 33 | चंद्रपूर | 1 | 10 | 721 | 1,687 | 97 | 2,516 | 193 | 2,709 | Chandrapur |
| 34 | गडचिरोली | | 2 | 148 | 100 | 46 | 296 | 41 | 337 | Gadchiroli |
| 35 | दिल्ली | | | | | | | | 0 | Delhi |
| 36 | गोवा | | | | | | | | 0 | Goa |
| महाराष्ट्र राज्य | | 59 | 436 | 18,099 | 31,122 | 2,704 | 52,420 | 5,901 | 58,321 | Maharashtra State |

टिप :- इतर वर्गांमध्ये कार्यव्ययी आस्थापनेवरील, आकस्मिक खर्चातून रोजगार दिले जाणारे रोजंदारीवरील मानसेवी, अंशकालीन कर्मचा-यांचा समावेश आहे.

Note:- "Others" include, work charged employees, paid from contingencies, Daily rated, part-time and Honorary employees.

आधार:- अर्थ व सांख्यिकी संचालनालय, महाराष्ट्र शासन, मुंबई.

Source:- Directorate of Economics and Statistics, Government of Maharashtra, Mumbai.

२७. बँका

२७.१ या विभागात बँक कार्यालये असलेली शहरे व गावे, बँकांचे वर्गीकरण तसेच वर्गीकृत, अवर्गीकृत व सहकारी बँका यांच्याविषयी माहिती दिली आहे.

२७.२. बँक कार्यालयांच्या संख्येत वर्गीकृत, अवर्गीकृत व सहकारी बँका यांच्या कार्यालयांचा समावेश आहे. व्यापारी बँकांकरिता संदर्भकाल उपलब्ध असल्यास तो ३१ मार्च, २०१४ रोजी असा असून सहकारी बँकांकरिता उपलब्ध अद्यावत ताळेबंद विवरण यानुसार आहे.

27. BANKING

27.1. Data on Towns/village having banking offices, classification of banks as well as data on scheduled, non-scheduled and co-operative banks are given in this section.

27.2. Number of Bank offices includes offices of scheduled, non-scheduled and Co-operative banks. The reference period of Commercial Banks is as on 31st March, 2014 wherever available while that regarding Co-operative banks is as on the latest available balance sheet or return.

27. बँका व विमा व्यवसाय / BANKING AND INSURANCE

तक्ता क्रमांक / TABLE NO.27.1

जिल्हानिहाय व्यापारी बँकांची कार्यालये (३१ मार्च, २०१४) /

Districtwise Commercial Banking Offices (31st March, 2014)

| अ.क्र. Sr.No. | जिल्हे | राज्य बँका | व्यापारी बँका | State Bank | Commercial Bank | Districts |
|------------------|-----------|--|--|---|---|----------------|
| (1) | (2) | (3) | (4) | (3) | (4) | (2) |
| 1 | मुंबई शहर | स्टेट बँक ऑफ बिकानेर अँड जयपूर स्टेट बँक ऑफ हैद्राबाद स्टेट बँक ऑफ इंडिया स्टेट बँक ऑफ इंदूर स्टेट बँक ऑफ म्हैसूर स्टेट बँक ऑफ पटियाळा स्टेट बँक ऑफ सौराष्ट्र स्टेट बँक ऑफ त्रावणकोर | अलाहाबाद बँक आंध्रा बँक बँक ऑफ बरोडा बँक ऑफ इंडिया बँक ऑफ महाराष्ट्र कॅनरा बँक सेंट्रल बँक ऑफ इंडिया कॉर्पोरेशन बँक देना बँक इंडियन बँक इंडियन ओवरसिज बँक ओरिएन्टल बँक ऑफ कॉमर्स पंजाब अँड सिंध बँक पंजाब नॅशनल बँक सिंडिकेट बँक लि. युको बँक युनियन बँक ऑफ इंडिया युनायटेड बँक ऑफ इंडिया विजया बँक भारतीय महिला बँक आयडीबीआय बँक लि. बँक ऑफ मदुरा लि. बँक ऑफ राजस्थान लि. बनारस स्टेट बँक लि. भारत ओवरसिज बँक लि. कॅथलिक सीरीयन बँक लि. सिटी युनियन बँक लि. फेडरल बँक लि. गणेश बँक ऑफ कुरुंदवाड लि. आय.एन्.जी.वैश्य बँक लि. जम्मू अँड काश्मिर बँक लि. कर्नाटक बँक लि. करुर वैश्य बँक लि. लक्ष्मी विलास बँक लि. लॉर्ड कृष्णा बँक लि. नेदुंगडी बँक लि. | State Bank Of Bikaner And Jaipur State Bank Of Hyderabad State Bank Of India State Bank Of Indore State Bank Of Mysore State Bank Of Patiala State Bank Of Saurashtra State Bank Of Travancore | Allahabad Bank Andhra Bank Bank Of Baroda Bank Of India Bank Of Maharashtra Canara Bank Central Bank Of India Corporation Bank Dena Bank Indian Bank Indian Overseas Bank Oriental Bank Of Commerce Punjab And Sind Bank Punjab National Bank Syndicate Bank Uco Bank Union Bank Of India United Bank Of India Vijaya Bank Bharatiya Mahila Bank Ltd. IDBI Bank Limited Bank Of Madura Ltd Bank Of Rajasthan Ltd Benaras State Bank Ltd Bharat Overseas Bank Ltd Catholic Syrian Bank Ltd City Union Bank Limited Federal Bank Ltd Ganesh Bank Of Kurundwad Ltd ING Vysya Bank Ltd Jammu & Kashmir Bank Ltd Karnataka Bank Ltd Karur Vysya Bank Ltd Lakshmi Vilas Bank Ltd Lord Krishna Bank Ltd Nedungadi Bank Ltd | Mumbai City |

तक्ता क्रमांक /Table No.27.1 contd...

| (1) | (2) | (3) | (4) | (3) | (4) | (2) |
|-----|-----|-----|---|-----|-----|---|
| | | | रत्नाकर बँक लि. | | | Ratnakar Bank Ltd |
| | | | सांगली बँक लि. | | | Sangli Bank Ltd |
| | | | एसबीआय कर्माशियल अँड इंटरनॅशनल बँक लि. | | | SBI Commercial & International Bank Ltd |
| | | | साऊथ इंडियन बँक लि. | | | South Indian Bank Ltd |
| | | | तामीळनाडू मर्कन्टाईल बँक लि. | | | Tamilnadu Mercantile Bank Ltd |
| | | | द धनलक्ष्मी बँक लि. | | | The Dhanalakshmi Bank Ltd |
| | | | युनायटेड वेस्टर्न बँक लि. | | | United Western Bank Ltd |
| | | | एक्सिस बँक लि. | | | Axis Bank Limited |
| | | | बँक ऑफ पंजाब लि. | | | Bank Of Punjab Limited |
| | | | सेंच्युरियन बँक ऑफ पंजाब लि. | | | Centurion Bank Of Punjab Ltd. |
| | | | डी.सी.बी बँक लि. | | | Dcb Bank Limited |
| | | | ग्लोबल ट्रस्ट बँक लि. | | | Global Trust Bank Limited |
| | | | एचडीएफसी बँक लि. | | | HDFC Bank Ltd. |
| | | | आयसीआयसीआय बँक लि. | | | ICICI Bank Limited |
| | | | इंडूसिंध बँक लि. | | | Indusind Bank Ltd |
| | | | कोटक महिंद्रा बँक लि. | | | Kotak Mahindra Bank Ltd. |
| | | | येस बँक लि. | | | Yes Bank Ltd. |
| | | | एबी बँक लि. | | | Ab Bank Limited |
| | | | अबुधाबी कर्माशियल बँक लि. | | | Abu Dhabi Commercial Bank Ltd |
| | | | अमेरिकन एक्सप्रेस बँक लि. | | | American Express Bank Ltd |
| | | | अँटवर्प डायमंड बँक एन.व्ही. | | | Antwerp Diamond Bank Nv |
| | | | ऑस्ट्रेलिया अँड न्यूझीलंड बँकिंग ग्रुप | | | Australia And New Zealand Banking Group Limited |
| | | | बँक इंटरनॅशनल इंडोनेशिया | | | Bank International Indonesia |
| | | | बँक ऑफ अमेरिका एन.टी अँड एस.ए | | | Bank Of America N.T. And S.A. |
| | | | बँक ऑफ बेहरिन अँड कुवैत बी.एस.सी | | | Bank Of Bahrain & Kuwait B.S.C. |
| | | | बँक ऑफ नोवा स्कोशिया | | | Bank Of Nova Scotia |
| | | | बारक्लेज बँक पीएलसी | | | Barclays Bank Plc |
| | | | बीएनपी परीबास | | | Bnp Paribas |
| | | | सिटी बँक एन. ए. | | | Citibank N.A |
| | | | कॉमर्झबँक ए.जी | | | Commerzbank A.G. |
| | | | कॉमनवेलथ बँक ऑफ ऑस्ट्रेलिया | | | Commonwealth Bank Of Australia |
| | | | क्रेडिट अँग्रीपोल कॉर्पोरेट अँड इनव्हेस्टमेंट बँक | | | Credit Agricole Corporate And Investment Bank |
| | | | क्रेडिट लोनायज | | | Credit Lyonnais |
| | | | क्रेडिट सुसे एजी | | | Credit Suisse Ag |
| | | | डी.बी.एस. बँक | | | Dbs Bank Ltd. |
| | | | डच बँक | | | Deutsche Bank Ag |
| | | | दोहा बँक क्यूएससी | | | Doha Bank Qsc |
| | | | ड्रेस्डनर बँक ए.जी | | | Dresdner Bank A.G. |
| | | | हॉंगकाँग आणि शांघाय | | | Hongkong And Shanghai Banking Corpn.Ltd. |
| | | | एचएसबीसी बँक ओमान एस.ए.ओ.जी | | | Hsbc Bank Oman S.A.O.G. |

तक्ता क्रमांक /Table No.27.1 contd...

| (1) | (2) | (3) | (4) | (3) | (4) | (2) |
|-----|-------------|---------------------------------|--|----------------------------------|--|-----------------|
| | | | आयएनजी बैंक एन.व्ही | | ING Bank N.V. | |
| | | | केबीसी बैंक एन.व्ही | | Kbc Bank N.V. | |
| | | | क्रुंग थाई बैंक पब्लिक कंपनी लि. | | Krung Thai Bank Public Company Ltd | |
| | | | माश्रेक बैंक पीएससी | | Mashreq Bank Psc | |
| | | | मीझुहो कॉर्पोरेट बैंक लि. | | Mizuho Corporate Bank Ltd | |
| | | | मोर्गन गॅरंटी ट्रस्ट को.ऑप.न्यूयॉर्क | | Morgan Guaranty Trust Co. Of New York | |
| | | | नॅशनल ऑस्ट्रेलिया बैंक | | National Australia Bank | |
| | | | ओवरसिज चायनिज बैंकिंग कॉर्पोरेशन लि. | | Oversea-Chinese Banking Corporation Ltd. | |
| | | | रेबोबैंक इंटरनॅशनल | | Rabobank International | |
| | | | सोसायटी जनरल | | Societe Generale | |
| | | | स्टॅण्डर्ड चार्टर्ड बैंक | | Standard Chartered Bank | |
| | | | स्टॅण्डर्ड चार्टर्ड ग्रोडल्स बैंक लि. | | Standard Chartered Grindlays Bank Ltd. | |
| | | | स्टेट बैंक ऑफ मॉरिशस | | State Bank Of Mauritius Ltd | |
| | | | सुमितोमा मित्सु बैंकिंग कॉर्पोरेशन | | Sumitomo Mitsui Banking Corporation | |
| | | | द बैंक ऑफ टोकियो-मित्सुबिशी युएफजे लि. | | The Bank Of Tokyo-Mitsubishi Ufj Ltd | |
| | | | द रॉयल बैंक ऑफ स्कॉटलॅण्ड एन.व्ही. | | The Royal Bank Of Scotland Plc | |
| | | | दि सकुरा बैंक लि. | | The Sakura Bank Ltd | |
| | | | दि सियाम कर्माशियल बैंक लि. | | The Siam Commercial Bank Ltd | |
| | | | दि टोरोन्टो डॉमिनियन बैंक | | The Toronto-Dominion Bank | |
| 2 | मुंबई उपनगर | स्टेट बैंक ऑफ बिकानेर अँड जयपूर | अलाहाबाद बैंक | State Bank Of Bikaner And Jaipur | Allahabad Bank | Mumbai Suburban |
| | | स्टेट बैंक ऑफ हैद्राबाद | आंध्र बैंक | State Bank Of Hyderabad | Andhra Bank | |
| | | स्टेट बैंक ऑफ इंडिया | बैंक ऑफ बरोडा | State Bank Of India | Bank Of Baroda | |
| | | स्टेट बैंक ऑफ इंदूर | बैंक ऑफ इंडिया | State Bank Of Indore | Bank Of India | |
| | | स्टेट बैंक ऑफ म्हासूर | बैंक ऑफ महाराष्ट्र | State Bank Of Mysore | Bank Of Maharashtra | |
| | | स्टेट बैंक ऑफ पटियाळा | कॅनरा बैंक | State Bank Of Patiala | Canara Bank | |
| | | स्टेट बैंक ऑफ सौराष्ट्र | सेंट्रल बैंक ऑफ इंडिया | State Bank Of Saurashtra | Central Bank Of India | |
| | | स्टेट बैंक ऑफ त्रावणकोर | कॉर्पोरेशन बैंक | State Bank Of Travancore | Corporation Bank | |
| | | | देना बैंक | | Dena Bank | |
| | | | इंडियन बैंक | | Indian Bank | |
| | | | इंडियन ओवरसिज बैंक | | Indian Overseas Bank | |
| | | | ओरिएण्टल बैंक ऑफ कॉमर्स | | Oriental Bank Of Commerce | |
| | | | पंजाब अँड सिंध बैंक | | Punjab And Sind Bank | |
| | | | पंजाब नॅशनल बैंक | | Punjab National Bank | |
| | | | सिंडीकेट बैंक लि. | | Syndicate Bank | |
| | | | युको बैंक | | Uco Bank | |
| | | | युनियन बैंक ऑफ इंडिया | | Union Bank Of India | |
| | | | युनायटेड बैंक ऑफ इंडिया | | United Bank Of India | |

तक्ता क्रमांक /Table No.27.1 contd...

| (1) | (2) | (3) | (4) | (3) | (4) | (2) |
|-----|-----|-----|---|-----|-----|--|
| | | | विजया बँक | | | Vijaya Bank |
| | | | आयडीबीआय बँक लि. | | | IDBI Bank Limited |
| | | | बँक ऑफ राजस्थान लि. | | | Bank Of Rajasthan Ltd |
| | | | कॅथलिक सीरीयन बँक लि. | | | Catholic Syrian Bank Ltd |
| | | | सिटी युनियन बँक लि. | | | City Union Bank Ltd |
| | | | फेडरल बँक लि. | | | Federal Bank Ltd |
| | | | आय.एन्.जी.वैश्य बँक लि. | | | ING Vysya Bank Ltd |
| | | | जम्मू अँड काश्मिर बँक लि. | | | Jammu & Kashmir Bank Ltd |
| | | | कर्नाटका बँक लि. | | | Karnataka Bank Ltd |
| | | | करुर वैश्य बँक लि. | | | Karur Vysya Bank Ltd |
| | | | लक्ष्मी विलास बँक लि. | | | Lakshmi Vilas Bank Ltd |
| | | | रत्नाकर बँक लि. | | | Ratnakar Bank Ltd |
| | | | एसबीआय कर्मर्शियल अँड इंटरनॅशनल बँक लि. | | | Sbi Commercial & International Bank Ltd |
| | | | साऊथ इंडियन बँक लि. | | | South Indian Bank Ltd |
| | | | तामीळनाडू मर्कन्टाईल बँक लि. | | | Tamilnad Mercantile Bank Ltd |
| | | | द धनलक्ष्मी बँक लि. | | | The Dhanalakshmi Bank Ltd |
| | | | एक्सिस बँक लि. | | | Axis Bank Limited |
| | | | सेंच्युरियन बँक ऑफ पंजाब लि. | | | Centurion Bank Of Punjab Ltd. |
| | | | डेव्हलपमेंट क्रेडिट बँक लि. | | | DCB Bank Limited |
| | | | एचडीएफसी बँक लि. | | | HDFC Bank Ltd. |
| | | | आयसीआयसीआय बँक लि. | | | ICICI Bank Limited |
| | | | इंडूसिंध बँक लि. | | | Indusind Bank Ltd |
| | | | कोटक महिंद्रा बँक लि. | | | Kotak Mahindra Bank Ltd. |
| | | | येस बँक लि. | | | Yes Bank Ltd. |
| | | | सिटी बँक एन. ए. | | | Citibank N.A |
| | | | डच बँक | | | Deutsche Bank Ag |
| | | | फर्स्टएड बँक लि. | | | Firststrand Bank Ltd |
| | | | हाँगकाँग आणि शांघाय बँकिंग कॉर्पोरेशन लि. | | | Hongkong And Shanghai Banking Corpn.Ltd. |
| | | | इंडस्ट्रियल अँड कर्मर्शियल बँक ऑफ चायना | | | Industrial And Commercial Bank Of China |
| | | | जेपी मॉरगन चेझ बँक नॅशन अशोशिएशन | | | Jpmorgan Chase Bank National Association |
| | | | सिन्धान बँक | | | Shinhan Bank |
| | | | स्टॅन्डर्ड चार्टर्ड बँक | | | Standard Chartered Bank |
| | | | द रॉयल बँक ऑफ स्कॉटलॅन्ड एन्.व्ही. | | | The Royal Bank Of Scotland Plc |
| | | | युबीएस एजी | | | Ubs Ag |
| | | | युनायटेड ओवरसिज बँक लि. | | | United Overseas Bank Ltd |
| | | | वेस्टपॅक बँकिंग कॉर्पोरेशन | | | Westpac Banking Corporation |

तक्ता क्रमांक /Table No.27.1 contd...

| (1) | (2) | (3) | (4) | (3) | (4) | (2) |
|-----|------|-----------------------------------|---------------------------------|-------------------------------------|-------------------------------------|-------|
| 3 | ठाणे | स्टेट बँक ऑफ बिकानेर अँड जयपूर | अलाहाबाद बँक | State Bank Of Bikaner And Jaipur | Allahabad Bank | Thane |
| | | स्टेट बँक ऑफ हैद्राबाद | आंध्र बँक | State Bank Of Hyderabad | Andhra Bank | |
| | | स्टेट बँक ऑफ इंडिया | बँक ऑफ बरोडा | State Bank Of India | Bank Of Baroda | |
| | | स्टेट बँक ऑफ इंदूर | बँक ऑफ इंडिया | State Bank Of Indore | Bank Of India | |
| | | स्टेट बँक ऑफ म्हासूर | बँक ऑफ महाराष्ट्र | State Bank Of Mysore | Bank Of Maharashtra | |
| | | स्टेट बँक ऑफ पटियाळा | कॅनरा बँक | State Bank Of Patiala | Canara Bank | |
| | | स्टेट बँक ऑफ सौराष्ट्र | सेंट्रल बँक ऑफ इंडिया | State Bank Of Saurashtra | Central Bank Of India | |
| | | स्टेट बँक ऑफ त्रावणकोर | कॉर्पोरेशन बँक | State Bank Of Travancore | Corporation Bank | |
| | | | देना बँक | | Dena Bank | |
| | | | इंडियन बँक | | Indian Bank | |
| | | | इंडियन ओवरसिज बँक | | Indian Overseas Bank | |
| | | | ओरिएन्टल बँक ऑफ कॉमर्स | | Oriental Bank Of Commerce | |
| | | | पंजाब अँड सिंध बँक | | Punjab And Sind Bank | |
| | | | पंजाब नॅशनल बँक | | Punjab National Bank | |
| | | | सिंडीकेट बँक लि. | | Syndicate Bank | |
| | | | युको बँक | | Uco Bank | |
| | | | युनियन बँक ऑफ इंडिया | | Union Bank Of India | |
| | | | युनायटेड बँक ऑफ इंडिया | | United Bank Of India | |
| | | | विजया बँक | | Vijaya Bank | |
| | | | आयडीबीआय बँक लि. | | IDBI Bank Limited | |
| | | | महाराष्ट्र गोदावरी ग्रामीण बँक | | Maharashtra Godavari Gramin Bank | |
| | | | महाराष्ट्र ग्रामीण बँक | | Maharashtra Gramin Bank | |
| | | | बँक ऑफ राजस्थान लि. | | Bank Of Rajasthan Ltd | |
| | | | कॅथलिक सीरीयन बँक लि. | | Catholic Syrian Bank Ltd | |
| | | | सिटी युनियन बँक लि. | | City Union Bank Ltd | |
| | | | फेडरल बँक लि. | | Federal Bank Ltd | |
| | | | आय.एन्.जी.वैश्य बँक लि. | | ING Vysya Bank Ltd | |
| | | | जम्मू अँड काश्मिर बँक लि. | | Jammu & Kashmir Bank Ltd | |
| | | | कर्नाटक बँक लि. | | Karnataka Bank Ltd | |
| | | | करूर वैश्य बँक लि. | | Karur Vysya Bank Ltd | |
| | | | लक्ष्मी विलास बँक लि. | | Lakshmi Vilas Bank Ltd | |
| | | | लॉर्ड कृष्णा बँक लि. | | Lord Krishna Bank Ltd | |
| | | | नेदुंगडी बँक लि. | | Nedungadi Bank Ltd | |
| | | | रत्नाकर बँक लि. | | Ratnakar Bank Ltd | |
| | | | सांगली बँक लि. | | Sangli Bank Ltd | |
| | | | साऊथ इंडियन बँक लि. | | South Indian Bank Ltd | |
| | | | तामीळनाडू मर्कन्टाईल बँक लि. | | Tamilnad Mercantile Bank Ltd | |
| | | | द धनलक्ष्मी बँक लि. | | The Dhanalakshmi Bank Ltd | |
| | | | युनायटेड वेस्टर्न बँक लि. | | United Western Bank Ltd | |
| | | | एक्सिस बँक लि. | | Axis Bank Limited | |
| | | | सेंच्युरियन बँक ऑफ पंजाब लि. | | Centurion Bank Of Punjab Ltd. | |
| | | | डी.सी.बी बँक लि. | | DCB Bank Limited | |
| | | | ग्लोबल ट्रस्ट बँक लि. | | Global Trust Bank Ltd | |
| | | | एचडीएफसी बँक लि. | | HDFC Bank Ltd. | |
| | | | आयसीआयसीआय बँक लि. | | ICICI Bank Limited | |

तक्ता क्रमांक /Table No.27.1 contd...

| (1) | (2) | (3) | (4) | (3) | (4) | (2) |
|-----|-------|-----------------------------------|---|-------------------------------------|--|--------|
| | | | इंडूसिंध बँक लि. | | Indusind Bank Ltd | |
| | | | कोटक महिंद्रा बँक लि. | | Kotak Mahindra Bank Ltd. | |
| | | | येस बँक लि. | | Yes Bank Ltd. | |
| | | | सिटी बँक एन. ए. | | Citibank N.A | |
| | | | हॉंगकाँग आणि शांघाय बँकिंग कॉर्पोरेशन लि. | | Hongkong And Shanghai Banking Corpn.Ltd. | |
| | | | स्टॅन्डर्ड चार्टर्ड बँक | | Standard Chartered Bank | |
| | | | भारत ओवरसिज बँक लि. | | Bharat Overseas Bank Ltd | |
| | | | ठाणे ग्रामीण बँक | | Thane Gramin Bank | |
| 4 | रायगड | स्टेट बँक ऑफ बिकानेर अँड जयपूर | अलाहाबाद बँक | State Bank Of Bikaner And Jaipur | Allahabad Bank | Raigad |
| | | स्टेट बँक ऑफ हैद्राबाद | आंध्र बँक | State Bank Of Hyderabad | Andhra Bank | |
| | | स्टेट बँक ऑफ इंडिया | बँक ऑफ बरोडा | State Bank Of India | Bank Of Baroda | |
| | | स्टेट बँक ऑफ इंदूर | बँक ऑफ इंडिया | State Bank Of Indore | Bank Of India | |
| | | स्टेट बँक ऑफ पटियाळा | बँक ऑफ महाराष्ट्र | State Bank Of Patiala | Bank Of Maharashtra | |
| | | स्टेट बँक ऑफ सौराष्ट्र | कॅनरा बँक | State Bank Of Saurashtra | Canara Bank | |
| | | स्टेट बँक ऑफ त्रावणकोर | सेंट्रल बँक ऑफ इंडिया | State Bank Of Travancore | Central Bank Of India | |
| | | | कॉर्पोरेशन बँक | | Corporation Bank | |
| | | | देना बँक | | Dena Bank | |
| | | | इंडियन बँक | | Indian Bank | |
| | | | इंडियन ओवरसिज बँक | | Indian Overseas Bank | |
| | | | ओरिएन्टल बँक ऑफ कॉमर्स | | Oriental Bank Of Commerce | |
| | | | पंजाब अँड सिंध बँक | | Punjab And Sind Bank | |
| | | | पंजाब नॅशनल बँक | | Punjab National Bank | |
| | | | सिंडीकेट बँक लि. | | Syndicate Bank | |
| | | | युको बँक | | Uco Bank | |
| | | | युनियन बँक ऑफ इंडिया | | Union Bank Of India | |
| | | | युनायटेड बँक ऑफ इंडिया | | United Bank Of India | |
| | | | विजया बँक | | Vijaya Bank | |
| | | | आयडीबीआय बँक लि. | | IDBI Bank Limited | |
| | | | फेडरल बँक लि. | | Federal Bank Ltd | |
| | | | कर्नाटक बँक लि. | | Karnataka Bank Ltd | |
| | | | लक्ष्मी विलास बँक लि. | | Lakshmi Vilas Bank Ltd | |
| | | | रत्नाकर बँक लि. | | Ratnakar Bank Ltd | |
| | | | सांगली बँक लि. | | Sangli Bank Ltd | |
| | | | तामीळनाडू मर्कन्टाईल बँक लि. | | Tamilnad Mercantile Bank Ltd | |
| | | | युनायटेड वेस्टर्न् बँक लि. | | United Western Bank Ltd | |
| | | | एक्सिस बँक लि. | | Axis Bank Limited | |
| | | | डेव्हलपमेंट क्रेडिट बँक लि. | | Deb Bank Limited | |
| | | | एचडीएफसी बँक लि. | | HDFC Bank Ltd. | |
| | | | आयसीआयसीआय बँक लि. | | ICICI Bank Limited | |
| | | | इंडूसिंध बँक लि. | | Indusind Bank Ltd | |
| | | | कोटक महिंद्रा बँक लि. | | Kotak Mahindra Bank Ltd. | |
| | | | येस बँक लि. | | Yes Bank Ltd. | |
| | | | महाराष्ट्र ग्रामीण बँक | | Maharashtra Gramin Bank | |

तक्ता क्रमांक /Table No.27.1 contd...

| (1) | (2) | (3) | (4) | (3) | (4) | (2) |
|-----|------------|---|---|--|---|------------|
| 5 | रत्नागिरी | स्टेट बँक ऑफ हैद्राबाद स्टेट बँक ऑफ इंडिया | अलाहाबाद बँक आंध्र बँक बँक ऑफ बरोडा बँक ऑफ इंडिया बँक ऑफ महाराष्ट्र कॅनरा बँक सेंट्रल बँक ऑफ इंडिया कॉर्पोरेशन बँक देना बँक इंडियन बँक इंडियन ओवरसिज बँक ओरिएन्टल बँक ऑफ कॉमर्स पंजाब अँड सिंध बँक पंजाब नॅशनल बँक सिंडीकेट बँक लि. युको बँक युनियन बँक ऑफ इंडिया विजया बँक आयडीबीआय बँक लि. कॅथलिक सीरीयन बँक लि. फेडरल बँक लि. सांगली बँक लि. साऊथ इंडियन बँक लि. तामीळनाडू मर्कन्टाईल बँक लि. युनायटेड वेस्टर्न् बँक लि. एक्सिस बँक लि. एचडीएफसी बँक लि. आयसीआयसीआय बँक लि. कोटक महिंद्रा बँक लि. येस बँक लि. रत्नागिरी सिंधुदूर्ग ग्रामीण बँक विदर्भ कोंकण ग्रामीण बँक वैणगंगा कृष्णा ग्रामीण बँक | State Bank Of Hyderabad State Bank Of India | Allahabad Bank Andhra Bank Bank Of Baroda Bank Of India Bank Of Maharashtra Canara Bank Central Bank Of India Corporation Bank Dena Bank Indian Bank Indian Overseas Bank Oriental Bank Of Commerce Punjab And Sind Bank Punjab National Bank Syndicate Bank Uco Bank Union Bank Of India Vijaya Bank IDBI Bank Limited Catholic Syrian Bank Ltd Federal Bank Ltd Sangli Bank Ltd South Indian Bank Ltd Tamilnad Mercantile Bank Ltd United Western Bank Ltd Axis Bank Limited HDFC Bank Ltd. Icici Bank Limited Kotak Mahindra Bank Ltd. Yes Bank Ltd. Ratnagiri Sindhudurg Gramin Bank Vidharbha Konkan Gramin Bank Wainganga Krishna Gramin Bank | Ratnagiri |
| 6 | सिंधुदूर्ग | स्टेट बँक ऑफ हैद्राबाद स्टेट बँक ऑफ इंडिया | बँक ऑफ बरोडा बँक ऑफ इंडिया बँक ऑफ महाराष्ट्र कॅनरा बँक सेंट्रल बँक ऑफ इंडिया कापॅरेशन बँक देना बँक सिंडीकेट बँक लि. युको बँक युनियन बँक ऑफ इंडिया फेडरल बँक लि. एक्सिस बँक लि. | State Bank Of Hyderabad State Bank Of India | Bank Of Baroda Bank Of India Bank Of Maharashtra Canara Bank Central Bank Of India Corporation Bank Dena Bank Syndicate Bank Uco Bank Union Bank Of India Federal Bank Ltd Axis Bank Limited | Sindhudurg |

तक्ता क्रमांक /Table No.27.1 contd...

| (1) | (2) | (3) | (4) | (3) | (4) | (2) |
|-----|-------|------------------------------------|-----------------------------------|-------------------------------------|-------------------------------|-------------------------------------|
| | | | एचडीएफसी बैंक लि. | | | HDFC Bank Ltd. |
| | | | आयसीआयसीआय बैंक लि. | | | ICICI Bank Limited |
| | | | कोटक महिंद्रा बैंक लि. | | | Kotak Mahindra Bank Ltd. |
| | | | रत्नागिरी सिंधुदूर्ग ग्रामीण बैंक | | | Ratnagiri Sindhudurg Gramin Bank |
| | | | विदर्भ कोंकण ग्रामीण बैंक | | | Vidharbha Konkan Gramin Bank |
| 7 | नाशिक | स्टेट बैंक ऑफ बिकानेर अंड जयपूर | अलाहाबाद बैंक | State Bank Of Bikaner And Jaipur | Allahabad Bank | Nashik |
| | | स्टेट बैंक ऑफ हैद्राबाद | आंध्र बैंक | State Bank Of Hyderabad | Andhra Bank | |
| | | स्टेट बैंक ऑफ इंडिया | बैंक ऑफ बरोडा | State Bank Of India | Bank Of Baroda | |
| | | स्टेट बैंक ऑफ पटियाळा | बैंक ऑफ इंडिया | State Bank Of Patiala | Bank Of India | |
| | | स्टेट बैंक ऑफ सौराष्ट्र | बैंक ऑफ महाराष्ट्र | State Bank Of Saurashtra | Bank Of Maharashtra | |
| | | स्टेट बैंक ऑफ त्रावणकोर | कॅनरा बैंक | State Bank Of Travancore | Canara Bank | |
| | | | सेंट्रल बैंक ऑफ इंडिया | | Central Bank Of India | |
| | | | कॉर्पोरेशन बैंक | | Corporation Bank | |
| | | | देना बैंक | | Dena Bank | |
| | | | इंडियन बैंक | | Indian Bank | |
| | | | इंडियन ओव्हरसिज बैंक | | Indian Overseas Bank | |
| | | | ओरिएण्टल बैंक ऑफ कॉमर्स | | Oriental Bank Of Commerce | |
| | | | पंजाब अँड सिंध बैंक | | Punjab And Sind Bank | |
| | | | पंजाब नॅशनल बैंक | | Punjab National Bank | |
| | | | सिंडीकेट बैंक लि. | | Syndicate Bank | |
| | | | युको बैंक | | Uco Bank | |
| | | | युनियन बैंक ऑफ इंडिया | | Union Bank Of India | |
| | | | युनायटेड बैंक ऑफ इंडिया | | United Bank Of India | |
| | | | विजया बैंक | | Vijaya Bank | |
| | | | आयडीबीआय बैंक लि. | | IDBI Bank Limited | |
| | | | बैंक ऑफ मदुरा लि | | Bank Of Madura Ltd | |
| | | | बैंक ऑफ राजस्थान लि. | | Bank Of Rajasthan Ltd | |
| | | | भारत ओवरसिज बैंक लि. | | Bharat Overseas Bank Ltd | |
| | | | कॅथलिक सीरीयन बैंक लि. | | Catholic Syrian Bank Ltd | |
| | | | सिटी युनियन बैंक लि. | | City Union Bank Ltd | |
| | | | फेडरल बैंक लि. | | Federal Bank Ltd | |
| | | | आय.एन्.जी.वैश्य बैंक लि. | | ING Vysya Bank Ltd | |
| | | | जम्मू अँड काश्मिर बैंक लि. | | Jammu & Kashmir Bank Ltd | |
| | | | कर्नाटक बैंक लि. | | Karnataka Bank Ltd | |
| | | | करुर वैश्य बैंक लि. | | Karur Vysya Bank Ltd | |
| | | | लक्ष्मी विलास बैंक लि. | | Lakshmi Vilas Bank Ltd | |
| | | | रत्नाकर बैंक लि. | | Ratnakar Bank Ltd | |
| | | | सांगली बैंक लि. | | Sangli Bank Ltd | |
| | | | साऊथ इंडियन बैंक लि. | | South Indian Bank Ltd | |
| | | | युनायटेड वेस्टर्न बैंक लि. | | United Western Bank Ltd | |
| | | | एक्सिस बैंक लि. | | Axis Bank Limited | |
| | | | सेंच्युरियन बैंक ऑफ पंजाब लि. | | Centurion Bank Of Punjab Ltd. | |
| | | | डेव्हलपमेंट क्रेडिट बैंक लि. | | DCB Bank Limited | |

तक्ता क्रमांक /Table No.27.1 contd...

| (1) | (2) | (3) | (4) | (3) | (4) | (2) |
|-----|----------|---|---|--|---|-----------|
| | | | एचडीएफसी बँक लि. आयसीआयसीआय बँक लि. आयडीबीआय बँक लि. इंडूसिंध बँक लि. कोटक महिंद्रा बँक लि. येस बँक लि. सिटी बँक एन. ए. डी.बी.एस. बँक हॉंगकाँग आणि शांघाय बँकिंग कॉर्पोरेशन लि. द रॉयल बँक ऑफ स्कॉटलॅन्ड एन्.व्ही. महाराष्ट्र गोदावरी ग्रामीण बँक महाराष्ट्र ग्रामीण बँक | | HDFC Bank Ltd. ICICI Bank Limited IDBI Bank Limited Indusind Bank Ltd Kotak Mahindra Bank Ltd. Yes Bank Ltd. Citibank N.A Dbs Bank Ltd. Hongkong And Shanghai Banking Corpn.Ltd. The Royal Bank Of Scotland Plc Maharashtra Godavari Gramin Bank Maharashtra Gramin Bank | |
| 8 | धुळे | स्टेट बँक ऑफ हैद्राबाद स्टेट बँक ऑफ इंडिया स्टेट बँक ऑफ इंदूर | अलाहाबाद बँक बँक ऑफ बरोडा बँक ऑफ इंडिया बँक ऑफ महाराष्ट्र कॅनरा बँक सेंट्रल बँक ऑफ इंडिया कॉर्पोरेशन बँक देना बँक ओरिएण्टल बँक ऑफ कॉमर्स पंजाब नॅशनल बँक सिंडीकेट बँक युको बँक यूनियन बँक ऑफ इंडिया विजया बँक आयडीबीआय बँक लि. सांगली बँक लि. युनायटेड वेस्टर्न् बँक लि. एक्सिस बँक लि. बँक ऑफ पंजाब लि. सेंच्युरियन बँक ऑफ पंजाब लि. ग्लोबल ट्रस्ट बँक लि. एचडीएफसी बँक लि. आयसीआयसीआय बँक लि. महाराष्ट्र ग्रामीण बँक | State Bank Of Hyderabad State Bank Of India State Bank Of Indore | Allahabad Bank Bank Of Baroda Bank Of India Bank Of Maharashtra Canara Bank Central Bank Of India Corporation Bank Dena Bank Oriental Bank Of Commerce Punjab National Bank Syndicate Bank Uco Bank Union Bank Of India Vijaya Bank IDBI Bank Limited Sangli Bank Ltd United Western Bank Ltd Axis Bank Limited Bank Of Punjab Limited Centurion Bank Of Punjab Ltd. Global Trust Bank Limited HDFC Bank Ltd. ICICI Bank Limited Maharashtra Gramin Bank | Dhule |
| 9 | नंदुरबार | स्टेट बँक ऑफ इंडिया | बँक ऑफ बरोडा बँक ऑफ इंडिया बँक ऑफ महाराष्ट्र कॅनरा बँक | State Bank of India | Bank Of Baroda Bank Of India Bank Of Maharashtra Canara Bank | Nandurbar |

तक्ता क्रमांक /Table No.27.1 contd...

| (1) | (2) | (3) | (4) | (3) | (4) | (2) |
|-----|-------|-------------------------|----------------------------|-------------------------|---------------------------|---------|
| | | | सेंट्रल बैंक ऑफ इंडिया | | Central Bank Of India | |
| | | | देना बैंक | | Dena Bank | |
| | | | पंजाब नॅशनल बैंक | | Punjab National Bank | |
| | | | युनियन बैंक ऑफ इंडिया | | Union Bank Of India | |
| | | | आयडीबीआय बैंक लि. | | IDBI Bank Limited | |
| | | | युनायटेड वेस्टर्न बैंक लि. | | United Western Bank Ltd | |
| | | | एक्सिस बैंक लि. | | Axis Bank Limited | |
| | | | एचडीएफसी बैंक लि. | | HDFC Bank Ltd. | |
| | | | आयसीआयसीआय बैंक लि. | | ICICI Bank Limited | |
| | | | महाराष्ट्र ग्रामीण बैंक | | Maharashtra Gramin Bank | |
| 10 | जळगाव | स्टेट बैंक ऑफ हैद्राबाद | अलाहाबाद बैंक | State Bank Of Hyderabad | Allahabad Bank | Jalgaon |
| | | स्टेट बैंक ऑफ इंडिया | आंध्र बैंक | State Bank Of India | Andhra Bank | |
| | | | बैंक ऑफ बरोडा | | Bank Of Baroda | |
| | | | बैंक ऑफ इंडिया | | Bank Of India | |
| | | | बैंक ऑफ महाराष्ट्र | | Bank Of Maharashtra | |
| | | | कॅनरा बैंक | | Canara Bank | |
| | | | सेंट्रल बैंक ऑफ इंडिया | | Central Bank Of India | |
| | | | कॉर्पोरेशन बैंक | | Corporation Bank | |
| | | | देना बैंक | | Dena Bank | |
| | | | इंडियन बैंक | | Indian Bank | |
| | | | इंडियन ओव्हरसिज बैंक | | Indian Overseas Bank | |
| | | | ओरिएन्टल बैंक ऑफ कॉमर्स | | Oriental Bank Of Commerce | |
| | | | पंजाब नॅशनल बैंक | | Punjab National Bank | |
| | | | सिंडीकेट बैंक | | Syndicate Bank | |
| | | | युको बैंक | | Uco Bank | |
| | | | युनियन बैंक ऑफ इंडिया | | Union Bank Of India | |
| | | | युनायटेड बैंक ऑफ इंडिया | | United Bank Of India | |
| | | | विजया बैंक | | Vijaya Bank | |
| | | | आयडीबीआय बैंक लि. | | IDBI Bank Limited | |
| | | | बैंक ऑफ राजस्थान लि. | | Bank Of Rajasthan Ltd | |
| | | | फेडरल बैंक लि. | | Federal Bank Ltd | |
| | | | आय.एन्.जी.वैश्य बैंक लि. | | ING Vysya Bank Ltd | |
| | | | रत्नाकर बैंक लि. | | Ratnakar Bank Ltd | |
| | | | सांगली बैंक लि. | | Sangli Bank Ltd | |
| | | | युनायटेड वेस्टर्न बैंक लि. | | United Western Bank Ltd | |
| | | | एक्सिस बैंक लि. | | Axis Bank Limited | |
| | | | एचडीएफसी बैंक लि. | | HDFC Bank Ltd. | |
| | | | आयसीआयसीआय बैंक लि. | | ICICI Bank Limited | |
| | | | इंडुसिंध बैंक लि. | | Indusind Bank Ltd | |
| | | | कोटक महिंद्रा बैंक लि. | | Kotak Mahindra Bank Ltd. | |

तक्ता क्रमांक /Table No.27.1 contd...

| (1) | (2) | (3) | (4) | (3) | (4) | (2) |
|-----|---------|------------------------|--------------------------------|-------------------------|----------------------------------|------------|
| | | | येस बँक लि. | | Yes Bank Ltd. | |
| | | | स्टॅन्डर्ड चार्टर्ड बँक | | Standard Chartered Bank | |
| | | | महाराष्ट्र गोदावरी ग्रामीण बँक | | Maharashtra Godavari Gramin Bank | |
| | | | महाराष्ट्र ग्रामीण बँक | | Maharashtra Gramin Bank | |
| 11 | अहमदनगर | स्टेट बँक ऑफ हैद्राबाद | अलाहाबाद बँक | State Bank Of Hyderabad | Allahabad Bank | Ahmadnagar |
| | | स्टेट बँक ऑफ इंडिया | आंध्र बँक | State Bank Of India | Andhra Bank | |
| | | | बँक ऑफ बरोडा | | Bank Of Baroda | |
| | | | बँक ऑफ इंडिया | | Bank Of India | |
| | | | बँक ऑफ महाराष्ट्र | | Bank Of Maharashtra | |
| | | | कॅनरा बँक | | Canara Bank | |
| | | | सेंट्रल बँक ऑफ इंडिया | | Central Bank Of India | |
| | | | कॉर्पोरेशन बँक | | Corporation Bank | |
| | | | देना बँक | | Dena Bank | |
| | | | इंडियन बँक | | Indian Bank | |
| | | | इंडियन ओव्हरसिज बँक | | Indian Overseas Bank | |
| | | | ओरिएन्टल बँक ऑफ कॉमर्स | | Oriental Bank Of Commerce | |
| | | | पंजाब अँड सिंध बँक | | Punjab And Sind Bank | |
| | | | पंजाब नॅशनल बँक | | Punjab National Bank | |
| | | | सिंडीकेट बँक | | Syndicate Bank | |
| | | | युको बँक | | Uco Bank | |
| | | | युनियन बँक ऑफ इंडिया | | Union Bank Of India | |
| | | | युनायटेड बँक ऑफ इंडिया | | United Bank Of India | |
| | | | विजया बँक | | Vijaya Bank | |
| | | | आयडीबीआय बँक लि. | | IDBI Bank Limited | |
| | | | फेडरल बँक लि. | | Federal Bank Ltd | |
| | | | आय.एन्.जी.वैश्य बँक लि. | | ING Vysya Bank Ltd | |
| | | | करुर वैश्य बँक लि. | | Karur Vysya Bank Ltd | |
| | | | रत्नाकर बँक लि. | | Ratnakar Bank Ltd | |
| | | | सांगली बँक लि. | | Sangli Bank Ltd | |
| | | | युनायटेड वेस्टर्न बँक लि. | | United Western Bank Ltd | |
| | | | एक्सिस बँक लि. | | Axis Bank Limited | |
| | | | एचडीएफसी बँक लि. | | HDFC Bank Ltd. | |
| | | | आयसीआयसीआय बँक लि. | | ICICI Bank Limited | |
| | | | कोटक महिंद्रा बँक लि. | | Kotak Mahindra Bank Ltd. | |
| | | | येस बँक लि. | | Yes Bank Ltd. | |
| | | | बार्कलेज बँक पीएलसी | | Barclays Bank Plc | |
| | | | महाराष्ट्र गोदावरी ग्रामीण बँक | | Maharashtra Godavari Gramin Bank | |
| | | | महाराष्ट्र ग्रामीण बँक | | Maharashtra Gramin Bank | |

तक्ता क्रमांक /Table No.27.1 contd...

| (1) | (2) | (3) | (4) | (3) | (4) | (2) |
|-----|------|-----------------------------------|------------------------------|-------------------------------------|---------------------------------|------|
| 12 | पुणे | स्टेट बँक ऑफ बिकानेर अँड जयपूर | अलाहाबाद बँक | State Bank Of Bikaner And Jaipur | Allahabad Bank | Pune |
| | | स्टेट बँक ऑफ हैद्राबाद | आंध्र बँक | State Bank Of Hyderabad | Andhra Bank | |
| | | स्टेट बँक ऑफ इंडिया | बँक ऑफ बरोडा | State Bank Of India | Bank Of Baroda | |
| | | स्टेट बँक ऑफ इंदूर | बँक ऑफ इंडिया | State Bank Of Indore | Bank Of India | |
| | | स्टेट बँक ऑफ म्हैसूर | बँक ऑफ महाराष्ट्र | State Bank Of Mysore | Bank Of Maharashtra | |
| | | स्टेट बँक ऑफ पटियाळा | कॅनरा बँक | State Bank Of Patiala | Canara Bank | |
| | | स्टेट बँक ऑफ सौराष्ट्र | सेंट्रल बँक ऑफ इंडिया | State Bank Of Saurashtra | Central Bank Of India | |
| | | स्टेट बँक ऑफ त्रावणकोर | कॉर्पोरेशन बँक | State Bank Of Travancore | Corporation Bank | |
| | | | देना बँक | | Dena Bank | |
| | | | इंडियन बँक | | Indian Bank | |
| | | | इंडियन ओवरसिज बँक | | Indian Overseas Bank | |
| | | | ओरिएन्टल बँक ऑफ कॉमर्स | | Oriental Bank Of Commerce | |
| | | | पंजाब अँड सिंध बँक | | Punjab And Sind Bank | |
| | | | पंजाब नॅशनल बँक | | Punjab National Bank | |
| | | | सिंडीकेट बँक लि. | | Syndicate Bank | |
| | | | युको बँक | | Uco Bank | |
| | | | युनियन बँक ऑफ इंडिया | | Union Bank Of India | |
| | | | युनायटेड बँक ऑफ इंडिया | | United Bank Of India | |
| | | | विजया बँक | | Vijaya Bank | |
| | | | आयडीबीआय बँक लि. | | IDBI Bank Limited | |
| | | | बँक ऑफ मदुरा लि | | Bank Of Madura Ltd | |
| | | | बँक ऑफ राजस्थान लि. | | Bank Of Rajasthan Ltd | |
| | | | भारत ओवरसिज बँक लि. | | Bharat Overseas Bank Ltd | |
| | | | कॅथलिक सीरीयन बँक लि. | | Catholic Syrian Bank Ltd | |
| | | | सिटी युनियन बँक लि. | | City Union Bank Ltd | |
| | | | फेडरल बँक लि. | | Federal Bank Ltd | |
| | | | गणेश बँक ऑफ कुरुंदवाड लि. | | Ganesh Bank Of Kurundwad Ltd | |
| | | | आय.एन्.जी.वैश्य बँक लि. | | Ing Vysya Bank Ltd | |
| | | | जम्मू अँड काश्मिर बँक लि. | | Jammu & Kashmir Bank Ltd | |
| | | | कर्नाटक बँक लि. | | Karnataka Bank Ltd | |
| | | | करूर वैश्य बँक लि. | | Karur Vysya Bank Ltd | |
| | | | लक्ष्मी विलास बँक लि. | | Lakshmi Vilas Bank Ltd | |
| | | | लॉर्ड कृष्णा बँक लि. | | Lord Krishna Bank Ltd | |
| | | | रत्नाकर बँक लि. | | Ratnakar Bank Ltd | |
| | | | सांगली बँक लि. | | Sangli Bank Ltd | |
| | | | साऊथ इंडियन बँक लि. | | South Indian Bank Ltd | |
| | | | तामीळनाडू मर्कन्टाईल बँक लि. | | Tamilnad Mercantile Bank Ltd | |
| | | | द धनलक्ष्मी बँक लि. | | The Dhanalakshmi Bank Ltd | |
| | | | युनायटेड वेस्टर्न् बँक लि. | | United Western Bank Ltd | |
| | | | एक्सिस बँक लि. | | Axis Bank Limited | |
| | | | बँक ऑफ पंजाब लि. | | Bank Of Punjab Limited | |
| | | | सेंच्युरियन बँक ऑफ पंजाब लि. | | Centurion Bank Of Punjab Ltd. | |
| | | | डेव्हलपमेंट क्रेडिट बँक लि. | | Dev Bank Limited | |
| | | | ग्लोबल ट्रस्ट बँक लि. | | Global Trust Bank Limited | |

तक्ता क्रमांक /Table No.27.1 contd...

| (1) | (2) | (3) | (4) | (3) | (4) | (2) |
|-----|--------|------------------------|--|-------------------------|-----|--|
| | | | एचडीएफसी बँक लि. | | | HDFC Bank Ltd. |
| | | | आयसीआयसीआय बँक लि. | | | ICICI Bank Limited |
| | | | इंडूसिंध बँक लि. | | | Indusind Bank Ltd |
| | | | कोटक महिंद्रा बँक लि. | | | Kotak Mahindra Bank Ltd. |
| | | | येस बँक लि. | | | Yes Bank Ltd. |
| | | | अमेरिकन एक्सप्रेस बँक लि. | | | American Express Bank Ltd |
| | | | बार्कलेज बँक पीएलसी | | | Barclays Bank Plc |
| | | | बीएनपी पॅरीबास | | | Bnp Paribas |
| | | | सिटी बँक एन. ए. | | | Citibank N.A |
| | | | क्रेडिट अग्रीपोल कॉर्पोरेट अँड इन्व्हेस्टमेंट बँक | | | Credit Agricole Corporate And Investment Bank |
| | | | डी.बी.एस. बँक | | | DBS Bank Ltd. |
| | | | डच बँक | | | Deutsche Bank Ag |
| | | | हॉंगकाँग आणि शांघाय बँकिंग कॉर्पोरेशन लि. | | | Hongkong And Shanghai Banking Corp.Ltd. |
| | | | सिंहन बँक | | | Shinhan Bank |
| | | | सोसायटी जनरल | | | Societe Generale |
| | | | स्टॅण्डर्ड चार्टर्ड बँक | | | Standard Chartered Bank |
| | | | द रॉयल बँक ऑफ स्कॉटलँड एन्.व्ही. | | | The Royal Bank Of Scotland Plc |
| | | | महाराष्ट्र ग्रामीण बँक | | | Maharashtra Gramin Bank |
| | | | मराठवाडा ग्रामीण बँक | | | Marathwada Gramin Bank |
| 13 | सातारा | स्टेट बँक ऑफ हैद्राबाद | अलाहाबाद बँक | State Bank Of Hyderabad | | Allahabad Bank |
| | | स्टेट बँक ऑफ इंडिया | आंध्र बँक | State Bank Of India | | Andhra Bank |
| | | स्टेट बँक ऑफ पटियाळा | बँक ऑफ बरोडा | State Bank Of Patiala | | Bank Of Baroda |
| | | | बँक ऑफ इंडिया | | | Bank Of India |
| | | | बँक ऑफ महाराष्ट्र | | | Bank Of Maharashtra |
| | | | कॅनरा बँक | | | Canara Bank |
| | | | सेंट्रल बँक ऑफ इंडिया | | | Central Bank Of India |
| | | | कॉर्पोरेशन बँक | | | Corporation Bank |
| | | | देना बँक | | | Dena Bank |
| | | | इंडियन बँक | | | Indian Bank |
| | | | इंडियन ओवरसिज बँक | | | Indian Overseas Bank |
| | | | ओरिएन्टल बँक ऑफ कॉमर्स | | | Oriental Bank Of Commerce |
| | | | पंजाब नॅशनल बँक | | | Punjab National Bank |
| | | | सिंडीकेट बँक | | | Syndicate Bank |
| | | | युको बँक | | | Uco Bank |
| | | | युनियन बँक ऑफ इंडिया | | | Union Bank Of India |
| | | | युनायटेड बँक ऑफ इंडिया | | | United Bank Of India |
| | | | विजया बँक | | | Vijaya Bank |
| | | | आयडीबीआय बँक लि. | | | IDBI Bank Limited |
| | | | कॅथलिक सीरीयन बँक लि. | | | Catholic Syrian Bank Ltd |
| | | | फेडरल बँक लि. | | | Federal Bank Ltd |

तक्ता क्रमांक /Table No.27.1 contd...

| (1) | (2) | (3) | (4) | (3) | (4) | (2) |
|-----|--------|------------------------|------------------------------|-------------------------|-------------------------------|--------|
| | | | गणेश बँक ऑफ कुरुंदवाड लि. | | Ganesh Bank Of Kurundwad Ltd | |
| | | | आय.एन्.जी.वैश्य बँक लि. | | Ing Vysya Bank Ltd | |
| | | | कर्नाटक बँक लि. | | Karnataka Bank Ltd | |
| | | | रत्नाकर बँक लि. | | Ratnakar Bank Ltd | |
| | | | सांगली बँक लि. | | Sangli Bank Ltd | |
| | | | युनायटेड वेस्टर्न् बँक लि. | | United Western Bank Ltd | |
| | | | एक्सिस बँक लि. | | Axis Bank Limited | |
| | | | एचडीएफसी बँक लि. | | HDFC Bank Ltd. | |
| | | | आयसीआयसीआय बँक लि. | | ICICI Bank Limited | |
| | | | इंडूसिंध बँक लि. | | Indusind Bank Ltd | |
| | | | कोटक महिंद्रा बँक लि. | | Kotak Mahindra Bank Ltd. | |
| | | | सोलापूर ग्रामीण बँक | | Solapur Gramin Bank | |
| | | | विदर्भ कोंकण ग्रामीण बँक | | Vidharbha Konkan Gramin Bank | |
| | | | वैणगंगा कृष्णा ग्रामीण बँक | | Wainganga Krishna Gramin Bank | |
| 14 | सांगली | स्टेट बँक ऑफ हैद्राबाद | आंध्र बँक | State Bank Of Hyderabad | Andhra Bank | Sangli |
| | | स्टेट बँक ऑफ इंडिया | बँक ऑफ बरोडा | State Bank Of India | Bank Of Baroda | |
| | | | बँक ऑफ इंडिया | | Bank Of India | |
| | | | बँक ऑफ महाराष्ट्र | | Bank Of Maharashtra | |
| | | | कॅनरा बँक | | Canara Bank | |
| | | | सेंट्रल बँक ऑफ इंडिया | | Central Bank Of India | |
| | | | कॉर्पोरेशन बँक | | Corporation Bank | |
| | | | देना बँक | | Dena Bank | |
| | | | इंडियन बँक | | Indian Bank | |
| | | | इंडियन ओवरसिज बँक | | Indian Overseas Bank | |
| | | | ओरिएन्टल बँक ऑफ कॉमर्स | | Oriental Bank Of Commerce | |
| | | | पंजाब अँड सिंध बँक | | Punjab And Sind Bank | |
| | | | पंजाब नॅशनल बँक | | Punjab National Bank | |
| | | | सिंडीकेट बँक | | Syndicate Bank | |
| | | | युको बँक | | Uco Bank | |
| | | | युनियन बँक ऑफ इंडिया | | Union Bank Of India | |
| | | | युनायटेड बँक ऑफ इंडिया | | United Bank Of India | |
| | | | विजया बँक | | Vijaya Bank | |
| | | | आयडीबीआय बँक लि. | | Idbi Bank Limited | |
| | | | फेडरल बँक लि. | | Federal Bank Ltd | |
| | | | गणेश बँक ऑफ कुरुंदवाड लि. | | Ganesh Bank Of Kurundwad Ltd | |
| | | | कर्नाटक बँक लि. | | Karnataka Bank Ltd | |
| | | | रत्नाकर बँक लि. | | Ratnakar Bank Ltd | |
| | | | सांगली बँक लि. | | Sangli Bank Ltd | |
| | | | साऊथ इंडियन बँक लि. | | South Indian Bank Ltd | |
| | | | तामीळनाडू मर्कन्टाईल बँक लि. | | Tamilnad Mercantile Bank Ltd | |

तक्ता क्रमांक /Table No.27.1 contd...

| (1) | (2) | (3) | (4) | (3) | (4) | (2) |
|-----|---------|------------------------|----------------------------|-------------------------|-------------------------------|---------|
| | | | युनायटेड वेस्टर्न् बँक लि. | | United Western Bank Ltd | |
| | | | एक्सिस बँक लि. | | Axis Bank Limited | |
| | | | एचडीएफसी बँक लि. | | HDFC Bank Ltd. | |
| | | | आयसीआयसीआय बँक लि. | | ICICI Bank Limited | |
| | | | इंडूसिंध बँक लि. | | Indusind Bank Ltd | |
| | | | विदर्भ कोंकण ग्रामीण बँक | | Vidharbha Konkan Gramin Bank | |
| | | | वैणगंगा कृष्णा ग्रामीण बँक | | Wainganga Krishna Gramin Bank | |
| | | | सुभद्रा लोकल एरिया बँक लि. | | Subhadra Local Area Bank Ltd. | |
| 15 | सोलापूर | स्टेट बँक ऑफ हैद्राबाद | अलाहाबाद बँक | State Bank Of Hyderabad | Allahabad Bank | Solapur |
| | | स्टेट बँक ऑफ इंडिया | आंध्र बँक | State Bank Of India | Andhra Bank | |
| | | स्टेट बँक ऑफ म्हासूर | बँक ऑफ बरोडा | State Bank Of Mysore | Bank Of Baroda | |
| | | | बँक ऑफ इंडिया | | Bank Of India | |
| | | | बँक ऑफ महाराष्ट्र | | Bank Of Maharashtra | |
| | | | कॅनरा बँक | | Canara Bank | |
| | | | सेंट्रल बँक ऑफ इंडिया | | Central Bank Of India | |
| | | | कॉर्पोरेशन बँक | | Corporation Bank | |
| | | | देना बँक | | Dena Bank | |
| | | | इंडियन बँक | | Indian Bank | |
| | | | इंडियन ओव्हरसिज बँक | | Indian Overseas Bank | |
| | | | ओरिएण्टल बँक ऑफ कॉमर्स | | Oriental Bank Of Commerce | |
| | | | पंजाब नॅशनल बँक | | Punjab National Bank | |
| | | | सिंडीकेट बँक | | Syndicate Bank | |
| | | | युको बँक | | Uco Bank | |
| | | | युनियन बँक ऑफ इंडिया | | Union Bank Of India | |
| | | | युनायटेड बँक ऑफ इंडिया | | United Bank Of India | |
| | | | विजया बँक | | Vijaya Bank | |
| | | | आयडीबीआय बँक लि. | | Idbi Bank Limited | |
| | | | फेडरल बँक लि. | | Federal Bank Ltd | |
| | | | आय.एन्.जी.वैश्य बँक लि. | | Ing Vysya Bank Ltd | |
| | | | कर्नाटक बँक लि. | | Karnataka Bank Ltd | |
| | | | करुर वैश्य बँक लि. | | Karur Vysya Bank Ltd | |
| | | | रत्नाकर बँक लि. | | Ratnakar Bank Ltd | |
| | | | सांगली बँक लि. | | Sangli Bank Ltd | |
| | | | युनायटेड वेस्टर्न् बँक लि. | | United Western Bank Ltd | |
| | | | एक्सिस बँक लि. | | Axis Bank Limited | |
| | | | एचडीएफसी बँक लि. | | HDFC Bank Ltd. | |
| | | | आयसीआयसीआय बँक लि. | | ICICI Bank Limited | |
| | | | इंडूसिंध बँक लि. | | Indusind Bank Ltd | |
| | | | कोटक महिंद्रा बँक लि. | | Kotak Mahindra Bank Ltd. | |
| | | | सोलापूर ग्रामीण बँक | | Solapur Gramin Bank | |
| | | | विदर्भ कोंकण ग्रामीण बँक | | Vidharbha Konkan Gramin Bank | |

तक्ता क्रमांक /Table No.27.1 contd...

| (1) | (2) | (3) | (4) | (3) | (4) | (2) |
|-----|-----------|---|--|---|---|-------------------------------|
| | | | वैणगंगा कृष्णा ग्रामीण बैंक | | | Wainganga Krishna Gramin Bank |
| 16 | कोल्हापूर | स्टेट बँक ऑफ हैद्राबाद स्टेट बँक ऑफ इंडिया स्टेट बँक ऑफ म्हासूर स्टेट बँक ऑफ पटियाळा | अलाहाबाद बँक आंध्र बँक बँक ऑफ बरोडा बँक ऑफ इंडिया बँक ऑफ महाराष्ट्र कॅनरा बँक सेंट्रल बँक ऑफ इंडिया कॉर्पोरेशन बँक देना बँक इंडियन बँक इंडियन ओव्हरसिज बँक ओरिएण्टल बँक ऑफ कॉमर्स पंजाब अँड सिंध बँक पंजाब नॅशनल बँक सिंडीकेट बँक युको बँक युनियन बँक ऑफ इंडिया युनायटेड बँक ऑफ इंडिया विजया बँक आयडीबीआय बँक लि. बँक ऑफ राजस्थान लि. कॅथलिक सीरीयन बँक लि. सिटी युनियन बँक लि. फेडरल बँक लि. गणे बँक ऑफ कुरुंदवाड लि. आय.एन्.जी.वैश्य बँक लि. कर्नाटका बँक लि. करुर वैश्य बँक लि. रत्नाकर बँक लि. सांगली बँक लि. साऊथ इंडियन बँक लि. तामीळनाडू मर्कन्टाईल बँक लि. युनायटेड वेस्टर्न् बँक लि. एक्सिस बँक लि. सेंच्युरियन बँक ऑफ पंजाब लि. एचडीएफसी बँक लि. आयसीआयसीआय बँक लि. आयडीबीआय बँक लि. इंडूसिंध बँक लि. कोटक महिंद्रा बँक लि. येस बँक लि. डी.बी.एस. बँक | State Bank Of Hyderabad State Bank Of India State Bank Of Mysore State Bank Of Patiala | Allahabad Bank Andhra Bank Bank Of Baroda Bank Of India Bank Of Maharashtra Canara Bank Central Bank Of India Corporation Bank Dena Bank Indian Bank Indian Overseas Bank Oriental Bank Of Commerce Punjab And Sind Bank Punjab National Bank Syndicate Bank Uco Bank Union Bank Of India United Bank Of India Vijaya Bank Idbi Bank Limited Bank Of Rajasthan Ltd Catholic Syrian Bank Ltd City Union Bank Limited Federal Bank Ltd Ganesh Bank Of Kurundwad Ltd Ing Vysya Bank Ltd Karnataka Bank Ltd Karur Vysya Bank Ltd Ratnakar Bank Ltd Sangli Bank Ltd South Indian Bank Ltd Tamilnad Mercantile Bank Ltd United Western Bank Ltd Axis Bank Limited Centurion Bank Of Punjab Ltd. HDFC Bank Ltd. ICICI Bank Limited IDBI Bank Limited Indusind Bank Ltd Kotak Mahindra Bank Ltd. Yes Bank Ltd. Dbs Bank Ltd. | Kolhapur |

तक्ता क्रमांक /Table No.27.1 contd...

| (1) | (2) | (3) | (4) | (5) | (6) | (7) |
|-----|----------|--------------------------------|------------------------------------|----------------------------------|---------------------------|----------------------------------|
| | | | डच बँक | | | Deutsche Bank Ag |
| | | | द रॉयल बँक ऑफ स्कॉटलॅन्ड एन्.व्ही. | | | The Royal Bank Of Scotland Plc |
| | | | रत्नागिरी सिंधुदुर्ग ग्रामीण बँक | | | Ratnagiri Sindhudurg Gramin Bank |
| | | | विदर्भ कोंकण ग्रामीण बँक | | | Vidharbha Konkan Gramin Bank |
| | | | वैणगंगा कृष्णा ग्रामीण बँक | | | Wainganga Krishna Gramin Bank |
| | | | सुभद्रा लोकल एरिया बँक लि. | | | Subhadra Local Area Bank Ltd. |
| 17 | औरंगाबाद | स्टेट बँक ऑफ बिकानेर अँड जयपूर | अलाहाबाद बँक | State Bank Of Bikaner And Jaipur | Allahabad Bank | Aurangabad |
| | | स्टेट बँक ऑफ हैद्राबाद | आंध्र बँक | State Bank Of Hyderabad | Andhra Bank | |
| | | स्टेट बँक ऑफ इंडिया | बँक ऑफ बरोडा | State Bank Of India | Bank Of Baroda | |
| | | स्टेट बँक ऑफ इंदोर | बँक ऑफ इंडिया | State Bank Of Indore | Bank Of India | |
| | | स्टेट बँक ऑफ पटियाळा | बँक ऑफ महाराष्ट्र | State Bank Of Patiala | Bank Of Maharashtra | |
| | | | कॅनरा बँक | | Canara Bank | |
| | | | सेंट्रल बँक ऑफ इंडिया | | Central Bank Of India | |
| | | | कॉर्पोरेशन बँक | | Corporation Bank | |
| | | | देना बँक | | Dena Bank | |
| | | | इंडियन बँक | | Indian Bank | |
| | | | इंडियन ओव्हरसिज बँक | | Indian Overseas Bank | |
| | | | ओरिएन्टल बँक ऑफ कॉमर्स | | Oriental Bank Of Commerce | |
| | | | पंजाब अँड सिंध बँक | | Punjab And Sind Bank | |
| | | | पंजाब नॅशनल बँक | | Punjab National Bank | |
| | | | सिंडीकेट बँक लि. | | Syndicate Bank | |
| | | | युको बँक | | Uco Bank | |
| | | | युनायटेड बँक ऑफ इंडिया | | Union Bank Of India | |
| | | | युनियन बँक ऑफ इंडिया | | United Bank Of India | |
| | | | विजया बँक | | Vijaya Bank | |
| | | | आयडीबीआय बँक लि. | | IDBI Bank Limited | |
| | | | बँक ऑफ राजस्थान लि. | | Bank Of Rajasthan Ltd | |
| | | | भारत ओवरसिज बँक लि. | | Bharat Overseas Bank Ltd | |
| | | | कॅथलिक सीरीयन बँक लि. | | Catholic Syrian Bank Ltd | |
| | | | सिटी युनियन बँक लि. | | City Union Bank Ltd | |
| | | | फेडरल बँक लि. | | Federal Bank Ltd | |
| | | | आय.एन्.जी.वैश्य बँक लि. | | ING Vysya Bank Ltd | |
| | | | जम्मू अँड काश्मिर बँक लि. | | Jammu & Kashmir Bank Ltd | |
| | | | कर्नाटका बँक लि. | | Karnataka Bank Ltd | |
| | | | करुर वैश्य बँक लि. | | Karur Vysya Bank Ltd | |
| | | | रत्नाकर बँक लि. | | Ratnakar Bank Ltd | |
| | | | सांगली बँक लि. | | Sangli Bank Ltd | |
| | | | साऊथ इंडियन बँक लि. | | South Indian Bank Ltd | |
| | | | युनायटेड वेस्टर्न् बँक लि. | | United Western Bank Ltd | |
| | | | एक्सिस बँक लि. | | Axis Bank Limited | |

तक्ता क्रमांक /Table No.27.1 contd...

| (1) | (2) | (3) | (4) | (3) | (4) | (2) |
|-----|-------|------------------------|--------------------------------|-------------------------|----------------------------------|----------------------------------|
| | | | सेच्युरियन बँक ऑफ पंजाब लि. | | | Centurion Bank Of Punjab Ltd. |
| | | | डेव्हलपमेंट क्रेडिट बँक लि. | | | Deb Bank Limited |
| | | | एचडीएफसी बँक लि. | | | Hdfc Bank Ltd. |
| | | | आयसीआयसीआय बँक लि. | | | Icici Bank Limited |
| | | | आयडीबीआय बँक लि. | | | Idbi Bank Limited |
| | | | इंडुसिंध बँक लि. | | | Indusind Bank Ltd |
| | | | कोटक महिंद्रा बँक लि. | | | Kotak Mahindra Bank Ltd. |
| | | | येस बँक लि. | | | Yes Bank Ltd. |
| | | | सिटी बँक एन. ए. | | | Citibank N.A |
| | | | डच बँक | | | Deutsche Bank Ag |
| | | | औरंगाबाद जालना ग्रामीण बँक | | | Aurangabad Jalna Gramin Bank |
| | | | महाराष्ट्र गोदावरी ग्रामीण बँक | | | Maharashtra Godavari Gramin Bank |
| | | | महाराष्ट्र ग्रामीण बँक | | | Maharashtra Gramin Bank |
| 18 | जालना | स्टेट बँक ऑफ हेद्राबाद | अलाहाबाद बँक | State Bank Of Hyderabad | Allahabad Bank | Jalna |
| | | स्टेट बँक ऑफ इंडिया | आंध्र बँक | State Bank Of India | Andhra Bank | |
| | | | बँक ऑफ बरोडा | | Bank Of Baroda | |
| | | | बँक ऑफ इंडिया | | Bank Of India | |
| | | | बँक ऑफ महाराष्ट्र | | Bank Of Maharashtra | |
| | | | कनरा बँक | | Canara Bank | |
| | | | सेंट्रल बँक ऑफ इंडिया | | Central Bank Of India | |
| | | | देना बँक | | Dena Bank | |
| | | | इंडियन बँक | | Indian Bank | |
| | | | इंडियन ओवरसिज बँक | | Indian Overseas Bank | |
| | | | ओरिएन्टल बँक ऑफ कॉमर्स | | Oriental Bank Of Commerce | |
| | | | पंजाब नॅशनल बँक | | Punjab National Bank | |
| | | | सिंडीकेट बँक | | Syndicate Bank | |
| | | | युको बँक | | Uco Bank | |
| | | | युनियन बँक ऑफ इंडिया | | Union Bank Of India | |
| | | | विजया बँक | | Vijaya Bank | |
| | | | आयडीबीआय बँक लि. | | IDBI Bank Limited | |
| | | | सांगली बँक लि. | | Sangli Bank Ltd | |
| | | | युनायटेड वेस्टर्न बँक लि. | | United Western Bank Ltd | |
| | | | एक्सिस बँक लि. | | Axis Bank Limited | |
| | | | एचडीएफसी बँक लि. | | HDFC Bank Ltd. | |
| | | | आयसीआयसीआय बँक लि. | | ICICI Bank Limited | |
| | | | औरंगाबाद जालना ग्रामीण बँक | | Aurangabad Jalna Gramin Bank | |
| | | | महाराष्ट्र गोदावरी ग्रामीण बँक | | Maharashtra Godavari Gramin Bank | |
| | | | महाराष्ट्र ग्रामीण बँक | | Maharashtra Gramin Bank | |

तक्ता क्रमांक /Table No.27.1 contd...

| (1) | (2) | (3) | (4) | (3) | (4) | (2) |
|-----|---------|---|---|---|--|----------|
| 19 | परभणी | स्टेट बँक ऑफ हैद्राबाद स्टेट बँक ऑफ इंडिया | अलाहाबाद बँक आंध्र बँक बँक ऑफ बरोडा बँक ऑफ इंडिया बँक ऑफ महाराष्ट्र कॅनरा बँक सेंट्रल बँक ऑफ इंडिया देना बँक इंडियन ओवरसिज बँक पंजाब नॅशनल बँक सिंडीकेट बँक युको बँक युनियन बँक ऑफ इंडिया विजया बँक आयडीबीआय बँक लि. बँक ऑफ राजस्थान लि. सांगली बँक लि. युनायटेड वेस्टर्न् बँक लि. एक्सिस बँक लि. एचडीएफसी बँक लि. आयसीआयसीआय बँक लि. महाराष्ट्र ग्रामीण बँक मराठवाडा ग्रामीण बँक | State Bank Of Hyderabad State Bank Of India | Allahabad Bank Andhra Bank Bank Of Baroda Bank Of India Bank Of Maharashtra Canara Bank Central Bank Of India Dena Bank Indian Overseas Bank Punjab National Bank Syndicate Bank Uco Bank Union Bank Of India Vijaya Bank IDBI Bank Limited Bank Of Rajasthan Ltd Sangli Bank Ltd United Western Bank Ltd Axis Bank Limited HDFC Bank Ltd. ICICI Bank Limited Maharashtra Gramin Bank Marathwada Gramin Bank | Parbhani |
| 20 | हिंगोली | स्टेट बँक ऑफ हैद्राबाद स्टेट बँक ऑफ इंडिया | अलाहाबाद बँक बँक ऑफ बरोडा बँक ऑफ इंडिया बँक ऑफ महाराष्ट्र कॅनरा बँक सेंट्रल बँक ऑफ इंडिया पंजाब नॅशनल बँक सिंडीकेट बँक युको बँक युनियन बँक ऑफ इंडिया आयडीबीआय बँक लि. युनायटेड वेस्टर्न् बँक लि. एक्सिस बँक लि. एचडीएफसी बँक लि. आयसीआयसीआय बँक लि. महाराष्ट्र ग्रामीण बँक मराठवाडा ग्रामीण बँक | State Bank Of Hyderabad State Bank Of India | Allahabad Bank Bank Of Baroda Bank Of India Bank Of Maharashtra Canara Bank Central Bank Of India Punjab National Bank Syndicate Bank Uco Bank Union Bank Of India IDBI Bank Limited United Western Bank Ltd Axis Bank Limited HDFC Bank Ltd. ICICI Bank Limited Maharashtra Gramin Bank Marathwada Gramin Bank | Hingoli |

तक्ता क्रमांक /Table No.27.1 contd...

| (1) | (2) | (3) | (4) | (3) | (4) | (2) |
|-----|--------|---|--|--|---|--------|
| 21 | बीड | स्टेट बँक ऑफ हैद्राबाद स्टेट बँक ऑफ इंडिया | बँक ऑफ बरोडा बँक ऑफ इंडिया बँक ऑफ महाराष्ट्र कॅनरा बँक सेंट्रल बँक ऑफ इंडिया देना बँक पंजाब नॅशनल बँक सिंडीकेट बँक यूनियन बँक ऑफ इंडिया विजया बँक आयडीबीआय बँक लि. युनायटेड वेस्टर्न् बँक लि. एक्सिस बँक लि. डेव्हलपमेंट क्रेडिट बँक लि. एचडीएफसी बँक लि. आयसीआयसीआय बँक लि. महाराष्ट्र ग्रामीण बँक मराठवाडा ग्रामीण बँक | State Bank Of Hyderabad State Bank Of India | Bank Of Baroda Bank Of India Bank Of Maharashtra Canara Bank Central Bank Of India Dena Bank Punjab National Bank Syndicate Bank Union Bank Of India Vijaya Bank IDBI Bank Limited United Western Bank Ltd Axis Bank Limited Dcb Bank Limited HDFC Bank Ltd. ICICI Bank Limited Maharashtra Gramin Bank Marathwada Gramin Bank | Beed |
| 22 | नांदेड | स्टेट बँक ऑफ हैद्राबाद स्टेट बँक ऑफ इंडिया स्टेट बँक ऑफ पटियाला | अलाहाबाद बँक आंध्र बँक बँक ऑफ बरोडा बँक ऑफ इंडिया बँक ऑफ महाराष्ट्र कॅनरा बँक सेंट्रल बँक ऑफ इंडिया कॉर्पोरेशन बँक देना बँक इंडियन ओव्हरसिज बँक ओरिएन्टल बँक ऑफ कॉमर्स पंजाब अँड सिंध बँक पंजाब नॅशनल बँक सिंडीकेट बँक युको बँक यूनियन बँक ऑफ इंडिया विजया बँक आयडीबीआय बँक लि. आय.एन्.जी.वैश्य बँक लि. कर्नाटका बँक लि. करुर वैश्य बँक लि. सांगली बँक लि. युनायटेड वेस्टर्न् बँक लि. एक्सिस बँक लि. डेव्हलपमेंट क्रेडिट बँक लि. एचडीएफसी बँक लि. | State Bank Of Hyderabad State Bank Of India State Bank Of Patiala | Allahabad Bank Andhra Bank Bank Of Baroda Bank Of India Bank Of Maharashtra Canara Bank Central Bank Of India Corporation Bank Dena Bank Indian Overseas Bank Oriental Bank Of Commerce Punjab And Sind Bank Punjab National Bank Syndicate Bank Uco Bank Union Bank Of India Vijaya Bank IDBI Bank Limited Ing Vysya Bank Ltd Karnataka Bank Ltd Karur Vysya Bank Ltd Sangli Bank Ltd United Western Bank Ltd Axis Bank Limited Dcb Bank Limited HDFC Bank Ltd. | Nanded |

तक्ता क्रमांक /Table No.27.1 contd...

| (1) | (2) | (3) | (4) | (5) | (6) | (7) |
|-----|------------|------------------------|------------------------|----------------------------|---------------------------|-------------------------|
| | | | आयसीआयसीआय बँक लि. | | | ICICI Bank Limited |
| | | | इंडुसिंध बँक लि. | | | Indusind Bank Ltd |
| | | | सिटी बँक एन. ए. | | | Citibank N.A |
| | | | महाराष्ट्र ग्रामीण बँक | | | Maharashtra Gramin Bank |
| | | | मराठवाडा ग्रामीण बँक | | | Marathwada Gramin Bank |
| 23 | उस्मानाबाद | स्टेट बँक ऑफ हैद्राबाद | अलाहाबाद बँक | State Bank Of Hyderabad | Allahabad Bank | Osmanabad |
| | | स्टेट बँक ऑफ इंडिया | बँक ऑफ इंडिया | State Bank Of India | Bank Of Baroda | |
| | | | बँक ऑफ इंडिया | | Bank Of India | |
| | | | बँक ऑफ महाराष्ट्र | | Bank Of Maharashtra | |
| | | | कॅनरा बँक | | Canara Bank | |
| | | | सेंट्रल बँक ऑफ इंडिया | | Central Bank Of India | |
| | | | देना बँक | | Dena Bank | |
| | | | पंजाब नॅशनल बँक | | Punjab National Bank | |
| | | | सिंडीकेट बँक | | Syndicate Bank | |
| | | | युको बँक | | Uco Bank | |
| | | | युनियन बँक ऑफ इंडिया | | Union Bank Of India | |
| | | | आयडीबीआय बँक लि. | | IDBI Bank Limited | |
| | | | रत्नाकर बँक लि. | | Ratnakar Bank Ltd | |
| | | | एक्सिस बँक लि. | | Axis Bank Limited | |
| | | | एचडीएफसी बँक लि. | | HDFC Bank Ltd. | |
| | | | आयसीआयसीआय बँक लि. | | ICICI Bank Limited | |
| | | | महाराष्ट्र ग्रामीण बँक | | Maharashtra Gramin Bank | |
| | | | मराठवाडा ग्रामीण बँक | | Marathwada Gramin Bank | |
| 24 | लातूर | स्टेट बँक ऑफ हैद्राबाद | अलाहाबाद बँक | State Bank Of Hyderabad | Allahabad Bank | Latur |
| | | स्टेट बँक ऑफ इंडिया | आंध्र बँक | State Bank Of India | Andhra Bank | |
| | | | बँक ऑफ बरोडा | | Bank Of Baroda | |
| | | | बँक ऑफ इंडिया | | Bank Of India | |
| | | | बँक ऑफ महाराष्ट्र | | Bank Of Maharashtra | |
| | | | कॅनरा बँक | | Canara Bank | |
| | | | सेंट्रल बँक ऑफ इंडिया | | Central Bank Of India | |
| | | | देना बँक | | Dena Bank | |
| | | | इंडियन बँक | | Indian Bank | |
| | | | इंडियन ओव्हरसिज बँक | | Indian Overseas Bank | |
| | | | ओरिएण्टल बँक ऑफ कॉमर्स | | Oriental Bank Of Commerce | |
| | | | पंजाब नॅशनल बँक | | Punjab National Bank | |
| | | | सिंडीकेट बँक | | Syndicate Bank | |
| | | | युको बँक | | Uco Bank | |
| | | | युनियन बँक ऑफ इंडिया | | Union Bank Of India | |
| | | | विजया बँक | | Vijaya Bank | |
| | | | आयडीबीआय बँक लि. | | IDBI Bank Limited | |
| | | | सांगली बँक लि. | | Sangli Bank Ltd | |

तक्ता क्रमांक /Table No.27.1 contd...

| (1) | (2) | (3) | (4) | (3) | (4) | (2) |
|-----|---------|---|---|---|---|----------|
| | | | युनायटेड वेस्टर्न् बँक लि. एक्सिस बँक लि. एचडीएफसी बँक लि. आयसीआयसीआय बँक लि. कोटक महिंद्रा बँक लि. महाराष्ट्र ग्रामीण बँक मराठवाडा ग्रामीण बँक | | United Western Bank Ltd Axis Bank Limited HDFC Bank Ltd. ICICI Bank Limited Kotak Mahindra Bank Ltd. Maharashtra Gramin Bank Marathwada Gramin Bank | |
| 25 | बुलढाणा | स्टेट बँक ऑफ हैद्राबाद स्टेट बँक ऑफ इंडिया | अलाहाबाद बँक बँक ऑफ बरोडा बँक ऑफ इंडिया बँक ऑफ महाराष्ट्र कॅनरा बँक सेंट्रल बँक ऑफ इंडिया देना बँक इंडियन ओव्हरसिज बँक ओरिएन्टल बँक ऑफ कॉमर्स पंजाब नॅशनल बँक सिंडीकेट बँक युको बँक युनियन बँक ऑफ इंडिया आयडीबीआय बँक लि. युनायटेड वेस्टर्न् बँक लि. एक्सिस बँक लि. एचडीएफसी बँक लि. आयसीआयसीआय बँक लि. कोटक महिंद्रा बँक लि. बुलढाणा ग्रामीण बँक विदर्भ कोंकण ग्रामीण बँक विदर्भ क्षत्रिय ग्रामीण बँक | State Bank Of Hyderabad State Bank Of India | Allahabad Bank Bank Of Baroda Bank Of India Bank Of Maharashtra Canara Bank Central Bank Of India Dena Bank Indian Overseas Bank Oriental Bank Of Commerce Punjab National Bank Syndicate Bank Uco Bank Union Bank Of India IDBI Bank Limited United Western Bank Ltd Axis Bank Limited HDFC Bank Ltd. ICICI Bank Limited Kotak Mahindra Bank Ltd. Buldhana Gramin Bank Vidharbha Konkan Gramin Bank Vidharbha Kshetriya Gramin Bank | Buldhana |
| 26 | अकोला | स्टेट बँक ऑफ हैद्राबाद स्टेट बँक ऑफ इंडिया स्टेट बँक ऑफ इंदोर | अलाहाबाद बँक बँक ऑफ बरोडा बँक ऑफ इंडिया बँक ऑफ महाराष्ट्र कॅनरा बँक सेंट्रल बँक ऑफ इंडिया कॉर्पोरेशन बँक देना बँक इंडियन बँक इंडियन ओव्हरसिज बँक ओरिएन्टल बँक ऑफ कॉमर्स | State Bank Of Hyderabad State Bank Of India State Bank Of Indore | Allahabad Bank Bank Of Baroda Bank Of India Bank Of Maharashtra Canara Bank Central Bank Of India Corporation Bank Dena Bank Indian Bank Indian Overseas Bank Oriental Bank Of Commerce | |

तक्ता क्रमांक /Table No.27.1 contd...

| (1) | (2) | (3) | (4) | (3) | (4) | (2) |
|-----|---------|------------------------|-----------------------------|-------------------------|---------------------------------|----------|
| | | | पंजाब नॅशनल बँक | | Punjab National Bank | |
| | | | सिडीकेट बँक | | Syndicate Bank | |
| | | | युको बँक | | Uco Bank | |
| | | | युनियन बँक ऑफ इंडिया | | Union Bank Of India | |
| | | | विजया बँक | | Vijaya Bank | |
| | | | आयडीबीआय बँक लि. | | IDBI Bank Limited | |
| | | | बँक ऑफ राजस्थान लि. | | Bank Of Rajasthan Ltd | |
| | | | कॅथलिक सीरीयन बँक लि. | | Catholic Syrian Bank Ltd | |
| | | | सांगली बँक लि. | | Sangli Bank Ltd | |
| | | | युनायटेड वेस्टर्न बँक लि. | | United Western Bank Ltd | |
| | | | एक्सिस बँक लि. | | Axis Bank Limited | |
| | | | एचडीएफसी बँक लि. | | HDFC Bank Ltd. | |
| | | | आयसीआयसीआय बँक लि. | | ICICI Bank Limited | |
| | | | इंडूसिंध बँक लि. | | Indusind Bank Ltd | |
| | | | कोटक महिंद्रा बँक लि. | | Kotak Mahindra Bank Ltd. | |
| | | | सिटी बँक एन. ए. | | Citibank N.A | |
| | | | अकोला ग्रामीण बँक | | Akola Gramin Bank | |
| | | | विदर्भ कोंकण ग्रामीण बँक | | Vidharbha Konkan Gramin Bank | |
| | | | विदर्भ क्षत्रिय ग्रामीण बँक | | Vidharbha Kshetriya Gramin Bank | |
| 27 | वाशिम | स्टेट बँक ऑफ इंडिया | अलाहाबाद बँक | State Bank Of India | Allahabad Bank | Washim |
| | | | बँक ऑफ बरोडा | | Bank Of Baroda | |
| | | | बँक ऑफ इंडिया | | Bank Of India | |
| | | | बँक ऑफ महाराष्ट्र | | Bank Of Maharashtra | |
| | | | कॅनरा बँक | | Canara Bank | |
| | | | सेंट्रल बँक ऑफ इंडिया | | Central Bank Of India | |
| | | | इंडियन ओव्हरसिज बँक | | Indian Overseas Bank | |
| | | | पंजाब नॅशनल बँक | | Punjab National Bank | |
| | | | सिडीकेट बँक | | Syndicate Bank | |
| | | | युको बँक | | Uco Bank | |
| | | | युनियन बँक ऑफ इंडिया | | Union Bank Of India | |
| | | | आयडीबीआय बँक लि. | | IDBI Bank Limited | |
| | | | एक्सिस बँक लि. | | Axis Bank Limited | |
| | | | एचडीएफसी बँक लि. | | HDFC Bank Ltd. | |
| | | | आयसीआयसीआय बँक लि. | | ICICI Bank Limited | |
| | | | अकोला ग्रामीण बँक | | Akola Gramin Bank | |
| | | | विदर्भ कोंकण ग्रामीण बँक | | Vidharbha Konkan Gramin Bank | |
| | | | विदर्भ क्षत्रिय ग्रामीण बँक | | Vidharbha Kshetriya Gramin Bank | |
| 28 | अमरावती | स्टेट बँक ऑफ हैद्राबाद | अलाहाबाद बँक | State Bank Of Hyderabad | Allahabad Bank | Amravati |
| | | स्टेट बँक ऑफ इंडिया | आंध्र बँक | State Bank Of India | Andhra Bank | |

तक्ता क्रमांक /Table No.27.1 contd...

| (1) | (2) | (3) | (4) | (3) | (4) | (2) |
|-----|--------|------------------------|-----------------------------|----------------------------|------------------------------------|----------|
| | | | बँक ऑफ बरोडा | | Bank Of Baroda | |
| | | | बँक ऑफ इंडिया | | Bank Of India | |
| | | | बँक ऑफ महाराष्ट्र | | Bank Of Maharashtra | |
| | | | कॅनरा बँक | | Canara Bank | |
| | | | सेंट्रल बँक ऑफ इंडिया | | Central Bank Of India | |
| | | | कॉर्पोरेशन बँक | | Corporation Bank | |
| | | | देना बँक | | Dena Bank | |
| | | | इंडियन बँक | | Indian Bank | |
| | | | इंडियन ओव्हरसिज बँक | | Indian Overseas Bank | |
| | | | ओरिएन्टल बँक ऑफ कॉमर्स | | Oriental Bank Of Commerce | |
| | | | पंजाब नॅशनल बँक | | Punjab National Bank | |
| | | | सिंडीकेट बँक | | Syndicate Bank | |
| | | | युको बँक | | Uco Bank | |
| | | | युनियन बँक ऑफ इंडिया | | Union Bank Of India | |
| | | | विजया बँक | | Vijaya Bank | |
| | | | आयडीबीआय बँक लि. | | IDBI Bank Limited | |
| | | | बँक ऑफ राजस्थान लि. | | Bank Of Rajasthan Ltd | |
| | | | कॅथलिक सीरीयन बँक लि. | | Catholic Syrian Bank Ltd | |
| | | | सिटी बँक एन. ए. | | City Union Bank Limited | |
| | | | करुर वैश्य बँक लि. | | Karur Vysya Bank Ltd | |
| | | | रत्नाकर बँक लि. | | Ratnakar Bank Ltd | |
| | | | सांगली बँक लि. | | Sangli Bank Ltd | |
| | | | युनायटेड वेस्टर्न बँक लि. | | United Western Bank Ltd | |
| | | | एक्सिस बँक लि. | | Axis Bank Limited | |
| | | | एचडीएफसी बँक लि. | | HDFC Bank Ltd. | |
| | | | आयसीआयसीआय बँक लि. | | ICICI Bank Limited | |
| | | | इंडूसिंध बँक लि. | | Indusind Bank Ltd | |
| | | | विदर्भ कोंकण ग्रामीण बँक | | Vidharbha Konkan Gramin Bank | |
| | | | विदर्भ क्षत्रिय ग्रामीण बँक | | Vidharbha Kshetriya Gramin Bank | |
| 29 | यवतमाळ | स्टेट बँक ऑफ हैद्राबाद | अलाहाबाद बँक | State Bank Of Hyderabad | Allahabad Bank | Yavatmal |
| | | स्टेट बँक ऑफ इंडिया | आंध्र बँक | State Bank Of India | Andhra Bank | |
| | | | बँक ऑफ बरोडा | | Bank Of Baroda | |
| | | | बँक ऑफ इंडिया | | Bank Of India | |
| | | | बँक ऑफ महाराष्ट्र | | Bank Of Maharashtra | |
| | | | कॅनरा बँक | | Canara Bank | |
| | | | सेंट्रल बँक ऑफ इंडिया | | Central Bank Of India | |
| | | | इंडियन बँक | | Indian Bank | |
| | | | इंडियन ओव्हरसिज बँक | | Indian Overseas Bank | |
| | | | पंजाब नॅशनल बँक | | Punjab National Bank | |
| | | | सिंडीकेट बँक | | Syndicate Bank | |
| | | | युको बँक | | Uco Bank | |
| | | | युनियन बँक ऑफ इंडिया | | Union Bank Of India | |
| | | | विजया बँक | | Vijaya Bank | |

तक्ता क्रमांक /Table No.27.1 contd...

| (1) | (2) | (3) | (4) | (5) | (6) | (7) |
|-----|--------|---|---|--|--|--------|
| | | | आयडीबीआय बँक लि. बँक ऑफ राजस्थान लि. युनायटेड वेस्टर्न बँक लि. एक्सिस बँक लि. एचडीएफसी बँक लि. आयसीआयसीआय बँक लि. विदर्भ कोंकण ग्रामीण बँक विदर्भ क्षत्रिय ग्रामीण बँक यवतमाळ ग्रामीण बँक | | IDBI Bank Limited Bank Of Rajasthan Ltd United Western Bank Ltd Axis Bank Limited HDFC Bank Ltd. ICICI Bank Limited Vidharbha Konkan Gramin Bank Vidharbha Kshetriya Gramin Bank Yavatmal Gramin Bank | |
| 30 | वर्धा | स्टेट बँक ऑफ हैद्राबाद स्टेट बँक ऑफ इंडिया | अलाहाबाद बँक आंध्र बँक बँक ऑफ बरोडा बँक ऑफ इंडिया बँक ऑफ महाराष्ट्र कॅनरा बँक सेंट्रल बँक ऑफ इंडिया कॉर्पोरेशन बँक देना बँक इंडियन ओव्हरसिज बँक पंजाब नॅशनल बँक सिंडीकेट बँक युको बँक यूनियन बँक ऑफ इंडिया विजया बँक आयडीबीआय बँक लि. बँक ऑफ राजस्थान लि. युनायटेड वेस्टर्न बँक लि. एक्सिस बँक लि. एचडीएफसी बँक लि. आयसीआयसीआय बँक लि. इंडूसिध बँक लि. विदर्भ कोंकण ग्रामीण बँक वैणगंगा कृष्णा ग्रामीण बँक | State Bank Of Hyderabad State Bank Of India | Allahabad Bank Andhra Bank Bank Of Baroda Bank Of India Bank Of Maharashtra Canara Bank Central Bank Of India Corporation Bank Dena Bank Indian Overseas Bank Punjab National Bank Syndicate Bank Uco Bank Union Bank Of India Vijaya Bank IDBI Bank Limited Bank Of Rajasthan Ltd United Western Bank Ltd Axis Bank Limited HDFC Bank Ltd. ICICI Bank Limited Indusind Bank Ltd Vidharbha Konkan Gramin Bank Wainganga Krishna Gramin Bank | Wardha |
| 31 | नागपूर | स्टेट बँक ऑफ बिकानेर स्टेट बँक ऑफ हैद्राबाद स्टेट बँक ऑफ इंडिया स्टेट बँक ऑफ इंदोर स्टेट बँक ऑफ म्हैसूर स्टेट बँक ऑफ पटियाळा स्टेट बँक ऑफ सौराष्ट्र स्टेट बँक ऑफ त्रावणकोर | अलाहाबाद बँक आंध्र बँक बँक ऑफ बरोडा बँक ऑफ इंडिया बँक ऑफ महाराष्ट्र कॅनरा बँक सेंट्रल बँक ऑफ इंडिया कॉर्पोरेशन बँक देना बँक | State Bank Of Bikaner And Jaipur State Bank Of Hyderabad State Bank Of India State Bank Of Indore State Bank Of Mysore State Bank Of Patiala State Bank Of Saurashtra State Bank Of Travancore | Allahabad Bank Andhra Bank Bank Of Baroda Bank Of India Bank Of Maharashtra Canara Bank Central Bank Of India Corporation Bank Dena Bank | Nagpur |

तक्ता क्रमांक /Table No.27.1 contd...

| (1) | (2) | (3) | (4) | (3) | (4) | (2) |
|-----|---------------------|-------------------------|--|-------------------------|--|----------|
| | | | इंडियन बैंक | | Indian Bank | |
| | फेडरल बैंक लि. | | इंडियन ओवरसिज बैंक | | Indian Overseas Bank | |
| | आयसीआयसीआय बैंक लि. | | ओरिएण्टल बैंक ऑफ कॉमर्स | | Oriental Bank Of Commerce | |
| | | | पंजाब अँड सिंध बैंक | | Punjab And Sind Bank | |
| | | | पंजाब नॅशनल बैंक | | Punjab National Bank | |
| | | | सिंडीकेट बैंक | | Syndicate Bank | |
| | | | युको बैंक | | Uco Bank | |
| | | | युनियन बैंक ऑफ इंडिया | | Union Bank Of India | |
| | | | युनायटेड बैंक ऑफ इंडिया | | United Bank Of India | |
| | | | विजया बैंक | | Vijaya Bank | |
| | | | आयडीबीआय बैंक लि. | | Idbi Bank Limited | |
| | | | बैंक ऑफ मदुरा लि. | | Bank Of Madura Ltd | |
| | | | बैंक ऑफ राजस्थान लि. | | Bank Of Rajasthan Ltd | |
| | | | सिटी युनियन बैंक | | City Union Bank Limited | |
| | | | फेडरल बैंक लि. | | Federal Bank Ltd | |
| | | | आय.एन्.जी.वैश्य बैंक लि. | | Ing Vysya Bank Ltd | |
| | | | जम्मू अँड काश्मिर बैंक लि. | | Jammu & Kashmir Bank Ltd | |
| | | | कर्नाटक बैंक लि. | | Karnataka Bank Ltd | |
| | | | करुर वैश्य बैंक लि. | | Karur Vysya Bank Ltd | |
| | | | लक्ष्मी विलास बैंक लि. | | Lakshmi Vilas Bank Ltd | |
| | | | रत्नाकर बैंक लि. | | Ratnakar Bank Ltd | |
| | | | सांगली बैंक लि. | | Sangli Bank Ltd | |
| | | | साऊथ इंडियन बैंक लि. | | South Indian Bank Ltd | |
| | | | युनायटेड वेस्टर्न बैंक लि. | | United Western Bank Ltd | |
| | | | एक्सिस बैंक लि. | | Axis Bank Limited | |
| | | | सेंच्युरीयन बैंक ऑफ पंजाब लि. | | Centurion Bank Of Punjab Ltd. | |
| | | | एचडीएफसी बैंक लि. | | HDFC Bank Ltd. | |
| | | | आयसीआयसीआय बैंक लि. | | ICICI Bank Limited | |
| | | | आयडीबीआय बैंक लि. | | IDBI Bank Limited | |
| | | | इंडूसिंध बैंक लि. | | Indusind Bank Ltd | |
| | | | कोटक महिंद्रा बैंक लि. | | Kotak Mahindra Bank Ltd. | |
| | | | येस बैंक लि. | | Yes Bank Ltd. | |
| | | | सिटी बैंक | | Citibank N.A | |
| | | | हॉंगकाँग आणि शांघाय बैंकिंग कॉर्पोरेशन लि. | | Hongkong And Shanghai Banking Corpn.Ltd. | |
| | | | स्टैंडर्ड चार्टर्ड बैंक | | Standard Chartered Bank | |
| | | | विदर्भ कोंकण ग्रामीण बैंक | | Vidharbha Konkan Gramin Bank | |
| | | | वैणगंगा कृष्णा ग्रामीण बैंक | | Wainganga Krishna Gramin Bank | |
| 32 | भंडारा | स्टेट बैंक ऑफ हैद्राबाद | अलाहाबाद बैंक | State Bank Of Hyderabad | Allahabad Bank | Bhandara |
| | | स्टेट बैंक ऑफ इंडिया | बैंक ऑफ बरोडा | State Bank Of India | Bank Of Baroda | |
| | | | बैंक ऑफ इंडिया | | Bank Of India | |
| | | | बैंक ऑफ महाराष्ट्र | | Bank Of Maharashtra | |

तक्ता क्रमांक /Table No.27.1 contd...

| (1) | (2) | (3) | (4) | (3) | (4) | (2) |
|-----|----------|------------------------|-------------------------------|-------------------------|-----------------------------------|------------|
| | | | कॅनरा बँक | | Canara Bank | |
| | | | सेंट्रल बँक ऑफ इंडिया | | Central Bank Of India | |
| | | | कापोरेशन बँक | | Corporation Bank | |
| | | | देना बँक | | Dena Bank | |
| | | | इंडियन ओवरसिज बँक | | Indian Overseas Bank | |
| | | | पंजाब नॅशनल बँक | | Punjab National Bank | |
| | | | सिंडीकेट बँक | | Syndicate Bank | |
| | | | युको बँक | | Uco Bank | |
| | | | युनियन बँक ऑफ इंडिया | | Union Bank Of India | |
| | | | विजया बँक | | Vijaya Bank | |
| | | | आयडीबीआय बँक लि. | | IDBI Bank Limited | |
| | | | युनायटेड वेस्टर्न बँक लि. | | United Western Bank Ltd | |
| | | | एक्सिस बँक लि. | | Axis Bank Limited | |
| | | | एचडीएफसी बँक लि. | | HDFC Bank Ltd. | |
| | | | आयसीआयसीआय बँक लि. | | ICICI Bank Limited | |
| | | | भंडारा ग्रामीण बँक | | Bhandara Gramin Bank | |
| | | | विदर्भ कोंकण ग्रामीण बँक | | Vidharbha Konkan Gramin Bank | |
| | | | वैणगंगा कृष्णा ग्रामीण बँक | | Wainganga Krishna Gramin Bank | |
| | | | वैणगंगा क्षेत्रिय ग्रामीण बँक | | Wainganga Kshetriya Gramin Bank | |
| 33 | गडचिरोली | स्टेट बँक ऑफ इंडिया | बँक ऑफ इंडिया | State Bank Of India | Bank Of India | Gadchiroli |
| | | | बँक ऑफ महाराष्ट्र | | Bank Of Maharashtra | |
| | | | कॅनरा बँक | | Canara Bank | |
| | | | सेंट्रल बँक ऑफ इंडिया | | Central Bank Of India | |
| | | | युनियन बँक ऑफ इंडिया | | Union Bank Of India | |
| | | | आयडीबीआय बँक लि. | | IDBI Bank Limited | |
| | | | युनायटेड वेस्टर्न बँक लि. | | United Western Bank Ltd | |
| | | | चंद्रपूर गडचिरोली ग्रामीण बँक | | Chandrapur Gadchiroli Gramin Bank | |
| | | | विदर्भ कोंकण ग्रामीण बँक | | Vidharbha Konkan Gramin Bank | |
| | | | वैणगंगा कृष्णा ग्रामीण बँक | | Wainganga Krishna Gramin Bank | |
| | | | वैणगंगा क्षेत्रिय ग्रामीण बँक | | Wainganga Kshetriya Gramin Bank | |
| 34 | गोंदिया | स्टेट बँक ऑफ हैद्राबाद | अलाहाबाद बँक | State Bank Of Hyderabad | Allahabad Bank | Gondia |
| | | स्टेट बँक ऑफ इंडिया | बँक ऑफ बरोडा | State Bank Of India | Bank Of Baroda | |
| | | | बँक ऑफ इंडिया | | Bank Of India | |
| | | | बँक ऑफ महाराष्ट्र | | Bank Of Maharashtra | |
| | | | कॅनरा बँक | | Canara Bank | |
| | | | सेंट्रल बँक ऑफ इंडिया | | Central Bank Of India | |
| | | | देना बँक | | Dena Bank | |
| | | | इंडियन बँक | | Indian Bank | |

तक्ता क्रमांक /Table No.27.1 contd...

| (1) | (2) | (3) | (4) | (3) | (4) | (2) |
|-----|----------|------------------------|-------------------------------|-------------------------|-----------------------------------|------------|
| | | | इंडियन ओवरसिज बँक | | Indian Overseas Bank | |
| | | | पंजाब नॅशनल बँक | | Punjab National Bank | |
| | | | सिंडीकेट बँक | | Syndicate Bank | |
| | | | युको बँक | | Uco Bank | |
| | | | युनियन बँक ऑफ इंडिया | | Union Bank Of India | |
| | | | विजया बँक | | Vijaya Bank | |
| | | | आयडीबीआय बँक लि. | | IDBI Bank Limited | |
| | | | युनायटेड वेस्टर्न बँक लि. | | United Western Bank Ltd | |
| | | | एक्सिस बँक लि. | | Axis Bank Limited | |
| | | | एचडीएफसी बँक लि. | | HDFC Bank Ltd. | |
| | | | आयसीआयसीआय बँक लि. | | ICICI Bank Limited | |
| | | | भंडारा ग्रामीण बँक | | Bhandara Gramin Bank | |
| | | | विदर्भ कोंकण ग्रामीण बँक | | Vidharbha Konkan Gramin Bank | |
| | | | वैणगंगा कृष्णा ग्रामीण बँक | | Wainganga Krishna Gramin Bank | |
| | | | वैणगंगा क्षेत्रिय ग्रामीण बँक | | Wainganga Kshetriya Gramin Bank | |
| 35 | चंद्रपूर | स्टेट बँक ऑफ हैद्राबाद | अलाहाबाद बँक | State Bank Of Hyderabad | Allahabad Bank | Chandrapur |
| | | स्टेट बँक ऑफ इंडिया | आंध्र बँक | State Bank Of India | Andhra Bank | |
| | | | बँक ऑफ बरोडा | | Bank Of Baroda | |
| | | | बँक ऑफ इंडिया | | Bank Of India | |
| | | | बँक ऑफ महाराष्ट्र | | Bank Of Maharashtra | |
| | | | कॅनरा बँक | | Canara Bank | |
| | | | सेंट्रल बँक ऑफ इंडिया | | Central Bank Of India | |
| | | | कॉर्पोरेशन बँक | | Corporation Bank | |
| | | | देना बँक | | Dena Bank | |
| | | | इंडियन बँक | | Indian Bank | |
| | | | इंडियन ओवरसिज बँक | | Indian Overseas Bank | |
| | | | ओरिएन्टल बँक ऑफ कॉमर्स | | Oriental Bank Of Commerce | |
| | | | पंजाब नॅशनल बँक | | Punjab National Bank | |
| | | | सिंडीकेट बँक | | Syndicate Bank | |
| | | | युको बँक | | Uco Bank | |
| | | | युनियन बँक ऑफ इंडिया | | Union Bank Of India | |
| | | | आयडीबीआय बँक लि. | | Idbi Bank Limited | |
| | | | युनायटेड वेस्टर्न बँक लि. | | United Western Bank Ltd | |
| | | | एक्सिस बँक लि. | | Axis Bank Limited | |
| | | | एचडीएफसी बँक लि. | | Hdfc Bank Ltd. | |
| | | | आयसीआयसीआय बँक लि. | | Icici Bank Limited | |
| | | | इंडूसिंध बँक लि. | | Indusind Bank Ltd | |
| | | | चंद्रपूर गडचिरोली ग्रामीण बँक | | Chandrapur Gadchiroli Gramin Bank | |
| | | | विदर्भ कोंकण ग्रामीण बँक | | Vidharbha Konkan Gramin Bank | |
| | | | वैणगंगा कृष्णा ग्रामीण बँक | | Wainganga Krishna Gramin Bank | |
| | | | वैणगंगा क्षेत्रिय ग्रामीण बँक | | Wainganga KshetriyaGramin Bank | |

आधार: १) भारतीय रिझर्व्ह बँक, मुंबई

२) सहकार आयुक्त, महाराष्ट्र शासन मुंबई आणि निबंधक, सहकारी संस्था, महाराष्ट्र शासन, पुणे

Source: 1) ReserveBank of India, Mumbai

2) Commissioner for Co-operation, Mumbai and Registrar, Co-operative Societies, Govt. Of Maharashtra, Pune

27. बँका व विमा व्यवसाय / BANKING AND INSURANCE
तक्ता क्रमांक/ TABLE NO.27.2
लोकसंख्येच्या गटानुसार व्यापारी बँक कार्यालयांचे वर्गीकरण /
Commercial Banking Offices Classified According to Population Range
(2013-14)

| कार्यालयांची संख्या / No. of Offices | | | | | | | |
|--------------------------------------|-------------------------|--------------|------------------|--------------|--------------------|---------------|--------------------------|
| अ.क्र. | जिल्हे | ग्रामीण बँका | निमनागरी बँका | नागरी बँका | महानगर बँका | एकूण बँका | Districts |
| Sr.No. | | Rural Banks | Semi Urban Banks | Urban Banks | Metropolitan Banks | Total Banks | |
| (1) | (2) | (3) | (4) | (5) | (6) | (7) | (2) |
| 1 | मुंबई शहर | 0 | 0 | 0 | 1,134 | 1,134 | Mumbai City |
| 2 | मुंबई उपनगर | 0 | 0 | 0 | 1,411 | 1,411 | Mumbai Suburban |
| 3 | ठाणे | 100 | 94 | 176 | 786 | 1,156 | Thane |
| 4 | रायगड | 163 | 132 | 70 | 0 | 365 | Raigad |
| 5 | रत्नागिरी | 127 | 87 | 0 | 0 | 214 | Ratnagiri |
| 6 | सिंधुदुर्ग | 87 | 51 | 0 | 0 | 138 | Sindhudurg |
| 7 | नाशिक | 147 | 146 | 16 | 185 | 494 | Nashik |
| 8 | धुळे | 38 | 32 | 36 | 0 | 106 | Dhule |
| 9 | नंदुरबार | 34 | 20 | 15 | 0 | 69 | Nandurbar |
| 10 | जळगाव | 97 | 107 | 74 | 0 | 278 | Jalgaon |
| 11 | अहमदनगर | 152 | 143 | 58 | 0 | 353 | Ahmednagar |
| 12 | पुणे | 205 | 246 | 0 | 829 | 1,280 | Pune |
| 13 | सातारा | 115 | 105 | 42 | 0 | 262 | Satara |
| 14 | सांगली | 86 | 96 | 73 | 0 | 255 | Sangli |
| 15 | सोलापूर | 122 | 88 | 99 | 0 | 309 | Solapur |
| 16 | कोल्हापूर | 134 | 103 | 154 | 0 | 391 | Kolhapur |
| 17 | औरंगाबाद | 77 | 54 | 0 | 160 | 291 | Aurangabad |
| 18 | जालना | 38 | 32 | 33 | 0 | 103 | Jalna |
| 19 | परभणी | 34 | 37 | 31 | 0 | 102 | Parbhani |
| 20 | हिंगोली | 23 | 36 | 0 | 0 | 59 | Hingoli |
| 21 | बीड | 68 | 48 | 28 | 0 | 144 | Beed |
| 22 | नांदेड | 69 | 54 | 66 | 0 | 189 | Nanded |
| 23 | उस्मानाबाद | 42 | 43 | 21 | 0 | 106 | Osmanabad |
| 24 | लातूर | 55 | 42 | 55 | 0 | 152 | Latur |
| 25 | बुलढाणा | 63 | 102 | 0 | 0 | 165 | Buldhana |
| 26 | अकोला | 45 | 48 | 54 | 0 | 147 | Akola |
| 27 | वाशिम | 29 | 39 | 0 | 0 | 68 | Washim |
| 28 | अमरावती | 87 | 55 | 89 | 0 | 231 | Amravati |
| 29 | यवतमाळ | 71 | 67 | 25 | 0 | 163 | Yavatmal |
| 30 | वर्धा | 55 | 38 | 40 | 0 | 133 | Wardha |
| 31 | नागपूर | 114 | 98 | 0 | 393 | 605 | Nagpur |
| 32 | भंडारा | 51 | 54 | 0 | 0 | 105 | Bhandara |
| 33 | गोंदिया | 49 | 14 | 24 | 0 | 87 | Gondiya |
| 34 | चंद्रपूर | 86 | 63 | 41 | 0 | 190 | Chandrapur |
| 35 | गडचिरोली | 34 | 28 | 0 | 0 | 62 | Gadchiroli |
| | महाराष्ट्र राज्य | 2,697 | 2,402 | 1,320 | 4,898 | 11,317 | Maharashtra State |

आधार : भारतीय रिझर्व्ह बँक, मुंबई.

Source : Reserve Bank of India, Mumbai.

तक्ता क्रमांक/TABLE No. 27.3

27. बँका व विमा व्यवसाय
तक्ता क्रमांक /
वर्गीकृत व्यापारी बँकांच्या पतपुरवठ्याचे व्यवसायानुसार जिल्हावार वर्गीकरण /
(2013-

जिल्हे /

| व्यवसाय (1) | मुंबई शहर Mumbai City | | मुंबई उपनगर Mumbai Suburban | | ठाणे Thane | | रायगड Raigad | | रत्नागिरी Ratnagiri | |
|-------------------------|---------------------------------------|--|---------------------------------------|--|---------------------------------------|--|---------------------------------------|--|---------------------------------------|--|
| | खात्यांची संख्या No.of Accounts | येणे रक्कम Outstanding Credit (₹ '000) | खात्यांची संख्या No.of Accounts | येणे रक्कम Outstanding Credit (₹ '000) | खात्यांची संख्या No.of Accounts | येणे रक्कम Outstanding Credit (₹ '000) | खात्यांची संख्या No.of Accounts | येणे रक्कम Outstanding Credit (₹ '000) | खात्यांची संख्या No.of Accounts | येणे रक्कम Outstanding Credit (₹ '000) |
| | (2) | (3) | (4) | (5) | (6) | (7) | (8) | (9) | (10) | (11) |
| (१) कृषि एकूण | 21,086 | 13,97,88,729 | 12,992 | 84,35,777 | 29,638 | 1,11,64,428 | 42,239 | 50,13,026 | 50,680 | 68,33,347 |
| 'अ) प्रत्यक्ष पतपुरवठा | 14,051 | 9,34,08,768 | 3,458 | 17,49,997 | 19,287 | 51,22,743 | 39,443 | 43,87,871 | 45,964 | 58,71,990 |
| 'ब) अप्रत्यक्ष पतपुरवठा | 7,035 | 4,63,79,961 | 9,534 | 66,85,780 | 10,351 | 60,41,685 | 2,796 | 6,25,155 | 4,716 | 9,61,357 |
| (२) एकूण उद्योग | 1,20,014 | 6,29,68,25,020 | 17,661 | 9,00,82,848 | 15,253 | 9,87,84,667 | 3,485 | 92,19,048 | 3,342 | 2,12,62,641 |
| 'अ) दगाड व खाणकाम | 817 | 17,63,27,980 | 19 | 5,53,214 | 173 | 4,24,197 | 31 | 19,255 | 117 | 64,249 |
| 'ब) उत्पादन व प्रक्रीया | 1,07,388 | 4,05,73,49,238 | 16,467 | 5,43,42,472 | 12,089 | 6,33,84,478 | 2,634 | 64,14,392 | 2,562 | 30,42,434 |
| 'क) वीज,गॅस व पाणी | 1,043 | 66,94,50,449 | 34 | 64,13,030 | 118 | 28,14,169 | 37 | 31,480 | 142 | 1,56,07,528 |
| 'ड) बांधकाम | 10,766 | 1,39,36,97,353 | 1,141 | 2,87,74,132 | 2,873 | 3,21,61,823 | 783 | 27,53,921 | 521 | 25,48,430 |
| (३) परिवहन प्रक्रीया | 74,248 | 40,39,92,948 | 5,346 | 1,04,97,050 | 20,674 | 1,08,38,538 | 3,824 | 16,31,261 | 3,164 | 17,42,588 |
| (४) व्यावसायिक सेवा | 60,530 | 1,22,78,03,315 | 5,334 | 4,28,26,403 | 20,508 | 3,57,05,072 | 5,421 | 33,62,774 | 4,730 | 14,99,882 |
| (५) व्यक्तिगत कर्ज | 29,34,765 | 74,90,00,839 | 1,41,009 | 7,58,83,777 | 5,64,573 | 19,15,59,415 | 74,578 | 2,96,59,768 | 45,024 | 98,53,768 |
| (६) व्यापार | 59,150 | 1,04,44,58,785 | 7,369 | 6,34,51,681 | 21,212 | 7,53,66,229 | 6,627 | 3,75,05,715 | 7,484 | 20,08,728 |
| 'अ) घाऊक व्यापार | 15,156 | 66,53,18,463 | 1,758 | 2,16,52,584 | 2,544 | 5,67,32,637 | 252 | 3,51,26,042 | 192 | 1,38,629 |
| 'ब) किरकोळ व्यापार | 43,994 | 37,91,40,322 | 5,611 | 4,17,99,097 | 18,668 | 1,86,33,592 | 6,375 | 23,79,673 | 7,292 | 18,70,099 |
| (७) वित्त | 9,605 | 2,71,85,78,459 | 321 | 7,22,14,203 | 894 | 16,70,704 | 290 | 1,90,314 | 1,011 | 85,673 |
| (८) इतर खर्च | 1,18,190 | 16,85,48,937 | 96,528 | 1,57,67,579 | 61,810 | 84,17,311 | 10,520 | 7,09,363 | 8,809 | 3,55,099 |
| एकूण | 33,97,588 | 12,74,89,97,032 | 2,86,560 | 37,91,59,318 | 7,34,562 | 43,35,06,364 | 1,46,984 | 8,72,91,269 | 1,24,244 | 4,36,41,726 |

वरिलपैकी लघुउद्योगांसाठी

BANKING AND INSURANCE

TABLE NO.27.3

**Districtwise and Occupationwise Classification of Outstanding Credit of Scheduled Commercial Banks
2014)**

(₹ '000 / ₹ '000)

| Districts | | | | | | | | | | |
|---|--|---|--|---|--|---|--|---|--|---------------------------------|
| सिंधुदूर्ग Sindhudurg | | नाशिक Nashik | | धुळे Dhule | | नंदुरबार Nandurbar | | जळगांव Jalgaon | | Occupation |
| खात्यांची संख्या No.of Accounts (12) | येणे रक्कम Outstanding Credit (₹ '000) (13) | खात्यांची संख्या No.of Accounts (14) | येणे रक्कम Outstanding Credit (₹ '000) (15) | खात्यांची संख्या No.of Accounts (16) | येणे रक्कम Outstanding Credit (₹ '000) (17) | खात्यांची संख्या No.of Accounts (18) | येणे रक्कम Outstanding Credit (₹ '000) (19) | खात्यांची संख्या No.of Accounts (20) | येणे रक्कम Outstanding Credit (₹ '000) (21) | (1) |
| 29,453 | 39,25,736 | 1,73,598 | 4,72,33,594 | 80,416 | 1,21,75,651 | 35,339 | 55,37,697 | 1,08,493 | 1,77,42,896 | (1) Agriculture Total |
| 27,189 | 34,91,287 | 1,69,383 | 4,32,90,920 | 79,067 | 1,13,06,938 | 35,073 | 54,02,016 | 1,06,798 | 1,63,30,822 | '(a) Direct Finance |
| 2,264 | 4,34,449 | 4,215 | 39,42,674 | 1,349 | 8,68,713 | 266 | 1,35,681 | 1,695 | 14,12,074 | '(b) Indirect Finance |
| 2,983 | 13,42,718 | 13,324 | 3,15,14,402 | 1,837 | 49,58,403 | 972 | 4,00,289 | 3,362 | 2,06,95,284 | (2) Industry Total |
| 99 | 63,540 | 166 | 2,89,029 | 20 | 9,287 | 13 | 12,925 | 36 | 26,472 | '(a) Mining & Quarrying |
| 2,554 | 10,05,044 | 10,712 | 2,25,71,937 | 1,267 | 39,66,339 | 597 | 2,98,402 | 2,449 | 1,89,15,519 | '(b) Manufacturing & Processing |
| 51 | 3,845 | 71 | 24,57,301 | 30 | 8,962 | 3 | 1,793 | 37 | 15,620 | '(c) Electricity, Gas & Water |
| 279 | 2,70,289 | 2,375 | 61,96,135 | 520 | 9,73,815 | 359 | 87,169 | 840 | 17,37,673 | '(d) Construction |
| 2,745 | 8,65,872 | 7,686 | 20,90,436 | 1,554 | 3,83,032 | 588 | 50,024 | 5,131 | 9,52,864 | (3) Transport Operators |
| 5,247 | 11,76,052 | 9,324 | 76,77,335 | 3,060 | 10,68,582 | 1,204 | 2,52,893 | 5,008 | 16,21,094 | (4) Professional Services |
| 26,794 | 49,95,899 | 2,10,283 | 5,76,87,608 | 29,965 | 69,21,114 | 9,916 | 22,94,183 | 66,207 | 1,33,83,792 | (5) Personal Loans |
| 6,964 | 11,89,942 | 15,468 | 1,17,78,037 | 9,608 | 24,65,407 | 2,772 | 4,66,415 | 14,849 | 57,29,036 | (6) Trade |
| 204 | 85,996 | 1,109 | 26,83,743 | 418 | 7,51,659 | 96 | 1,26,019 | 842 | 21,63,123 | '(a) Wholesale Trade |
| 6,760 | 11,03,946 | 14,359 | 90,94,294 | 9,190 | 17,13,748 | 2,676 | 3,40,396 | 14,007 | 35,65,913 | '(b) Retail Trade |
| 297 | 26,196 | 296 | 6,31,652 | 162 | 31,376 | 39 | 6,656 | 185 | 41,706 | (7) Finance |
| 3,798 | 2,35,072 | 29,531 | 16,96,386 | 1,456 | 1,68,347 | 706 | 54,169 | 4,615 | 3,78,874 | (8) All Others |
| 78,281 | 1,37,57,487 | 4,59,510 | 16,03,09,450 | 1,28,058 | 2,81,71,912 | 51,536 | 90,62,326 | 2,07,850 | 6,05,45,546 | Total |

**Of which for Small Scale
Industrial Units**

| व्यवसाय (1) | अहमदनगर Ahmednagar | | पुणे Pune | | सातारा Satara | | सांगली Sangli | | सोलापूर Solapur | |
|--------------------------|---|--|---|--|---|--|---|--|---|--|
| | खात्यांची संख्या No.of Accounts (22) | येणे रक्कम Outstanding Credit (₹ '000) (23) | खात्यांची संख्या No.of Accounts (24) | येणे रक्कम Outstanding Credit (₹ '000) (25) | खात्यांची संख्या No.of Accounts (26) | येणे रक्कम Outstanding Credit (₹ '000) (27) | खात्यांची संख्या No.of Accounts (28) | येणे रक्कम Outstanding Credit (₹ '000) (29) | खात्यांची संख्या No.of Accounts (30) | येणे रक्कम Outstanding Credit (₹ '000) (31) |
| (१) कृषि एकूण | 1,88,091 | 3,31,96,798 | 2,22,526 | 9,40,93,164 | 1,17,673 | 1,87,24,726 | 1,48,780 | 2,45,22,549 | 2,19,062 | 4,36,43,718 |
| '(अ) प्रत्यक्ष पतपुरवठा | 1,79,419 | 2,95,37,408 | 2,03,971 | 7,61,71,893 | 1,15,662 | 1,67,59,328 | 1,45,212 | 2,21,77,037 | 2,13,165 | 4,04,75,171 |
| '(ब) अप्रत्यक्ष पतपुरवठा | 8,672 | 36,59,390 | 18,555 | 1,79,21,271 | 2,011 | 19,65,398 | 3,568 | 23,45,512 | 5,897 | 31,68,547 |
| (२) एकूण उद्योग | 4,976 | 1,47,37,969 | 51,319 | 46,79,46,806 | 4,043 | 66,58,705 | 4,536 | 1,81,39,792 | 6,019 | 1,87,76,886 |
| '(अ) दगड व खाणकाम | 43 | 25,784 | 337 | 32,44,081 | 35 | 29,279 | 39 | 2,80,122 | 47 | 56,496 |
| '(ब) उत्पादन व प्रक्रीया | 3,956 | 1,22,09,133 | 42,145 | 37,82,18,521 | 3,087 | 58,42,870 | 3,864 | 1,65,04,624 | 4,153 | 1,62,22,228 |
| '(क) वीज, गॅस व पाणी | 44 | 15,15,875 | 326 | 71,09,706 | 161 | 44,752 | 51 | 2,76,230 | 653 | 7,88,196 |
| '(ड) बांधकाम | 933 | 9,87,177 | 8,511 | 7,93,74,498 | 760 | 7,41,804 | 582 | 10,78,816 | 1,166 | 17,09,966 |
| (३) परिवहन प्रक्रीया | 3,293 | 10,62,356 | 44,000 | 2,98,37,540 | 3,146 | 7,77,432 | 3,171 | 6,10,742 | 3,882 | 6,77,953 |
| (४) व्यावसायिक सेवा | 10,862 | 44,67,271 | 43,843 | 10,98,61,570 | 8,588 | 22,33,442 | 15,072 | 20,37,661 | 13,061 | 32,60,512 |
| (५) व्यक्तिगत कर्ज | 24,29,082 | 3,60,73,165 | 13,79,310 | 36,80,98,139 | 58,755 | 1,27,40,146 | 57,097 | 1,01,55,665 | 77,588 | 1,70,28,982 |
| (६) व्यापार | 12,090 | 3,17,10,311 | 36,423 | 9,92,52,490 | 8,057 | 23,03,458 | 10,481 | 33,69,863 | 14,040 | 66,45,209 |
| '(अ) घाऊक व्यापार | 802 | 2,83,79,439 | 4,579 | 5,45,48,393 | 450 | 3,52,924 | 566 | 11,03,590 | 695 | 29,36,471 |
| '(ब) किरकोळ व्यापार | 11,288 | 33,30,872 | 31,844 | 4,47,04,097 | 7,607 | 19,50,534 | 9,915 | 22,66,273 | 13,345 | 37,08,738 |
| (७) वित्त | 231 | 71,722 | 1,774 | 6,60,27,476 | 441 | 1,21,805 | 302 | 54,880 | 357 | 63,110 |
| (८) इतर खर्च | 6,485 | 5,94,985 | 98,427 | 1,58,38,002 | 4,843 | 6,11,794 | 9,747 | 5,73,588 | 10,316 | 7,41,969 |
| एकूण | 26,55,110 | 12,19,14,577 | 18,77,622 | 1,25,09,55,187 | 2,05,546 | 4,41,71,508 | 2,49,186 | 5,94,64,740 | 3,44,325 | 9,08,38,339 |

वरिलपैकी लघुउद्योगांसाठी

Table No.27.3 - contd....

| Districts | | | | | | | | | | |
|---|--|---|--|---|--|---|--|---|--|---------------------------------|
| कोल्हापूर Kolhapur | | औरंगाबाद Aurangabad | | जालना Jalna | | परभणी Parbhani | | हिंगोली Hingoli | | Occupation |
| खात्यांची संख्या No.of Accounts (32) | येणे रक्कम Outstanding Credit (₹ '000) (33) | खात्यांची संख्या No.of Accounts (34) | येणे रक्कम Outstanding Credit (₹ '000) (35) | खात्यांची संख्या No.of Accounts (36) | येणे रक्कम Outstanding Credit (₹ '000) (37) | खात्यांची संख्या No.of Accounts (38) | येणे रक्कम Outstanding Credit (₹ '000) (39) | खात्यांची संख्या No.of Accounts (40) | येणे रक्कम Outstanding Credit (₹ '000) (41) | (1) |
| 1,50,658 | 2,07,01,097 | 1,76,370 | 2,23,79,509 | 2,27,699 | 1,96,06,931 | 1,94,239 | 1,61,94,340 | 81,859 | 69,51,599 | (1) Agriculture Total |
| 1,45,928 | 1,82,22,311 | 1,74,074 | 1,99,87,755 | 2,24,913 | 1,82,57,228 | 1,93,592 | 1,56,68,134 | 81,664 | 68,26,464 | '(a) Direct Finance |
| 4,730 | 24,78,786 | 2,296 | 23,91,754 | 2,786 | 13,49,703 | 647 | 5,26,206 | 195 | 1,25,135 | '(b) Indirect Finance |
| 13,329 | 4,60,48,384 | 8,306 | 3,67,95,102 | 1,712 | 58,07,392 | 1,271 | 47,04,796 | 493 | 5,40,785 | (2) Industry Total |
| 102 | 5,52,916 | 329 | 75,926 | 31 | 34,273 | 16 | 21,232 | 9 | 2,691 | '(a) Mining & Quarrying |
| 11,652 | 4,11,80,863 | 6,401 | 3,13,79,709 | 1,380 | 55,89,178 | 1,166 | 43,96,831 | 416 | 5,17,156 | '(b) Manufacturing & Processing |
| 174 | 23,17,821 | 43 | 5,76,005 | 93 | 15,649 | 14 | 25,772 | 14 | 5,913 | '(c) Electricity, Gas & Water |
| 1,401 | 19,96,784 | 1,533 | 47,63,462 | 208 | 1,68,292 | 75 | 2,60,961 | 54 | 15,025 | '(d) Construction |
| 5,565 | 18,38,210 | 11,293 | 28,40,981 | 971 | 96,356 | 862 | 64,698 | 285 | 51,347 | (3) Transport Operators |
| 29,235 | 52,60,851 | 10,337 | 63,95,123 | 2,140 | 4,92,083 | 2,026 | 5,57,048 | 881 | 1,16,296 | (4) Professional Services |
| 1,75,514 | 2,85,64,036 | 1,23,635 | 3,01,38,591 | 19,764 | 39,19,626 | 21,900 | 48,42,945 | 8,438 | 17,11,123 | (5) Personal Loans |
| 17,489 | 79,29,545 | 22,560 | 88,16,095 | 9,700 | 21,36,737 | 13,723 | 20,01,903 | 4,288 | 6,03,552 | (6) Trade |
| 1,515 | 24,38,912 | 1,066 | 19,88,542 | 230 | 7,06,996 | 143 | 1,63,975 | 41 | 58,937 | '(a) Wholesale Trade |
| 15,974 | 54,90,633 | 21,494 | 68,27,553 | 9,470 | 14,29,741 | 13,580 | 18,37,928 | 4,247 | 5,44,615 | '(b) Retail Trade |
| 785 | 1,15,004 | 2,222 | 3,53,344 | 1,501 | 2,61,409 | 762 | 1,00,538 | 417 | 25,680 | (7) Finance |
| 14,916 | 15,36,729 | 15,385 | 26,18,062 | 2,190 | 1,35,463 | 1,119 | 1,01,789 | 270 | 19,702 | (8) All Others |
| 4,07,491 | 11,19,93,856 | 3,70,108 | 11,03,36,807 | 2,65,677 | 3,24,55,997 | 2,35,902 | 2,85,68,057 | 96,931 | 1,00,20,084 | Total |

**Of which for Small Scale
Industrial Units**

| व्यवसाय (1) | बीड Beed | | नांदेड Nanded | | उस्मानाबाद Osmanabad | | लातूर Latur | | बुलढाणा Buldhana | |
|--------------------------|---|--|---|--|---|--|---|--|---|--|
| | खात्यांची संख्या No.of Accounts (42) | येणे रक्कम Outstanding Credit (₹ '000) (43) | खात्यांची संख्या No.of Accounts (44) | येणे रक्कम Outstanding Credit (₹ '000) (45) | खात्यांची संख्या No.of Accounts (46) | येणे रक्कम Outstanding Credit (₹ '000) (47) | खात्यांची संख्या No.of Accounts (48) | येणे रक्कम Outstanding Credit (₹ '000) (49) | खात्यांची संख्या No.of Accounts (50) | येणे रक्कम Outstanding Credit (₹ '000) (51) |
| (१) कृषि एकूण | 1,92,972 | 1,53,40,712 | 2,76,584 | 2,08,37,799 | 94,513 | 1,01,22,105 | 99,542 | 1,24,65,809 | 2,58,412 | 1,62,65,527 |
| '(अ) प्रत्यक्ष पतपुरवठा | 1,92,161 | 1,47,49,539 | 2,74,573 | 1,91,95,897 | 93,579 | 96,51,759 | 98,584 | 1,17,72,496 | 2,53,618 | 1,53,93,838 |
| '(ब) अप्रत्यक्ष पतपुरवठा | 811 | 5,91,173 | 2,011 | 16,41,902 | 934 | 4,70,346 | 958 | 6,93,313 | 4,794 | 8,71,689 |
| (२) एकूण उद्योग | 1,391 | 46,26,576 | 4,679 | 67,58,881 | 948 | 12,84,919 | 3,831 | 81,03,174 | 1,860 | 30,64,383 |
| '(अ) दगड व खाणकाम | 15 | 6,467 | 38 | 21,773 | 15 | 15,828 | 25 | 12,507 | 11 | 11,611 |
| '(ब) उत्पादन व प्रक्रीया | 1,223 | 42,98,920 | 4,216 | 59,70,172 | 825 | 12,11,810 | 3,484 | 73,50,366 | 1,707 | 27,94,433 |
| '(क) बीज,गॅस व पाणी | 5 | 10,055 | 29 | 15,802 | 5 | 504 | 9 | 5,283 | 5 | 1,333 |
| '(ड) बांधकाम | 148 | 3,11,134 | 396 | 7,51,134 | 103 | 56,777 | 313 | 7,35,018 | 137 | 2,57,006 |
| (३) परिवहन प्रक्रीया | 1,265 | 2,09,862 | 3,454 | 8,31,538 | 524 | 1,05,247 | 1,310 | 3,02,092 | 964 | 91,953 |
| (४) व्यावसायिक सेवा | 2,004 | 5,63,855 | 8,060 | 17,47,926 | 2,369 | 5,04,775 | 5,282 | 11,21,230 | 1,699 | 4,24,593 |
| (५) व्यक्तिगत कर्ज | 26,405 | 64,40,856 | 46,869 | 1,17,77,103 | 16,316 | 33,29,003 | 31,776 | 79,21,214 | 31,457 | 61,20,064 |
| (६) व्यापार | 9,601 | 18,03,740 | 20,358 | 31,15,089 | 7,285 | 11,47,059 | 14,159 | 32,09,844 | 11,290 | 17,32,757 |
| '(अ) घाऊक व्यापार | 149 | 2,88,494 | 452 | 4,50,793 | 73 | 78,085 | 252 | 4,10,113 | 205 | 3,36,729 |
| '(ब) किरकोळ व्यापार | 9,452 | 15,15,246 | 19,906 | 26,64,296 | 7,212 | 10,68,974 | 13,907 | 27,99,731 | 11,085 | 13,96,028 |
| (७) वित्त | 649 | 78,306 | 1,781 | 1,67,864 | 586 | 55,725 | 548 | 95,892 | 120 | 15,167 |
| (८) इतर खर्च | 660 | 65,506 | 1,145 | 1,82,208 | 1438 | 1,79,517 | 3,546 | 2,30,221 | 2,690 | 2,61,263 |
| एकूण | 2,34,947 | 2,91,29,413 | 3,62,930 | 4,54,18,408 | 1,23,979 | 1,67,28,350 | 1,59,994 | 3,34,49,476 | 3,08,492 | 2,79,75,707 |

TABLE NO.27.3 - contd.

| Districts | | | | | | | | | | | | |
|--|--|--|---|--|---|--|---|--|---|--|--|--|
| अकोला Akola | | वाशिम Washim | | अमरावती Amravati | | यवतमाळ Yavatmal | | वर्धा Wardha | | नागपूर Nagpur | | Occupation |
| खात्यांची संख्या No.of Accounts (52) | येणे रक्कम Outstanding Credit (₹ '000) (53) | खात्यांची संख्या No.of Accounts (54) | येणे रक्कम Outstanding Credit (₹ '000) (55) | खात्यांची संख्या No.of Accounts (56) | येणे रक्कम Outstanding Credit (₹ '000) (57) | खात्यांची संख्या No.of Accounts (58) | येणे रक्कम Outstanding Credit (₹ '000) (59) | खात्यांची संख्या No.of Accounts (60) | येणे रक्कम Outstanding Credit (₹ '000) (61) | खात्यांची संख्या No.of Accounts (62) | येणे रक्कम Outstanding Credit (₹ '000) (63) | |
| 1,01,214 | 78,57,329 | 63,594 | 45,28,422 | 1,68,095 | 1,39,36,621 | 1,66,537 | 1,34,25,097 | 1,31,813 | 1,10,99,984 | 1,28,014 | 2,36,04,442 | (1) Agriculture Total |
| 97,848 | 71,77,681 | 62,968 | 43,81,529 | 1,66,341 | 1,32,32,641 | 1,64,017 | 1,26,08,670 | 1,30,264 | 1,05,02,798 | 1,22,317 | 1,65,14,962 | '(a) Direct Finance |
| 3,366 | 6,79,648 | 626 | 1,46,893 | 1,754 | 7,03,980 | 2,520 | 8,16,427 | 1,549 | 5,97,186 | 5,697 | 70,89,480 | '(b) Indirect Finance |
| 3,323 | 61,85,822 | 991 | 3,07,917 | 4,726 | 61,70,781 | 2,458 | 46,77,224 | 2,441 | 43,27,089 | 20,535 | 14,99,17,849 | (2) Industry Total |
| 20 | 7,301 | 10 | 4,711 | 27 | 25,046 | 27 | 53,271 | 28 | 20,739 | 274 | 45,67,798 | '(a) Mining & Quarrying |
| 2,620 | 57,64,994 | 848 | 2,90,848 | 4,034 | 57,18,687 | 2,074 | 42,22,128 | 2,110 | 40,28,873 | 16,856 | 10,65,79,389 | '(b) Manufacturing & Processing |
| 136 | 24,177 | 9 | 1,488 | 64 | 17,326 | 31 | 87,857 | 19 | 4,972 | 103 | 84,99,207 | '(c) Electricity, Gas & Water |
| 547 | 3,89,350 | 124 | 10,870 | 601 | 4,09,722 | 326 | 3,13,968 | 284 | 2,72,505 | 3,302 | 3,02,71,455 | '(d) Construction |
| 1,623 | 1,32,008 | 505 | 25,380 | 1,691 | 1,67,953 | 1,349 | 2,50,048 | 876 | 1,12,266 | 18,046 | 88,24,519 | (3) Transport Operators |
| 3,984 | 5,78,666 | 1,445 | 1,92,602 | 6,752 | 12,51,575 | 4,012 | 7,35,146 | 3,944 | 5,97,608 | 23,084 | 2,82,99,268 | (4) Professional Services |
| 36,024 | 76,17,352 | 7,872 | 15,69,674 | 51,616 | 1,21,62,570 | 32,788 | 68,33,877 | 27,722 | 55,27,033 | 2,31,209 | 7,62,21,784 | (5) Personal Loans |
| 11,292 | 20,99,141 | 4,647 | 4,73,565 | 18,382 | 35,97,222 | 13,178 | 21,12,170 | 10,687 | 13,88,641 | 39,397 | 4,52,82,254 | (6) Trade |
| 304 | 6,03,190 | 80 | 41,961 | 443 | 10,35,804 | 284 | 7,58,613 | 207 | 3,25,757 | 2,100 | 2,18,40,228 | '(a) Wholesale Trade |
| 10,988 | 14,95,951 | 4,567 | 4,31,604 | 17,939 | 25,61,418 | 12,894 | 13,53,557 | 10,480 | 10,62,884 | 37,297 | 2,34,42,026 | '(b) Retail Trade |
| 262 | 3,31,512 | 34 | 4,629 | 245 | 23,844 | 90 | 15,724 | 133 | 59,265 | 623 | 9,57,815 | (7) Finance |
| 2,972 | 3,34,454 | 1,166 | 71,108 | 3,669 | 5,66,606 | 4,380 | 3,10,903 | 2,039 | 2,54,576 | 30,490 | 1,33,94,137 | (8) All Others |
| 1,60,694 | 2,51,36,284 | 80,254 | 71,73,297 | 2,55,176 | 3,78,77,172 | 2,24,792 | 2,83,60,189 | 1,79,655 | 2,33,66,462 | 4,91,398 | 34,65,02,068 | Total |
| | | | | | | | | | | | | Of which for Small Scale Industrial Units |

तक्ता क्रमांक / TABLE No.27.3 -contd.

| व्यवसाय (1) | जिल्हे / Districts | | | | | | | | | | Occupation (1) |
|--------------------------|--|---|--|---|--|---|--|---|--|---|---------------------------------|
| | भंडारा Bhandara | | गोंदिया Gondia | | चंद्रपूर Chandrapur | | गडचिरोली Gadchiroli | | महाराष्ट्र राज्य Maharashtra State | | |
| | खात्यांची संख्या No.of Accounts (64) | येणे रक्कम Outstanding Credit (₹ '000) (65) | खात्यांची संख्या No.of Accounts (66) | येणे रक्कम Outstanding Credit (₹ '000) (67) | खात्यांची संख्या No.of Accounts (68) | येणे रक्कम Outstanding Credit (₹ '000) (69) | खात्यांची संख्या No.of Accounts (70) | येणे रक्कम Outstanding Credit (₹ '000) (71) | खात्यांची संख्या No.of Accounts (72) | येणे रक्कम Outstanding Credit (₹ '000) (73) | |
| (1) कृषि एकूण | 44,309 | 33,16,397 | 25,403 | 16,34,695 | 62,714 | 45,43,798 | 24,416 | 14,95,009 | 95,18,625 | 70,48,77,878 | (1) Agriculture Total |
| '(अ) प्रत्यक्ष पतपुरवठा | 42,562 | 28,85,839 | 24,551 | 13,98,521 | 61,478 | 40,38,585 | 24,031 | 13,03,887 | 92,61,880 | 58,64,54,997 | '(a) Direct Finance |
| '(ब) अप्रत्यक्ष पतपुरवठा | 1,747 | 4,30,558 | 852 | 2,36,174 | 1,236 | 5,05,213 | 385 | 1,91,122 | 2,56,745 | 11,84,22,881 | '(b) Indirect Finance |
| (2) एकूण उद्योग | 1,773 | 25,99,878 | 1,213 | 66,42,916 | 1,647 | 52,93,738 | 509 | 11,20,997 | 7,26,125 | 7,40,03,32,171 | (2) Industry Total |
| '(अ) दगड व खाणकाम | 23 | 29,240 | 5 | 1,190 | 61 | 58,031 | 9 | 7,462 | 15,965 | 18,69,32,332 | '(a) Mining & Quarrying |
| '(ब) उत्पादन व प्रक्रीया | 1,347 | 968,490 | 913 | 16,53,221 | 1,164 | 39,53,228 | 416 | 10,64,270 | 5,75,144 | 4,89,36,58,780 | '(b) Manufacturing & Processing |
| '(क) वीज, गॅस व पाणी | 16 | 2,480 | 8 | 10,99,021 | 13 | 5,227 | 7 | 4,669 | 5,327 | 71,92,43,700 | '(c) Electricity, Gas & Water |
| '(ड) बांधकाम | 387 | 15,99,668 | 287 | 38,89,484 | 409 | 12,77,252 | 77 | 44,596 | 1,29,689 | 1,60,04,97,359 | '(d) Construction |
| (३) परिवहन प्रक्रीया | 560 | 1,12,897 | 443 | 94,019 | 2,188 | 13,83,630 | 136 | 38,783 | 2,84,695 | 48,35,36,299 | (3) Transport Operators |
| (4) व्यावसायिक सेवा | 2,212 | 3,33,188 | 1,633 | 3,84,674 | 3,908 | 14,72,198 | 1,053 | 1,32,240 | 5,73,993 | 1,49,48,78,586 | (4) Professional Services |
| (5) व्यक्तिगत कर्ज | 14,214 | 29,09,269 | 7,469 | 15,56,565 | 32,094 | 70,67,714 | 6,217 | 13,52,657 | 1,12,96,812 | 1,80,47,93,653 | (5) Personal Loans |
| (6) व्यापार | 5,238 | 9,63,357 | 3,822 | 9,84,339 | 7,467 | 27,96,959 | 3,467 | 5,95,663 | 9,28,657 | 1,47,70,30,370 | (6) Trade |
| '(अ) घाऊक व्यापार | 149 | 1,31,062 | 222 | 2,61,311 | 325 | 8,10,583 | 107 | 42,679 | 1,63,586 | 90,38,58,401 | '(a) Wholesale Trade |
| '(ब) किरकोळ व्यापार | 5,089 | 8,32,295 | 3,600 | 7,23,028 | 7,142 | 19,86,376 | 3,360 | 5,52,984 | 7,65,071 | 57,31,71,969 | '(b) Retail Trade |
| (7) वित्त | 225 | 25,122 | 64 | 3,643 | 182 | 30,184 | 32 | 764 | 33,877 | 2,86,25,26,434 | (7) Finance |
| (8) इतर खर्च | 5,760 | 2,93,689 | 4,692 | 4,89,102 | 5,810 | 6,87,245 | 2,830 | 1,47,466 | 6,23,448 | 23,63,35,963 | (8) All Others |
| एकूण | 74,291 | 1,05,53,797 | 44,739 | 1,17,89,953 | 1,16,010 | 2,32,75,466 | 38,660 | 48,83,579 | 2,39,86,232 | 16,46,43,11,354 | Total |

वरिलपैकी लघुउद्योगांसाठी

Of which for Small Scale Industrial Units

आधार : बेसिक स्टॅटिस्टिकल रिटर्नस, भारतीय रिझर्व्ह बँक, मुंबई.

Source: Basic Statistical Returns, Reserve Bank of India, Mumbai.

27. बँका व विमा व्यवसाय / BANKING AND INSURANCE

तक्ता क्रमांक / TABLE NO.27.4

मार्च, २०१४ अखेर राज्यवार वर्गीकृत व्यापारी बँकांच्या ठेवी आणि कर्जे /

Deposit and advances of Scheduled Commercial Banks by State upto March end, 2014

(₹ लाखात / ₹ in lakh)

| विभाग / राज्य आणि केंद्रशासित प्रदेश | कार्यालयांची संख्या No. Of Offices | ठेवी Deposits | कर्जे / Advances | | | Region / State and Union Territory |
|---|--|---------------------|---------------------------------|----------------------------|---------------------|---------------------------------------|
| | | | प्राधान्य गट Priority sector | दुर्बल गट Weaker sector | एकूण Total | |
| (1) | (2) | (3) | (4) | (5) | (6) | (1) |
| उत्तर विभाग | 18,486 | 15,92,68,566 | 4,03,51,565 | 82,99,913 | 48651,478 | Northern Region |
| हरियाणा | 3,259 | 1,84,60,420 | 71,32,573 | 13,28,968 | 8461,541 | Haryana |
| हिमाचल प्रदेश | 1,161 | 49,93,748 | 11,91,305 | 3,43,553 | 1534,858 | Himachal Pradesh |
| जम्मू-काश्मिर | 1,198 | 63,87,037 | 15,44,736 | 5,59,796 | 2104,532 | Jammu Kashmir |
| पंजाब | 4,972 | 2,26,05,363 | 98,18,235 | 25,26,041 | 12344,276 | Punjab |
| राजस्थान | 4,491 | 1,87,97,005 | 87,34,959 | 30,26,459 | 11761,418 | Rajasthan |
| चंदिगाड | 348 | 48,41,153 | 10,33,645 | 80,551 | 1114,196 | Chandigarh |
| दिल्ली | 3,057 | 8,31,83,840 | 1,08,96,112 | 4,34,545 | 11330,657 | Delhi |
| उत्तर-पूर्व विभाग | 2,401 | 1,29,59,907 | 23,87,461 | 8,08,139 | 3195,600 | North-Eastern Region |
| अरुणाचल प्रदेश | 100 | 7,37,803 | 68,888 | 34,265 | 103,153 | Arunachal Pradesh |
| आसाम | 1,453 | 78,22,022 | 16,03,663 | 5,10,619 | 2114,282 | Assam |
| मणिपूर | 105 | 4,99,070 | 1,14,936 | 44,911 | 159,847 | Manipur |
| मेघालय | 219 | 13,76,228 | 1,33,191 | 60,148 | 193,339 | Meghalaya |
| मिझोराम | 70 | 3,54,574 | 82,590 | 25,722 | 108,312 | Mizoram |
| नागालँड | 129 | 6,53,161 | 80,102 | 44,255 | 124,357 | Nagaland |
| त्रिपुरा | 214 | 9,95,873 | 2,21,737 | 57,959 | 279,696 | Tripura |
| सिक्कीम | 111 | 5,21,176 | 82,354 | 30,260 | 112,614 | Sikkim |
| पूर्व विभाग | 14,601 | 9,18,55,863 | 1,85,18,983 | 44,04,627 | 2,29,23,610 | Eastern Region |
| बिहार | 3,730 | 1,73,47,527 | 38,29,163 | 13,36,885 | 51,66,048 | Bihar |
| झारखंड | 2,079 | 1,18,01,789 | 19,18,300 | 5,22,811 | 24,41,111 | Jharkhand |
| ओरिसा | 2,974 | 1,54,82,841 | 30,52,545 | 8,48,612 | 39,01,157 | Orissa |
| पश्चिम बंगाल | 5,759 | 4,69,61,307 | 96,37,039 | 16,88,419 | 1,13,25,458 | West Bengal |
| अंदमान आणि निकोबार | 59 | 2,62,399 | 81,936 | 7,900 | 89,836 | Andaman and Nicobar |
| मध्य विभाग | 17,542 | 9,21,57,684 | 2,53,95,849 | 71,66,159 | 3,25,62,008 | Central Region |
| छत्तीसगढ | 1,422 | 82,73,040 | 21,43,731 | 3,33,614 | 24,77,345 | Chhattisgarh |
| मध्य प्रदेश | 4,191 | 2,12,65,499 | 76,44,599 | 21,48,601 | 97,93,200 | Madhya Pradesh |
| उत्तर प्रदेश | 10,483 | 5,52,03,362 | 1,33,48,828 | 33,25,362 | 1,66,74,190 | Uttar Pradesh |
| उत्तरांचल | 1,446 | 74,15,783 | 22,58,691 | 13,58,582 | 36,17,273 | Uttaranchal |
| पश्चिम विभाग | 16,537 | 25,05,58,847 | 5,65,55,616 | 63,25,092 | 6,28,80,708 | Western Region |
| गोवा | 602 | 45,48,609 | 5,48,858 | 78,771 | 6,27,629 | Goa |
| गुजरात | 5,882 | 4,09,44,322 | 1,20,05,052 | 17,66,552 | 1,37,71,604 | Gujarat |
| महाराष्ट्र | 9,960 | 20,45,38,023 | 4,39,09,751 | 44,73,844 | 4,83,83,595 | Maharashtra |
| दादरा व नगर हवेली | 50 | 2,25,524 | 44,450 | 3,883 | 48,333 | Dadara and Nagar Haveli |
| दमण व दिव | 43 | 3,02,369 | 47,505 | 2,042 | 49,547 | Daman and Div |
| दक्षिण विभाग | 28,354 | 17,26,84,475 | 7,22,26,155 | 2,23,82,883 | 9,46,09,038 | Southern Region |
| आंध्र प्रदेश | 7,995 | 4,22,62,146 | 2,06,57,478 | 72,83,446 | 2,79,40,924 | Andhra Pradesh |
| कर्नाटक | 6,782 | 5,17,89,478 | 1,57,52,324 | 40,42,347 | 1,97,94,671 | Karnataka |
| केरळ | 5,093 | 2,70,28,806 | 1,06,21,831 | 36,33,852 | 1,42,55,683 | Kerala |
| तामिळनाडू | 8,306 | 5,06,12,550 | 2,47,61,209 | 73,18,028 | 3,20,79,237 | Tamilnadu |
| लक्षव्दीप | 13 | 71,109 | 3,528 | 3,407 | 6,935 | Lakshadweep |
| पाँडीचेरी | 165 | 9,20,386 | 4,29,785 | 1,01,803 | 5,31,588 | Pondicherry |
| एकूण भारत | 97,921 | 77,94,85,342 | 21,54,35,629 | 4,93,86,813 | 26,48,22,442 | All India |

आधार : भारतीय रिझर्व्ह बँक, मुंबई. / Source: Reserve Bank of India, Mumbai.

27. बँका व विमा व्यवसाय / BANKING AND INSURANCE

तक्ता क्रमांक / TABLE NO. 27.5

वर्गीकृत व अवर्गीकृत सहकारी बँकांच्या कार्यालयांची संख्या (३१ मार्च, २०११ रोजी) /

Number of offices of Scheduled , Non-Scheduled and Co-operative Banks (As on 31st March, 2011)

| अ.क्र. Sr.No. | जिल्हे (2) | वर्गीकृत बँका Scheduled Banks (3) | अवर्गीकृत बँका Non-Scheduled Banks (4) | सहकारी बँका Co-operative Banks (5) | एकूण Total (6) | Districts (2) |
|------------------|-------------------------|---|---|---|----------------------|--------------------------|
| 1 | मुंबई शहर | N.A. | N.A. | 72 | 72 | Mumbai City |
| 2 | मुंबई उपनगर | N.A. | N.A. | | 0 | Mumbai Suburban |
| 3 | ठाणे | N.A. | N.A. | 17 | 17 | Thane |
| 4 | रायगड | N.A. | N.A. | 8 | 8 | Raigad |
| 5 | रत्नागिरी | N.A. | N.A. | 4 | 4 | Ratnagiri |
| 6 | सिंधुदुर्ग | N.A. | N.A. | 2 | 2 | Sindhudurg |
| 7 | नाशिक | N.A. | N.A. | 45 | 45 | Nashik |
| 8 | धुळे | N.A. | N.A. | 7 | 7 | Dhule |
| 9 | नंदुरबार | N.A. | N.A. | 6 | 6 | Nandurbar |
| 10 | जळगाव | N.A. | N.A. | 17 | 17 | Jalgaon |
| 11 | अहमदनगर | N.A. | N.A. | 20 | 20 | Ahmednagar |
| 12 | पुणे | N.A. | N.A. | 56 | 56 | Pune |
| 13 | सातारा | N.A. | N.A. | 27 | 27 | Satara |
| 14 | सांगली | N.A. | N.A. | 22 | 22 | Sangli |
| 15 | सोलापूर | N.A. | N.A. | 38 | 38 | Solapur |
| 16 | कोल्हापूर | N.A. | N.A. | 49 | 49 | Kolhapur |
| 17 | औरंगाबाद | N.A. | N.A. | 14 | 14 | Aurangabad |
| 18 | जालना | N.A. | N.A. | 6 | 6 | Jalna |
| 19 | परभणी | N.A. | N.A. | 10 | 10 | Parbhani |
| 20 | हिंगोली | N.A. | N.A. | 7 | 7 | Hingoli |
| 21 | बीड | N.A. | N.A. | 14 | 14 | Beed |
| 22 | नांदेड | N.A. | N.A. | 8 | 8 | Nanded |
| 23 | उस्मानाबाद | N.A. | N.A. | 12 | 12 | Osmanabad |
| 24 | लातूर | N.A. | N.A. | 17 | 17 | Latur |
| 25 | बुलढाणा | N.A. | N.A. | 9 | 9 | Buldhana |
| 26 | अकोला | N.A. | N.A. | 5 | 5 | Akola |
| 27 | वाशिम | N.A. | N.A. | 1 | 1 | Washim |
| 28 | अमरावती | N.A. | N.A. | 12 | 12 | Amravati |
| 29 | यवतमाळ | N.A. | N.A. | 4 | 4 | Yavatmal |
| 30 | वर्धा | N.A. | N.A. | 5 | 5 | Wardha |
| 31 | नागपूर | N.A. | N.A. | 18 | 18 | Nagpur |
| 32 | भंडारा | N.A. | N.A. | 1 | 1 | Bhandara |
| 33 | गोंदिया | N.A. | N.A. | 2 | 2 | Gondiya |
| 34 | चंद्रपूर | N.A. | N.A. | 2 | 2 | Chandrapur |
| 35 | गडचिरोली | N.A. | N.A. | 4 | 4 | Gadchiroli |
| | महाराष्ट्र राज्य | N.A. | N.A. | 541 | 541 | Maharashtra State |

टीप - N.A. - उपलब्ध नाही / Not available

आधार : (१) सहकार आयुक्त मुंबई आणि निबंधक सहकारी संस्था, महाराष्ट्र शासन, पुणे

(२) भारतीय रिझर्व्ह बँक, मुंबई.

Source : (1) Commissioner for Co-operation , Mumbai and Registrar, Co-operative Societies, Govt. of Maharashtra, Pune

(2) Reserve Bank of India, Mumbai.

२८. लोकवित्त

२८.१ राज्य शासनातील महसुली जमा व महसुली खर्च यांचे निरनिराळ्या शीर्षाखालील आकडे या विभागात दाखविले आहेत. याची अधिक तपशीलवार माहिती राज्य शासनाच्या अर्थसंकल्पात मिळते. तसेच अर्थसंकल्पातील व्यवहाराचे आर्थिक वर्गीकरणही या विभागात दिले आहे. येथील आर्थिक वर्गीकरणाची मांडणी सहा लेख्यांमध्ये दर्शविलेल्या शासनाच्या आर्थिक व्यवहारावर आधारलेली आहे.

२८.२ राज्य शासनाचे जमा व खर्च या संबंधित व्यवहार दरवर्षी सादर केलेल्या अर्थसंकल्पात दिले जातात. अर्थसंकल्पीय व्यवहारांचे परिणाम जाणून घेण्यासाठी अर्थसंकल्पाचे आर्थिक वर्गीकरण केले जाते. या वर्गीकरणात अर्थसंकल्पीय व्यवहारांची अर्थपूर्ण आर्थिक वर्गानुरूप पुनर्मांडणी व त्यांचे पुनर्वर्गीकरण केले आहे. हे वर्गीकरण केंद्रीय अर्थसंकल्पाच्या आर्थिक वर्गीकरणाच्या मांडणीप्रमाणे आहे. त्यामधून आंतरलेखा व आंतरविभागीय हस्तांतरित रकमा (फंडांकडून बदली केलेल्या रकमा धरून) वगळण्यात आल्या आहेत. त्यामुळे उर्वरित अर्थव्यवस्थेशी होणाऱ्या राज्य शासनाच्या मूळ व्यवहारांची माहिती या वर्गीकरणातून मिळते.

२८.३ ह्या विभागात ३१ मार्चच्या अखेरीस आयकर भरणाऱ्यांचे आयकर पात्र उत्पन्न गटानुसार वर्गीकरण देण्यात आले आहे. आयकर दात्यांचे पुढीलप्रमाणे उपविभाग पाडण्यात येतात. (अ) वैयक्तिक, (ब) हिंदु अविभक्त कुटुंबे, (क) अनौदणीकृत व्यवसाय, (ड) व्यक्ती समूह, (इ) नोंदणीकृत व्यवसाय (फ) संस्था ह्या तक्त्यात दाखविलेले उत्पन्न हे एकूण उत्पन्नातून नुकसान भरपाई व इतर अनुज्ञेय सूट वगळून राहिलेले करपात्र उत्पन्न असते.

28. PUBLIC FINANCE

28.1 The receipt and revenue expenditure of State Government under different heads is shown in this section. Further details are found in the Civil Budget Estimates of the State Government. The Economic Classification of the Budget is also given in this section. The frame-work of economic classification presented here is based on the delineation of the Government transactions in a set of six accounts.

28.2 The Budget, annually presented, gives the transactions on account of receipts and expenditure of the State Government. In order to analyse the economic impact of these budgetary transactions, an economic classification of the Budget is undertaken. In this classification the transactions are regrouped and reclassified into meaningful economic categories. This classification follows closely the frame-work of economic classification adopted for the Central Budget. It eliminates all inter-account, inter-departmental transfers including (transfers to and from funds) and brings out the genuine transactions of the State Government with the rest of the economy.

28.3 In this section classification of the assesses assessed to Income Tax according to range of income and tax payable for the assessment year ending 31st March is given. Assesses are sub-divided into (i) individuals, (ii) Hindu undivided families, (iii) unregistered firms, (iv) association of persons, (v) registered firms, (iv) companies. The total income shown in the table represents the income assessed to tax after deduction, set of the losses and other admissible rebate from gross income.

28. लोकवित्त/ PUBLIC FINANCE

तक्ता क्रमांक / TABLE NO. 28.1

महाराष्ट्र शासनाचा एकूण महसूल / Total Revenue of Maharashtra Government
(2013-14)

(महसूल ₹ कोटी / Revenue in ₹ crore)

| महसुलाची बाब | महसूल (प्रत्यक्ष) Revenue (Actuals) | एकूण महसुलाची टक्केवारी Percentage To Total Revenue | Source of Revenue |
|---|---|--|---|
| (1) | (2) | (3) | (1) |
| (अ) केंद्राकडून वसूल होणा-या करांतील राज्याचा हिस्सा- { (1) ते (6) } | 16,587.80 | 11.07 | A. Share in Centrally collected Taxes |
| (1) निगम करांव्यतिरिक्त इतर उत्पन्नावरील कर | 3,673.14 | 22.14 | (1)Taxes on income other than Corporation Tax |
| (2) केंद्रिय उत्पादन शुल्क | 1,911.35 | 11.52 | (2) Union Excise Duties |
| (3) निगम कर | 5,578.30 | 33.63 | (3) Corporation Tax |
| (4) संपत्ती कर | 15.31 | 0.09 | (4) Taxes on Wealth |
| (5) जकात | 2,706.29 | 16.31 | (5) Customs |
| (6) सेवा कर | 2,703.41 | 16.30 | (6) Service Tax |
| (ब) राज्याकडून वसूल होणारे कर- { (1) ते (10) } | 1,08,640.60 | 72.51 | B. Taxes collected by state |
| (1) कृषिविषयक उत्पन्नावरील कर | 0 | 0 | (1) Agricultural Income Tax |
| (2) जमीन महसूल | 1,088.85 | 1.00 | (2) Land Revenue |
| (3) मुद्रांक व नोंदणी फी | 18,675.98 | 17.19 | (3) Stamps and Registration Fees |
| (4) राज्य उत्पादन शुल्क | 10,101.12 | 9.30 | (4) State excise duties |
| (5) विक्रीकर | 62,530.04 | 57.56 | (5) Sales Tax |
| (6) वाहनांवरील कर | 5,095.92 | 4.69 | (6) Taxes on vehicles |
| (7) मालावरील व उतारुवरील कर | 1,240.68 | 1.14 | (7) Taxes on goods & passengers |
| (8) विद्युत शुल्क | 6,083.90 | 5.60 | (8) Electricity duties. |
| (9) उत्पन्न व खर्च यावरील इतर कर | 2,165.48 | 1.99 | (9) Other Taxes on Income and Expenditure |
| (10) विक्रेय वस्तू व सेवा यावरील इतर कर व शुल्क | 1,658.63 | 1.53 | (10) Other Taxes and duties on commodities and services |
| (क) करांव्यतिरिक्त महसूल- { (1) + (2) } | 11,351.97 | 7.58 | C. Non-Tax Revenue |
| (1) व्याजविषयक जमा रकमा | 3,933.81 | 34.65 | (1) Interest Receipts |
| (2) इतर करांव्यतिरिक्त महसूल | 7,418.16 | 65.35 | (2) Other Non-tax Revenue |
| (ड) केंद्र शासनाकडून सहाय्यक अनुदाने- | 13,241.44 | 8.84 | D. Grants -in Aid from Central Government |
| एकूण महसूल | 1,49,821.81 | 100.00 | Total Revenue Receipts |

आधार:- महाराष्ट्र शासनाची अर्थसंकल्पीय प्रकाशने, 2015-16

Source : Maharashtra State Budget Publication (Budget in Brief) 2015-16

28. लोकवित्त/ PUBLIC FINANCE
तक्ता क्रमांक / TABLE NO. 28.2
महसुली लेख्यातून केलेला खर्च / Expenditure from Revenue Account
(2013-14)

(खर्च ₹ कोटी / Expenditure in ₹ crore)

| खर्चाचा प्रकार (1) | प्रत्यक्ष खर्च Actual Expenditure (2) | एकूण खर्चाशी टक्केवारी Percentage To Total Expenditure (3) | Type of Expenditure (1) |
|-------------------------------------|---|--|---|
| (अ) सामाजिक सेवा | 70,879.08 | 45.76 | (A) Social Services |
| (ब) आर्थिक सेवा | 27,991.32 | 18.07 | (B) Economic Services |
| (क) सहाय्यक अनुदाने व अंशदाने | 2,052.75 | 1.33 | (C) Grants-in-aid & Contributions |
| (ड) सर्वसाधारण सेवा | 31,180.23 | 20.13 | (D) General Services |
| (१) राज्याची अंगे | 1,434.55 | 4.60 | (1) Organs of State |
| (२) संकलन शुल्क | 2,371.25 | 7.60 | (2) Collection charges |
| (३) प्रशासकीय सेवा | 14,008.15 | 44.93 | (3) Administrative Services |
| (४) निवृत्ती वेतने आणि संकीर्ण | 13,162.5 | 42.21 | (4) Pensions & Miscellaneous General Services |
| (५) राखीव निधीकरीता हस्तांतरीत | 203.78 | 0.65 | (5) Transfer to Reserve funds |
| (इ) ऋण सेवा | 22,799.04 | 14.72 | (E) Debt Services |
| एकूण महसुली खर्च (अ+ब+क+इ+ई) | 1,54,902.42 | 100.00 | Total Revenue Expenditure (A+B+C+D+E) |

टिप : आकडे संक्षिप्तात असल्याने बेरजा जुळणार नाहीत.

Note : Figures may not tally due to rounding

आधार:- महाराष्ट्र शासनाची अर्थसंकल्पीय प्रकाशने, 2015-16

Source : Maharashtra State Budget Publication (Budget in Brief) 2015-16

28. लोकवित्त/ PUBLIC FINANCE
तक्ता क्रमांक / TABLE NO. 28.3
भांडवली अर्थसंकल्प / Capital Budget
(2013-14)

(₹ कोटीत / ₹ in crore)

| बाब (1) | प्रत्यक्ष रकमा (Actuals) (2) | Item (1) |
|--|------------------------------------|--|
| (अ) एकूण भांडवली जमा (१ ते ४) | 38,927.54 | (A) Total Capital Receipts (1 to 4) |
| १. सरकारी ऋण लेख्याकडून जमा | 27,887.13 | 1. Receipt from Public Debt |
| २. राज्य शासनाकडून कर्जे व आगाऊ रकमा (वसुली) | 728.03 | 2. Loans and Advances by State Government (Recovery) |
| ३. इतर भांडवली जमा (निव्वळ) | 849.62 | 3. Other Capital Receipt (Net) |
| ४. लोक लेखा (निव्वळ) | 9,462.76 | 4. Public Account (Net) |
| (ब) एकूण भांडवली खर्च (१ ते ३) | 33,079.74 | (B) Total Capital Expenditure (1 to 3) |
| १. महसुली लेख्या बाहेरील भांडवली खर्च | 20,020.45 | 1. Capital Expenditure outside the Revenue Account |
| २. राज्य शासनाने दिलेली कर्जे व आगाऊ रकमा | 1,645.10 | 2. Loans and Advances given by State Government |
| ३. सरकारी ऋणाची परतफेड | 11,414.19 | 3. Repayment of Public Debt |
| अ) राज्य शासनाचे देशांतर्गत ऋण | 10,543.42 | a) Internal debt of the State Government |
| ब) केंद्र शासनाकडील कर्जे व आगाऊ रकमा | 870.77 | b) Loans and Advances from Central Government |
| क) आकस्मिकता निधीकडे विनियोजन | 0.00 | c) Appropriation to the Contingency Fund |
| भांडवली अधिक्य (+) किंवा तुट (-) | 5,847.80 | Capital Surplus (+) OR Deficit (-) (A-B) |

टिप : आकडे संक्षिप्तात असल्याने बेरजा जुळणार नाहीत.

Note : Figures may not tally due to rounding

आधार:- महाराष्ट्र शासनाची अर्थसंकल्पीय प्रकाशने, 2015-16

Source : Maharashtra State Budget Publication (Budget in Brief) 2015-16

28. लोकवित्त/ PUBLIC FINANCE
तक्ता क्रमांक / TABLE NO. 28.4
एकूण अर्थसंकल्पीय स्थिती / Overall Budgetary Position
(2013-14)

(₹ कोटीत / ₹ in crore)

| अ.क्र. Sr.No. (1) | तपशील (2) | (प्रत्यक्ष) (Actuals) (3) | Particulars (1) |
|-------------------------|--|---------------------------------|--|
| 1 | महसूली जमा | 1,49,821.81 | 1.Revenue Receipts |
| 2 | महसूली खर्च | 1,54,902.42 | 2. Revenue Expenditure |
| 3 | महसूली अधिक्क्य (+) किंवा तूट (-) | -5,080.61 | 3. Revenue Surplus (+) OR Deficit (-) (1-2) |
| 4 | भांडवली जमा | 38,927.53 | 4. Capital Receipts |
| 5 | भांडवली खर्च | 33,079.74 | 5. Capital Expenditure |
| 6 | भांडवली अधिक्क्य (+) किंवा तूट (-) | 5,847.79 | 6. Capital Surplus (+) OR Deficit (-) (4-5) |
| 7 | आकस्मिकता निधीकडे विनियोजन | 0.00 | 7. Appropriation to the Contingency Fund |
| 8 | एकूण अर्थसंकल्पीय अधिक्क्य(+) किंवा तूट(-) | 767.18 | 8. Total Budgetary Surplus (+) OR Deficit (-)(3+6+7) |
| 9 | रोख शिलकीतील वाढ /घट- | | 9. Increase / Decrease in Cash Balance |
| | (अ) प्रारंभीची शिल्लक | -139.18 | (A) Opening Balance |
| | (ब) अखेरची शिल्लक | 628.01 | (B) Closing Balance |

28. लोकवित्त/ PUBLIC FINANCE
तक्ता क्रमांक / TABLE NO. 28.5
एकूण खर्चाची निरनिराळ्या उद्देशानुसार टक्केवारी /
Percentage Distribution Of Total Expenditure Into Different Purpose Categories
(2013-14)

(₹ कोटीत / ₹ in crore)

| अ.क्र. Sr.No. (1) | उद्देशाचे प्रकार (2) | (प्रत्यक्ष) एकूण खर्च (Actual) Total Expenditure (3) | टक्केवारी Percentage (4) | Purpose (2) |
|-------------------------|---|---|--------------------------------|---|
| 1 | सर्वसाधारण लोकसेवा | 50,601.13 | 32.07 | General Public Services |
| 2 | संरक्षण (नागरी) | 0.00 | 0.00 | Defence (Civil) |
| 3 | शिक्षण | 43,716.94 | 27.71 | Education |
| 4 | आरोग्य | 7,446.48 | 4.72 | Health |
| 5 | सामाजिक सुरक्षा व कल्याण सेवा | 8,551.18 | 5.42 | Social Security and Welfare Services |
| 6 | गृहनिर्माण व इतर सामूहिक सेवा | 9,106.56 | 5.77 | Housing and Other Community Services |
| 7 | सांस्कृतिक, मनोरंजन व धार्मिक सेवा | 1,135.65 | 0.72 | Cultural, Recreational and Religious Services. |
| 8 | आर्थिक सेवा- | 32,826.06 | 20.81 | Economic Service----- |
| | (१) सर्वसाधारण प्रशासन, विनियमन व संशोधन | 2,878.49 | 8.77 | (1) General Administration, Regulation and Research |
| | (२) कृषि, वनोद्योग, मत्स्योद्योग व शिकार | 16,263.05 | 49.54 | (2)Agriculture, Forestry, Fishing and Hunting |
| | (३) खनिकर्म, कारखाने व बांधकामे | 825.21 | 2.51 | (3) Mining, Manufacturing and Construction |
| | (४) वीज, गॅस, वाफ व इतर उर्जेची साधने | 1,500.65 | 4.57 | (4)Electricity, Gas, Steam and Other Sources of Energy |
| | (५) पाणीपुरवठा | 1,061.75 | 3.23 | (5) Water Supply |
| | (६) परिवहन व दळणवळण | 8,998.38 | 27.41 | (6) Transport and Communication |
| | (७) इतर आर्थिक सेवा | 1,298.53 | 3.96 | (7) Other Economic Services |
| 9 | इतर सेवा (पर्यावरणातील सुरक्षितता व आपत्ती व्यवस्थापक) | 4,378.31 | 2.78 | Other Services (Environmental Protection & Relief on Calamities) |
| | एकूण | 1,57,762.31 | 100.00 | Total |

टिप : आकडे संक्षिप्तात असल्याने बेरजा जुळणार नाहीत.

Note :Figures may not tally due to rounding

आधार:- महाराष्ट्र शासनाची अर्थसंकल्पीय प्रकाशने, 2015-16

Source : Maharashtra State Budget Publication (Budget in Brief) 2015-16

28. लोकवित्त/ PUBLIC FINANCE
तक्ता क्रमांक / TABLE NO. 28.6
आर्थिक वर्गीकरणानुसार शासनाच्या खर्चाची टक्केवारी /
Percentage Distribution of Government Expenditure according to Economic Classification
(2013-14)

(खर्च ₹ कोटीत / Expenditure ₹ in crore)

| शीर्षे | प्रत्यक्ष खर्च Actual Expenditure | एकूण खर्चाशी टक्केवारी % To Total Expenditure | Heads |
|------------------------------------|---|--|--|
| (1) | (2) | (3) | (1) |
| (१) चालू लेखा- | | | I. Current account |
| १. वस्तु व सेवा यावरील खर्च | 44,947.46 | 26.51 | (1) Consumption Expenditure |
| २. व्याज प्रदान | 20,655.19 | 12.18 | (2) Interest paid |
| ३. अर्थ सहाय्य | 16,485.34 | 9.72 | (3) Subsidies |
| ४. हस्तांतरित महसुली रकमा | 75,717.11 | 44.65 | (4) Current transfers |
| (अ) अनुदाने- | 67,743.64 | 39.95 | (A) Grants to - |
| (I) स्थानिक संस्थांस | 51,648.62 | 30.46 | (i) Local Bodies |
| (ii) शैक्षणिक संस्थांस | 0 | 0.00 | (ii) Educational Institutions |
| (III) इतरांस | 16,095.02 | 9.49 | (iii) Others |
| (ब) इतर चालू हस्तांतरित रकमा | 7,973.47 | 4.70 | B) Other current transfers |
| एकूण चालू खर्च (१) | 1,57,805.10 | 93.06 | Total (I) Current Expenditure |
| (२) भांडवल लेखा- | | | II. Capital Account |
| १. साठ्यातील बदल | 2.63 | 0 | (i) Changes in stocks |
| २. एकूण स्थिर भांडवल निर्मिती | 9,486.25 | 5.59 | (ii) Gross fixed capital formation |
| ३. भौतिक मालमत्तेची निव्वळ खरेदी | -44.98 | -0.03 | (iii) Net purchases of physical assets |
| ४. हस्तांतरित भांडवली रकमा | 2,316.95 | 1.37 | (iv) Capital Transfers |
| ५. भाग भांडवलात केलेली गुंतवणूक | 0 | 0 | (v) Investment in shares |
| ६. कर्जे व आगाऊ रकमा | 0 | 0 | (vi) Loans and advances |
| ७. सरकारी ऋणांची परतफेड | 0 | 0 | (vii) Repayment of Public Debts |
| एकूण भांडवली खर्च (२) | 11,760.85 | 6.94 | Total (II) Capital Expenditure |
| एकूण खर्च (चालू + भांडवली) | 1,69,565.95 | 100.00 | Total Expenditure (Current + Capital) |

आधार:- अर्थ व सांख्यिकी संचालनालय, महाराष्ट्र शासन, मुंबई.

Source:- Directorate of Economics and Statistics, Government of Maharashtra, Mumbai.

28. लोकवित्त/ PUBLIC FINANCE
तक्ता क्रमांक / TABLE NO. 28.7
वस्तुनुसार अबकारी कर / Excise Revenue by Commodities
(2013-14)

(₹ लाखात / ₹ in Lakh)

| अ.क्र. Sr.No. | बाब | 1998-99 | 1999-00 | 2000-01 | 2001-02 | 2002-03 | 2012-13 | 2013-14 | Item |
|------------------|--|--------------------|--------------------|--------------------|--------------------|--------------------|--------------------|---------------------|----------------------------------|
| (1) | (2) | (5) | (6) | (7) | (8) | (9) | (10) | (11) | (2) |
| 1 | शुल्क (देशी दारु) | 56,372.25 | 55,810.00 | 48,336.00 | 50,923.39 | 55,216.76 | 2,57,772.59 | 2,55,161.36 | 1. Duty (C.L.) |
| 2 | शुल्क (भारतीय बनावटीचे विदेशी मद्य) | | | | | | | | 2. Duty (IMFL-Spirit) |
| | अ) उत्पादनापासून | 71,346.07 | 80,076.88 | 73,423.67 | 81,021.58 | 78,822.16 | 3,96,888.52 | 4,69,210.94 | a) From Manufacturer |
| | ब) आयातीक | 2,809.38 | 2,155.38 | 3,594.40 | 1,634.75 | 1,174.37 | 6,076.10 | 6,741.98 | b) On Imports |
| 3 | शुल्क भारतीय बनावटीचे विदेशी मद्य बिअर | | | | | | | | 3. Duty IMFL / Beer (Incl ferm) |
| | अ) उत्पादनापासून | 18,780.50 | 18,801.21 | 19,100.02 | 20,412.76 | 23,766.12 | 1,80,600.05 | 1,85,128.97 | a) From Manufacturer |
| | ब) आयातीक | 2,186.27 | 1,058.52 | 948.68 | 495.15 | 1,567.39 | 5,308.73 | 3,493.86 | b) On Imports |
| 4 | शुल्क (भारतीय बनावटीचे विदेशी मद्य) | | | | | | | | 4. Duty (IMFL-Wines) |
| | अ) उत्पादनापासून | 362.72 | 223 | 332.74 | 216.22 | 266.32 | 135.39 | 100.82 | a) From Manufacturer |
| | ब) आयातीक | 98.2 | 420.52 | 151.02 | 108.31 | 711.07 | 258.11 | 379.98 | b) On Imports |
| 5 | औषधे व प्रशासन सामग्री | 4,580.18 | 5,859.47 | 4,930.31 | 5,595.74 | 6,427.04 | 6,700.18 | 8,104.27 | 5. M. & T. P. |
| 6 | निर्यात फी | | | | | | | | 6. Export Fees |
| | अ) भारतीय बनावटीचे विदेशी मद्य (स्पिरीट) | 1,023.21 | 935.84 | 1,211.20 | 1,148.05 | 1,590.50 | 758.52 | 1,739.07 | a) IMFL (Spirits) |
| | ब) भारतीय बनावटीचे विदेशी मद्य (बिअर) | 447.28 | 371.81 | 515.99 | 515.06 | 484.48 | 924.49 | 861.61 | b) IMFL (Beer) |
| | क) इतर | 348.7 | 429.7 | 277.03 | 764.18 | 550.29 | 6,540.19 | 10,574.04 | c) Others |
| 7 | वाहतुक फी | 2,414.04 | 2,717.80 | 2,911.34 | 3,255.09 | 3,016.67 | 2,857.46 | 2,348.12 | 7. Transport Fees |
| 8 | ताडी | 1,065.05 | 1,148.28 | 1,183.64 | 2,253.89 | 2,286.64 | 3,335.99 | 3,150.52 | 8. Toddy |
| 9 | दंड व अधिहरणे | 122.97 | 252.52 | 288.55 | 403.61 | 357.25 | 898.66 | 1,741.32 | 9. Fines & Confiscation |
| 10 | परवाना फी | 8,763.50 | 11,345.12 | 13,764.86 | 5,050.12 | 14,503.57 | 42,879.12 | 56,974.93 | 10. License Fee |
| 11 | देखरेख आणि संरक्षण खर्च | 602.76 | 782.01 | 917.7 | 845.92 | 1,012.97 | 3,931.53 | 8,112.26 | 11. Supervision & Escort Charges |
| 12 | इतर | 3,447.09 | 5,314.19 | 4,309.53 | 4,037.71 | 4,471.61 | 13,840.39 | 39,942.22 | 12. Others |
| | एकूण महसूल | 1,74,770.17 | 1,87,702.25 | 1,76,196.68 | 1,78,681.53 | 1,96,225.21 | 9,29,706.01 | 10,53,766.25 | Total Revenue |

आधार : राज्य अबकारी विभाग, महाराष्ट्र शासन, मुंबई-32

Source: State Excise Department. Govt. and Maharashtra, Mumbai-32

28. लोकवित्त / PUBLIC FINANCE

तक्ता क्रमांक /TABLE No. 28.8

उत्पन्न गटाप्रमाणे आय विवरणांची संख्या, एकूण उत्पन्न, व आयकर / Number of Returns, Gross Income and Tax Payable by range of Income

(2013-14)

(₹ कोटीत / ₹ in crore)

| अ.क्र. Sr. No. | आयकर गटाप्रमाणे By range of Total Income गट (हजारत) Range (In '000) | व्यक्ती / Individual | | | | | | अविभक्त हिंदू कुटुंब / H.U.F | | | | | | |
|-------------------|---|--------------------------------|------------------|-----------------------------------|------------------------|--------------------|-----------------|--------------------------------|-----------------|--------------------------------|------------------------|----------------------------------|--------------|---|
| | | एकूण उत्पन्न गटाप्रमाणे | | विवरणानुसार उत्पन्न गटाप्रमाणे | | | | आयकर गटाप्रमाणे | | एकूण उत्पन्न गटाप्रमाणे | | विवरणानुसार उत्पन्न गटाप्रमाणे | | |
| | | By range of Returned Income | | By range of Gross Total Income | | | | By range of Returned Income | | By range of Returned Income | | By range of Gross Tax Payable | | |
| | | विवरणाची संख्या | एकूण उत्पन्न | विवरणाची संख्या | विवरणानुसार उत्पन्न | विवरणाची संख्या | आयकर | विवरणाची संख्या | एकूण उत्पन्न | विवरणाची संख्या | विवरणानुसार उत्पन्न | विवरणाची संख्या | आयकर | |
| (1) | (2) | (3) | (4) | (5) | (6) | (7) | (8) | (9) | (10) | (11) | (12) | (13) | (14) | |
| 1 | <0 | - | - | - | - | - | - | - | - | - | - | - | - | - |
| 2 | =0 | 2,28,627 | - | 1,89,762 | - | 1,69,38,233 | - | 9,675 | - | 23,700 | - | 5,01,524 | - | |
| 3 | >0 and <=150 | 26,83,409 | 22,383 | 31,57,005 | 27,752 | 1,50,64,997 | 37,107 | 1,75,038 | 1,364 | 1,77,493 | 1,484 | 3,71,635 | 828 | |
| 4 | >150 and <=200 | 53,88,898 | 1,00,474 | 91,33,708 | 1,71,370 | 3,40,213 | 5,900 | 2,17,871 | 4,018 | 2,58,820 | 4,786 | 5,447 | 94 | |
| 5 | >200 and <=250 | 64,10,213 | 1,41,898 | 69,09,157 | 1,51,586 | 2,41,637 | 5,404 | 1,65,766 | 3,619 | 1,74,863 | 3,808 | 3,259 | 73 | |
| 6 | >250 and <=350 | 65,39,663 | 1,92,920 | 48,42,727 | 1,42,246 | 3,07,428 | 9,072 | 1,26,201 | 3,720 | 92,994 | 2,718 | 3,820 | 113 | |
| 7 | >350 and <=400 | 19,55,551 | 73,085 | 15,75,177 | 58,975 | 1,00,360 | 3,753 | 32,549 | 1,217 | 26,776 | 1,003 | 1,204 | 45 | |
| 8 | >400 and <=450 | 16,26,740 | 68,977 | 13,11,604 | 55,611 | 78,527 | 3,330 | 25,274 | 1,071 | 22,354 | 948 | 982 | 42 | |
| 9 | >450 and <=500 | 13,95,795 | 66,263 | 10,97,824 | 52,151 | 62,644 | 2,971 | 23,998 | 1,143 | 23,961 | 1,145 | 743 | 35 | |
| 10 | >500 and <=550 | 11,94,171 | 62,549 | 8,23,113 | 43,100 | 51,230 | 2,686 | 19,666 | 1,028 | 17,439 | 910 | 631 | 33 | |
| 11 | >550 and <=950 | 39,50,272 | 2,74,598 | 26,91,786 | 1,88,272 | 2,06,673 | 14,693 | 68,931 | 4,828 | 52,420 | 3,716 | 2,673 | 191 | |
| 12 | >950 and <=1000 | 1,90,935 | 18,609 | 1,54,949 | 15,111 | 12,686 | 1,236 | 4,080 | 398 | 3,922 | 383 | 180 | 18 | |
| 13 | >1000 and <=1500 | 10,50,704 | 1,26,738 | 8,46,411 | 1,02,253 | 74,591 | 9,041 | 16,890 | 1,983 | 12,276 | 1,453 | 1,085 | 131 | |
| 14 | >1500 and <=2000 | 3,97,525 | 68,164 | 3,32,167 | 57,025 | 34,113 | 5,877 | 4,451 | 763 | 3,856 | 663 | 455 | 79 | |
| 15 | >2000 and <=2500 | 1,87,233 | 41,641 | 1,63,341 | 36,369 | 19,175 | 4,271 | 2,131 | 474 | 1,890 | 421 | 273 | 61 | |
| 16 | >2500 and <=5000 | 2,60,760 | 87,411 | 2,36,274 | 79,530 | 34,186 | 11,702 | 3,346 | 1,138 | 3,147 | 1,071 | 475 | 161 | |
| 17 | >5000 and <=10000 | 80,720 | 54,929 | 77,132 | 52,573 | 12,791 | 8,677 | 1,153 | 794 | 1,127 | 776 | 183 | 127 | |
| 18 | >10000 and <=50000 | 40,883 | 73,322 | 40,003 | 71,838 | 5,454 | 9,636 | 588 | 1,117 | 572 | 1,087 | 99 | 184 | |
| 19 | >50000 and <=100000 | 2,224 | 14,933 | 2,201 | 14,771 | 242 | 1,632 | 48 | 343 | 47 | 332 | 5 | 34 | |
| 20 | >100000 and <=250000 | 744 | 10,856 | 727 | 10,604 | 87 | 1,230 | 14 | 208 | 13 | 194 | 5 | 94 | |
| 21 | >250000 and <=500000 | 162 | 5,501 | 161 | 5,451 | 21 | 693 | 3 | 93 | 3 | 93 | 3 | 108 | |
| 22 | >500000 and <=1000000 | 38 | 2,410 | 38 | 2,408 | 4 | 277 | 5 | 409 | 5 | 406 | 0 | - | |
| 23 | >1000000 and <=5000000 | 26 | 4,102 | 26 | 4,082 | 2 | 312 | 3 | 358 | 3 | 357 | 0 | - | |
| 24 | >5000000 | 1 | 671 | 1 | 668 | 0 | 0 | 0 | - | 0 | - | 0 | - | |
| Total | | 3,35,85,294 | 15,12,433 | 3,35,85,294 | 1343747 | 3,35,85,294 | 1,39,500 | 8,97,681 | 30,086 | 8,97,681 | 27,755 | 8,97,681 | 2,451 | |

तक्ता क्रमांक / TABLE No. 28.8 Contd.

| अ.क्र. Sr. No. | गट (हजारात) Range (In '000) | संस्था / Firms | | | | | | इतर एपीओ/बीपीओ / Others-AOP/BOI | | | | | | |
|-------------------|--------------------------------------|--|---|--|--|---|-------------------------------|--|---|--|--|---|-------------------------------|---|
| | | एकूण उत्पन्न गटाप्रमाणे By range of Gross Total Income | | विवरणानुसार उत्पन्न गटाप्रमाणे By range of Returned Income | | आयकर गटाप्रमाणे By range of Tax Payable | | एकूण उत्पन्न गटाप्रमाणे By range of Gross Total Income | | विवरणानुसार उत्पन्न गटाप्रमाणे By range of Returned Income | | आयकर गटाप्रमाणे By range of Tax Payable | | |
| | | विवरणाची संख्या No. of Returns | एकूण उत्पन्न Sum of Gross Total Income | विवरणाची संख्या No. of Returns | विवरणानुसार उत्पन्न Sum of Return- ned Income | विवरणाची संख्या No. of Returns | आयकर Sum of Tax Payable | विवरणाची संख्या No. of Returns | एकूण उत्पन्न Sum of Gross Total Income | विवरणाची संख्या No. of Returns | विवरणानुसार उत्पन्न Sum of Return- ned Income | विवरणाची संख्या No. of Returns | आयकर Sum of Tax Payable | |
| (1) | (2) | (15) | (16) | (17) | (18) | (19) | (20) | (21) | (22) | (23) | (24) | (25) | (26) | |
| 1 | <0 | - | - | - | - | - | - | - | - | - | - | - | - | - |
| 2 | =0 | 2,21,271 | - | 2,22,569 | - | 2,64,152 | - | 10,255 | - | 10,626 | - | 22,225 | - | - |
| 3 | >0 and <=150 | 4,28,287 | 1,767 | 4,28,614 | 1,770 | 4,97,826 | 1,486 | 9,374 | 50 | 9,163 | 49 | 5,631 | 15 | - |
| 4 | >150 and <=200 | 32,522 | 563 | 32,503 | 563 | 21,541 | 373 | 3,121 | 56 | 3,101 | 56 | 231 | 4 | - |
| 5 | >200 and <=250 | 22,918 | 512 | 22,862 | 511 | 14,727 | 329 | 1,608 | 35 | 1,593 | 35 | 165 | 4 | - |
| 6 | >250 and <=350 | 31,955 | 948 | 31,871 | 945 | 18,993 | 562 | 1,233 | 36 | 1,198 | 35 | 242 | 7 | - |
| 7 | >350 and <=400 | 11,283 | 422 | 11,231 | 420 | 6,419 | 240 | 395 | 15 | 386 | 14 | 97 | 4 | - |
| 8 | >400 and <=450 | 9,643 | 409 | 9,579 | 406 | 5,214 | 221 | 332 | 14 | 328 | 14 | 75 | 3 | - |
| 9 | >450 and <=500 | 8,701 | 413 | 8,660 | 411 | 4,538 | 215 | 310 | 15 | 305 | 15 | 72 | 3 | - |
| 10 | >500 and <=550 | 7,149 | 375 | 7,152 | 375 | 3,633 | 190 | 212 | 11 | 206 | 11 | 65 | 3 | - |
| 11 | >550 and <=950 | 34,978 | 2,524 | 34,793 | 2,510 | 17,117 | 1,231 | 1,002 | 72 | 986 | 71 | 310 | 22 | - |
| 12 | >950 and <=1000 | 3,195 | 312 | 3,201 | 312 | 1,324 | 129 | 62 | 6 | 62 | 6 | 19 | 2 | - |
| 13 | >1000 and <=1500 | 19,030 | 2,331 | 18,803 | 2,303 | 8,559 | 1,045 | 469 | 57 | 458 | 55 | 166 | 20 | - |
| 14 | >1500 and <=2000 | 10,847 | 1,878 | 10,746 | 1,860 | 4,504 | 778 | 264 | 46 | 252 | 43 | 138 | 24 | - |
| 15 | >2000 and <=2500 | 6,910 | 1,542 | 6,843 | 1,529 | 2,884 | 644 | 173 | 39 | 166 | 37 | 79 | 18 | - |
| 16 | >2500 and <=5000 | 15,947 | 5,576 | 15,667 | 5,479 | 6,150 | 2,118 | 381 | 134 | 376 | 132 | 259 | 92 | - |
| 17 | >5000 and <=10000 | 9,241 | 6,516 | 9,080 | 6,399 | 2,942 | 2,025 | 302 | 213 | 297 | 209 | 142 | 101 | - |
| 18 | >10000 and <=50000 | 7,625 | 15,216 | 7,383 | 14,726 | 2,117 | 4,060 | 439 | 925 | 436 | 912 | 144 | 311 | - |
| 19 | >50000 and <=100000 | 855 | 5,897 | 819 | 5,650 | 147 | 1,013 | 79 | 542 | 76 | 530 | 25 | 183 | - |
| 20 | >100000 and <=250000 | 382 | 5,628 | 369 | 5,453 | 84 | 1,260 | 52 | 793 | 48 | 744 | 14 | 224 | - |
| 21 | >250000 and <=500000 | 99 | 3,410 | 95 | 3,256 | 19 | 628 | 28 | 954 | 28 | 954 | 3 | 97 | - |
| 22 | >500000 and <=1000000 | 41 | 2,857 | 40 | 2,815 | 5 | 281 | 8 | 540 | 8 | 540 | 1 | 62 | - |
| 23 | >1000000 and <=5000000 | 16 | 2,885 | 15 | 2,683 | 0 | - | 6 | 1,304 | 6 | 1,304 | 2 | 233 | - |
| 24 | >5000000 | 0 | - | 0 | - | 0 | - | - | - | 0 | - | 0 | - | - |
| Total | | 8,82,895 | 61,980 | 8,82,895 | 60,378 | 8,82,895 | 18,829 | 30,105 | 5,855 | 30,105 | 5,766 | 30,105 | 1,433 | |

तक्ता क्रमांक / TABLE No. 28.8 Contd.

| अ.क्र. Sr. No. | गट (हजारत) Range (In '000) | व्यापारी संस्था / Company | | | | | | एकूण सर्व / Total (All status) | | | | | |
|-------------------|-------------------------------------|--|---|--|--|---|-------------------------------|--|---|--|--|---|-------------------------------|
| | | एकूण उत्पन्न गटाप्रमाणे By range of Gross Total Income | | विवरणानुसार उत्पन्न गटाप्रमाणे By range of Returned Income | | आयकर गटाप्रमाणे By range of Tax Payable | | एकूण उत्पन्न गटाप्रमाणे By range of Gross Total Income | | विवरणानुसार उत्पन्न गटाप्रमाणे By range of Returned Income | | आयकर गटाप्रमाणे By range of Tax Payable | |
| | | विवरणाची संख्या No. of Returns | एकूण उत्पन्न Sum of Gross Total Income | विवरणाची संख्या No. of Returns | विवरणानुसार उत्पन्न Sum of Return- ned Income | विवरणाची संख्या No. of Returns | आयकर Sum of Tax Payable | विवरणाची संख्या No. of Returns | एकूण उत्पन्न Sum of Gross Total Income | विवरणाची संख्या No. of Returns | विवरणानुसार उत्पन्न Sum of Return- ned Income | विवरणाची संख्या No. of Returns | आयकर Sum of Tax Payable |
| (1) | (2) | (27) | (28) | (29) | (30) | (31) | (32) | (33) | (34) | (35) | (36) | (37) | (38) |
| 1 | <0 | - | - | - | - | - | - | - | - | - | - | - | - |
| 2 | =0 | 3,15,033 | - | 3,15,188 | - | 3,20,972 | - | 7,95,865 | - | 7,94,908 | - | 1,80,87,228 | - |
| 3 | >0 and <=150 | 1,21,114 | 510 | 1,21,584 | 513 | 1,68,251 | 610 | 34,35,224 | 26,168 | 39,04,993 | 31,621 | 1,61,20,682 | 40,079 |
| 4 | >150 and <=200 | 13,126 | 229 | 13,122 | 229 | 13,389 | 233 | 56,58,711 | 1,05,396 | 94,43,185 | 1,77,038 | 3,81,478 | 6,615 |
| 5 | >200 and <=250 | 10,029 | 225 | 10,062 | 225 | 10,165 | 228 | 66,12,634 | 1,46,336 | 71,19,611 | 1,56,190 | 2,70,446 | 6,048 |
| 6 | >250 and <=350 | 15,433 | 459 | 15,480 | 460 | 15,389 | 457 | 67,17,567 | 1,98,174 | 49,85,534 | 1,46,442 | 3,46,532 | 10,230 |
| 7 | >350 and <=400 | 5,989 | 224 | 5,986 | 224 | 5,774 | 216 | 20,06,910 | 75,006 | 16,20,017 | 60,654 | 1,14,058 | 4,265 |
| 8 | >400 and <=450 | 5,373 | 228 | 5,369 | 228 | 4,958 | 211 | 16,68,366 | 70,741 | 13,49,617 | 57,223 | 89,931 | 3,814 |
| 9 | >450 and <=500 | 4,995 | 237 | 5,025 | 239 | 4,550 | 216 | 14,34,778 | 68,118 | 11,36,146 | 53,979 | 72,675 | 3,447 |
| 10 | >500 and <=550 | 4,560 | 239 | 4,599 | 241 | 3,828 | 201 | 12,26,485 | 64,240 | 8,52,738 | 44,649 | 59,503 | 3,120 |
| 11 | >550 and <=950 | 25,226 | 1,845 | 25,221 | 1,845 | 20,374 | 1,480 | 40,84,022 | 2,84,128 | 28,06,387 | 1,96,500 | 2,47,662 | 17,654 |
| 12 | >950 and <=1000 | 2,453 | 239 | 2,462 | 240 | 1,716 | 167 | 2,01,051 | 19,595 | 1,64,690 | 16,061 | 15,976 | 1,557 |
| 13 | >1000 and <=1500 | 17,318 | 2,132 | 17,289 | 2,129 | 12,319 | 1,509 | 11,06,464 | 1,33,491 | 8,95,831 | 1,08,266 | 97,006 | 11,781 |
| 14 | >1500 and <=2000 | 11,524 | 1,998 | 11,441 | 1,984 | 7,576 | 1,310 | 4,25,862 | 73,065 | 3,58,766 | 61,628 | 46,960 | 8,099 |
| 15 | >2000 and <=2500 | 8,328 | 1,864 | 8,360 | 1,871 | 5,052 | 1,129 | 2,05,621 | 45,749 | 1,80,801 | 40,272 | 27,590 | 6,151 |
| 16 | >2500 and <=5000 | 21,714 | 7,696 | 21,659 | 7,677 | 11,600 | 4,077 | 3,04,124 | 1,02,645 | 2,77,612 | 94,061 | 53,014 | 18,271 |
| 17 | >5000 and <=10000 | 16,553 | 11,783 | 16,425 | 11,703 | 7,742 | 5,443 | 1,09,171 | 75,085 | 1,04,458 | 71,943 | 24,069 | 16,567 |
| 18 | >10000 and <=50000 | 18,052 | 39,295 | 17,754 | 38,711 | 8,413 | 18,009 | 68,795 | 1,32,401 | 66,753 | 1,28,636 | 16,596 | 33,019 |
| 19 | >50000 and <=100000 | 3,491 | 24,475 | 3,440 | 24,107 | 1,543 | 10,746 | 6,941 | 47,932 | 6,778 | 46,795 | 2,026 | 14,079 |
| 20 | >100000 and <=250000 | 2,709 | 42,253 | 2,646 | 41,284 | 1,035 | 15,978 | 4,022 | 61,575 | 3,901 | 59,736 | 1,266 | 19,413 |
| 21 | >250000 and <=500000 | 1,111 | 39,003 | 1,085 | 38,016 | 423 | 14,735 | 1,464 | 51,038 | 1,426 | 49,586 | 482 | 16,675 |
| 22 | >500000 and <=1000000 | 612 | 42,868 | 593 | 41,558 | 219 | 15,057 | 730 | 50,937 | 706 | 49,316 | 235 | 16,024 |
| 23 | >1000000 and <=5000000 | 610 | 125,046 | 579 | 1,19,345 | 205 | 43,147 | 678 | 1,36,766 | 643 | 1,30,363 | 211 | 43,929 |
| 24 | >5000000 | 205 | 462,441 | 189 | 4,01,240 | 65 | 93,084 | 206 | 4,63,112 | 190 | 4,01,908 | 65 | 93,084 |
| Total | | 6,25,558 | 805,289 | 6,25,558 | 7,34,069 | 6,25,558 | 2,28,242 | 3,60,75,691 | 24,31,697 | 3,60,75,691 | 21,82,866 | 3,60,75,691 | 33,93,918 |

आधार : (१) अखिल भारतीय आयकर सांख्यिकी निर्धारण वर्ष २०१३-१४

Source.- Publication of All India Income Tax Statistics assessment Year, 2013-14

28. लोकवित्त / PUBLIC FINANCE

तक्ता क्रमांक / TABLE No. 28.9

करदात्यांच्या विवरणानुसार उत्पन्नाचे साधन, एकूण उत्पन्न, विवरणांची संख्या, एकूण कर यांचा तपशील /
 Details of the source of income, total income, number of returns, total tax of the tax payers according to the
 returns
 (2013-14)

| अ.क्र. Sr. No. | तपशील (1) | व्यक्ती Individual (2) | अविभक्त हिंदू कुटुंब H. U. F. (3) | संस्था Firm (4) | एओपी / बीओआय AOP/ BOI (5) | व्यापारी संस्था Companies (6) | इतर Others (7) | एकूण Total (8) | एकूण Particulars (9) (2) |
|-------------------|-------------------------------|------------------------------|--|-----------------------|------------------------------------|--|----------------------|----------------------|---------------------------------|
| 1 | वेतन | 8,33,180 | - | - | - | - | - | 8,33,180 | Salary Income |
| 2 | घराची मालमत्ता | 37,443 | 2,813 | 2,325 | 146 | 8,101 | 250 | 51,077 | House Property Income |
| 3 | व्यवसाय / धंदा | 4,68,166 | 13,225 | 57,209 | 3,432 | 7,52,581 | 15,987 | 13,10,601 | Business Income |
| 4 | दीर्घ मुदत भांडवलातील -नफा | 28,686 | 1,573 | 1,912 | 394 | 16,491 | 98 | 49,154 | Long Term Capital Gains |
| 5 | अल्प मुदत भांडवलातील -नफा | 7,375 | 420 | 688 | 2,823 | 11,686 | 57 | 23,048 | Short Term Capital Gains |
| 6 | इतर साधनांमार्फत | 1,52,719 | 12,430 | 2,063 | 1,009 | 46,613 | 1,071 | 215,906 | From other Sources of Income |
| 7 | एकूण (१ ते ६) | 15,27,569 | 30,461 | 64,197 | 7,805 | 8,35,471 | 17,463 | 24,82,967 | Total (1 to 6) |
| 8 | मागील तोटा | 15,136 | 377 | 2,217 | 1,950 | 30,182 | 1,408 | 51,270 | Loss Setoff |
| 9 | एकूण उत्पन्न | 15,12,433 | 30,084 | 61,980 | 5,855 | 8,05,289 | 16,056 | 24,31,697 | Gross Total Income |
| 10 | विवरणांची संख्या | 3,35,85,294 | 8,97,681 | 8,82,895 | 30,105 | 6,25,558 | 54,158 | 3,60,75,691 | No. of Returns |
| 11 | विवरणांनुसार उत्पन्न | 13,43,747 | 27,755 | 60,378 | 5,766 | 7,34,069 | 11,152 | 21,82,866 | Return Income |
| 12 | आयकर | 1,39,500 | 2,451 | 18,829 | 1,433 | 2,28,242 | 3,464 | 3,93,918 | Aggregate Tax Liability |

आधार : अखिल भारतीय आयकर सांख्यिकी निर्धारण वर्ष -२०१३-१४

Source.- Publication of All India Income Tax Statistics assessment Year, 2013-14

28. शासकीय अर्थव्यवस्था / PUBLIC FINANCE
तक्ता क्रमांक / TABLE NO. 28.10
राज्यातील अल्पबचत योजना / Small Savings Scheme in the State
(2013-14)

(₹ कोटीत / ₹ in Crore)

| वर्ष Year | पोस्ट मार्फत बचत Post Office Savings Bank Deposits | | संचयी मुदती ठेव (ठेव-चालू मालिका) Cumulative Time Deposit (Current Series Deposits) | | पोस्ट कार्यालय आवर्ती ठेव Post Office Recurring Deposits | | पोस्ट कार्यालय मुदती ठेव Post Office Time Deposits | | राष्ट्रीय बचत प्रमाणपत्र (चालू मालिका) (२ सी ते ७ बी) National Savings Certificate (II to VII) (Current Series Certificate) | | सार्वजािक भविष्य निवाह निधी योजना (पोस्ट व बँक) Public Provident Fund Scheme (Post and Bank) | |
|--------------|---|-----------|---|----------|--|-------------|---|-----------|--|--------|---|----------|
| | ढोबळ | निव्वळ | ढोबळ | निव्वळ | ढोबळ | निव्वळ | ढोबळ | निव्वळ | ढोबळ | निव्वळ | ढोबळ | निव्वळ |
| | Gross | Net | Gross | Net | Gross | Net | Gross | Net | Gross | Net | Gross | Net |
| (1) | (2) | (3) | (4) | (5) | (6) | (7) | (8) | (9) | (10) | (11) | (12) | (13) |
| 1999-00 | 805.61 | (-) 6.20 | 0 | (-) 0.02 | 1,331.29 | 484.55 | 84.4 | 17.73 | 1,116.17 | 9.5 | 3,138.07 | 2,448.33 |
| 2000-01 | 956.19 | 68.41 | 0 | 0 | 1,594.84 | 733.76 | 86.28 | 26.92 | 0 | 1.95 | 3,637.20 | 2,855.68 |
| 2005-06 | 2608.6 | 168.07 | 0 | 0 | 3,352.2 | 1,249.85 | 959.91 | 314.29 | -- | -- | 4,054.03 | 3,206.91 |
| 2009-10 | 3,752.19 | (-)188.00 | 0 | 0 | 5,688.44 | (+)5,088.44 | 914.49 | (-)160.00 | 0 | 0 | 7,334.72 | 6,693.95 |
| 2010-11 | 2,666.74 | 1,002.42 | 0 | 0 | 4,363.75 | 1,640.32 | 1,454.58 | 546.77 | 0 | 0 | 6,545.63 | 2,550.83 |
| 2011-12 | 2,063.30 | 401.95 | 0 | 0 | 3,376.34 | 597.55 | 1,125.45 | 219.25 | 0 | 0 | 5,439.69 | 1,176.62 |
| 2012-13 | 5,875.3 | 127.29 | 0 | 0 | 4,114.1 | 185.78 | 889.38 | 236.2 | 70.28 | 70.28 | 2,182.82 | 812.99 |
| 2013-14 | 6,332.28 | 351.2 | 0 | 0 | 4,371.54 | 55.2 | 932.09 | 382.88 | 120.77 | 120.77 | 1,535.96 | 1,284.86 |

| वर्ष Year | राष्ट्रीय बचत प्रमाणपत्र (चालू मालिका) (आठ) National Savings Certificate (VIII) (Current Series Cert.) | | इंदिरा विकास पत्र Indira Vikas Patra | | राष्ट्रीय बचत योजना National Savings Scheme 1987 & 1992 | | मासिक प्राप्ती योजना Monthly Income Scheme | | किसान विकास पत्र Kisan Vikas Patra | | एकूण Total | |
|--------------|---|-------------|--|------------|---|------------|--|-------------|---------------------------------------|-------------|---------------|-------------|
| | ढोबळ | निव्वळ | ढोबळ | निव्वळ | ढोबळ | निव्वळ | ढोबळ | निव्वळ | ढोबळ | निव्वळ | ढोबळ | निव्वळ |
| | Gross | Net | Gross | Net | Gross | Net | Gross | Net | Gross | Net | Gross | Net |
| (1) | (14) | (15) | (16) | (17) | (18) | (19) | (20) | (21) | (22) | (23) | (24) | (25) |
| 1999-00 | 1,116.17 | 731.4 | 152.73 | (-) 28.73 | 10.48 | (-) 126.15 | 1,662.69 | 1,534.65 | 1,534.65 | 583.45 | 9,836.09 | 5,403.42 |
| 2000-01 | 1,210.24 | 772.98 | 0 | (-) 214.50 | (-)47.00 | 72.54 | 2,201.99 | 1,669.87 | 1,615.22 | 737.08 | 11,539.85 | 6,740.73 |
| 2005-06 | 2,034.19 | 1,003.85 | 0 | (-)208.08 | -- | -- | 6,984.14 | 3,718.67 | 2,735.39 | 1,443.91 | 25,357.75 | 13,264.79 |
| 2009-10 | 914.85 | (-)1,174.50 | 0 | (-)53.10 | -- | -- | 2,985.86 | (-)1,710.16 | 1,964.28 | (+)1,740.96 | 24,194.60 | 10,237.59 |
| 2010-11 | 1,937.3 | 729.06 | 0 | (-)90.35 | -- | -- | 4849 | 1,822.58 | 2,426.3 | 911.29 | 24,243.1 | 9,112.92 |
| 2011-12 | 1,125.44 | 292.33 | 0 | (-)70.10 | -- | -- | 3,751.48 | 671.13 | 1,875.74 | 365.44 | 18,757.44 | 3,654.17 |
| 2012-13 | 1,556.43 | (-)76.56 | 0 | 0 | 296.99 | (-)563.68 | 2,167.59 | (-)341.16 | 3.66 | (-)2,094.28 | 17,156.55 | (-)1,643.14 |
| 2013-14 | 1,196.65 | 151.83 | 0 | 0 | 325.1 | (-)380.51 | 1973 | 81.22 | 0.13 | (-)2,093.59 | 16,787.52 | (-)46.14 |

आधार:- अल्पबचत संचालनालय, महाराष्ट्र शासन, मुंबई.

Source:- Directorate of Small Savings, Government of Maharashtra, Mumbai.

28. लोकवित्त/ PUBLIC FINANCE

तक्ता क्रमांक / TABLE NO. 28.11

महाराष्ट्र राज्याच्या महसुली जमेचे विवरणपत्र / Statement of Revenue Receipts of Maharashtra State
(2013-14)

(₹ कोटीत / ₹ in crores)

| | महसुलाची शीर्षे (1) | प्रत्यक्ष Actuals (2) | Heads of Revenue (1) |
|------|---|-----------------------------|---|
| | (I) कर महसूल- | | (I) Tax Revenue Receipt- |
| | (अ) उत्पन्न व खर्च यांवरील कर - | | (a) Taxes on Income & Expenditure- |
| 0020 | निगम कर | 5,578.30 | Corporation Tax |
| 0021 | निगम करांव्यतिरिक्त इतर उत्पन्नावरील कर | 3,673.14 | Taxes on Income other than Corporation Tax |
| 0022 | कृषि उत्पन्नावरील कर | - | Taxes on Agricultural Income |
| 0028 | उत्पन्न व खर्च यांवरील इतर कर | 2,165.48 | Other Taxes on Income & Expenditure |
| | एकूण (ए) | 11,416.92 | Total (a) |
| | (बी) मालमत्ता व भांडवली व्यवहार यांवरील कर - | | (b) Taxes on Property & Capital Transaction- |
| 0029 | जमीन महसूल | 1,088.85 | Land Revenue |
| 0030 | मुद्रांक व नोंदणी फी | 18,675.98 | Stamps & Registration Fees |
| 0031 | संपदा शुल्क | - | Estate Duty |
| 0032 | संपत्ती कर | 15.31 | Taxes on wealth |
| 0035 | शेत जमिनीव्यतिरिक्त इतर स्थावर मालमत्तेवरील कर | - | Taxes on Immovable Property other than agricultural land |
| | एकूण (बी) | 19,780.14 | Total (b) |
| | (सी) विक्रेय वस्तू व सेवा यांवरील कर | | (c) Taxes on Commodities & Services- |
| 0037 | जकात शुल्क | 2,706.29 | Customs |
| 0038 | संघ उत्पादन शुल्क | 1,911.35 | Union Excise Duties |
| 0039 | राज्य उत्पादन शुल्क | 10,101.12 | State Excise |
| 0040 | विक्रिकर | 62,530.04 | Sales Tax |
| 0041 | वाहनांवरील कर | 5,095.92 | Taxes on Vehicles |
| 0042 | माल व उतारु यावरील कर | 1,240.68 | Taxes on Goods & Passengers |
| 0043 | विजेवरील कर व शुल्क | 6,083.90 | Taxes & Duties on Electricity |
| 0044 | सेवा कर | 2,703.41 | Service Tax |
| 0045 | विक्रेय वस्तू व सेवा यांवरील इतर कर व शुल्क | 1,658.63 | Other Taxes & Duties on Commodities & Services. |
| | एकूण (सी) | 94,031.34 | Total (c) |
| | एकूण (I) | 1,25,228.40 | Total (I)-(a+b+c) |
| | (II) करांव्यतिरिक्त महसूल - | | (II) Non-Tax Revenue- |
| | (ए) इतर आर्थिक सेवा - | | (a) Other Fiscal Services |
| 0047 | इतर आर्थिक सेवा | 0.03 | Other Fiscal Services |
| | एकूण (ए) | 0.03 | Total (a) |
| | (बी) व्याजाच्या जमा रकमा, लाभांश व नफा | | (b) Interest Receipts, Dividends & Profits- |
| 0049 | व्याजाच्या जमा रकमा | 3,933.81 | Interest Receipts |
| 0050 | लाभांश व नफा | 19.68 | Dividends & Profits |
| | एकूण (बी) | 3,953.49 | Total (b) |
| | (सी) करांव्यतिरिक्त इतर महसूल | | (c) Other Non-Tax Revenue- |
| | (i) सर्वसाधारण सेवा | | (i) General Services- |
| 0051 | लोकसेवाआयोग | 17.17 | Public Services Commission |
| 0055 | पोलीस | 296.63 | Police |
| 0056 | तुरुंग | 8.53 | Jails |
| 0057 | पुरवठा व विनियोग | 0.01 | Supplies & Disposals |
| 0058 | लेखनसामग्री व मुद्रण | 33.26 | Stationery & Printing |
| 0059 | सार्वजनिक बांधकामे | 196.50 | Public Works |
| 0070 | इतर प्रशासनिक सेवा | 250.48 | Other Administrative Services |
| 0071 | निवृत्तिवेतने व इतर सेवानिवृत्ति लाभ यांच्या संबंधातील अंशदानाच्या व वसुलीच्या रकमा | 83.08 | Contribution & Recoveries towards Pension & Other Retirement Benefits |

तक्ता क्रमांक / TABLE NO. 28.11 contd...

| | (1) | (2) | (1) |
|------|--|--------------------|--|
| 0075 | संकीर्ण सर्वसाधारण सेवा | 227.85 | Miscellaneous General Services |
| | एकूण (i) | 1,113.51 | Total (i) |
| | (ii) सामाजिक सेवा | | (ii) Social Services- |
| 0202 | शिक्षण, क्रीडा, कला व संस्कृती | 319.16 | Education, Sports, Art & Culture |
| 0210 | वैद्यकीय सेवा व सार्वजनिक आरोग्य | 319.55 | Medical & Public Health |
| 0211 | कुटुंब कल्याण | 29.67 | Family Welfare |
| 0215 | पाणीपुरवठा व स्वच्छता | 26.75 | Water-Supply & Sanitation |
| 0216 | गृहनिर्माण | 31.41 | Housing |
| 0217 | नगरविकास | 544.16 | Urban Development |
| 0220 | माहिती व प्रसिध्दी | 4.76 | Information & Publicity |
| 0230 | कामगार व सेवायोजन | 135.23 | Labour & Employment |
| 0235 | सामाजिक सुरक्षा व कल्याण | 250.32 | Social Security & Welfare |
| 0250 | इतर सामाजिक सेवा | 118.05 | Other Social Services |
| | एकूण (ii) | 1,779.06 | Total (ii) |
| | (iii) आर्थिक सेवा | | (iii) Economic Services- |
| 0401 | पीकसंवर्धन | 112.27 | Crop Husbandry |
| 0403 | पशुसंवर्धन | 34.91 | Animal Husbandry |
| 0404 | दुग्धव्यवसाय विकास | 328.19 | Dairy Development |
| 0405 | मत्स्यव्यवसाय | 8.16 | Fisheries |
| 0406 | वनीकरण व वन्यजीवन | 188.81 | Forestry & Wild Life |
| 408 | अन्न, साठवण व वखार | 4.65 | Food Storage & warehousing |
| 0425 | सहकार | 92.06 | Co-operation |
| 0435 | इतर कृषीविषयक कार्यक्रम | 2.03 | Other Agricultural Programme |
| 0506 | जमीन सुधारणा | 44.01 | Land Reforms |
| 0515 | इतर ग्रामीण विकास कार्यक्रम | 193.98 | Other Rural Development Programme |
| 0551 | डोंगराळ प्रदेश | 0.79 | Hill Areas |
| 0700 | मोठे पाटबंधारे | 326.98 | Major Irrigation |
| 0701 | मध्यम पाटबंधारे | 169.93 | Medium Irrigation |
| 0702 | लहान पाटबंधारे | 99.92 | Minor Irrigation |
| 0801 | वीज | 617.50 | Power |
| 0802 | पेट्रोलियम | 0.03 | Petroleum |
| 0810 | उर्जेची अपारंपारिक साधने | 0.65 | Non-Conventional Sources of Energy |
| 0851 | ग्रामोद्योग व लघुउद्योग | 5.22 | Village & Small Industries |
| 0852 | उद्योग | 8.44 | Industries |
| 0853 | अलोहयुक्त खाणकाम व धातुशास्त्रीय उद्योग | 2,141.17 | Non-Ferrous, Mining & Metallurgical Industry |
| 0875 | इतर उद्योग | 0.01 | Other Industries |
| 1001 | भारतीय रेल्वे | 0.00 | Indian Railways |
| 1051 | बंदरे व दीपगृहे | 0.00 | Ports and Light Houses |
| 1054 | रस्ते व पूल | 62.07 | Roads and Bridges |
| 1056 | अंतर्देशीय जल वाहतूक | 0.00 | Inland Water Transport |
| 1452 | पर्यटन | 1.43 | Tourism |
| 1475 | इतर सर्वसाधारण आर्थिक सेवा | 62.67 | Other General Economic Services |
| | एकूण (iii) | 4,505.88 | Total (iii) |
| | एकूण (सी) | 7,398.45 | Total (c) |
| | एकूण (II) | 11,351.97 | Total (II) |
| | (III) सहाय्यक अनुदाने व अंशदाने | | (III) Grants-in-aid and Contributions |
| 1601 | केंद्र सरकारकडून सहाय्यक अनुदाने | 13,241.44 | Grants-in-aid from Central Government |
| 1603 | केंद्रीय उत्पादन शुल्कातील राज्याचा हिस्सा | 0.00 | State's Share of Union Excise Duties |
| | एकूण (III) | 13,241.44 | Total (III) |
| | एकूण - महसूली जमा (I+ II+III) | 1,49,821.81 | Total-Revenue Receipts (I+ II+III) |

टिप : आकडे संक्षिप्तत असल्याने बेरजा जुळणार नाहीत.
आधार:- महाराष्ट्र शासनाची अर्थसंकल्पीय प्रकाशने, 2015-16

Note : Figures may not tally due to rounding

Source : Maharashtra State Budget Publication (Budget in Brief) 2015-16

28. लोकवित्त/ PUBLIC FINANCE

तक्ता क्रमांक / TABLE NO. 28.12

महाराष्ट्र राज्याच्या महसुली खर्चाचे विवरणपत्र / Statement of Revenue Expenditure of Maharashtra State
(2013-14)

(₹ कोटीत / ₹ in crores)

| खर्चाची शीर्षे (1) | प्रत्यक्ष Actuals (2) | Heads of Expenditure (1) |
|---|-----------------------------|--|
| (I) सर्वसाधारण सेवा- | | (I) General Services- |
| (ए) राज्याची अंगे | | (a) Bodies of the State- |
| 2011 संसद/राज्य/संघ राज्यक्षेत्र विधानमंडळे | 96.13 | Parliament/State/Union Territory Legislature |
| 2012 राष्ट्रपती/उप राष्ट्रपती/राज्यपाल/ संघ राज्य क्षेत्रांचे प्रशासक | 10.85 | President/Vice-President/Administrator of Union Territories. |
| 2013 मंत्रिपरिषद | 10.50 | Council of Ministers |
| 2014 न्यायदान | 1,189.66 | Administration of Justice |
| 2015 निवडणुका | 127.42 | Elections |
| एकूण (ए) | 1,434.56 | Total (a) |
| (बी) आर्थिक सेवा- | | (b) Fiscal Services- |
| 2020 (i) उत्पन्न व खर्च यांवरील करांची वसुली | 20.80 | (i) Collection of Taxes on Income and Expenditure. |
| एकूण (i) | 20.80 | Total (i) |
| (ii) मालमत्ता व भांडवली व्यवहार यांवरील करांची वसुली | | (ii) Collection of Taxes on Property & Capital Transactions |
| 2029 जमीन महसुली | 303.94 | Land Revenue |
| 2030 मुद्रांक व नोंदणी | 207.39 | Stamps & Registration |
| एकूण (ii) | 511.33 | Total (ii) |
| (ii) विक्रेय वस्तु सेवा यांवरील करांची वसुली | | (iii) Collection of Taxes on Commodities & Services- |
| 2039 राज्य उत्पादन शुल्क | 105.33 | State Excise |
| 2040 विक्रीकर | 394.27 | Sales Tax |
| 2041 वाहनावरील कर | 1,480.80 | Taxes on Vehicles |
| 2045 विक्रेय वस्तु व सेवा यांवरील इतर कर व शुल्क | 58.59 | Other Taxes & Duties on Commodities & Services. |
| एकूण (iii) | 2,038.99 | Total (iii) |
| (iv) इतर आर्थिक सेवा | | (iv) Other Fiscal Services- |
| 2047 इतर आर्थिक सेवा | 3.90 | Other Fiscal Services |
| एकूण (iv) | 3.90 | Total (iv) |
| एकूण (बी) | 2,575.02 | Total (b) |
| (सी) व्याज प्रदान व ऋणसेवा | | (c) Interest Payment & Servicing of Depts- |
| 2048 ऋण कमी करणे किंवा ऋणप्रतिबंधन यांसाठी विनियोजन | 1,592.00 | Appropriation for Reduction or Avoidance of Debts. |
| 2049 व्याज प्रदान | 21,207.04 | Interest Payments |
| एकूण (सी) | 22,799.04 | Total (c) |
| (डी) प्रशासकीय सेवा- | | (d) Administrative Services- |
| 2051 लोकसेवा आयोग | 34.26 | Public Service Commission |
| 2052 सचिवालय सर्वसाधारण सेवा | 246.72 | Secretariat General Services |
| 2053 जिल्हा प्रशासन | 3,706.74 | District Administration |
| 2054 कोषागार व लेखा प्रशासन | 211.77 | Treasury & Account Administration |
| 2055 पोलीस | 8,074.19 | Police |
| 2056 तुरुंग | 198.09 | Jails |
| 2057 पुरवठा व विनियोग | 1.60 | Supply & Disposals |
| 2058 लेखनसामग्री व मुद्रण | 141.98 | Stationary & Printing |
| 2059 सार्वजनिक बांधकामे | 1,214.63 | Public Works |
| 2070 इतर प्रशासनिक सेवा | 178.17 | Other Administrative Services |
| एकूण (डी) | 14,008.15 | Total (d) |
| (इ) निवृत्तिवेतने व संकीर्ण सर्वसाधारण सेवा | | (e) Pensions & Misc. General Services- |
| 2071 निवृत्तिवेतने व इतर सेवानिवृत्ति लाभ | 12,977.69 | Pensions & other Retirement Benefits |
| 2075 संकीर्ण सर्वसाधारण सेवा | 184.80 | Miscellaneous General Services |
| एकूण (इ) | 13,162.49 | Total (e) |
| एकूण (I) | 53,979.26 | Total (I) |

तक्ता क्रमांक / TABLE NO. 28.12 contd...

| (1) | (2) | (1) |
|--|--|------------------|
| (II) सामाजिक सेवा - | | |
| (ए) शिक्षण, क्रीडा, कला व संस्कृती - | | |
| 2202 | सर्वसाधारण शिक्षण | 36,115.87 |
| 2203 | तंत्र शिक्षण | 1,524.71 |
| 2204 | क्रीडा व युवक सेवा | 342.12 |
| 2205 | कला व संस्कृती | 255.12 |
| | एकूण (ए) | 38,237.82 |
| (बी) आरोग्य व कुटुंब कल्याण - | | |
| 2210 | वैद्यकीय सेवा व सार्वजनिक आरोग्य | 6,197.04 |
| 2211 | कुटुंब कल्याण | 618.91 |
| | एकूण (बी) | 6,815.95 |
| (सी) पाणीपुरवठा, स्वच्छता, गृहनिर्माण व नगरविकास | | |
| 2215 | पाणीपुरवठा व स्वच्छता | 1,038.35 |
| 2216 | गृहनिर्माण | 1,513.80 |
| 2217 | नगरविकास | 4,399.36 |
| | एकूण (सी) | 6,951.51 |
| (डी) माहिती व ध्वनी प्रसारण | | |
| 2220 | माहिती व प्रसिध्दी | 67.82 |
| | एकूण (डी) | 67.82 |
| (इ) अनुसूचित जाती, अनुसूचित जमाती व इतर मागासवर्गीयांचे कल्याण- | | |
| 2225 | अनुसूचित जाती, अनुसूचित जमाती व इतर मागासवर्गीयांचे कल्याण | 7,951.38 |
| | एकूण (इ) | 7,951.38 |
| (एफ) कामगार व कामगार कल्याण | | |
| 2230 | कामगार व सेवायोजन | 767.40 |
| | एकूण (एफ) | 767.40 |
| (जी) समाजकल्याण आणि पोषण आहार - | | |
| 2235 | सामाजिक सुरक्षा व कल्याण | 2,942.07 |
| 2236 | पोषण आहार | 2,466.09 |
| 2245 | नैसर्गिक आपत्तीच्या निवारण्यासाठी सहाय्य | 4,587.45 |
| | एकूण (जी) | 9,995.61 |
| (एच) इतर- | | |
| 2250 | इतर सामाजिक सेवा | - (2.60) |
| 2251 | सचिवालय सामाजिक सेवा | 94.19 |
| | एकूण (एच) | 91.59 |
| | एकूण (II) | 70,879.08 |
| (III) आर्थिक सेवा | | |
| (ए) कृषी व संलग्न कार्यक्रम - | | |
| 2401 | पीक संवर्धन | 2,910.49 |
| 2402 | मृद व जल संधारण | 37.69 |
| 2403 | पशुसंवर्धन | 866.56 |
| 2404 | दुग्धव्यवसाय विकास | 632.36 |
| 2405 | मत्स्यव्यवसाय | 133.07 |
| 2406 | वनीकरण व वन्यजीवन | 1,417.48 |
| 2408 | अन्न, साठवण व वखार | 212.61 |
| 2415 | कृषीविषयक संशोधन व शिक्षण | 675.19 |
| 2425 | सहकार | 847.07 |
| | इतर कृषीविषयक कार्यक्रम | 88.71 |
| | एकूण (ए) | 7,821.23 |
| (C) Economic Services- | | |
| (a) Agriculture & Allied Activities | | |
| | Crop Husbandry | |
| | Soil & Water Conservation | |
| | Animal Husbandry | |
| | Dairy Development | |
| | Fisheries | |
| | Forestry & Wild life | |
| | Food, Storage & Warehousing | |
| | Agricultural Research & Education | |
| | Co-operation | |
| | other Agricultural Programmes | |
| | Total (a) | |

तक्ता क्रमांक / TABLE NO. 28.12 contd...

| (1) | (2) | (1) |
|------|--------------------|--|
| | | (b) Rural Development- |
| 2501 | 54.56 | Special Programme for Rural Development |
| 2505 | 966.88 | Rural Employment |
| 2506 | 0.00 | Land Reforms |
| 2515 | 2,108.54 | Other Rural Development |
| | 3,129.98 | Total (b) |
| | | (c) Special Area Programme- |
| 2551 | 33.35 | Hill Areas |
| | 33.35 | Total (c) |
| | | (d) Irrigation & Flood Control- |
| 2701 | 1,941.79 | Major & Medium Irrigation |
| 2702 | 736.49 | Minor Irrigation |
| 2705 | 24.98 | Command Areas Development |
| 2711 | 38.54 | Flood Control |
| | 2,741.80 | Total (d) |
| | | (e) Energy- |
| 2801 | 5,618.52 | Power |
| 2810 | 107.60 | Non-Conventional Sources of Energy |
| | 5,726.12 | Total (e) |
| | | (f) Industry & Minerals- |
| 2851 | 154.96 | Village & Small Industries |
| 2852 | 2,277.81 | Industries |
| 2853 | 115.79 | Non-Ferrous Mining & Metallurgical Industries |
| | 2,548.56 | Total (f) |
| | | (g) Transport- |
| 3001 | 25.08 | Indian Railways Policy formation, Direction, Research & Miscellaneous Organization |
| 3051 | 38.48 | Ports & Light Houses |
| 3053 | 353.63 | Civil Aviation |
| 3054 | 4,300.60 | Road & Bridges |
| 3055 | 7.83 | Road Transport |
| 3056 | 3.44 | Inland Water Transport |
| | 4,729.06 | Total (g) |
| | | (I) Science Technology & Environment- |
| 3402 | 0.06 | Space Research |
| 3425 | 5.20 | Other Scientific Research |
| 3435 | 78.47 | Ecology & Environment |
| | 83.73 | Total (i) |
| | | (j) General Economic Services- |
| 3451 | 646.41 | Secretariat-Economic Services |
| 3452 | 430.84 | Tourism |
| 3454 | 60.90 | Census Survey & Statistics |
| 3456 | 0.00 | Civil Supplies |
| 3475 | 39.33 | Other General Economic Services |
| | 1,177.48 | Total (j) |
| | 27,991.31 | Total (C) |
| | | (D) Grants-in-aid & Contributions |
| 3604 | 2,332.09 | Compensation & Assignment to Local Bodies & Panchayat Raj Institutions. |
| 3606 | -279.34 | Aid Material & Equipment |
| | 2,052.75 | Total (D) |
| | 1,54,902.40 | Total - Expenditure on Revenue Account |

टिप : आकडे संक्षिप्तात असल्याने बेरजा जुळणार नाहीत.

Note : Figures may not tally due to rounding

आधार:- महाराष्ट्र शासनाची अर्थसंकल्पीय प्रकाशने, २०१५-१६

Source : Maharashtra State Budget Publication (Budget in Brief) 2015-16

28. लोकवित्त/ PUBLIC FINANCE

तक्ता क्रमांक / TABLE NO. 28.13

महसुली व भांडवली लेख्यांवरील जमा व खर्च / Receipts & Expenditure on Revenue & Capital Accounts
(2013-14)

(₹ कोटीत / ₹ in crores)

| | बाब (1) | प्रत्यक्ष Actuals (2) | Item (1) |
|--|------------|-----------------------------|--|
| (I) महसुली लेख्यावरील जमा | | | (I) Receipts on Revenue Account |
| (अ) कर महसुल- | | | (A) Tax Revenue |
| (ए) केंद्राकडून वसूल होणाऱ्या करांतील राज्याचा हिस्सा | | 16,587.80 | (a) Share in Cental Collected Taxes |
| (बी) राज्याकडून वसूल होणारे कर | | 1,08,640.60 | (b) Taxes Collected by State |
| एकूण कर महसुल (अ)=(ए + बी) | | 1,25,228.40 | Total Tax Revenue (A) = (a+b) |
| (ब) करांव्यतिरिक्त महसूल | | | (B) Non-Tax Revenue |
| (ए) व्याजाच्या जमा रकमा | | 3,933.81 | (a) Interest Receipts |
| (बी) केंद्र सरकारकडून सहाय्यक अनुदाने | | 13,241.44 | (b) Grants in aid from Central Govt. |
| (सी) करांव्यतिरिक्त इतर महसूल | | 7,418.16 | (c) Other non-Tax Revenue |
| करांव्यतिरिक्त महसूल (ब) = (ए + बी + सी) | | 24,593.41 | Non Tax Revenue(B)=(a+b+c) |
| एकूण (I) - महसुली लेख्यावरील जमा (अ + ब) | | 149,821.81 | Total-(I) Receipts on Revenue Account (A+B) |
| (II) भांडवली लेख्यावरील जमा | | | (II) Receipts on Capital Account |
| (ए) सरकारी ऋण लेख्याकडून जमा | | 27,887.13 | a) Receipts from Public Debt |
| (बी) राज्य शासनाकडून कर्जे व आगाऊ रकमा (वसुली) | | 728.03 | b) Loans and Advances by State Govt. (recovery) |
| (सी) इतर भांडवली जमा (निव्वळ) | | 849.62 | c) Other Capital receipts (net) |
| (डी) लोक लेखा (निव्वळ) | | 9,462.76 | d) Public Account (net) |
| एकूण (II) - भांडवली लेख्यावरील जमा (ए + बी + सी + डी) | | 38,927.54 | Total(II)-Receipts on Capital Account (A+B+C+D) |
| एकूण जमा (I+II) | | 1,88,749.35 | Total Receipts (I+II) |
| III महसुली लेख्यावरील खर्च | | | (III) Expenditure on Revenue Account |
| (ए) विकास खर्च | | 1,00,923.15 | (a) Development Expenditure |
| (बी) विकासेतर खर्च | | 31,180.23 | (b) Non-Development Expenditure |
| (सी) ऋण सेवा | | 22,799.04 | (c) Debt. Services |
| एकूण (III)- महसुली लेख्यावरील खर्च | | 1,54,902.42 | Total (III) Expenditure on Revenue Account |
| IV भांडवली खर्च | | | (IV) Capital Disbursements |
| महसुली लेख्याबाहेरील भांडवली खर्च | | | Capital Expenditure outside the Revenue Account. |
| (अ) विकास खर्च | | 21,665.54 | (a) Development Expenditure |
| (ब) विकासेतर खर्च | | 11,414.19 | (b) Non-Development Expenditure |
| एकूण (IV) भांडवली खर्च | | 33,079.73 | Total (IV) Capital Expenditure |
| एकूण खर्च (III+IV) | | 1,87,982.15 | Total Expenditure (III+IV) |
| V एकूण आधिक्य (+) किंवा तूट (-) | | 767.20 | (V) Overall Surplus (+) or Deficit (-) |

आधार:- महाराष्ट्र शासनाची अर्थसंकल्पीय प्रकाशने, २०१५-१६

Source : Maharashtra State Budget Publication (Budget in Brief) 2015-16

| | खर्च (1) | प्रत्यक्ष Actuals (2) | Expenditure (1) |
|-----|-------------------------------------|-----------------------------|---|
| 1 | वस्तू व सेवा यांवरील खर्च | 44,948 | 1. Consumption Expenditure |
| 1.1 | सेवकांची भरपाई- | 33,591 | 1.1 Compensation of employees |
| | (अ) वेतन व मजुरी | 19,780 | (a) Salaries and Wages |
| | (ब) निवृत्ती वेतन | 13,811 | (b) Pension |
| 1.2 | वस्तू व सेवा यांवरील निव्वळ खर्च- | 11,357 | 1.2 Net purchase of goods & services |
| | (अ) खरेदी | 8,873 | (a) purchases |
| | (ब) | 4,334 | (b) Maintenance |
| | (क) वजा-विक्री | 1,850 | (c) Less Sales Receipts |
| 2 | (निव्वळ) व्याज प्रदान | 20,655 | 2. Net Interest paid (1-2) |
| 1 | व्याज प्रदान | 21,207 | 1) interest paid |
| 2 | वजा (अ+ब+क) | 552 | 2) Less : (a+b+c) |
| | (अ) C.B.I कडून जमा व्याज | 0 | (a) Interest received from C.B.I. A/c |
| | (ब) sinking fund कडून जमा व्याज | 0 | (b) Interest received from sinking fund |
| | (क) वाणिज्यिक उपक्रमाकडून जमा व्याज | 552 | (c) Commercial Interest Receipts |
| 3 | अर्थसहाय्य | 16,485 | 3. Subsidies |
| 3.1 | सर्वसाधारण अर्थसहाय्य | 9,070 | 3.1 Production Subsidy |
| 3.2 | इमप्युटेड इरिगेशन सबसिडी | 7,415 | 3.2 Product Subsidies |
| 4 | हस्तांतरित महसुली रकमा | 75,718 | 4. Current Transfers |
| | ४.१ अनुदाने--- (अ+ब+क+ड) | 66,858 | 4.1 Grants to --(a+b+c+d) |
| | (अ) स्थानिक संस्थास | 50,042 | (a) Local bodies |
| | (ब) सहकारी संस्थास | 0 | (b) Co-operatives |
| | (क) शैक्षणिक संस्थास | 0 | (c) Educational Institutions |
| | (ड) इतर चालू हस्तांतरित रकमा | 16,816 | (d) Other current transfers |
| | ४.२ भांडवली हस्तांतरण | 8,859 | 4.2. Capital Transfers |
| | ४.२.१ अनुदाने--- (अ+ब+क+ड) | | 4.2.1 Grants to --(a+b+c+d) |
| | (अ) स्थानिक संस्थास | 1,606 | (a) Local bodies(Captl) |
| | (ब) सहकारी संस्थास | 0 | (b) Co-operatives |
| | (क) शैक्षणिक संस्थास | 0 | (c) Educational Institutions |
| | (ड) इतर चालू हस्तांतरित रकमा | 7,253 | (d) Other Capital transfers |
| 5 | बचत | -11138 | 5. Savings |
| 6 | एकूण खर्च | 157,806 | 6. Total Expenditure |

PUBLIC FINANCE
TABLE No.28.14
Account I
Income & Outlay Account of Administrative Department
(2013-14)

(₹ कोटीत / ₹ in crore)

| | जमा (4) | प्रत्यक्ष Actuals (5) | Receipts (4) |
|---|------------|-----------------------------|---|
| 7 उद्योजकता व मालमत्तेपासूनचे उत्पन्न | | 5,957 | 7. Income from entrepreneurship and property |
| 7.1 नफा | | - | 7.1 Profits |
| 7.2 मालमत्तेपासूनचे उत्पन्न | | 5,957 | 7.2 Income from property |
| 7.2.1 निव्वळ व्याज जमा- | | 3,386 | 7.2.1 Net interest receipts from |
| (अ) महाराष्ट्र राज्य वीज मंडळाकडून | | - | (a) State Electricity Board |
| (ब) इतर | | 3,386 | (b) Others |
| 7.2.2 इतर मालमत्तेपासून जमा | | 2,571 | 7.2.2 Other property receipts |
| (अ) गुंतवणुकीपासूनचे उत्पन्न | | - | (a) Income from investments |
| (ब) मालमत्तेपासूनचे इतर उत्पन्न | | 2,571 | (b) Other income from property |
| 8 प्रत्यक्ष कर | | 1,21,941 | 8. Total Tax Revenue |
| 8.1 आयात शुल्क | | - | 8.1 Import Duty |
| 8.2 निर्यात शुल्क | | - | 8.2 Export Duty |
| 8.3 उत्पादन कर | | 18,223 | 8.3 Production Taxes |
| 8.4 उत्पादित वस्तूवरील कर | | 94,395 | 8.4 Product Taxes |
| 8.5 इतर हस्तांतरित | | 9,323 | 8.5 Other Transfers |
| 8.6 | | | |
| 8.7 | | | |
| 9 संकीर्ण जमा | | 5,481 | 9. Misc. Receipts |
| 10 केंद्र सरकारकडून महसुली अनुदाने, इतर राज्यांकडून अंशदाने इत्यादी. | | 13,289 | 10. Revenue Grants from Central Govt. and contribution from other states |
| 11 एकूण | | 1,46,668 | 11. Total |

आधार:- महाराष्ट्र शासनाची अर्थसंकल्पीय प्रकाशने, २०१५-१६

Source : Maharashtra State Budget Publication (Budget in Brief) 2015-16

28. लोकवित्त/PUBLIC FINANCE

तक्ता क्रमांक /TABLE No.28.15

लेखा-२ /Account II

शासनाच्या वाणिज्यिक उपक्रमांचा उत्पादन लेखा /Production Account of Departmental Enterprises (D.C.U.)
(2013-14)

(₹ लाखात / ₹ in Lakhs)

| | खर्च (1) | प्रत्यक्ष | | जमा (4) | प्रत्यक्ष | |
|---|-------------------------------|----------------|--|------------|----------------|-----------------|
| | | Actuals (2) | Expenditure (1) | | Actuals (5) | Receipts (4) |
| 1 | सेवकांची भरपाई | 4,286 | 1. Compensation of employees | 10 | विक्री | 10. Sales |
| | (ए) वेतन व मजुरी | 2,998 | (a) Wages & Salaries | | | |
| | (बी) निवृत्ती वेतने | 1,288 | (b) Pensions | | | |
| 2 | वस्तू व सेवा यावरील खर्च | 799 | 2. Purchase of goods & services | | | |
| 3 | परिरक्षण | 486 | 3. Maintenance | | | |
| 4 | व्याज | 552 | 4. Interest | | | |
| 5 | भाडे | 0 | 5. Rent | | | |
| 6 | वजा-इम्प्युटेड इरिगेशन सबसिडी | 5,522 | 6. Less : imputed irrigation Subsidy @ | | | |
| 7 | घसारा | 0 | 7. Consumption of fixed capital | | | |
| 8 | नफा | 0 | 8. Profits | | | |
| 9 | एकूण | 601 | 9.Total | 11 | 600 | 11. Total |

आधार:- महाराष्ट्र शासनाची अर्थसंकल्पीय प्रकाशने, २०१५-१६

Source : Maharashtra State Budget Publication (Budget in Brief) 2014-15

तक्ता क्रमांक/TABLE No. 28.16

28. लोकवित्त/
तक्ता क्रमांक /
सर्वसाधारण शासनाचा भांडवली वित्तीय लेखा /
(2013-

| | खर्च (1) | प्रत्यक्ष Actuals (2) | Expenditure (1) |
|---|--|-----------------------------|--|
| 1 | साठ्यांतील बदल | 2.63 | 1. Changes in Stocks |
| | १.१ राज्य प्रशासन | 2.63 | 1.1. Government administration |
| | १.२ शासनाचा वाणिज्यिक उपक्रम | 0.00 | 1.2. Departmental enterprises |
| 2 | एकूण स्थिर भांडवली निर्मिती | 10,191.28 | 2. Gross fixed capital formation |
| | २.१ राज्य प्रशासन (नवीन) * | 9,486.25 | 2.1. Government administration (new) * |
| | (ए) इमारती व बांधकामे | 8,814.05 | (a) Buildings & Construction |
| | (बी) यंत्रसामग्री व साधनसामग्री | 672.20 | (b) Machinery & equipment |
| | २.२ शासनाचा वाणिज्यिक उपक्रम | 705.03 | 2.2. Departmental enterprises |
| | (ए) इमारती व बांधकामे | 653.87 | (a) Buildings & Construction |
| | (बी) यंत्रसामग्री व साधनसामग्री | 51.16 | (b) Machinery & equipment |
| 3 | भौतिक मालमत्तेची निव्वळ खरेदी | -44.98 | 3. Net purchase of physical assets |
| | ३.१ जुनी मालमत्ता | 0.00 | 3.1. Second-hand assets |
| | (ए) इमारती व बांधकामे | 0.00 | (a) Buildings and construction |
| | (बी) शासनाचा वाणिज्यिक उपक्रम | 0.00 | (b) Departmental enterprises |
| | ३.२ जमीन | -44.98 | 3.2. Land |
| | (ए) राज्य प्रशासन | -44.98 | (a) Government administration |
| | (बी) शासनाचा वाणिज्यिक उपक्रम | 0.00 | (b) Departmental enterprises |
| 4 | हस्तांतरित भांडवली रकमा | 2,316.95 | 4. Capital transfers |
| | ४.१ भांडवली अनुदाने | 2,316.95 | 4.1. Capital grants |
| | (ए) स्थानिक संस्थास | 0.00 | (a) Local bodies |
| | (बी) सहकारी संस्थास | 0.00 | (b) Co-operatives |
| | (सी) शैक्षणिक संस्थास | 0.00 | (c) Educational institutions |
| | (डी) इतरांस | 2,316.95 | (d) Others |
| | ४.२ जमीनदार आणि जहागिरदार यांना नुकसान भरपाई | 0.00 | 4.2. Compensation to land owners & jahagirdars |
| | ४.३ इतर हस्तांतरित भांडवली रकमा | 0.00 | 4.3. Other capital transfers |
| | एकूण | 12,465.88 | Total |

आधार:- महाराष्ट्र शासनाची अर्थसंकल्पीय प्रकाशने, २०१५-१६

PUBLIC FINANCE
TABLE No.28.16
Account III
Capital Finance Account of General Government
-14)

(₹ लाखत / ₹ in Lakhs)

| | जमा (4) | प्रत्यक्ष Actuals (5) | Receipts (4) |
|----|--|-----------------------------|--|
| 6 | बचत | -11,137.00 | 6. Savings |
| 7 | घसारा | 0.00 | 7. Consumption of fixed capital |
| 8 | हस्तांतरित भांडवली रकमा | 0.00 | 8. Capital transfers |
| | (ए) केंद्र सरकार व इतर राज्यांकडून | .. | (a) From union & other State Government |
| | (बी) भांडवली लेख्यावरील इतर जमा | .. | (b) Other receipts on capital account |
| 9 | घेतलेली निव्वळ कर्जे | 18,273.02 | 9. Net borrowings |
| 10 | इतर दायित्वे | 5,330.34 | 10. Other liabilities |
| | १०.१ अर्थसंकल्पाव्यतिरिक्त जमा | 6,369.62 | 10.1. Extra Budgetary receipts |
| | १०.२ वजा-वित्तिय संपत्तीतील निव्वळ खरेदी | -1,039.28 | 10.2. Less: Net purchase of financial assets |
| 11 | एकूण | 12,466.36 | 11. Total |

Source : Maharashtra State Budget Publication (Budget in Brief) 2015-16

२८. लोकवित्त/
तक्ता क्रमांक /

वस्तू, सेवा व हस्तांतरित रकमा यांच्या व्यवहारांचा राज्य प्रशासन व शासनाच्या वाणिज्यिक उपक्रमांचा भांडवली लेखा /
(2013-

| बाब (1) | Actuals (2) | Expenditure (1) |
|-----------------------------------|------------------|--|
| १. एकूण भांडवल निर्मिती | 10,193.91 | 1. Gross capital formation |
| १.१ राज्य प्रशासा (नवीन) | 9,488.88 | 1.1 Government Administration (New outlay) |
| १.१.१ इमारती व बांधकामे | 8,814.05 | 1.1.1 Building & Construction |
| १.१.२ यंत्रसामग्री व साधासामग्री | 672.20 | 1.1.2 Machinery and equipment |
| १.१.३ साठ्यातील निव्वळ वाढ | 2.63 | 1.1.3 Net increase in stocks |
| १.२ वाणिज्यिक उपक्रम (नवीन) | 705.03 | 1.2 Departmental Enterprises (New outlay) |
| १.२.१ इमारती व बांधकामे | 653.87 | 1.2.1 Building & Construction |
| १.२.२ यंत्रसामग्री व साधासामग्री | 51.16 | 1.2.2 Machinery and equipment |
| १.२.३ साठ्यातील निव्वळ वाढ | 0.00 | 1.2.3 Net increase in stocks |
| २. हस्तांतरित भांडवली रकमा | 2,271.97 | 2. Capital transfers |
| २.१ इतरांस भांडवली अनदाने | 2,316.95 | 2.1 Capital grants to others |
| २.२ भौतिक मालमत्तेची निव्वळ खरेदी | -44.92 | 2.4 Net purchase of physical assets |
| एकूण | 12,465.88 | 3. Total |

आधार:- महाराष्ट्र शासनाची अर्थसंकल्पीय प्रकाशने, २०१५-१६

२८. लोकवित्त
तक्ता क्रमांक /

शासनाच्या वित्तीय संपत्तीतील बदल : राज्य प्रशासनाच्या व शासनाच्या वाणिज्यिक उपक्रमांचा भांडवली लेखा /
(2013-

| जावक (1) | प्रत्यक्ष Actuals (2) | Outgoings (1) |
|--|-----------------------------|---|
| १ भाग भांडवलात केलेली गुंतवणूक (अ) शासकीय उपक्रमांत / इतर उपक्रमांत | 1,039.00 | 1. Investment in shares (a) Of Government concerns / Of others |
| २ कर्जे व आगाऊ रकमा | 1,645.10 | 2. Loans and advances |
| ३ एकूण | 2,684.10 | 3. Total |

आधार:- महाराष्ट्र शासनाची अर्थसंकल्पीय प्रकाशने, २०१५-१६

PUBLIC FINANCE**Table No. 28.17****Transaction in Goods, Services and Transfers- Capital Account of Govt. ADM. & Dept. Commercial Undertaking
-14)**

| | | | (₹ कोटीत / ₹ In Crores) |
|---|------------------|---|-------------------------|
| बाब (3) | Actuals (4) | | Receipt (3) |
| १. एकूण बचत | -11,137.00 | 1. Gross savings | |
| १.१ राज्य प्रशासनाच्या महसुली लेख्यातील बचत | -11,137.00 | 1.1 Saving on current account of Govt. Administration | |
| १.२ शासनाच्या वाणिज्यिक उपक्रमातील घसाऱ्यासाठी तरतूद | 0.00 | 1.2 Depreciation provision of departmental commercial undertaking | |
| २. भांडवली स्वरुपाच्या इतर रकमा | 0.00 | 2. Other receipts of capital nature | |
| ३. शिल्लक: वस्तु सेवा व हस्तांतरित रकमांच्या सर्व व्यवहारातील तूट | 23,602.88 | 3. Balance : deficit on all transaction in goods & services and transfers | |
| एकूण | 12,465.88 | 3. Total | |

Source : Maharashtra State Budget Publication, 2015-16

PUBLIC FINANCE**TABLE No.28.18****Changes in Financial Assets: Capital Account of Govt.ADM. & Dept. Commercial Undertakings
-14)**

| | | | (₹ कोटीत / ₹ In Crores) |
|---|-----------------------------|---|-------------------------|
| आवक (4) | प्रत्यक्ष Actuals (5) | | Incomings (4) |
| १. कर्जे व आगाऊ रकमा यांची परतफेड | 728.03 | 4. Repayment of loans and advances | |
| २. शिल्लक : वित्तीय संपत्तीतील निव्वळ वाढ | 1,956.07 | 5. Balance : Net increase in financial assets | |
| ३. एकूण | 2,684.10 | 3. Total | |

Source : Maharashtra State Budget Publication ,2015-16

28. लोकवित्त/
तक्ता क्रमांक /
लेखा -३ सी /

शासनाच्या वित्तीय दायित्वातील बदल : राज्य प्रशासनाचा व शासनाच्या वाणिज्यिक उपक्रमांचा भांडवली लेखा /
(2013-

| | जावक (1) | प्रत्यक्ष Actuals (2) | Outgoings (1) |
|-----|------------------------------------|-----------------------------|--|
| 1 | सरकारी ऋणांची परतफेड | 11,414.19 | 1. Repayment of public debt. |
| 1.1 | राज्य शासनाचे देशांतर्गत ऋण | 10,543.42 | 1.1. Internal debt. Of the State Government. |
| 1.2 | केंद्र सरकारकडून कर्जे व आगाऊ रकमा | 870.77 | 1.2. Loans and advances from the Central Government. |
| 2 | शिल्लक : वित्तीय दायित्वातील वाढ | 26,785.31 | 2. Balance : Net increase in financial liabilities |
| | एकूण | 38,199.50 | Total |

आधार:- महाराष्ट्र शासनाची अर्थसंकल्पीय प्रकाशने, २०१५-१६

28. लोकवित्त /
तक्ता क्रमांक /
लेखा -३ सी /

रोख रकमा व भांडवल यांचा ताळमेळ : राज्य प्रशासनाच्या व शासनाच्या वाणिज्यिक उपक्रमांचा लेखा /
(2013-

| | जावक (1) | प्रत्यक्ष Actuals | Outgoings (1) |
|---|--|----------------------|---|
| १ | शिल्लक : वस्तू व सेवा यांच्या सर्व व्यवहारातील तूट (लेखा ३ ए ची संतुलन करणारी बाब) | 21,552.20 | 1. Deficit on all transactions in goods and services (Balancing item in Accounts 3-A). |
| २ | शिल्लक : वित्तीय संपत्तीतील निव्वळ वाढ (लेखा ३ बी ची संतुलन करणारी बाब) | 1,061.11 | 2. Net increase in financial assets. (Balancing item in Accounts 3-B) |
| ३ | रोख शिल्लकीतील वाढ | 0.00 | 3. Increase in cash balance |
| ४ | एकूण | 22,613.31 | 4. Total |

आधार:- महाराष्ट्र शासनाची अर्थसंकल्पीय प्रकाशने, २०१५-१६

PUBLIC FINANCE**TABLE No.28.19****Account - 3 C****Changes in Financial Liabilities: Capital Account of Govt.ADM. & Dept. Commercial Undertakings
-14)**

(₹ कोटीत / ₹ In Crores)

| | आवक (4) | प्रत्यक्ष Actuals (5) | Incomings (4) |
|-----|--|-----------------------------|--|
| 4 | सरकारी ऋण | 27,887.13 | 4. Public debt. |
| 4.1 | राज्य शासनाचे देशांतर्गत ऋण | 26,922.66 | 4.1. Internal debt. Of the State Government |
| 4.2 | केंद्र सरकारकडून कर्जे व आगाऊ रकमा | 964.47 | 4.2. Loans and advances from the Central Government. |
| 5 | आंतर राज्यीय तडजोड (निव्वळ) | 0.00 | 5. Inter-State settlement (net) |
| 6 | अल्पबचत, भविष्य निर्वाह निधी इत्यादी (निव्वळ)* | 6,403.46 | 6. Interest bearing obligations*(net) |
| 7 | रोख शिल्लक गुंतवणूक लेखा (निव्वळ) | 0.00 | 7. Cash balance investment account (net) |
| 8 | इतर ऋण (निव्वळ) | 3,908.91 | 8. Other debts (net) |
| | एकूण | 38,199.50 | Total |

Source : Maharashtra State Budget Publication (Budget in Brief) 2015-16

* Includes Provident Fund, Reserve Fund & Deposits Bearing Interest (net)

PUBLIC FINANCE**TABLE No.28.20****Cash and Capital Reconciliation: Account of Govt.ADM. & Dept. Commercial Undertakings
-14)**

(₹ कोटीत / ₹ In Crores)

| | आवक (3) | प्रत्यक्ष Actuals (4) | Incomings (3) |
|----|--|-----------------------------|--|
| १. | शिल्लक : वित्तीय दायित्वातील निव्वळ वाढ (लेखा ३ सी ची संतुलन करणारी बाब) | 14,405.13 | 5. Net increase in financial Liabilities. (Balancing item in Accounts 3-C) |
| २. | रोख शिल्लकीतील घट | 8,208.18 | 6. Decrease in cash balance |
| ३. | एकूण | 22,613.31 | 7. Total |

Source : Maharashtra State Budget Publication , 2015-16

२९. किंमती आणि निर्देशांक

२९.१ या विभागात शेतीमाल व इतर आवश्यक वस्तू, सोने व चांदी यांच्या किंमती, अखिल भारतीय घाऊक किंमतीचा निर्देशांक, कामगार शेतमजूर व अश्रमिक कर्मचारी यांचे करिता ग्राहक किंमतीचे निर्देशांक, नागरी व ग्रामीण विभागातील किरकोळ किंमतीचे निर्देशांक यासंबंधीची माहिती दिली आहे.

२९.२ भारत सरकारचे आर्थिक सल्लागार यांच्या कार्यालयातर्फे प्रसिध्द होणाऱ्या “अर्पेडिक्स टु इन्डेक्स नंबर ऑफ होलसेल प्राईजेस इन इंडिया” सुधारित मालिका, ह्या प्रकाशनात निर्देशांक तयार करण्याच्या पध्दतीबाबत सविस्तर माहिती दिली आहे. कामगार आयुक्त महाराष्ट्र शासन, प्रसिध्द करीत असलेल्या कामगार राजपत्र या प्रकाशनाच्या डिसेंबर १९६५ च्या अंकात मुंबई व सोलापूर केंद्रांसाठी तयार करावयाच्या नवीन निर्देशांकांच्या व्याप्ती व पध्दतीबाबतची सविस्तर माहिती दिली आहे; तर जळगाव व नागपूर केंद्रांसाठी ती माहिती जानेवारी १९६६ च्या अंकात दिली आहे. पुणे केंद्रासंबंधीची माहिती ऑगस्ट १९६५ च्या अंकात आणि नांदेड व औरंगाबाद केंद्राविषयीची माहिती मार्च १९६६ च्या अंकात दिली आहे “इंडियन लेबर जर्नल, खंड ५ अंक ११” या प्रकाशनात निर्देशांक तयार करण्याची पध्दत व त्याची व्याप्ती या बद्दल सविस्तर माहिती दिलेली आहे. केंद्रीय सांख्यिकी संघटना श्रमिकेत्तर कामगारांचे ग्राहक किंमतीचे निर्देशांक तयार करते. त्यासाठी १९६० हे पायाभूत वर्ष घेतले आहे. महाराष्ट्रात बृहन्मुंबई, पुणे व नागपूर ह्या केंद्रांसाठी निर्देशांक तयार केले आहेत. केंद्रीय सांख्यिकी संघटनेने प्रसिध्द केलेल्या “मंथली अँबस्ट्रॅक्ट ऑफ स्टॅटिस्टिक्स” ह्या प्रकाशनाच्या ऑगस्ट १९६६ च्या अंकात निर्देशांक तयार करावयाची पध्दत व व्याप्ती ह्यासंबंधी स्पष्टीकरण दिले आहे. “महाराष्ट्र अर्थ व सांख्यिकी त्रैमासिक पत्रिका” ह्या प्रकाशनाच्या ऑक्टोबर-डिसेंबर १९७९ च्या अंकात निर्देशांक काढण्याची पध्दत प्रसिध्द केली आहे.

29. PRICES AND INDICES

29.1. Information on prices of agricultural & other commodities, gold & silver, All-India wholesale price index number, consumer price index numbers for workers, agricultural labour non-manual employees and retail price index numbers for urban and rural Maharashtra is given in this section.

29.2. The details of the method of construction of the index is given in the “Appendix to index number of wholesale prices in India” revised series, issued by the Office of the Economic Adviser to the Government of India. The details, regarding the scope and method of compilation of the new index for Mumbai and Solapur are given in December 1965 issue, for Jalgaon and Nagpur in January 1966 issue, for Pune in August 1965 issue and for Nanded and Aurangabad in March 1966 issue, of the Labour Gazette issued by the Commissioner of Labour, Government of Maharashtra. The details of the method of construction and scope of the index is given in Indian Labour Journal, Vol. V, No. II. Consumer price index number for non-manual employees is compiled by the Central Statistical Organisation. The year 1960 is adopted as base. For Maharashtra, index is worked out for Brihan Mumbai, Pune and Nagpur centres. The method and scope of the index is explained in ‘Monthly Abstract of Statistics. August 1966’ published by the Central Statistical Organisation. The methodology has been published in the ‘October-December 1979 issue’ of the Maharashtra Quarterly Bulletin of Economics and Statistics.

२९. किंमती निर्देशांक /
तक्ता क्रमांक/
मुंबई बाजारातील काही शेती व इतर आवश्यक वस्तूंच्या घाऊक किंमती /
(२०१३-

| वस्तू | जात | एप्रिल | मे | जून | जुलै | ऑगस्ट | सप्टेंबर |
|-------------------|--------------------------------------|--------|--------|--------|--------|--------|-----------|
| (1) | (2) | April | May | June | July | August | September |
| (1) | (2) | (3) | (4) | (5) | (6) | (7) | (8) |
| बाजरी | खानदेश नं. १ / २ | 1,993 | 2,115 | 2,072 | 2,000 | 1,962 | 2,173 |
| कडधान्ये : | | | | | | | |
| उडीद | खानदेश | 4,813 | 4,663 | 4,620 | 4,500 | 4,308 | 5,111 |
| मूग | हरवी /चिनाई | 6,766 | 6,663 | 6,640 | 6,500 | 5,367 | 5,291 |
| मसूर | जाडी | 4,619 | 4,848 | 5,030 | 5,150 | 4,820 | 5,148 |
| तूर | पांढरी | N.A. | N.A. | N.A. | N.A. | N.A. | N.A. |
| हरभरा | पिवळा | 5,891 | 4,948 | 4,572 | 4,500 | 4,656 | 4,971 |
| चवळी | पांढरी | 5,298 | 5,285 | 4,990 | 4,690 | 4,667 | 5,239 |
| राजमा | | N.A. | N.A. | N.A. | N.A. | N.A. | N.A. |
| डाळी : | | | | | | | |
| हरभरा डाळ | | 5,630 | 5,240 | 4,970 | 4,850 | 4,552 | 4,909 |
| तूर डाळ | | 6,796 | 6,583 | 6,500 | 6,500 | 6,215 | 6,450 |
| तेलबिया : | | | | | | | |
| शेंगदाणा | जाडी | 8,582 | 7,700 | 7,938 | 8,250 | 7,187 | 7,130 |
| एरंडी | | N.A. | N.A. | N.A. | N.A. | N.A. | N.A. |
| जवस | | N.A. | N.A. | N.A. | N.A. | N.A. | N.A. |
| तेले : | | | | | | | |
| शेंगदाणा तेल | | N.A. | N.A. | N.A. | N.A. | N.A. | N.A. |
| एरंडेल तेल | | N.A. | N.A. | N.A. | N.A. | N.A. | N.A. |
| जवस तेल | | N.A. | N.A. | N.A. | N.A. | N.A. | N.A. |
| खोबरेल तेल | | N.A. | N.A. | N.A. | N.A. | N.A. | N.A. |
| पेंड : | | | | | | | |
| शेंगदाणा पेंड | | N.A. | N.A. | N.A. | N.A. | N.A. | N.A. |
| जवस पेंड | | N.A. | N.A. | N.A. | N.A. | N.A. | N.A. |
| गूळ | कोल्हापूर नं २/१ | 3,444 | 3,645 | 3,442 | 3,370 | 3,421 | 3,160 |
| साखर | एम - ३०/एस ३०- | 3,241 | 3,266 | 3,200 | 3,186 | 3,195 | 3,160 |
| गहू | | 2,400 | 2,388 | 2,452 | 2,500 | 2,221 | 2,659 |
| ज्वारी | | 2,613 | 2,600 | 2,600 | 2,600 | 2,206 | 2,727 |
| भूईमुग | | 4,915 | 4,110 | 3,170 | 3,445 | 3,640 | 3,810 |
| सूर्यफूल | | N.A. | N.A. | N.A. | N.A. | N.A. | N.A. |
| दूध | | N.A. | N.A. | N.A. | N.A. | N.A. | N.A. |
| लोणी | | N.A. | N.A. | N.A. | N.A. | N.A. | N.A. |
| मिरची | घाटी / ब्याडगी / मद्रास /संकेश्वर | 6,500 | 6,591 | 6,350 | 6,500 | 6,500 | 6,228 |
| हळद | | 10,805 | 8,000 | 9,920 | 9,860 | 8,708 | 8,500 |
| सुंठ | | 8,527 | 11,250 | 15,600 | 17,440 | 17,500 | 17,500 |
| आले | | 6,565 | 9,500 | 10,915 | 9,590 | 7,390 | 6,885 |
| बटाटे | | 1,218 | 1,224 | 1,183 | 1,041 | 1,054 | 1,052 |
| कांदे | | 740 | 1,020 | 1,489 | 2,170 | 3,788 | 4,563 |

PRICES AND INDICES

TABLE NO. 29.1

Wholesale Prices of Certain Agricultural and Other Essential Commodities at Mumbai Market
-14)

| (प्रती क्विंटल महिना अखेरच्या किंमती ₹) (Month end Prices in ₹ per quintal) | | | | | | | |
|---|-----------|----------|----------|------------|--------|-----------------------------------|-------------------|
| ऑक्टोबर | नोव्हेंबर | डिसेंबर | जानेवारी | फेब्रुवारी | मार्च | Variety | Commodity |
| October | November | December | January | February | March | | |
| (9) | (10) | (11) | (12) | (13) | (14) | (2) | (1) |
| 2,383 | 2,412 | 2,350 | 2,641 | 2,523 | 2,377 | Khandesh No.1/2 | Bajari |
| | | | | | | | Pulses: |
| 5,300 | 5,300 | 5,300 | 5,300 | 5,300 | 5,300 | Khandesh | Udid |
| 5,250 | 5,250 | 5,250 | 5,712 | 6,432 | 6,500 | Green /Chinai | Moong |
| 5,000 | 5,207 | 5,100 | 5,100 | 5,100 | 4,794 | Bold | Masur |
| N.A. | N.A. | N.A. | N.A. | N.A. | N.A. | White | Tur |
| 4,935 | 4,966 | 4,877 | 5,009 | 4,693 | 5,123 | Yellow | Gram |
| 5,635 | 5,664 | 5,346 | 6,070 | 6,134 | 6,183 | White | Chavali |
| N.A. | N.A. | N.A. | N.A. | N.A. | N.A. | | Rajma |
| | | | | | | | Dals: |
| 4,333 | 4,122 | 4,784 | 4,152 | 4,500 | 3,788 | | Gram dal |
| 7,085 | 7,764 | 7,665 | 7,422 | 7,288 | 7,267 | | Turdal |
| | | | | | | | Oil Seeds: |
| 7,300 | 7,250 | 6,038 | 5,974 | 5,718 | 5,646 | Bold | Groundnut |
| N.A. | N.A. | N.A. | N.A. | N.A. | N.A. | | Castor seed |
| N.A. | N.A. | N.A. | N.A. | N.A. | N.A. | | Linseed |
| | | | | | | | Oils: |
| N.A. | N.A. | N.A. | N.A. | N.A. | N.A. | | Groundnut oil |
| N.A. | N.A. | N.A. | N.A. | N.A. | N.A. | | Castor Oil |
| N.A. | N.A. | N.A. | N.A. | N.A. | N.A. | | Linseed Oil |
| N.A. | N.A. | N.A. | N.A. | N.A. | N.A. | White | Copra Oil |
| | | | | | | | Cakes: |
| N.A. | N.A. | N.A. | N.A. | N.A. | N.A. | | Groundnut cake |
| N.A. | N.A. | N.A. | N.A. | N.A. | N.A. | | Linseed cake |
| 3,423 | 3,413 | 3,450 | 3,559 | 3,509 | 3,252 | Kolhapur No.1/2 | Gur |
| 3,093 | 3,051 | 3,033 | 2,924 | 2,569 | 2,906 | M-30/S-30 | Sugar |
| 2,623 | 2,764 | 2,562 | 2,883 | 2,950 | 3,019 | | Wheat |
| 2,867 | 3,268 | 3,250 | 3,481 | 3,277 | 2,725 | | Jowar |
| 4,440 | 5,280 | 5,545 | 5,515 | 4,700 | 3,965 | | Groundnut |
| N.A. | N.A. | N.A. | N.A. | N.A. | N.A. | | Sunflower |
| N.A. | N.A. | N.A. | N.A. | N.A. | N.A. | | Milk |
| N.A. | N.A. | N.A. | N.A. | N.A. | N.A. | | Butter |
| 6,000 | 6,250 | 6,500 | 6,500 | 6,636 | 6,802 | Ghati/Bedgi/ Madras/Sankeshwar | Chillies |
| 8,500 | 8,500 | 8,500 | 8,500 | 8,500 | 8,604 | | Turmeric |
| 17,000 | 16,500 | 16,000 | 15,611 | 14,591 | 12,166 | | Sunth |
| 5,545 | 4,995 | 5,345 | 6,075 | 6,105 | 7,250 | | Ginger |
| 1,362 | 1,896 | 1,610 | 1,261 | 1,076 | 1,171 | | Potatoes |
| 4,463 | 3,719 | 1,622 | 1,145 | 719 | 845 | | Onions |

| (1) | (2) | (3) | (4) | (5) | (6) | (7) | (8) |
|---|-----|-------|-------|-------|-------|-------|-------|
| भाज्या : | | | | | | | |
| कोबी | | 470 | 480 | 830 | 1,365 | 1,795 | 1,090 |
| वांगी | | 1,025 | 1,775 | 2,485 | 2,225 | 3,110 | 1,785 |
| गवार | | 3,250 | 2,810 | 4,030 | 4,385 | 4,285 | 3,480 |
| भेंडी | | 2,490 | 2,460 | 2,600 | 2,780 | 2,710 | 2,065 |
| कच्ची केळी (१०० किलो) | | 1,080 | 1,080 | 1,160 | 1,265 | 1,385 | 1,370 |
| कोंबडया व बदके (प्रत्येक पक्षी) | | | | | | | |
| बदके | | N.A. | N.A. | N.A. | N.A. | N.A. | N.A. |
| अंडी : | | | | | | | |
| मटा | | N.A. | N.A. | N.A. | N.A. | N.A. | N.A. |
| मासे | | N.A. | N.A. | N.A. | N.A. | N.A. | N.A. |
| खोबरे (१०० किलो) | | 6,514 | 6,350 | 6,178 | 6,000 | 6,000 | 6,382 |
| नारळ (०००) | | 1,064 | 1,089 | 956 | 986 | 1,020 | 1,075 |
| कापूस | | N.A. | N.A. | N.A. | N.A. | N.A. | N.A. |

टीप - N.A. - उपलब्ध नाही /

आधार : मुंबई कृषि उत्पन्न बाजार समिती, मुंबई /

TABLE NO. 29.1-contd.

| (9) | (10) | (11) | (12) | (13) | (14) | (2) | (1) |
|--------|-------|-------|-------|-------|-------|-----|---------------------------|
| | | | | | | | Vegetables: |
| 1,470 | 1,330 | 770 | 535 | 430 | 450 | | Cabbage |
| 2,980 | 1,700 | 1,080 | 840 | 980 | 900 | | Brinjals |
| 35,820 | 3,635 | 3,985 | 3,710 | 4,005 | 4,120 | | Gawar |
| 3,085 | 3,051 | 3,360 | 2,705 | 2,325 | 2,355 | | Bhendi |
| 1,620 | 1,545 | 1,305 | 1,290 | 1,235 | 1,230 | | Raw banana |
| | | | | | | | Poultry (per Bird) |
| N.A. | N.A. | N.A. | N.A. | N.A. | N.A. | | Duck |
| N.A. | N.A. | N.A. | N.A. | N.A. | N.A. | | Eggs: |
| N.A. | N.A. | N.A. | N.A. | N.A. | N.A. | | Mutton |
| N.A. | N.A. | N.A. | N.A. | N.A. | N.A. | | Fish |
| 7,250 | 7,682 | 8,500 | 8,500 | 8,500 | 8,500 | | Copra (100 kg) |
| 1,144 | 1,168 | 1,198 | 1,177 | 1,170 | 1,189 | | Coconut ('000) |
| N.A. | N.A. | N.A. | N.A. | N.A. | N.A. | | Cotton |

Not available

Source : Mumbai Agricultural Produce Market Committee, Mumbai

**29. किंमती आणि निर्देशांक /
तक्ता क्रमांक /
वस्तूंचा गट व उपगटवार अखिल भारतीय घाऊक किंमती निर्देशांक /
(2013-**

| गट आणि उपगट (1) | भार Weight (2) | आर्थिक वर्षाची सरासरी Financial year Average (3) | मासिक सरासरी / | | | | |
|---|----------------------|--|------------------------|------------------|--------------------|---------------------|------------------------|
| | | | एप्रिल April (4) | मे May (5) | जून June (6) | जुलै July (7) | ऑगस्ट August (8) |
| (१) मूलभूत वस्तु | 20.12 | 241.6 | 226.5 | 227.3 | 233.9 | 240.3 | 251.9 |
| (अ) अन्न गट | 14.34 | 238.9 | 219.8 | 223.1 | 230.9 | 238.5 | 252.4 |
| (अ) अन्न धान्ये (१ + २) | 4.09 | 226.0 | 216.5 | 216.8 | 221.4 | 224.4 | 226.1 |
| (१) धान्ये | 3.37 | 225.5 | 212.9 | 213.7 | 219.6 | 224.0 | 227.1 |
| (२) डाळी | 0.72 | 228.0 | 233.2 | 231.6 | 229.7 | 226.6 | 221.6 |
| (ब) भाजीपाला व फळे | 3.84 | 244.3 | 206.4 | 214.5 | 232.8 | 254.8 | 290.6 |
| (क) दूध व दुधाचे पदार्थ | 3.24 | 220.6 | 211.1 | 213.2 | 214.4 | 215.2 | 218.4 |
| (ड) मांस, मासे व अंडी | 2.41 | 275.7 | 253.8 | 257.4 | 265.8 | 269.3 | 288.0 |
| (इ) मसाले व मसाल्याचे पदार्थ | 0.57 | 245.6 | 230.0 | 232.0 | 229.7 | 231.5 | 231.8 |
| (फ) इतर अन्न पदार्थ | 0.18 | 229.1 | 250.9 | 239.9 | 238.0 | 237.3 | 233.6 |
| (ब) अन्नधान्येतर पदार्थ | 4.26 | 213.2 | 209.7 | 208.5 | 209.1 | 211.1 | 209.9 |
| (अ) तंतू | 0.88 | 239.7 | 218.7 | 219.1 | 228.4 | 240.3 | 249.4 |
| (ब) तेल बियाणे | 1.78 | 202.6 | 210.4 | 207.3 | 202.4 | 201.3 | 193.8 |
| (क) इतर अन्नधान्येतर पदार्थ | 1.39 | 213.5 | 210.1 | 209.6 | 211.3 | 212.9 | 209.3 |
| (क) खनिजे | 1.52 | 346.5 | 336.0 | 320.2 | 330.9 | 338.1 | 363.7 |
| (२) इंधन, शक्ती, दिवाबत्ती व वंगण | 14.91 | 205.4 | 193.7 | 191.9 | 194.7 | 199.9 | 204.7 |
| (अ) कोळसा (खाणीतील) | 2.09 | 190.8 | 189.7 | 189.7 | 191.5 | 191.5 | 191.5 |
| (ब) खनिज तेले | 9.36 | 226.0 | 210.8 | 208.0 | 212.1 | 220.4 | 224.3 |
| (क) विद्युत | 3.45 | 158.7 | 149.6 | 149.6 | 149.6 | 149.6 | 159.8 |
| (३) उत्पादित पक्का माल | 64.97 | 151.5 | 149.1 | 149.3 | 149.5 | 149.9 | 150.6 |
| (अ) अन्न पदार्थ | 9.97 | 168.8 | 166.8 | 167.3 | 167.7 | 167.7 | 168.9 |
| (ब) पेय द्रव्ये, तंबाखू, तंबाखूचे पदार्थ | 1.76 | 186.0 | 181.8 | 182.2 | 181.7 | 181.8 | 182.2 |
| (क) कापड | 7.33 | 139.0 | 134.4 | 135.7 | 136.1 | 137.1 | 137.9 |
| (ड) लाकूड, लाकडाच्या वस्तु | 0.59 | 179.1 | 173.9 | 175.2 | 175.5 | 176.4 | 177.8 |
| (इ) कागद, कागदाच्या वस्तु | 2.03 | 143.0 | 140.3 | 140.6 | 140.5 | 140.6 | 140.9 |
| (फ) चामडे, चामड्याच्या वस्तु | 0.84 | 143.1 | 135.6 | 138.1 | 140.2 | 142.7 | 143.6 |
| (ग) रबर व प्लॅस्टिकच्या वस्तु | 2.99 | 146.0 | 140.7 | 142.2 | 143.3 | 144.0 | 145.2 |
| (ह) रसायने व रासायनिक पदार्थ | 12.02 | 148.9 | 146.2 | 145.9 | 146.2 | 147.4 | 148.1 |
| (ई) अधातू खनिज पदार्थ | 2.56 | 166.2 | 166.2 | 166.4 | 166.5 | 167.1 | 165.9 |
| (ज) मूलभूत धातू, मिश्रधातू व धातुच्या वस्तु | 10.75 | 164.5 | 164.3 | 163.0 | 162.5 | 162.2 | 162.9 |
| (ख) यंत्रसामग्री व यांत्रिक अवजारे | 8.93 | 131.6 | 130.0 | 130.6 | 130.7 | 130.8 | 131.0 |
| (ल) परिवहन सामग्री व सुटे भाग | 5.21 | 134.5 | 132.1 | 132.2 | 132.8 | 133.3 | 133.9 |
| (म) उत्पादन करणारे इतर संकीर्ण उद्योग | ... | ... | ... | ... | ... | ... | ... |
| सर्व वस्तु | 100.00 | 177.6 | 171.3 | 171.4 | 173.2 | 175.5 | 179.0 |

आधार : अर्थ व सांख्यिकी संचालनालय, महाराष्ट्र शासन, मुंबई. /

PRICES AND INDICES

TABLE NO. 29.2

All India Wholesale price index by groups and sub-groups of commodities
-14)

| Monthly Average | | | | | | | पायाभूत वर्ष / Base year 2004-05 = 100) |
|------------------|-----------------|------------------|------------------|-----------------|------------------|---------------|---|
| सप्टेंबर | ऑक्टोबर | नोव्हेंबर | डिसेंबर | जानेवारी | फेब्रुवारी | मार्च | Groups and Sub-Groups (1) |
| September (9) | October (10) | November (11) | December (12) | January (13) | February (14) | March (15) | |
| 252.7 | 251.4 | 254.9 | 243.7 | 238.8 | 238.5 | 239.4 | (I) Primary Articles |
| 252.9 | 251.7 | 255.9 | 240.2 | 233.7 | 232.5 | 234.6 | (A) Food Group |
| 228.2 | 228.4 | 230.1 | 230.1 | 229.4 | 229.7 | 230.5 | (a) Food grains (1+2) |
| 228.7 | 228.3 | 230.0 | 230.2 | 229.9 | 230.9 | 231.1 | (i) Cereals |
| 225.8 | 229.0 | 230.3 | 229.4 | 226.9 | 224.2 | 227.7 | (ii) Pulses |
| 292.3 | 282.8 | 300.3 | 237.0 | 209.0 | 202.2 | 208.4 | (b) Fruits & vegetables |
| 219.9 | 221.2 | 224.0 | 225.3 | 225.7 | 229.1 | 230.1 | (c) Milk and Milk Products |
| 281.6 | 287.3 | 275.0 | 279.2 | 284.9 | 283.9 | 282.7 | (d) Eggs, Fish & Meat |
| 235.8 | 240.7 | 256.2 | 263.3 | 265.7 | 265.5 | 264.8 | (e) Condiments & Spices |
| 238.1 | 229.3 | 216.8 | 213.7 | 214.8 | 212.2 | 224.7 | (f) Other food articles |
| 213.2 | 213.0 | 216.4 | 215.7 | 216.4 | 218.1 | 217.7 | (B) Non food Articles |
| 255.5 | 253.0 | 244.9 | 235.9 | 245.0 | 248.1 | 238.5 | (a) Fibres |
| 196.4 | 198.7 | 205.1 | 203.5 | 202.2 | 203.0 | 207.0 | (b) Oil seeds |
| 212.4 | 208.3 | 216.2 | 214.9 | 217.3 | 218.7 | 221.5 | (c) Other Non food articles |
| 360.4 | 355.3 | 352.5 | 354.6 | 349.1 | 351.6 | 345.5 | (C) Minerals |
| 210.6 | 209.8 | 209.6 | 211.1 | 212.4 | 212.6 | 214.2 | (II) Fuel, Power, Light & Lubricants |
| 191.5 | 191.5 | 191.5 | 191.5 | 189.8 | 189.8 | 189.8 | (a) Coal Mining |
| 232.9 | 231.3 | 230.9 | 232.8 | 235.4 | 235.6 | 236.9 | (b) Mineral oils |
| 161.7 | 162.8 | 162.8 | 163.8 | 163.8 | 163.8 | 167.4 | (c) Electricity |
| 151.5 | 152.1 | 152.3 | 152.5 | 152.9 | 153.6 | 154.2 | (III) Manufactured Products |
| 170.0 | 170.6 | 170.6 | 169.8 | 168.5 | 168.5 | 169.1 | (a) Food Products |
| 182.3 | 183.8 | 185.1 | 186.4 | 194.2 | 194.8 | 195.7 | (b) Beverages, Tobacco, Tobacco Product |
| 140.0 | 140.3 | 140.1 | 140.3 | 140.8 | 141.9 | 143.1 | (c) Textiles |
| 179.1 | 179.2 | 179.2 | 179.6 | 181.6 | 184.0 | 187.4 | (d) Wood & wood products |
| 141.9 | 142.4 | 143.4 | 145.1 | 145.9 | 146.2 | 147.6 | (e) Paper & paper products |
| 145.8 | 145.2 | 145.6 | 145.1 | 144.4 | 145.4 | 146.0 | (f) Leather & leather Products |
| 146.4 | 147.4 | 147.9 | 148.1 | 148.3 | 149.0 | 149.9 | (g) Rubber & plastic products |
| 149.0 | 149.1 | 149.2 | 149.9 | 150.8 | 151.8 | 152.6 | (h) Chemical & chemical products |
| 164.4 | 165.2 | 165.5 | 166.5 | 166.2 | 167.4 | 167.5 | (i) Non metallic Mineral products |
| 163.7 | 164.6 | 165.0 | 165.1 | 166.2 | 167.3 | 167.6 | (j) Basic Metal, alloys & metal products |
| 131.3 | 131.9 | 132.4 | 132.6 | 132.4 | 132.8 | 133.2 | (k) Machinery & Machine tools |
| 134.9 | 135.8 | 135.8 | 135.9 | 135.8 | 135.8 | 135.8 | (l) Transports, Eqpt. & parts |
| ... | ... | ... | ... | ... | ... | ... | (m) Other Misc. Manufacturing Industries |
| 180.7 | 180.7 | 181.5 | 179.6 | 179.0 | 179.5 | 180.3 | All Commodities |

Source : Directorate of Economics and Statistics, Govt. of Maharashtra, Mumbai.

29. किंमती आणि निर्देशांक / PRICES AND INDICES

तक्ता क्रमांक / TABLE NO. 29.3

राज्यातील निवडक केंद्रामधील कामगारांकरिता ग्राहक किंमती निर्देशांक /
Consumer Price Index for the Working Class of selected Centre in the State
(2013-14)

(पायाभूत वर्ष / Base year 2001= 100)

| महिना वर्ष Month and Year | अन्न गट Food | पान, सुपारी तंबाखू इ. Pan, Supari, Tobacco, etc. | इंधन व दिवाबत्ती Fuel and Light | घरभाडे House Rent | कापड व बिछाना Clothing and Bedding | संकीर्ण Miscella- neous | ग्राहक किंमतीचा निर्देशांक Consumer price Index |
|------------------------------|-----------------|---|--|-------------------------|--|-------------------------------|--|
| (1) | (2) | (3) | (4) | (5) | (6) | (7) | (8) |
| मुंबई / Mumbai | | | | | | | |
| 2000-01 | 541 | 546 | 335 | 743 | 364 | 476 | 512 |
| 2005-06 | 622 | 743 | 546 | 1149 | 380 | 583 | 613 |
| 2010-11 | 191 | 171 | 188 | 158 | 144 | 167 | 178 |
| 2011-12 | 207 | 208 | 205 | 190 | 169 | 179 | 196 |
| 2012-13 | 232 | 229 | 252 | 202 | 180 | 197 | 218 |
| 2013-14 | 260 | 261 | 274 | 226 | 189 | 215 | 242 |
| एप्रिल / April 2013 | 245 | 242 | 265 | 212 | 186 | 207 | 229 |
| मे / May 2013 | 248 | 244 | 260 | 212 | 186 | 207 | 231 |
| जून / June 2013 | 260 | 259 | 257 | 212 | 189 | 210 | 238 |
| जुलै / July 2013 | 261 | 259 | 260 | 228 | 189 | 211 | 241 |
| ऑगस्ट / August 2013 | 265 | 259 | 254 | 228 | 189 | 217 | 244 |
| सप्टेंबर / September 2013 | 262 | 261 | 270 | 228 | 190 | 218 | 244 |
| ऑक्टोबर / October 2013 | 270 | 264 | 287 | 228 | 189 | 218 | 248 |
| नोव्हेंबर / November 2013 | 271 | 263 | 287 | 228 | 189 | 218 | 249 |
| डिसेंबर / December 2013 | 261 | 263 | 287 | 228 | 189 | 218 | 244 |
| जानेवारी / January 2014 | 256 | 271 | 289 | 235 | 190 | 220 | 244 |
| फेब्रुवारी / February 2014 | 262 | 271 | 284 | 235 | 190 | 220 | 246 |
| मार्च / March 2014 | 264 | 272 | 284 | 235 | 191 | 220 | 247 |
| पुणे / Pune | | | | | | | |
| 2000-01 | 513 | 668 | 682 | 589 | 319 | 500 | 501 |
| 2005-06 | 615 | 769 | 672 | 791 | 374 | 576 | 592 |
| 2010-11 | 203 | 169 | 161 | 183 | 162 | 171 | 185 |
| 2011-12 | 226 | 207 | 178 | 198 | 185 | 185 | 204 |
| 2012-13 | 247 | 239 | 203 | 203 | 200 | 204 | 221 |
| 2013-14 | 280 | 266 | 214 | 211 | 213 | 219 | 242 |
| एप्रिल / April 2013 | 261 | 242 | 210 | 206 | 204 | 211 | 230 |
| मे / May 2013 | 266 | 249 | 205 | 206 | 210 | 211 | 232 |
| जून / June 2013 | 282 | 255 | 207 | 206 | 210 | 214 | 240 |
| जुलै / July 2013 | 278 | 261 | 204 | 211 | 211 | 216 | 239 |
| ऑगस्ट / August 2013 | 288 | 261 | 207 | 211 | 211 | 216 | 244 |
| सप्टेंबर / September 2013 | 282 | 261 | 222 | 211 | 211 | 217 | 242 |
| ऑक्टोबर / October 2013 | 282 | 262 | 221 | 211 | 213 | 219 | 243 |
| नोव्हेंबर / November 2013 | 290 | 270 | 222 | 211 | 213 | 219 | 246 |
| डिसेंबर / December 2013 | 283 | 270 | 221 | 211 | 217 | 225 | 246 |
| जानेवारी / January 2014 | 281 | 287 | 225 | 215 | 217 | 227 | 246 |
| फेब्रुवारी / February 2014 | 286 | 287 | 209 | 215 | 217 | 228 | 248 |
| मार्च / March 2014 | 285 | 286 | 209 | 215 | 217 | 228 | 248 |

तक्ता क्रमांक / TABLE NO. 29.3 - Contd.

| महिना वर्ष Month and Year | अन्न गट Food | पान, सुपारी तंबाखू इ. Pan, Supari, Tobacco, etc. | इंधन व दिवाबत्ती Fuel and Light | घरभाडे House Rent | कापड व बिछाना Clothing and Bedding | संकीर्ण Miscella- neous | ग्राहक किंमतीचा निर्देशांक Consumer price Index |
|------------------------------|-----------------|---|--|-------------------------|---|-------------------------------|---|
| (1) | (2) | (3) | (4) | (5) | (6) | (7) | (8) |
| सोलापूर / Solapur | | | | | | | |
| 2000-01 | 451 | 614 | 388 | 681 | 339 | 509 | 466 |
| 2005-06 | 503 | 665 | 525 | 1002 | 355 | 582 | 543 |
| 2010-11 | 189 | 173 | 153 | 233 | 126 | 164 | 182 |
| 2011-12 | 214 | 187 | 178 | 254 | 151 | 176 | 204 |
| 2012-13 | 228 | 240 | 209 | 260 | 176 | 190 | 220 |
| 2013-14 | 260 | 281 | 231 | 267 | 202 | 209 | 246 |
| एप्रिल / April 2013 | 243 | 260 | 221 | 263 | 191 | 200 | 233 |
| मे / May 2013 | 245 | 260 | 218 | 263 | 191 | 200 | 234 |
| जून / June 2013 | 247 | 260 | 220 | 263 | 191 | 200 | 235 |
| जुलै / July 2013 | 252 | 270 | 220 | 266 | 207 | 208 | 241 |
| ऑगस्ट / August 2013 | 258 | 271 | 221 | 266 | 207 | 208 | 244 |
| सप्टेंबर / September 2013 | 259 | 271 | 230 | 266 | 207 | 208 | 245 |
| ऑक्टोबर / October 2013 | 258 | 274 | 241 | 266 | 206 | 208 | 245 |
| नोव्हेंबर / November 2013 | 268 | 290 | 242 | 266 | 204 | 214 | 252 |
| डिसेंबर / December 2013 | 276 | 303 | 242 | 266 | 204 | 211 | 256 |
| जानेवारी / January 2014 | 273 | 303 | 243 | 272 | 204 | 211 | 256 |
| फेब्रुवारी / February 2014 | 270 | 306 | 234 | 272 | 204 | 222 | 256 |
| मार्च / March 2014 | 271 | 306 | 234 | 272 | 204 | 223 | 256 |
| कोल्हापूर / Kolhapur | | | | | | | |
| 2000-01 | 489 | 661 | 447 | 336 | 314 | 516 | 466 |
| 2005-06 | 585 | 733 | 595 | 506 | 385 | 650 | 579 |
| 2010-11 | 191 | 187 | 199 | 198 | 147 | 167 | 184 |
| 2011-12 | 217 | 210 | 220 | 222 | 161 | 183 | 207 |
| 2012-13 | 236 | 266 | 262 | 236 | 180 | 197 | 226 |
| 2013-14 | 258 | 290 | 287 | 252 | 197 | 213 | 245 |
| एप्रिल / April 2013 | 242 | 281 | 282 | 246 | 191 | 205 | 234 |
| मे / May 2013 | 249 | 281 | 279 | 246 | 197 | 205 | 238 |
| जून / June 2013 | 258 | 287 | 282 | 246 | 197 | 206 | 242 |
| जुलै / July 2013 | 262 | 287 | 280 | 251 | 197 | 209 | 246 |
| ऑगस्ट / August 2013 | 263 | 285 | 286 | 251 | 197 | 214 | 248 |
| सप्टेंबर / September 2013 | 262 | 285 | 287 | 251 | 197 | 215 | 248 |
| ऑक्टोबर / October 2013 | 267 | 285 | 297 | 251 | 197 | 214 | 250 |
| नोव्हेंबर / November 2013 | 267 | 285 | 294 | 251 | 197 | 214 | 250 |
| डिसेंबर / December 2013 | 260 | 287 | 293 | 251 | 197 | 216 | 247 |
| जानेवारी / January 2014 | 255 | 298 | 298 | 260 | 197 | 216 | 247 |
| फेब्रुवारी / February 2014 | 257 | 299 | 281 | 260 | 200 | 216 | 247 |
| मार्च / March 2014 | 248 | 318 | 285 | 260 | 200 | 223 | 244 |

तक्ता क्रमांक / TABLE NO. 29.3 - Contd.

| महिना वर्ष Month and Year | अन्न गट Food | पान, सुपारी तंबाखू इ. Pan, Supari, Tobacco, etc. | इंधन व दिवाबत्ती Fuel and Light | घरभाडे House Rent | कापड व बिछाना Clothing and Bedding | संकीर्ण Miscella- neous | ग्राहक किंमतीचा निर्देशांक Consumer price Index |
|------------------------------|-----------------|---|--|-------------------------|---|-------------------------------|---|
| (1) | (2) | (3) | (4) | (5) | (6) | (7) | (8) |
| नाशिक / Nashik | | | | | | | |
| 2000-01 | 461 | 594 | 497 | 658 | 342 | 480 | 477 |
| 2005-06 | 520 | 763 | 554 | 1064 | 383 | 588 | 581 |
| 2010-11 | 202 | 151 | 163 | 238 | 125 | 144 | 186 |
| 2011-12 | 216 | 190 | 182 | 273 | 153 | 165 | 208 |
| 2012-13 | 233 | 214 | 206 | 308 | 166 | 179 | 228 |
| 2013-14 | 258 | 237 | 216 | 320 | 176 | 188 | 244 |
| एप्रिल / April 2013 | 243 | 225 | 212 | 315 | 171 | 183 | 235 |
| मे / May 2013 | 257 | 237 | 208 | 315 | 174 | 184 | 242 |
| जून / June 2013 | 259 | 237 | 208 | 315 | 174 | 185 | 243 |
| जुलै / July 2013 | 264 | 237 | 208 | 320 | 174 | 186 | 246 |
| ऑगस्ट / August 2013 | 269 | 237 | 210 | 320 | 174 | 187 | 248 |
| सप्टेंबर / September 2013 | 262 | 238 | 221 | 320 | 174 | 191 | 247 |
| ऑक्टोबर / October 2013 | 261 | 238 | 222 | 320 | 174 | 190 | 247 |
| नोव्हेंबर / November 2013 | 265 | 238 | 222 | 320 | 174 | 190 | 248 |
| डिसेंबर / December 2013 | 263 | 238 | 224 | 320 | 180 | 190 | 244 |
| जानेवारी / January 2014 | 250 | 238 | 226 | 325 | 180 | 191 | 244 |
| फेब्रुवारी / February 2014 | 249 | 238 | 213 | 325 | 180 | 191 | 243 |
| मार्च / March 2014 | 250 | 238 | 213 | 325 | 180 | 193 | 244 |
| जळगाव / Jalgaon | | | | | | | |
| 2000-01 | 477 | 691 | 401 | 266 | 294 | 534 | 449 |
| 2005-06 | 549 | 837 | 511 | 365 | 313 | 660 | 530 |
| 2010-11 | 195 | 192 | 219 | 163 | 187 | 174 | 186 |
| 2011-12 | 218 | 227 | 237 | 181 | 206 | 190 | 206 |
| 2012-13 | 241 | 278 | 294 | 198 | 231 | 211 | 230 |
| 2013-14 | 262 | 336 | 324 | 218 | 243 | 228 | 251 |
| एप्रिल / April 2013 | 248 | 314 | 317 | 208 | 248 | 218 | 240 |
| मे / May 2013 | 256 | 314 | 311 | 208 | 248 | 217 | 243 |
| जून / June 2013 | 263 | 314 | 313 | 208 | 248 | 221 | 247 |
| जुलै / July 2013 | 265 | 329 | 312 | 220 | 248 | 226 | 251 |
| ऑगस्ट / August 2013 | 265 | 339 | 323 | 220 | 247 | 230 | 253 |
| सप्टेंबर / September 2013 | 266 | 339 | 322 | 220 | 244 | 230 | 254 |
| ऑक्टोबर / October 2013 | 268 | 339 | 341 | 220 | 244 | 230 | 256 |
| नोव्हेंबर / November 2013 | 270 | 341 | 336 | 220 | 244 | 231 | 257 |
| डिसेंबर / December 2013 | 264 | 341 | 333 | 220 | 237 | 232 | 254 |
| जानेवारी / January 2014 | 260 | 341 | 341 | 224 | 237 | 234 | 254 |
| फेब्रुवारी / February 2014 | 260 | 360 | 314 | 224 | 237 | 236 | 252 |
| मार्च / March 2014 | 254 | 360 | 321 | 224 | 237 | 236 | 249 |

तक्ता क्रमांक / TABLE NO. 29.3 - Contd.

| महिना वर्ष Month and Year | अन्न गट Food | पान, सुपारी तंबाखू इ. Pan, Supari, Tobacco, etc. | इंधन व दिवाबत्ती Fuel and Light | घरभाडे House Rent | कापड व बिछाना Clothing and Bedding | संकीर्ण Miscella- neous | ग्राहक किंमतीचा निर्देशांक Consumer price Index |
|------------------------------|-----------------|---|--|-------------------------|---|-------------------------------|---|
| (1) | (2) | (3) | (4) | (5) | (6) | (7) | (8) |
| अकोला / Akola | | | | | | | |
| 2000-01 | 466 | 791 | 481 | 257 | 430 | 502 | 459 |
| 2005-06 | 526 | 768 | 532 | 476 | 448 | 589 | 533 |
| 2010-11 | 170 | 157 | 232 | 186 | 127 | 161 | 175 |
| 2011-12 | 183 | 183 | 251 | 199 | 132 | 174 | 188 |
| 2012-13 | 210 | 224 | 315 | 209 | 164 | 196 | 216 |
| 2013-14 | 231 | 257 | 350 | 221 | 181 | 218 | 238 |
| एप्रिल / April 2013 | 217 | 249 | 341 | 213 | 179 | 206 | 226 |
| मे / May 2013 | 225 | 256 | 334 | 213 | 179 | 206 | 229 |
| जून / June 2013 | 232 | 258 | 335 | 213 | 179 | 209 | 233 |
| जुलै / July 2013 | 235 | 256 | 335 | 221 | 179 | 210 | 236 |
| ऑगस्ट / August 2013 | 238 | 256 | 348 | 221 | 179 | 221 | 242 |
| सप्टेंबर / September 2013 | 240 | 256 | 348 | 221 | 171 | 223 | 242 |
| ऑक्टोबर / October 2013 | 241 | 262 | 370 | 221 | 171 | 222 | 245 |
| नोव्हेंबर / November 2013 | 244 | 259 | 365 | 221 | 186 | 222 | 246 |
| डिसेंबर / December 2013 | 235 | 258 | 363 | 221 | 186 | 222 | 242 |
| जानेवारी / January 2014 | 223 | 258 | 372 | 230 | 186 | 224 | 239 |
| फेब्रुवारी / February 2014 | 223 | 260 | 336 | 230 | 185 | 225 | 236 |
| मार्च / March 2014 | 213 | 261 | 347 | 230 | 186 | 226 | 237 |
| नागपूर / Nagpur | | | | | | | |
| 2000-01 | 439 | 708 | 437 | 726 | 289 | 486 | 469 |
| 2005-06 | 497 | 739 | 539 | 1036 | 316 | 590 | 559 |
| 2010-11 | 205 | 192 | 170 | 314 | 130 | 161 | 207 |
| 2011-12 | 215 | 240 | 190 | 344 | 146 | 173 | 224 |
| 2012-13 | 244 | 266 | 214 | 360 | 168 | 188 | 246 |
| 2013-14 | 280 | 285 | 223 | 375 | 181 | 198 | 268 |
| एप्रिल / April 2013 | 259 | 273 | 220 | 367 | 179 | 194 | 256 |
| मे / May 2013 | 277 | 281 | 216 | 367 | 179 | 194 | 264 |
| जून / June 2013 | 280 | 284 | 218 | 367 | 179 | 195 | 266 |
| जुलै / July 2013 | 291 | 285 | 217 | 374 | 179 | 197 | 272 |
| ऑगस्ट / August 2013 | 304 | 286 | 217 | 374 | 181 | 198 | 278 |
| सप्टेंबर / September 2013 | 291 | 286 | 230 | 374 | 181 | 199 | 274 |
| ऑक्टोबर / October 2013 | 296 | 289 | 230 | 374 | 181 | 200 | 276 |
| नोव्हेंबर / November 2013 | 291 | 286 | 230 | 374 | 180 | 200 | 274 |
| डिसेंबर / December 2013 | 266 | 287 | 230 | 374 | 184 | 200 | 264 |
| जानेवारी / January 2014 | 266 | 286 | 232 | 384 | 184 | 201 | 266 |
| फेब्रुवारी / February 2014 | 266 | 286 | 219 | 384 | 185 | 201 | 265 |
| मार्च / March 2014 | 267 | 286 | 219 | 384 | 185 | 202 | 265 |

तक्ता क्रमांक / TABLE NO. 29.3 - Contd.

| महिना वर्ष Month and Year | अन्न गट Food | पान, सुपारी तंबाखू इ. Pan, Supari, Tobacco, etc. | इंधन व दिवाबत्ती Fuel and Light | घरभाडे House Rent | कापड व बिछाना Clothing and Bedding | संकीर्ण Miscella- neous | ग्राहक किमतीचा निर्देशांक Consumer price Index |
|------------------------------|-----------------|---|--|-------------------------|---|-------------------------------|--|
| (1) | (2) | (3) | (4) | (5) | (6) | (7) | (8) |
| औरंगाबाद / Aurangabad | | | | | | | |
| 2000-01 | 483 | 643 | 376 | 320 | 500 | 582 | 479 |
| 2005-06 | 503 | 666 | 482 | 366 | 560 | 639 | 518 |
| 2010-11 | 188 | 203 | 217 | 196 | 161 | 158 | 183 |
| 2011-12 | 212 | 237 | 235 | 225 | 171 | 180 | 206 |
| 2012-13 | 239 | 284 | 290 | 265 | 189 | 194 | 234 |
| 2013-14 | 266 | 306 | 319 | 300 | 198 | 209 | 258 |
| एप्रिल / April 2013 | 250 | 291 | 312 | 287 | 198 | 200 | 246 |
| मे / May 2013 | 261 | 301 | 307 | 287 | 199 | 199 | 250 |
| जून / June 2013 | 267 | 302 | 309 | 287 | 199 | 201 | 253 |
| जुलै / July 2013 | 270 | 305 | 307 | 300 | 199 | 209 | 259 |
| ऑगस्ट / August 2013 | 272 | 303 | 316 | 300 | 199 | 211 | 261 |
| सप्टेंबर / September 2013 | 271 | 303 | 318 | 300 | 199 | 212 | 261 |
| ऑक्टोबर / October 2013 | 271 | 303 | 336 | 300 | 199 | 212 | 262 |
| नोव्हेंबर / November 2013 | 270 | 306 | 331 | 300 | 199 | 212 | 262 |
| डिसेंबर / December 2013 | 264 | 306 | 328 | 300 | 199 | 212 | 259 |
| जानेवारी / January 2014 | 260 | 307 | 336 | 312 | 199 | 214 | 260 |
| फेब्रुवारी / February 2014 | 266 | 306 | 308 | 312 | 199 | 215 | 261 |
| मार्च / March 2014 | 264 | 337 | 315 | 312 | 189 | 215 | 261 |
| नांदेड / Nanded | | | | | | | |
| 2000-01 | 459 | 656 | 446 | 292 | 385 | 557 | 466 |
| 2005-06 | 478 | 677 | 490 | 321 | 388 | 570 | 479 |
| 2010-11 | 187 | 192 | 211 | 314 | 143 | 165 | 200 |
| 2011-12 | 215 | 232 | 228 | 373 | 150 | 181 | 227 |
| 2012-13 | 232 | 267 | 272 | 417 | 164 | 201 | 251 |
| 2013-14 | 261 | 300 | 297.25 | 448 | 174 | 212 | 275 |
| एप्रिल / April 2013 | 243 | 283 | 289 | 433 | 173 | 209 | 263 |
| मे / May 2013 | 247 | 292 | 284 | 433 | 173 | 209 | 265 |
| जून / June 2013 | 250 | 292 | 285 | 433 | 173 | 210 | 266 |
| जुलै / July 2013 | 260 | 292 | 285 | 445 | 173 | 211 | 273 |
| ऑगस्ट / August 2013 | 265 | 292 | 297 | 445 | 180 | 211 | 277 |
| सप्टेंबर / September 2013 | 265 | 301 | 298 | 445 | 180 | 211 | 277 |
| ऑक्टोबर / October 2013 | 264 | 301 | 314 | 445 | 180 | 211 | 278 |
| नोव्हेंबर / November 2013 | 267 | 309 | 310 | 445 | 180 | 211 | 279 |
| डिसेंबर / December 2013 | 265 | 325 | 307 | 445 | 181 | 216 | 279 |
| जानेवारी / January 2014 | 263 | 316 | 314 | 468 | 181 | 216 | 282 |
| फेब्रुवारी / February 2014 | 266 | 306 | 289 | 468 | 162 | 216 | 280 |
| मार्च / March 2014 | 272 | 295 | 295 | 468 | 153 | 216 | 283 |

आधार : कामगार आयुक्त यांचे कार्यालय, महाराष्ट्र शासन, मुंबई.

Source : Office of the Commissioner of Labour, Govt. of Maharashtra, Mumbai.

29. किंमती आणि निर्देशांक / PRICES AND INDICES

तक्ता क्रमांक / TABLE NO. 29.4

राज्यातील निवडक केंद्रांमधील कामगाराकरिता ग्राहक किंमती निर्देशांक (वार्षिक) /
Consumer Price Index for the Working Class of selected Centres in the State (Yearly)
(2013-14)

(पायाभूत वर्ष / Base year 2001= 100)

| वर्ष Year (1) | अन्न Food (2) | संकीर्ण Miscellaneous (3) | ग्राहक किंमती निर्देशांक C.P. Index (4) |
|--------------------------|---------------------|---------------------------------|---|
| केंद्र / Centre | | | |
| मुंबई / Mumbai | | | |
| 2001 | 554 | 495 | 528 |
| 2005 | 615 | 573 | 611 |
| 2010 | 187 | 164 | 174 |
| 2011 | 204 | 176 | 192 |
| 2012 | 225 | 191 | 212 |
| 2013 | 260 | 215 | 242 |
| केंद्र / Centre | | | |
| सोलापूर / Solapur | | | |
| 2001 | 449 | 524 | 471 |
| 2005 | 503 | 580 | 539 |
| 2010 | 185 | 163 | 179 |
| 2011 | 209 | 172 | 199 |
| 2012 | 225 | 187 | 216 |
| 2013 | 260 | 209 | 227 |
| केंद्र / Centre | | | |
| नागपूर / Nagpur | | | |
| 2001 | 446 | 499 | 483 |
| 2005 | 494 | 588 | 554 |
| 2010 | 202 | 158 | 203 |
| 2011 | 212 | 170 | 220 |
| 2012 | 235 | 185 | 240 |
| 2013 | 279 | 198 | 268 |
| केंद्र / Centre | | | |
| पुणे / Pune | | | |
| 2001 | 519 | 516 | 516 |
| 2005 | 609 | 569 | 589 |
| 2010 | 198 | 168 | 181 |
| 2011 | 221 | 182 | 200 |
| 2012 | 242 | 199 | 217 |
| 2013 | 280 | 219 | 242 |
| केंद्र / Centre | | | |
| नाशिक / Nashik | | | |
| 2001 | 471 | 494 | 498 |
| 2005 | 514 | 587 | 576 |
| 2010 | 196 | 141 | 181 |
| 2011 | 215 | 160 | 204 |
| 2012 | 227 | 176 | 223 |
| 2013 | 258 | 188 | 244 |

तक्ता क्रमांक / TABLE NO. 29.4 - Contd.

| (1) | (2) | (3) | (4) |
|--|-----|-----|-----|
| केंद्र / Centre कोल्हापूर / Kolhapur | | | |
| 2001 | 501 | 531 | 477 |
| 2005 | 581 | 646 | 574 |
| 2010 | 186 | 166 | 180 |
| 2011 | 211 | 178 | 201 |
| 2012 | 231 | 194 | 221 |
| 2013 | 258 | 213 | 245 |
| केंद्र / Centre अकोला / Akola | | | |
| 2001 | 484 | 529 | 475 |
| 2005 | 522 | 584 | 529 |
| 2010 | 168 | 159 | 164 |
| 2011 | 179 | 170 | 184 |
| 2012 | 204 | 189 | 209 |
| 2013 | 231 | 218 | 238 |
| केंद्र / Centre जळगांव / Jalgaon | | | |
| 2001 | 488 | 548 | 469 |
| 2005 | 542 | 661 | 525 |
| 2010 | 190 | 170 | 181 |
| 2011 | 214 | 186 | 202 |
| 2012 | 234 | 205 | 223 |
| 2013 | 262 | 228 | 251 |
| केंद्र / Centre नांदेड / Nanded | | | |
| 2001 | 468 | 564 | 469 |
| 2005 | 555 | 666 | 543 |
| 2010 | 183 | 163 | 194 |
| 2011 | 208 | 176 | 220 |
| 2012 | 227 | 197 | 245 |
| 2013 | 261 | 212 | 275 |
| केंद्र / Centre औरंगाबाद / Aurangabad | | | |
| 2001 | 488 | 609 | 495 |
| 2005 | 560 | 710 | 576 |
| 2010 | 183 | 154 | 178 |
| 2011 | 208 | 175 | 200 |
| 2012 | 231 | 191 | 226 |
| 2013 | 266 | 209 | 258 |

आधार : कामगार आयुक्त यांचे कार्यालय, महाराष्ट्र शासन, मुंबई.

Source : Office of the Labour Commissioner, Govt. of Maharashtra, Mumbai.

29. किंमती आणि निर्देशांक / PRICES AND INDICES
तक्ता क्रमांक / TABLE NO. 29.5
औद्योगिक कामगारांकरिता अखिल भारतीय ग्राहक किंमती निर्देशांक /
All India Consumer Price Index for Industrial Workers
(2013-14)

(पायाभूत वर्ष / Base year 2001= 100)

| वर्ष Year (1) | गट / Group | | |
|---------------------|---------------------|-------------------------|---|
| | अन्न Food (2) | कापड Clothing (3) | सर्वसाधारण निर्देशांक General Index (4) |
| 2002-03 | 477 | 556 | 482 |
| 2003-04 | 495 | 338 | 500 |
| 2004-05 | 506 | 346 | 520 |
| 2005-06 | 527 | 355 | 542 |
| 2006-07 | 126 | 114 | 125 |
| 2007-08 | 136 | 118 | 133 |
| 2008-09 | 153 | 122 | 145 |
| 2009-10 | 176 | 128 | 163 |
| 2010-11 | 197 | 136 | 180 |
| 2011-12 | 206 | 155 | 195 |
| 2012-13 | 230 | 170 | 215 |
| 2013-14 | 259 | 181 | 236 |

आधार:- श्रम मंत्रालय, श्रम केंद्र, भारत सरकार, सिमला.

Source:- Ministry of Labour Bureau, Government of India, Simla.

29. किंमती आणि निर्देशांक / PRICES AND INDICES

तक्ता क्रमांक / TABLE NO. 29.6

महाराष्ट्र राज्यातील निवडक केंद्रातील महत्वाच्या शेतमालाच्या घाऊक किंमती /

Wholesale Prices of certain important agricultural commodities at selected centres in Maharashtra State (2013-14)

(प्रती क्विंटलची महिना अखेर असलेली घाऊक किंमत ₹)

(Month ending wholesale prices in ₹ per quintal)

| अ.क्र. Sr. No. | वस्तू (2) | बाजारपेठ (3) | जात (4) | जून June 2013 (5) | सप्टेंबर September 2013 (6) | डिसेंबर December 2013 (7) | मार्च March 2014 (8) | Variety (4) | Market (3) | Commodity (2) |
|----------------------|--------------|--------------------------|-------------|----------------------------|--------------------------------------|------------------------------------|-------------------------------|----------------|-----------------------------|------------------|
| 1 | गहू | अहमदनगर | | 1,819 | 1,863 | 1,909 | 1,880 | | Ahmednagar | Wheat |
| | | अखदा बालापूर | २१८९ | 1,743 | 1,754 | 1,767 | 1,740 | 2189 | Akhadabalapur | |
| | | अकोला | शरबती | 1,793 | 1,579 | 1,645 | 1,465 | Sharbati | Akola | |
| | | अमरावती | स्थानिक | -- | 1,675 | 1,675 | 1,692 | Local | Amaravati | |
| | | अमरावती | १४७ | -- | 1,600 | -- | -- | 147 | Amaravati | |
| | | आंबेजोगाई | लाल | -- | 1,820 | 2,348 | 1,789 | Red | Ambejogai | |
| | | आंजणगाव सुर्जी | स्थानिक | 1,611 | 1,562 | 1,818 | 1,863 | Local | Anjangaon Surji | |
| | | बारामती | २१८९ | 1,826 | 1,838 | 1,875 | 2,100 | 2189 | Baramati | |
| | | बारामती | कल्याण सोना | 1,688 | 1,670 | -- | 1,650 | Kalyan Sona | Baramati | |
| | | बारशी | | 1,907 | 1,742 | 1,814 | 1,834 | | Barshi | |
| | | बीड | संकरित | 1,939 | 1,511 | -- | 1,844 | Hybrid | Beed | |
| | | भोकर | | 1,552 | 1,450 | 1,504 | 1,598 | | Bhokar | |
| | | चाळीसगांव | | 1,682 | -- | -- | -- | | Chalisgaon | |
| | | चाळीसगांव | २१८९ | -- | 1,605 | 1,675 | -- | 2189 | Chalisgaon | |
| | | धुळे | | 1,636 | -- | -- | -- | | Dhule | |
| | | धुळे | स्थानिक | | 1,624 | 1,926 | 1,508 | Local | Dhule | |
| | | धुळे | संकरित | 1,650 | -- | -- | -- | Hybrid | Dhule | |
| | | धुळे | २१८९ | -- | -- | -- | 1,519 | 2189 | Dhule | |
| | | दोंडाईचा | | 1,652 | 1,667 | 1,888 | 1,580 | | Dondaicha | |
| | | दोंड | २१८९ | 1,874 | 1,830 | 1,991 | 1,770 | 2189 | Dound | |
| | | गेवराई | | 1,864 | 1,821 | 2,026 | 1,438 | | Gevrai | |
| | | इंदापूर | २१८९ | -- | -- | 2,026 | -- | 2189 | Indapur | |
| | | जळगांव | २१८९ | 1,746 | -- | -- | 1,372 | 2189 | Jalgaon | |
| | | जळगांव | १४७ | 1,567 | 1,710 | 1,693 | 1,497 | 147 | Jalgaon | |
| | | जळगांव-जामोद | २१८९ | 1,423 | 1,425 | 1,483 | 1,300 | | Jalgaon-Jamod | |
| | | जळगांव जामोद- आसलगांव | २१८९ | 1,433 | 1,450 | 1,588 | 1,430 | 2189 | Jalgaon Jamod- Aasalgaon | |
| | | जालना | क्र.२ | 2,906 | -- | 3,400 | 2,500 | No.2 | Jalna | |
| | | जालना | क्र.३ | 1,993 | 1,938 | 2,159 | 1,958 | No.3 | Jalna | |
| | | जालना | १४७ | 1,643 | 1,652 | 1,698 | 1,519 | 147 | Jalna | |
| | | जिंतूर | २१८९ | 1,652 | 1,602 | 1,584 | 1,700 | 2189 | Jintur | |
| | | जिंतूर - बोरी | २१८९ | 1,694 | 1,610 | 1,695 | 1,430 | 2189 | Jintur - Bori | |
| | | कळंब | २१८९ | 1,950 | 2,572 | 2,235 | 1,667 | 2189 | Kalamb | |
| | | कोपरगाव | | 1,685 | 1,665 | 1,732 | 1,714 | | Kopargaon | |
| | | कमलेश्वर | संकरित | 1,403 | 1,417 | 1,561 | 1,750 | Hybrid | Kamleshwar | |
| | | केज | पिवळा | 1,835 | 1,872 | 2,549 | 1,934 | Yellow | Kej | |
| | | कोल्हापूर | | 2,516 | 2,248 | 2,607 | 2,585 | | Kolhapur | |
| | | लासलगाव | २१८९ | 1,691 | 1,724 | 1,856 | 1,670 | 2189 | Lasalgaon | |
| | | लसूर स्टेशन | | 1,932 | 1,938 | 2,108 | 1,875 | | Lasur Station | |
| | | लोनांद | २१८९ | 2,033 | 1,675 | 1,950 | 1,863 | 2189 | Lonand | |
| | | माजलगाव | पिवळा | 1,845 | 1,626 | 1,759 | 1,699 | Yellow | Majalgaon | |
| | | मालेगाव | स्थानिक | 1,521 | 1,648 | 1,875 | 1,658 | Local | Malegaon | |
| | | मंगलवेढा | | 1,929 | 1,953 | 2,209 | 2,057 | | Mangalwedha | |
| | | मनमाड | स्थानिक | 1,604 | 1,597 | 1,702 | 1,744 | Local | Manmad | |
| | | मेहकर | स्थानिक | 1,643 | 1,614 | 1,841 | 1,382 | Local | Mehkar | |
| | | मोर्शी | | 1,558 | 1,591 | 1,655 | 1,911 | | Morshi | |
| | | नंदूरबार | | 1,648 | 1,642 | 1,857 | 1,703 | | Nandurbar | |
| | | नेवासा | २१८९ | 1,769 | 1,666 | 1,500 | 1,540 | 2189 | Newasa | |

तक्ता क्रमांक / TABLE NO. 29.6 - Contd.

| (1) | (2) | (3) | (4) | (5) | (6) | (7) | (8) | (4) | (3) | (2) |
|-----|--------|-------------------------|----------|-------|-------|-------|-------|----------|-----------------------------|-------|
| | | परभणी | २१८९ | 1,581 | 1,526 | 1,532 | 1,719 | 2189 | Parbhani | |
| | | परतूर | २१८९ | 1,917 | 1,800 | 2,039 | 1,689 | 2189 | Partur | |
| | | पुसाद | | 1,680 | 1,679 | 1,733 | 1,953 | | Pusad | |
| | | रहाटा | | 1,724 | 1,598 | 1,743 | 1,668 | | Rahata | |
| | | राहुरी-वंबोरी | | 1,918 | 1,746 | 1,836 | 1,911 | | Rahuri | |
| | | रावेर | स्थानिक | 1,601 | 1,532 | 1,830 | 1,579 | Local | Raver | |
| | | सांगली | स्थानिक | 2,029 | 2,017 | 2,169 | 2,189 | Local | Sangli | |
| | | संगमनेर | | 1,668 | 1,480 | 1,824 | 1,650 | | Sangamner | |
| | | संग्रामपूर | | 1,505 | 1,454 | 1,558 | 1,550 | | Sangrampur | |
| | | सावनेर | | 1,525 | 1,438 | 1,560 | 1,480 | | Savner | |
| | | शहादा | | 1,638 | 1,690 | 1,900 | 163 | | Shahada | |
| | | शेवगाव | २१८९ | 1,913 | 1,865 | 1,924 | 1,622 | 2189 | Shevgaon | |
| | | शेवगाव- बोधेगाव | २१८९ | 1,832 | 1,790 | 1,900 | 1,611 | 2189 | Shevgaon- Bodhegaon | |
| | | शिरपूर | स्थानिक | 1,609 | 1,642 | 1,822 | 1,679 | Local | Shirpur | |
| | | शिरूर | | 1,615 | 1,561 | 1,661 | 1,680 | | Shirur | |
| | | श्रीरामपूर | | 1,821 | 1,775 | 1,931 | 1,944 | | Shrirampur | |
| | | तुमसर | स्थानिक | 1,534 | 1,548 | 1,584 | 1,441 | Local | Tumsar | |
| | | वर्धा | स्थानिक | 1,594 | 1,483 | 1,588 | 1,482 | Local | Wardha | |
| | | वाशिम | २१८९ | 1,624 | 1,532 | 1,684 | 1,517 | 2189 | Washim | |
| 2 | ज्वारी | अहमदनगर | | 1,723 | 1,793 | 1,848 | 1,976 | | Ahmednagar | Jowar |
| | | अखदा बालापूर | संकरित | 1,611 | 1,536 | 1,700 | 1,600 | Hybrid | Akhadabalapur | |
| | | अकोला | संकरित | 1,248 | 1,274 | 1,299 | 1,306 | Hybrid | Akola | |
| | | आंजणगाव सुर्जी | संकरित | 1,089 | 1,177 | 1,278 | 1,319 | Hybrid | Anjangaon Surji | |
| | | बारामती | मालदांडी | 1,800 | 1,736 | 1,750 | 1,900 | Maldandi | Baramati | |
| | | बारामती | संकरित | 1,600 | 1,456 | 1,325 | 1,700 | Hybrid | Baramati | |
| | | बाशी | वसंत | 1,202 | 1,274 | 1,172 | 1,165 | Vasant | Barshi | |
| | | बाशी | पिवळी | 1,307 | 1,462 | 1,512 | 1,361 | Yellow | Barshi | |
| | | बाशी | | 1,994 | 1,708 | 2,056 | 2,028 | | Barshi | |
| | | बाशी-वैराग | | 1,837 | 1,561 | 1,783 | 1,931 | | Barshi-Vairag | |
| | | बीड | मालदांडी | 1,592 | 1,580 | 1,733 | 1,914 | Maldandi | Beed | |
| | | भोकर | | 1,476 | 1,265 | 1,288 | 1,233 | | Bhokar | |
| | | भूसावळ | संकरित | 1,182 | 1,221 | 1,160 | 1,136 | Hybrid | Bhusawal | |
| | | चोपदा | दादर | 1,475 | 1,414 | 1,632 | 1,803 | Dadar | Chopda | |
| | | धुळे | संकरित | 1,286 | 1,307 | 1,169 | 1,238 | Hybrid | Dhule | |
| | | धुळे | दादर | 1,390 | 1,469 | 1,886 | 1,745 | Dadar | Dhule | |
| | | दोंडाईचा | दादर | 1,644 | 1,489 | 1,776 | 1,885 | Dadar | Dondaicha | |
| | | दोंड | पांढरी | 1,824 | 1,551 | 1,647 | 1,815 | White | Dound | |
| | | गेवराई | रब्बी | 1,498 | 1,371 | 1,624 | 1,738 | Rabbi | Gevrai | |
| | | कोपरगाव | | 1,337 | 1,375 | 1,407 | 1,600 | | Kopargaon | |
| | | जळगांव | संकरित | 1,288 | 1,295 | 1,303 | 1,293 | Hybrid | Jalgaon | |
| | | जळगांव | दादर | 1,388 | 1,374 | 1,688 | 1,593 | Dadar | Jalgaon | |
| | | जळगांव जामोद | संकरित | 1,223 | 1,200 | 1,063 | 1,100 | Hybrid | Jalgaon Jamod | |
| | | जळगांव जामोद- आसलगाव | संकरित | 1,200 | 1,234 | 1,146 | 1,136 | Hybrid | Jalgaon Jamod- Aasalgaon | |
| | | जालना | शालू | 1,649 | 1,558 | 1,759 | 1,721 | Shalu | Jalna | |
| | | जिंतूर | रब्बी | 1,556 | 1,380 | 1,588 | 1,797 | Rabbi | Jintur | |
| | | जिंतूर-बोरी | रब्बी | 1,171 | 1,256 | 1,524 | 1,471 | Rabbi | Jintur-Bori | |
| | | कोल्हापूर | | 2,127 | 2,195 | 2,386 | 2,454 | | Kolhapur | |
| | | कडा | रब्बी | 1,782 | 1,718 | 1,870 | 2,125 | Rabbi | Kada | |
| | | कळंब | पिवळी | 1,342 | 1,533 | 1,515 | 1,304 | Yellow | Kalamb | |
| | | कळंब | पांढरी | 1,436 | 1,392 | 1,691 | 1,707 | White | Kalamb | |
| | | कळंब | सुवर्ण | 1,227 | 1,312 | 1,147 | 1,105 | Gold | Kalamb | |
| | | किल्ले धरूर | संकरित | 1,232 | 1,258 | 1,184 | 1,521 | Hybrid | Kille Dharur | |
| | | किल्ले धरूर | रब्बी | 1,414 | 1,360 | 1,746 | 1,905 | Rabbi | Kille Dharur | |
| | | किल्ले धरूर | पिवळी | 1,299 | 1,461 | 1,572 | 1,334 | Yellow | Kille Dharur | |
| | | कोपरगाव | | 1,337 | 1,375 | 1,407 | 1,600 | | Kopargaon | |

तक्ता क्रमांक / TABLE NO. 29.6 - Contd.

| (1) | (2) | (3) | (4) | (5) | (6) | (7) | (8) | (4) | (3) | (2) |
|----------|--------------|----------------|----------|-------|-------|-------|-------|----------|--------------------|-------------------|
| | | लासलगाव | स्थानिक | 1,586 | 1,395 | 1,781 | 1,807 | Local | Lasalgaon | |
| | | लसूर स्टेशन | | 1,494 | 1,400 | 1,599 | 1,663 | | Lasur Station | |
| | | माजलगाव | रब्बी | 1,634 | 1,359 | 1,524 | 1,638 | Rabbi | Majalgaon | |
| | | मालेगाव | पांढरी | 1,387 | 1,511 | 1,620 | 2,500 | White | Malegaon | |
| | | मेहकर | संकरित | 1,193 | 1,180 | 1,664 | 1,225 | Hybrid | Mehkar | |
| | | मोर्शी | | 1,104 | 1,161 | 1,224 | 1,375 | | Morshi | |
| | | नंदूरबार | | 1,343 | 1,301 | 1,382 | 1,453 | | Nandurbar | |
| | | नेवासा | पांढरी | 1,568 | 1,543 | 1,544 | 1,548 | White | Newasa | |
| | | परभणी | तळकी | 1,553 | 1,318 | 1,573 | 1,810 | Talki | Parbhani | |
| | | परळी-वैजनाथ | संकरित | 1,209 | 1,271 | 1,170 | 1,140 | Hybrid | Parli-Vajinath | |
| | | परळी-वैजनाथ | पिवळी | 1,201 | 1,358 | 1,480 | 1,500 | Yellow | Parli-Vajinath | |
| | | परळी-वैजनाथ | पांढरी | 1,825 | 1,418 | 1,770 | 1,850 | White | Parli-Vajinath | |
| | | परतूर | शालू | 1,367 | 1,350 | 1,612 | 1,690 | Shalu | Partur | |
| | | पाथर्डी | मालदांडी | 1,653 | 1,353 | 1,588 | 1,632 | Maldandi | Pathardi | |
| | | पातूर | संकरित | 1,109 | 1,175 | 1,524 | 1,900 | Hybrid | Patur | |
| | | पुसाद | | 1,319 | 1,366 | 1,441 | 1,400 | | Pusad | |
| | | रहाटा | | 1,540 | 1,569 | 1,569 | 1,418 | | Rahata | |
| | | राहुरी-वंबोरी | | 1,344 | 1,262 | 1,316 | 1,662 | | Rahuri-Vambori | |
| | | रावेर | संकरित | 1,298 | 1,280 | 1,167 | 1,226 | Hybrid | Raver | |
| | | सांगली | संकरित | 1,518 | 1,600 | 1,719 | 1,731 | Hybrid | Sangli | |
| | | सांगली | शालू | 2,078 | 1,993 | 2,178 | 2,317 | Shalu | Sangli | |
| | | संग्रामपूर | | 1,141 | 1,227 | 1,412 | 1,103 | | Sangrampur | |
| | | शहादा | दादर | 1,530 | 1,617 | 1,631 | 1,718 | Dadar | Shahada | |
| | | शिरपूर | पांढरी | 1,265 | 1,275 | 1,198 | 1,297 | White | Shirpur | |
| | | शिरपूर | दादर | 1,579 | 1,456 | 1,751 | 1,923 | Dadar | Shirpur | |
| | | शिरूर | | 1,427 | 1,750 | 1,552 | 1,668 | | Shirur | |
| | | श्रीरामपूर | | 1,511 | 1,369 | 1,673 | 1,673 | | Shrirampur | |
| | | वडुज | मालदांडी | 1,900 | 1,679 | 1,844 | 1,839 | Maldandi | Vaduj | |
| | | वाशिम | संकरित | 1,180 | 1,270 | 1,346 | 1,925 | Hybrid | Washim | |
| 3 | हरभरा | अहमदनगर | | 5,644 | 5,176 | 5,872 | 6,690 | | Ahmednagar | Green Gram |
| | | अकोला | हिरवा | 4,359 | 4,970 | 5,710 | 5,379 | Green | Akola | |
| | | बारशी | | 4,920 | 4,833 | 5,505 | 5,000 | | Barshi | |
| | | देवळा | हिरवा | 5,655 | 5,057 | 5,874 | 6,005 | Green | Devla | |
| | | धुळे | हिरवा | 4,303 | 4,726 | 5,425 | 5,715 | Green | Dhule | |
| | | दोंडाईचा | | 4,751 | 4,966 | 5,500 | 5,253 | | Dondaicha | |
| | | जळगांव | चमकी | 5,600 | 4,643 | 5,133 | 5,400 | Chamki | Jalgaon | |
| | | जालना | चमकी | 4,856 | 5,090 | 5,715 | 5,271 | Chamki | Jalna | |
| | | कोल्हापूर | | 6,901 | 5,838 | 6,733 | 7,510 | | Kolhapur | |
| | | लासलगाव | | 4,146 | 5,194 | 5,975 | 4,940 | | Lasalgaon | |
| | | लातूर | हिरवा | 4,523 | 5,167 | 6,085 | 5,229 | Green | Latur | |
| | | मेहकर | चमकी | 4,681 | 4,915 | 5,535 | 6,700 | Chamki | Mehkar | |
| | | सांगली | स्थानिक | 5,454 | 4,795 | 6,150 | 6,542 | Local | Sangli | |
| | | संगमनेर | | 1,765 | 4,674 | 4,913 | 4,654 | | Sangamner | |
| | | शिरपूर | चमकी | 4,573 | 4,781 | 5,664 | 5,288 | Chamki | Shirpur | |
| | | शिरूर | | 4,613 | 5,056 | 5,450 | 5,167 | | Shirur | |
| | | सिन्नर | | 3,350 | 4,588 | 5,089 | 5,050 | | Sinnar | |
| 4 | तूर | अखदा बालापूर | लाल | 4,042 | 4,180 | 4,060 | 3,832 | Red | Akhadabalapur | Tur |
| | | अकोला | लाल | 4,297 | 4,222 | 4,090 | 4,078 | Red | Akola | |
| | | आंजणगाव सुर्जी | लाल | 4,183 | 4,211 | 3,905 | 4,014 | Red | Anjangaon Surji | |
| | | बारशी | पांढरी | 4,230 | 3,902 | 4,230 | 3,929 | White | Barshi | |
| | | बारशी | लाल | 3,550 | 3,375 | 3,708 | 3,717 | Red | Barshi | |
| | | भूसावळ | लाल | 3,200 | 2,900 | 3,300 | 2,933 | Red | Bhusawal | |
| | | धामणगाव रेल्वे | लाल | 4,200 | 4,110 | 3,750 | 4,040 | Red | Dhamangaon Railway | |
| | | धुळे | लाल | 3,712 | 3,536 | 3,483 | 3,365 | Red | Dhule | |
| | | दोंडाईचा | | 3,900 | 3,200 | 3,446 | 3,709 | | Dondaicha | |
| | | गेवराई | पांढरी | 4,161 | 4,333 | 4,321 | 4,098 | White | Gevrai | |
| | | जळगाव जामोद | लाल | 3,789 | 4,000 | 3,114 | 3,475 | Red | Jalgaon Jamod | |

तक्ता क्रमांक / TABLE NO. 29.6 - Contd.

| (1) | (2) | (3) | (4) | (5) | (6) | (7) | (8) | (4) | (3) | (2) |
|-----|----------|------------------------|---------|-------|-------|-------|-------|--------|----------------------------|-----------|
| | | जळगाव जामोद- आसलगाव | लाल | 4,014 | 4,093 | 3,525 | 3,743 | Red | Jalgaon Jamod- Asalgaon | |
| | | जालना | लाल | 3,694 | 3,600 | 3,294 | 3,536 | Red | Jalna | |
| | | जालना | पांढरी | 4,303 | 4,168 | 4,508 | 4,159 | White | Jalna | |
| | | जिंतूर बोरी | लाल | 3,776 | 3,600 | 3,000 | 3,914 | Red | Jintur Bori | |
| | | कळंब | लाल | 3,722 | 3,701 | 3,409 | 3,637 | Red | Kalamb | |
| | | कळंब | पांढरी | 4,096 | 4,039 | 4,021 | 3,887 | White | Kalamb | |
| | | लासलगाव | | 3,661 | 3,476 | 3,000 | 3,284 | | Lasalgaon | |
| | | लासूर स्टेशन | पांढरी | 3,885 | 3,741 | 4,038 | 3,935 | White | Lasur Station | |
| | | लातूर | लाल | 4,421 | 4,386 | 4,404 | 4,150 | Red | Latur | |
| | | माजलगाव | पांढरी | 4,214 | 4,053 | 3,825 | 3,911 | White | Majalgaon | |
| | | मोर्शी | | 4,204 | 4,143 | 4,120 | 4,047 | | Morshi | |
| | | मुरुम | गुज्जर | 4,350 | 4,361 | 4,367 | 4,395 | Gujjar | Murum | |
| | | नंदूरबार | | 3,473 | 3,125 | 3,686 | 3,302 | | Nandurbar | |
| | | नेर परसोपंत | लाल | 4,073 | 4,136 | 3,867 | 3,919 | Red | Ner Parsopant | |
| | | परळी-वैजनाथ | | 4,018 | 3,930 | 3,436 | 3,895 | | Parli-Vaijnath | |
| | | पुसाद | | 4,197 | 4,210 | 3,817 | 4,300 | | Pusad | |
| | | राहुरी-वंबोरी | | 2,519 | 3,226 | 3,685 | 3,251 | | Rahuri-Vambori | |
| | | रावर | लाल | 3,628 | 3,451 | 3,254 | 3,281 | Red | Raver | |
| | | सैलू | पांढरी | 4,135 | 4,239 | 3,438 | 3,969 | White | Sailu | |
| | | संग्रामपूर | | 3,675 | 3,641 | 3,270 | 3,500 | | Sangrampur | |
| | | सावनेर | | 4,004 | 3841 | 3,363 | 3,673 | | Savner | |
| | | शिरपूर | लाल | 3,317 | 2,992 | 3,859 | 3,563 | Red | Shirpur | |
| | | शिरूर | नं.2 | 2,767 | 3,200 | 3,413 | 3,235 | No.2 | Shirur | |
| | | तुमसर | स्थानिक | 3,909 | 3,568 | 3,725 | 3,751 | Local | Tumsar | |
| | | वर्धा | स्थानिक | 4,110 | 4,097 | 3,650 | 4,050 | Local | Wardha | |
| | | वाशिम | लाल | 4,177 | 4,159 | 4,039 | 4,150 | Red | Washim | |
| 5 | भूईमुग | चाळीसगाव | एसबी-११ | 4,195 | 4,080 | 3,717 | -- | SB-11 | Chalisgaon | Groundnut |
| | | धुळे | एसबी-११ | 4,164 | 4,012 | 4,197 | 3,244 | SB-11 | Dhule | |
| | | धुळे | ओएलआय | 2,250 | 2,440 | 4,060 | -- | OLI | Dhule | |
| | | दोंडाईचा | | 4,115 | 3,672 | 3,791 | -- | | Dondaicha | |
| | | जळगाव जामोद | एसबी-११ | 3,788 | 3,140 | 3,117 | 2,350 | SB-11 | Jalgaon Jamod | |
| | | काटोल | स्थानिक | -- | 3,334 | 3,583 | 2,825 | Local | Katol | |
| | | लासलगाव | | 3,878 | -- | 3,088 | 2,560 | | Lasalgaon | |
| | | नांदगाव | स्थानिक | -- | 3,243 | 3,313 | 3,018 | Local | Nandgaon | |
| | | नंदूरबार | | 3,181 | 3,455 | 3,549 | -- | | Nandurbar | |
| | | सावनेर | | 3,266 | 2,329 | 3,011 | -- | | Savner | |
| | | शिरपूर | एसबी-११ | 4,222 | 3,990 | 3,785 | 3,264 | SB-11 | Shirpur | |
| | | शिरूर | | 3,775 | 3,508 | 2,500 | -- | | Shirur | |
| 6 | करडई | अहमदपूर | स्थानिक | 3,456 | 3,134 | -- | -- | Local | Ahmedpur | Safflower |
| | | औसा | पांढरी | 3,636 | 3,351 | 3,101 | -- | White | Ausa | |
| | | जालना | स्थानिक | 3,504 | 3,350 | 3,237 | 2,904 | Local | Jalna | |
| | | जिंतूर | पांढरी | -- | 3,115 | 3,100 | -- | White | Jintur | |
| | | कळंब | पांढरी | -- | 3,286 | 3,108 | 2,725 | White | Kalamb | |
| | | केज | स्थानिक | -- | -- | 3,000 | 3,085 | Local | Kej | |
| | | लातूर | पांढरी | 3,809 | -- | -- | 2,983 | White | Latur | |
| | | माजलगाव | बोल्ड | -- | 3,175 | 3,400 | -- | Bold | Majalgaon | |
| | | मुरुम | पांढरी | -- | 3,506 | -- | 2,957 | White | Murum | |
| | | पूर्णा | स्थानिक | 3,401 | 3,062 | -- | -- | Local | Purna | |
| | | सिल्लोड-भराडी | पांढरी | -- | 3,225 | 3,025 | -- | White | Sillod-Bharadi | |
| 7 | सूर्यफूल | औसा | स्थानिक | 3,317 | 3,188 | 3,201 | -- | Local | Ausa | Sunflower |
| | | बारामती | मॉडर्न | 3,200 | 2,751 | -- | -- | Modern | Baramati | |
| | | बारशी-वैराग | | -- | 2,876 | 3,000 | 3,000 | | Barshi-Vairag | |
| | | कळंब | बोल्ड | 3,195 | 3,182 | 3,111 | 3,246 | Bold | Kalamb | |
| | | करमाळा | | -- | 3,100 | 3,300 | -- | | Karmala | |
| | | खामगाव | मॉडर्न | -- | -- | 3,471 | 3,150 | Modern | Kamgaon | |

तक्ता क्रमांक / TABLE NO. 29.6 - Contd.

| (1) | (2) | (3) | (4) | (5) | (6) | (7) | (8) | (4) | (3) | (2) |
|-----------|--------------|------------------|---------|-------|-------|-------|------|-----------|-------------------|-----------------|
| | | किल्ले धरूर | काळे | 3,350 | -- | 3,100 | -- | Black | Kille Dharur | |
| | | लासलगाव | | 4,876 | 6,301 | 3,013 | 4301 | | Lasalgaon | |
| | | लातूर | | 3,518 | -- | -- | 3581 | | Latur | |
| | | नंदूरबार | | 3,585 | 3,400 | 4,554 | 4419 | | Nandurbar | |
| | | शेगाव | काळे | -- | 2,725 | 3,476 | 3000 | Black | Shegaon | |
| 8 | गुळ | अहमदनगर | | 3,200 | -- | 2,825 | 2633 | | Ahmednagar | Jaggery |
| | | बारामती | नं.२ | 3,221 | 3,333 | 2,751 | 3175 | No.2 | Baramati | |
| | | चाळीसगाव | पिवळा | 3,021 | 3,013 | -- | -- | Yellow | Chalisingaon | |
| | | गडहिंगलज | पिवळा | 3,198 | 2,974 | 2,643 | 2525 | Yellow | Gadhinglaj | |
| | | जळगाव | | 3,118 | 3,049 | 2,968 | 2735 | | Jalgaon | |
| | | जालना | पिवळा | 3,127 | 3,211 | 2,780 | 2733 | Yellow | Jalna | |
| | | जालना | तांबूस | 2,906 | 3,065 | 2,559 | 2577 | Copper | Jalna | |
| | | कळंब | तांबूस | 2,682 | 2,700 | 2,350 | 2216 | Copper | Kalamb | |
| | | मुंबई | स्थानिक | -- | -- | 3,380 | 3200 | Local | Mumbai | |
| | | फलटन | स्थानिक | -- | 3,024 | 2,700 | 2683 | Local | Phaltan | |
| | | सांगली | स्थानिक | -- | 3,281 | 3,001 | 2940 | Local | Sangli | |
| | | सोलापूर | पिवळा | 3,057 | -- | 2,840 | 2574 | Yellow | Solapur | |
| | | तुमसर | स्थानिक | 2,982 | 3,209 | 2,711 | 2490 | Local | Tumsar | |
| 9 | बटाटे | अहमदनगर | | 1,170 | 1,004 | 1,256 | 925 | | Ahmednagar | Potatoes |
| | | अमरावती | स्थानिक | -- | 1,125 | 1,381 | 967 | Local | Amravati | |
| | | औरंगाबाद | | -- | 885 | 1,626 | 1065 | | Aurangabad | |
| | | जळगाव | | 1,108 | 988 | 1,562 | 1158 | | Jalgaon | |
| | | जुन्नर | स्थानिक | -- | 933 | 870 | 247 | Local | Junnar | |
| | | जुन्नर-ओतूर | स्थानिक | -- | 109 | 119 | 70 | Local | Junnar - Otur | |
| | | कामठी | स्थानिक | 947 | 1,244 | 1,322 | 1200 | Local | Kamthi | |
| | | कराड | तळेगाव | -- | 1,335 | 1,488 | 1142 | Talegaon | Karad | |
| | | नागपूर | | 1,183 | -- | 1,563 | 1061 | | Nagpur | |
| | | परभणी | | 1,180 | 1,100 | 2,150 | -- | | Parbhani | |
| | | पुणे | स्थानिक | -- | 1,103 | 1,781 | 1219 | Local | Pune | |
| | | पुणे-खडकी | स्थानिक | -- | 1,350 | 1,360 | 973 | Local | Pune-Khadki | |
| | | सातारा | | 1,363 | 1,094 | 1,888 | 1261 | | Satara | |
| | | श्रीरामपूर | | 862 | 940 | 1,632 | 1065 | | Shrirampur | |
| 10 | कांदा | औरंगाबाद | | 1,074 | 2,953 | 971 | 586 | | Aurangabad | Onion |
| | | बारामती | लाल | -- | 3,525 | 1,275 | 700 | Red | Baramati | |
| | | बारशी | | 888 | 3,010 | 859 | 468 | | Barshi | |
| | | धुळे | लाल | 1,232 | 4,256 | 1,204 | 657 | Red | Dhule | |
| | | धुळे | पांढरा | 1,352 | 4,850 | 1,738 | 594 | White | Dhule | |
| | | जळगाव | लाल | 1,164 | 3,370 | 1,119 | 661 | Red | Jalgaon | |
| | | जामखेड | स्थानिक | -- | 2,686 | 1,064 | 525 | Local | Jamkhed | |
| | | जुन्नर | उन्हाळी | -- | 3,800 | 942 | 299 | Summer | Junnar | |
| | | जुन्नर (अलेफाटा) | चिंचवड | 1,388 | 4,600 | 1,332 | 808 | Chinchwad | Junnar (AlePhata) | |
| | | जुन्नर-ओतूर | उन्हाळी | -- | 225 | 117 | 47 | Summer | Junnar-Otur | |
| | | कामठी | स्थानिक | 924 | 2,641 | 1,542 | 1167 | Local | Kamthi | |
| | | कराड | हलवा | -- | 3,720 | 1,613 | 833 | Halwa | Karad | |
| | | कोरेगाव | | 1,000 | 3,757 | 505 | 1050 | | Koregaon | |
| | | कुर्डुवाडी | | 1,050 | 11 | 1,321 | 317 | | Kurdwadi | |
| | | लासलगाव | लाल | -- | 1,834 | 1,325 | 726 | Red | Lasalgaon | |
| | | लासलगाव | उन्हाळी | 1,390 | 4,559 | 5,050 | 840 | Summer | Lasalgaon | |
| | | लोनांद | उन्हाळी | 1,521 | 3,725 | 1,306 | 725 | Summer | Lonand | |
| | | लोनांद | लाल | -- | 2,950 | 1,106 | -- | Red | Lonand | |
| | | मनमाड | उन्हाळी | 1,396 | 4,653 | 1,180 | 808 | Summer | Manmad | |
| | | मनमाड | लाल | -- | -- | 1,267 | 814 | Red | Manmad | |
| | | नागपूर | पांढरा | 1,567 | 3,400 | 1,512 | 958 | White | Nagpur | |
| | | नागपूर | लाल | 1,374 | 3,250 | 1,410 | 912 | Red | Nagpur | |
| | | पाथर्डी | लाल | 1,501 | 3,733 | 1,083 | 613 | Red | Pathardi | |
| | | रहाटा | | 1,310 | 4,270 | 1,277 | 768 | | Rahata | |

तक्ता क्रमांक / TABLE NO. 29.6 - Contd.

| (1) | (2) | (3) | (4) | (5) | (6) | (7) | (8) | (4) | (3) | (2) |
|-----|-------|-----------------|-----------|--------|-------|--------|--------|--------------|------------------|----------|
| | | राहुरी - वंबोरी | | 1,038 | 2,838 | 967 | 517 | | Rahuri - Vambori | |
| | | सातारा | | 1,406 | 4,711 | 1,288 | 772 | | Satara | |
| | | शिरपूर | लाल | 1,036 | 4,082 | 1,456 | 928 | Red | Shirpur | |
| | | शिरपूर | पांढरा | 1,000 | 2,850 | 1,334 | 817 | White | Shirpur | |
| | | सिन्नर | | 1,346 | 4,594 | 1,213 | 743 | | Sinner | |
| 11 | मिरची | आंजणगाव सुर्जी | स्थानिक | -- | 6,500 | 8,400 | 9,000 | Local | Anjangaon Surji | Chillies |
| | | अरमोरी | स्थानिक | 9,513 | -- | 9,785 | 7,811 | Local | Armori | |
| | | भिवापूर | संकरित | -- | 3,833 | 4,000 | 5,000 | Hybrid | Bhiwapur | |
| | | धुळे | स्थानिक | -- | 4,700 | 3,791 | 1,217 | Local | Dhule | |
| | | धुळे | संकरित | -- | -- | 8,038 | 6,000 | Hybrid | Dhule | |
| | | दोंडाईचा | | 3,663 | -- | 2,114 | 1,874 | | Dondaicha | |
| | | गडहिंगलज | शंकेश्वरी | 4,000 | -- | 25,638 | 11,800 | Shankeshwari | Gadhinglaj | |
| | | कोल्हापूर | | 32,813 | 9,920 | 24,538 | 33,152 | | Kolhapur | |
| | | मंडळ | स्थानिक | -- | 3,094 | 3,487 | 3,171 | Local | Mandhal | |
| | | नागपूर | | 4,818 | -- | 6,250 | 6,308 | | Nagpur | |
| | | नंदुरबार | | -- | 6,150 | 2,465 | 2,264 | | Nandurbar | |
| | | सांगली | स्थानिक | 6,917 | 7,079 | 8,307 | -- | Local | Sangli | |
| | | शिरपूर | संकरित | 4,937 | 3,500 | 1,891 | 1,589 | Hybrid | Shirpur | |
| | | सोलापूर | स्थानिक | 5,800 | -- | 7,125 | 6,491 | Local | Solapur | |

आधार : पणन उपसंचालक, महाराष्ट्र शासन, मुंबई.

Source- Deputy Director of Marketing, Govt. of Maharashtra, Mumbai.

29. किमती आणि निर्देशांक / PRICES AND INDICES
तक्ता क्रमांक / TABLE NO. 29.7
सोने व चांदी यांच्या मुंबई बाजारातील किमती / Prices of Gold and Silver in Mumbai Market
(2013-14)

(₹/₹)

| वर्ष / महिना Year / Month | तयार सोने (10 ग्रॅमची किमती) * Gold (Spot) per 10 gms. | | | तयार चांदी (दर किलोग्रामची किमती) # Silver (Spot) per Kilogram | | |
|------------------------------|---|-----------------|---|---|-----------------|---|
| | कमाल Highest | किमान Lowest | सरासरी बंद भाव Average of closing quotations | कमाल Highest | किमान Lowest | सरासरी बंद भाव Average of closing quotations |
| (1) | (2) | (3) | (4) | (5) | (6) | (7) |
| 1961-62 | 126 | 116 | 122 | 220 | 197 | 206 |
| 1970-71 | 198 | 178 | 185 | 589 | 484 | 537 |
| 1980-81 | 1,730 | 1,305 | 1,522 | 2,955 | 2,075 | 2,617 |
| 1990-91 | 3,580 | 3,270 | 3,452 | 7,051 | 6,260 | 6,761 |
| 2000-01 | N.A. | N.A. | 4,474 | N.A. | N.A. | 7,868 |
| 2010-11 | 20,842 | 16,679 | 19,238 | 54,330 | 28,027 | 37,315 |
| 2011-12 | 28,563 | 21,470 | 25,722 | 65,269 | 53,496 | 57,311 |
| 2012-13 | 31,673 | 28,563 | 30,164 | 62,132 | 53,061 | 57,602 |
| 2013-14 | 30,740 | 26,769 | 29,190 | 52,251 | 41,634 | 46,637 |
| एप्रिल / April 2013 | ... | ... | 27,743 | ... | ... | 48,845 |
| मे / May 2013 | ... | ... | 26,769 | ... | ... | 45,037 |
| जून / June 2013 | ... | ... | 27,178 | ... | ... | 43,664 |
| जुलै / July 2013 | ... | ... | 26,928 | ... | ... | 41,634 |
| ऑगस्ट / August 2013 | ... | ... | 30,216 | ... | ... | 48,807 |
| सप्टेंबर / September 2013 | ... | ... | 30,473 | ... | ... | 52,251 |
| ऑक्टोबर / October 2013 | ... | ... | 30,710 | ... | ... | 49,513 |
| नोव्हेंबर / November 2013 | ... | ... | 30,740 | ... | ... | 47,877 |
| डिसेंबर / December 2013 | ... | ... | 29,904 | ... | ... | 44,534 |
| जानेवारी / January 2014 | ... | ... | 29,582 | ... | ... | 45,121 |
| फेब्रुवारी / February 2014 | ... | ... | 30,211 | ... | ... | 46,383 |
| मार्च / March 2014 | ... | ... | 29,832 | ... | ... | 45,978 |

टीप:- *(१) तयार सोन्याच्या किमती २७ ऑगस्ट १९६३ पर्यंत शुद्ध सोन्याच्या होत्या. त्यानंतर ९ नोव्हेंबर, १९६६ पर्यंत १४ कॅरेट सोन्याच्या आणि १० जुलै, १९६७ पासून प्रमाणित सोन्याच्या आहेत.

(२) या तयार चांदीच्या किमती ०.९९६ पेक्षा कमी शुद्ध चांदीच्या आहेत.

Note:- (1) Spot prices relate to gold bullion upto 27th August 1963, 14 carat gold upto 9th November 1966 and to standard gold from 10th July, 1967

(2) Spot Prices relate to below 0.996 fineness.

N.A. -- उपलब्ध नाही / Not Available

आधार:- भारतीय रिझर्व बँक, मुद्रा व वित्त अहवाल, भाग-2. 2014

Source:-Handbook of Statistics on Indian Economy, Reserve Bank of India, Part 2, 2014

29. किंमती आणि निर्देशांक / PRICES AND INDICES
तक्ता क्रमांक / TABLE NO. 29.8
महाराष्ट्रातील शेतमजुरांकरिता ग्राहक किंमती निर्देशांक /
Consumer Price Index for Agricultural Labourers in Maharashtra
(2013-14)

(पायाभूत वर्ष 1986-87 = 100)

(Base year 1986-87 = 100)

| वर्ष / महिना Year / Month (1) | अन्नगट निर्देशांक Food Index (2) | सर्वसाधारण निर्देशांक General Index (3) |
|-------------------------------------|--|---|
| 2000-01 | 316 | 305 |
| 2005-06 | 365 | 362 |
| 2010-11 | 633 | 600 |
| 2011-12 | 704 | 676 |
| 2012-13 | 770 | 744 |
| 2013-14 | 818 | 793 |
| एप्रिल / April 2013 | 787 | 764 |
| मे / May 2013 | 798 | 773 |
| जून / June 2013 | 815 | 785 |
| जुलै / July 2013 | 826 | 793 |
| ऑगस्ट / August 2013 | 843 | 808 |
| सप्टेंबर / September 2013 | 843 | 809 |
| ऑक्टोबर / October 2013 | 837 | 805 |
| नोव्हेंबर / November 2013 | 838 | 806 |
| डिसेंबर / December 2013 | 822 | 797 |
| जानेवारी / January 2014 | 800 | 787 |
| फेब्रुवारी / February 2014 | 798 | 787 |
| मार्च / March 2014 | 810 | 797 |

आधार: - श्रम मंत्रालय, भारत सरकार, सिमला

Source:- Ministry of Labour Bureau, Government of India, Simla.

29. किंमती आणि निर्देशांक / PRICES AND INDICES
तक्ता क्रमांक / TABLE NO. 29.9
महाराष्ट्रातील नागरी विभागातील किरकोळ किंमतींचा गटवार निर्देशांक /
Retail Price Index For Urban Maharashtra By Group of Commodities
(2013-14)

(पायाभूत वर्ष 2003 = 100)

(Base year 2003 = 100)

| महिना / वर्ष Month and Year (1) | गट / Groups | | | | | |
|---------------------------------------|---------------------|--|--|--|--------------------------------------|---|
| | अन्न Food (2) | पान, सुपारी तंबाखू इ. Pan, Supari, Tobacco, etc. (3) | इंधन व दिवाबत्ती Fuel and Lighting (4) | कापड, बिछाना पादत्राणे Clothing, Bedding and footwear (5) | संकीर्ण Miscella- neous (6) | सर्वसाधारण निर्देशांक General Index (7) |
| 2000-2001 | 420.99 | 593.97 | 380.15 | 518.34 | 453.68 | 437.76 |
| 2005-2006 | 109 | 107 | 107 | 103 | 107 | 108 |
| 2010-2011 | 186 | 169 | 278 | 118 | 143 | 175 |
| 2011-2012 | 201 | 205 | 297 | 127 | 154 | 189 |
| 2012-2013 | 224 | 233 | 349 | 132 | 160 | 208 |
| 2013-2014 | 248 | 262 | 396 | 137 | 175 | 230 |
| एप्रिल / April 2013 | 234 | 250 | 367 | 135 | 170 | 218 |
| मे / May 2013 | 242 | 255 | 367 | 135 | 171 | 222 |
| जून / June 2013 | 250 | 258 | 368 | 136 | 172 | 226 |
| जुलै / July 2013 | 258 | 259 | 368 | 136 | 173 | 231 |
| ऑगस्ट / August 2013 | 259 | 260 | 368 | 136 | 175 | 232 |
| सप्टेंबर / September 2013 | 254 | 262 | 424 | 136 | 175 | 236 |
| ऑक्टोबर / October 2013 | 255 | 264 | 424 | 137 | 176 | 236 |
| नोव्हेंबर / November 2013 | 262 | 265 | 424 | 138 | 176 | 240 |
| डिसेंबर / December 2013 | 247 | 266 | 425 | 138 | 177 | 233 |
| जानेवारी / January 2014 | 243 | 268 | 424 | 138 | 178 | 232 |
| फेब्रुवारी / February 2014 | 232 | 268 | 426 | 138 | 179 | 227 |
| मार्च / March 2014 | 234 | 269 | 370 | 139 | 179 | 222 |

आधार : अर्थ व सांख्यिकी संचालनालय, महाराष्ट्र शासन, मुंबई.

Source : Directorate of Economics and Statistics, Govt. of Maharashtra, Mumbai.

29. किंमती आणि निर्देशांक / PRICES AND INDICES

तक्ता क्रमांक / TABLE NO. 29.10

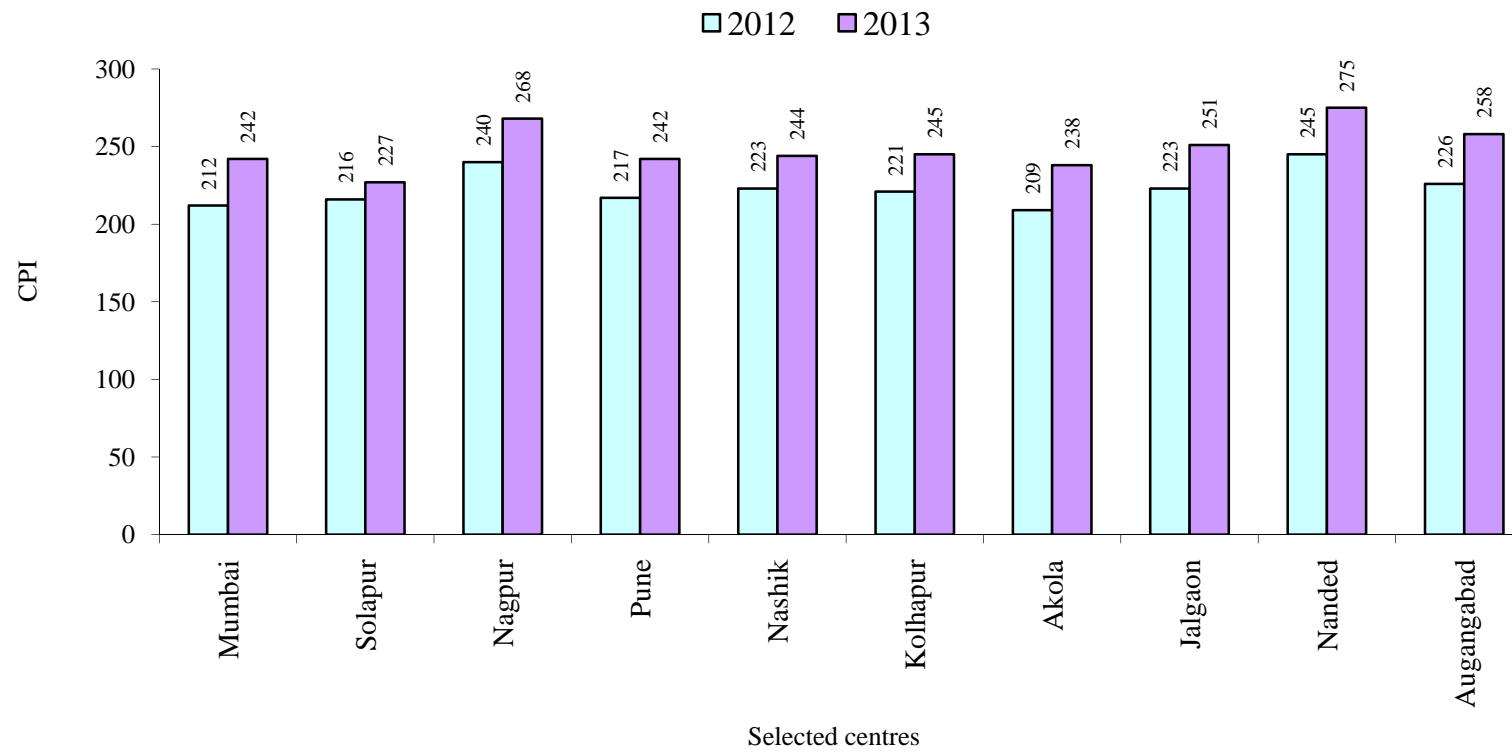
महाराष्ट्रातील ग्रामीण विभागातील किरकोळ किंमतींचा गटवार निर्देशांक /
Retail Price Index For Rural Maharashtra By Group of Commodities
(2013-14)(पायाभूत वर्ष 2003 = 100)
(Base year 2003 = 100)

| महिना / वर्ष Month and Year | गट / Groups | | | | | |
|--------------------------------|--------------|---|---|---|--------------------------|--|
| | अन्न Food | पान, सुपारी तंबाखू इ. Pan, Supari, Tobacco, etc. | इंधन व दिवाबत्ती Fuel and Lighting | कापड, बिछाना पादत्राणे Clothing, Bedding and footwear | संकीर्ण Miscellaneous | सर्वसाधारण निर्देशांक General Index |
| (1) | (2) | (3) | (4) | (5) | (6) | (7) |
| 2000-2001 | 414.87 | -- | 405.03 | 379.82 | 502.68 | 431.24 |
| 2005-2006 | 109 | 109 | 108 | 103 | 105 | 107 |
| 2010-2011 | 184 | 174 | 297 | 114 | 150 | 181 |
| 2011-2012 | 201 | 189 | 205 | 297 | 127 | 154 |
| 2012-2013 | 222 | 243 | 383 | 125 | 172 | 218 |
| 2013-2014 | 242 | 264 | 434 | 131 | 192 | 241 |
| एप्रिल / April 2013 | 231 | 256 | 410 | 129 | 189 | 231 |
| मे / May 2013 | 237 | 256 | 409 | 129 | 190 | 234 |
| जून / June 2013 | 242 | 261 | 408 | 130 | 191 | 237 |
| जुलै / July 2013 | 249 | 262 | 414 | 130 | 192 | 242 |
| ऑगस्ट / August 2013 | 256 | 265 | 412 | 131 | 191 | 245 |
| सप्टेंबर / September 2013 | 251 | 263 | 456 | 131 | 191 | 247 |
| ऑक्टोबर / October 2013 | 252 | 263 | 459 | 131 | 191 | 248 |
| नोव्हेंबर / November 2013 | 252 | 266 | 456 | 132 | 192 | 248 |
| डिसेंबर / December 2013 | 244 | 268 | 456 | 132 | 193 | 244 |
| जानेवारी / January 2014 | 237 | 273 | 457 | 132 | 196 | 242 |
| फेब्रुवारी / February 2014 | 226 | 270 | 459 | 132 | 195 | 236 |
| मार्च / March 2014 | 227 | 270 | 415 | 132 | 194 | 231 |

आधार : अर्थ व सांख्यिकी संचालनालय, महाराष्ट्र शासन, मुंबई.

Source : Directorate of Economics and Statistics, Govt. of Maharashtra, Mumbai.

Table No. 29.4
Consumer Price Indices Numbers for the Working Class



३०.पंचवार्षिक योजना

३०.१ राज्य योजना व केंद्र पुरस्कृत योजना यासंबंधीची पंचवार्षिक योजनेची माहिती या विभागात दिलेली आहे.

30. FIVE-YEAR PLAN

30.1. Data on State Plan and Centrally sponsored programmes in various Five-Year Plans are presented in this section

30. पंचवार्षिक योजना /FIVE-YEAR PLAN

तक्ता क्रमांक. /Table No.30.1

पंचवार्षिक व वार्षिक योजनेतील तरतूद आणि खर्च / Outlay and Expenditure Under Five Year Annual Plan
(2013-14)

(₹ कोटीत / ₹ In crores)

| अ.क्र. Sr.No. | विकासाचे शिर्ष | ११ वी योजना 11th Plan (2007-2012) | | वार्षिक योजना Annual Plan (2011-12) | | १२ वी योजना 12th Plan (2012-2017) | | वार्षिक योजना Annual Plan (2012-13) | | वार्षिक योजना Annual Plan (2013-14) | | Head of Development (2) |
|------------------|----------------------------------|---|---|---|---|---|--|---|---|---|---|------------------------------------|
| | | खर्च Expenditure | एकूण खर्चाशी टक्केवारी Percentage to total expenditure | खर्च Expenditure | एकूण खर्चाशी टक्केवारी Percentage to total expenditure | प्रक्षेपित तरतूद Projected Outlay | एकूण (७) शी टक्केवारी Percentage to total expenditure | खर्च Expenditure | एकूण खर्चाशी टक्केवारी Percentage to total expenditure | खर्च Expenditure | एकूण खर्चाशी टक्केवारी Percentage to total expenditure | |
| (1) | (2) | (3) | (4) | (5) | (6) | (7) | (8) | (9) | (10) | (11) | (12) | (2) |
| 1 | कृषी व संलग्न सेवा | 9,713.49 | 5.90 | 2,840.64 | 7.53 | 21,917.16 | 7.97 | 3,531.25 | 9.85 | 3,657.26 | 9.61 | Agriculture and allied services |
| 2 | ग्राम विकास | 5,153.94 | 4.09 | 1,521.7 | 4.04 | 9,089.07 | 3.31 | 1,498.67 | 4.18 | 1,422.78 | 3.74 | Rural development |
| 3 | विशेष क्षेत्र विकास कार्यक्रम | 766.62 | 0.64 | 138.31 | 0.37 | 1,140.70 | 0.41 | 124.02 | 0.35 | 158.86 | 0.42 | Special area development programme |
| 4 | पाटबंधारे व पूरनियंत्रण | 34,664.12 | 20.80 | 6,819.92 | 18.09 | 47,990.34 | 17.45 | 6,455.64 | 18.00 | 6,743.07 | 17.72 | Irrigation and flood control |
| 5 | विद्युत विकास | 9,709.34 | 7.21 | 2,301.48 | 6.10 | 20,694.87 | 7.53 | 2,371.84 | 6.61 | 3,353.06 | 8.81 | Power development |
| 6 | उद्योग व खनिजे | 944.77 | 0.55 | 240.22 | 0.64 | 2,174.94 | 0.79 | 190.04 | 0.53 | 157.79 | 0.41 | Industry and minerals |
| 7 | वाहतूक व दळणवळण | 16,610.98 | 11.40 | 4,789.82 | 12.70 | 33,854.78 | 12.31 | 4,255.53 | 11.86 | 5,260.52 | 13.83 | Transport and communications |
| 8 | वैज्ञानिक, तंत्रज्ञान व पर्यावरण | 55.1 | 0.08 | 18.67 | 0.05 | 168.75 | 0.06 | 474.08 | 1.32 | 26.94 | 0.07 | Science, technology & environment |
| 9 | सर्वसाधारण आर्थिक सेवा | 2,417.52 | 1.92 | 675.71 | 1.79 | 3,364.45 | 1.22 | 643.97 | 1.80 | 831.85 | 2.19 | General economic services |
| 10 | सामाजिक व सामूहिक सेवा | 55,073.84 | 43.13 | 17,090.28 | 45.32 | 1,22,776.36 | 44.65 | 15,113.58 | 42.14 | 15,211.65 | 39.98 | Social and community services |
| 11 | सामान्य सेवा | 2,707.01 | 2.27 | 1,126.65 | 2.99 | 10,988.63 | 4.00 | 1,197.56 | 3.34 | 979.74 | 2.58 | General services |
| 12 | इतर कार्यक्रम | 711.17 | 2.00 | 144.53 | 0.38 | 839.96 | 0.31 | 10.35 | 0.03 | 244.49 | 0.64 | Other programmes |
| | एकूण | 1,38,527.90 | 100.00 | 37,707.94 | 100.00 | 2,75,000.00 | 100.00 | 35,866.53 | 100.00 | 38,048.01 | 100.00 | Total |

आधार:- वार्षिक योजना २०१३-१४ व २०१४-१५ भाग-२, नियोजन विभाग, मंत्रालय, मुंबई.

Source:- Annual Plan 2013-14 and 2014-15 Part-II, Planning Department, Mantralaya Mumbai.

30. पंचवार्षिक योजना / FIVE YEAR PLANS

तक्ता क्रमांक / TABLE No. 30.2

राज्य / केंद्रशासित प्रदेशांची पहिल्या (१९५१-५६) ते बाराव्या पंचवार्षिक (२०१२-१७) योजनेतील दरडोई प्रस्तावित तरतूद / खर्च /
Per Capita Plan Outlay/ Expenditure of States/ U.T.s from First (1951-56) to Twelfth Five Year Plan (2012-17)
(2013-14)

(₹ कोटीत / ₹ In crores)

| अ.क्र. Sr.No. | राज्य / केंद्रशासित प्रदेश | पहिली योजना 1st Plan (1951-56) | | दुसरी योजना 2nd Plan (1956-61) | | तिसरी योजना 3rd Plan (1961-1966) | | वार्षिक योजना Annual Plans (1966-69) | | State/Union Territories |
|------------------|-------------------------------|--------------------------------------|----------------------------|--------------------------------------|----------------------------|--|----------------------------|--|-----------------------------|--------------------------------|
| | | तरतूद Outlay (3) | खर्च Expenditure (4) | तरतूद Outlay (5) | खर्च Expenditure (6) | तरतूद Outlay (7) | खर्च Expenditure (8) | तरतूद Outlay (9) | खर्च Expenditure (10) | |
| | | | | | | | | | | (2) |
| I. | खास दर्जा असलेली राज्य | | | | | | | | | Special Category States |
| 1. | अरुणाचल प्रदेश | 4.21 (139) | 2.31 (76) | 9.51 (293) | 3.74 (115) | 7.15 (199) | 7.32 (203) | 8.57 (209) | 7.79 (190) | Arunachal Pradesh |
| 2. | आसाम | 21.67 (26) | 28.00 (34) | 57.94 (61) | 63.15 (66) | 120.00 (104) | 132.24 (115) | 89.25 (69) | 87.12 (67) | Assam |
| 3. | हिमाचल प्रदेश | 5.70 (23) | 4.99 (20) | 14.72 (55) | 16.97 (64) | 27.93 (96) | 33.85 (116) | 40.22 (127) | 39.88 (126) | Himachal Pradesh |
| 4. | जम्मू आणि काश्मिर | 12.74 (39) | 13.00 (39) | 33.92 (99) | 26.82 (78) | 75.00 (202) | 61.24 (165) | 60.99 (148) | 59.28 (144) | Jammu and Kashmir |
| 5. | मणिपूर | 1.55 (25) | 1.08 (18) | 6.25 (89) | 6.22 (88) | 12.88 (155) | 12.82 (154) | 10.14 (107) | 7.20 (76) | Manipur |
| 6. | मेघालय | @ | @ | @ | @ | @ | @ | @ | @ | Meghalaya |
| 7. | मिझोराम | @ | @ | @ | @ | @ | @ | @ | @ | Mizoram |
| 8. | नागालँड | @ | @ | @ | @ | 7.15 (180) | 10.79 (271) | 17.36 (382) | 15.98 (352) | Nagaland |
| 9. | सिक्कीम | @ | @ | @ | @ | @ | @ | @ | @ | Sikkim |
| 10. | त्रिपुरा | 2.29 (32) | 1.62 (23) | 8.47 (88) | 9.41 (98) | 16.32 (132) | 15.51 (126) | 14.00 (100) | 11.44 (82) | Tripura |
| | एकूण (I) | 48.16 (29) | 51.00 (30) | 130.81 (69) | 126.31 (66) | 266.43 (120) | 273.77 (123) | 240.53 (97) | 228.69 (92) | Total (I) |

तक्ता क्रमांक / Table No. 30.2 contd...

| (1) | (2) | (3) | (4) | (5) | (6) | (7) | (8) | (9) | (10) | (2) |
|------------|--------------------------------|-----------------------|-------------------------|-------------------------|-------------------------|-------------------------|-------------------------|-------------------------|-------------------------|------------------------------------|
| II. | खास दर्जा नसलेली राज्ये | | | | | | | | | Non-Special Category States |
| 1. | आंध्र प्रदेश | 114.14 (36) | 107.00 (33) | 219.19 (64) | 180.64 (53) | 305.00 (82) | 344.78 (92) | 221.03 (55) | 235.62 (59) | Andhra Pradesh |
| 2. | बिहार | 68.67 (17) | 102.00 (25) | 194.22 (44) | 176.87 (40) | 337.04 (70) | 331.74 (69) | 216.50 (42) | 217.37 (42) | Bihar |
| 3. | गोवा | @ | @ | @ | @ | 23.04 (349) | 15.27 (231) | 24.02 (321) | 19.82 (265) | Goa |
| 4. | गुजरात | 30.49 (18) | 99.00 (58) | 55.59 (29) | 146.83 (77) | 235.00 (108) | 237.68 (110) | 204.56 (85) | 207.80 (86) | Gujrat |
| 5. | हरियाण | @ | @ | @ | @ | @ | @ | 50.36 (56) | 84.62 (94) | Haryana |
| 6. | कर्नाटक | 50.92 (25) | 94.00 (47) | 84.37 (38) | 138.72 (62) | 250.00 (102) | 250.69 (102) | 164.64 (62) | 192.15 (72) | Karnataka |
| 7. | केरळ | 31.28 (22) | 44.00 (31) | 71.95 (45) | 79.00 (50) | 170.00 (96) | 181.59 (102) | 128.70 (66) | 144.74 (74) | Kerala |
| 8. | मध्य प्रदेश | 83.68 (31) | 94.00 (35) | 230.19 (76) | 145.50 (48) | 300.00 (88) | 288.35 (85) | 171.17 (46) | 166.82 (44) | Madhya Pradesh |
| 9. | महाराष्ट्र | 159.86 (48) | 125.00 (37) | 266.25 (72) | 214.03 (58) | 390.00 (94) | 433.60 (105) | 384.47 (84) | 388.83 (85) | Maharashtra |
| 10. | ओरिसा | 21.23 (14) | 85.00 (56) | 99.97 (61) | 89.36 (54) | 160.00 (87) | 224.06 (122) | 128.69 (64) | 122.75 (61) | Orissa |
| 11. | पंजाब | 44.62 (47) | 163.00 (173) | 162.68 (157) | 151.43 (146) | 231.39 (200) | 254.23 (220) | 131.58 (105) | 121.85 (97) | Punjab |
| 12. | राजस्थान | 27.28 (16) | 66.00 (40) | 105.27 (56) | 99.86 (53) | 236.00 (112) | 210.59 (100) | 136.21 (59) | 136.60 (59) | Rajasthan |
| 13. | तामिळनाडू | 90.20 (18) | 85.00 (58) | 173.06 (29) | 186.19 (77) | 290.88 (108) | 342.33 (110) | 236.53 (85) | 265.99 (86) | Tamil Nadu |
| 14. | उत्तर प्रदेश | 129.83 (20) | 166.00 (25) | 253.10 (36) | 228.32 (32) | 497.00 (65) | 560.25 (73) | 450.25 (55) | 451.40 (55) | Uttar Pradesh |
| 15. | पश्चिम बंगाल | 76.45 (28) | 154.00 (56) | 153.66 (48) | 155.84 (49) | 250.00 (68) | 300.49 (82) | 179.17 (44) | 161.47 (40) | West Bengal |
| | एकूण (II) | 928.65 (26) | 1,384.00 (39) | 2,069.50 (53) | 1,992.59 (51) | 3,675.35 (85) | 3,975.75 (92) | 2,828.24 (60) | 2,917.83 (62) | Total (II) |
| | एकूण (I+II) | 976.81 (26) | 1,435.00 (39) | 2,200.31 (54) | 2,118.90 (52) | 3,941.78 (87) | 4,249.52 (93) | 3,068.77 (62) | 3,146.52 (63) | Total (I+II) |

तक्ता क्रमांक /Table No. 30.2 contd...

| (1) | (2) | (3) | (4) | (5) | (6) | (7) | (8) | (9) | (10) | (2) |
|-------------|--|---------------|-----------------|-----------------|-----------------|-----------------|-----------------|-----------------|-----------------|---|
| III. | केंद्र शासित प्रदेश | | | | | | | | | Union Territories |
| 1. | अंदमान व निकोबार | 3.83 | 0.83 | 5.92 | 3.62 | 9.79 | 6.17 | 7.05 | 5.29 | Andaman & Nicobar |
| | | (1094) | (237) | (1184) | (724) | (1360) | (857) | (766) | (575) | |
| 2. | चंडिगड | @ | @ | @ | @ | @@ | 9.56 | 3.60 | 2.72 | Chandigarh |
| | | | | | | | (655) | (180) | (136) | |
| 3. | दादरा, नगर आणि हवेली | @ | @ | @ | @ | @@ | 0.25 | 1.29 | 0.71 | Dadra & Nagar Haveli |
| | | | | | | | (41) | (193) | (106) | |
| 4. | दीव व दमण | -- | -- | -- | -- | -- | -- | -- | -- | Daman & Div |
| 5. | दिल्ली | 6.79 | 5.85 | 16.97 | 11.42 | 81.75 | 93.09 | 75.25 | 63.88 | Delhi |
| | | (35) | (30) | (72) | (48) | (283) | (322) | (220) | (187) | |
| 6. | लक्ष्यद्वीप | @ | @ | @ | 0.42 | 0.97 | 0.99 | 1.62 | 0.95 | Lakshadweep |
| | | (25) | (47) | (38) | (62) | (102) | (102) | (62) | (72) | |
| 7. | पाँडेचरी | 0.73 | 0.50 | 4.76 | 3.66 | 6.93 | 6.01 | 6.50 | 5.26 | Pondicherry |
| | | (23) | (15) | (137) | (105) | (180) | (156) | (153) | (124) | |
| | एकूण (III) | 11.35 | 7.18 | 27.65 | 19.12 | 99.44 | 116.07 | 95.31 | 78.81 | Total (III) |
| | | (48) | (30) | (95) | (66) | (278) | (324) | (225) | (186) | |
| | एकूण (I+II+III) | 988.16 | 1,442.18 | 2,227.96 | 2,138.02 | 4,041.22 | 4,365.59 | 3,164.08 | 3,225.33 | Total (I+II+III) |
| | | (26) | (38) | (54) | (52) | (88) | (95) | (63) | (64) | |
| | वापरलेली अंदाजित लोकसंख्या (वर्ष) | 1953 | 1953 | 1958 | 1958 | 1963 | 1963 | 1967 | 1967 | Population Estimates used (year) |

| अ.क्र. Sr.No. | राज्य / केंद्रशासित प्रदेश | चौथी योजना Fourth Plan (1969-74) | | पाचवी योजना Fifth Plan (1974-79) | | वार्षिक योजना Annual Plans (1979-80) | | सहावी योजना Sixth Plan (1980-85) | | State/Union Territories |
|------------------|-------------------------------|--|-------------------------|--|---------------------------|--|-------------------------|--|-----------------------------|--------------------------------|
| | | तरतूद | खर्च | तरतूद | खर्च | तरतूद | खर्च | तरतूद | खर्च | |
| | | Outlay | Expenditure | Outlay | Expenditure | Outlay | Expenditure | Outlay | Expenditure | |
| (1) | (2) | (11) | (12) | (13) | (14) | (15) | (16) | (17) | (18) | (2) |
| I. | खास दर्जा असलेली राज्य | | | | | | | | | Special Category States |
| 1. | अरुणाचल प्रदेश | 17.99 (383) | 21.12 (449) | 63.30 (1,161) | 64.83 (1,190) | 23.41 (391) | 21.78 (364) | 212.00 (3,169) | 223.01 (3,333) | Arunachal Pradesh |
| 2. | आसाम | 223.75 (153) | 198.41 (136) | 473.84 (279) | 428.63 (252) | 155.00 (83) | 159.73 (86) | 1,115.00 (533) | 1,279.79 (612) | Assam |
| 3. | हिमाचल प्रदेश | 101.40 (293) | 113.43 (328) | 238.95 (621) | 235.10 (611) | 73.00 (178) | 79.45 (193) | 560.00 (1,258) | 668.83 (502) | Himachal Pradesh |
| 4. | जम्मू आणि काश्मिर | 158.40 (343) | 162.22 (351) | 362.64 (685) | 376.05 (170) | 118.00 (207) | 123.55 (216) | 900.00 (1,440) | 919.37 (1,471) | Jammu and Kashmir |
| 5. | मणिपूर | 30.25 (283) | 31.15 (291) | 92.86 (747) | 98.90 (796) | 31.00 (229) | 32.53 (241) | 240.00 (1,604) | 243.32 (1,626) | Manipur |
| 6. | मेघालय | 30.00 (376) | 36.24 (359) | 89.53 (770) | 99.07 (852) | 33.00 (261) | 30.70 (242) | 235.00 (1,162) | 259.96 (1,838) | Meghalaya |
| 7. | मिझोराम | -- | 9.30 (282) | 46.59 (1,195) | 48.73 (1,249) | 17.72 (397) | 16.11 (361) | 130.00 (2,421) | 150.09 (2,795) | Mizoram |
| 8. | नागालँड | 40.00 (769) | 38.52 (741) | 83.63 (1,360) | 96.25 (1,565) | 26.05 (371) | 27.68 (394) | 210.00 (2,488) | 229.79 (2,723) | Nagaland |
| 9. | सिक्कीम | @ | @ | 39.64 (1,573) | 40.10 (1,591) | 17.88 (619) | 17.79 (616) | 122.00 (3,567) | 147.80 (4,322) | Sikkim |
| 10. | त्रिपुरा | 34.66 (222) | 34.66 (222) | 69.68 (395) | 75.96 (430) | 28.00 (145) | 29.56 (154) | 245.00 (1,131) | 292.71 (1,351) | Tripura |
| | एकूण (I) | 644.45 (231) | 645.05 (231) | 1,560.66 (486) | 1,563.62 (487) | 523.06 (149) | 538.88 (154) | 3,969.00 (1,016) | 4,414.67 (1,130) | Total (I) |

तक्ता क्रमांक /Table No. 30.2 contd...

| (1) | (2) | (11) | (12) | (13) | (14) | (15) | (16) | (17) | (18) | (2) |
|------------|--------------------------------|---------------------------------|---------------------------------|----------------------------------|----------------------------------|--------------------------------|--------------------------------|----------------------------------|----------------------------------|-----------------------------------|
| II. | खास दर्जा नसलेली राज्ये | | | | | | | | | Non-Special Category State |
| 1. | आंध्र प्रदेश | 420.50 (97) | 425.51 (98) | 1,333.58 (277) | 1,469.18 (305) | 421.50 (82) | 450.32 (88) | 3,100.00 (557) | 3,221.29 (578) | Andhra Pradesh |
| 2. | बिहार | 531.28 (94) | 479.21 (85) | 1,296.06 (207) | 1,187.17 (190) | 356.85 (53) | 320.78 (48) | 3,225.00 (442) | 2,948.71 (404) | Bihar |
| 3. | गोवा | 39.50 (459) | 41.93 (488) | 85.00 (855) | 87.38 (879) | 30.00 (305) | 28.57 (290) | 192.00 (1,687) | 224.42 (1,972) | Goa |
| 4. | गुजरात | 455.00 (170) | 545.02 (204) | 1,185.76 (392) | 1,379.35 (458) | 392.00 (121) | 456.17 (140) | 3,680.00 (1,034) | 3,880.45 (1,091) | Gujrat |
| 5. | हरियाण | 225.00 (224) | 358.26 (357) | 601.34 (527) | 677.18 (593) | 227.00 (184) | 202.96 (165) | 1,800.00 (1,318) | 1,569.47 (1,149) | Hariyana |
| 6. | कर्नाटक | 350.00 (119) | 374.14 (128) | 997.67 (304) | 1,079.83 (329) | 299.00 (85) | 317.60 (90) | 2,265.00 (583) | 2,665.47 (686) | Karnataka |
| 7. | केरळ | 258.40 (121) | 333.35 (156) | 568.96 (242) | 667.71 (284) | 170.00 (69) | 223.87 (90) | 1,550.00 (588) | 1,645.39 (624) | Kerala |
| 8. | मध्य प्रदेश | 383.00 (92) | 475.51 (114) | 1,379.71 (294) | 1,437.39 (307) | 455.00 (91) | 514.83 (103) | 3,800.00 (697) | 3,864.74 (709) | Madhya Pradesh |
| 9. | महाराष्ट्र | 898.12 (178) | 1,004.51 (199) | 2,347.61 (415) | 2,659.11 (471) | 762.50 (126) | 813.36 (135) | 6,175.00 (942) | 6,520.68 (994) | Maharashtra |
| 10. | ओरिसा | 222.60 (101) | 249.34 (114) | 585.02 (241) | 638.00 (263) | 191.00 (75) | 195.01 (76) | 1,500.00 (549) | 1,562.20 (572) | Orissa |
| 11. | पंजाब | 293.56 (217) | 428.47 (316) | 1,013.49 (675) | 940.15 (626) | 260.00 (162) | 269.27 (168) | 1,957.00 (1117) | 1,891.50 (1080) | Punjab |
| 12. | राजस्थान | 302.00 (117) | 308.81 (120) | 709.24 (241) | 867.94 (295) | 275.00 (85) | 290.19 (90) | 2,025.00 (559) | 2,134.64 (589) | Rajasthan |
| 13. | तामिळनाडू | 519.36 (126) | 551.69 (134) | 1,122.32 (248) | 1,149.62 (254) | 307.00 (65) | 370.07 (78) | 3,150.00 (630) | 3,583.50 (717) | Tamil Nadu |
| 14. | उत्तर प्रदेश | 965.00 (109) | 1,162.58 (132) | 2,445.86 (249) | 2,909.48 (296) | 690.00 (65) | 825.52 (78) | 5,850.00 (505) | 6,519.02 (563) | Uttar Pradesh |
| 15. | पश्चिम बंगाल | 322.50 (73) | 363.55 (82) | 1,246.83 (253) | 1,253.23 (255) | 450.00 (86) | 383.21 (73) | 3,500.00 (616) | 2,433.27 (428) | West Bengal |
| | एकूण (II) | 6,185.82 (120) | 7,101.88 (138) | 16,918.45 (295) | 18,402.72 (320) | 5,286.85 (86) | 5,661.73 (92) | 43,769.00 (657) | 44,664.75 (671) | Total (II) |
| | एकूण (I+II) | 6,830.27 (126) | 7,746.93 (143) | 18,479.11 (305) | 19,966.34 (329) | 5,809.91 (90) | 6,200.61 (96) | 47,738.00 (675) | 49,079.42 (694) | Total (I+II) |

तक्ता क्रमांक /Table No. 30.2 contd...

| (1) | (2) | (11) | (12) | (13) | (14) | (15) | (16) | (17) | (18) | (2) |
|-------------|--|-----------------|-----------------|------------------|------------------|-----------------|-----------------|------------------|------------------|---|
| III. | केंद्र शासित प्रदेश | | | | | | | | | Union Territories |
| 1. | अंदमान व निकोबार | 14.00 | 14.70 | 33.72 | 28.40 | 16.03 | 7.17 | 96.60 | 99.30 | Andaman & Nicobar |
| | | (1,273) | (,1336) | (2,278) | (1,919) | (921) | (412) | (4,644) | (4,803) | |
| 2. | चंदिगड | 7.75 | 17.37 | 39.76 | 37.30 | 14.00 | 12.30 | 100.75 | 111.72 | Chandigarh |
| | | (298) | (668) | (1190) | (1117) | (351) | (308) | (1995) | (2212) | |
| 3. | दादरा, नगर आणि हवेली | 2.30 | 2.33 | 9.41 | 8.87 | 3.31 | 3.35 | 23.09 | 30.02 | Dadra & Nagar Haveli |
| | | (329) | (333) | (1094) | (1031) | (345) | (349) | (2099) | (2729) | |
| 4. | दीव व दमण | ** | ** | ** | ** | ** | ** | ** | ** | Daman & Div |
| 5. | दिल्ली | 162.65 | 155.10 | 316.01 | 341.06 | 108.00 | 87.99 | 800.00 | 1042.09 | Delhi |
| | | (400) | (381) | (630) | (680) | (189) | (154) | (1,183) | (1,542) | |
| 6. | लक्ष्यद्वीप | 2.00 | 1.90 | 6.23 | 5.14 | 3.00 | 1.73 | 20.35 | 28.25 | Lakshadweep |
| | | (667) | (633) | (1,731) | (1,428) | (750) | (432) | (4,845) | (6,726) | |
| 7. | पाँडेचरी | 12.50 | 14.37 | 34.04 | 34.56 | 11.57 | 10.85 | 71.54 | 98.96 | Pondicherry |
| | | (266) | (306) | (635) | (645) | (200) | (187) | (1,128) | (1,561) | |
| | एकूण (III) | 201.20 | 205.77 | 439.17 | 455.33 | 155.91 | 123.39 | 1,112.33 | 1,410.34 | Total (III) |
| | | (402) | (411) | (714) | (740) | (220) | (175) | (1,347) | (1,708) | |
| | एकूण (I+II+III) | 7,031.47 | 7,952.70 | 18,918.28 | 20,421.67 | 5,965.82 | 6,324.00 | 48,850.33 | 50,489.76 | Total (I+II+III) |
| | | (128) | (145) | (309) | (333) | (91) | (97) | (683) | (706) | |
| | वापरलेली अंदाजित लोकसंख्या (वर्ष) | 1971 | 1971 | 1976 | 1976 | 1979 | 1979 | 1983 | 1983 | Population Estimates used (year) |

| अ.क्र. Sr.No. | राज्य / केंद्रशासित प्रदेश | सातवी योजना Seventh Plan (1985-90) | | वार्षिक योजना Annual Plans (1991-92) | | आठवी योजना Eighth Plan (1992-97) | | नववी योजना Ninth Plan (1997-2002) | | State/Union Territories |
|------------------|--------------------------------|--|----------------------------|--|---------------------------|--|-------------|---|-----------------------------|-----------------------------------|
| | | तरतूद | खर्च | तरतूद | खर्च | तरतूद | खर्च | तरतूद | खर्च | |
| | | Outlay | Expenditure | Outlay | Expenditure | Outlay | Expenditure | Outlay | Expenditure | |
| (1) | (2) | (19) | (20) | (21) | (22) | (23) | (24) | (25) | (26) | (2) |
| I. | खास दर्जा असलेली राज्य | | | | | | | | | Special Category States |
| 1. | अरुणाचल प्रदेश | 400.00 (5355) | 569.95 (7630) | 230.00 (2638) | 206.87 (2372) | 1,115.00 (12313) | N.A. | 3,569.89 33363 | 2,592.63 24230 | Arunachal Pradesh |
| 2. | आसाम | 2,100.00 (919) | 2,489.61 (1090) | 800.00 (354) | 695.50 (308) | 4,662.00 (1934) | N.A. | 8,983.93 3437 | 7,211.44 2759 | Assam |
| 3. | हिमाचल प्रदेश | 1,050.00 (2194) | 1,326.27 (2772) | 405.00 (778) | 407.40 (783) | 2,502.00 (4544) | N.A. | 5,700.00 9577 | 7,922.00 13310 | Himachal Pradesh |
| 4. | जम्मू आणि काश्मिर | 1,400.00 (2045) | 2,006.23 (2930) | 720.00 (926) | 649.02 (835)# | 4,000.00 (4809) | N.A. | N.A. | 7,850.17 8,014.47 | Jammu and Kashmir |
| 5. | मणिपूर | 430.00 (2608) | 501.22 (3040) | 195.00 (1053) | 184.50 (997) | 979.00 (4934) | N.A. | 2,446.69 11460 | 1,787.01 8370 | Manipur |
| 6. | मेघालय | 440.00 (2794) | 539.04 (3422) | 205.00 (1147) | 187.20 (1047) | 1,069.00 (5371) | N.A. | 2,500.62 11178 | 1,827.15 8168 | Meghalaya |
| 7. | मिझोराम | 260.00 (4180) | 363.92 (5851) | 152.00 #*(2181) | 151.67 (2176) | 763.00 (9934) | N.A. | 1,618.51 18754 | 1,758.77 20380 | Mizoram |
| 8. | नागालँड | 400.00 (4065) | 467.83 (4754) | 168.00 (1375) | 159.82 (1308) | 844.00 (6284) | N.A. | 2,006.43 10863 | 1,513.64 8195 | Nagaland |
| 9. | सिक्कीम | 230.00 (5838) | 282.40 (7168) | 95.00 (2311) | 97.38 (2369) | 550.00 (12168) | N.A. | 1,600.00 31128 | 1,126.28 21912 | Sikkim |
| 10. | त्रिपुरा | 440.00 (1850) | 700.17 (2944) | 225.00 (840) | 228.71 (823) | 1,130.00 (3797) | N.A. | 2,577.39 8095 | 2,291.47 7197 | Tripura |
| | एकूण (I) | 7,150.00 (1670) | 9,246.64 (2159) | 3,195.00 (707) | 2,968.07 (657) | 17,614.00 (3647) | N.A. | 3,1003.46 (5770) | 35,880.56 (6677) | Sub-Total (I) |
| II. | खास दर्जा नसलेली राज्ये | | | | | | | | | Non-Special Category State |
| 1. | आंध्र प्रदेश | 5,200.00 (868) | 6,043.62 (1008) | 1,400.00 (289) | 1,674.53 (250) | 10,500.00 (1489) | N.A. | 25,150.00 3334 | 28,279.37 3749 | Andhra Pradesh |
| 2. | बिहार | 5,100.00 (642) | 6,033.17 (760) | 2,241.00 (257) | 1,031.56 (119) | 13,000.00 (1399) | N.A. | 16,680.00 2092 | 11,093.98 1392 | Bihar |
| 3. | झारखंड | — | — | — | — | — | — | NA | 2250.00 | Jharkhand |
| | | — | — | — | — | — | — | — | 860 | |

तक्ता क्रमांक /Table No. 30.2 contd...

| (1) | (2) | (19) | (20) | (21) | (22) | (23) | (24) | (25) | (26) | (2) |
|-----|--------------------|-----------------------------------|-----------------------------------|----------------------------------|----------------------------------|-------------------------------------|-------------|------------------------------------|-----------------------------------|---------------------|
| 4. | गोवा | 334.00 (2872) | 438.61 (3771) | 170.00 (1444) | 158.87 (1350) | 761.00 (6098) | N.A. | 1,500.00 11,390 | 1,476.88 11214 | Goa |
| 5. | गुजरात | 6,000.00 (1563) | 5439.18 (1417) | 1750.00 (421) | 2,021.89 (486) | 11,500.00 (2622) | N.A. | 28,000.00 5708 | 25,800.95 5259 | Gujrat |
| 6. | हरियाणा | 2,900.00 (1911) | 2583.92 (1673) | 760.00 (458) | 681.81 (411) | 5,700.00 (3219) | N.A. | 9,310.00 4568 | 8,035.41 3942 | Haryana |
| 7. | कर्नाटक | 3,500.00 (830) | 3,937.50 (934) | 1,505.00 (333) | 1,597.25 (353) | 12,300.00 (2597) | N.A. | 23,400.00 4524 | 31,125.58 6017 | Karnataka |
| 8. | केरळ | 2,100.00 (741) | 2,299.22 (812) | 802.00 (274) | 672.53 (230) | 5,460.00 (1791) | N.A. | 16,100.00 5106 | 13,922.48 4416 | Kerala |
| 9. | मध्य प्रदेश | 7,000.00 (1178) | 6,574.28 (1107) | 2,401.00 (360) | 1,817.58 (273) | 11,100.00 (1568) | N.A. | 20,075.00 3422 | 17,425.08 2970 | Madhya Pradesh |
| 10. | छत्तीसगड | | | — | — | — | — | NA | 1,312.00 | Chattisgarh |
| 11. | महाराष्ट्र | 10,500.00 (1480) | 10,826.25 (1526) | 2,495.00 (314) | 2,968.70 (374) | 18,520.00 (2198) | N.A. | 36,700.00 3888 | 46,964.10 4976 | Maharashtra |
| 12. | ओरिसा | 2,700.00 (919) | 3,162.20 (1076) | 1,400.00 (439) | 1,029.74 (323) | 10,000.00 (2971) | N.A. | 15,000.00 4149 | 11,964.82 3310 | Orissa |
| 13. | पंजाब | 3,285.00 (1746) | 3,547.17 (1885) | 1,000.00 (491) | 1,068.14 (524) | 6,570.00 (3084) | N.A. | 11,500.00 4847 | 10,666.01 4496 | Punjab |
| 14. | राजस्थान | 3,000.00 (746) | 3,106.18 (772) | 1,166.00 (263) | 1,184.44 (267) | 11,500.00 (2434) | N.A. | 22,525.83 4136 | 19,838.38 3642 | Rajasthan |
| 15. | तामिळनाडू | 5,750.00 (1077) | 6,236.24 (1168) | 1,600.00 (285) | 1,651.36 (295) | 10,200.00 (1767) | N.A. | 25,000.00 4058 | 24916.71 4045 | Tamilnadu |
| 16. | उत्तर प्रदेश | 10,447.00 (832) | 11,268.94 (897) | 3,700.00 (264) | 3,513.00 (251) | 21,000.00 (1423) | N.A. | 46,340.00 2740 | 29,417.39 1739 | Uttar Pradesh |
| 17. | उत्तरांचल | — | — | — | — | — | — | NA | 1,813.11 | Uttaranchal |
| 18. | पश्चिम बंगाल | 4,125.00 (672) | 4,463.76 (727) | 1,482.00 (216) | 907.26 (132) | 9,760.00 (1354) | N.A. | 16,900.00 2143 | 21,551.80 2733 | West Bangal |
| | एकूण (II) | 71,941.00 (994) | 75,960.24 (1049) | 23,872.00 (300) | 21,979.19 (276) | 1,57,871.00 (1882) | N.A. | 3,14,180.83 3410 | 3,07,854.05 3341 | Total (II) |
| | एकूण (I+II) | 79,091.00 (1032) | 85,206.88 (1111) | 27,067.00 (322) | 24,947.26 (297) | 175485.00 (1978) | N.A. | 3,45,18,4.29 3540 | 3,43,734.61 3525 | Total (I+II) |

तक्ता क्रमांक /Table No. 30.2 contd...

| (1) | (2) | (19) | (20) | (21) | (22) | (23) | (24) | (25) | (26) | (2) |
|-------------|--|----------------------------------|----------------------------------|----------------------------------|----------------------------------|----------------------------------|-------------|------------------------------------|-----------------------------------|---|
| III. | केंद्र शासित प्रदेश | | | | | | | | | |
| 1. | अंदमान व निकोबार | 285 (11400) | 233.24 (9330) | 154.00 (5422) | 148.82 (5240) | 685.00 (21677) | N.A. | 1,535.00 43983 | 1,751.90 50198 | Andaman and Nicobar |
| 2. | चंदिगड | 203.1 (3265) | 212.34 (3414) | 64.36 (987) | 62.17 (953) | 400.00 (5376) | N.A. | 685.00 8040 | 709.95 8333 | Chandigarh |
| 3. | दादर, नगर आणि हवेली | 46.29 (3826) | 45.3 (3744) | 21.00 (1500) | 19.17 (1369) | 80.00 (5263) | N.A. | 205.00 10149 | 220.90 10936 | Dadra and Nagar Haveli |
| 4. | दीव व दमण | 26 (2857) | 39.53 (4344) | 15.68 (1537) | 14.98 (1469) | 65.00 (5963) | N.A. | 165.00 11379 | 177.06 12211 | Daman and Div |
| 5. | दिल्ली | 2000 (2520) | 2,631.48 (3316) | 915.00 (960) | 819.15 (859) | 4,500.00 (4250) | N.A. | 15,541.00 11817 | 13,260.18 10083 | Delhi |
| 6. | लक्ष्यद्वीप | 43.9 (9977) | 67.57 (15357) | 22.46 (4419) | 19.28 (3708) | 120.00 (21429) | N.A. | 270.00 45000 | 345.50 57583 | Lakshadweep |
| 7. | पाँडेचरी | 170 (2457) | 232.56 (3361) | 84.80 (1043) | 81.79 (1006) | 400.00 (4630) | N.A. | 1,300.00 13528 | 1,449.28 15081 | Pondicherry |
| | एकूण (III) | 2,774.29 (2844) | 3,462.02 (3549) | 1,277.30 (1104) | 1,165.36 (1007) | 6,250.00 (4872) | N.A. | 19,701.00 12,532 | 17,914.77 11,396 | Total (III) |
| | एकूण (I+II+III) | 81865.29 (1054) | 88668.9 (1142) | 80368.30 (331) | 86372.24 (307) | 33317.00 (2019) | N.A. | 3,64,88,5.29 3682 | 3,61,649.38 3650 | Grand Total (I+II+III) |
| | वापरलेली अंदाजित लोकसंख्या (वर्ष) | 1987 | 1987 | 1991 | 1991 | 1994 | | 1999 | 1999 | Population Estimates used (year) |

| अ.क्र. Sr.No. | राज्य / केंद्रशासित प्रदेश | दहावी योजना Tenth Plan (2002-07) | | अकरावी योजना Eleventh Plan (2007-12) | | वार्षिक योजना Annual Plan (2011-12) | | बारावी योजना Twelfth Plan (2012-17) | | वार्षिक योजना Annual Plan (2013-14) | | State/Union Territories |
|------------------|--------------------------------|--|------------------|--|-------------|---|------------------|---|-------------|---|------------------|-----------------------------------|
| | | तरतूद | खर्च | तरतूद | खर्च | तरतूद | खर्च | तरतूद | खर्च | तरतूद | खर्च | |
| | | Outlay | Expenditure | Outlay | Expenditure | Outlay | Expenditure | Outlay | Expenditure | Outlay | Expenditure | |
| (1) | (2) | (27) | (28) | (29) | (30) | (31) | (32) | (33) | (34) | (35) | (36) | (2) |
| I. | खास दर्जा असलेली राज्य | | | | | | | | | | | Special Category State |
| 1. | अरुणाचल प्रदेश | 4,150.00 | 3,460.00 | 10,336.00 | N.A. | 3,200.00 | 2,943.00 | 21,126.00 | N.A. | 3,700.00 | 3,700.00 | Arunachal Pradesh |
| 2. | आसाम | 12,503.00 | 9,302.00 | 24,578.00 | N.A. | 9,000.00 | 6,409.00 | 55,480.00 | N.A. | 12,500.00 | 12,500.00 | Assam |
| 3. | हिमाचल प्रदेश | 7,975.00 | 8,526.00 | 13,799.00 | N.A. | 3,300.00 | 3,482.00 | 22,800.00 | N.A. | 4,100.00 | 4,100.00 | Himachal Pradesh |
| 4. | जम्मू आणि काश्मिर | 16,321.00 | 14,217.00 | 26,635.00 | N.A. | 6,600.00 | 6,357.00 | 44,055.00 | N.A. | 7,300.00 | 7,300.00 | Jammu and Kashmir |
| 5. | मणिपूर | 4,073.00 | 2,712.00 | 8,495.00 | N.A. | 3,210.00 | 2,173.00 | 20,848.00 | N.A. | 3,650.00 | 3,650.00 | Manipur |
| 6. | मेघालय | 3,516.00 | 2,924.00 | 8,406.00 | N.A. | 2,727.00 | 2,508.00 | 22,000.00 | N.A. | 4,151.00 | 4,151.00 | Meghalaya |
| 7. | मिझोराम | 2,970.00 | 2,917.00 | 5,208.00 | N.A. | 1,700.00 | 1,440.00 | 12,160.00 | N.A. | 2,500.00 | 2,500.00 | Mizoram |
| 8. | नागालँड | 2,843.00 | 2,652.00 | 6,359.00 | N.A. | 1,810.00 | 1,630.00 | 13,000.00 | N.A. | 2,000.00 | 2,000.00 | Nagaland |
| 9. | सिक्कीम | 2,296.00 | 2,097.00 | 4,834.00 | N.A. | 1,400.00 | 1,226.00 | 11,325.00 | N.A. | 2,060.00 | 2,060.00 | Sikkim |
| 10. | त्रिपुरा | 3,729.00 | 3,383.00 | 7,471.00 | N.A. | 1,950.00 | 1,796.00 | 14,340.00 | N.A. | 2,500.00 | 2,500.00 | Tripura |
| | एकूण (I) | 60,376.00 | 52,190.00 | 1,09,762.00 | N.A. | 34,897.00 | 29,964.00 | 2,37,134.00 | N.A. | 44,461.00 | 44,461.00 | Sub-Total (I) |
| II. | खास दर्जा नसलेली राज्ये | | | | | | | | | | | Non-Special Category State |
| 1. | आंध्र प्रदेश | 69,512.00 | 62,177.00 | 1,58,021.00 | N.A. | 43,000.00 | 39,265.00 | 3,42,842.00 | N.A. | 53,000.00 | 53,000.00 | Andhra Pradesh |
| 2. | बिहार | 23,864.00 | 21,045.00 | 76,083.00 | N.A. | 24,000.00 | 21,019.00 | 2,28,452.00 | N.A. | 34,000.00 | 29,851.00 | Bihar |
| 3. | झारखंड | -- | -- | 37,646.00 | N.A. | 15,323.00 | 10,277.00 | 1,10,240.00 | N.A. | 16,800.00 | 16,800.00 | Jharkhand |
| 4. | गोवा | 4,344.00 | 3,786.00 | 8,881.00 | N.A. | 3,320.00 | 2,009.00 | 28,599.00 | N.A. | 4,715.00 | 4,715.00 | Goa |
| 5. | गुजरात | 47,482.00 | 45,976.00 | 1,24,806.00 | N.A. | 38,000.00 | 34,660.00 | 2,83,623.00 | N.A. | 59,000.00 | 59,000.00 | Gujarat |
| 6. | हरियाणा | 12,708.00 | 12,980.00 | 48,110.00 | N.A. | 20,330.00 | 16,052.00 | 2,04,000.00 | N.A. | 27,072.00 | 27,072.00 | Haryana |
| 7. | कर्नाटक | 60,275.00 | 59,659.00 | 1,34,812.00 | N.A. | 38,070.02 | 38,450.00 | 2,55,250.00 | N.A. | 47,000.00 | 47,000.00 | Karnataka |
| 8. | केरळ | 24,887.00 | 19,543.00 | 38,752.00 | N.A. | 12,010.00 | 10,955.00 | 1,02,000.00 | N.A. | 17,000.00 | 17,000.00 | Kerala |
| 9. | मध्य प्रदेश | 33,725.00 | 34,003.00 | 82,559.00 | N.A. | 23,000.00 | 22,664.00 | 2,10,153.00 | N.A. | 35,500.00 | 35,500.00 | Madhya Pradesh |
| 10. | छत्तीसगड | -- | -- | 47,180.00 | N.A. | 16,710.00 | 12,484.00 | 1,31,728.00 | N.A. | 25,250.00 | 25,250.00 | Chhattisgarh |
| 11. | महाराष्ट्र | 58,888.00 | 56,100.00 | 1,40,308.00 | N.A. | 42,000.00 | 37,708.00 | 2,75,000.00 | N.A. | 80,500.00 | 80,500.00 | Maharashtra |
| 12. | ओरिसा | 15,300.00 | 14,099.00 | 44,192.00 | N.A. | 15,200.00 | 12,753.00 | 1,24,373.00 | N.A. | 21,500.00 | 20,000.00 | Orissa |
| 13. | पंजाब | 16,645.00 | 14,885.00 | 32,705.00 | N.A. | 11,520.00 | 7,457.00 | 85,359.00 | N.A. | 16,125.00 | 16,125.00 | Punjab |
| 14. | राजस्थान | 33,067.00 | 33,735.00 | 93,320.00 | N.A. | 27,500.00 | 25,039.00 | 1,96,992.00 | N.A. | 40,500.00 | 40,131.00 | Rajasthan |

तक्ता क्रमांक /Table No. 30.2 contd...

| (1) | (2) | (27) | (28) | (29) | (30) | (31) | (32) | (33) | (34) | (35) | (36) | (2) |
|-------------|-----------------------------|--------------------|--------------------|---------------------|-------------|--------------------|--------------------|---------------------|-------------|--------------------|--------------------|-------------------------------|
| 15. | तामिळनाडू | 42,351.00 | 42,676.00 | 92,626.00 | N.A. | 23,535.00 | 23,858.00 | 2,11,250.00 | N.A. | 37,128.00 | 37,128.00 | Tamil Nadu |
| 16. | उत्तर प्रदेश | 57,140.00 | 54,797.00 | 1,82,803.00 | N.A. | 47,000.00 | 45,707.00 | 3,26,953.00 | N.A. | 69,200.00 | 55,067.00 | Uttar Pradesh |
| 17. | उत्तरांचल | -- | -- | 20,753.00 | N.A. | 7,800.00 | 5,166.00 | 46,580.00 | N.A. | 8,500.00 | 8,500.00 | Uttaranchal |
| 18. | पश्चिम बंगाल | 29,721.00 | 22,396.00 | 57,325.00 | N.A. | 22,214.00 | 14,075.00 | 1,71,795.00 | N.A. | 30,314.00 | 30,314.00 | West Bengal |
| | एकूण (II) | 5,29,909.00 | 4,97,857.00 | 14,20,882.00 | N.A. | 4,30,532.02 | 3,79,598.00 | 33,35,189.00 | N.A. | 6,23,104.00 | 6,02,953.00 | Total (II) |
| | एकूण (I+II) | 5,90,285.00 | 5,50,047.00 | 15,30,644.00 | N.A. | 4,65,429.02 | 4,09,562.00 | 35,72,323.00 | N.A. | 6,67,565.00 | 6,47,414.00 | Total (I+II) |
| III. | केंद्र शासित प्रदेश | | | | | | | | | | | Union Territories |
| 1. | अंदमान व निकोबार | N.A. | N.A. | N.A. | N.A. | N.A. | N.A. | N.A. | N.A. | N.A. | N.A. | Andaman and Nicobar |
| 2. | चंदिगड | N.A. | N.A. | N.A. | N.A. | N.A. | N.A. | N.A. | N.A. | N.A. | N.A. | Chandigarh |
| 3. | दादर, नगर आणि हवेली | N.A. | N.A. | N.A. | N.A. | N.A. | N.A. | N.A. | N.A. | N.A. | N.A. | Dadra and Nagar Haveli |
| 4. | दीव व दमण | N.A. | N.A. | N.A. | N.A. | N.A. | N.A. | N.A. | N.A. | N.A. | N.A. | Daman and Div |
| 5. | दिल्ली | 25,026.00 | 22,646.00 | 53,481.00 | N.A. | 15,133.00 | 13,576.00 | 94,276.00 | N.A. | 16,626.00 | 16,626.00 | Delhi |
| 6. | लक्ष्यद्वीप | N.A. | N.A. | N.A. | N.A. | N.A. | N.A. | N.A. | N.A. | N.A. | N.A. | Lakshadweep |
| 7. | पाँडेचरी | 3,688.00 | 3,447.00 | 6,763.00 | N.A. | 2,750.00 | 1,603.00 | 20,559.00 | N.A. | 2,000.00 | 2,000.00 | Pondicherry |
| | एकूण (III) | 28,714.00 | 26,093.00 | 60,244.00 | N.A. | 17,883.00 | 15,179.00 | 1,14,835.00 | N.A. | 18,626.00 | 18,626.00 | Total (III) |
| | सर्व एकूण (I+II+III) | 6,18,999.00 | 5,76,140.00 | 15,90,888.00 | N.A. | 4,83,312.02 | 4,24,741.00 | 36,87,158.00 | N.A. | 6,86,191.00 | 6,66,040 | Grand Total (I+II+III) |

टीप:- कंसातील आकडे हे दरडोई तरतूद / खर्च (रुपयांत) दर्शवितात.

Note:- Figures in brackets are the per capita outlays / expenditure in Rupees.

@ तेव्हा राज्य / केंद्र शासित प्रदेश नव्हते

@ Was not State / Union Territories then.

* आसाममध्ये समाविष्ट

* Included under Assam.

** गोव्यामध्ये समाविष्ट.

** Included in Goa.

@@ केंद्रशासित प्रदेश म्हणून 1965-66 मध्ये अस्तित्वात आले.

@@ The UT came into existence during 1965-66.

राज्य / केंद्रशासित प्रदेश यांनी त्यांच्या वार्षिक योजना 1991-92 च्या प्रारूप मध्ये कळविल्याप्रमाणे

As reported by State / UTs in their Draft Annual Plan Document for 1991-92.

Per capita outlay/expenditure is not available from column No.27 to 36.

आधार - योजना आयोग (राज्य योजना विभाग), नवी दिल्ली

Source - Planning Commission (State Plan Division), New Delhi

30. पंचवार्षिक योजना / FIVE-YEAR PLAN
तक्ता क्रमांक / TABLE NO.30.3

राज्य योजना व केंद्र पुरस्कृत योजना / State Plan and Centrally Sponsored Programmes
(2013-14)
राज्य योजना / State Plan

(₹ कोटीत / ₹ In crores)

| अ.क्र. Sr.No. | विकासाचे शीर्ष | नियत व्यय Approved Outlay | प्रत्यक्ष Actuals Expenditure | Head of Development |
|------------------|----------------------------------|---------------------------------|-------------------------------------|------------------------------------|
| (1) | (2) | (3) | (4) | (2) |
| 1 | कृषी व संलग्न सेवा | 137.83 | 163.36 | Agriculture and allied Services |
| 2 | ग्राम विकास | 748.12 | 353.60 | Rural development |
| 3 | विशेष क्षेत्र विकास कार्यक्रम | 4.38 | 3.29 | Special area development programme |
| 4 | पाटबंधारे व पूरनियंत्रण | 416.94 | 319.49 | Irrigation and flood control |
| 5 | ऊर्जा | 0 | 0 | Energy |
| 6 | उद्योग व खनिजे | 21.59 | 8.38 | Industry and minerals |
| 7 | वाहतूक व दळणवळण | 70.50 | 51.20 | Transport and Communication |
| 8 | वैज्ञानिक, तंत्रज्ञान व पर्यावरण | 0.00 | 0 | Science, technology & environment |
| 9 | सर्वसाधारण आर्थिक सेवा | 10.00 | 0 | General economic services |
| 10 | सामाजिक व सामूहिक सेवा | 2,490.23 | 1,218.25 | Social and Community Services |
| 11 | सामान्य सेवा | 186.00 | 114.86 | General services |
| 12 | इतर कार्यक्रम | 0 | 0 | Other Programmes |
| | एकूण | 4,085.59 | 2,232.43 | Grand Total |

केंद्र पुरस्कृत योजना / Centrally Sponsored Programmes

(₹ कोटीत / ₹ In crores)

| अ.क्र. Sr.No. | विकासाचे शीर्ष | नियत व्यय Approved Outlay | प्रत्यक्ष Actual Expenditure | Head of Development |
|------------------|----------------------------------|---------------------------------|------------------------------------|------------------------------------|
| (1) | (2) | (3) | (4) | (2) |
| 1 | कृषी व संलग्न सेवा | 3,500.06 | 2,338.45 | Agriculture and allied Services |
| 2 | ग्राम विकास | 4,069.39 | 3,116.17 | Rural development |
| 3 | विशेष क्षेत्र विकास कार्यक्रम | 39.46 | 69.59 | Special area development programme |
| 4 | पाटबंधारे व पूरनियंत्रण | 1,351.41 | 831.26 | Irrigation and flood control |
| 5 | ऊर्जा | 1,376.20 | 975.40 | Energy |
| 6 | उद्योग व खनिजे | 110.06 | 5.11 | Industry and minerals |
| 7 | वाहतूक व दळणवळण | 935.00 | 263.26 | Transport and Communication |
| 8 | वैज्ञानिक, तंत्रज्ञान व पर्यावरण | 0.09 | 0.07 | Science, technology & environment |
| 9 | सर्वसाधारण आर्थिक सेवा | 58.23 | 44.3 | General economic services |
| 10 | सामाजिक व सामूहिक सेवा | 12,184.14 | 6,394.11 | Social and Community Services |
| 11 | सामान्य सेवा | 240.00 | 126.51 | General services |
| 12 | इतर कार्यक्रम * | 25 | 50 | Other Programmes |
| | एकूण | 23,889.04 | 14,214.23 | Grand Total |

आधार:- वार्षिक योजना २०१३-१४ व २०१४-१५ भाग-२, नियोजन विभाग, मंत्रालय, मुंबई.

Source:- Annual Plan 2013-14 and 2014-15 Part-II, Planning Department, Mantralaya Mumbai.

३१. संयुक्त भांडवली संस्था

३१.१. संयुक्त भांडवली संस्थांची आकडेवारी या विभागात दिलेली आहे.

31. JOINT STOCK COMPANIES

31.1. Data on Joint Stock Companies are given in this section.

31. संयुक्त भांडवली संस्था / JOINT STOCK COMPANIES
तक्ता क्रमांक / TABLE No. 31.1

कार्यरत, नवीन नोंदणी झालेल्या व निर्धारित संस्था / Companies at Work, Newly Registered and Liquidated

| ३१ मार्च वर्षाअखेर # Year ending 31 st March # | कार्यरत असलेल्या संस्था Companies at work | | वर्षात नोंदणी झालेल्या संस्था Companies Registered during the year | | निर्धारित संस्था Companies Liquidated | |
|---|--|---|---|--|--|--|
| | संख्या | भरणा केलेले भांडवल (₹ कोटीत) Paid up capital (₹ in Crore) | संख्या | प्राधिकृत केलेले भांडवल (₹ लाखात) Authorised capital (₹ in Lakh) | संख्या | भरणा केलेले भांडवल (₹ लाखात) (₹ in Lakh) |
| (1) | (2) | (3) | (4) | (5) | (6) | (7) |
| 1950-51 | 28,532 | 775.40 | 2,104 | 120.73 | 830 | 9.06 |
| 1960-61 | 26,149 | 1,818.50 | 1,683 | 287.05 | 2,449 | N. A. |
| 1970-71 | 20,322 | 4,503.60 | 1,927 | 333.10 | 472 | 6.97 |
| 1980-81 | 62,714 | 16,144.00 | 6,616 | 968.03 | 391 | 1,029.29 |
| 1990-91 | 51,675 | 8,061.08 | 4,908 | 50,610.50 | 26 | 221.70 |
| 2000-01 | 5,69,100 | 3,41,230.48 | 27,187 | 32,85,667.69 | 427 | 20,600.69 |
| 2005-06 | 1,58,858 | 1,02,690.00 | 10,187 | 3,92,106.00 | 444 | 0.00 |
| 2006-07 | 1,67,059 | 1,36,543.00 | 9,457 | 19,74,072.00 | 6,228 | 24,290.00 |
| 2010-11 | 1,45,349 | 2,74,568.00 | 16,800 | 6,85,367.00 | 5,788 | 15,106.00 |
| 2011-12 | 1,58,812 | 3,68,600.00 | 16,623 | 8,46,592.00 | 5,438 | 44,091.00 |
| 2012-13 | 1,74,148 | 40,90,00.00 * | 15,957 | 22,72,132.00 | 1,130 | 8,643.00 |

टीप / N. A — उपलब्ध नाही / Not Available

* Provisional

- वर्ष २०१०-११ पासून सदर माहिती

१) मर्यादित भाग-भांडवल असलेल्या कंपन्यांकरीता आहे.

२) स्तंभ क्र. ०६ व ७ मध्ये अशासकीय निर्धारित व बंद केलेल्या कंपन्यांचा समावेश आहे.

- From 2010-11 onwards the information is for

1) All companies Limited by Shares

2) Col. no. 6 & 7 includes non govt. companies and companies which were struck off.

आधार - कंपनी व्यवहार खाते, कायदा, न्याय आणि कंपनी व्यवहार, मंत्रालय, भारत सरकार, नवी दिल्ली

Source — Department of Company Affairs, Ministry of Law, Justice and company affairs Government of India, New Delhi

31. संयुक्त भांडवली संस्था / JOINT STOCK COMPANIES
तक्ता क्रमांक / TABLE No. 31.2
संयुक्त भांडवली संस्थांची संख्या / Number of Joint Stock Companies
(2011-12)

| अ. क्र. Sr. No. | जिल्हे | मर्यादित भाग-भांडवल असलेल्या कंपन्या | | हमीने मर्यादित असलेल्या कंपन्या व नफ्यासाठी काम न करणाऱ्या संघटना | | एकूण Total | District |
|-------------------------|-------------|---|------------------|--|------------------|-----------------|--------------------------|
| | | Companies limited by shares | | Companies limited by guarantee and non-profit associations | | | |
| | | सार्वजनिक Public | खाजगी Private | सार्वजनिक Public | खाजगी Private | | |
| (1) | (2) | (3) | (4) | (5) | (6) | (7) | (2) |
| 1 | मुंबई शहर | 3,402 | 35,532 | 110 | 177 | 3,97,221 | Mumbai City |
| 2 | मुंबई उपनगर | 77 | 1,021 | 3 | 10 | 1,111 | Mumbai Suburban |
| 3 | ठाणे | 301 | 6,184 | 11 | 16 | 6,512 | Thane |
| 4 | रायगड | 45 | 677 | 1 | 0 | 723 | Raigad |
| 5 | रत्नागिरी | 10 | 62 | 0 | 0 | 72 | Ratnagiri |
| 6 | सिंधुदुर्ग | 0 | 40 | 0 | 0 | 40 | Sindhudurg |
| 7 | नाशिक | 62 | 1,175 | 1 | 11 | 1,249 | Nashik |
| 8 | धुळे | 8 | 165 | 0 | 1 | 174 | Dhule |
| 9 | नंदुरबार | 3 | 34 | 0 | 0 | 37 | Nandurbar |
| 10 | जळगाव | 25 | 281 | 0 | 3 | 399 | Jalgaon |
| 11 | अहमदनगर | 21 | 339 | 0 | 0 | 360 | Ahmednagar |
| 12 | पुणे | 321 | 8,604 | 7 | 40 | 8,972 | Pune |
| 13 | सातारा | 9 | 287 | 0 | 1 | 297 | Satara |
| 14 | सांगली | 22 | 221 | 0 | 3 | 246 | Sangli |
| 15 | सोलापूर | 31 | 254 | 1 | 0 | 286 | Solapur |
| 16 | कोल्हापूर | 28 | 554 | 3 | 1 | 586 | Kolhapur |
| 17 | औरंगाबाद | 40 | 709 | 1 | 4 | 754 | Aurangabad |
| 18 | जालना | 3 | 107 | 0 | 0 | 110 | Jalna |
| 19 | परभणी | 5 | 41 | 0 | 0 | 46 | Parbhani |
| 20 | हिंगोली | 1 | 11 | 0 | 0 | 12 | Hingoli |
| 21 | बीड | 8 | 53 | 0 | 1 | 62 | Beed |
| 22 | नांदेड | 6 | 168 | 0 | 0 | 174 | Nanded |
| 23 | उस्मानाबाद | 7 | 40 | 0 | 0 | 47 | Osmanabad |
| 24 | लातूर | 11 | 181 | 0 | 0 | 192 | Latur |
| 25 | बुलढाणा | 1 | 51 | 0 | 0 | 52 | Buldhana |
| 26 | अकोला | 5 | 99 | 0 | 1 | 105 | Akola |
| 27 | वाशिम | 0 | 23 | 0 | 0 | 23 | Washim |
| 28 | अमरावती | 1 | 170 | 1 | 1 | 173 | Amravati |
| 29 | यवतमाळ | 3 | 76 | 0 | 0 | 79 | Yavatmal |
| 30 | वर्धा | 5 | 43 | 0 | 0 | 48 | Wardha |
| 31 | नागपूर | 145 | 2,541 | 8 | 2 | 2,696 | Nagpur |
| 32 | भंडारा | 1 | 34 | 0 | 0 | 35 | Bhandara |
| 33 | गोंदिया | 1 | 30 | 0 | 0 | 31 | Gondiya |
| 34 | चंद्रपूर | 6 | 115 | 0 | 0 | 121 | Chandrapur |
| 35 | गडचिरोली | 0 | 11 | 0 | 0 | 11 | Gadchiroli |
| महाराष्ट्र राज्य | | 10,615 | 1,43,419 | 492 | 648 | 1,55,175 | Maharashtra State |

आधार - कंपनी व्यवहार खाते, कायदा, न्याय आणि कंपनी व्यवहार मंत्रालय, भारत सरकार, नवी दिल्ली

Source. - Department of Company Affairs, Ministry of Law, Justice and Company Affairs, Government of India, New Delhi

३२. सार्वजनिक अंगिकृत

३२.१. कृषि उद्योग विकास महामंडळ, गृहनिर्माण व क्षेत्र विकास प्राधिकरण आणि महाराष्ट्र राज्य वित्तीय महामंडळाची माहिती या विभागात दिलेली आहे.

32. PUBLIC UNDERTAKINGS

32.1. Data on State Agro-Industries Development Corporation, housing and Area Development Authority and Maharashtra State Financial Corporation is given in this section.

32. सार्वजनिक अंगिकृत / PUBLIC UNDERTAKINGS

तक्ता क्रमांक / TABLE NO.32.1

गृहनिर्माण विकास मंडळास मिळालेले कर्ज व बांधलेली घरे / Loans received and Houses constructed by the Housing Development Board
(2013-14)

| अ.क्र. Sr.No. | वर्ष Year | कर्ज / Loans | | | घरांची संख्या / No. of houses | | | | | |
|------------------|--------------|--|---|---|-------------------------------|---------------------------|----------------------------|---------------------------|--------|---------------|
| | | महाराष्ट्र शासनाकडून (₹ लाखांत) From State Govt. (Lakh ₹) | हुडकोकडून (₹ लाखांत) From HUDCO (Lakh ₹) | एकूण (₹ लाखांत) Total (Lakh ₹) | आर्थिक दुर्बल गट EWS | अल्प उत्पन्न गट LIG | मध्यम उत्पन्न गट MIG | उच्च उत्पन्न गट HIG | Others | एकूण Total |
| (1) | (2) | (3) | (4) | (5) | (6) | (7) | (8) | (9) | (10) | (11) |
| 1 | 1970-71 | 126.25 | - | 126.25 | 450 | 600 | 164 | - | - | 1,214 |
| 2 | 1980-81 | 161.45 | 99.00 | 260.45 | 4,513 | 5,420 | 704 | - | - | 10,637 |
| 3 | 1990-91 | 897.35 | 2,194.40 | 3,091.75 | 1,179 | 2,563 | 708 | 244 | - | 4,694 |
| 4 | 2000-01 | 3.64 | 234.29 | 237.93 | 1,044 | 2,462 | 279 | 290 | - | 4,075 |
| 5 | 2002-03 | - | - | - | 133 | 1,338 | 1,235 | 528 | - | 3,234 |
| 6 | 2003-04 | N.A. | N.A. | N.A. | 1,580 | 5,569 | 1,025 | 655 | - | 8,829 |
| 7 | 2004-05 | N.A. | N.A. | N.A. | 997 | 2,860 | 883 | 1,254 | - | 5,994 |
| 8 | 2005-06 | N.A. | N.A. | N.A. | 288 | 90 | 2,678 | 128 | - | 3,184 |
| 10 | 2006-07 | N.A. | N.A. | N.A. | 90 | 2,678 | 128 | 1,113 | - | 4,009 |
| 11 | 2007-08 | N.A. | N.A. | N.A. | 1,618 | 2,723 | 886 | 943 | - | 6,710 |
| 12 | 2008-09 | NIL | NIL | NIL | 946 | 930 | 1,070 | 500 | 1,673 | 5,119 |
| 13 | 2009-10 | NIL | NIL | NIL | 2,679 | 4,225 | 657 | 702 | 6,258 | 14,521 |
| 14 | 2010-11 | NIL | NIL | NIL | 893 | 4,843 | 340 | 447 | 4,361 | 10,884 |
| 15 | 2011-12 | NIL | NIL | NIL | 2,561 | 3,115 | 422 | 615 | 1,445 | 8,158 |
| 16 | 2012-13 | NIL | NIL | NIL | 2,449 | 2,443 | 672 | 663 | 105 | 6,332 |
| 17 | 2013-14 | NIL | NIL | NIL | 980 | 2,096 | 769 | 23 | 1,025 | 4,893 |

आधार : महाराष्ट्र गृहनिर्माण व क्षेत्र विकास प्राधिकरण, मुंबई.

Source: Maharashtra Housing Area Development Authority, Mumbai.

32. सार्वजनिक अंगिकृत / PUBLIC UNDERTAKINGS

तक्ता क्रमांक / TABLE NO.32.2

जिल्हानिहाय गृहनिर्माण विकास मंडळास मिळालेले कर्ज व बांधलेली घरे / Districtwise loans received and Houses constructed by the Housing Development Board
(2013-14)

| अ.क्र. Sr.No. | जिल्हे | मंडळ | आर्थिकदृष्ट्या दुर्बल गट / EWS | | अल्प उत्पन्न गट / LIG | | मध्यम उत्पन्न गट / MIG | | उच्च उत्पन्न गट / HIG | | एकूण / Total | | इतर Others | एकूण Total | Districts |
|------------------|-------------|---------------|-----------------------------------|-------|-----------------------|-------|---------------------------|-------|--------------------------|-------|-----------------|-------|---------------|---------------|-----------------|
| | | | घरे | भूखंड | घरे | भूखंड | घरे | भूखंड | घरे | भूखंड | घरे | भूखंड | | | |
| | | | Houses | Plots | Houses | Plots | Houses | Plots | Houses | Plots | Houses | Plots | | | |
| (1) | (2) | (3) | (4) | (5) | (6) | (7) | (8) | (9) | (10) | (11) | (12) | (13) | (14) | (15) | (2) |
| 1 | मुंबई शहर | मुंबई | 0 | 0 | 476 | 0 | 112 | 0 | 0 | 0 | 588 | 0 | 990 | 1,578 | Mumbai City |
| 2 | मुंबई उपनगर | मुंबई | 0 | 0 | 0 | 0 | 0 | 0 | 0 | 0 | 0 | 0 | 0 | 0 | Mumbai Suburban |
| 3 | ठाणे | ठाणे | 980 | 0 | 1,019 | 0 | 0 | 0 | 0 | 0 | 1,999 | 0 | 0 | 1,999 | Thane |
| 4 | रायगड | कोकण | 0 | 0 | 0 | 0 | 0 | 0 | 0 | 0 | 0 | 0 | 0 | 0 | Raigad |
| 5 | रत्नागिरी | कोकण | 0 | 0 | 0 | 0 | 0 | 0 | 0 | 0 | 0 | 0 | 0 | 0 | Ratnagiri |
| 6 | सिंधुदुर्ग | सिंधुदुर्ग | 0 | 0 | 0 | 0 | 0 | 0 | 0 | 0 | 0 | 0 | 0 | 0 | Sindhudurg |
| 7 | नाशिक | नाशिक मंडळ | 0 | 0 | 56 | 0 | 0 | 0 | 0 | 0 | 56 | 0 | 0 | 56 | Nashik |
| 8 | धुळे | | 0 | 0 | 0 | 0 | 203 | 0 | 0 | 0 | 203 | 0 | 0 | 203 | Dhule |
| 9 | नंदुरबार | | 0 | 0 | 0 | 0 | 0 | 0 | 0 | 0 | 0 | 0 | 0 | 0 | Nandurbar |
| 10 | जळगाव | | 0 | 0 | 0 | 0 | 0 | 0 | 22 | 0 | 22 | 0 | 0 | 22 | Jalgaon |
| 11 | अहमदनगर | | 0 | 0 | 0 | 0 | 0 | 0 | 0 | 0 | 0 | 0 | 0 | 0 | Ahmednagar |
| 12 | पुणे | पुणे मंडळ | 0 | 0 | 0 | 0 | 0 | 0 | 0 | 0 | 0 | 0 | 0 | 0 | Pune |
| 13 | सातारा | | 0 | 0 | 0 | 0 | 0 | 0 | 0 | 0 | 0 | 0 | 0 | 0 | Satara |
| 14 | सांगली | | 0 | 0 | 0 | 0 | 0 | 0 | 0 | 0 | 0 | 0 | 0 | 0 | Sangli |
| 15 | सोलापूर | | 0 | 0 | 0 | 0 | 0 | 0 | 0 | 0 | 0 | 0 | 0 | 0 | Solapur |
| 16 | कोल्हापूर | | 0 | 0 | 0 | 0 | 0 | 0 | 0 | 0 | 0 | 0 | 0 | 0 | Kolhapur |
| 17 | औरंगाबाद | औरंगाबाद | 0 | 0 | 464 | 81 | 454 | 0 | 0 | 0 | 918 | 81 | 17 | 1,016 | Aurangabad |
| 18 | जालना | जालना | 0 | 0 | 0 | 0 | 0 | 0 | 0 | 0 | 0 | 0 | 0 | 0 | Jalna |
| 19 | परभणी | औरंगाबाद | 0 | 0 | 0 | 0 | 0 | 0 | 0 | 0 | 0 | 0 | 0 | 0 | Parbhani |
| 20 | हिंगोली | हिंगोली | 0 | 0 | 0 | 0 | 0 | 0 | 0 | 0 | 0 | 0 | 0 | 0 | Hingoli |
| 21 | बीड | बीड | 0 | 0 | 0 | 0 | 0 | 0 | 0 | 0 | 0 | 0 | 0 | 0 | Beed |

तक्ता क्रमांक / TABLE NO.32.2-contd.

| (1) | (2) | (3) | (4) | (5) | (6) | (7) | (8) | (9) | (10) | (11) | (12) | (13) | (14) | (15) | (2) |
|-------------------------|------------|-----------------|------------|----------|--------------|-----------|------------|----------|-----------|----------|--------------|-----------|--------------|--------------|--------------------------|
| 22 | नांदेड | | 0 | 0 | 0 | 0 | 0 | 0 | 0 | 0 | 0 | 0 | 0 | 0 | Nanded |
| 23 | उस्मानाबाद | | 0 | 0 | 0 | 0 | 0 | 0 | 0 | 0 | 0 | 0 | 0 | 0 | Osmanabad |
| 24 | लातूर | | 0 | 0 | 0 | 0 | 0 | 0 | 0 | 0 | 0 | 0 | 0 | 0 | Latur |
| 25 | बुलढाणा | अमरावती मंडळ | 0 | 0 | 0 | 0 | 0 | 0 | 0 | 0 | 0 | 0 | 0 | 0 | Buldhana |
| 26 | अकोला | | 0 | 0 | 0 | 0 | 0 | 0 | 0 | 0 | 0 | 0 | 0 | 0 | Akola |
| 27 | वाशिम | | 0 | 0 | 0 | 0 | 0 | 0 | 0 | 0 | 0 | 0 | 0 | 0 | Washim |
| 28 | अमरावती | | 0 | 0 | 0 | 0 | 0 | 0 | 0 | 0 | 0 | 0 | 0 | 0 | Amravati |
| 29 | यवतमाळ | | 0 | 0 | 0 | 0 | 0 | 0 | 0 | 0 | 0 | 0 | 0 | 0 | Yavatmal |
| 30 | वर्धा | नागपुर मंडळ | 0 | 0 | 0 | 0 | 0 | 0 | 0 | 0 | 0 | 0 | 0 | 0 | Wardha |
| 31 | नागपूर | | 0 | 0 | 0 | 0 | 0 | 0 | 1 | 0 | 1 | 0 | 18 | 19 | Nagpur |
| 32 | भंडारा | | 0 | 0 | 0 | 0 | 0 | 0 | 0 | 0 | 0 | 0 | 0 | 0 | Bhandara |
| 33 | गोदिया | | 0 | 0 | 0 | 0 | 0 | 0 | 0 | 0 | 0 | 0 | 0 | 0 | Gondiya |
| 34 | चंद्रपूर | | 0 | 0 | 0 | 0 | 0 | 0 | 0 | 0 | 0 | 0 | 0 | 0 | Chandrapur |
| 35 | गडचिरोली | | 0 | 0 | 0 | 0 | 0 | 0 | 0 | 0 | 0 | 0 | 0 | 0 | Gadchiroli |
| महाराष्ट्र राज्य | | | 980 | 0 | 2,015 | 81 | 769 | 0 | 23 | 0 | 3,787 | 81 | 1,025 | 4,893 | Maharashtra State |

आधार : महाराष्ट्र गृहनिर्माण व क्षेत्र विकास प्राधिकरण, मुंबई.

Source: Maharashtra Housing Area Development Authority, Mumbai.

32. सार्वजनिक अंगिकृत / PUBLIC UNDERTAKINGS

तक्ता क्रमांक / TABLE NO.32.3

महाराष्ट्र कृषि उद्योग मंडळाची निवडक साध्यविषयक सांख्यिकी / Statistics Relating to selected achievements of State Agro-Industrial Corporation
(2013-14)

| अ.क्र. Sr.No. | बाब | परिमाण | 1980-81 | 1990-91 | 2000-01 | 2010-11 | 2011-12 | 2012-13 | 2013-14 | Unit | Item |
|------------------|-----------------------------|--------|----------|----------|-----------|----------|-----------|-----------|-----------|-------|-------------------------------------|
| (1) | (2) | (3) | (4) | (5) | (6) | (7) | (8) | (9) | (10) | (3) | (2) |
| 1 | रासायनिक खतांचे वाटप | | | | | | | | | | Distribution of Fertilizers: |
| | (i) व्यापार | मे.टन | 65,838 | 3,07,962 | 3,64,374 | 5,06,188 | 4,44,353 | 4,47,269 | 4,12,352 | MT | (I) Trading |
| | (ii) उत्पादन | मे.टन | 1,18,726 | 2,15,266 | 3,32,665 | -- | -- | 1,96,186 | 1,90,812 | MT | (ii) Manufacturing |
| | (अ) एनपीके | मे.टन | -- | -- | 2,46,771 | 2,27,093 | 2,03,719 | 1,96,610 | 2,00,257 | MT | (A) NPK |
| | (ब) एसएमपी | मे.टन | 2,624 | 5 | 264 | | | 26,966 | 27,597 | MT | (B) SMP |
| | (iii) जिप्सम | मे.टन | -- | -- | -- | 85,652 | 25,779 | 6,888 | 34,185 | MT | (iii) Jypsum |
| | (iv) बायो-फर्टिलायझर | पाकौटे | -- | 2,97,577 | 85,630 | | 8,890 | 67,475 | 17,38,679 | PKTS | (C) Bio-Fertilizers |
| 2 | किटकनाशके | | | | | | | | | | Pesticides: |
| | (अ) व्यापार | मे.टन | 3,069 | 4,286 | 1,148 | 770 | 3,89,611 | 1,008 | 1,763 | MT | (A) Trading |
| | | लिटर | | | | 8,22,519 | | 10,68,841 | 64,86,848 | Litre | |
| | (ब) उत्पादन | लिटर | 1,96,464 | 6,89,570 | 16,32,930 | -- | 15,45,133 | 700 | 869 | Litre | (B) Manufacturing |
| | | मे.टन | | | | | | 163 | 139 | MT | |
| 3 | पशुखाद्य | | | | | | | | | | Animal Feed: |
| | (अ) व्यापार | मे.टन | -- | -- | 193 | -- | -- | -- | -- | MT | (A) Trading |
| | (ब) उत्पादन | मे.टन | 47,190 | 32,645 | 21,103 | 10,178 | 7,571 | 5,142 | 2,736 | MT | (B) Manufacturing |
| 4 | नोगा | | | | | | | | | | Noga |
| | (अ) व्यापार | मे.टन | 669 | 55 | -- | -- | -- | -- | -- | MT | (A) Trading |
| | (ब) उत्पादन | मे.टन | 2,525 | 2,831 | 2,508 | 2,101 | 1,692 | 1,806 | 1,510 | MT | (B) Manufacturing |
| 5 | बीया (व्यापार) | मे.टन | 25,670 | -- | -- | -- | -- | -- | -- | MT | Seed (Trading) |
| 6 | बीज रोप (व्यापार) | संख्या | -- | 56,182 | 35,880 | -- | -- | -- | -- | Nos. | Seedling Plant (Trading) |
| 7 | लोखंड व पोलाद (व्यापार) | मे.टन | 1,358 | 1,698 | -- | -- | -- | -- | -- | MT | Iron and Steel (Trading) |

तक्ता क्रमांक / TABLE NO.32.2-contd.

| (1) | (2) | (3) | (4) | (5) | (6) | (7) | (8) | (9) | (10) | (3) | (2) |
|-----|--------------------------------------|-----------|------|-------|-------|-------|-------|-------|-------|-------------|--|
| 8 | ट्रॅक्टर विक्री | | | | | | | | | | Sale of Tractor : |
| | (अ) महिंद्र | संख्या | -- | -- | -- | 36 | 328 | 1 | -- | Nos. | (A) HMT (Trading) |
| | (ब) कॅप्टन | संख्या | -- | -- | -- | 4 | 1 | -- | -- | Nos. | (B) Russian (Trading) |
| | (क) एसकोर्ट | संख्या | -- | -- | -- | -- | Nos. | -- | -- | Nos. | (C) Rumanian (Trading) |
| | (ड) आयशर | संख्या | -- | -- | -- | 3 | 43 | -- | -- | Nos. | (D) Hindustan (Trading) |
| | (इ) अंगद | संख्या | 1 | -- | -- | -- | — | -- | -- | Nos. | (E) Fort (Trading) |
| | (एफ) जॉन डेअर | संख्या | -- | -- | 81 | 1 | 44 | 415 | 382 | Nos. | (F) VST |
| | (जी) फरग्युसन | संख्या | -- | -- | 7 | -- | -- | 110 | 698 | Nos. | (G) Mahindra (Trading) |
| | (एच) मित्सुभीषी | संख्या | 1 | 9 | -- | 1,232 | 1,338 | -- | -- | Nos. | (H) Kirloskar (Trading) |
| | (आय) कृषि व्हेटर | संख्या | 431 | -- | -- | 1,195 | 1,283 | 1,457 | 1,339 | Nos. | (I) Other (Trading) |
| | (जे) टॅफे | संख्या | -- | -- | -- | 1 | -- | 128 | -- | Nos. | (j) Tyafe |
| | (के) स्वराज | संख्या | -- | -- | -- | 27 | -- | 21 | 4 | Nos. | (k) Swaraj |
| 9 | ट्रॅक्टरच्या मुख्य भागाची विक्री | रु.लाखात | 7.94 | 21.34 | 2,960 | 1,019 | -- | 94.49 | 88.00 | रु.in lakhs | Sale of Spare parts of Tractor and Combines |
| 10 | ट्रॅक्टर दुरुस्तीसाठी मिळालेली रक्कम | रु.हजारात | - | 1.69 | 0.83 | -- | -- | -- | -- | रु.in '000 | Amount received for Tractor Repairs |

आधार : महाराष्ट्र कृषि उद्योग विकास महामंडळ लि., मुंबई.

Source : The Maharashtra Agro-Industries Development Corporation Limited, Mumbai.

३३. सार्वजनिक प्रशासन व निवडणूक सांख्यिकी :

३३.१ राज्यातील सर्व ग्रामपंचायती, नगरपरिषदा / महानगरपालिका व जिल्हा परिषदा यांचे उत्पन्न व खर्च यासंबंधीची माहिती या विभागात दिली आहे.

३३.२. ग्रामपंचायतीचे उत्पन्न व खर्चासंबंधीची माहिती अनुक्रमे सुरुवातीची शिल्लक व अखेरची शिल्लक वगळून दिलेली आहे. उत्पन्न या शीर्षाखाली अनुदाने, कर व इतर उत्पन्न यासंबंधीची स्वतंत्र माहिती दर्शविली आहे. अनुदानामध्ये शासकीय अनुदाने तसेच जिल्हा परिषदा व पंचायत समित्यांकडून विकासविषयक कामांसाठी मिळालेल्या अनुदानांचा समावेश आहे. शासकीय अनुदाने मुख्यतः जमीन महसूल अनुदान, समीकरण अनुदान व स्थानिक उपकर अनुदान ही आहेत. इतर करामध्ये ग्रामपंचायतीच्या आकस्मित कर व दर यांचा समावेश आहे, तसेच ग्रामपंचायतीच्या इतर उत्पन्नाची साधने म्हणजे अंशदाने, देणग्या, बक्षिसे आणि नियमांचा भंग केल्याबद्दल दंडही आहेत.

३३.३ प्रत्येक नगरपालिकेचे उत्पन्न (१) पट्टी व कर व (२) इतर साधने यानुसार दर्शविले आहे. मुख्यत्वे भत्ता, रस्ते, पाणीपुरवठा, शिक्षण, वैद्यकीय बाबी आणि जमीन महसुलामधील प्रमाणानुसार मिळणारे उत्पन्न टक्केवारी वगैरे यासाठी दिलेल्या शासकीय अनुदानांचा समावेश "इतर साधने" यात आहे. असाधारण उत्पन्नामध्ये कर्जे, आगाऊ रकमा, ठेवी, विक्रीसाठी मिळालेले उत्पन्न यांचा समावेश आहे. याच धर्तीवर महापालिकांच्या उत्पन्नासंबंधीची माहिती दिली आहे. नगरपालिका व महापालिका यांच्या खर्चाचा तपशील नेहमीचा व असाधारण खर्च आणि कर्जे असा स्वतंत्रपणे दिला आहे. नेहमीच्या खर्चाचा तपशील सहा ढोबळ लेखा शीर्षाखाली दर्शविला असून त्यात भांडवली व महसुली खर्च समाविष्ट आहे. बृहन्मुंबई महापालिकेचे लेखे (१) शहरक्षेत्र, (२) उपनगर क्षेत्र, (३) विस्तारित उपनगर क्षेत्र, (४) शिक्षण निधी, (५) सुधार योजना व (६) शहर व उपनगरे यांसाठी गलिच्छ वस्ती निर्मूलन योजना, या बाबीसाठी स्वतंत्र ठेवले आहेत. संपूर्ण बृहन्मुंबई महापालिकेसाठी एकूण बेरीज ही वरील लेख्यांमध्ये एकत्रिकरण करून व लेखांतर्गत फेरफार वगळून केली आहे. मात्र यामध्ये बेस्ट उपक्रमांचे उत्पन्न व खर्च यांचा समावेश केला नाही. नागपूर महापालिकेच्या बाबतीत उत्पन्न व खर्च दर्शविताना नागपूर सुधार विश्वस्तमंडळ त्यात समावेश केला नाही. या बाबतीत असे नमूद करण्यात येते की, सर्व नगरपरिषदा व महापालिका उत्पन्न व खर्चाचे लेखे समान पध्दतीने ठेवत नाहीत. परिणामतः तुलनात्मक आकडेवारी तयार करणे फार कठीण जाते. त्यामुळे येथे दिलेली आकडेवारी ही ढोबळमानाने केलेले वर्गीकरण समजावे.

33. PUBLIC ADMINISTRATION AND ELECTORAL STATISTICS:

33.1 Information on income and expenditure of all Village Panchayats, Municipal Councils, Municipal Corporations and Zilla Parishads in the State is given in this section.

33.2 Income and expenditure of Village Panchayats are exclusive of opening and closing balance respectively. Under income, information is separately shown for grants, taxes and other income. Grants include Government grants as well as grants from Zilla Parishads and Panchayat Samitis for development activities. Government grants are mainly land revenue grants, equalization grants and local cess grants. The other taxes include other taxes and fees imposed by the Village Panchayats. Contributions, donations, gifts and fines for contraventions of rules are the sources of the other income of the Village Panchayats.

33.3 The income of each Municipal body is shown according to (i) Municipal rates & taxes and (ii) other sources. Government grants under "Other Sources" are mainly grants on dearness allowance, for roads, for water-supply, for educational purposes for medical purposes percentage share in land revenue. The income from extraordinary receipts includes loans, advances, deposits, sale-proceeds, etc. The information of income position of Municipal Corporations is given on similar line. The expenditure by Municipal Councils and by Municipal Corporations has been shown separately for current and extraordinary expenditure & debts. The break-up of current expenditure is shown under six broad heads of the expenditure and includes both capital and revenue expenditure. The accounts of the Brihanmumbai Municipal Corporation are maintained separately for (i) city area, (ii) suburban area, (iii) extended suburban area, (iv) education fund, (v) improvement scheme, and (vi) slum clearance scheme for city and suburban areas. The totals for the entire Brihanmumbai Municipal Corporation are arrived by summing up the above accounts and excluding the inter-account transfers. These however, do not cover the income and expenditure of Brihanmumbai Electricity Supply and Transport Undertakings. In the case of Nagpur Municipal Corporation, income and expenditure of Nagpur Improvement Trust is not included. It may be mentioned here that all the Municipalities do not follow a uniform procedure for presentation of statistics regarding income and expenditure. As a result that it is very difficult to build up these statistics on comparable basis. The figures shown in these statements may, therefore, be regarded as only broad distribution into the item shown.

३३.४ जिल्हापरिषदांचे उत्पन्न व खर्च यात अनुक्रमे सुरवातीची शिल्लक व अखेरची शिल्लक यांचा समावेश नाही. उत्पन्न हे चार उपशिर्षाखाली दर्शविले आहे. ती अशी (१) स्वनिर्मिती, (२) शासकीय अनुदाने, (३) अभिकरण योजनांसाठी अनुदाने व (४) कर्जे स्वनिर्मित उत्पन्नामध्ये

महसुल अनुदान, सहेतुक अनुदान, आस्थापना अनुदान योजना अनुदान गट अनुदान इत्यादींचा समावेश आहे. खर्चाचा तपशील (१) सर्वसाधारण प्रशासन, (२) शिक्षण, (३) समाज विकास, (४) कर्ज विभाग व (५) इतर या पाच भागात दर्शविला आहे. सामुहिक विकासासाठी दर्शविलेल्या खर्चामध्ये संकीर्ण विभाग या शिर्षाखाली खर्चाचा समावेश नाही, तसेच हा खर्च फक्त महसुली खर्च असून त्यात भांडवली खर्च व कर्जे व आगाऊ रकमा यांचा समावेश नाही, परंतु त्यात स्थानिक विकास कामे, अभिकरण योजना, प्रशिक्षण योजना आणि सर्वसाधारण योजना यावरील महसुली खर्चाचा समावेश आहे.

३३.५ सार्वजनिक निवडणुकीचे निकाल लोकसभा व विधानसभा करिता आणि पक्षानुसार झालेले एकूण मतदान इत्यादींची माहिती ह्यात दिलेली आहे.

33.4 The receipts and expenditure of the Zilla Parishads are exclusive of opening and closing balance, respectively. The receipts are shown under four sub-heads viz. (i) Self-raised resources. (ii) 33.4 Government grants, (iii) grants for agency schemes and (iv) debt section. Self-raised resources are mainly land revenue cess, local cess, local revenues, other taxes and fees imposed by the Zilla Parishads. While Government grants are mainly land revenue grants, block grants, etc. The expenditure is likewise shown under five broad heads, viz. (i) General administration, (ii) education, (iii) community development, (iv) debt section and (v) others. The expenditure under community development is exclusive of expenditure under the head miscellaneous departments. It is also restricted to revenue expenditure and does not include capital expenditure and loans and advances. However, it includes revenue expenditure under local development works, agency scheme, training scheme and other general schemes.

33.5 Results of General election of Lok Sabha and Vidhan Sabha partwise votes polled etc. are given this section.

33.सार्वजनिक प्रशासन व निवडणूक सांख्यिकी / PUBLIC ADMINISTRATION AND ELECTORAL STATISTICS

तक्ता क्र. / Table No. 33.1

जिल्हा परिषदांचे क्षेत्र, लोकसंख्या, सभासद, उत्पन्न व खर्च /

Area, Population, Membership, Income & Expenditure of Zilla Parishad
(2011-12)

| अ.क्र. Sr.No. | जिल्हा District | व्यापलेले क्षेत्र चौ.कि.मी. Area Covered Sq.km. | प्रक्षेपित लोकसंख्या Projected Population | सभासदांची संख्या Membership | | | एकूण उत्पन्न (₹ लाखात) Total Income (₹ In lakh) | एकूण खर्च (₹ लाखात) Total Expenditure (₹ In lakh) | |
|------------------|-------------------------|--|--|--------------------------------|----------------------------|---------------|--|---|--------------------------|
| | | | | नामनिर्देशित Nominated | निवडून आलेले Elected | एकूण Total | | | |
| (1) | (2) | (3) | (4) | (5) | (6) | (7) | (8) | (9) | (2) |
| 1 | मुंबई शहर | -- | -- | -- | -- | -- | -- | -- | Mumbai City |
| 2 | मुंबई उपनगर | -- | -- | -- | -- | -- | -- | -- | Mumbai Suburban |
| 3 | ठाणे | N.A. | N.A. | N.A. | N.A. | N.A. | 98,961 | 89,550 | Thane |
| 4 | रायगड | N.A. | N.A. | N.A. | N.A. | N.A. | 68,612 | 63,593 | Raigad |
| 5 | रतागिरी | N.A. | N.A. | N.A. | N.A. | N.A. | 58,537 | 1,11,431 | Ratnagiri |
| 6 | सिंधुदुर्ग | N.A. | N.A. | N.A. | N.A. | N.A. | 42,172 | 42,583 | Sindhudurg |
| 7 | नाशिक | N.A. | N.A. | N.A. | N.A. | N.A. | 1,08,624 | 33,589 | Nashik |
| 8 | धुळे | N.A. | N.A. | N.A. | N.A. | N.A. | 41,945 | 71,222 | Dhule |
| 9 | नंदुरबार | N.A. | N.A. | N.A. | N.A. | N.A. | 664 | 356 | Nandurbar |
| 10 | जळगाव | N.A. | N.A. | N.A. | N.A. | N.A. | 69,339 | 1,35,271 | Jalgaon |
| 11 | अहमदागर | N.A. | N.A. | N.A. | N.A. | N.A. | 1,08,294 | 1,81,625 | Ahmednagar |
| 12 | पुणे | N.A. | N.A. | N.A. | N.A. | N.A. | 1,39,995 | 2,15,520 | Pune |
| 13 | सातारा | N.A. | N.A. | N.A. | N.A. | N.A. | 85,669 | 1,51,441 | Satara |
| 14 | सांगली | N.A. | N.A. | N.A. | N.A. | N.A. | 65,889 | 63,337 | Sangli |
| 15 | सोलापूर | N.A. | N.A. | N.A. | N.A. | N.A. | 90,333 | 1,56,428 | Solapur |
| 16 | कोल्हापूर | N.A. | N.A. | N.A. | N.A. | N.A. | 147,972 | 80,647 | Kolhapur |
| 17 | औरंगाबाद | N.A. | N.A. | N.A. | N.A. | N.A. | 67,245 | 60,542 | Aurangabad |
| 18 | जालना | N.A. | N.A. | N.A. | N.A. | N.A. | 45,041 | 70,683 | Jalna |
| 19 | परभणी | N.A. | N.A. | N.A. | N.A. | N.A. | 37,802 | 38,501 | Parbhani |
| 20 | हिंगोली | N.A. | N.A. | N.A. | N.A. | N.A. | 22,470 | 27,737 | Hingoli |
| 21 | बीड | N.A. | N.A. | N.A. | N.A. | N.A. | 79,749 | 1,24,688 | Beed |
| 22 | नांदेड | N.A. | N.A. | N.A. | N.A. | N.A. | 78,383 | 73,456 | Nanded |
| 23 | उस्मानाबाद | N.A. | N.A. | N.A. | N.A. | N.A. | 46,400 | 80,835 | Osmanabad |
| 24 | लातूर | N.A. | N.A. | N.A. | N.A. | N.A. | 57,207 | 99,181 | Latur |
| 25 | बुलढाणा | N.A. | N.A. | N.A. | N.A. | N.A. | 63,278 | 1,11,354 | Buldhana |
| 26 | अकोला | N.A. | N.A. | N.A. | N.A. | N.A. | 39,968 | 38,314 | Akola |
| 27 | वाशिम | N.A. | N.A. | N.A. | N.A. | N.A. | 28,634 | 27,791 | Washim |
| 28 | अमरावती | N.A. | N.A. | N.A. | N.A. | N.A. | 42,565 | 1,09,507 | Amravati |
| 29 | यवतमाळ | N.A. | N.A. | N.A. | N.A. | N.A. | 82,625 | 75,489 | Yavatmal |
| 30 | वर्धा | N.A. | N.A. | N.A. | N.A. | N.A. | 37,699 | 33,863 | Wardha |
| 31 | नागपूर | N.A. | N.A. | N.A. | N.A. | N.A. | 72,339 | 1,17,611 | Nagpur |
| 32 | भंडारा | N.A. | N.A. | N.A. | N.A. | N.A. | 38,417 | 61,147 | Bhandara |
| 33 | गोंदिया | N.A. | N.A. | N.A. | N.A. | N.A. | 43,078 | 71,541 | Gondiya |
| 34 | चंद्रपूर | N.A. | N.A. | N.A. | N.A. | N.A. | 66,620 | 1,04,751 | Chandrapur |
| 35 | गडचिरोली | N.A. | N.A. | N.A. | N.A. | N.A. | 44,932 | 37,939 | Gadchiroli |
| | महाराष्ट्र राज्य | N.A. | N.A. | N.A. | N.A. | N.A. | 21,21,456 | 27,61,524 | Maharashtra State |

आधार : रकाना क्र. ८ व ९ - अर्थ व सांख्यिकी संचालनालय, महाराष्ट्र शासन, मुंबई

Source:- Column 8 and 9 - Directorate of Economics and Statistics, Govt. of Maharashtra, Mumbai

33.सार्वजनिक प्रशासन व निवडणूक सांख्यिकी / PUBLIC ADMINISTRATION AND ELECTORAL STATISTICS
तक्ता क्र./ Table No. 33.2
जिल्हा परिषदांचे प्रमुख शीर्षानुसार उत्पन्न / Income of Zilla Parishads by Major Heads
(2011-12)

(₹ लाखात / ₹ in lakhs)

| अ.क्र. | जिल्हा | स्थानिक दर व कर | शुल्कापासून उत्पन्न | अनुदाने / Grants | एकूण उत्पन्न आरंभीची शिल्लक वगळून | District |
|-------------------------|-------------|---------------------|---------------------|------------------|--|--------------------------|
| Sr.No. | | Local Rates & Taxes | Income from Fees | | Total Income Excluding Opening Balance | |
| (1) | (2) | (3) | (4) | (5) | (6) | (2) |
| 1 | मुंबई शहर | -- | -- | -- | -- | Mumbai City |
| 2 | मुंबई उपनगर | -- | -- | -- | -- | Mumbai Suburban |
| 3 | ठाणे | 917 | 523 | 97,521 | 98,961 | Thane |
| 4 | रायगड | 8,547 | 719 | 59,346 | 68,612 | Raigad |
| 5 | रत्नागिरी | 182 | 190 | 58,164 | 58,537 | Ratnagiri |
| 6 | सिंधुदुर्ग | 247 | 195 | 41,011 | 42,172 | Sindhudurg |
| 7 | नाशिक | 2,403 | 1,699 | 1,04,522 | 1,08,624 | Nashik |
| 8 | धुळे | 332 | 156 | 41,458 | 41,945 | Dhule |
| 9 | नंदुरबार | 113 | 313 | 239 | 664 | Nandurbar |
| 10 | जळगाव | 174 | 1,599 | 67,566 | 69,339 | Jalgaon |
| 11 | अहमदागर | 3,363 | 1,224 | 1,03,707 | 1,08,294 | Ahmednager |
| 12 | पुणे | 1,478 | 1,992 | 1,36,525 | 1,39,995 | Pune |
| 13 | सातारा | 1,478 | 493 | 83,697 | 85,669 | Satara |
| 14 | सांगली | 570 | 829 | 64,490 | 65,889 | Sangli |
| 15 | सोलापूर | 433 | 2,129 | 87,771 | 90,333 | Solapur |
| 16 | कोल्हापूर | 1,059 | 539 | 1,46,374 | 1,47,972 | Kolhapur |
| 17 | औरंगाबाद | 968 | 489 | 65,788 | 67,245 | Aurangabad |
| 18 | जालना | 267 | 1,059 | 43,715 | 45,041 | Jalna |
| 19 | परभणी | 223 | 334 | 37,245 | 37,802 | Parbhani |
| 20 | हिंगोली | 28 | 201 | 22,241 | 22,470 | Hingoli |
| 21 | बीड | 946 | 468 | 78,334 | 79,749 | Beed |
| 22 | नांदेड | 374 | 250 | 77,759 | 78,383 | Nanded |
| 23 | उस्मानाबाद | 22 | 648 | 45,730 | 46,400 | Osmanabad |
| 24 | लातूर | 268 | 5,096 | 51,843 | 57,207 | Latur |
| 25 | बुलढाणा | 86 | 333 | 62,859 | 63,278 | Buldhana |
| 26 | अकोला | 918 | 501 | 38,548 | 39,968 | Akola |
| 27 | वाशिम | 268 | 460 | 27,906 | 28,634 | Washim |
| 28 | अमरावती | 36 | 596 | 41,932 | 42,565 | Amravati |
| 29 | यवतमाळ | 1,341 | 5,797 | 75,487 | 82,625 | Yavatmal |
| 30 | वर्धा | 223 | 191 | 37,285 | 37,699 | Wardha |
| 31 | नागपूर | 653 | 534 | 71,151 | 72,339 | Nagpur |
| 32 | भंडारा | 327 | 2,825 | 35,265 | 38,417 | Bhandara |
| 33 | गोंदिया | 34 | 168 | 42,875 | 43,078 | Gondiya |
| 34 | चंद्रपूर | 1,153 | 1,924 | 63,543 | 66,620 | Chandrapur |
| 35 | गडचिरोली | 60 | 991 | 43,881 | 44,932 | Gadchiroli |
| महाराष्ट्र राज्य | | 29,489 | 35,465 | 20,55,778 | 21,21,458 | Maharashtra State |

टिप : अनुदाने या मध्ये मालमत्तेवर आधारित, शिक्षण, वैद्यकीय सेवा, सहाय्यक अनुदाने व इतर साधने यांचा समावेश आहे.

Note : Grants include Board Property, Education, Medical Health, Grants in aid and Other sources.

आधार : अर्थ व सांख्यिकी संचालनालय, महाराष्ट्र शासन, मुंबई

Source:- Directorate of Economics and Statistics, Govt. of Maharashtra, Mumbai

33.सार्वजनिक प्रशासन व निविडणूक सांख्यिकी / PUBLIC ADMINISTRATION AND ELECTORAL STATISTICS

तक्ता क्र./ Table No. 33.3

जिल्हा परिषदांचा प्रमुख शीर्षानुसार खर्च / Expenditure of Zilla Parishads by Major Heads
(2011-12)

(₹ लाखात / ₹ in lakhs)

| अ.क्र. Sr. No. | जिल्हे | आस्थापना Establishment | रस्ते Road | शिक्षण Education | वैद्यकीय सेवा Medical Health | पशुसंवर्धन Animal Husbandary | इतर खर्च Other Exp. | एकूण Total | Districts |
|-------------------------|-------------|---------------------------|---------------|---------------------|---------------------------------|------------------------------------|------------------------|------------------|--------------------------|
| (1) | (2) | (3) | (4) | (5) | (6) | (7) | (8) | (9) | (2) |
| 1 | मुंबई शहर | -- | -- | -- | -- | -- | -- | -- | Mumbai City |
| 2 | मुंबई उपनगर | -- | -- | -- | -- | -- | -- | -- | Mumbai Suburban |
| 3 | ठाणे | 4,969 | 1,444 | 39,784 | 6,902 | 1,166 | 35,284 | 89,550 | Thane |
| 4 | रायगड | 2,426 | 2,550 | 27,192 | 3,092 | 698 | 27,635 | 63,593 | Raigad |
| 5 | रतागिरी | 12,946 | 868 | 69,447 | 6,901 | 1,023 | 20,247 | 1,11,431 | Ratnagiri |
| 6 | सिंधुदुर्ग | 2,726 | 3,534 | 21,525 | 3,088 | 484 | 11,226 | 42,583 | Sindhudurg |
| 7 | नाशिक | 483 | 8,352 | 715 | 1,849 | 589 | 21,602 | 33,589 | Nashik |
| 8 | धुळे | 4,954 | 6,688 | 25,531 | 5,139 | 925 | 27,986 | 71,222 | Dhule |
| 9 | नंदुरबार | 76 | 25 | 0 | 2 | 0 | 253 | 356 | Nandurbar |
| 10 | जळगाव | 6,500 | 3,805 | 42,642 | 5,418 | 1,093 | 75,813 | 1,35,271 | Jalgaon |
| 11 | अहमदागर | 5,772 | 1,923 | 44,294 | 5,995 | 1,569 | 1,22,072 | 1,81,625 | Ahmednager |
| 12 | पुणे | 6,265 | 8,632 | 67,932 | 6,727 | 1,166 | 1,24,797 | 2,15,520 | Pune |
| 13 | सातारा | 6,594 | 5,610 | 68,136 | 9,149 | 1,811 | 60,141 | 1,51,441 | Satara |
| 14 | सांगली | 4,595 | 1,889 | 25,373 | 3,734 | 779 | 26,966 | 63,337 | Sangli |
| 15 | सोलापूर | 8,305 | 2,547 | 50,374 | 4,481 | 1,252 | 89,469 | 1,56,428 | Solapur |
| 16 | कोल्हापूर | 7,142 | 2,425 | 38,162 | 5,110 | 1,098 | 26,710 | 80,647 | Kolhapur |
| 17 | औरंगाबाद | 2,654 | 1,259 | 35,010 | 3,417 | 770 | 17,432 | 60,542 | Aurangabad |
| 18 | जालना | 2,604 | 792 | 18,862 | 2,889 | 402 | 45,134 | 70,683 | Jalna |
| 19 | परभणी | 4,421 | 826 | 20,696 | 2,236 | 518 | 9,803 | 38,501 | Parbhani |
| 20 | हिंगोली | 2,415 | 267 | 16,089 | 1,362 | 452 | 7,152 | 27,737 | Hingoli |
| 21 | बीड | 5,341 | 1,625 | 37,648 | 3,779 | 1,006 | 75,288 | 1,24,688 | Beed |
| 22 | नांदेड | 10,910 | 0 | 40,638 | 7,213 | 1,019 | 13,677 | 73,456 | Nanded |
| 23 | उस्मानाबाद | 4,276 | 1,429 | 26,613 | 2,786 | 835 | 44,897 | 80,835 | Osmanabad |
| 24 | लातूर | 4,522 | 2,011 | 32,087 | 3,237 | 778 | 56,545 | 99,181 | Latur |
| 25 | बुलढाणा | 5,354 | 1,141 | 35,670 | 3,387 | 603 | 65,199 | 1,11,354 | Buldhana |
| 26 | अकोला | 2,509 | 898 | 20,155 | 2,330 | 535 | 11,887 | 38,314 | Akola |
| 27 | वाशिम | 1,574 | 1,598 | 14,170 | 1,884 | 305 | 8,260 | 27,791 | Washim |
| 28 | अमरावती | 11,045 | 1,973 | 54,067 | 8,382 | 1,380 | 32,660 | 1,09,507 | Amravati |
| 29 | यवतमाळ | 740 | 1,247 | 1 | 3,623 | 161 | 69,717 | 75,489 | Yavatmal |
| 30 | वर्धा | 3,249 | 1,002 | 12,454 | 1,938 | 524 | 14,696 | 33,863 | Wardha |
| 31 | नागपूर | 11,439 | 803 | 25,969 | 3,513 | 679 | 75,209 | 117,611 | Nagpur |
| 32 | भंडारा | 1,752 | 240 | 18,914 | 2,366 | 333 | 37,542 | 61,147 | Bhandara |
| 33 | गोंदिया | 853 | 900 | 21,437 | 3,045 | 736 | 44,570 | 71,541 | Gondiya |
| 34 | चंद्रपूर | 2,702 | 2,841 | 51,808 | 8,679 | 1,837 | 36,884 | 1,04,751 | Chandrapur |
| 35 | गडचिरोली | 2,683 | 646 | 17,133 | 4,654 | 744 | 12,079 | 37,939 | Gadchiroli |
| महाराष्ट्र राज्य | | 1,54,796 | 71,790 | 10,20,528 | 1,38,307 | 27,270 | 13,48,832 | 27,61,523 | Maharashtra State |

आधार : अर्थ व सांख्यिकी संचालनालय, महाराष्ट्र शासन, मुंबई

Source:- Directorate of Economics and Statistics, Govt. of Maharashtra, Mumbai

33.सार्वजनिक प्रशासन व निविडणूक सांख्यिकी / PUBLIC ADMINISTRATION AND ELECTORAL STATISTICS
तक्ता क्र./ Table No. 33.4
जिल्हातील ग्रामपंचायती व पंचायत समित्यांची संख्या / Districtwise number of Gram Panchayats and Panchayat Samities
(2011-12)

| (₹ लाखात / ₹ in lakhs) | | | | | | | | | | | | | | |
|------------------------|-----------------------------|-------------|-------------|--------------------------|-------------|-------------|--|------------------------|-------------|-------------|--|------------------------------------|--|------------------------------|
| अ. क्र. | पंचायत समिती | | | ग्रामपंचायत सरपंच संख्या | | | | ग्रामपंचायत पंच संख्या | | | | एकूण उत्पन्न | एकूण खर्च | District |
| | Panchayat Samities | | | Number of Sarpanch | | | | Number of panch | | | | (₹ लाखात) | (₹ लाखात) | |
| Sr. No. | जिल्हा | संख्या | सदस्यत्व | स्त्री | अ.जा. | अ.ज. | (एकूण सर्व- साधार ण धरून) Total | स्त्री | अ.जा. | अ.ज. | (एकूण सर्व- साधार ण धरून) Total | Total income (₹ In lakhs) | Total Expen- diture (₹ In lakhs) | (2) |
| (1) | (2) | (3) | (4) | (5) | (6) | (7) | (8) | (9) | (10) | (11) | (12) | (13) | (14) | (2) |
| 1 | मुंबई शहर | -- | -- | -- | -- | -- | -- | -- | -- | -- | -- | -- | -- | Mumbai City |
| 2 | मुंबई उपनगर | -- | -- | -- | -- | -- | -- | -- | -- | -- | -- | -- | -- | Mumbai Suburban |
| 2 | ठाणे | N.A. | N.A. | N.A. | N.A. | N.A. | N.A. | N.A. | N.A. | N.A. | N.A. | 13,583 | 12,065 | Thane |
| 3 | रायगड | N.A. | N.A. | N.A. | N.A. | N.A. | N.A. | N.A. | N.A. | N.A. | N.A. | 17,053 | 17,830 | Raigad |
| 4 | रतागिरी | N.A. | N.A. | N.A. | N.A. | N.A. | N.A. | N.A. | N.A. | N.A. | N.A. | 9,271 | 9,294 | Ratnagiri |
| 5 | सिंधुदुर्ग | N.A. | N.A. | N.A. | N.A. | N.A. | N.A. | N.A. | N.A. | N.A. | N.A. | 6,601 | 6,058 | Sindhudurg |
| 6 | नाशिक | N.A. | N.A. | N.A. | N.A. | N.A. | N.A. | N.A. | N.A. | N.A. | N.A. | 8,612 | 8,351 | Nashik |
| 7 | धुळे | N.A. | N.A. | N.A. | N.A. | N.A. | N.A. | N.A. | N.A. | N.A. | N.A. | 6,705 | 6,871 | Dhule |
| 8 | नंदुरबार | N.A. | N.A. | N.A. | N.A. | N.A. | N.A. | N.A. | N.A. | N.A. | N.A. | 3,414 | 4,470 | Nandurbar |
| 9 | जळगाव | N.A. | N.A. | N.A. | N.A. | N.A. | N.A. | N.A. | N.A. | N.A. | N.A. | 6,844 | 6,357 | Jalgaon |
| 10 | अहमदागर | N.A. | N.A. | N.A. | N.A. | N.A. | N.A. | N.A. | N.A. | N.A. | N.A. | 10,010 | 8,673 | Ahmednager |
| 11 | पुणे | N.A. | N.A. | N.A. | N.A. | N.A. | N.A. | N.A. | N.A. | N.A. | N.A. | 24,861 | 23,592 | Pune |
| 12 | सातारा | N.A. | N.A. | N.A. | N.A. | N.A. | N.A. | N.A. | N.A. | N.A. | N.A. | 10,680 | 9,900 | Satara |
| 13 | सांगली | N.A. | N.A. | N.A. | N.A. | N.A. | N.A. | N.A. | N.A. | N.A. | N.A. | 5,715 | 4,998 | Sangli |
| 14 | सोलापूर | N.A. | N.A. | N.A. | N.A. | N.A. | N.A. | N.A. | N.A. | N.A. | N.A. | 9,763 | 9,524 | Solapur |
| 15 | कोल्हापूर | N.A. | N.A. | N.A. | N.A. | N.A. | N.A. | N.A. | N.A. | N.A. | N.A. | 15,030 | 14,292 | Kolhapur |
| 16 | औरंगाबाद | N.A. | N.A. | N.A. | N.A. | N.A. | N.A. | N.A. | N.A. | N.A. | N.A. | 3,916 | 3,552 | Aurangabad |
| 17 | जालना | N.A. | N.A. | N.A. | N.A. | N.A. | N.A. | N.A. | N.A. | N.A. | N.A. | 5,913 | 5,726 | Jalna |
| 18 | परभणी | N.A. | N.A. | N.A. | N.A. | N.A. | N.A. | N.A. | N.A. | N.A. | N.A. | 3,932 | 3,963 | Parbhani |
| 19 | हिंगोली | N.A. | N.A. | N.A. | N.A. | N.A. | N.A. | N.A. | N.A. | N.A. | N.A. | 4,776 | 4,381 | Hingoli |
| 20 | बीड | N.A. | N.A. | N.A. | N.A. | N.A. | N.A. | N.A. | N.A. | N.A. | N.A. | 2,179 | 1,969 | Beed |
| 21 | नांदेड | N.A. | N.A. | N.A. | N.A. | N.A. | N.A. | N.A. | N.A. | N.A. | N.A. | 1,967 | 1,876 | Nanded |
| 22 | उस्मानाबाद | N.A. | N.A. | N.A. | N.A. | N.A. | N.A. | N.A. | N.A. | N.A. | N.A. | 5,044 | 4,891 | Osmanabad |
| 23 | लातूर | N.A. | N.A. | N.A. | N.A. | N.A. | N.A. | N.A. | N.A. | N.A. | N.A. | 5,336 | 5,182 | Latur |
| 24 | बुलढाणा | N.A. | N.A. | N.A. | N.A. | N.A. | N.A. | N.A. | N.A. | N.A. | N.A. | 6,009 | 9,093 | Buldhana |
| 25 | अकोला | N.A. | N.A. | N.A. | N.A. | N.A. | N.A. | N.A. | N.A. | N.A. | N.A. | 2,317 | 1,944 | Akola |
| 26 | वाशिम | N.A. | N.A. | N.A. | N.A. | N.A. | N.A. | N.A. | N.A. | N.A. | N.A. | 2,432 | 2,466 | Washim |
| 27 | अमरावती | N.A. | N.A. | N.A. | N.A. | N.A. | N.A. | N.A. | N.A. | N.A. | N.A. | 3,138 | 3,199 | Amravati |
| 28 | यवतमाळ | N.A. | N.A. | N.A. | N.A. | N.A. | N.A. | N.A. | N.A. | N.A. | N.A. | 4,506 | 4,428 | Yavatmal |
| 29 | वर्धा | N.A. | N.A. | N.A. | N.A. | N.A. | N.A. | N.A. | N.A. | N.A. | N.A. | 6,382 | 3,673 | Wardha |
| 30 | नागपूर | N.A. | N.A. | N.A. | N.A. | N.A. | N.A. | N.A. | N.A. | N.A. | N.A. | 7,764 | 7,024 | Nagpur |
| 31 | भंडारा | N.A. | N.A. | N.A. | N.A. | N.A. | N.A. | N.A. | N.A. | N.A. | N.A. | 4,061 | 3,818 | Bhandara |
| 32 | गोंदिया | N.A. | N.A. | N.A. | N.A. | N.A. | N.A. | N.A. | N.A. | N.A. | N.A. | 3,354 | 3,180 | Gondiya |
| 33 | चंद्रपूर | N.A. | N.A. | N.A. | N.A. | N.A. | N.A. | N.A. | N.A. | N.A. | N.A. | 4,020 | 4,118 | Chandrapur |
| 34 | गडचिरोली | N.A. | N.A. | N.A. | N.A. | N.A. | N.A. | N.A. | N.A. | N.A. | N.A. | 2,267 | 1,880 | Gadchiroli |
| | महाराष्ट्र राज्य | N.A. | N.A. | N.A. | N.A. | N.A. | N.A. | N.A. | N.A. | N.A. | N.A. | 2,27,455 | 2,18,638 | Maharashtra State |

टिप : उपलब्ध नाही

Note – N.A. Not Available

आधार : अर्थ व सांख्यिकी संचालनालय, महाराष्ट्र शासन, मुंबई

Source:- Directorate of Economics and Statistics, Govt. of Maharashtra, Mumbai

33.सार्वजनिक प्रशासन व निवडणूक सांख्यिकी / PUBLIC ADMINISTRATION AND ELECTORAL STATISTICS
तक्ता क्र. / Table No. 33.5
लोकसभेची व विधानसभेची मतदार संख्या २००९- / Number of Electors for Lok Sabha and Vidhan Sabha -2009

| अ.क्र. Sr.No. | जिल्हा (2) | लोकसभा Lok Sabha (3) | विधानसभा Vidhan Sabha (4) | District (2) |
|------------------|-------------------------|----------------------------|---------------------------------|--------------------------|
| 1 | मुंबई शहर | 31,05,710 | 26,87,761 | Mumbai City |
| 2 | मुंबई उपागर | 64,68,791 | 72,06,080 | Mumbai Suburban |
| 3 | ठाणे | 64,01,547 | 67,03,976 | Thane |
| 4 | रायगड | 13,59,830 | 16,46,911 | Raigad |
| 5 | रतागिरी | 12,52,255 | 11,18,630 | Ratnagiri |
| 6 | सिंधुदुर्ग | -- | 5,93,924 | Sindhudurg |
| 7 | नाशिक | 28,81,352 | 37,82,214 | Nashik |
| 8 | धुळे | 15,75,225 | 14,19,243 | Dhule |
| 9 | नंदुरबार | 14,55,543 | 9,65,860 | Nandurbar |
| 10 | जळगाव | 29,68,082 | 28,40,170 | Jalgaon |
| 11 | अहमदागर | 28,35,841 | 29,20,208 | Ahmednager |
| 12 | पुणे | 66,35,765 | 64,57,925 | Pune |
| 13 | सातारा | 15,46,146 | 21,45,250 | Satara |
| 14 | सांगली | 14,90,571 | 22,76,948 | Sangli |
| 15 | सोलापूर | 31,52,580 | 29,67,824 | Solapur |
| 16 | कोल्हापूर | 30,41,590 | 24,07,632 | Kolhapur |
| 17 | औरंगाबाद | 14,17,964 | 22,01,029 | Aurangabad |
| 18 | जालाना | 14,26,255 | 12,30,019 | Jalna |
| 19 | परभणी | 16,10,088 | 11,62,899 | Parbhani |
| 20 | हिंगोली | 13,69,774 | 7,36,894 | Hingoli |
| 21 | बीड | 16,37,239 | 16,98,745 | Beed |
| 22 | नांदेड | 1439,015 | 21,51,682 | Nanded |
| 23 | उस्मानाबाद | 16,08,852 | 11,29,289 | Osmanabad |
| 24 | लातूर | 15,09,987 | 15,87,034 | Latur |
| 25 | बुलढाणा | 13,82,736 | 16,71,689 | Buldhana |
| 26 | अकोला | 14,80,606 | 12,76,091 | Akola |
| 27 | वाशिम | -- | 7,78,702 | Washim |
| 28 | अमरावती | 14,23,855 | 20,04,140 | Amravati |
| 29 | यवतमाळ | 15,54,042 | 18,13,467 | Yavatmal |
| 30 | वर्धा | 14,08,781 | 9,41,598 | Wardha |
| 31 | नागपूर | 32,41,820 | 35,43,186 | Nagpur |
| 32 | भंडारा | 14,50,477 | 8,36,187 | Bhandara |
| 33 | गोंदिया | -- | 8,70,272 | Gondiya |
| 34 | चंद्रपूर | 15,36,352 | 15,60,343 | Chandrapur |
| 35 | गडचिरोली | 12,85,387 | 6,34,490 | Gadchiroli |
| | महाराष्ट्र राज्य | 7,29,54,058 | 7,59,68,312 | Maharashtra State |

आधार : मुख्य निवडणूक अधिकारी, महाराष्ट्र शासन, मुंबई

Source:- Chief Electoral Officer, Government of Maharashtra, Mumbai

33.सार्वजनिक प्रशासन व निवडणूक सांख्यिकी / PUBLIC ADMINISTRATION AND ELECTORAL STATISTICS
तक्ता क्र. / Table No. 33.6
लोकसभेच्या व विधानसभेच्या जिल्हावार एकूण जागा / Districtwise number of Lok Sabha and Vidhan Sabha seats
(2009)

| अ.क्र. Sr.No. | जिल्हा (2) | लोकसभा Lok Sabha (3) | विधानसभा Vidhan Sabha (4) | District (2) |
|------------------|-------------------------|----------------------------|---------------------------------|--------------------------|
| 1 | मुंबई शहर | 2 | 10 | Mumbai City |
| 2 | मुंबई उपागर | 4 | 26 | Mumbai Suburban |
| 3 | ठाणे | 4 | 24 | Thane |
| 4 | रायगड | 1 | 7 | Raigad |
| 5 | रतागिरी | 1 | 5 | Ratnagiri |
| 6 | सिंधुदुर्ग | -- | 3 | Sindhudurg |
| 7 | नाशिक | 2 | 15 | Nashik |
| 8 | धुळे | 1 | 5 | Dhule |
| 9 | नंदुरबार | 1 | 4 | Nandurbar |
| 10 | जळगाव | 2 | 11 | Jalgaon |
| 11 | अहमदागर | 2 | 12 | Ahmednager |
| 12 | पुणे | 4 | 21 | Pune |
| 13 | सातारा | 1 | 8 | Satara |
| 14 | सांगली | 1 | 9 | Sangli |
| 15 | सोलापूर | 2 | 11 | Solapur |
| 16 | कोल्हापूर | 2 | 9 | Kolhapur |
| 17 | औरंगाबाद | 1 | 9 | Aurangabad |
| 18 | जालाना | 1 | 5 | Jalna |
| 19 | परभणी | 1 | 4 | Parbhani |
| 20 | हिंगोली | 1 | 3 | Hingoli |
| 21 | बीड | 1 | 6 | Beed |
| 22 | नांदेड | 1 | 9 | Nanded |
| 23 | उस्मानाबाद | 1 | 4 | Osmanabad |
| 24 | लातूर | 1 | 6 | Latur |
| 25 | बुलढाणा | 1 | 7 | Buldhana |
| 26 | अकोला | 1 | 5 | Akola |
| 27 | वाशिम | -- | 3 | Washim |
| 28 | अमरावती | 1 | 8 | Amravati |
| 29 | यवतमाळ | 1 | 7 | Yavatmal |
| 30 | वर्धा | 1 | 4 | Wardha |
| 31 | नागपूर | 2 | 12 | Nagpur |
| 32 | भंडारा | 1 | 3 | Bhandara |
| 33 | गोंदिया | -- | 4 | Gondiya |
| 34 | चंद्रपूर | 1 | 6 | Chandrapur |
| 35 | गडचिरोली | 1 | 3 | Gadchiroli |
| | महाराष्ट्र राज्य | 48 | 288 | Maharashtra State |

आधार : मुख्य निवडणूक अधिकारी, महाराष्ट्र शासन, मुंबई

Source:- Chief Electoral Officer, Government of Maharashtra, Mumbai

तक्ता क्रमांक/TABLE No. 33.7

33.सार्वजनिक प्रशासन व निवडणूक सांख्यिकी /
तक्ता क्र. /

विधानसभा २००९ च्या निवडणुकीत झालेले मतदान, मतांचे शेकडा प्रमाण व पक्षानुसार जिंकलेल्या जागा /

पक्ष /

| अ.क्र. Sr.No. | जिल्हा | इंडियन नॅशनल काँग्रेस | | | | राष्ट्रवादी काँग्रेस पार्टी | | | भारतीय जनता पक्ष | | |
|-------------------------|-------------|--------------------------------|------------------------------|--|------------------------------------|-------------------------------|--|------------------------------------|------------------------------|--|------------------------------------|
| | | Indian National Congress (INC) | | | | National Congress Party (NCP) | | | Bharatiya Janta Party (BJP) | | |
| | | एकूण ग्राह्य मते (०००) | एकूण ग्राह्य मते (०००) | ग्राह्य मतांचे शेकडा प्रमाण % of valid votes polled | जिंकलेल्या जागा Seats won | एकूण ग्राह्य मते (०००) | ग्राह्य मतांचे शेकडा प्रमाण % of valid votes polled | जिंकलेल्या जागा Seats won | एकूण ग्राह्य मते (०००) | ग्राह्य मतांचे शेकडा प्रमाण % of valid votes polled | जिंकलेल्या जागा Seats won |
| (1) | (2) | (3) | (4) | (5) | (6) | (7) | (8) | (9) | (10) | (11) | (12) |
| 1 | मुंबई शहर | - | - | - | 2 | 0.13 | - | - | - | - | - |
| 2 | मुंबई उपागर | - | - | - | 5 | 0.15 | - | - | - | - | - |
| 3 | ठाणे | 1 | 0.04 | - | 7 | 0.22 | - | 1 | 0.02 | - | - |
| 4 | रायगड | 304 | 27.16 | 3 | 4 | 0.32 | - | 1 | 0.12 | - | - |
| 5 | रतागिरी | - | - | - | - | - | - | - | - | - | - |
| 6 | सिंधुदुर्ग | - | - | - | - | - | - | 25 | 6.14 | - | - |
| 7 | नाशिक | 14 | 0.63 | - | 7 | 0.3 | - | 71 | 3.17 | 1 | - |
| 8 | धुळे | 7 | 0.92 | - | - | - | - | - | - | - | - |
| 9 | नंदुरबार | - | - | - | 4 | 0.68 | - | - | - | - | - |
| 10 | जळगाव | - | - | - | 2 | 0.14 | - | - | 0.01 | - | - |
| 11 | अहमदागर | - | - | - | 4 | 0.19 | - | 11 | 0.53 | - | - |
| 12 | पुणे | - | - | - | 8 | 0.22 | - | - | - | - | - |
| 13 | सातारा | - | - | - | - | - | - | - | - | - | - |
| 14 | सांगली | - | - | - | 1 | 0.06 | - | 26 | 1.68 | - | - |
| 15 | सोलापूर | 87 | 4.68 | 1 | 7 | 0.36 | - | 59 | 3.18 | - | - |
| 16 | कोल्हापूर | 23 | 1.3 | - | - | - | - | 189 | 10.63 | 1 | - |
| 17 | औरंगाबाद | - | - | - | 5 | 0.34 | - | - | - | - | - |
| 18 | जालाना | - | - | - | 3 | 0.37 | - | - | - | - | - |
| 19 | परभणी | 6 | 0.78 | - | 4 | 0.53 | - | 3 | 0.44 | - | - |
| 20 | हिंगोली | - | - | - | 5 | 1.02 | - | - | - | - | - |
| 21 | बीड | 10 | 0.86 | - | - | - | - | 2 | 0.2 | - | - |
| 22 | नांदेड | - | - | - | 11 | 0.77 | - | 26 | 1.89 | - | - |
| 23 | उस्मनाबाद | 46 | 6.31 | - | 5 | 0.62 | - | - | - | - | - |
| 24 | लातूर | 2 | 0.17 | - | 2 | 0.17 | - | 13 | 1.27 | - | - |
| 25 | बुलढाणा | 3 | 0.29 | - | 91 | 8.17 | - | 53 | 4.77 | - | - |
| 26 | अकोला | - | - | - | 128 | 18.48 | 1 | 77 | 11.14 | - | - |
| 27 | वाशिम | - | 0.08 | - | 33 | 7.08 | - | 2 | 0.37 | - | - |
| 28 | अमरावती | - | - | - | 14 | 1.12 | - | 5 | 0.43 | - | - |
| 29 | यवतमाळ | - | - | - | 4 | 0.35 | - | 2 | 0.21 | - | - |
| 30 | वर्धा | - | - | - | 2 | 0.35 | - | - | - | - | - |
| 31 | नागपूर | - | - | - | 13 | 0.64 | - | - | - | - | - |
| 32 | भंडारा | - | - | - | 1 | 0.15 | - | - | - | - | - |
| 33 | गोंदिया | - | - | - | 3 | 0.43 | - | 1 | 0.13 | - | - |
| 34 | चंद्रपूर | - | - | - | 4 | 0.39 | - | 5 | 0.49 | - | - |
| 35 | गडचिरोली | - | - | - | - | - | - | - | - | - | - |
| महाराष्ट्र राज्य | | 504 | 1.11 | 4.00 | 377 | 0.83 | 1.00 | 575 | 1.27 | 2 | 0 |

PUBLIC ADMINISTRATION AND ELECTORAL STATISTICS

Table No. 33.7

Votes polled, percentage of votes polled and seats won accordingly by the parties in the Vidhan Sabha elections 2009

| Parties | | | | | | | | | |
|---|---------------------------------------|----------------------|---|---------------------------------------|----------------------|---|---------------------------------------|----------------------|--------------------------|
| शिवसेना Shiv Sena (SS) | | | महाराष्ट्र नवनिर्माण सेना Maharashtra Navnirman Sena | | | बहुजन विकास आघाडी Bahujan Vikas Aghadi | | | District |
| एकूण ग्राह्य मते (०००) | ग्राह्य मतांचे शेकडा प्रमाण | जिंकलेल्या जागा | एकूण ग्राह्य मते (०००) | ग्राह्य मतांचे शेकडा प्रमाण | जिंकलेल्या जागा | एकूण ग्राह्य मते (०००) | ग्राह्य मतांचे शेकडा प्रमाण | जिंकलेल्या जागा | |
| Total No.of valid votes polled (000) (13) | % of valid votes polled (14) | Seats won (15) | Total No.of valid votes polled (000) (16) | % of valid votes polled (17) | Seats won (18) | Total No.of valid votes polled (000) (19) | % of valid votes polled (20) | Seats won (21) | (2) |
| 259 | 22.03 | - | 266 | 22.64 | 2 | - | - | - | Mumbai City |
| 629 | 18.56 | 4 | 818 | 24.14 | 4 | 1 | 0.02 | - | Mumbai Suburban |
| 694 | 20.86 | 5 | 482 | 14.47 | 2 | 208 | 6.24 | 2 | Thane |
| 167 | 14.92 | 1 | 28 | 2.53 | - | - | - | - | Raigad |
| 264 | 35.98 | 3 | 41 | 5.59 | - | - | - | - | Ratnagiri |
| 93 | 23.15 | - | - | - | - | - | - | - | Sindhudurg |
| 558 | 24.84 | 4 | 239 | 10.63 | 3 | - | - | - | Nashik |
| 118 | 14.92 | 1 | 1 | 0.09 | - | - | - | - | Dhule |
| 45 | 6.95 | - | - | - | - | - | - | - | Nandurbar |
| 389 | 22.75 | 2 | 42 | 2.48 | - | - | - | - | Jalgaon |
| 424 | 21.33 | 3 | 24 | 1.19 | - | - | - | - | Ahmednager |
| 618 | 17.56 | 3 | 329 | 9.34 | 1 | - | - | - | Pune |
| 181 | 13 | - | 6 | 0.42 | - | - | - | - | Satara |
| 68 | 4.32 | - | 8 | 0.53 | - | - | - | - | Sangli |
| 140 | 7.59 | - | 7 | 0.38 | - | - | - | - | Solapur |
| 292 | 16.42 | 3 | 3 | 0.14 | - | - | - | - | Kolhapur |
| 246 | 17.93 | 2 | 95 | 6.93 | 1 | - | - | - | Aurangabad |
| 191 | 23.37 | 1 | 45 | 5.47 | - | - | - | - | Jalna |
| 186 | 24.19 | 2 | 2 | 0.24 | - | - | - | - | Parbhani |
| 138 | 27.26 | - | 7 | 1.45 | - | - | - | - | Hingoli |
| 33 | 2.84 | - | 6 | 0.54 | - | - | - | - | Beed |
| 216 | 15.5 | - | 7 | 0.51 | - | - | - | - | Nanded |
| 249 | 33.9 | 2 | 15 | 2.05 | - | - | - | - | Osmanabad |
| 90 | 8.51 | - | 14 | 1.3 | - | - | - | - | Latur |
| 216 | 19.38 | 2 | 27 | 2.38 | - | - | - | - | Buldhana |
| 72 | 10.4 | 1 | 10 | 1.39 | - | - | - | - | Akola |
| 32 | 6.84 | - | 5 | 1.09 | - | - | - | - | Washim |
| 130 | 10.48 | 1 | 17 | 1.41 | - | - | - | - | Amravati |
| 196 | 16.92 | 1 | 13 | 1.1 | - | - | - | - | Yavatmal |
| 73 | 11.87 | 1 | 4 | 0.62 | - | - | - | - | Wardha |
| 121 | 6.09 | 1 | 12 | 0.6 | - | - | - | - | Nagpur |
| 104 | 17.96 | 1 | - | - | - | - | - | - | Bhandara |
| 66 | 10.82 | - | - | - | - | - | - | - | Gondiya |
| 56 | 5.67 | - | 13 | 1.31 | - | - | - | - | Chandrapur |
| 17 | 3.96 | - | 1 | 0.27 | - | - | - | - | Gadchiroli |
| 7369 | 16.26 | 44 | 2586 | 5.71 | 13 | 208 | 0.46 | 2 | Maharashtra State |

| | | शेतकरी कामगार पक्ष | | | भारतीय बहुजन महासंघ | | | जन सुराज्य शक्ती | | |
|------------------|-----------------------------|---|-------------------------------|--------------|---|-------------------------------|--------------|---|-------------------------------|--------------|
| | | Peasant (PWP) Workers Party | | | Bharthia Bahujan Mahasandh (BBM) | | | Jan suraiya shakti | | |
| अ.क्र. Sr.No. | जिल्हा | एकूण | ग्राहय मतांचे | जिकलेल्या | एकूण | ग्राहय मतांचे | जिकलेल्या | एकूण | ग्राहय मतांचे | जिकलेल्या |
| | | ग्राहय मते (^{०००}) | शेकडा प्रमाण | जागा | ग्राहय मते (^{०००}) | शेकडा प्रमाण | जागा | ग्राहय मते (^{०००}) | शेकडा प्रमाण | जागा |
| | | Total No.of valid votes polled (⁰⁰⁰) | % of valid votes polled | Seats won | Total No.of valid votes polled (⁰⁰⁰) | % of valid votes polled | Seats won | Total No.of valid votes polled (⁰⁰⁰) | % of valid votes polled | Seats won |
| (1) | (2) | (22) | (23) | (24) | (25) | (26) | (27) | (28) | (29) | (30) |
| 1 | मुंबई शहर | - | - | - | 2 | 0.13 | - | - | - | - |
| 2 | मुंबई उपागर | - | - | - | 5 | 0.15 | - | 1 | 0.04 | - |
| 3 | ठाणे | 1 | 0.04 | - | 7 | 0.22 | - | 1 | 0.02 | - |
| 4 | रायगड | 304 | 27.16 | 3 | 4 | 0.32 | - | 1 | 0.12 | - |
| 5 | रतागिरी | - | - | - | - | - | - | - | - | - |
| 6 | सिंधुदुर्ग | - | - | - | - | - | - | 25 | 6.14 | - |
| 7 | नाशिक | 14 | 0.63 | - | 7 | 0.3 | - | 71 | 3.17 | 1 |
| 8 | धुळे | 7 | 0.92 | - | - | - | - | - | - | - |
| 9 | नंदुरबार | - | - | - | 4 | 0.68 | - | - | - | - |
| 10 | जळगाव | - | - | - | 2 | 0.14 | - | - | 0.01 | - |
| 11 | अहमदागर | - | - | - | 4 | 0.19 | - | 11 | 0.53 | - |
| 12 | पुणे | - | - | - | 8 | 0.22 | - | - | - | - |
| 13 | सातारा | - | - | - | - | - | - | - | - | - |
| 14 | सांगली | - | - | - | 1 | 0.06 | - | 26 | 1.68 | - |
| 15 | सोलापूर | 87 | 4.68 | 1 | 7 | 0.36 | - | 59 | 3.18 | - |
| 16 | कोल्हापूर | 23 | 1.3 | - | - | - | - | 189 | 10.63 | 1 |
| 17 | औरंगाबाद | - | - | - | 5 | 0.34 | - | - | - | - |
| 18 | जालाना | - | - | - | 3 | 0.37 | - | - | - | - |
| 19 | परभणी | 6 | 0.78 | - | 4 | 0.53 | - | 3 | 0.44 | - |
| 20 | हिंगोली | - | - | - | 5 | 1.02 | - | - | - | - |
| 21 | बीड | 10 | 0.86 | - | - | - | - | 2 | 0.2 | - |
| 22 | नांदेड | - | - | - | 11 | 0.77 | - | 26 | 1.89 | - |
| 23 | उस्मनाबाद | 46 | 6.31 | - | 5 | 0.62 | - | - | - | - |
| 24 | लातूर | 2 | 0.17 | - | 2 | 0.17 | - | 13 | 1.27 | - |
| 25 | बुलढाणा | 3 | 0.29 | - | 91 | 8.17 | - | 53 | 4.77 | - |
| 26 | अकोला | - | - | - | 128 | 18.48 | 1 | 77 | 11.14 | - |
| 27 | वाशिम | - | 0.08 | - | 33 | 7.08 | - | 2 | 0.37 | - |
| 28 | अमरावती | - | - | - | 14 | 1.12 | - | 5 | 0.43 | - |
| 29 | यवतमाळ | - | - | - | 4 | 0.35 | - | 2 | 0.21 | - |
| 30 | वर्धा | - | - | - | 2 | 0.35 | - | - | - | - |
| 31 | नागपूर | - | - | - | 13 | 0.64 | - | - | - | - |
| 32 | भंडारा | - | - | - | 1 | 0.15 | - | - | - | - |
| 33 | गोर्दिया | - | - | - | 3 | 0.43 | - | 1 | 0.13 | - |
| 34 | चंद्रपूर | - | - | - | 4 | 0.39 | - | 5 | 0.49 | - |
| 35 | गडचिरोली | - | - | - | - | - | - | - | - | - |
| | महाराष्ट्र राज्य | 504 | 1.11 | 4 | 377 | 0.83 | 1 | 575 | 1.27 | 2 |

Table No. 33.7 - Contd.

| Parties | | | | | | | | | |
|----------------------|----------------|------------|---|----------------|------------|---------------------------|----------------|------------|--------------------------|
| समाजवादी पार्टी | | | भारतीय कम्युनिस्ट पार्टी(मार्क्सवादी) | | | बहुजन समाज पार्टी | | | |
| Samajwadi Party (SP) | | | Communist Party of India (CPI) (Maxist) | | | Bahujan Samaj Party (BSP) | | | |
| एकूण | ग्राह्य मतांचे | जिंकलेल्या | एकूण | ग्राह्य मतांचे | जिंकलेल्या | एकूण | ग्राह्य मतांचे | जिंकलेल्या | |
| ग्राह्य मते | शेकडा | जागा | ग्राह्य मते | शेकडा | जागा | ग्राह्य मते | शेकडा | जागा | |
| ('०००) | प्रमाण | | ('०००) | प्रमाण | | ('०००) | प्रमाण | | |
| Total No.of | % of | Seats | Total No.of | % of | Seats | Total No.of | % of | Seats | |
| valid votes | valid votes | won | valid votes | valid votes | won | valid votes | valid votes | won | District |
| polled ('000) | polled | | polled ('000) | polled | | polled ('000) | polled | | |
| (31) | (32) | (33) | (34) | (35) | (36) | (37) | (38) | (39) | (2) |
| 24 | 2.01 | - | - | - | - | 18 | 1.53 | - | Mumbai City |
| 81 | 2.39 | 1 | 3 | 0.08 | - | 38 | 1.11 | - | Mumbai Suburban |
| 76 | 2.28 | 2 | 86 | 2.57 | 1 | 45 | 1.35 | - | Thane |
| - | - | - | - | - | - | 13 | 1.15 | - | Raigad |
| - | - | - | - | - | - | 16 | 2.12 | - | Ratnagiri |
| - | - | - | - | - | - | 5 | 1.25 | - | Sindhudurg |
| 10 | 0.45 | - | 99 | 4.43 | - | 23 | 1.03 | - | Nashik |
| - | - | - | - | - | - | 34 | 4.27 | - | Dhule |
| 76 | 11.73 | 1 | 8 | 1.28 | - | 7 | 1.14 | - | Nandurbar |
| - | - | - | - | - | - | 35 | 2.04 | - | Jalgaon |
| - | - | - | 7 | 0.38 | - | 13 | 0.68 | - | Ahmednager |
| 2 | 0.06 | - | 3 | 0.09 | - | 60 | 1.7 | - | Pune |
| - | - | - | - | - | - | 12 | 0.84 | - | Satara |
| - | - | - | - | - | - | 14 | 0.92 | - | Sangli |
| 25 | 1.38 | - | 35 | 1.87 | - | 29 | 1.55 | - | Solapur |
| - | - | - | 4 | 0.22 | - | 19 | 1.08 | - | Kolhapur |
| 5 | 0.34 | - | - | - | - | 22 | 1.64 | - | Aurangabad |
| - | - | - | - | - | - | 22 | 2.67 | - | Jalna |
| - | - | - | 2 | 0.27 | - | 25 | 3.19 | - | Parbhani |
| 32 | 6.4 | - | 4 | 0.7 | - | 32 | 6.35 | - | Hingoli |
| - | - | - | - | - | - | 13 | 1.15 | - | Beed |
| - | - | - | 13 | 0.9 | - | 40 | 2.9 | - | Nanded |
| - | - | - | - | - | - | 9 | 1.17 | - | Osmanabad |
| - | - | - | - | - | - | 39 | 3.7 | - | Latur |
| - | 0.03 | - | - | - | - | 10 | 0.92 | - | Buldhana |
| 3 | 0.4 | - | - | - | - | 6 | 0.93 | - | Akola |
| - | - | - | - | - | - | 6 | 1.28 | - | Washim |
| - | - | - | - | - | - | 72 | 5.82 | - | Amravati |
| - | 0.01 | - | 3 | 0.27 | - | 59 | 5.09 | - | Yavatmal |
| - | - | - | 2 | 0.29 | - | 43 | 7 | - | Wardha |
| 3 | 0.14 | - | 1 | 0.07 | - | 98 | 4.97 | - | Nagpur |
| - | - | - | - | - | - | 45 | 7.73 | - | Bhandara |
| - | - | - | - | - | - | 50 | 8.17 | - | Gondiya |
| 1 | 0.06 | - | - | - | - | 63 | 6.38 | - | Chandrapur |
| - | - | - | - | - | - | 31 | 7.15 | - | Gadchiroli |
| 337 | 0.74 | 4 | 270 | 0.6 | 1 | 1,066 | 2.35 | - | Maharashtra State |

| | | भारतीय रिपब्लिका पार्टी (ए) | | | राष्ट्रीय समाज पक्ष | | | स्वाभिमानी पक्ष | | |
|------------------|-------------------------|---------------------------------|-------------|-----------|------------------------|-------------|-----------|------------------|-------------|-----------|
| | | Republican Party of India (RPI) | | | Rashtriya Samaj Paksha | | | Swabhmani Paksha | | |
| अ.क्र. Sr.No. | जिल्हा | एकूण | ग्राहय | जिकलेल्या | एकूण | ग्राहय | जिकलेल्या | एकूण | ग्राहय | जिकलेल्या |
| | | ग्राहय मते | शेकडा | जागा | ग्राहय मते | शेकडा | जागा | ग्राहय मते | शेकडा | जागा |
| | | (०००) | प्रमाण | | (०००) | प्रमाण | | (०००) | प्रमाण | |
| | | Total | % of | Seats | Total | % of | Seats | Total | % of | Seats |
| | | No.of | valid | won | No.of | valid | won | No.of | valid | won |
| | | valid | votes | | valid | votes | | valid | votes | |
| | | votes | polled | | votes | polled | | votes | polled | |
| | | polled | | | polled | | | polled | | |
| | | ('000) | | | ('000) | | | ('000) | | |
| (1) | (2) | (40) | (41) | (42) | (43) | (44) | (45) | (43) | (44) | (45) |
| 1 | मुंबई शहर | 20 | 1.67 | - | - | - | - | - | - | - |
| 2 | मुंबई उपागर | 43 | 1.27 | - | 1 | 0.02 | - | - | - | - |
| 3 | ठाणे | 19 | 0.58 | - | 2 | 0.06 | - | - | - | - |
| 4 | रायगड | 8 | 0.71 | - | - | - | - | - | - | - |
| 5 | रतागिरी | 4 | 0.57 | - | 2 | 0.26 | - | - | - | - |
| 6 | सिंधुदुर्ग | - | - | - | 1 | 0.36 | - | - | - | - |
| 7 | नाशिक | 8 | 0.37 | - | - | - | - | 7 | 0.31 | - |
| 8 | धुळे | - | - | - | - | - | - | - | - | - |
| 9 | नंदुरबार | 1 | 0.2 | - | - | - | - | - | - | - |
| 10 | जळगाव | 4 | 0.24 | - | - | - | - | - | - | - |
| 11 | अहमदागर | 29 | 1.46 | - | 2 | 0.11 | - | 47 | 2.35 | - |
| 12 | पुणे | 69 | 1.97 | - | 9 | 0.26 | - | 2 | 0.07 | - |
| 13 | सातारा | 10 | 0.74 | - | 27 | 1.91 | - | 7 | 0.53 | - |
| 14 | सांगली | - | - | - | 19 | 1.21 | - | 69 | 4.43 | - |
| 15 | सोलापूर | - | - | - | 5 | 0.29 | - | 106 | 5.74 | 1 |
| 16 | कोल्हापूर | - | - | - | - | - | - | 107 | 5.99 | - |
| 17 | औरंगाबाद | 5 | 0.35 | - | 8 | 0.58 | - | - | - | - |
| 18 | जालान | 7 | 0.86 | - | 1 | 0.15 | - | 2 | 0.28 | - |
| 19 | परभणी | - | - | - | 9 | 1.17 | - | - | - | - |
| 20 | हिंगोली | 1 | 0.11 | - | - | - | - | - | - | - |
| 21 | बीड | 34 | 2.92 | - | 14 | 1.16 | - | - | - | - |
| 22 | नांदेड | 2 | 0.16 | - | 2 | 0.12 | - | - | - | - |
| 23 | उस्मानाबाद | 2 | 0.23 | - | 9 | 1.16 | - | - | - | - |
| 24 | लातूर | 16 | 1.55 | - | 75 | 7.16 | 1 | - | - | - |
| 25 | बुलढाणा | 1 | 0.08 | - | - | - | - | 4 | 0.4 | - |
| 26 | अकोला | 1 | 0.19 | - | - | - | - | - | - | - |
| 27 | वाशिम | 1 | 0.27 | - | - | - | - | - | - | - |
| 28 | अमरावती | 1 | 0.1 | - | 1 | 0.07 | - | - | - | - |
| 29 | यवतमाळ | 2 | 0.16 | - | 1 | 0.06 | - | - | - | - |
| 30 | वर्धा | 1 | 0.17 | - | - | - | - | - | - | - |
| 31 | नागपूर | 73 | 3.71 | - | - | - | - | - | - | - |
| 32 | भंडारा | 8 | 1.41 | - | - | - | - | - | - | - |
| 33 | गोंदिया | 4 | 0.66 | - | - | - | - | - | - | - |
| 34 | चंद्रपूर | 11 | 1.08 | - | - | - | - | - | - | - |
| 35 | गडचिरोली | - | - | - | - | - | - | - | - | - |
| | महाराष्ट्र राज्य | 387 | 0.85 | - | 187 | 0.41 | 1 | 352 | 0.78 | 1 |

Table No. 33.7 - Contd.

| Parties | | | | | | |
|---------------|----------------|------------|---------------|----------------|------------|--------------------------|
| इतर पक्ष | | | अपक्ष | | | District |
| Other Parties | | | Independent | | | |
| एकूण | ग्राह्य मतांचे | जिंकलेल्या | एकूण | ग्राह्य मतांचे | जिंकलेल्या | |
| ग्राह्य मते | शेकडा | जागा | ग्राह्य मते | शेकडा | जागा | |
| ('०००) | प्रमाण | | ('०००) | प्रमाण | | |
| Total No.of | % of | Seats | Total No.of | % of | Seats | |
| valid votes | valid votes | won | valid votes | valid votes | won | |
| polled ('000) | polled | | polled ('000) | polled | | |
| (46) | (47) | (48) | (49) | (50) | (51) | (2) |
| 33 | 2.78 | - | 21 | 1.78 | - | Mumbai City |
| 28 | 0.83 | - | 146 | 4.31 | - | Mumbai Suburban |
| 54 | 1.63 | - | 514 | 15.44 | 2 | Thane |
| 1 | 0.12 | - | 148 | 13.22 | - | Raigad |
| 10 | 1.42 | - | 69 | 9.37 | - | Ratnagiri |
| 2 | 0.45 | - | 24 | 6.06 | - | Sindhudurg |
| 32 | 1.44 | - | 253 | 11.27 | 1 | Nashik |
| 67 | 8.41 | 1 | 93 | 11.71 | - | Dhule |
| 1 | 0.12 | - | 144 | 22.35 | - | Nandurbar |
| 20 | 1.16 | - | 229 | 13.4 | 1 | Jalgaon |
| 9 | 0.46 | - | 394 | 19.81 | - | Ahmednager |
| 34 | 0.96 | - | 740 | 21.03 | 3 | Pune |
| 4 | 0.32 | - | 447 | 32.07 | 3 | Satara |
| 20 | 1.28 | - | 390 | 24.85 | 1 | Sangli |
| 9 | 0.48 | - | 326 | 17.62 | 1 | Solapur |
| 17 | 0.93 | - | 364 | 20.45 | - | Kolhapur |
| 20 | 1.47 | - | 361 | 26.28 | 2 | Aurangabad |
| 9 | 1.1 | - | 126 | 15.41 | 1 | Jalna |
| 5 | 0.65 | - | 231 | 30.04 | 1 | Parbhani |
| 7 | 1.47 | - | 17 | 3.38 | - | Hingoli |
| 7 | 0.57 | - | 39 | 3.35 | - | Beed |
| 89 | 6.38 | - | 230 | 16.51 | 1 | Nanded |
| 9 | 1.26 | - | 48 | 6.58 | - | Osmanabad |
| 10 | 0.91 | - | 68 | 6.41 | - | Latur |
| 14 | 1.3 | - | 47 | 4.19 | - | Buldhana |
| 4 | 0.56 | - | 95 | 13.72 | 1 | Akola |
| 2 | 0.5 | - | 133 | 28.07 | - | Washim |
| 42 | 3.39 | - | 386 | 31.1 | 3 | Amravati |
| 22 | 1.94 | - | 201 | 17.39 | - | Yavatmal |
| 9 | 1.52 | - | 149 | 24.23 | 1 | Wardha |
| 96 | 4.85 | - | 191 | 9.64 | - | Nagpur |
| 9 | 1.6 | - | 51 | 8.86 | - | Bhandara |
| 3 | 0.43 | - | 49 | 8.05 | - | Gondiya |
| 66 | 6.71 | - | 156 | 15.89 | - | Chandrapur |
| 13 | 3.13 | - | 146 | 34.1 | 1 | Gadchiroli |
| 779 | 1.72 | 1 | 7,024 | 15.5 | 23 | Maharashtra State |

33.सार्वजनिक प्रशासन व निवडणूक सांख्यिकी / PUBLIC ADMINISTRATION AND ELECTORAL STATISTICS
तक्ता क्र. / Table No. 33.8
लोकसभा व विधानसभा २००९ मधील निवडणुकीत झालेले मतदान /
Number of Votes Polled in the Latest Lok Sabha and Vidhan Sabha election of 2009

| अ.क्र. Sr.No. | जिल्हा (2) | लोकसभा / Lok Sabha | | | विधानसभा / Vidhan Sabha | | | District (2) |
|-------------------------|---------------|-------------------------------------|----------------------------------|--------------------------------|-------------------------------------|---------------------------------|--------------------------------|--------------------------|
| | | एकूण मतदान Total Electors (3) | एकूण मते Votes Polled* (4) | टक्केवारी Percentage (5) | एकूण मतदान Total Electors (6) | एकूण मते Votes Polled (7) | टक्केवारी Percentage (8) | |
| 1 | मुंबई शहर | 31,05,710 | 12,40,510 | 39.94 | 26,87,761 | 11,76,598 | 43.78 | Mumbai City |
| 2 | मुंबई उपागर | 64,68,791 | 27,24,814 | 42.12 | 72,06,080 | 33,86,984 | 47 | Mumbai Suburban |
| 3 | ठाणे | 64,01,547 | 26,11,594 | 40.80 | 67,03,976 | 33,27,197 | 49.63 | Thane |
| 4 | रायगड | 13,59,830 | 7,65,159 | 56.27 | 16,46,911 | 11,14,856 | 67.69 | Raigad |
| 5 | रतागिरी | 12,52,255 | 7,17,586 | 57.30 | 11,18,630 | 7,31,576 | 65.40 | Ratnagiri |
| 6 | सिंधुदुर्ग | -- | -- | -- | 5,93,924 | 3,99,431 | 67.25 | Sindhudurg |
| 7 | नाशिक | 28,81,352 | 13,39,460 | 46.49 | 37,82,214 | 22,44,229 | 59.34 | Nashik |
| 8 | धुळे | 15,75,225 | 6,69,113 | 42.48 | 14,19,243 | 7,91,831 | 55.79 | Dhule |
| 9 | नंदुरबार | 14,55,543 | 7,66,019 | 52.63 | 9,65,860 | 6,44,122 | 66.69 | Nandurbar |
| 10 | जळगाव | 29,68,082 | 13,76,156 | 46.37 | 28,40,170 | 17,01,103 | 59.89 | Jalgaon |
| 11 | अहमदागर | 28,35,841 | 14,50,135 | 51.14 | 29,20,208 | 19,75,657 | 67.65 | Ahmednager |
| 12 | पुणे | 66,35,765 | 30,21,024 | 45.53 | 64,57,925 | 35,10,224 | 54.36 | Pune |
| 13 | सातारा | 15,46,146 | 8,16,259 | 52.79 | 21,45,250 | 13,88,385 | 64.72 | Satara |
| 14 | सांगली | 14,90,571 | 7,74,862 | 51.98 | 22,76,948 | 15,61,588 | 68.58 | Sangli |
| 15 | सोलापूर | 31,52,580 | 16,62,702 | 52.74 | 29,67,824 | 18,42,426 | 62.08 | Solapur |
| 16 | कोल्हापूर | 30,41,590 | 20,01,525 | 65.81 | 24,07,632 | 17,71,783 | 73.59 | Kolhapur |
| 17 | औरंगाबाद | 14,17,964 | 7,30,736 | 51.53 | 22,01,029 | 13,69,741 | 62.23 | Aurangabad |
| 18 | जालाना | 14,26,255 | 7,97,037 | 55.88 | 12,30,019 | 8,15,200 | 66.28 | Jalna |
| 19 | परभणी | 16,10,088 | 8,70,667 | 54.08 | 11,62,899 | 7,65,478 | 65.82 | Parbhani |
| 20 | हिंगोली | 13,69,774 | 8,17,278 | 59.67 | 7,36,894 | 5,04,798 | 68.50 | Hingoli |
| 21 | बीड | 16,37,239 | 10,73,908 | 65.59 | 16,98,745 | 11,64,595 | 68.56 | Beed |
| 22 | नांदेड | 14,39,015 | 7,74,234 | 53.80 | 21,51,682 | 13,89,392 | 64.57 | Nanded |
| 23 | उस्मानाबाद | 16,08,852 | 9,24,148 | 57.44 | 11,29,289 | 7,31,952 | 64.82 | Osmanabad |
| 24 | लातूर | 15,09,987 | 8,29,106 | 54.91 | 15,87,034 | 10,50,709 | 66.21 | Latur |
| 25 | बुलढाणा | 13,82,736 | 8,52,340 | 61.64 | 16,71,689 | 11,08,524 | 66.31 | Buldhana |
| 26 | अकोला | 14,80,606 | 7,37,613 | 49.82 | 12,76,091 | 6,90,469 | 54.11 | Akola |
| 27 | वाशिम | -- | -- | -- | 7,78,702 | 4,70,793 | 60.46 | Washim |
| 28 | अमरावती | 14,23,855 | 7,32,345 | 51.43 | 20,04,140 | 12,34,018 | 61.57 | Amravati |
| 29 | यवतमाळ | 15,54,042 | 8,39,370 | 54.01 | 18,13,467 | 11,53,686 | 63.62 | Yavatmal |
| 30 | वर्धा | 14,08,781 | 7,68,532 | 54.55 | 9,41,598 | 6,15,170 | 65.33 | Wardha |
| 31 | नागपूर | 32,41,820 | 15,18,941 | 46.85 | 35,43,186 | 19,76,155 | 55.77 | Nagpur |
| 32 | भंडारा | 14,50,477 | 10,29,304 | 70.96 | 8,36,187 | 5,75,852 | 68.87 | Bhandara |
| 33 | गोंदिया | -- | -- | -- | 8,70,272 | 6,07,348 | 69.79 | Gondiya |
| 34 | चंद्रपूर | 15,36,352 | 8,97,606 | 58.42 | 15,60,343 | 9,79,900 | 62.80 | Chandrapur |
| 35 | गडचिरोली | 12,85,387 | 8,36,039 | 65.04 | 6,34,490 | 4,26,561 | 67.23 | Gadchiroli |
| महाराष्ट्र राज्य | | 7,29,54,058 | 3,69,66,122 | 50.67 | 5,68,41,025 | 3,45,22,298 | 60.73 | Maharashtra State |

Note : * Excluding Postal Votes

आधार:- मुख्य निवडणूक अधिकारी, महाराष्ट्र शासन, मुंबई.

Source:- Chief Electoral Officer, Government of Maharashtra, Mumbai.

33.सार्वजनिक प्रशासन व निवडणूक सांख्यिकी / PUBLIC ADMINISTRATION AND ELECTORAL STATISTICS
तक्ता क्र. / Table No. 33.9
भारतातील विधानसभा व लोकसभेच्या जागा (२००९) / Number of Lok Sabha and Vidhan Sabha Seats in India (2009)

| अ.क्र. Sr.No. | राज्य /केंद्रशासित प्रदेश | लोकसभा Lok Sabha 2009 | विधानसभा Vidhan Sabha 2009 | State/Union Territory (2) |
|------------------|------------------------------|-----------------------------|----------------------------------|---------------------------------|
| (1) | (2) | (3) | (4) | (2) |
| | राज्य | | | States |
| 1 | आंध्र प्रदेश | 42 | 294 | Andhra Pradesh |
| 2 | अरुणाचल प्रदेश | 2 | 60 | Arunachal Pradesh |
| 3 | आसाम | 14 | 126 | Assam |
| 4 | बिहार | 40 | 243 | Bihar |
| 5 | गोवा | 2 | 40 | Goa |
| 6 | गुजरात | 26 | 182 | Gujrath |
| 7 | हरियाणा | 10 | 90 | Hariyana |
| 8 | हिमाचल प्रदेश | 4 | 68 | Himachal Pradesh |
| 9 | जम्मू आणि काश्मिर | 6 | 87* | Jammu and Kashmir |
| 10 | कर्नाटक | 28 | 224 | Karnataka |
| 11 | केरळ | 20 | 140 | Kerala |
| 12 | मध्य प्रदेश | 29 | 230 | Madya Pradesh |
| 13 | महाराष्ट्र | 48 | 288 | Maharashtra |
| 14 | मणीपूर | 2 | 60 | Manipur |
| 15 | मेघालय | 2 | 60 | Meghalaya |
| 16 | मिझोराम | 1 | 40 | Mizoram |
| 17 | नागालँड | 1 | 60 | Nagaland |
| 18 | ओरिसा | 21 | 147 | Orissa |
| 19 | पंजाब | 13 | 117 | Punjab |
| 20 | राजस्थान | 25 | 200 | Rajsthan |
| 21 | सिक्कीम | 1 | 32 | Sikkim |
| 22 | तामीळनाडू | 39 | 234 | Tamilnadu |
| 23 | त्रिपुरा | 2 | 60 | Tripura |
| 24 | उत्तर प्रदेश | 80 | 403 | Uttar Pradesh |
| 25 | पश्चिम बंगाल | 42 | 294 | West Bengal |
| 26 | छत्तीसगड | 11 | 90 | Chhattisgarh |
| 27 | झारखंड | 14 | 81 | Jharkhand |
| 28 | उत्तराखंड | 5 | 69 | Uttarakhand |
| | II.केंद्रशासित प्रदेश | | | Union Territory |
| 26 | अंदमान निकोबार | 1 | - | Andaman Nikobar Island |
| 27 | चंदीगड | 1 | - | Chandigarh |
| 28 | दादरा- नगर हवेली | 1 | - | Dadra-Nagar-Haveli |
| 29 | दिल्ली | 7 | 70 | Delhi |
| 30 | दमण आणि दिव | 1 | - | Daman and Div |
| 31 | लक्षद्वीप | 1 | - | Lakshdweep |
| 32 | पाँडेचरी | 1 | 30 | Pondicherry |
| | एकूण | 543 | 4,119 | Total |

टिप : * घटनेनुसार जम्मू आणि काश्मिरमधील (पाकिस्तान व्याप्त काश्मिर) २४ राखलेल्या विधानसभेवर जागा वगळून

Note : * Excluding the 24 seats of Jammu & Kashmir Legislative Assembly earmarked to Pak occupied Kashmir as per the Constitution.

आधार:- मुख्य निवडणूक अधिकारी, महाराष्ट्र शासन, मुंबई.

Source:- Chief Electoral Officer, Government of Maharashtra, Mumbai.

33. सार्वजनिक प्रशासन व निवडणूक सांख्यिकी /
तक्ता क्र. /
ग्रामपंचायतींचे उत्पन्न व खर्च /
(2011-

| अ.क्र. Sr.No. | जिल्हे | ग्रामपंचायतीची संख्या | सामिल केलेली गावे | लोकसंख्या (हजारात) | उत्पन्न / Income | | |
|------------------|-------------------------|---------------------------------|-------------------------------|-----------------------|---|--------------------------------|-----------------|
| | | | | | एकूण अंशदाने देणग्या व बक्षिसे | इमारती व जमिनी यावरील कर | जकात कर |
| (1) | (2) | No. of Village Panchayats | No. of Villages covered | Population (‘000’) | Total Grants Contributions and | Taxes on Buildings and | Octroi |
| (1) | (2) | (3) | (4) | (5) | (6) | (7) | (8) |
| 1 | मुंबई शहर | -- | -- | -- | -- | -- | -- |
| 2 | मुंबई उपागर | -- | -- | -- | -- | -- | -- |
| 3 | ठाणे | 932 | N.A. | N.A. | 5,08,481 | 4,44,150 | 4,365 |
| 4 | रायगड | 825 | N.A. | N.A. | 7,80,894 | 5,55,932 | 10,757 |
| 5 | रतागिरी | 846 | N.A. | N.A. | 4,12,197 | 1,37,821 | 0 |
| 6 | सिंधुदुर्ग | 433 | N.A. | N.A. | 3,94,708 | 73,698 | 0 |
| 7 | नाशिक | 1,380 | N.A. | N.A. | 2,57,456 | 1,93,143 | 1,284 |
| 8 | धुळे | 550 | N.A. | N.A. | 2,11,600 | 2,60,513 | 9,901 |
| 9 | नंदुरबार | 501 | N.A. | N.A. | 2,18,727 | 18,345 | 347 |
| 10 | जळगाव | 1,151 | N.A. | N.A. | 2,04,901 | 1,50,262 | 5,674 |
| 11 | अहमदागर | 1,316 | N.A. | N.A. | 4,75,698 | 91,932 | 8,701 |
| 12 | पुणे | 1,404 | N.A. | N.A. | 9,02,469 | 9,06,615 | 1,778 |
| 13 | सातारा | 1,500 | N.A. | N.A. | 4,69,651 | 2,05,020 | 470 |
| 14 | सांगली | 704 | N.A. | N.A. | 2,52,242 | 1,57,355 | 1,482 |
| 15 | सोलापूर | 1,032 | N.A. | N.A. | 3,71,388 | 1,93,067 | 28,106 |
| 16 | कोल्हापूर | 1,029 | N.A. | N.A. | 7,27,953 | 2,61,995 | 0 |
| 17 | औरंगाबाद | 858 | N.A. | N.A. | 1,17,283 | 72,834 | 1,106 |
| 18 | जालाना | 781 | N.A. | N.A. | 4,04,387 | 28,342 | 29,325 |
| 19 | परभणी | 705 | N.A. | N.A. | 3,08,607 | 26,122 | 2,695 |
| 20 | हिंगोली | 565 | N.A. | N.A. | 3,18,002 | 20,956 | 0 |
| 21 | बीड | 1,024 | N.A. | N.A. | 75,750 | 46,463 | 1,539 |
| 22 | नांदेड | 1,309 | N.A. | N.A. | 50,518 | 48,651 | 1,584 |
| 23 | उस्मानाबाद | 624 | N.A. | N.A. | 3,76,880 | 50,819 | 0 |
| 24 | लातूर | 787 | N.A. | N.A. | 3,78,796 | 74,281 | 0 |
| 25 | बुलढाणा | 868 | N.A. | N.A. | 2,88,464 | 63,313 | 4,111 |
| 26 | अकोला | 542 | N.A. | N.A. | 44,384 | 68,983 | 0 |
| 27 | वाशिम | 493 | N.A. | N.A. | 1,67,079 | 23,457 | 0 |
| 28 | अमरावती | 843 | N.A. | N.A. | 1,07,269 | 73,102 | 0 |
| 29 | यवतमाळ | 1,207 | N.A. | N.A. | 2,13,708 | 97,489 | 1,648 |
| 30 | वर्धा | 517 | N.A. | N.A. | 88,708 | 69,745 | 0 |
| 31 | नागपूर | 773 | N.A. | N.A. | 2,89,344 | 2,35,604 | 391 |
| 32 | भंडारा | 542 | N.A. | N.A. | 1,57,318 | 78,361 | 1,695 |
| 33 | गोंदिया | 556 | N.A. | N.A. | 2,30,940 | 54,187 | 0 |
| 34 | चंद्रपूर | 847 | N.A. | N.A. | 1,96,337 | 91,845 | 318 |
| 35 | गडचिरोली | 467 | N.A. | N.A. | 22,159 | 50,918 | 104 |
| | महाराष्ट्र राज्य | 27,911 | N.A. | N.A. | 1,00,24,298 | 49,25,320 | 1,17,381 |

आधार : अर्थ व सांख्यिकी संचालनालय, महाराष्ट्र शासन, मुंबई

PUBLIC ADMINISTRATION AND ELECTORAL STATISTICS

Table No. 33.10

Income and Expenditure of Village Panchayats

12)

| उत्पन्न / Income | | | | | |
|-------------------------------|--|---|------------------------------------|----------------------|--------------------------|
| इतर कर व दर | एकूण कर व दर (स्तंभ 7+8+9) | सुरवातीची शिल्लक धरू इतर मार्गाने मिळालेले उत्पन्न | एकूण उत्पन्न (स्तंभ 6+10+11) | एकूण खर्च | District |
| Other Taxes and Fees | Total Taxes and Fees (Col. 7+8+9) | Income from other sources including Ope. Balance | Total Income (Col.6+10+11) | Total Expenditure | |
| (9) | (10) | (11) | (12) | (13) | |
| -- | -- | -- | -- | -- | Mumbai City |
| -- | -- | -- | -- | -- | Mumbai Suburban |
| 3,03,904 | 7,52,418 | 5,96,105 | 18,57,004 | 13,03,977 | Thane |
| 2,04,793 | 7,71,481 | 5,56,832 | 21,09,207 | 17,52,756 | Raigad |
| 2,10,790 | 3,48,610 | 4,80,157 | 12,40,964 | 9,02,032 | Ratnagiri |
| 1,56,036 | 2,29,735 | 2,23,055 | 8,47,498 | 5,93,168 | Sindhudurg |
| 3,58,608 | 5,53,036 | 3,47,794 | 11,58,286 | 8,26,519 | Nashik |
| 58,630 | 3,29,044 | 4,68,364 | 10,09,008 | 6,62,650 | Dhule |
| 41,834 | 60,526 | 95,256 | 3,74,508 | 4,44,844 | Nandurbar |
| 2,74,276 | 4,30,211 | 1,85,190 | 8,20,302 | 6,29,021 | Jalgaon |
| 2,92,008 | 3,92,641 | 4,10,640 | 12,78,979 | 8,50,982 | Ahmednager |
| 4,07,164 | 13,15,557 | 10,25,288 | 32,43,314 | 23,22,016 | Pune |
| 3,16,215 | 5,21,705 | 3,94,154 | 13,85,510 | 9,80,388 | Satara |
| 1,56,404 | 3,15,240 | 3,45,451 | 9,12,933 | 4,96,437 | Sangli |
| 2,83,495 | 5,04,669 | 3,43,962 | 12,20,019 | 9,46,720 | Solapur |
| 3,28,292 | 5,90,287 | 5,57,899 | 18,76,139 | 14,21,815 | Kolhapur |
| 1,19,568 | 1,93,508 | 3,08,575 | 6,19,366 | 3,49,105 | Aurangabad |
| 90,988 | 1,48,655 | 64,506 | 6,17,548 | 5,58,500 | Jalna |
| 54,205 | 83,022 | 1,32,609 | 5,24,237 | 3,94,761 | Parbhani |
| 42,655 | 63,611 | 2,53,650 | 6,35,263 | 4,35,352 | Hingoli |
| 64,230 | 1,12,231 | 85,448 | 2,73,429 | 1,90,462 | Beed |
| 77,071 | 1,27,307 | 40,452 | 2,18,277 | 1,83,275 | Nanded |
| 73,328 | 1,24,147 | 13,701 | 5,14,728 | 4,85,653 | Osmanabad |
| 70,307 | 1,44,588 | 76,076 | 5,99,460 | 5,14,537 | Latur |
| 1,94,657 | 2,62,081 | 1,78,551 | 7,29,096 | 6,07,266 | Buldhana |
| 98,230 | 1,67,213 | 55,210 | 2,66,807 | 1,86,029 | Akola |
| 26,320 | 49,777 | 68,615 | 2,85,471 | 2,44,935 | Washim |
| 1,09,063 | 1,82,165 | 1,18,194 | 4,07,629 | 3,15,932 | Amravati |
| 1,16,906 | 2,16,044 | 2,12,567 | 6,42,318 | 4,41,217 | Yavatmal |
| 4,50,085 | 5,19,831 | 2,01,973 | 8,10,512 | 3,57,153 | Wardha |
| 2,07,303 | 4,43,298 | 3,65,841 | 10,98,482 | 6,98,738 | Nagpur |
| 50,430 | 1,30,486 | 1,60,563 | 4,48,367 | 3,39,184 | Bhandara |
| 12,496 | 66,683 | 1,08,878 | 4,06,501 | 3,17,385 | Gondiya |
| 75,747 | 1,67,911 | 3,35,494 | 6,99,741 | 4,09,362 | Chandrapur |
| 46,176 | 97,198 | 92,392 | 2,11,749 | 1,13,346 | Gadchiroli |
| 53,72,214 | 1,04,14,916 | 89,03,442 | 2,93,42,652 | 2,12,75,517 | Maharashtra State |

Source - Directorate of Economics & Statistics, Government of Maharashtra, Mumbai

33. सार्वजनिक प्रशासन व निवडणूक सांख्यिकी /
तक्ता क्र. /

जिल्हानिहाय नगरपरिषदा, कटकमंडळे आणि महानगरपालिका यांचे उत्पन्न (२०११-१२) /

| अ. क्र. | स्थानिक स्वराज्य संस्थांची संख्या | सुरुवातीची शिल्लक | दर व कर / Rates and Taxes | | | | अनुदाने / Grants | | | |
|---------|-----------------------------------|-------------------|---------------------------|--------------------------|----------------------|--------------------|---------------------|--------------------|---------------|--------------------|
| | | | जकात | घर व जमिनीवरील कर | इतर कर व शुल्क | एकूण | शासकीय | इतर | एकूण | |
| Sr. No. | No. of LSG institutions | Opening Balance | Octroi | Taxes on Houses and Land | Other taxes and fees | Total (4+5+6) | Government | Other | Total (8+9) | |
| (1) | (2) | (3) | (4) | (5) | (6) | (7) | (8) | (9) | (10) | (11) |
| 1 | बृहमंंबई | N.A. | -14,67,475 | 6,11,28,415 | 84,89,284 | 2,71,45,788 | 9,67,63,487 | 35,24,178 | 29,581 | 35,53,759 |
| 2 | ठाणे | N.A. | 91,57,480 | 1,50,86,750 | 47,27,623 | 46,42,341 | 2,44,56,714 | 82,84,149 | 1,051 | 82,85,200 |
| 3 | रायगड | N.A. | 7,91,147 | 0 | 3,41,930 | 1,51,286 | 4,93,216 | 8,98,850 | 25 | 8,98,875 |
| 4 | रतागिरी | N.A. | 4,15,649 | 6,410 | 92,299 | 70,406 | 1,69,115 | 3,93,037 | 0 | 3,93,037 |
| 5 | सिंधुदुर्ग | N.A. | 93,869 | 0 | 42,857 | 31,381 | 74,238 | 2,55,136 | 3 | 2,55,139 |
| 6 | नाशिक | N.A. | 14,24,380 | 60,36,599 | 4,69,392 | 10,68,981 | 75,74,973 | 16,95,538 | 267 | 16,95,805 |
| 7 | धुळे | N.A. | 4,08,258 | 5,44,488 | 87,371 | 2,40,000 | 8,71,859 | 6,86,916 | 1,157 | 6,88,073 |
| 8 | नंदुरबार | N.A. | 1,88,362 | 0 | 61,317 | 55,235 | 1,16,552 | 1,66,134 | 108 | 1,66,242 |
| 9 | जळगाव | N.A. | 3,84,344 | 5,81,149 | 2,58,959 | 3,08,485 | 11,48,593 | 10,08,889 | 117 | 10,09,006 |
| 10 | अहमदागर | N.A. | 4,51,619 | 6,34,278 | 2,76,795 | 2,99,266 | 12,10,339 | 17,75,431 | 0 | 17,75,431 |
| 11 | पुणे | N.A. | 60,77,538 | 2,29,79,330 | 31,14,123 | 38,78,220 | 2,99,71,674 | 43,65,364 | 5,985 | 43,71,349 |
| 12 | सातारा | N.A. | 4,25,156 | 9,892 | 1,72,877 | 1,54,563 | 3,37,332 | 12,07,508 | 137 | 12,07,645 |
| 13 | सांगली | N.A. | 5,66,383 | 9,30,001 | 1,39,869 | 2,92,426 | 13,62,296 | 5,44,525 | 0 | 5,44,525 |
| 14 | सोलापूर | N.A. | 24,97,415 | 6,05,285 | 2,50,597 | 3,44,465 | 12,00,347 | 20,75,283 | 172 | 20,75,455 |
| 15 | कोल्हापूर | N.A. | 15,73,078 | 6,40,262 | 2,57,618 | 2,37,097 | 11,34,977 | 23,73,520 | 406 | 23,73,926 |
| 16 | औरंगाबाद | N.A. | 21,71,648 | 14,04,979 | 3,03,431 | 3,13,950 | 20,22,360 | 18,08,851 | 0 | 18,08,851 |
| 17 | जालाना | N.A. | 2,40,047 | 0 | 61,191 | 27,476 | 88,667 | 10,30,624 | 0 | 10,30,624 |
| 18 | परभणी | N.A. | 4,91,997 | 0 | 81,688 | 51,239 | 1,32,927 | 10,18,386 | 21 | 10,18,407 |
| 19 | हिंगोली | N.A. | 1,93,206 | 0 | 24,205 | 27,994 | 52,199 | 7,73,179 | 3 | 7,73,182 |
| 20 | बीड | N.A. | 2,63,637 | 0 | 38,059 | 14,609 | 52,668 | 7,82,543 | 0 | 7,82,543 |
| 21 | नांदेड | N.A. | 20,94,926 | 4,38,322 | 1,20,101 | 2,52,647 | 8,11,070 | 46,93,136 | 3 | 46,93,139 |
| 22 | उस्मानाबाद | N.A. | 1,85,562 | 0 | 38,395 | 42,479 | 80,874 | 9,12,813 | 0 | 9,12,813 |
| 23 | लातूर | N.A. | 2,15,564 | 0 | 45,862 | 71,179 | 1,17,041 | 11,82,130 | 0 | 11,82,130 |
| 24 | बुलढाणा | N.A. | 6,54,910 | 0 | 84,244 | 75,840 | 1,60,084 | 14,34,705 | 0 | 14,34,705 |
| 25 | अकोला | N.A. | 3,03,261 | 3,24,016 | 1,00,656 | 1,06,319 | 5,30,991 | 12,85,937 | 188 | 12,86,125 |
| 26 | वाशिम | N.A. | 3,18,029 | 0 | 44,379 | 24,759 | 69,138 | 6,85,105 | 0 | 6,85,105 |
| 27 | अमरावती | N.A. | 12,42,744 | 6,06,974 | 1,92,929 | 1,28,481 | 9,28,384 | 18,78,013 | 6 | 18,78,019 |
| 28 | यवतमाळ | N.A. | 4,61,222 | 0 | 62,099 | 37,102 | 99,201 | 12,28,967 | 7 | 12,28,974 |
| 29 | वर्धा | N.A. | 3,61,569 | 0 | 59,026 | 62,982 | 1,22,008 | 9,55,934 | 0 | 9,55,934 |
| 30 | नागपूर | N.A. | 10,81,095 | 44,01,442 | 14,14,926 | 9,18,461 | 67,34,829 | 30,29,538 | 110 | 30,29,648 |
| 31 | भंडारा | N.A. | 1,61,684 | 0 | 36,169 | 27,410 | 63,579 | 6,30,835 | 0 | 6,30,835 |
| 32 | गोंदिया | N.A. | 2,20,788 | 0 | 25,403 | 11,388 | 36,791 | 4,79,424 | 20 | 4,79,444 |
| 33 | चंद्रपूर | N.A. | 3,62,217 | 0 | 1,11,427 | 54,570 | 1,65,997 | 13,66,332 | 0 | 13,66,332 |
| 34 | गडचिरोली | N.A. | 1,67,341 | 0 | 16,000 | 14,268 | 30,268 | 3,04,993 | 0 | 3,04,993 |
| | महाराष्ट्र राज्य | N.A. | 3,41,78,650 | 11,63,58,592 | 2,16,43,103 | 4,11,83,094 | 17,91,84,789 | 5,47,35,902 | 39,367 | 5,47,75,270 |

आधार : अर्थ व सांख्यिकी संचालनालय, महाराष्ट्र शासन, मुंबई
LSG – Local Self Government

PUBLIC ADMINISTRATION AND ELECTORAL STATISTICS

Table No. 33.11 A

Districtwise Income of Municipal Councils, Cantonment Boards and Municipal Corporations (2011-12)

(₹ हजारत / ₹ in '000)

| इतर साधने / Other sources | | | | | असाधारण उत्पन्न, कर्जे व वाणिज्यिक संस्थेचे उत्पन्न | संकीर्ण | District |
|--|-----------------------------------|--|--------------------|----------------------------|--|---------------------|--------------------------|
| शैक्षणिक संस्थांकडील फी | बाजार व कत्तलखाने | पालिका मालमत्ते पासून उत्पन्न | संकीर्ण | एकूण | | | |
| Fees from Educational Institutions | Market and Slaughter houses | Revenue derived from property | Miscell- aneous | Total (11+12+ 13+14) | Extra ordinary income debts & Income from Commercial Enterprises | Grand Total | District |
| (12) | (13) | (14) | (15) | (16) | (17) | (18) | (2) |
| 3 | 52,795 | 1,47,06,877 | 4,89,16,917 | 6,36,76,589 | 2,01,60,141 | 18,26,86,501 | Brihan Mumbai |
| 0 | 3,927 | 9,21,963 | 97,11,767 | 1,06,37,657 | 95,03,760 | 6,20,40,811 | Thane |
| 14,834 | 43 | 35,858 | 2,26,568 | 2,77,303 | 1,45,520 | 26,06,061 | Raigad |
| 45,171 | 0 | 63,112 | 68,009 | 1,76,292 | 1,60,486 | 13,14,579 | Ratnagiri |
| 0 | 26 | 6,966 | 27,856 | 34,848 | 25,080 | 4,83,174 | Sindhudurg |
| 27,040 | 293 | 1,39,303 | 12,37,496 | 14,04,131 | 5,88,005 | 1,26,87,294 | Nashik |
| 0 | 2 | 18,946 | 1,91,559 | 2,10,507 | 1,36,529 | 23,15,226 | Dhule |
| 0 | 275 | 13,795 | 40,963 | 58,033 | 23,913 | 5,53,102 | Nandurbar |
| 201 | 206 | 1,11,998 | 3,69,715 | 4,82,119 | 1,17,236 | 31,41,298 | Jalgaon |
| 0 | 137 | 81,509 | 2,61,790 | 3,43,436 | 7,01,950 | 44,82,775 | Ahmednager |
| 4,199 | 2,024 | 11,14,380 | 1,91,97,864 | 2,03,18,467 | 29,39,462 | 6,36,78,490 | Pune |
| 0 | 60 | 49,485 | 1,25,110 | 1,74,655 | 2,06,254 | 23,51,042 | Satara |
| 0 | 81 | 86,477 | 1,28,641 | 2,15,199 | 2,94,795 | 29,83,198 | Sangli |
| 18 | 97 | 71,442 | 1,22,173 | 1,93,731 | 4,14,734 | 63,81,682 | Solapur |
| 2,113 | 633 | 1,37,988 | 9,23,531 | 10,64,265 | 6,24,490 | 67,70,736 | Kolhapur |
| 0 | 2 | 41,129 | 5,44,865 | 5,85,996 | 1,36,719 | 67,25,574 | Aurangabad |
| 0 | 92 | 12,118 | 33,004 | 45,214 | 44,848 | 14,49,400 | Jalna |
| 2 | 0 | 15,013 | 50,004 | 65,019 | 66,674 | 17,75,024 | Parbhani |
| 0 | 0 | 11,594 | 29,744 | 41,338 | 27,590 | 10,87,515 | Hingoli |
| 3 | 0 | 18,219 | 1,21,346 | 1,39,568 | 28,876 | 12,67,292 | Beed |
| 52 | 914 | 69,475 | 2,82,429 | 3,52,870 | 1,62,596 | 81,14,601 | Nanded |
| 0 | 66 | 11,662 | 43,128 | 54,856 | 59,511 | 12,93,616 | Osmanabad |
| 0 | 35 | 33,818 | 26,216 | 60,069 | 1,38,796 | 17,13,600 | Latur |
| 0 | 147 | 44,296 | 56,709 | 1,01,152 | 44,270 | 23,95,121 | Buldhana |
| 0 | 35 | 11,990 | 17,89,323 | 18,01,348 | 1,21,024 | 40,42,749 | Akola |
| 4,533 | 29 | 28,068 | 14,326 | 46,956 | 25,064 | 11,44,292 | Washim |
| 33,071 | 136 | 1,14,965 | 2,79,998 | 4,28,170 | 2,89,373 | 47,66,693 | Amravati |
| 33 | 91 | 42,766 | 87,342 | 1,30,232 | 33,886 | 19,53,515 | Yavatmal |
| 6 | 8 | 18,490 | 76,464 | 94,968 | 15,906 | 15,50,385 | Wardha |
| 1,989 | 5,121 | 1,13,835 | 5,81,660 | 7,02,605 | 5,08,292 | 1,20,56,469 | Nagpur |
| 0 | 0 | 6,422 | 85,665 | 92,087 | 17,610 | 9,65,795 | Bhandara |
| 10 | 0 | 11,537 | 10,313 | 21,860 | 16,635 | 7,75,518 | Gondiya |
| 0 | 27 | 34,273 | 45,233 | 79,533 | 3,67,163 | 23,41,242 | Chandrapur |
| 0 | 0 | 9,651 | 29,483 | 39,134 | 15,063 | 5,56,799 | Gadchiroli |
| 1,33,275 | 67,302 | 1,82,12,418 | 8,57,37,212 | 10,41,50,206 | 3,81,62,253 | 41,04,51,168 | Maharashtra State |

Source - Directorate of Economics & Statistics, Government of Maharashtra, Mumbai

३३. सार्वजनिक प्रशासन व निवडणूक सांख्यिकी /
तक्ता क्र. /
नगरपरिषदा, कटकमंडळे आणि महानगरपालिका यांचे उत्पन्न /
(2011-

| अ. क्र. जिल्हा/नगरपरिषदा/ महानगरपालिका | सुरुवातीची शिल्लक | दर व कर / Rates and Taxes | | | | अनुदाने / Grants | | | |
|--|----------------------|---------------------------|--------------------------------|----------------------------|--------------------|--------------------|------------------|----------------|------------------|
| | | जकात | घर व जमिनीवरील कर | इतर कर व शुल्क | एकूण | शासकीय | इतर | एकूण | |
| Sr.No. | Opening Balance | Octroi | Taxes on Houses and Land | Other taxes and fees | Total (4+5+6) | Government | Other | Total (8+9) | |
| (1) | (2) | (3) | (4) | (5) | (6) | (7) | (8) | (9) | (10) |
| 1 | बृहन्मुंबई | -14,67,475 | 6,11,28,415 | 84,89,284 | 2,71,45,788 | 9,67,63,487 | 35,24,178 | 29,581 | 35,53,759 |
| 2 | ठाणे | 22,07,020 | 46,14,067 | 9,86,033 | 20,56,641 | 76,56,741 | 12,25,790 | 0 | 12,25,790 |
| 3 | अंबरनाथ | 3,32,441 | 0 | 86,421 | 33,489 | 1,19,910 | 4,87,915 | 0 | 4,87,915 |
| 4 | डहाणू | 15,259 | 0 | 17,995 | 9,260 | 27,255 | 1,38,076 | 0 | 1,38,076 |
| 5 | कुळगाव-बदलापूर | 1,51,024 | 0 | 68,242 | 21,714 | 89,956 | 5,88,890 | 1,051 | 5,89,941 |
| 6 | जव्हार | 9,457 | 0 | 2,960 | 2,354 | 5,314 | 36,261 | 0 | 36,261 |
| 7 | पालघर | 59,584 | 0 | 6,911 | 1,669 | 8,580 | 1,20,233 | 0 | 1,20,233 |
| 8 | वसई विरार | 23,14,659 | 9,36,761 | 4,87,283 | 5,71,045 | 19,95,089 | 8,66,928 | 0 | 8,66,928 |
| 9 | भिवंडी | 1,95,047 | 14,97,461 | 1,41,545 | 1,78,649 | 18,17,655 | 3,12,933 | 0 | 3,12,933 |
| 10 | नवी मुंबई | 12,04,565 | 40,58,218 | 17,50,002 | 5,12,664 | 63,20,884 | 10,27,234 | 0 | 10,27,234 |
| 11 | उल्हासनगर | 2,47,180 | 12,71,075 | 2,17,774 | 2,00,600 | 16,89,449 | 2,65,275 | 0 | 2,65,275 |
| 12 | कल्याण डोंबिवली | 14,54,732 | 13,41,728 | 5,66,352 | 7,74,460 | 26,82,540 | 23,57,612 | 0 | 23,57,612 |
| 13 | मिरा भायंदर | 9,66,512 | 13,67,440 | 3,96,105 | 2,79,796 | 20,43,341 | 8,57,002 | 0 | 8,57,002 |
| 14 | ठाणे | 91,57,480 | 1,50,86,750 | 47,27,623 | 46,42,341 | 2,44,56,714 | 82,84,149 | 1,051 | 82,85,200 |
| 15 | पनवेल | 1,39,810 | 0 | 55,740 | 52,434 | 1,08,174 | 2,31,755 | 0 | 2,31,755 |
| 16 | खोपोली | 23,272 | 0 | 37,357 | 23,312 | 60,669 | 2,21,614 | 0 | 2,21,614 |
| 17 | उरण | 86,196 | 0 | 1,986 | 13,936 | 15,922 | 34,905 | 0 | 34,905 |
| 18 | कर्जत | 18,390 | 0 | 22,585 | 11,052 | 33,637 | 61,614 | 0 | 61,614 |
| 19 | माथेरान | 1,66,131 | 0 | 1,69,509 | 7,146 | 1,76,655 | 56,985 | 0 | 56,985 |
| 20 | पेन | 9,370 | 0 | 3,230 | 3,536 | 6,766 | 24,406 | 0 | 24,406 |
| 21 | अलिबाग | 92,685 | 0 | 8,077 | 10,655 | 18,732 | 56,512 | 0 | 56,512 |
| 22 | मुरुड | 51,423 | 0 | 3,250 | 1,855 | 5,105 | 55,728 | 25 | 55,753 |
| 23 | रोहा | 13,444 | 0 | 13,954 | 4,255 | 18,209 | 42,583 | 0 | 42,583 |
| 24 | श्रीवर्धन | 54,128 | 0 | 2,201 | 3,158 | 5,359 | 29,952 | 0 | 29,952 |
| 25 | महाड | 1,36,298 | 0 | 24,041 | 19,947 | 43,988 | 82,796 | 0 | 82,796 |
| 26 | रायगड | 7,91,147 | 0 | 3,41,930 | 1,51,286 | 4,93,216 | 8,98,850 | 25 | 8,98,875 |
| 27 | रत्नागिरी | 1,12,044 | 0 | 45,761 | 42,628 | 88,389 | 2,20,866 | 0 | 2,20,866 |
| 28 | चिपळूण | 1,22,902 | 6,410 | 28,537 | 20,612 | 55,559 | 88,722 | 0 | 88,722 |
| 29 | खेड | 53,298 | 0 | 8,334 | 2,908 | 11,242 | 28,204 | 0 | 28,204 |
| 30 | राजापूर | 32,217 | 0 | 2,807 | 2,473 | 5,280 | 35,242 | 0 | 35,242 |
| 31 | दापोली | 95,188 | 0 | 6,860 | 1,785 | 8,645 | 20,003 | 0 | 20,003 |
| 32 | रत्नागिरी | 4,15,649 | 6,410 | 92,299 | 70,406 | 1,69,115 | 3,93,037 | 0 | 3,93,037 |
| 33 | कणकवली | 10,260 | 0 | 4,936 | 2,015 | 6,951 | 51,358 | 0 | 51,358 |
| 34 | वेंगुर्ला | 7,174 | 0 | 5,306 | 2,783 | 8,089 | 36,872 | 0 | 36,872 |
| 35 | सावंतवाडी | 26,206 | 0 | 15,816 | 15,992 | 31,808 | 74,424 | 3 | 74,427 |
| 36 | मालवण | 50,228 | 0 | 16,799 | 10,592 | 27,391 | 92,482 | 0 | 92,482 |
| 37 | सिंधुदुर्ग | 93,868 | 0 | 42,857 | 31,382 | 74,239 | 2,55,136 | 3 | 2,55,139 |
| 38 | नाशिक | 5,00,924 | 52,52,905 | 3,17,900 | 8,84,075 | 64,54,880 | 1,58,382 | 205 | 1,58,587 |
| 39 | मनमाड | 13,368 | 0 | 7,119 | 13,860 | 20,979 | 1,28,748 | 0 | 1,28,748 |
| 40 | मालेगाव | 6,32,706 | 7,54,400 | 30,874 | 61,942 | 8,47,216 | 6,04,899 | 0 | 6,04,899 |
| 41 | भुसावळ | 35,597 | 0 | 55,228 | 61,231 | 1,16,460 | 2,43,376 | 0 | 2,43,376 |
| 42 | येवला | 25,153 | 0 | 13,095 | 11,468 | 24,563 | 1,61,422 | 0 | 1,61,422 |
| 43 | भगुर | 36,393 | 0 | 1,170 | 2,603 | 3,773 | 31,033 | 6 | 31,039 |
| 44 | त्र्यंबकेश्वर | 18,943 | 4,105 | 1,872 | 3,212 | 9,189 | 14,926 | 0 | 14,926 |

PUBLIC ADMINISTRATION AND ELECTORAL STATISTICS

Table No.33.11 B

Income of Municipal Councils, Cantonment Boards and Municipal Corporations

-12)

(रुपये हजारात / Rs.In '000)

| इतर साधने / Other sources | | | | | असाधारण उत्पन्न, कर्जे व वाणिज्यिक संस्थांचे उत्पन्न | | एकूण Grand Total | District/ Municipal Councils and Corporations |
|------------------------------------|-----------------------------|---|--------------------|---------------------|--|---------------------|----------------------|--|
| शैक्षणिक संस्थांकडील | बाजार व कत्तलखाने | पालिका मालमत्ते-पासून उत्पन्न | संकीर्ण | एकूण | Extra ordinary income debts & income from Commercial Enterprises | | | |
| Fees from Educational Institutions | Market and Slaughter houses | Revenue derived from Corporation property | Miscellaneous | Total (11+12+13+14) | | | | |
| (11) | (12) | (13) | (14) | (15) | (16) | (17) | (18) | |
| 0 | 52,795 | 1,47,06,877 | 4,89,16,917 | 6,36,76,589 | 2,01,60,141 | 18,26,86,501 | Brihan Mumbai | |
| 0 | 2,293 | 2,59,168 | 31,91,142 | 34,52,603 | 40,28,714 | 1,85,70,868 | Thane | |
| 0 | 24 | 18,494 | 1,50,507 | 1,69,025 | 1,43,445 | 12,52,736 | Ambarnath | |
| 0 | 0 | 31 | 8,849 | 8,880 | 300 | 1,89,770 | Dahanu | |
| 0 | 0 | 5,380 | 1,10,027 | 1,15,407 | 4,14,992 | 13,61,320 | Kulgaon Badlapur | |
| 0 | 0 | 222 | 1,426 | 1,648 | 4,669 | 57,349 | Javhar | |
| 0 | 0 | 3,843 | 70,121 | 73,964 | 23,205 | 2,85,566 | Palghar | |
| 0 | 0 | 2,34,552 | 9,74,146 | 12,08,698 | 11,45,384 | 75,30,758 | Vasai Virar | |
| 0 | 1,610 | 12,072 | 3,71,890 | 3,85,572 | 7,09,926 | 34,21,133 | Bhiwandi | |
| 0 | 0 | 89,062 | 23,01,961 | 23,91,023 | 4,49,328 | 113,93,034 | Navi Mumbai | |
| 0 | 0 | 19,630 | 1,07,157 | 1,26,787 | 2,64,363 | 25,93,054 | Ulhasnagar | |
| 0 | 0 | 2,27,733 | 11,89,562 | 14,17,295 | 18,07,320 | 97,19,499 | Kalyan Dombivili | |
| 0 | 0 | 51,776 | 12,34,979 | 12,86,755 | 5,12,114 | 56,65,724 | Mira Bhayander | |
| 0 | 3,927 | 9,21,963 | 97,11,767 | 1,06,37,657 | 95,03,760 | 6,20,40,811 | Thane | |
| 0 | 0 | 7,655 | 1,09,752 | 1,17,407 | 74,450 | 6,71,596 | Panvel | |
| 0 | 0 | 1,105 | 26,334 | 27,439 | 19,632 | 3,52,626 | Karjat | |
| 0 | 0 | 658 | 906 | 1,564 | 1,657 | 1,40,244 | Uran | |
| 0 | 29 | 2,422 | 15,311 | 17,762 | 1,219 | 1,32,622 | Karjat | |
| 0 | 0 | 4,488 | 21,033 | 25,521 | 7,158 | 4,32,450 | Matheran | |
| 14,834 | 0 | 1,853 | 1,168 | 17,855 | 4,697 | 63,094 | Pen | |
| 0 | 14 | 2,942 | 3,855 | 6,811 | 12,262 | 1,87,002 | Alibag | |
| 0 | 0 | 2,532 | 11,495 | 14,027 | 6,480 | 1,32,788 | Murud | |
| 0 | 0 | 2,009 | 9,349 | 11,358 | 2,760 | 88,354 | Roha | |
| 0 | 0 | 0 | 2,208 | 2,208 | 9,296 | 1,00,943 | Shrivardhan | |
| 0 | 0 | 10,194 | 25,157 | 35,351 | 5,909 | 3,04,342 | Mahad | |
| 14,834 | 43 | 35,858 | 2,26,568 | 2,77,303 | 1,45,520 | 26,06,061 | Raigad | |
| 45,171 | 0 | 54,478 | 13,768 | 1,13,417 | 42,765 | 5,77,481 | Ratnagiri | |
| 0 | 0 | 4,772 | 41,903 | 46,675 | 86,991 | 4,00,849 | Chiplun | |
| 0 | 0 | 699 | 2,764 | 3,463 | 12,187 | 1,08,394 | Khed | |
| 0 | 0 | 2,123 | 4,515 | 6,638 | 13,978 | 93,355 | Rajapur | |
| 0 | 0 | 1,040 | 5,059 | 6,099 | 4,565 | 1,34,500 | Dapoli | |
| 45,171 | 0 | 63,112 | 68,009 | 1,76,292 | 1,60,486 | 13,14,579 | Ratnagiri | |
| 0 | 0 | 714 | 2,066 | 2,780 | 5,027 | 76,376 | Kankavli | |
| 0 | 26 | 1,565 | 12,743 | 14,334 | 104 | 66,573 | Vengurla | |
| 0 | 0 | 1,843 | 3,881 | 5,724 | 14,110 | 1,52,275 | Sawantvadi | |
| 0 | 0 | 2,844 | 9,166 | 12,010 | 5,839 | 1,87,950 | Malvan | |
| 0 | 26 | 6,966 | 27,856 | 34,848 | 25,080 | 4,83,174 | Sindhudurg | |
| 0 | 215 | 35,857 | 10,15,441 | 10,51,513 | 1,93,660 | 83,59,564 | Nashik | |
| 138 | 11 | 2,428 | 8,486 | 11,063 | 89,751 | 2,63,909 | Manmaad | |
| 0 | 0 | 61,812 | 63,115 | 1,24,927 | 2,20,494 | 24,30,242 | Malegaon | |
| 72 | 5 | 4,741 | 34,171 | 38,988 | 13,071 | 4,47,492 | Bhusawal | |
| 0 | 0 | 5,282 | 6,793 | 12,075 | 7,718 | 2,30,931 | Yeola | |
| 0 | 0 | 2,055 | 594 | 2,649 | 2,553 | 76,407 | Bhagur | |
| 0 | 0 | 1,987 | 3,516 | 5,503 | 2,981 | 51,542 | Tryambakeshwar | |

| (1) | (2) | (3) | (4) | (5) | (6) | (7) | (8) | (9) | (10) |
|-----------|-------------------|------------------|------------------|-----------------|------------------|------------------|------------------|-------------|------------------|
| 45 | सटाणा | 52,724 | 0 | 11,365 | 7,352 | 18,717 | 71,721 | 0 | 71,721 |
| 46 | नांदगाव | 19,256 | 0 | 3,061 | 6,641 | 9,702 | 60,640 | 0 | 60,640 |
| 47 | इंगतपुरी | 40,894 | 0 | 5,362 | 3,108 | 8,470 | 71,585 | 0 | 71,585 |
| 48 | सिन्नर | 14,196 | 0 | 13,312 | 10,531 | 23,843 | 81,342 | 0 | 81,342 |
| 49 | देवळाली | 34,226 | 25,189 | 9,034 | 2,958 | 37,181 | 67,464 | 56 | 67,520 |
| 50 | नाशिक | 14,24,380 | 60,36,599 | 4,69,392 | 10,68,981 | 75,74,973 | 16,95,538 | 267 | 16,95,805 |
| 51 | धुळे | 1,81,963 | 5,44,488 | 59,024 | 2,08,844 | 8,12,356 | 1,80,684 | 0 | 1,80,684 |
| 52 | शिरपूर वारवडे | 1,89,646 | 0 | 17,586 | 22,909 | 40,495 | 2,29,300 | 1157 | 2,30,457 |
| 53 | दोंदाईचा वारवडे | 36,649 | 0 | 10,761 | 8,247 | 19,008 | 2,76,932 | 0 | 2,76,932 |
| 54 | धुळे | 4,08,258 | 5,44,488 | 87,371 | 2,40,000 | 8,71,859 | 6,86,916 | 1157 | 6,88,073 |
| 55 | नंदुरबार | 1,64,161 | 0 | 37,261 | 29,719 | 66,980 | 78,951 | 108 | 79,059 |
| 56 | शहादा | 10,470 | 0 | 12,688 | 15,297 | 27,985 | 43,036 | 0 | 43,036 |
| 57 | नवापुर | 8,267 | 0 | 7,384 | 7,156 | 14,540 | 28,772 | 0 | 28,772 |
| 58 | तलादा | 5,464 | 0 | 3,984 | 3,063 | 7,047 | 15,375 | 0 | 15,375 |
| 59 | नंदुरबार | 1,88,362 | 0 | 61,317 | 55,235 | 1,16,552 | 1,66,134 | 108 | 1,66,242 |
| 60 | जळगाव | 1,08,086 | 5,81,119 | 1,72,665 | 1,87,760 | 9,41,544 | 91,034 | 0 | 91,034 |
| 61 | पाचोरा | 40,759 | 0 | 15,367 | 15,254 | 30,621 | 1,74,898 | 0 | 1,74,898 |
| 62 | चोपडा | 60,443 | 0 | 1,227 | 25,907 | 27,134 | 1,50,063 | 0 | 1,50,063 |
| 63 | अंमळनेर | 16,947 | 0 | 15,634 | 19,499 | 35,133 | 1,70,429 | 117 | 1,70,547 |
| 64 | चाळीसगाव | 154 | 0 | 250 | 270 | 520 | 902 | 0 | 902 |
| 65 | भडगांव | 40,760 | 0 | 3,117 | 2,247 | 5,364 | 11,348 | 0 | 11,348 |
| 66 | रावेर | 5,866 | 0 | 7,281 | 7,405 | 14,686 | 34,265 | 0 | 34,265 |
| 67 | पारोला | 4,059 | 0 | 7,957 | 8,600 | 16,557 | 34,878 | 0 | 34,878 |
| 68 | येरंडोल | 6,416 | 30 | 7,435 | 7,859 | 15,324 | 62,540 | 0 | 62,540 |
| 69 | धरणगांव | 1,098 | 0 | 5,876 | 4,597 | 10,473 | 26,637 | 0 | 26,637 |
| 70 | यावल | 1,317 | 0 | 4,870 | 6,556 | 11,426 | 63,830 | 0 | 63,830 |
| 71 | सावडा | 3,659 | 0 | 4,212 | 6,596 | 10,808 | 34,036 | 0 | 34,036 |
| 72 | जामनेर | 65,005 | 0 | 8,255 | 8,829 | 17,084 | 82,581 | 0 | 82,581 |
| 73 | फैजपूर | 29,775 | 0 | 4,813 | 7,106 | 11,919 | 71,447 | 0 | 71,447 |
| 74 | जळगाव | 3,84,344 | 5,81,149 | 2,58,959 | 3,08,485 | 11,48,593 | 10,08,888 | 117 | 10,09,006 |
| 75 | अहमदनगर | 1,63,731 | 6,08,684 | 1,73,792 | 1,49,170 | 9,31,646 | 2,87,974 | 0 | 2,87,974 |
| 76 | श्रीरामपूर | 1,017 | 0 | 17,137 | 21,645 | 38,782 | 4,87,395 | 0 | 4,87,395 |
| 77 | संगमनेर | 35,878 | 0 | 25,663 | 27,316 | 52,979 | 2,22,563 | 0 | 2,22,563 |
| 78 | कोपरगाव | 3,873 | 14,628 | 13,193 | 10,781 | 38,602 | 1,47,891 | 0 | 1,47,891 |
| 79 | शिर्डी | 1,33,686 | 0 | 16,823 | 15,748 | 32,571 | 1,81,470 | 0 | 1,81,470 |
| 80 | रहाटा | 14,672 | 0 | 3,593 | 2,326 | 5,919 | 89,898 | 0 | 89,898 |
| 81 | देवळाली-प्रवरा | 11,546 | 0 | 3,560 | 3,361 | 6,921 | 59,816 | 0 | 59,816 |
| 82 | राहुरी | 18,455 | 0 | 7,104 | 1,380 | 8,484 | 98,551 | 0 | 98,551 |
| 83 | श्रीगोंदा | 9,414 | 0 | 6,402 | 2,770 | 9,172 | 69,261 | 0 | 69,261 |
| 84 | पाथर्डी | 36,133 | 0 | 6,662 | 7,703 | 14,365 | 85,734 | 0 | 85,734 |
| 85 | अहमदनगर | 23,214 | 10,966 | 2,866 | 57,066 | 70,898 | 44,878 | 0 | 44,878 |
| 86 | अहमदनगर | 4,51,619 | 6,34,278 | 2,76,795 | 2,99,266 | 12,10,339 | 17,75,431 | 0 | 17,75,431 |
| 87 | पिंपरी चिंचवड | 17,49,621 | 1,14,17,486 | 10,64,277 | 6,66,519 | 1,31,48,282 | 1,64,020 | 0 | 1,64,020 |
| 88 | पुणे महानगरपालिका | 31,26,169 | 1,09,32,600 | 18,04,723 | 28,03,885 | 1,55,41,208 | 33,12,502 | 0 | 33,12,502 |
| 89 | लेणावला | 5,31,677 | 19,070 | 30,426 | 16,200 | 65,696 | 1,76,093 | 0 | 1,76,093 |
| 90 | बारामती | 47,276 | 0 | 50,129 | 39,226 | 89,355 | 1,56,021 | 0 | 1,56,021 |
| 91 | तळेगाव दाभाडे | 272 | 89 | 231 | 181 | 501 | 1,054 | 0 | 1,054 |
| 92 | दोंड | 1,69,996 | 0 | 4,657 | 9,390 | 14,047 | 50,608 | 0 | 50,608 |
| 93 | शिरूर | 1,03,900 | 0 | 9,219 | 8,966 | 18,185 | 34,976 | 0 | 34,976 |
| 94 | ईदापूर | 92,718 | 0 | 7,016 | 3,780 | 10,796 | 78,533 | 0 | 78,533 |
| 95 | भोर | 30,715 | 0 | 5,704 | 3,285 | 8,988 | 67,710 | 0 | 67,710 |
| 96 | आळंदी | 39,827 | 0 | 11,140 | 7,112 | 18,252 | 24,338 | 0 | 24,338 |
| 97 | जुन्नर | 17,876 | 0 | 6,691 | 5,787 | 12,478 | 28,100 | 0 | 28,100 |
| 98 | जेजुरी | 56,560 | 0 | 5,097 | 6,512 | 11,609 | 46,882 | 0 | 46,882 |
| 99 | सासवड | 11,555 | 0 | 10,142 | 11,355 | 21,497 | 97,946 | 0 | 97,946 |
| 100 | पुणे | 56,261 | 2,28,482 | 96,209 | 2,41,027 | 5,65,718 | 47,732 | 0 | 47,732 |

TABLE No. 33.11(B).Contd...

| (11) | (12) | (13) | (14) | (15) | (16) | (17) | (2) |
|---------------|------------|-----------------|------------------|------------------|-----------------|--------------------|----------------------|
| 0 | 0 | 3,495 | 5,487 | 8,982 | 20,359 | 1,72,503 | Satara |
| 0 | 0 | 854 | 3,556 | 4,410 | 243 | 94,251 | Nandgaon |
| 4 | 8 | 3,870 | 29,063 | 32,945 | 6,646 | 1,60,540 | Igatpuri |
| 0 | 0 | 4,666 | 40,695 | 45,361 | 0 | 1,64,742 | Sinnar |
| 26,826 | 54 | 12,256 | 26,579 | 65,715 | 30,529 | 2,35,171 | Deolali |
| 27,040 | 293 | 1,39,303 | 12,37,496 | 14,04,131 | 5,88,005 | 1,26,87,294 | Nashik |
| 0 | 0 | 13,135 | 92,697 | 1,05,832 | 77,813 | 13,58,648 | Dhule |
| 0 | 0 | 0 | 96,505 | 96,505 | 20,016 | 5,77,119 | Shirpur Warwade |
| 0 | 2 | 5,811 | 2,357 | 8,170 | 38,700 | 3,79,459 | Dondaicha Warwade |
| 0 | 2 | 18,946 | 1,91,559 | 2,10,507 | 1,36,529 | 23,15,226 | Dhule |
| 0 | 270 | 8,387 | 25,412 | 34,069 | 15,371 | 3,59,640 | Nandurbar |
| 0 | 0 | 6,530 | 5,970 | 12,500 | 5,836 | 99,827 | Shahada |
| 0 | 0 | 582 | 8,870 | 9,452 | 2,413 | 63,444 | Navapur |
| 0 | 5 | 1,296 | 711 | 2,012 | 293 | 30,191 | Talada |
| 0 | 275 | 16,795 | 40,963 | 58,033 | 23,913 | 5,53,102 | Nandurbar |
| 0 | 0 | 89,659 | 3,12,083 | 4,01,742 | 8,847 | 15,51,253 | Jalgaon |
| 0 | 0 | 159 | 5,828 | 5,987 | 42,535 | 2,94,800 | Pachora |
| 1 | 7 | 8,933 | 10,467 | 19,408 | 14,148 | 2,71,196 | Chopada |
| 0 | 73 | 3,263 | 13,083 | 16,419 | 14,239 | 2,53,285 | Amalner |
| 16 | 0 | 0 | 173 | 189 | 124 | 1,889 | Chalisgaon |
| 0 | 0 | 105 | 323 | 428 | 136 | 58,036 | Bhadgaon |
| 0 | 0 | 0 | 2,775 | 2,775 | 2,487 | 60,079 | Raver |
| 0 | 0 | 611 | 1,617 | 2,228 | 1,033 | 58,755 | Parola |
| 0 | 2 | 1,086 | 2,733 | 3,821 | 5,250 | 93,351 | Yerandol |
| 0 | 0 | 651 | 1,323 | 1,974 | 12,909 | 53,091 | Dharangaon |
| 173 | 124 | 324 | 4,884 | 5,505 | 4,009 | 86,087 | Yaval |
| 2 | 0 | 1,730 | 5,371 | 7,103 | 4,565 | 60,171 | Savada |
| 0 | 0 | 4,637 | 4,472 | 9,109 | 1,387 | 1,75,166 | Jamner |
| 10 | 0 | 840 | 4,582 | 5,432 | 5,566 | 1,24,139 | Faijpur |
| 202 | 206 | 1,11,998 | 3,69,714 | 4,82,120 | 1,17,235 | 31,41,298 | Jalgaon |
| 0 | 0 | 37,760 | 1,23,776 | 1,61,536 | 2,39,371 | 17,84,258 | Ahmednagar |
| 0 | 95 | 1,199 | 10,055 | 11,349 | 80,340 | 6,18,883 | Shrirampur |
| 0 | 3 | 3,373 | 14,271 | 17,647 | 51,999 | 3,81,066 | Sangamner |
| 0 | 0 | 3,319 | 18,505 | 21,824 | 16,325 | 2,28,515 | Kopargaon |
| 0 | 0 | 11,983 | 27,361 | 39,344 | 33,804 | 4,20,875 | Shirdi |
| 0 | 0 | 3,709 | 26,779 | 30,488 | 1,66,810 | 3,07,787 | Rahata |
| 0 | 0 | 933 | 10,018 | 10,951 | 8,037 | 97,271 | Deolali Pravara |
| 0 | 37 | 4,168 | 17,622 | 21,827 | 7,225 | 1,54,542 | Rahuri |
| 0 | 0 | 0 | 1,005 | 1,005 | 2,610 | 91,462 | Shrigonda |
| 0 | 0 | 3,224 | 5,136 | 8,360 | 1,453 | 1,46,045 | Pathardi |
| 0 | 2 | 11,841 | 7,262 | 19,105 | 93,976 | 2,52,071 | Ahmednagar |
| 0 | 137 | 81,509 | 2,61,790 | 3,43,436 | 7,01,950 | 44,82,775 | Ahmednagar |
| 3,999 | 169 | 3,98,422 | 1,13,69,646 | 1,17,72,236 | 11,59,716 | 2,79,93,875 | Pimpri Chichwad |
| 200 | 1,665 | 5,62,086 | 74,92,137 | 80,56,088 | 8,55,602 | 3,08,91,569 | Pune Mahanagarpalika |
| 0 | 0 | 46,438 | 68,927 | 1,15,365 | 328 | 8,89,159 | Lonavla |
| 0 | 5 | 26,550 | 26,303 | 52,858 | 97,955 | 4,43,465 | Baramati |
| 0 | 0 | 35 | 94 | 129 | 148 | 2,104 | Talegaon |
| 0 | 0 | 7,080 | 5,734 | 12,814 | 28,552 | 2,76,017 | Dound |
| 0 | 0 | 5,913 | 6,941 | 12,854 | 9,936 | 1,79,851 | Shirur |
| 0 | 0 | 6,836 | 1,861 | 8,697 | 29,498 | 2,20,242 | Indapur |
| 0 | 0 | 3,310 | 24,381 | 27,690 | 10,170 | 1,45,274 | Bhor |
| 0 | 0 | 2,789 | 2,412 | 5,201 | 1,343 | 88,961 | Alandi |
| 0 | 0 | 2,317 | 6,970 | 9,287 | 4,616 | 72,357 | Junnar |
| 0 | 0 | 1,852 | 14,394 | 16,246 | 117 | 1,31,414 | Jejuri |
| 0 | 0 | 125 | 6,081 | 6,206 | 30,265 | 1,67,469 | Saswad |
| 0 | 0 | 0 | 424 | 424 | 3,42,238 | 10,12,373 | Pune |

| (1) | (2) | (3) | (4) | (5) | (6) | (7) | (8) | (9) | (10) |
|------------|------------------|------------------|--------------------|------------------|------------------|--------------------|------------------|--------------|------------------|
| 101 | खडकी | 30,418 | 2,58,386 | 5,063 | 51,479 | 3,14,929 | 6,299 | 0 | 6,299 |
| 102 | देहु रोड | 12,697 | 1,23,217 | 3,399 | 3,517 | 1,30,133 | 72,550 | 5,985 | 78,535 |
| 103 | पुणे | 60,77,538 | 2,29,79,330 | 31,14,123 | 38,78,221 | 2,99,71,674 | 43,65,364 | 5,985 | 43,71,349 |
| 104 | सातारा | 55,625 | 0 | 78,359 | 26,350 | 1,04,709 | 3,77,226 | 0 | 3,77,226 |
| 105 | फलटण | 21,260 | 0 | 22,100 | 21,109 | 43,209 | 2,76,880 | 0 | 2,76,880 |
| 106 | कराड | 1,03,632 | 0 | 28,358 | 29,355 | 57,713 | 1,71,284 | 0 | 1,71,284 |
| 107 | महाबळेश्वर | 42,677 | 0 | 8,618 | 49,625 | 58,243 | 67,865 | 137 | 68,002 |
| 108 | पाचगणी | 53,076 | 9,892 | 9,671 | 6,787 | 26,350 | 46,764 | 0 | 46,764 |
| 109 | वाल | 36,506 | 0 | 8,688 | 8,225 | 16,913 | 1,12,080 | 0 | 1,12,080 |
| 110 | म्हसवाद | 25,905 | 0 | 2,364 | 929 | 3,293 | 47,398 | 0 | 47,398 |
| 111 | रैहमतपुर | 53,152 | 0 | 2,793 | 4,213 | 7,006 | 47,999 | 0 | 47,999 |
| 112 | मलकापुर | 33,323 | 0 | 11,926 | 7,970 | 19,896 | 60,012 | 0 | 60,012 |
| 113 | सातारा | 4,25,156 | 9,892 | 1,72,877 | 1,54,563 | 3,37,332 | 12,07,508 | 137 | 12,07,645 |
| 114 | सांगली मिरज | 1,68,867 | 9,30,001 | 1,06,864 | 2,29,110 | 12,65,975 | 55,587 | 0 | 55,587 |
| 115 | विटा | 87,396 | 0 | 12,978 | 20,543 | 33,521 | 1,14,755 | 0 | 1,14,755 |
| 116 | इस्लामपुर | 49,021 | 0 | 9,675 | 34,700 | 44,375 | 1,05,317 | 0 | 1,05,317 |
| 117 | तासगांव | 95,745 | 0 | 6,249 | 7,693 | 13,942 | 92,386 | 0 | 92,386 |
| 118 | आस्टा | 1,65,354 | 0 | 4,103 | 380 | 4,483 | 1,76,480 | 0 | 1,76,480 |
| 119 | सांगली | 5,66,383 | 9,30,001 | 1,39,869 | 2,92,426 | 13,62,296 | 5,44,525 | 0 | 5,44,525 |
| 120 | सोलापूर | 22,30,338 | 6,05,285 | 1,61,924 | 2,55,267 | 10,22,476 | 8,76,618 | 0 | 8,76,618 |
| 121 | बाशी | 72,912 | 0 | 29,006 | 29,691 | 58,697 | 3,07,293 | 172 | 3,07,465 |
| 122 | पंढरपूर | 51,766 | 0 | 29,299 | 29,145 | 58,444 | 3,75,171 | 0 | 3,75,171 |
| 123 | करमाळा | 1,679 | 0 | 178 | 425 | 603 | 2,877 | 0 | 2,877 |
| 124 | कुर्दुवाडी | 23,231 | 0 | 4,056 | 2,921 | 6,977 | 68,878 | 0 | 68,878 |
| 125 | सांगोला | 5,119 | 0 | 6,868 | 5,437 | 12,305 | 2,56,346 | 0 | 2,56,346 |
| 126 | मंगळवेढा | 67,389 | 0 | 803 | 2,696 | 3,499 | 32,258 | 0 | 32,258 |
| 127 | अक्कलकोट | 9,240 | 0 | 12,487 | 11,973 | 24,460 | 78,717 | 0 | 78,717 |
| 128 | मैंदगी | 31,529 | 0 | 2,895 | 5,256 | 8,151 | 54,222 | 0 | 54,222 |
| 129 | दुधनी | 4,212 | 0 | 3,081 | 1,654 | 4,735 | 22,904 | 0 | 22,904 |
| 130 | सोलापूर | 24,97,415 | 6,05,285 | 2,50,597 | 3,44,465 | 12,00,347 | 20,75,284 | 172 | 20,75,456 |
| 131 | जयसिंगपूर | 76,395 | 0 | 12,716 | 12,829 | 25,545 | 1,10,298 | 0 | 1,10,298 |
| 132 | इचलकरंजी | 2,09,027 | 0 | 1,18,099 | 1,17,446 | 2,35,545 | 8,44,885 | 0 | 8,44,885 |
| 133 | मुरगुड | 8,711 | 0 | 5,462 | 950 | 6,412 | 32,703 | 0 | 32,703 |
| 134 | वडगांव | 25,802 | 0 | 4,517 | 18,089 | 22,606 | 78,274 | 0 | 78,274 |
| 135 | कागल | 52,143 | 0 | 7,360 | 10,585 | 17,945 | 1,59,250 | 0 | 1,59,250 |
| 136 | पन्हाळा | 61,365 | 0 | 4,655 | 4,561 | 9,217 | 71,748 | 0 | 71,748 |
| 137 | गडहिंगलज | 40,523 | 0 | 8,253 | 11,026 | 19,279 | 55,211 | 0 | 55,211 |
| 138 | कुरुंदवाड | 29,427 | 0 | 1,391 | 90 | 1,481 | 27,822 | 0 | 27,822 |
| 139 | मलकापुर | 15,269 | 0 | 1,367 | 198 | 1,565 | 32,627 | 71 | 32,698 |
| 140 | कोल्हापूर | 10,54,417 | 6,40,262 | 93,798 | 61,323 | 7,95,383 | 9,60,702 | 335 | 9,61,037 |
| 141 | कोल्हापूर | 15,73,079 | 6,40,262 | 2,57,618 | 2,37,097 | 11,34,978 | 23,73,520 | 406 | 23,73,926 |
| 142 | औरंगाबाद | 18,82,581 | 14,04,979 | 2,72,214 | 2,93,694 | 19,70,887 | 11,31,873 | 0 | 11,31,873 |
| 143 | सिल्लोड | 78,853 | 0 | 7,583 | 6,527 | 14,110 | 1,42,095 | 0 | 1,42,095 |
| 144 | खलताबाद | 34,588 | 0 | 2,823 | 4,850 | 7,673 | 57,268 | 0 | 57,268 |
| 145 | विजापूर | 37,061 | 0 | 1,431 | 423 | 1,854 | 45,500 | 0 | 45,500 |
| 146 | गंगापूर | 88,305 | 0 | 14,939 | 3,848 | 18,787 | 3,20,061 | 0 | 3,20,061 |
| 147 | पैठण | 31,678 | 0 | 2,744 | 1,353 | 4,097 | 49,145 | 0 | 49,145 |
| 148 | कन्नड | 18,582 | 0 | 1,697 | 3,255 | 4,952 | 62,909 | 0 | 62,909 |

TABLE No. 33.11(B).Contd...

| (11) | (12) | (13) | (14) | (15) | (16) | (17) | (2) |
|--------------|-------------|------------------|--------------------|--------------------|------------------|--------------------|-----------------|
| 0 | 185 | 44,393 | 1,24,807 | 1,69,385 | 3,11,520 | 8,32,551 | Khadki |
| 0 | 0 | 6,234 | 46,752 | 52,986 | 57,459 | 3,31,810 | Dehu Road |
| 4,199 | 2024 | 11,14,380 | 1,91,97,864 | 2,03,18,466 | 29,39,463 | 6,36,78,491 | Pune |
| 0 | 0 | 11,516 | 29,359 | 40,875 | 77,129 | 6,55,564 | Satara |
| 0 | 0 | 5,496 | 9,118 | 14,614 | 22,696 | 3,78,659 | Phaltan |
| 0 | 0 | 6,233 | 20,325 | 26,558 | 21,674 | 3,80,861 | Karad |
| 0 | 60 | 9,076 | 33,386 | 42,522 | 62,689 | 2,74,133 | Mahabaleshwar |
| 0 | 0 | 2,302 | 3,769 | 6,071 | 5,757 | 1,38,018 | Panchgani |
| 0 | 0 | 7,440 | 14,705 | 22,145 | 0 | 1,87,644 | Waal |
| 0 | 0 | 3,005 | 4,910 | 7,915 | 4,980 | 89,491 | Mhaswad |
| 0 | 0 | 2,482 | 1,613 | 4,095 | 6,206 | 1,18,458 | Rehmatpur |
| 0 | 0 | 1,935 | 7,925 | 9,860 | 5,123 | 1,28,214 | Malkapur |
| 0 | 60 | 49,485 | 1,25,110 | 1,74,655 | 2,06,254 | 23,51,042 | Satara |
| 0 | 78 | 49,883 | 64,729 | 1,14,690 | 2,07,448 | 18,12,567 | Sangli Miraj |
| 0 | 0 | 6,827 | 16,265 | 23,092 | 7,576 | 2,66,340 | Vita |
| 0 | 0 | 6,128 | 11,683 | 17,811 | 63,388 | 2,79,912 | Islaampur |
| 0 | 0 | 15,109 | 15,622 | 30,731 | 10,754 | 2,43,558 | Taasgaon |
| 0 | 3 | 8,530 | 20,342 | 28,875 | 5,629 | 3,80,821 | Asta |
| 0 | 81 | 86,477 | 1,28,641 | 2,15,199 | 2,94,795 | 29,83,198 | Sangli |
| 18 | 0 | 31,523 | 39,996 | 71,537 | 1,93,354 | 43,94,323 | Solapur |
| 0 | 23 | 14,101 | 33,470 | 47,594 | 64,135 | 5,50,803 | Barshi |
| 0 | 22 | 15,559 | 21,825 | 37,406 | 98,891 | 6,21,678 | Pandharpur |
| 0 | 0 | 127 | 49 | 177 | 737 | 6,071 | Karmala |
| 0 | 17 | 5,161 | 1,813 | 6,991 | 15,396 | 1,21,473 | Kurduwadi |
| 0 | 0 | 33 | 9,904 | 9,937 | 14,203 | 2,97,910 | Sangola |
| 0 | 0 | 5 | 487 | 492 | 2,062 | 1,05,700 | Mangalwedha |
| 0 | 35 | 2,994 | 11,240 | 14,269 | 11,567 | 1,38,253 | Akkalkot |
| 0 | 0 | 1,939 | 2,062 | 4,001 | 14,361 | 1,12,264 | Maindargi |
| 0 | 0 | 0 | 1,327 | 1,327 | 28 | 33,206 | Dudhni |
| 18 | 97 | 71,442 | 1,22,173 | 1,93,731 | 4,14,734 | 63,81,681 | Solapur |
| 0 | 0 | 6,059 | 10,641 | 16,700 | 10,722 | 2,39,660 | Jaisinghpur |
| 99 | 0 | 21,876 | 60,034 | 82,009 | 1,06,236 | 14,77,702 | Ichalkaranji |
| 0 | 0 | 1,550 | 8,685 | 10,235 | 185 | 58,246 | Murgud |
| 0 | 0 | 2,697 | 897 | 3,594 | 38,285 | 1,68,561 | Wadgaon |
| 0 | 4 | 5,914 | 1,531 | 7,449 | 21,996 | 2,58,782 | Kaagal |
| 0 | 0 | 4,683 | 2,256 | 6,939 | 14,257 | 1,63,526 | Panhala |
| 0 | 0 | 13 | 7,138 | 7,151 | 1,503 | 1,23,667 | Gadhinglaj |
| 0 | 6 | 2,019 | 2,689 | 4,714 | 3,739 | 67,183 | Kurundwad |
| 0 | 0 | 1,301 | 1,373 | 2,674 | 517 | 52,723 | Malkapur |
| 2,014 | 623 | 91,876 | 8,28,287 | 9,22,800 | 4,27,049 | 41,60,686 | Kolhapur |
| 2,113 | 633 | 1,37,988 | 9,23,531 | 10,64,265 | 6,24,489 | 67,70,736 | Kolhapur |
| 0 | 0 | 14,281 | 5,17,790 | 5,32,071 | 68,548 | 55,85,960 | Aurangabad |
| 0 | 0 | 7,609 | 1,798 | 9,407 | 2,458 | 2,46,923 | Sillod |
| 0 | 0 | 1,967 | 4,277 | 6,244 | 521 | 1,06,294 | Khaltabad |
| 0 | 0 | 2,739 | 2,218 | 4,957 | 3,115 | 92,487 | Vijapur |
| 0 | 2 | 9,681 | 9,585 | 19,268 | 59,867 | 5,06,288 | Gangapur |
| 0 | 0 | 2,602 | 2,864 | 5,466 | 2,195 | 92,581 | Paithan |
| 0 | 0 | 2,250 | 6,333 | 8,583 | 15 | 95,041 | Kannad |

| (1) | (2) | (3) | (4) | (5) | (6) | (7) | (8) | (9) | (10) |
|------------|-------------------|------------------|-----------------|-----------------|-----------------|------------------|------------------|-----------|------------------|
| 149 | औरंगाबाद | 21,71,648 | 1404,979 | 3,03,431 | 3,13,950 | 20,22,360 | 18,08,851 | 0 | 18,08,851 |
| 150 | जालना | 1,23,403 | 0 | 55,764 | 16,153 | 71,917 | 6,53,084 | 0 | 6,53,084 |
| 151 | परतुर | 36,204 | 0 | 1,501 | 1,518 | 3,019 | 94,407 | 0 | 94,407 |
| 152 | अंबड | 131 | 0 | 2,000 | 7,295 | 9,295 | 2,63,701 | 0 | 2,63,701 |
| 153 | भोकरदन | 80,309 | 0 | 1,926 | 2,510 | 4,436 | 19,432 | 0 | 19,432 |
| 154 | जालना | 2,40,047 | 0 | 61,191 | 27,476 | 88,667 | 10,30,624 | 0 | 10,30,624 |
| 155 | परभणी | 2,79,315 | 0 | 51,477 | 11,618 | 63,095 | 3,43,557 | 21 | 3,43,578 |
| 156 | गंगाखेड | 15,900 | 0 | 17,783 | 8,928 | 26,711 | 1,21,393 | 0 | 1,21,393 |
| 157 | सेलु | 38,239 | 0 | 3,804 | 625 | 4,429 | 1,70,728 | 0 | 1,70,728 |
| 158 | जितुर | 18,480 | 0 | 1,702 | 3,338 | 5,040 | 1,17,779 | 0 | 1,17,779 |
| 159 | मानवत | 2,394 | 0 | 0 | 20,859 | 20,859 | 84,351 | 0 | 84,351 |
| 160 | पाथरी | 82,918 | 0 | 3,171 | 1,872 | 5,043 | 68,380 | 0 | 68,380 |
| 161 | सोनपेठ | 15,197 | 0 | 813 | 2,706 | 3,519 | 67,803 | 0 | 67,803 |
| 162 | पुर्णा | 39,554 | 0 | 2,938 | 1,293 | 4,231 | 44,395 | 0 | 44,395 |
| 163 | परभणी | 4,91,997 | 0 | 81,688 | 51,239 | 1,32,927 | 10,18,386 | 21 | 10,18,407 |
| 164 | हिंगोली | 73,477 | 0 | 14,998 | 7,781 | 22,779 | 5,80,898 | 0 | 5,80,898 |
| 165 | बसमत | 40,630 | 0 | 7,637 | 19,873 | 27,510 | 1,01,585 | 0 | 1,01,585 |
| 166 | कळमनुरी | 79,099 | 0 | 1,570 | 340 | 1,910 | 90,696 | 3 | 90,699 |
| 167 | हिंगोली | 1,93,206 | 0 | 24,205 | 27,994 | 52,199 | 7,73,179 | 3 | 7,73,182 |
| 168 | बीड | 71,196 | 0 | 24,624 | 782 | 25,406 | 4,43,485 | 0 | 4,43,485 |
| 169 | अंबाजोगाई | 21,624 | 0 | 1,390 | 2,685 | 4,075 | 70,891 | 0 | 70,891 |
| 170 | परळी | 89,567 | 0 | 5,658 | 1,600 | 7,258 | 1,41,114 | 0 | 1,41,114 |
| 171 | माजलगाव | 389 | 0 | 56 | 61 | 117 | 1,516 | 0 | 1,516 |
| 172 | गेवराई | 30,858 | 0 | 2,081 | 5,240 | 7,321 | 38,382 | 0 | 38,382 |
| 173 | धारूर | 24,268 | 0 | 712 | 2,640 | 3,352 | 26,638 | 0 | 26,638 |
| 174 | केज | 25,735 | 0 | 3,538 | 1,601 | 5,139 | 60,517 | 0 | 60,517 |
| 175 | बीड | 2,63,637 | 0 | 38,059 | 14,609 | 52,668 | 7,82,543 | 0 | 7,82,543 |
| 176 | नांदेड | 18,26,143 | 4,38,261 | 1,08,814 | 2,27,479 | 7,74,554 | 38,39,051 | 0 | 38,39,051 |
| 177 | देगलुर | 25,808 | 0 | 0 | 4,130 | 4,130 | 77,814 | 0 | 77,814 |
| 178 | बिलोली | 45,242 | 58 | 1,058 | 1,401 | 2,517 | 36,520 | 0 | 36,520 |
| 179 | कंधार | 25,036 | 0 | 3,187 | 1,033 | 4,220 | 55,965 | 0 | 55,965 |
| 180 | लोहा | 2 | 3 | 31 | 68 | 102 | 194 | 3 | 197 |
| 181 | हदगांव | 82,660 | 0 | 1,545 | 3,858 | 5,403 | 1,21,845 | 0 | 1,21,845 |
| 182 | मुदखेड | 2,41,388 | 0 | 1,300 | 3,301 | 4,601 | 1,25,568 | 0 | 1,25,568 |
| 183 | मुखेड | 0 | 0 | 1,220 | 2,716 | 3,936 | 38,104 | 0 | 38,104 |
| 184 | कुंदळवाडी | 16,443 | 0 | 1,139 | 1,284 | 2,423 | 55,988 | 0 | 55,988 |
| 185 | किनवट | 0 | 0 | 759 | 1,417 | 2,176 | 1,52,165 | 0 | 1,52,165 |
| 186 | भोकर | 0 | 0 | 987 | 4,856 | 5,843 | 75,983 | 0 | 75,983 |
| 187 | उमरी | 49,204 | 0 | 0 | 10 | 10 | 99,559 | 0 | 99,559 |
| 188 | धर्माबाद | 0 | 0 | 61 | 1,094 | 1,155 | 14,380 | 0 | 14,380 |
| 189 | नांदेड | 20,94,926 | 4,38,322 | 1,20,101 | 2,52,647 | 8,11,070 | 46,93,136 | 3 | 46,93,139 |
| 190 | उस्मानाबाद | 13,550 | 0 | 15,381 | 21,304 | 36,685 | 2,41,859 | 0 | 2,41,859 |
| 191 | कलाम | 18,879 | 0 | 7,035 | 3,139 | 10,174 | 81,005 | 0 | 81,005 |
| 192 | नळदुर्ग | 24,808 | 0 | 1,018 | 281 | 1,299 | 72,443 | 0 | 72,443 |
| 193 | भुम | 11,751 | 0 | 3,655 | 4,200 | 7,855 | 91,655 | 0 | 91,655 |
| 194 | उमरगा | 43,533 | 0 | 3,318 | 5,580 | 8,898 | 1,00,785 | 0 | 1,00,785 |
| 195 | मुरुम | 31,726 | 0 | 998 | 1,411 | 2,409 | 70,099 | 0 | 70,099 |
| 196 | परांडा | 26,362 | 0 | 3,016 | 2,189 | 5,205 | 74,353 | 0 | 74,353 |
| 197 | तुळजापुर | 14,953 | 0 | 3,974 | 4,375 | 8,349 | 1,80,614 | 0 | 1,80,614 |
| 198 | उस्मानाबाद | 1,85,562 | 0 | 38,395 | 42,479 | 80,874 | 9,12,813 | 0 | 9,12,813 |

TABLE No. 33.11(B).Contd...

| (11) | (12) | (13) | (14) | (15) | (16) | (17) | (2) |
|-----------|------------|---------------|-----------------|-----------------|-----------------|------------------|-------------------|
| 0 | 2 | 41,129 | 5,44,865 | 5,85,996 | 1,36,719 | 67,25,574 | Aurangabad |
| 0 | 70 | 0 | 13,291 | 13,361 | 38,947 | 9,00,712 | Jalna |
| 0 | 0 | 2,560 | 2,984 | 5,544 | 324 | 1,39,498 | Partur |
| 0 | 10 | 4,422 | 12,540 | 16,972 | 5,500 | 2,95,599 | Ambad |
| 0 | 12 | 5,136 | 4,189 | 9,337 | 77 | 1,13,591 | Bhokardan |
| 0 | 92 | 12,118 | 33,004 | 45,214 | 44,848 | 14,49,400 | Jalna |
| 0 | 0 | 0 | 12,094 | 12,094 | 25,850 | 7,23,932 | Parbhani |
| 0 | 0 | 0 | 8,289 | 8,289 | 33,878 | 2,06,171 | Gangakhed |
| 0 | 0 | 3,587 | 4,328 | 7,915 | 1,241 | 2,22,552 | Selu |
| 0 | 0 | 1,903 | 5,767 | 7,670 | 2,205 | 1,51,174 | Jitur |
| 0 | 0 | 1,767 | 5,857 | 7,624 | 0 | 1,15,228 | Manvat |
| 0 | 0 | 5,056 | 3,639 | 8,695 | 0 | 1,65,036 | Pathri |
| 2 | 0 | 1,325 | 8,007 | 9,334 | 0 | 95,853 | Sonpeth |
| 0 | 0 | 1,375 | 2,023 | 3,398 | 3,500 | 95,078 | Purna |
| 2 | 0 | 15,013 | 50,004 | 65,019 | 66,674 | 17,75,024 | Parbhani |
| 0 | 0 | 6,590 | 24,063 | 30,653 | 0 | 7,07,807 | Hingoli |
| 0 | 0 | 5,004 | 2,302 | 7,306 | 27,590 | 2,04,621 | Basmat |
| 0 | 0 | 0 | 3,379 | 3,379 | 0 | 1,75,087 | Kalamnuri |
| 0 | 0 | 11,594 | 29,744 | 41,338 | 27,590 | 10,87,515 | Hingoli |
| 0 | 0 | 6,338 | 1,04,669 | 1,11,007 | 9,656 | 6,60,750 | Beed |
| 3 | 0 | 6,190 | 3,694 | 9,887 | 3,997 | 1,10,474 | Ambajogai |
| 0 | 0 | 3,973 | 6,781 | 10,754 | 0 | 2,48,693 | Parli |
| 0 | 0 | 22 | 151 | 173 | 20 | 2,215 | Maajalgaon |
| 0 | 0 | 1,645 | 2,664 | 4,309 | 14,820 | 95,690 | Gevrai |
| 0 | 0 | 0 | 532 | 532 | 0 | 54,790 | Dharur |
| 0 | 0 | 51 | 2,855 | 2,906 | 383 | 94,680 | Kej |
| 3 | 0 | 18,219 | 1,21,346 | 1,39,568 | 28,876 | 12,67,292 | Beed |
| 0 | 0 | 41,095 | 2,32,623 | 2,73,718 | 1,37,174 | 68,50,640 | Nanded |
| 0 | 0 | 171 | 3,431 | 3,602 | 0 | 1,11,354 | Deglur |
| 0 | 0 | 1,570 | 4,316 | 5,886 | 660 | 90,825 | Biloli |
| 52 | 2 | 2,343 | 32,005 | 34,402 | 5,352 | 1,24,975 | Kandhar |
| 0 | 0 | 4 | 17 | 21 | 10 | 332 | Loha |
| 0 | 0 | 3,353 | 1,242 | 4,595 | 13,167 | 2,27,670 | Hadgaon |
| 0 | 0 | 1,726 | 0 | 1,726 | 0 | 1,56,283 | Mudkhed |
| 0 | 0 | 2,088 | 1,780 | 3,868 | 3,215 | 49,123 | Mukhed |
| 0 | 0 | 3,062 | 218 | 3,280 | 795 | 78,929 | Kundalwadi |
| 0 | 0 | 1,140 | 1,506 | 2,646 | 1,224 | 1,58,211 | Kinvat |
| 0 | 0 | 6,095 | 2,140 | 8,235 | 42 | 90,103 | Bhokar |
| 0 | 912 | 4,916 | 1,913 | 7,741 | 13 | 1,56,527 | Umri |
| 0 | 0 | 1,912 | 1,238 | 3,150 | 944 | 19,629 | Dharmabad |
| 52 | 914 | 69,475 | 2,82,429 | 3,52,870 | 1,62,596 | 81,14,601 | Nanded |
| 0 | 29 | 2,839 | 2,169 | 5,037 | 15,089 | 3,12,220 | Osmanabad |
| 0 | 0 | 833 | 619 | 1,452 | 27,558 | 1,39,068 | Kalaam |
| 0 | 33 | 2,310 | 3,011 | 5,354 | 779 | 1,04,683 | Naldurg |
| 0 | 0 | 417 | 5,356 | 5,773 | 0 | 1,17,034 | Bhoom |
| 0 | 0 | 2,303 | 22,013 | 24,316 | 0 | 1,77,532 | Umarga |
| 0 | 0 | 1,367 | 1,904 | 3,271 | 0 | 1,07,505 | Murum |
| 0 | 0 | 1,310 | 7,095 | 8,405 | 4,448 | 1,18,773 | Paranda |
| 0 | 4 | 283 | 961 | 1,248 | 11,637 | 2,16,801 | Tulajapur |
| 0 | 66 | 11,662 | 43,128 | 54,856 | 59,511 | 12,93,616 | Osmanabad |

| (1) | (2) | (3) | (4) | (5) | (6) | (7) | (8) | (9) | (10) |
|------------|----------------|------------------|-----------------|-----------------|-----------------|-----------------|------------------|------------|------------------|
| 199 | लातूर | 88,140 | 0 | 35,893 | 49,267 | 85,160 | 8,39,623 | 0 | 8,39,623 |
| 200 | उद्दीर | 30,276 | 0 | 407 | 14,419 | 14,826 | 1,75,564 | 0 | 1,75,564 |
| 201 | अहमदपुर | 39,318 | 0 | 4,670 | 2,280 | 6,950 | 49,161 | 0 | 49,161 |
| 202 | निलंगा | 38,933 | 0 | 2,468 | 3,738 | 6,206 | 65,496 | 0 | 65,496 |
| 203 | औसा | 18,897 | 0 | 2,424 | 1,475 | 3,899 | 52,286 | 0 | 52,286 |
| 204 | लातूर | 2,15,564 | 0 | 45,862 | 71,179 | 1,17,041 | 11,82,130 | 0 | 11,82,130 |
| 205 | खामगाव | 1,47,054 | 0 | 23,086 | 17,285 | 40,371 | 3,39,720 | 0 | 3,39,720 |
| 206 | शेगाव | 51,315 | 0 | 7,786 | 8,366 | 16,152 | 1,65,161 | 0 | 1,65,161 |
| 207 | बुलढाणा | 82,593 | 0 | 10,413 | 7,027 | 17,440 | 1,90,689 | 0 | 1,90,689 |
| 208 | चिखली | 43,121 | 0 | 11,770 | 20,031 | 31,801 | 1,15,394 | 0 | 1,15,394 |
| 209 | मलकापूर | 67,785 | 0 | 7,999 | 3,406 | 11,405 | 1,34,338 | 0 | 1,34,338 |
| 210 | मेहकर | 88,509 | 0 | 2,417 | 2,940 | 5,357 | 99,028 | 0 | 99,028 |
| 211 | देऊळगाव राजा | 24,693 | 0 | 6,683 | 6,955 | 13,638 | 99,859 | 0 | 99,859 |
| 212 | नांदुरा | 54,221 | 0 | 4,133 | 2,456 | 6,589 | 1,21,755 | 0 | 1,21,755 |
| 213 | लोणार | 26,288 | 0 | 6,810 | 4,701 | 11,511 | 66,668 | 0 | 66,668 |
| 214 | जळगाव जामोद | 25,154 | 0 | 1,214 | 980 | 2,194 | 37,347 | 0 | 37,347 |
| 215 | सिंदखेड राजा | 44,177 | 0 | 1,933 | 1,693 | 3,626 | 64,746 | 0 | 64,746 |
| 216 | बुलढाणा | 6,54,910 | 0 | 84,244 | 75,840 | 1,60,084 | 14,34,705 | 0 | 14,34,705 |
| 217 | अकोट | 14,602 | 0 | 7,454 | 2,203 | 9,657 | 2,26,024 | 0 | 2,26,024 |
| 218 | अकोला | 2,50,821 | 3,23,593 | 84,560 | 94,414 | 5,02,567 | 6,20,602 | 0 | 6,20,602 |
| 219 | बाळापुर | 186 | 0 | 2,472 | 1,939 | 4,411 | 3,385 | 188 | 3,573 |
| 220 | तेल्हारा | 36,160 | 0 | 2,313 | 6,097 | 8,410 | 2,72,540 | 0 | 2,72,540 |
| 221 | पातूर | 618 | 0 | 2,343 | 1,453 | 3,796 | 46,267 | 0 | 46,267 |
| 222 | मुर्तिजापूर | 874 | 423 | 1,514 | 213 | 2,150 | 1,17,119 | 0 | 1,17,119 |
| 223 | अकोला | 3,03,261 | 3,24,016 | 1,00,656 | 106,319 | 5,30,991 | 12,85,937 | 188 | 12,86,125 |
| 224 | वाशिम | 51,916 | 0 | 7,073 | 12,065 | 19,138 | 1,82,081 | 0 | 1,82,081 |
| 225 | कारंजा | 1,72,991 | 0 | 26,512 | 4,736 | 31,248 | 3,12,995 | 0 | 3,12,995 |
| 226 | रिसोड | 44,177 | 0 | 1,933 | 1,693 | 3,626 | 64,746 | 0 | 64,746 |
| 227 | मंगरुळपिर | 48,945 | 0 | 8,861 | 6,265 | 15,126 | 1,25,283 | 0 | 1,25,283 |
| 228 | वाशिम | 3,18,029 | 0 | 44,379 | 24,759 | 69,138 | 6,85,105 | 0 | 6,85,105 |
| 229 | अमरावती | 4,96,399 | 6,06,974 | 1,40,218 | 84,880 | 8,32,072 | 2,48,857 | 0 | 2,48,857 |
| 230 | अचलपूर | 1,21,317 | 0 | 12,626 | 7,609 | 20,235 | 4,56,189 | 0 | 4,56,189 |
| 231 | वरूड | 1,31,324 | 0 | 6,849 | 4,405 | 11,254 | 1,54,504 | 0 | 1,54,504 |
| 232 | अंजनगाव सुर्जा | 61,477 | 0 | 8,007 | 8,148 | 16,155 | 98,859 | 6 | 98,865 |
| 233 | चांदूर रेल्वे | 99,929 | 0 | 2,443 | 3,050 | 5,493 | 33,873 | 0 | 33,873 |
| 234 | मोशी | 39,176 | 0 | 2,015 | 2,554 | 4,569 | 1,35,453 | 0 | 1,35,453 |
| 235 | पांढरखेडा | 32,767 | 0 | 5,177 | 1,352 | 6,529 | 1,76,810 | 0 | 1,76,810 |
| 236 | धामणगाव रेल्वे | 96,834 | 0 | 6,513 | 5,686 | 12,199 | 1,68,578 | 0 | 1,68,578 |
| 237 | चिखलधारा | 26,437 | 0 | 4,449 | 5,435 | 9,884 | 1,03,630 | 0 | 1,03,630 |
| 238 | चांदूरबाजार | 33,662 | 0 | 1,726 | 1,625 | 3,351 | 53,689 | 0 | 53,689 |
| 239 | शेदुजना घाट | 31,873 | 0 | 1,672 | 3,287 | 4,959 | 1,50,913 | 0 | 1,50,913 |
| 240 | दर्यापूर | 71,549 | 0 | 1,234 | 450 | 1,684 | 96,658 | 0 | 96,658 |
| 241 | अमरावती | 12,42,744 | 6,06,974 | 1,92,929 | 1,28,481 | 9,28,384 | 18,78,013 | 6 | 18,78,019 |
| 242 | यवतमाळ | 2,00,649 | 0 | 22,507 | 11,075 | 33,582 | 3,28,433 | 0 | 3,28,433 |
| 243 | पुसद | 1,456 | 0 | 8,662 | 3,812 | 12,474 | 1,85,980 | 0 | 1,85,980 |
| 244 | वण | 56,164 | 0 | 14,569 | 13,746 | 28,315 | 2,53,513 | 0 | 2,53,513 |
| 245 | घाटंजी | 1,353 | 0 | 1,193 | 776 | 1,969 | 49,191 | 0 | 49,191 |
| 246 | नेर | 56,948 | 0 | 2,451 | 622 | 3,073 | 53,404 | 0 | 53,404 |
| 247 | उमरखेड | 51,308 | 0 | 4,406 | 2,066 | 6,472 | 80,624 | 7 | 80,631 |
| 248 | दिग्रस | 46,307 | 0 | 6,346 | 2,865 | 9,211 | 2,03,605 | 0 | 2,03,605 |
| 249 | दारव्हा | 47,037 | 0 | 1,965 | 2,140 | 4,105 | 74,217 | 0 | 74,217 |
| 250 | यवतमाळ | 4,61,222 | 0 | 62,099 | 37,102 | 99,201 | 12,28,967 | 7 | 12,28,974 |
| 251 | वर्धा | 56,344 | 0 | 28,119 | 13,739 | 41,858 | 1,38,025 | 0 | 1,38,025 |
| 252 | पुनगांव | 72,681 | 0 | 2,978 | 1,788 | 4,766 | 3,43,080 | 0 | 3,43,080 |
| 253 | देवळी | 68,505 | 0 | 5,953 | 7,114 | 13,067 | 1,04,746 | 0 | 1,04,746 |
| 254 | सिंदी | 41,572 | 0 | 1,196 | 696 | 1,892 | 50,085 | 0 | 50,085 |

TABLE No. 33.11(B).Contd...

| (11) | (12) | (13) | (14) | (15) | (16) | (17) | (2) |
|---------------|------------|-----------------|------------------|------------------|-----------------|------------------|-----------------|
| 3 | 0 | 10,507 | 10,219 | 20,726 | 7,173 | 10,40,822 | Latur |
| 0 | 35 | 8,958 | 8,586 | 17,579 | 1,23,600 | 3,61,845 | Udrir |
| 0 | 0 | 1,900 | 2,818 | 4,718 | 213 | 1,00,360 | Ahmedpur |
| 0 | 0 | 2,239 | 3,846 | 6,085 | 560 | 1,17,280 | Nilanga |
| 0 | 0 | 10,214 | 747 | 10,961 | 7,250 | 93,293 | Ausa |
| 0 | 35 | 33,818 | 26,216 | 60,069 | 1,38,796 | 17,13,600 | Latur |
| 0 | 30 | 2,636 | 30,143 | 32,809 | 3,601 | 5,63,555 | Khamgaon |
| 0 | 0 | 3,174 | 6,425 | 9,599 | 520 | 2,42,747 | Shegaon |
| 0 | 35 | 5,518 | 3,345 | 8,898 | 61 | 2,99,681 | Buldhana |
| 0 | 0 | 2,621 | 3,463 | 6,084 | 0 | 1,96,400 | Chikli |
| 0 | 0 | 4,100 | 470 | 4,570 | 6,083 | 2,24,181 | Malkapur |
| 0 | 28 | 18,500 | 476 | 19,004 | 3,703 | 2,15,601 | Mehkar |
| 0 | 18 | 531 | 1,202 | 1,751 | 1,274 | 1,41,215 | Deolgaon Raja |
| 0 | 9 | 3,764 | 4,855 | 8,628 | 23,126 | 2,14,319 | Nandura |
| 0 | 0 | 616 | 5,621 | 6,237 | 4,067 | 1,14,771 | Lonar |
| 0 | 27 | 894 | 421 | 1,342 | 20 | 66,057 | Jalgaon Jamod |
| 0 | 0 | 1,942 | 288 | 2,230 | 1,815 | 1,16,594 | Sindhkhed Raja |
| 0 | 147 | 44,296 | 56,709 | 1,01,152 | 44,270 | 23,95,121 | Buldhana |
| 0 | 28 | 1,897 | 1,941 | 3,866 | 391 | 2,54,540 | Akot |
| 0 | 0 | 5,193 | 17,73,603 | 17,78,796 | 95,253 | 32,48,039 | Akola |
| 0 | 0 | 70 | 163 | 233 | 58 | 8,461 | Balapur |
| 0 | 5 | 2,276 | 9,177 | 11,458 | 1,590 | 3,30,158 | Telhara |
| 0 | 0 | 2,275 | 3,975 | 6,250 | 23,314 | 80,245 | Paatur |
| 0 | 2 | 279 | 464 | 745 | 418 | 1,21,306 | Murtijapur |
| 0 | 35 | 11,990 | 17,89,323 | 18,01,348 | 1,21,024 | 40,42,749 | Alola |
| 0 | 29 | 5,892 | 4,149 | 10,070 | 15,205 | 2,78,410 | Washim |
| 0 | 0 | 19,409 | 8,777 | 28,186 | 7,166 | 5,52,586 | Karanja |
| 0 | 0 | 1,942 | 288 | 2,230 | 1,815 | 1,16,594 | Risod |
| 4,533 | 0 | 825 | 1,112 | 6,470 | 878 | 1,96,702 | Manglurpir |
| 4,533 | 29 | 28,068 | 14,326 | 46,956 | 25,064 | 11,44,292 | Washim |
| 157 | 36 | 2,154 | 2,13,640 | 2,15,987 | 1,20,551 | 19,13,866 | Amravati |
| 32,703 | 34 | 82,592 | 21,946 | 1,37,275 | 16,878 | 7,51,894 | Achalpur |
| 0 | 48 | 3,213 | 3,416 | 6,677 | 64,867 | 3,68,626 | Warud |
| 0 | 0 | 4,873 | 3,457 | 8,330 | 23,676 | 2,08,503 | Anjangaon Surji |
| 0 | 0 | 3,213 | 2,001 | 5,214 | 560 | 1,45,069 | Chandur Railway |
| 0 | 6 | 3,077 | 1,658 | 4,741 | 3,111 | 1,87,050 | Morshi |
| 0 | 0 | 2,815 | 12,552 | 15,367 | 28,491 | 2,59,964 | Pandharkheda |
| 0 | 12 | 5,797 | 12,639 | 18,448 | 15,045 | 3,11,104 | Dhamangaon Rly. |
| 53 | 0 | 2,499 | 1,969 | 4,521 | 194 | 1,44,666 | Chikhaldhara |
| 0 | 0 | 1,292 | 6 | 1,298 | 313 | 92,313 | Chandur Bazaar |
| 0 | 0 | 631 | 1,052 | 1,683 | 2,561 | 1,91,989 | Shedjana Ghat |
| 158 | 0 | 2,809 | 5,662 | 8,629 | 13,129 | 1,91,649 | Daryapur |
| 33,071 | 136 | 1,14,965 | 2,79,998 | 4,28,170 | 2,89,376 | 47,66,693 | Amravati |
| 9 | 15 | 19,040 | 7,337 | 26,401 | 10,081 | 5,99,146 | Yavatmal |
| 0 | 0 | 10,921 | 19,239 | 30,160 | 1,484 | 2,31,554 | Pusad |
| 0 | 11 | 6,045 | 7,902 | 13,958 | 13,395 | 3,65,345 | Van |
| 0 | 0 | 57 | 21,489 | 21,546 | 0 | 74,059 | Ghatanji |
| 0 | 0 | 502 | 18,453 | 18,955 | 0 | 1,32,380 | Ner |
| 24 | 2 | 3,522 | 8,398 | 11,946 | 1,847 | 1,52,204 | Umardhed |
| 0 | 11 | 2,231 | 4,093 | 6,335 | 4,063 | 2,69,521 | Digras |
| 0 | 52 | 448 | 431 | 931 | 3,016 | 1,29,306 | Daarvaah |
| 33 | 91 | 42,766 | 87,342 | 1,30,232 | 33,886 | 19,53,515 | Yavatmal |
| 0 | 0 | 1,400 | 3,701 | 5,101 | 8,028 | 2,49,356 | Wardha |
| 2 | 0 | 1,170 | 4,803 | 5,975 | 827 | 4,27,329 | Pulgaon |
| 0 | 0 | 3,634 | 1,703 | 5,337 | 1,645 | 1,93,300 | Deoli |
| 4 | 8 | 4,821 | 2,305 | 7,138 | 1,013 | 1,01,700 | Sindi |

| (1) | (2) | (3) | (4) | (5) | (6) | (7) | (8) | (9) | (10) |
|------------|-------------------------|--------------------|---------------------|--------------------|--------------------|---------------------|--------------------|---------------|--------------------|
| 255 | आर्वी | 64,257 | 0 | 6,502 | 2,006 | 8,508 | 1,18,242 | 0 | 1,18,242 |
| 256 | हिंगणघाट | 58,210 | 0 | 14,278 | 37,639 | 51,917 | 2,01,756 | 0 | 2,01,756 |
| 257 | वर्धा | 3,61,569 | 0 | 59,026 | 62,982 | 1,22,008 | 9,55,934 | 0 | 9,55,934 |
| 258 | नागपूर | 5,13,605 | 43,74,183 | 13,59,541 | 8,14,908 | 65,48,632 | 7,62,374 | 0 | 7,62,374 |
| 259 | कामठी | 47,695 | 7,444 | 6,545 | 7,981 | 21,970 | 8,80,888 | 0 | 8,80,888 |
| 260 | उमरेड | 56,164 | 0 | 14,569 | 13,746 | 28,315 | 2,53,513 | 0 | 2,53,513 |
| 261 | रामटेक | 25,054 | 15 | 3,838 | 3,991 | 7,844 | 88,806 | 52 | 88,858 |
| 262 | खापा | 46,591 | 0 | 2,298 | 8,279 | 10,577 | 47,822 | 0 | 47,822 |
| 263 | कळमेश्वर | 23,147 | 0 | 939 | 5,794 | 6,733 | 61,703 | 0 | 61,703 |
| 264 | मोवाड | 65,627 | 0 | 5,040 | 8,173 | 13,213 | 81,857 | 0 | 81,857 |
| 265 | सावनेर | 6,604 | 0 | 833 | 215 | 1,048 | 1,00,717 | 0 | 1,00,717 |
| 266 | काटोल | 1,01,375 | 0 | 6,556 | 6,002 | 12,558 | 1,04,464 | 0 | 1,04,464 |
| 267 | नरखेड | 1,19,708 | 0 | 10,773 | 13,266 | 24,039 | 2,54,108 | 0 | 2,54,108 |
| 268 | मोहपा | 15,046 | 0 | 3,365 | 3,456 | 6,821 | 3,88,020 | 58 | 3,88,078 |
| 269 | कामठी | 60,479 | 19,800 | 629 | 32,650 | 53,079 | 5,266 | 0 | 5,266 |
| 270 | नागपूर | 10,81,095 | 44,01,442 | 14,14,926 | 9,18,461 | 67,34,829 | 30,29,538 | 110 | 30,29,648 |
| 271 | भंडारा | 69,621 | 0 | 16,909 | 20,910 | 37,819 | 4,21,402 | 0 | 4,21,402 |
| 272 | तुमसर | 30,573 | 0 | 18,086 | 5,105 | 23,191 | 1,48,842 | 0 | 1,48,842 |
| 273 | पवनी | 61,490 | 0 | 1,174 | 1,395 | 2,569 | 60,591 | 0 | 60,591 |
| 274 | भंडारा | 1,61,684 | 0 | 36,169 | 27,410 | 63,579 | 6,30,835 | 0 | 6,30,835 |
| 275 | गोंदिया | 1,74,493 | 0 | 23,101 | 8,657 | 31,758 | 3,80,199 | 0 | 3,80,199 |
| 276 | तिरोडा | 46,295 | 0 | 2,302 | 2,731 | 5,033 | 99,225 | 20 | 99,245 |
| 277 | गोंदिया | 2,20,788 | 0 | 25,403 | 11,388 | 36,791 | 4,79,424 | 20 | 4,79,444 |
| 278 | चंद्रपूर | 1,47,579 | 0 | 63,971 | 16,587 | 80,558 | 4,92,406 | 0 | 4,92,406 |
| 279 | बल्लारपूर | 30,877 | 0 | 15,951 | 10,343 | 26,294 | 2,38,104 | 0 | 2,38,104 |
| 280 | वरोरा | 33,834 | 0 | 8,166 | 10,147 | 18,313 | 1,73,532 | 0 | 1,73,532 |
| 281 | भद्रावती | 67,034 | 0 | 11,023 | 5,731 | 16,754 | 2,21,661 | 0 | 2,21,661 |
| 282 | मुल | 24,775 | 0 | 1,990 | 2,505 | 4,495 | 53,505 | 0 | 53,505 |
| 283 | ब्रम्हपुरी | 25,913 | 0 | 3,571 | 2,858 | 6,429 | 96,704 | 0 | 96,704 |
| 284 | राजुरा | 32,205 | 0 | 6,755 | 6,399 | 13,154 | 90,420 | 0 | 90,420 |
| 285 | चंद्रपूर | 3,62,217 | 0 | 1,11,427 | 54,570 | 1,65,997 | 13,66,332 | 0 | 13,66,332 |
| 286 | गडचिरोली | 93,064 | 0 | 12,149 | 10,636 | 22,785 | 1,47,202 | 0 | 1,47,202 |
| 287 | देसाईगंज | 74,277 | 0 | 3,851 | 3,632 | 7,483 | 1,57,791 | 0 | 1,57,791 |
| 288 | गडचिरोली | 1,67,341 | 0 | 16,000 | 14,268 | 30,268 | 3,04,993 | 0 | 3,04,993 |
| | महाराष्ट्र राज्य | 3,41,78,650 | 11,63,58,592 | 2,16,43,101 | 4,11,83,095 | 17,91,84,790 | 5,47,35,903 | 39,367 | 5,47,75,271 |

आधार : अर्थ व सांख्यिकी संचालनालय, महाराष्ट्र शासन, मुंबई

TABLE No. 33.11(B).Contd...

| (11) | (12) | (13) | (14) | (15) | (16) | (17) | (2) |
|-----------------|---------------|--------------------|--------------------|---------------------|--------------------|---------------------|--------------------------|
| 0 | 0 | 3,636 | 2,259 | 5,895 | 291 | 1,97,193 | Aarvi |
| 0 | 0 | 3,829 | 61,693 | 65,522 | 4,102 | 3,81,507 | Hinganghat |
| 6 | 8 | 18,490 | 76,464 | 94,968 | 15,906 | 15,50,385 | Wardha |
| 48 | 5,096 | 11,362 | 4,89,030 | 5,05,536 | 3,38,379 | 86,68,526 | Nagpur |
| 0 | 0 | 9,692 | 3,320 | 13,012 | 16,537 | 9,80,102 | Kamthi |
| 0 | 11 | 6,045 | 7,902 | 13,958 | 13,395 | 3,65,345 | Umred |
| 0 | 0 | 0 | 826 | 826 | 53 | 1,22,635 | Ramtek |
| 0 | 0 | 845 | 8,268 | 9,113 | 3,460 | 1,17,563 | Khapa |
| 0 | 3 | 578 | 21,405 | 21,986 | 6,225 | 1,19,794 | Kalameshwar |
| 0 | 0 | 24,170 | 3,254 | 27,424 | 5,515 | 1,93,636 | Movaad |
| 0 | 0 | 846 | 1,736 | 2,582 | 2,757 | 1,13,708 | Saavner |
| 0 | 11 | 4,716 | 8,956 | 13,683 | 14,423 | 2,46,503 | Katol |
| 1,941 | 0 | 46,974 | 11,988 | 60,903 | 30,882 | 4,89,640 | Narkhed |
| 0 | 0 | 4,194 | 18,324 | 22,518 | 9,164 | 4,41,627 | Mohpa |
| 0 | 0 | 4,413 | 6,651 | 11,064 | 67,502 | 1,97,390 | Kamthi |
| 1,989 | 5,121 | 1,13,835 | 5,81,660 | 7,02,605 | 5,08,292 | 1,20,56,469 | Nagpur |
| 0 | 0 | 0 | 79,777 | 79,777 | 8,197 | 6,16,816 | Bhandara |
| 0 | 0 | 3,346 | 5,692 | 9,038 | 2,812 | 2,14,456 | Tumsar |
| 0 | 0 | 3,076 | 196 | 3,272 | 6,601 | 1,34,523 | Pavni |
| 0 | 0 | 6,422 | 85,665 | 92,087 | 17,610 | 9,65,795 | Bhandara |
| 0 | 0 | 10,839 | 9,636 | 20,475 | 16,456 | 6,23,381 | Gondiya |
| 10 | 0 | 698 | 677 | 1,385 | 179 | 1,52,137 | Tiroda |
| 10 | 0 | 11,537 | 10,313 | 21,860 | 16,635 | 7,75,518 | Gondiya |
| 0 | 19 | 9,942 | 23,928 | 33,889 | 3,05,756 | 10,60,188 | Chandrapur |
| 0 | 0 | 11,853 | 7,336 | 19,189 | 41,539 | 3,56,003 | Ballarpur |
| 0 | 3 | 5,575 | 3,403 | 8,981 | 1,858 | 2,36,518 | Varora |
| 0 | 0 | 4,205 | 6,857 | 11,062 | 8,505 | 3,25,016 | Bhadravati |
| 0 | 4 | 945 | 533 | 1,482 | 3,438 | 87,695 | Mul |
| 0 | 1 | 786 | 800 | 1,587 | 4,998 | 1,35,631 | Brahmapuri |
| 0 | 0 | 967 | 2,376 | 3,343 | 1,069 | 1,40,191 | Rajura |
| 0 | 27 | 34,273 | 45,233 | 79,533 | 3,67,163 | 23,41,242 | Chandrapur |
| 0 | 0 | 3,361 | 4,491 | 7,852 | 11,703 | 2,82,606 | Gadchiroli |
| 0 | 0 | 6,290 | 24,992 | 31,282 | 3,360 | 2,74,193 | Desaiganj |
| 0 | 0 | 9,651 | 29,483 | 39,134 | 15,063 | 5,56,799 | Gadchiroli |
| 1,33,276 | 67,302 | 1,82,12,420 | 8,57,37,210 | 10,41,50,207 | 3,81,62,253 | 41,04,51,169 | Maharashtra State |

Source - Directorate of Economics & Statistics, Government of Maharashtra, Mumbai

33. सार्वजनिक प्रशासन व निवडणूक सांख्यिकी /
तक्ता क्र. /

जिल्हानिहाय नगरपरिषदा, कटकमंडळे आणि महानगरपालिका यांचा खर्च (२०११-१२) /

| अ. क्र. | जिल्हे | स्थानिक स्वराज्य संस्थांची संख्या | सामान्य प्रशासन व कर वसुली | सार्वजनिक दिवाबत्ती | पाणी पुरवठा | जलनिःसारण गटारे व सफाई | इस्पितळे दवाखाने व लस टोचणी | शिक्षण | सार्वजनिक बांधकामे | |
|---------|------------------|-----------------------------------|---|---------------------|--------------|-------------------------------------|---------------------------------------|-------------|--------------------|-------------|
| Sr.No. | | No. of LSG Institutions | General Administrative and collection charges | Public Lighting | Water Supply | Drainage conservancy and sanitation | Hospitals. Dispensary and Vaccination | Education | Building | Roads |
| (1) | (2) | (3) | (4) | (5) | (6) | (7) | (8) | (9) | (10) | (11) |
| 1 | बृहमंभई | N.A. | 3,05,05,514 | 0 | 2,97,14,461 | 1,35,96,946 | 1,35,82,507 | 1,03,64,370 | 0 | 1,40,68,109 |
| 2 | ठाणे | N.A. | 55,21,236 | 0 | 60,92,461 | 48,12,044 | 23,24,304 | 14,83,464 | 17,51,130 | 83,77,997 |
| 3 | रायगड | N.A. | 4,59,548 | 0 | 2,01,147 | 16,656 | 96,580 | 1,22,856 | 51,970 | 1,42,416 |
| 4 | रतागिरी | N.A. | 2,05,087 | 0 | 86,719 | 24,617 | 18,990 | 80,293 | 3,038 | 1,07,724 |
| 5 | सिंधुदुर्ग | N.A. | 1,42,127 | 0 | 31,453 | 12,774 | 8,663 | 1,508 | 2,113 | 35,006 |
| 6 | नाशिक | N.A. | 17,94,738 | 0 | 11,52,023 | 3,32,343 | 9,08,836 | 4,92,242 | 2,63,236 | 12,53,708 |
| 7 | धुळे | N.A. | 2,67,909 | 0 | 1,83,343 | 1,26,403 | 98,170 | 47,943 | 1,868 | 2,29,040 |
| 8 | नंदुरबार | N.A. | 1,11,791 | 0 | 38,640 | 42,660 | 14,492 | 8,012 | 3,300 | 38,672 |
| 9 | जळगाव | N.A. | 11,36,858 | 0 | 3,86,549 | 1,17,879 | 1,96,907 | 90,187 | 46,345 | 2,49,301 |
| 10 | अहमदागर | N.A. | 9,16,617 | 0 | 3,88,605 | 1,93,794 | 1,59,426 | 43,217 | 24,672 | 1,77,448 |
| 11 | पुणे | N.A. | 93,93,398 | 0 | 46,29,156 | 10,20,085 | 22,60,230 | 38,64,518 | 2,20,913 | 30,19,900 |
| 12 | सातारा | N.A. | 3,77,431 | 0 | 1,42,605 | 76,681 | 28,572 | 24,268 | 15,109 | 82,305 |
| 13 | सांगली | N.A. | 5,06,629 | 0 | 3,46,643 | 27,353 | 7,18,585 | 1,13,030 | 4,843 | 91,755 |
| 14 | सोलापूर | N.A. | 6,71,157 | 0 | 4,89,725 | 1,16,077 | 1,76,602 | 1,46,930 | 36,006 | 2,13,449 |
| 15 | कोल्हापूर | N.A. | 8,53,836 | 0 | 7,42,758 | 1,68,721 | 8,29,637 | 73,098 | 57,911 | 1,46,601 |
| 16 | औरंगाबाद | N.A. | 13,19,809 | 0 | 7,99,825 | 1,59,784 | 90,215 | 1,86,263 | 46,960 | 2,94,638 |
| 17 | जालाना | N.A. | 1,80,060 | 0 | 58,409 | 43,763 | 5,066 | 33,292 | 11,163 | 71,318 |
| 18 | परभणी | N.A. | 2,96,447 | 0 | 3,13,662 | 97,264 | 67,091 | 32,772 | 19,070 | 1,48,196 |
| 19 | हिंगोली | N.A. | 1,16,292 | 0 | 77,895 | 26,290 | 0 | 39,300 | 123 | 59,764 |
| 20 | बीड | N.A. | 1,70,954 | 0 | 2,06,937 | 1,15,876 | 0 | 0 | 13,284 | 1,40,596 |
| 21 | नांदेड | N.A. | 5,77,650 | 0 | 2,52,271 | 67,487 | 37,527 | 17,284 | 67,072 | 3,69,195 |
| 22 | उस्मानाबाद | N.A. | 1,03,665 | 0 | 60,932 | 43,537 | 43,047 | 41,869 | 3,226 | 1,44,443 |
| 23 | लातूर | N.A. | 2,97,217 | 0 | 1,68,837 | 36,568 | 22,210 | 7,302 | 9,091 | 4,22,829 |
| 24 | बुलढाणा | N.A. | 3,54,117 | 0 | 1,15,085 | 60,844 | 91,294 | 2,30,400 | 27,590 | 74,543 |
| 25 | अकोला | N.A. | 22,61,533 | 0 | 2,66,731 | 42,846 | 34,586 | 2,28,676 | 34,832 | 41,508 |
| 26 | वाशिम | N.A. | 1,61,221 | 0 | 46,195 | 2,269 | 32,055 | 84,617 | 7,103 | 54,600 |
| 27 | अमरावती | N.A. | 9,52,154 | 0 | 1,58,192 | 58,445 | 65,493 | 2,13,574 | 39,043 | 1,15,328 |
| 28 | यवतमाळ | N.A. | 2,66,367 | 0 | 1,53,556 | 1,24,137 | 38,588 | 1,71,794 | 5,750 | 80,434 |
| 29 | वर्धा | N.A. | 1,82,964 | 0 | 89,312 | 34,290 | 86,407 | 21,763 | 20,744 | 63,197 |
| 30 | नागपूर | N.A. | 17,22,614 | 0 | 18,93,158 | 12,66,217 | 3,13,267 | 10,38,162 | 1,12,886 | 13,32,533 |
| 31 | भंडारा | N.A. | 1,05,553 | 0 | 31,025 | 32,711 | 13,576 | 56,192 | 82 | 22,476 |
| 32 | गोंदिया | N.A. | 1,09,067 | 0 | 91,078 | 79,952 | 14,143 | 86,730 | 32,652 | 20,610 |
| 33 | चंद्रपूर | N.A. | 3,56,743 | 0 | 1,88,759 | 75,284 | 3,208 | 74,064 | 9,562 | 2,77,942 |
| 34 | गडचिरोली | N.A. | 59,924 | 0 | 17,497 | 2,505 | 3,262 | 11,684 | 87 | 6,328 |
| 35 | महाराष्ट्र राज्य | N.A. | 6,24,58,227 | 0 | 4,96,15,644 | 2,30,55,102 | 2,23,83,535 | 1,95,31,673 | 29,42,774 | 3,19,73,909 |

आधार : अर्थ व सांख्यिकी संचालनालय, महाराष्ट्र शासन, मुंबई

LSG – Local Self Government

PUBLIC ADMINISTRATION AND ELECTORAL STATISTICS

Table No. 33.12 A

Districtwise Expenditure of Municipal Councils, Cantonment Boards and Municipal Corporations (2011-12)

(₹ '000 / ₹ in '000)

| Public Works | | सार्वजनिक | | एकूण | असाधारण खर्च, कर्ज व | अखेरची | | |
|-----------------|--------------------|------------------|--------------------|--------------------------------|--|--------------------|---------------------|--------------------------|
| इतर | एकूण | सुरक्षितता | संकीर्ण | खर्च | वाणिज्यिक उपक्रम | शिल्लक | एकूण | District/ |
| Other | Total | Public | Miscell- | Total | Extra ordinary | Closing | Grand | |
| | (9+10+11) | Security | aneous | Expenditure | expenditure | Balance | Total | |
| | | | | (3+4+5+6+ 7+8+12+ 13+14) | debt & expenditure of Commercial Enterprises | | | (2) |
| (12) | (13) | (14) | (15) | (16) | (17) | (18) | (19) | (2) |
| 0 | 1,40,68,109 | 26,25,898 | 2,67,80,577 | 14,12,38,382 | 4,09,94,748 | 4,53,371 | 18,26,86,501 | Brihan Mumbai |
| 73,774 | 1,02,02,901 | 14,46,332 | 1,09,30,519 | 4,28,13,261 | 46,66,122 | 1,45,61,428 | 6,20,40,811 | Thane |
| 3,136 | 1,97,522 | 57,960 | 4,36,573 | 15,88,842 | 2,43,486 | 7,73,732 | 26,06,060 | Raigad |
| 1,700 | 1,12,462 | 11,640 | 3,47,536 | 8,87,344 | 36,520 | 3,90,713 | 13,14,577 | Ratnagiri |
| 0 | 37,119 | 9,784 | 72,696 | 3,16,124 | 49,284 | 1,17,766 | 4,83,175 | Sindhudurg |
| 17,685 | 15,34,629 | 5,06,017 | 37,88,703 | 1,05,09,529 | 5,16,643 | 16,61,121 | 1,26,87,293 | Nashik |
| 1,83,668 | 4,14,576 | 66,150 | 4,35,553 | 16,40,047 | 1,45,198 | 5,29,981 | 23,15,226 | Dhule |
| 0 | 41,972 | 24,949 | 47,290 | 3,29,806 | 22,930 | 2,00,367 | 5,53,103 | Nandurbar |
| 552 | 2,96,198 | 59,213 | 2,96,195 | 25,79,985 | 1,61,534 | 3,99,778 | 31,41,298 | Jalgaon |
| 0 | 2,45,337 | 69,099 | 12,94,745 | 32,67,623 | 5,15,635 | 6,99,519 | 44,82,777 | Ahmednager |
| 2,056 | 32,42,869 | 8,60,679 | 2,80,75,871 | 5,33,46,806 | 23,91,560 | 79,40,126 | 6,36,78,492 | Pune |
| 11,338 | 1,08,752 | 48,785 | 7,36,548 | 15,43,642 | 1,04,996 | 7,02,404 | 23,51,042 | Satara |
| 1,569 | 98,167 | 15,964 | 3,24,073 | 21,50,444 | 1,04,193 | 7,28,561 | 29,83,198 | Sangli |
| 4,662 | 2,54,116 | 66,231 | 5,35,108 | 24,55,946 | 2,71,402 | 36,54,334 | 63,81,682 | Solapur |
| 16,177 | 2,20,689 | 1,02,806 | 19,73,801 | 49,65,346 | 1,84,066 | 16,21,325 | 67,70,737 | Kolhapur |
| 0 | 3,41,598 | 70,392 | 8,85,008 | 38,52,894 | 1,40,231 | 27,32,449 | 67,25,574 | Aurangabad |
| 500 | 82,981 | 8,078 | 7,24,383 | 11,36,032 | 1,409 | 3,11,959 | 14,49,400 | Jalna |
| 33,047 | 2,00,313 | 21,478 | 3,23,351 | 13,52,378 | 78,438 | 3,44,198 | 17,75,014 | Parbhani |
| 0 | 59,887 | 12,905 | 5,34,145 | 8,66,714 | 16,298 | 2,04,503 | 10,87,515 | Hingoli |
| 6,165 | 1,60,045 | 20,086 | 2,12,178 | 8,86,076 | 59,059 | 3,22,157 | 12,67,292 | Beed |
| 0 | 4,36,267 | 37,430 | 34,89,008 | 49,14,924 | 5,45,625 | 26,54,055 | 81,14,604 | Nanded |
| 0 | 1,47,669 | 19,903 | 1,60,343 | 6,20,965 | 32,933 | 6,39,718 | 12,93,616 | Osmanabad |
| 0 | 4,31,920 | 15,802 | 3,45,219 | 13,25,075 | 75,427 | 3,13,098 | 17,13,600 | Latur |
| 72 | 1,02,205 | 24,920 | 5,73,251 | 15,52,116 | 87,230 | 7,55,775 | 23,95,121 | Buldhana |
| 0 | 76,340 | 40,061 | 1,61,646 | 31,12,419 | 93,723 | 8,36,607 | 40,42,749 | Akola |
| 0 | 61,703 | 13,427 | 1,74,391 | 5,75,878 | 49,317 | 5,19,097 | 11,44,292 | Washim |
| 6,901 | 1,61,272 | 1,22,776 | 13,10,737 | 30,42,643 | 89,323 | 16,34,727 | 47,66,693 | Amravati |
| 3,721 | 89,905 | 30,482 | 3,10,267 | 11,85,096 | 20,769 | 7,47,650 | 19,53,515 | Yavatmal |
| 13,902 | 97,843 | 18,067 | 2,91,908 | 8,22,554 | 25,067 | 7,02,764 | 15,50,385 | Wardha |
| 13,094 | 14,58,513 | 4,57,453 | 14,76,879 | 96,26,263 | 6,30,281 | 17,99,885 | 1,20,56,429 | Nagpur |
| 1,230 | 23,788 | 11,411 | 2,44,115 | 5,18,371 | 30,387 | 4,17,037 | 9,65,795 | Bhandara |
| 0 | 53,262 | 8,933 | 1,77,654 | 6,20,819 | 4,608 | 1,50,091 | 7,75,518 | Gondiya |
| 27,088 | 3,14,592 | 49,393 | 1,83,792 | 12,45,835 | 74,794 | 10,20,613 | 23,41,242 | Chandrapur |
| 90,520 | 96,935 | 10,396 | 56,296 | 2,58,499 | 6,342 | 2,91,958 | 5,56,799 | Gadchiroli |
| 5,12,557 | 3,54,29,239 | 69,64,899 | 8,77,10,359 | 30,71,48,679 | 5,24,69,578 | 5,08,32,867 | 41,04,51,124 | Maharashtra State |

Source - Directorate of Economics & Statistics, Government of Maharashtra, Mumbai

३३. सार्वजनिक प्रशासन व निवडणूक सांख्यिकी /
तक्ता क्र. /
नगरपरिषदा, कटकमंडळे आणि महानगरपालिका यांचा खर्च /
(२०११-)

| अ. क्र. | जिल्हा/नगरपरिषदा/ महानगरपालिका | सामान्य प्रशासन व कर वसुली General Adminis- Trative and Tax Collection charges | दर व कर / Rates and Taxes | | | | सार्वजनिक बांधकामे / | | |
|-----------|-----------------------------------|--|--|---------------------------------------|--|---|-------------------------|------------------------|--------------------|
| | | | सार्वजनिक दिवाबत्ती Public Lighting | पाणी पुरवठा Water Supply | जलनिःसारण गटारे व सफाई Drainage conservancy and sanitation | इस्पितळे दवाखाने व लस टोचणी Total (4+5+6) | शिक्षण Education | इमारती Building | रस्ते Roads |
| (1) | (2) | (3) | (4) | (5) | (6) | (7) | (8) | (9) | (10) |
| 1 | वृहन्मुंबई | 3,05,05,514 | 0 | 2,97,14,461 | 1,35,96,946 | 1,35,82,507 | 1,03,64,370 | 0 | 1,40,68,109 |
| 2 | ठाणे | 12,10,087 | 0 | 13,16,626 | 21,26,479 | 10,16,949 | 8,70,210 | 6,93,119 | 30,59,321 |
| 3 | अंबरनाथ | 2,54,878 | 0 | 70,924 | 13,936 | 30,523 | 17,607 | 5,160 | 1,30,144 |
| 4 | डहाणू | 38,712 | 0 | 7,770 | 533 | 2,000 | 0 | 251 | 12,993 |
| 5 | कुळगाव-बदलापूर | 57,462 | 0 | 5,096 | 31,828 | 8,356 | 7,488 | 3,775 | 1,24,947 |
| 6 | जव्हार | 2,600 | 0 | 1,159 | 1,772 | 0 | 0 | 40 | 1,682 |
| 7 | पालघर | 35,533 | 0 | 11,134 | 839 | 1,404 | 1,712 | 892 | 20,460 |
| 8 | वसई विरार | 1,98,919 | 0 | 4,69,869 | 3,04,895 | 27,854 | 17,484 | 25,752 | 2,30,841 |
| 9 | भिवंडी | 9,92,491 | 0 | 3,57,894 | 2,70,389 | 1,01,245 | 27,762 | 41,044 | 3,40,494 |
| 10 | नवी मुंबई | 11,19,501 | 0 | 10,99,590 | 1,76,667 | 6,02,886 | 3,42,985 | 1,48,785 | 17,85,923 |
| 11 | उल्हासनगर | 4,98,314 | 0 | 7,94,044 | 3,43,081 | 11,517 | 0 | 22,103 | 2,19,133 |
| 12 | कल्याण डोंबिवली | 6,91,503 | 0 | 15,23,417 | 15,19,969 | 1,80,694 | 1,50,170 | 8,03,746 | 9,19,517 |
| 13 | मिरा भायंदर | 4,21,236 | 0 | 4,34,938 | 21,656 | 3,40,876 | 48,046 | 6,463 | 15,32,542 |
| 14 | ठाणे | 55,21,236 | 0 | 60,92,461 | 48,12,044 | 23,24,304 | 14,83,464 | 17,51,130 | 83,77,997 |
| 15 | पनवेल | 1,11,420 | 0 | 1,23,189 | 1,426 | 3,942 | 53,018 | 4,324 | 34,380 |
| 16 | खोपोली | 1,23,977 | 0 | 23,050 | 0 | 51,557 | 20,474 | 21,596 | 17,768 |
| 17 | उरण | 20,614 | 0 | 0 | 4,295 | 4,800 | 0 | 7,939 | 26,990 |
| 18 | कर्जत | 27,465 | 0 | 10,675 | 0 | 19,647 | 464 | 579 | 773 |
| 19 | माथेरान | 65,827 | 0 | 2,342 | 0 | 0 | 17,395 | 141 | 2,585 |
| 20 | पेन | 12,127 | 0 | 4,707 | 0 | 3 | 17,661 | 18 | 456 |
| 21 | अलिबाग | 23,872 | 0 | 5,097 | 3,553 | 4,980 | 777 | 2,835 | 15,103 |
| 22 | मुरुड | 11,190 | 0 | 1,939 | 117 | 1,237 | 12,465 | 0 | 7,413 |
| 23 | रोहा | 36,085 | 0 | 6,205 | 1,306 | 4,870 | 78 | 4,612 | 3,137 |
| 24 | श्रीवर्धन | 10,468 | 0 | 8,887 | 564 | 505 | 524 | 9,926 | 3,930 |
| 25 | महाड | 16,503 | 0 | 15,056 | 5,395 | 5,039 | 0 | 0 | 29,881 |
| 26 | रायगड | 4,59,548 | 0 | 2,01,147 | 16,656 | 96,580 | 1,22,856 | 51,970 | 1,42,416 |
| 27 | रत्नागिरी | 97,460 | 0 | 44,255 | 100 | 13,624 | 80,266 | 764 | 49,945 |
| 28 | चिपळूण | 80,186 | 0 | 26,035 | 13,346 | 5,366 | 27 | 2,100 | 5,847 |
| 29 | खेड | 5,610 | 0 | 6,219 | 5,041 | 0 | 0 | 0 | 8,636 |
| 30 | राजापूर | 11,369 | 0 | 6,280 | 6,130 | 0 | 0 | 174 | 15,895 |
| 31 | दापोली | 10,462 | 0 | 3,930 | 0 | 0 | 0 | 0 | 27,401 |
| 32 | रत्नागिरी | 2,05,087 | 0 | 86,719 | 24,617 | 18,990 | 80,293 | 3,038 | 1,07,724 |
| 33 | कणकवली | 6,355 | 0 | 2,995 | 0 | 4,702 | 0 | 0 | 297 |
| 34 | वेंगुर्ला | 21,361 | 0 | 3,698 | 4,284 | 3,961 | 1,115 | 407 | 1,997 |
| 35 | सावंतवाडी | 46,245 | 0 | 13,353 | 3,165 | 0 | 323 | 1,208 | 9,670 |
| 36 | मालवण | 68,166 | 0 | 11,407 | 5,325 | 0 | 70 | 498 | 23,042 |
| 37 | सिंधुदुर्ग | 1,42,127 | 0 | 31,453 | 12,774 | 8,663 | 1,508 | 2,113 | 35,006 |
| 38 | नाशिक | 11,32,308 | 0 | 8,62,678 | 1,68,036 | 7,61,687 | 2,88,089 | 1,98,280 | 11,13,793 |
| 39 | मनमाड | 46,932 | 0 | 18,683 | 4,041 | 37,742 | 8,904 | 10 | 5,133 |
| 40 | मालेगाव | 2,84,165 | 0 | 1,47,694 | 1,05,762 | 50,086 | 1,36,549 | 42,641 | 23,085 |
| 41 | भुसावळ | 1,33,909 | 0 | 12,683 | 10 | 12,155 | 23,978 | 7,697 | 17,003 |
| 42 | येवला | 20,282 | 0 | 48,639 | 15,438 | 3,632 | 0 | 159 | 25,623 |
| 43 | भगुर | 14,510 | 0 | 2,957 | 572 | 656 | 0 | 0 | 13,242 |
| 44 | त्र्यंबकेश्वर | 6,731 | 0 | 4,001 | 717 | 5,136 | 0 | 0 | 1,629 |

PUBLIC ADMINISTRATION AND ELECTORAL STATISTICS

Table No.33.12 B

Expenditure of Municipal Councils, Cantonment Boards and Municipal Corporations

-12)

(रुपये हजारत / Rs.In '000)

| / Public Works | | असाधारण खर्च, कर्ज व वाणिज्यिक संस्थांचे उत्पन्न | | | | | | | District/ Municipal Councils and Corporations |
|----------------|--------------------|--|--------------------|--|---|--------------------|---------------------|----------------------|---|
| इतर | एकूण | सार्वजनिक सुरक्षितता | संकीर्ण | एकूण खर्च | वाणिज्यिक संस्थांचे उत्पन्न | अखेरची शिल्लक | एकूण | | |
| Other | Total (9+10+11) | Public Security | Miscellaneous | Total expenditure (3+4+5+6+7+8+12+13+14) | Extra ordinary Debt & expenditure from Commercial Enterprises | Closing Balance | Grand Total | | |
| (11) | (12) | (13) | (14) | (15) | (16) | (17) | (18) | (2) | |
| 0 | 2,44,32,479 | 26,25,898 | 2,67,80,577 | 14,12,38,382 | 4,09,94,748 | 4,53,371 | 18,26,86,501 | Brihan Mumbai | |
| 73,661 | 46,22,650 | 5,34,346 | 28,31,021 | 1,37,31,819 | 10,04,883 | 38,34,166 | 1,85,70,868 | Thane | |
| 0 | 1,52,911 | 30,257 | 2,35,917 | 7,89,346 | 22,890 | 4,40,500 | 12,52,736 | Ambarnath | |
| 0 | 13,244 | 356 | 67,118 | 1,29,733 | 2,091 | 57,946 | 1,89,770 | Dahanu | |
| 0 | 1,36,210 | 54,515 | 5,57,359 | 8,50,826 | 2,12,642 | 2,97,852 | 13,61,320 | Kulgaon Badlapur | |
| 0 | 1,722 | 1,893 | 4,016 | 13,162 | 3,300 | 40,887 | 57,349 | Javhar | |
| 113 | 23,064 | 5,114 | 97,068 | 1,74,269 | 6,287 | 1,05,010 | 2,85,566 | Palghar | |
| 0 | 2,74,077 | 1,76,622 | 6,12,218 | 20,64,454 | 9,26,268 | 45,40,036 | 75,30,758 | Vasai Virar | |
| 0 | 4,09,300 | 1,69,376 | 1,80,360 | 24,81,055 | 5,94,685 | 3,45,393 | 34,21,133 | Bhiwandi | |
| 0 | 22,77,693 | 48,927 | 48,04,859 | 1,01,30,123 | 3,74,947 | 8,87,964 | 1,13,93,034 | Navi Mumbai | |
| 0 | 2,41,236 | 90,601 | 2,38,540 | 22,17,333 | 1,43,063 | 2,32,658 | 25,93,054 | Ulhasnagar | |
| 0 | 18,73,433 | 1,66,800 | 2,75,377 | 62,31,193 | 11,20,347 | 23,67,959 | 97,19,499 | Kalyan Dombivili | |
| 0 | 15,87,051 | 1,67,525 | 10,26,666 | 39,99,948 | 2,54,719 | 14,11,057 | 56,65,724 | Mira Bhayander | |
| 73,774 | 1,16,12,591 | 14,46,332 | 1,09,30,519 | 4,28,13,261 | 46,66,122 | 1,45,61,428 | 6,20,40,811 | Thane | |
| 2,312 | 91,722 | 6,728 | 1,47,436 | 4,88,175 | 71,991 | 1,11,430 | 6,71,596 | Panvel | |
| 0 | 59,838 | 22,361 | 18,413 | 2,99,196 | 8,143 | 45,287 | 3,52,626 | Karjat | |
| 0 | 34,929 | 0 | 401 | 65,039 | 1,414 | 73,791 | 1,40,244 | Uran | |
| 0 | 1,816 | 6,210 | 40,470 | 1,06,283 | 13,079 | 13,260 | 1,32,622 | Karjat | |
| 0 | 20,121 | 2,917 | 1,03,080 | 1,94,287 | 1,03,857 | 1,34,306 | 4,32,450 | Matheran | |
| 824 | 18,135 | 1,304 | 11,350 | 48,450 | 4,817 | 9,827 | 63,094 | Pen | |
| 0 | 18,715 | 6,333 | 31,185 | 93,735 | 4,830 | 88,437 | 1,87,002 | Alibag | |
| 0 | 19,878 | 765 | 23,545 | 58,671 | 6,461 | 67,656 | 1,32,788 | Murud | |
| 0 | 7,827 | 3,485 | 11,672 | 71,450 | 608 | 16,296 | 88,354 | Roha | |
| 0 | 14,380 | 290 | 17,134 | 52,228 | 2,748 | 45,966 | 1,00,942 | Shrivardhan | |
| 0 | 29,881 | 7,567 | 31,887 | 1,11,328 | 25,538 | 1,67,476 | 3,04,342 | Mahad | |
| 3,136 | 3,17,242 | 57,960 | 4,36,573 | 15,88,842 | 2,43,486 | 7,73,732 | 26,06,060 | Raigad | |
| 0 | 1,30,975 | 4,086 | 1,62,874 | 4,53,374 | 19,389 | 1,04,715 | 5,77,478 | Ratnagiri | |
| 0 | 7,974 | 5,436 | 1,14,821 | 2,53,164 | 6,941 | 1,40,744 | 4,00,849 | Chiplun | |
| 0 | 8,636 | 1,271 | 19,714 | 46,491 | 0 | 61,904 | 1,08,395 | Khed | |
| 0 | 16,069 | 147 | 40,727 | 80,722 | 10,190 | 2,443 | 93,355 | Rajapur | |
| 1,700 | 27,401 | 700 | 9,400 | 53,593 | 0 | 80,907 | 1,34,500 | Dapoli | |
| 1,700 | 1,91,055 | 11,640 | 3,47,536 | 8,87,344 | 36,520 | 3,90,713 | 13,14,577 | Ratnagiri | |
| 0 | 297 | 1,508 | 41,615 | 57,472 | 2,764 | 16,139 | 76,375 | Kankavli | |
| 0 | 3,519 | 2,197 | 12,666 | 51,686 | 567 | 14,321 | 66,574 | Vengurla | |
| 0 | 11,201 | 1,698 | 17,432 | 93,094 | 43,267 | 15,914 | 1,52,275 | Sawantvadi | |
| 0 | 23,610 | 4,381 | 983 | 1,13,872 | 2,686 | 71,392 | 1,87,950 | Malvan | |
| 0 | 38,627 | 9,784 | 72,696 | 3,16,124 | 49,284 | 1,17,766 | 4,83,174 | Sindhudurg | |
| 17,685 | 16,00,162 | 4,34,962 | 27,49,659 | 77,27,177 | 1,55,677 | 4,76,710 | 83,59,564 | Nashik | |
| 0 | 14,047 | 3,907 | 22,520 | 1,47,872 | 1,02,111 | 13,926 | 2,63,909 | Manmaad | |
| 0 | 2,02,275 | 32,921 | 7,26,312 | 15,49,215 | 1,94,728 | 6,86,299 | 24,30,242 | Malegaon | |
| 0 | 48,678 | 6,656 | 1,72,883 | 3,86,972 | 18,992 | 41,527 | 4,47,491 | Bhusawal | |
| 0 | 25,782 | 2,432 | 17,670 | 1,33,875 | 18,940 | 78,116 | 2,30,931 | Yeola | |
| 0 | 13,242 | 950 | 14 | 32,901 | 4,396 | 39,110 | 76,407 | Bhagur | |
| 0 | 1,629 | 3,590 | 14,705 | 36,509 | 1,538 | 13,495 | 51,542 | Tryambakeshwar | |

| (1) | (2) | (3) | (4) | (5) | (6) | (7) | (8) | (9) | (10) |
|-----------|-------------------|------------------|----------|------------------|-----------------|-----------------|-----------------|-----------------|------------------|
| 45 | सटाणा | 50,216 | 0 | 7,559 | 0 | 1,220 | 0 | 609 | 16,696 |
| 46 | नांदगाव | 12,207 | 0 | 3,873 | 8,276 | 8,548 | 0 | 0 | 9,798 |
| 47 | ईगतपुरी | 25,911 | 0 | 8,589 | 223 | 1,948 | 0 | 1,931 | 5,055 |
| 48 | सिन्नर | 22,097 | 0 | 19,526 | 2,172 | 2,245 | 0 | 0 | 2,024 |
| 49 | देवळाली | 45,470 | 0 | 15,141 | 27,096 | 23,781 | 34,722 | 11,909 | 20,627 |
| 50 | नाशिक | 17,94,738 | 0 | 11,52,023 | 3,32,343 | 9,08,836 | 4,92,242 | 2,63,236 | 12,53,708 |
| 51 | धुळे | 2,08,533 | 0 | 1,41,375 | 1,22,440 | 41,946 | 0 | 1,868 | 2,15,753 |
| 52 | शिरपूर वारवडे | 29,776 | 0 | 14,538 | 3,963 | 37,448 | 30,028 | 0 | 12,606 |
| 53 | दोंदाईचा वारवडे | 29,600 | 0 | 27,430 | 0 | 18,776 | 17,915 | 0 | 681 |
| 54 | धुळे | 2,67,909 | 0 | 1,83,343 | 1,26,403 | 98,170 | 47,943 | 1,868 | 2,29,040 |
| 55 | नंदुरबार | 39,410 | 0 | 18,466 | 34,299 | 7,970 | 101 | 0 | 35,380 |
| 56 | शहादा | 42,988 | 0 | 11,019 | 87 | 5,728 | 7,911 | 3,300 | 0 |
| 57 | नवापुर | 20,900 | 0 | 7,141 | 0 | 0 | 0 | 0 | 3,292 |
| 58 | तलादा | 8,493 | 0 | 2,014 | 8,274 | 794 | 0 | 0 | 0 |
| 59 | नंदुरबार | 1,11,791 | 0 | 38,640 | 42,660 | 14,492 | 8,012 | 3,300 | 38,672 |
| 60 | जळगाव | 6,02,373 | 0 | 1,91,846 | 68,556 | 1,54,817 | 86,228 | 11,028 | 1,84,091 |
| 61 | पाचोरा | 71,786 | 0 | 9,854 | 0 | 3,750 | 0 | 989 | 3,998 |
| 62 | चोपडा | 95,222 | 0 | 21,175 | 11,532 | 2,690 | 600 | 1,898 | 22,447 |
| 63 | अंमळनेर | 1,42,793 | 0 | 24,914 | 2,461 | 10,396 | 0 | 937 | 1,788 |
| 64 | चाळीसगाव | 1,615 | 0 | 0 | 0 | 0 | 0 | 0 | 59 |
| 65 | भडगांव | 25,654 | 0 | 6,764 | 485 | 12,342 | 788 | 0 | 1,676 |
| 66 | रावेर | 18,911 | 0 | 8,614 | 601 | 541 | 339 | 527 | 5,327 |
| 67 | पारोला | 36,267 | 0 | 10,817 | 0 | 0 | 0 | 0 | 1,209 |
| 68 | येरंडोल | 33,832 | 0 | 9,359 | 1,407 | 624 | 1,434 | 6 | 4,120 |
| 69 | धरणगांव | 36,400 | 0 | 6,852 | 2,735 | 3,344 | 0 | 2,055 | 20,288 |
| 70 | यावल | 27,731 | 0 | 4,309 | 14,229 | 733 | 0 | 0 | 0 |
| 71 | सावडा | 10,434 | 0 | 6,436 | 10,649 | 1,780 | 247 | 0 | 345 |
| 72 | जामनेर | 20,252 | 0 | 5,089 | 4,043 | 4,719 | 551 | 23 | 81 |
| 73 | फैजपूर | 13,587 | 0 | 80,520 | 1,181 | 1,171 | 0 | 28,882 | 3,871 |
| 74 | जळगाव | 11,36,857 | 0 | 3,86,549 | 1,17,879 | 1,96,907 | 90,187 | 46,345 | 2,49,300 |
| 75 | अहमदनगर | 5,05,388 | 0 | 2,01,431 | 1,37,063 | 74,460 | 31,820 | 121 | 4,159 |
| 76 | श्रीरामपूर | 89,384 | 0 | 10,534 | 4,625 | 5,998 | 4,194 | 0 | 2,756 |
| 77 | संगमनेर | 34,549 | 0 | 19,175 | 2,213 | 37,642 | 1,165 | 578 | 21,194 |
| 78 | कोपरगाव | 42,896 | 0 | 11,314 | 20,212 | 4,721 | 4,031 | 3,824 | 8,457 |
| 79 | रहाटा | 11,698 | 0 | 9,105 | 0 | 8,865 | 0 | 13,196 | 71,182 |
| 80 | देवळाली-प्रवरा | 67,859 | 0 | 14,042 | 0 | 0 | 0 | 53 | 0 |
| 81 | राहुरी | 38,665 | 0 | 7,737 | 5,219 | 15,009 | 1,437 | 0 | 11,181 |
| 82 | श्रीगोंदा | 17,507 | 0 | 3,341 | 1,806 | 2,951 | 0 | 0 | 202 |
| 83 | पाथर्डी | 20,051 | 0 | 7,260 | 9,200 | 0 | 570 | 0 | 1,069 |
| 84 | शिर्डी | 9,141 | 0 | 91,726 | 4,045 | 0 | 0 | 133 | 50,580 |
| 85 | अहमदनगर | 8,37,138 | 0 | 3,75,665 | 1,84,383 | 1,49,646 | 43,217 | 17,905 | 1,70,780 |
| 86 | पिंपरी चिंचवड | 13,72,950 | 0 | 13,59,093 | 8,53,758 | 11,08,508 | 13,00,264 | 1,69,445 | 27,35,366 |
| 87 | पुणे महानगरपालिका | 72,61,960 | 0 | 29,82,891 | 0 | 8,03,291 | 24,29,714 | 0 | 0 |
| 88 | लेणावला | 73,464 | 0 | 17,729 | 15,820 | 0 | 1,063 | 5,221 | 73,047 |
| 89 | बारामती | 1,33,263 | 0 | 42,934 | 9,356 | 32,251 | 3,088 | 516 | 6,870 |
| 90 | तळेगाव दाभाडे | 312 | 0 | 461 | 184 | 11 | 25 | 2 | 301 |
| 91 | दोंड | 23,810 | 0 | 10,637 | 89,124 | 748 | 0 | 0 | 12,000 |
| 92 | शिरूर | 26,284 | 0 | 15,481 | 2,446 | 2,393 | 1,185 | 1,599 | 49,361 |
| 93 | ईदापूर | 29,649 | 0 | 12,603 | 15,883 | 0 | 0 | 7,885 | 30,070 |
| 94 | भोर | 19,349 | 0 | 13,340 | 7,447 | 294 | 12 | 5,170 | 15,218 |
| 95 | आळंदी | 3,654 | 0 | 3,533 | 8,369 | 6,071 | 100 | 64 | 9,887 |
| 96 | जुन्नर | 29,294 | 0 | 5,152 | 121 | 2,309 | 20 | 0 | 2,643 |
| 97 | जेजुरी | 3,731 | 0 | 10,943 | 911 | 0 | 0 | 8,054 | 0 |
| 98 | सासवड | 21,404 | 0 | 14,048 | 11,331 | 45 | 800 | 300 | 200 |
| 99 | पुणे | 2,42,811 | 0 | 87,481 | 0 | 65,246 | 12,200 | 220 | 46,571 |
| 100 | खडकी | 97,202 | 0 | 13,079 | 0 | 2,20,288 | 74,757 | 22,437 | 7,683 |

TABLE No. 33.12 (B).Contd...

| (11) | (12) | (13) | (14) | (15) | (16) | (17) | (18) | (2) |
|-----------------|------------------|----------------|------------------|--------------------|-----------------|------------------|--------------------|---------------------|
| 0 | 17,305 | 5,215 | 445 | 81,960 | 13,398 | 77,145 | 1,72,503 | Satara |
| 0 | 9,798 | 840 | 11,470 | 55,012 | 784 | 38,455 | 94,251 | Nandgaon |
| 0 | 6,986 | 3,536 | 34,350 | 81,543 | 2,640 | 76,357 | 1,60,540 | Igatpuri |
| 0 | 2,024 | 2,107 | 17,994 | 68,165 | 0 | 96,577 | 1,64,742 | Sinnar |
| 0 | 67,258 | 8,901 | 20,681 | 2,08,328 | 3,439 | 23,404 | 2,35,171 | Deolali |
| 17,685 | 20,09,186 | 506,017 | 37,88,703 | 1,05,09,529 | 5,16,643 | 16,61,121 | 1,26,87,293 | Nashik |
| 0 | 2,17,621 | 54,707 | 2,57,869 | 10,44,491 | 76,980 | 2,37,177 | 13,58,648 | Dhule |
| 1,83,668 | 42,634 | 10,176 | 36,919 | 3,59,122 | 38,725 | 1,79,272 | 5,77,119 | Shirpur Warwade |
| 0 | 18,596 | 1,267 | 1,40,765 | 2,36,434 | 29,493 | 1,13,532 | 3,79,459 | Dondaicha Warwade |
| 1,83,668 | 2,78,851 | 66,150 | 4,35,553 | 16,40,047 | 1,45,198 | 5,29,981 | 23,15,226 | Dhule |
| 0 | 35,481 | 15,047 | 25,027 | 1,75,700 | 18,214 | 1,65,727 | 3,59,641 | Nandurbar |
| 0 | 11,211 | 5,487 | 9,822 | 86,342 | 1,311 | 12,174 | 99,827 | Shahada |
| 0 | 3,292 | 2,739 | 8,228 | 42,300 | 2,178 | 18,966 | 63,444 | Navapur |
| 0 | 0 | 1,676 | 4,213 | 25,464 | 1,227 | 3,500 | 30,191 | Talada |
| 0 | 49,984 | 24,949 | 47,290 | 3,29,806 | 22,930 | 2,00,367 | 5,53,103 | Nandurbar |
| 0 | 2,81,347 | 25,381 | 7,437 | 13,31,757 | 1,00,154 | 1,19,342 | 15,51,253 | Jalgaon |
| 0 | 4,987 | 3,579 | 1,32,989 | 2,26,945 | 3,795 | 64,060 | 2,94,800 | Pachora |
| 0 | 24,945 | 5,271 | 13,319 | 1,74,154 | 8,008 | 89,034 | 2,71,196 | Chopada |
| 0 | 2,725 | 6,687 | 37,183 | 2,27,160 | 14,573 | 11,553 | 2,53,285 | Amalner |
| 0 | 59 | 19 | 39 | 1,733 | 116 | 40 | 1,889 | Chalisgaon |
| 0 | 2,464 | 2,023 | 23,831 | 73,563 | 11,120 | 39,456 | 1,24,139 | Bhadgaon |
| 0 | 6,193 | 1,974 | 463 | 37,297 | 2,459 | 18,280 | 58,036 | Raver |
| 0 | 1,209 | 5,424 | 1,033 | 54,750 | 1,774 | 3,555 | 60,079 | Parola |
| 0 | 5,560 | 1,690 | 1,745 | 54,217 | 755 | 3,783 | 58,755 | Yerandol |
| 338 | 22,343 | 3,889 | 9,101 | 85,002 | 3,659 | 4,690 | 93,351 | Dharangaon |
| 0 | 0 | 546 | 2,007 | 49,555 | 457 | 3,079 | 53,091 | Yaval |
| 0 | 592 | 1,123 | 48,309 | 79,323 | 1,784 | 4,980 | 86,087 | Savada |
| 214 | 655 | 817 | 13,038 | 48,827 | 5,434 | 5,910 | 60,171 | Jamner |
| 0 | 32,753 | 790 | 5,701 | 1,35,703 | 7,446 | 32,017 | 1,75,166 | Faijpur |
| 552 | 3,85,832 | 59,213 | 2,96,195 | 25,79,986 | 1,61,534 | 3,99,779 | 31,41,298 | Jalgaon |
| 0 | 36,100 | 19,600 | 3,96,290 | 13,70,332 | 2,16,357 | 1,97,571 | 17,84,260 | Ahmednagar |
| 0 | 6,950 | 6,921 | 4,35,190 | 5,59,602 | 59,205 | 76 | 6,18,883 | Shrirampur |
| 0 | 22,937 | 7,337 | 1,51,844 | 2,75,697 | 77,451 | 27,918 | 3,81,066 | Sangamner |
| 0 | 16,312 | 3,003 | 95,019 | 1,93,477 | 14,692 | 20,346 | 2,28,515 | Kopergaon |
| 0 | 84,378 | 13,130 | 56,452 | 1,83,628 | 1,06,832 | 17,327 | 3,07,787 | Shirdi |
| 0 | 53 | 399 | 3,115 | 85,468 | 334 | 11,469 | 97,271 | Rahata |
| 0 | 12,618 | 3,509 | 38,348 | 1,21,105 | 13,172 | 20,265 | 1,54,542 | Deolali Pravara |
| 0 | 202 | 3,268 | 51,050 | 80,125 | 2,251 | 9,086 | 91,462 | Rahuri |
| 0 | 1,639 | 976 | 30,607 | 69,733 | 1,614 | 74,698 | 1,46,045 | Shrigonda |
| 0 | 50,713 | 8,340 | 35,236 | 1,99,201 | 20,454 | 2,01,220 | 4,20,875 | Pathardi |
| 0 | 2,31,902 | 66,483 | 12,93,151 | 31,38,368 | 5,12,362 | 5,79,976 | 42,30,706 | Ahmednagar |
| 0 | 42,05,075 | 2,11,893 | 1,27,94,436 | 2,19,05,713 | 4,54,105 | 56,34,057 | 2,79,93,875 | Pimpri Chichwad |
| 0 | 24,29,714 | 5,64,577 | 1,49,67,483 | 2,90,09,916 | 12,54,925 | 6,26,728 | 3,08,91,569 | Pune Mahanagarpalik |
| 0 | 79,331 | 21,328 | 70,933 | 2,78,605 | 46,809 | 5,63,745 | 8,89,159 | Lonavla |
| 0 | 10,474 | 1,366 | 4,931 | 2,34,574 | 44,995 | 1,63,896 | 4,43,465 | Baramati |
| 0 | 328 | 104 | 161 | 1,561 | 107 | 436 | 2,104 | Talegaon |
| 0 | 12,000 | 3,241 | 15,998 | 1,55,558 | 20,626 | 99,833 | 2,76,017 | Dound |
| 0 | 52,145 | 2,936 | 6,312 | 1,07,997 | 6,318 | 65,536 | 1,79,851 | Shirur |
| 497 | 37,955 | 2,520 | 7,934 | 1,07,041 | 18,232 | 94,969 | 2,20,242 | Indapur |
| 1,559 | 20,399 | 798 | 7,764 | 70,951 | 15,438 | 58,885 | 1,45,274 | Bhor |
| 0 | 10,051 | 986 | 11,873 | 44,537 | 6,288 | 38,136 | 88,961 | Alandi |
| 0 | 2,663 | 1,181 | 228 | 40,948 | 4,919 | 26,490 | 72,357 | Junnar |
| 0 | 8,054 | 681 | 27,006 | 51,326 | 10,128 | 69,960 | 1,31,414 | Jejuri |
| 0 | 1,300 | 2,475 | 54,828 | 1,05,431 | 20,746 | 41,292 | 1,67,469 | Saswad |
| 0 | 58,991 | 36,514 | 81,797 | 5,72,840 | 3,71,685 | 67,848 | 10,12,373 | Pune |
| 0 | 1,04,878 | 0 | 14,006 | 4,49,453 | 4,599 | 3,78,500 | 8,32,551 | Khadki |

| (1) | (2) | (3) | (4) | (5) | (6) | (7) | (8) | (9) | (10) |
|------------|------------------|------------------|----------|------------------|------------------|------------------|------------------|----------------|------------------|
| 101 | देहु रोड | 54,261 | 0 | 39,751 | 5,336 | 18,775 | 41,290 | 0 | 30,683 |
| 102 | पुणे | 93,93,398 | 0 | 46,29,156 | 10,20,086 | 22,60,230 | 38,64,518 | 220,913 | 30,19,900 |
| 103 | सातारा | 64,543 | 0 | 14,952 | 26,636 | 4,421 | 10,353 | 5,581 | 40,029 |
| 104 | फलटण | 73,348 | 0 | 26,530 | 5,033 | 0 | 2,112 | 853 | 3,565 |
| 105 | कराड | 1,05,480 | 0 | 33,916 | 23,318 | 3,717 | 1,576 | 3,588 | 11,060 |
| 106 | महाबळेश्वर | 45,938 | 0 | 24,833 | 13,055 | 10,112 | 1,284 | 1,768 | 9,334 |
| 107 | पाचगणी | 14,332 | 0 | 0 | 2,783 | 2,910 | 1,001 | 795 | 2,789 |
| 108 | वाल | 40,646 | 0 | 13,754 | 500 | 1,423 | 7,793 | 671 | 6,431 |
| 109 | म्हसवाद | 7,279 | 0 | 6,619 | 4 | 4,241 | 0 | 1,853 | 409 |
| 110 | रैहमतपुर | 6,391 | 0 | 10,338 | 4,370 | 1,081 | 0 | 0 | 6,540 |
| 111 | मलकापुर | 19,474 | 0 | 11,663 | 982 | 667 | 149 | 0 | 2,148 |
| 112 | सातारा | 3,77,431 | 0 | 1,42,605 | 76,681 | 28,572 | 24,268 | 15,109 | 82,305 |
| 113 | सांगली मिरज | 3,86,657 | 0 | 2,06,333 | 4,399 | 7,11,587 | 1,05,100 | 2,234 | 10,512 |
| 114 | विटा | 34,972 | 0 | 9,874 | 6,766 | 1,448 | 1,683 | 237 | 32,859 |
| 115 | इस्लामपुर | 45,089 | 0 | 1,15,560 | 11,339 | 0 | 3,754 | 1,131 | 22,201 |
| 116 | तासगांव | 29,853 | 0 | 9,369 | 2,974 | 0 | 300 | 711 | 21,342 |
| 117 | आस्टा | 10,058 | 0 | 5,507 | 1,875 | 5,550 | 2,193 | 530 | 4,841 |
| 118 | सांगली | 5,06,629 | 0 | 3,46,643 | 27,353 | 7,18,585 | 1,13,030 | 4,843 | 91,755 |
| 119 | सोलापूर | 4,32,058 | 0 | 2,14,177 | 48,798 | 73,499 | 1,26,531 | 15,205 | 1,13,843 |
| 120 | बारशी | 58,866 | 0 | 51,049 | 48,161 | 10,812 | 14,201 | 12,196 | 29,260 |
| 121 | पंढरपूर | 66,364 | 0 | 1,94,985 | 4,352 | 82,252 | 3,838 | 1,385 | 47,093 |
| 122 | करमाळा | 1,454 | 0 | 321 | 93 | 117 | 0 | 62 | 154 |
| 123 | कुर्डूवाडी | 25,405 | 0 | 13,450 | 4,698 | 3,836 | 106 | 4,927 | 16,241 |
| 124 | सांगोला | 35,798 | 0 | 5,327 | 0 | 5,407 | 1075 | 0 | 0 |
| 125 | मंगळवेढा | 3,943 | 0 | 0 | 0 | 0 | 0 | 0 | 2,307 |
| 126 | अक्कलकोट | 17,949 | 0 | 4,800 | 2,402 | 679 | 1,132 | 1,231 | 3,231 |
| 127 | मैंदगी | 11,404 | 0 | 3,415 | 7,573 | 0 | 29 | 1,000 | 1,320 |
| 128 | दुधनी | 17,916 | 0 | 2,201 | 0 | 0 | 18 | 0 | 0 |
| 129 | सोलापूर | 6,71,157 | 0 | 4,89,725 | 1,16,077 | 1,76,602 | 1,46,930 | 36,006 | 2,13,449 |
| 130 | जयसिंगपूर | 19,579 | 0 | 20,095 | 18,238 | 402 | 4,795 | 15,353 | 37,069 |
| 131 | इचलकरंजी | 3,73,830 | 0 | 1,63,853 | 11,803 | 2,16,372 | 64,320 | 2,609 | 12,197 |
| 132 | मुरगुड | 19,840 | 0 | 2,819 | 6,928 | 802 | 310 | 4,362 | 10,929 |
| 133 | वडगांव | 23,615 | 0 | 15,279 | 4,726 | 0 | 896 | 0 | 13,291 |
| 134 | कागल | 17,665 | 0 | 1,26,450 | 8,155 | 7,376 | 9 | 74 | 6,150 |
| 135 | पन्हाळा | 14,563 | 0 | 4,957 | 12,290 | 576 | 200 | 160 | 505 |
| 136 | गडहिंगलज | 33,253 | 0 | 20,328 | 3,584 | 422 | 131 | 0 | 10,145 |
| 137 | कुरुंदवाड | 8,846 | 0 | 2,092 | 278 | 20 | 0 | 0 | 3,678 |
| 138 | मलकापुर | 9,067 | 0 | 5,113 | 4,030 | 28 | 0 | 0 | 10,040 |
| 139 | कोल्हापूर | 3,33,578 | 0 | 3,81,772 | 98,689 | 6,03,638 | 2,437 | 35,353 | 42,596 |
| 140 | कोल्हापूर | 8,53,836 | 0 | 7,42,758 | 1,68,721 | 8,29,636 | 73,098 | 57,911 | 1,46,600 |
| 141 | औरंगाबाद | 12,47,851 | 0 | 5,69,806 | 1,14,735 | 87,078 | 1,67,303 | 19,640 | 1,98,887 |
| 142 | सिल्लोड | 15,061 | 0 | 66,628 | 13,390 | 16 | 0 | 9,752 | 9,572 |
| 143 | खलताबाद | 8,305 | 0 | 5,954 | 14,377 | 227 | 700 | 4,892 | 20,577 |
| 144 | विजापूर | 11,116 | 0 | 5,301 | 4,553 | 0 | 223 | 0 | 2,000 |
| 145 | गंगापूर | 5,473 | 0 | 1,40,476 | 3,592 | 2,894 | 18,037 | 9,109 | 20,923 |
| 146 | पैठण | 9,758 | 0 | 6,307 | 9,137 | 0 | 0 | 314 | 15,898 |
| 147 | कन्नड | 22,245 | 0 | 5,353 | 0 | 0 | 0 | 3,253 | 26,781 |
| 148 | औरंगाबाद | 13,19,809 | 0 | 7,99,825 | 1,59,784 | 90,215 | 1,86,263 | 46,960 | 2,94,638 |
| 149 | जालना | 1,46,492 | 0 | 44,035 | 0 | 5,055 | 32,992 | 520 | 6,123 |
| 150 | परतुर | 3,847 | 0 | 2,976 | 3,157 | 0 | 0 | 106 | 545 |
| 151 | अंबड | 18,220 | 0 | 6,770 | 32,750 | 11 | 300 | 10,000 | 60,000 |
| 152 | भोकरदन | 11,501 | 0 | 4,628 | 7,856 | 0 | 0 | 537 | 4,650 |
| 153 | जालना | 1,80,060 | 0 | 58,409 | 43,763 | 5,066 | 33,292 | 11,163 | 71,318 |
| 154 | परभणी | 1,01,500 | 0 | 2,29,729 | 59,918 | 1,986 | 29,752 | 0 | 25,688 |
| 155 | गंगाखेड | 40,259 | 0 | 22,346 | 0 | 32,373 | 0 | 318 | 7,942 |
| 156 | सेलु | 16,366 | 0 | 31,915 | 9,281 | 18,683 | 1,461 | 5,602 | 6,861 |

TABLE No. 33.12 (B).Contd...

| (11) | (12) | (13) | (14) | (15) | (16) | (17) | (18) | (2) |
|---------------|------------------|-----------------|--------------------|--------------------|------------------|------------------|--------------------|-------------------|
| 0 | 71,973 | 10,078 | 10,181 | 2,10,355 | 1,11,640 | 9,815 | 3,31,810 | Dehu Road |
| 2,056 | 71,05,331 | 8,60,678 | 2,80,75,871 | 5,33,46,806 | 23,91,560 | 79,40,126 | 6,36,78,491 | Pune |
| 6,911 | 55,963 | 13,717 | 1,66,616 | 3,53,759 | 56,872 | 2,44,933 | 6,55,564 | Satara |
| 0 | 6,530 | 4,761 | 2,12,664 | 3,28,866 | 12,665 | 37,128 | 3,78,659 | Phaltan |
| 0 | 16,224 | 11,808 | 70,037 | 2,64,500 | 2,532 | 1,13,829 | 3,80,861 | Karad |
| 0 | 12,386 | 5,186 | 35,679 | 1,47,189 | 9,387 | 1,17,557 | 2,74,133 | Mahabaleshwar |
| 0 | 4,585 | 4,601 | 65,054 | 94,265 | 4,177 | 39,576 | 1,38,018 | Panchgani |
| 0 | 14,895 | 2,428 | 94,609 | 1,68,255 | 11,976 | 7,413 | 1,87,644 | Waal |
| 0 | 2,262 | 611 | 17,924 | 38,940 | 2,303 | 48,248 | 89,491 | Mhaswad |
| 4,427 | 6,540 | 4,544 | 29,330 | 67,021 | 4,248 | 47,189 | 1,18,458 | Rehmatpur |
| 0 | 2,297 | 1,129 | 44,635 | 80,847 | 836 | 46,531 | 1,28,214 | Malkapur |
| 11,338 | 1,21,682 | 48,785 | 7,36,548 | 15,43,642 | 1,04,996 | 7,02,404 | 23,51,042 | Satara |
| 0 | 1,17,846 | 0 | 33,779 | 14,60,601 | 84,726 | 2,67,240 | 18,12,567 | Sangli Miraj |
| 517 | 34,779 | 4,765 | 1,02,140 | 1,95,261 | 4,195 | 66,884 | 2,66,340 | Vita |
| 0 | 27,086 | 6,772 | 2,978 | 2,08,824 | 12,669 | 58,419 | 2,79,912 | Islaampur |
| 0 | 22,353 | 2,836 | 68,227 | 1,35,612 | 2,128 | 1,05,818 | 2,43,558 | Taasgaon |
| 1,052 | 7,564 | 1,591 | 1,16,949 | 1,50,146 | 475 | 2,30,200 | 3,80,821 | Asta |
| 1,569 | 2,09,628 | 15,964 | 3,24,073 | 21,50,444 | 1,04,193 | 7,28,561 | 29,83,198 | Sangli |
| 0 | 2,55,579 | 32,145 | 20,039 | 10,76,295 | 29,654 | 32,88,374 | 43,94,323 | Solapur |
| 0 | 55,657 | 10,376 | 1,28,950 | 3,63,871 | 55,396 | 1,31,536 | 5,50,803 | Barshi |
| 520 | 52,316 | 12,580 | 56,053 | 4,69,422 | 86,701 | 65,555 | 6,21,678 | Pandharpur |
| 142 | 215 | 177 | 1,130 | 3,649 | 630 | 1,793 | 6,071 | Karmala |
| 4,000 | 21,274 | 3,437 | 2,987 | 79,087 | 10,013 | 32,373 | 1,21,473 | Kurduwadi |
| 0 | 1,075 | 1,920 | 2,25,176 | 2,74,703 | 7,494 | 15,713 | 2,97,910 | Sangola |
| 0 | 2,307 | 302 | 38,235 | 44,787 | 0 | 60,913 | 1,05,700 | Mangalwedha |
| 0 | 5,594 | 3,016 | 27,757 | 62,197 | 71,659 | 4,397 | 1,38,253 | Akkalkot |
| 0 | 2,349 | 1,914 | 25,467 | 52,122 | 9,765 | 50,377 | 1,12,264 | Maindargi |
| 0 | 18 | 364 | 9,314 | 29,813 | 90 | 3,303 | 33,206 | Dudhni |
| 4,662 | 3,96,384 | 66,231 | 5,35,108 | 24,55,946 | 2,71,402 | 36,54,334 | 63,81,681 | Solapur |
| 0 | 57,217 | 3,223 | 57,164 | 1,75,919 | 7,003 | 56,738 | 2,39,660 | Jaisinghpur |
| 0 | 79,126 | 2,725 | 2,83,676 | 11,31,384 | 54,326 | 2,91,992 | 14,77,702 | Ichalkaranji |
| 0 | 15,601 | 865 | 1,806 | 48,661 | 102 | 9,483 | 58,246 | Murgud |
| 0 | 14,187 | 1,192 | 36,488 | 95,487 | 17,624 | 55,450 | 1,68,561 | Wadgaon |
| 0 | 6,233 | 0 | 32,138 | 1,98,017 | 13729 | 47,036 | 2,58,782 | Kaagal |
| 0 | 865 | 4,749 | 77,386 | 1,15,387 | 9,611 | 38,528 | 1,63,526 | Panhala |
| 0 | 10,276 | 0 | 5,448 | 73,311 | 950 | 49,406 | 1,23,667 | Gadhinglaj |
| 369 | 3,678 | 312 | 14,408 | 30,003 | 3,165 | 34,015 | 67,183 | Kurundwad |
| 0 | 10,040 | 356 | 5,548 | 34,182 | 441 | 18,100 | 52,723 | Malkapur |
| 15,808 | 80,386 | 89,383 | 14,59,740 | 30,62,994 | 77,115 | 10,20,577 | 41,60,686 | Kolhapur |
| 16,177 | 2,77,609 | 1,02,805 | 19,73,802 | 49,65,345 | 1,84,066 | 16,21,325 | 67,70,736 | Kolhapur |
| 0 | 3,85,830 | 57,088 | 7,39,475 | 32,01,863 | 77,581 | 23,06,516 | 55,85,960 | Aurangabad |
| 0 | 19,324 | 1,001 | 4,028 | 1,19,448 | 3,007 | 1,24,468 | 2,46,923 | Sillod |
| 0 | 26,169 | 1,048 | 9,406 | 65,486 | 750 | 40,058 | 1,06,294 | Khaltabad |
| 0 | 2,223 | 104 | 5,525 | 28,822 | 2,060 | 61,605 | 92,487 | Vijapur |
| 0 | 48,069 | 5,227 | 1,11,848 | 3,17,579 | 47,314 | 1,41,395 | 5,06,288 | Gangapur |
| 0 | 16,212 | 1,338 | 7,819 | 50,571 | 9,519 | 32,491 | 92,581 | Paithan |
| 0 | 30,034 | 4,586 | 6,907 | 69,125 | 0 | 25,916 | 95,041 | Kannad |
| 0 | 5,27,861 | 70,392 | 8,85,008 | 38,52,894 | 1,40,231 | 27,32,449 | 67,25,574 | Aurangabad |
| 0 | 39,635 | 3,073 | 5,02,203 | 7,40,493 | 0 | 1,60,219 | 9,00,712 | Jalna |
| 0 | 651 | 0 | 52,346 | 62,977 | 1,254 | 75,267 | 1,39,498 | Partur |
| 500 | 70,300 | 3,000 | 1,64,032 | 2,95,583 | 0 | 16 | 2,95,599 | Ambad |
| 0 | 5,187 | 2,005 | 5,802 | 36,979 | 155 | 76,457 | 1,13,591 | Bhokardan |
| 500 | 1,15,773 | 8,078 | 7,24,383 | 11,36,032 | 1,409 | 3,11,959 | 14,49,400 | Jalna |
| 0 | 55,440 | 9,980 | 1,66,646 | 6,25,199 | 38,979 | 59,754 | 7,23,932 | Parbhani |
| 0 | 8,260 | 5,482 | 26,861 | 1,35,581 | 38,462 | 32,128 | 2,06,171 | Gangakhed |
| 33,047 | 13,924 | 2,359 | 17,415 | 1,42,990 | 609 | 78,953 | 2,22,552 | Selu |

| (1) | (2) | (3) | (4) | (5) | (6) | (7) | (8) | (9) | (10) |
|------------|-------------------|-----------------|----------|-----------------|-----------------|---------------|---------------|---------------|-----------------|
| 157 | जितुर | 13,655 | 0 | 12,051 | 2,934 | 14,024 | 0 | 4,751 | 23,240 |
| 158 | मानवत | 27,055 | 0 | 2,394 | 1,723 | 0 | 114 | 0 | 15,867 |
| 159 | पाथरी | 13,290 | 0 | 8,506 | 15,801 | 0 | 0 | 8,287 | 30,619 |
| 160 | सोनपेठ | 67,041 | 0 | 1,629 | 607 | 0 | 415 | 112 | 13,979 |
| 161 | पुर्णा | 17,281 | 0 | 5,092 | 7,000 | 25 | 1,030 | 0 | 24,000 |
| 162 | परभणी | 2,96,447 | 0 | 3,13,662 | 97,264 | 67,091 | 32,772 | 19,070 | 1,48,196 |
| 163 | हिंगोली | 15,208 | 0 | 33,773 | 26,290 | 0 | 39,300 | 0 | 42,214 |
| 164 | बसमत | 82,954 | 0 | 36,381 | 0 | 0 | 0 | 66 | 5,726 |
| 165 | कळमनुरी | 18,130 | 0 | 7,741 | 0 | 0 | 0 | 57 | 11,824 |
| 166 | हिंगोली | 1,16,292 | 0 | 77,895 | 26,290 | 0 | 39,300 | 123 | 59,764 |
| 167 | बीड | 89,189 | 0 | 78,837 | 87,679 | 0 | 0 | 0 | 60,043 |
| 168 | अंबाजोगाई | 31,550 | 0 | 7,741 | 117 | 0 | 0 | 808 | 28,275 |
| 169 | परळी | 14,759 | 0 | 1,00,695 | 12,005 | 0 | 0 | 11,833 | 15,058 |
| 170 | माजलगाव | 318 | 0 | 550 | 162 | 0 | 0 | 144 | 302 |
| 171 | गेवराई | 15,658 | 0 | 6,959 | 8,436 | 0 | 0 | 359 | 1,802 |
| 172 | धारूर | 6,477 | 0 | 3,461 | 5,155 | 0 | 0 | 0 | 19,793 |
| 173 | केज | 13,003 | 0 | 8,694 | 2,322 | 0 | 0 | 140 | 15,323 |
| 174 | बीड | 1,70,954 | 0 | 2,06,937 | 1,15,876 | 0 | 0 | 13,284 | 1,40,596 |
| 175 | नांदेड | 4,53,801 | 0 | 1,31,378 | 7,457 | 21,936 | 14,836 | 3,124 | 70,461 |
| 176 | देगलुर | 8,093 | 0 | 6,620 | 12,420 | 0 | 410 | 606 | 66,513 |
| 177 | बिलोली | 7,600 | 0 | 3,216 | 3,784 | 0 | 0 | 536 | 2,209 |
| 178 | कंधार | 21,442 | 0 | 12,065 | 9,764 | 233 | 0 | 12,352 | 13,188 |
| 179 | लोहा | 192 | 0 | 29 | 25 | 0 | 0 | 0 | 59 |
| 180 | हदगांव | 16,068 | 0 | 4,449 | 0 | 3,867 | 23 | 0 | 53,382 |
| 181 | मुदखेड | 2,042 | 0 | 2,275 | 643 | 3,892 | 363 | 0 | 46,784 |
| 182 | मुखेड | 12,914 | 0 | 4,469 | 1,147 | 285 | 1,135 | 4,910 | 5,282 |
| 183 | कुंदळवाडी | 13,148 | 0 | 0 | 10,981 | 5,847 | 0 | 181 | 3,652 |
| 184 | किनवट | 12,971 | 0 | 5,983 | 4,463 | 0 | 502 | 0 | 13,398 |
| 185 | भोकर | 17,219 | 0 | 75,614 | 5,386 | 0 | 15 | 0 | 31,186 |
| 186 | उमरी | 6,749 | 0 | 6,159 | 11,417 | 0 | 0 | 45,363 | 53,313 |
| 187 | धर्माबाद | 5,411 | 0 | 14 | 0 | 1,467 | 0 | 0 | 9,768 |
| 188 | नांदेड | 5,77,650 | 0 | 2,52,271 | 67,487 | 37,527 | 17,284 | 67,072 | 3,69,195 |
| 189 | उस्मानाबाद | 25,930 | 0 | 16,910 | 0 | 22,449 | 34,042 | 0 | 5,520 |
| 190 | कलाम | 18,266 | 0 | 4,426 | 5,179 | 2,462 | 287 | 0 | 562 |
| 191 | नळदुर्गा | 4,356 | 0 | 2,531 | 3,938 | 0 | 197 | 0 | 165 |
| 192 | भुम | 14,562 | 0 | 8,419 | 4,365 | 36 | 0 | 175 | 49,245 |
| 193 | उमरगा | 9,067 | 0 | 3,056 | 14,422 | 791 | 126 | 0 | 27,831 |
| 194 | मुरुम | 1,954 | 0 | 1,381 | 3,817 | 29 | 0 | 2,448 | 22,408 |
| 195 | परांडा | 7,627 | 0 | 1,766 | 8,276 | 0 | 472 | 0 | 15,495 |
| 196 | तुळजापुर | 21,903 | 0 | 22,443 | 3,540 | 17,280 | 6,745 | 603 | 23,217 |
| 197 | उस्मानाबाद | 1,03,665 | 0 | 60,932 | 43,537 | 43,047 | 41,869 | 3,226 | 1,44,443 |
| 198 | लातूर | 2,26,738 | 0 | 1,25,527 | 20,122 | 2,728 | 2,243 | 28 | 4,03,480 |
| 199 | उर्द्रीर | 25,793 | 0 | 20,379 | 6,721 | 11,444 | 4,940 | 9,019 | 2,721 |
| 200 | अहमदपुर | 8,852 | 0 | 10,058 | 8,599 | 0 | 0 | 44 | 5,119 |
| 201 | निलंगा | 8,668 | 0 | 6,477 | 1,126 | 8,038 | 0 | 0 | 11,196 |
| 202 | औसा | 27,166 | 0 | 6,396 | 0 | 0 | 119 | 0 | 313 |
| 203 | लातूर | 2,97,217 | 0 | 1,68,837 | 36,568 | 22,210 | 7,302 | 9,091 | 4,22,829 |
| 204 | खामगाव | 55,226 | 0 | 29,303 | 30,095 | 3,248 | 64,775 | 2,861 | 21,305 |
| 205 | शेगाव | 32,639 | 0 | 17,367 | 1,122 | 47,542 | 30,894 | 0 | 1,006 |
| 206 | बुलढाणा | 16,134 | 0 | 1,986 | 667 | 313 | 29,807 | 0 | 6,565 |
| 207 | चिखली | 25,113 | 0 | 21,093 | 441 | 18,430 | 24,637 | 0 | 0 |
| 208 | मलकापूर | 23,664 | 0 | 922 | 11 | 20,338 | 4,523 | 5,196 | 1,307 |
| 209 | मेहकर | 47,220 | 0 | 6,242 | 10,060 | 304 | 17,377 | 9,049 | 25,375 |
| 210 | देऊळगाव राजा | 20,584 | 0 | 21,151 | 1,448 | 626 | 30,661 | 0 | 3,867 |
| 211 | नांदुरा | 87,566 | 0 | 7,902 | 0 | 125 | 18,303 | 0 | 447 |
| 212 | लोणार | 28,572 | 0 | 7,077 | 16,557 | 0 | 55 | 3,417 | 6,004 |

TABLE No. 33.12 (B).Contd...

| (11) | (12) | (13) | (14) | (15) | (16) | (17) | (18) | (2) |
|---------------|-----------------|---------------|------------------|------------------|-----------------|------------------|------------------|------------------|
| 0 | 27,991 | 1,060 | 60,668 | 1,32,383 | 288 | 18,503 | 1,51,174 | Jitur |
| 0 | 15,981 | 234 | 43,998 | 91,385 | 100 | 23,733 | 1,15,218 | Manvat |
| 0 | 38,906 | 1,738 | 4,913 | 83,154 | 0 | 81,882 | 1,65,036 | Pathri |
| 0 | 14,506 | 395 | 1,265 | 85,443 | 0 | 10,410 | 95,853 | Sonpeth |
| 0 | 25,030 | 230 | 1,585 | 56,243 | 0 | 38,835 | 95,078 | Purna |
| 33,047 | 2,00,038 | 21,478 | 3,23,351 | 13,52,378 | 78,438 | 3,44,198 | 17,75,014 | Parbhani |
| 0 | 81,514 | 6,066 | 5,03,357 | 6,66,208 | 0 | 41,599 | 7,07,807 | Hingoli |
| 0 | 5,792 | 4,781 | 2,591 | 1,32,499 | 16,298 | 55,824 | 2,04,621 | Basmat |
| 0 | 11,881 | 2,058 | 28,197 | 68,007 | 0 | 1,07,080 | 1,75,087 | Kalamnuri |
| 0 | 99,187 | 12,905 | 5,34,145 | 8,66,714 | 16,298 | 2,04,503 | 10,87,515 | Hingoli |
| 6,165 | 60,043 | 10,684 | 1,40,544 | 4,73,141 | 41,649 | 1,45,960 | 6,60,750 | Beed |
| 0 | 29,083 | 1,097 | 2,011 | 71,599 | 1,176 | 37,699 | 1,10,474 | Ambajogai |
| 0 | 26,891 | 5,664 | 36,269 | 1,96,283 | 1,500 | 50,910 | 2,48,693 | Parli |
| 0 | 446 | 31 | 14 | 1,521 | 45 | 649 | 2,215 | Maajalgaon |
| 0 | 2,161 | 1,441 | 24,285 | 58,940 | 13,980 | 22,770 | 95,690 | Gevrai |
| 0 | 19,793 | 1,169 | 2,322 | 38,377 | 0 | 16,413 | 54,790 | Dharur |
| 0 | 15,463 | 0 | 6,733 | 46,215 | 709 | 47,756 | 94,680 | Kej |
| 6,165 | 1,53,880 | 20,086 | 2,12,178 | 8,86,076 | 59,059 | 3,22,157 | 12,67,292 | Beed |
| 0 | 88,421 | 20,722 | 33,38,927 | 40,62,642 | 5,12,109 | 22,75,889 | 68,50,640 | Nanded |
| 0 | 67,529 | 449 | 7,113 | 1,02,224 | 419 | 8,711 | 1,11,354 | Deglur |
| 0 | 2,745 | 201 | 4,504 | 22,050 | 1,026 | 67,749 | 90,825 | Biloli |
| 0 | 25,540 | 984 | 1,326 | 71,354 | 2,489 | 51,135 | 1,24,978 | Kandhar |
| 0 | 59 | 7 | 20 | 332 | 0 | 0 | 332 | Loha |
| 0 | 53,405 | 832 | 130 | 78,751 | 25,015 | 1,23,904 | 2,27,670 | Hadgaon |
| 0 | 47,147 | 136 | 18,501 | 74,636 | 0 | 81,647 | 1,56,283 | Mudkhed |
| 0 | 11,327 | 1,796 | 13,917 | 45,855 | 3,268 | 0 | 49,123 | Mukhed |
| 0 | 3,833 | 2,194 | 18,101 | 54,104 | 789 | 24,036 | 78,929 | Kundalwadi |
| 0 | 13,900 | 0 | 52,786 | 90,103 | 0 | 0 | 90,103 | Kinvat |
| 0 | 31,201 | 5,183 | 23,098 | 1,57,701 | 510 | 0 | 1,58,211 | Bhokar |
| 0 | 98,676 | 3,046 | 10,204 | 1,36,251 | 0 | 20,276 | 1,56,527 | Umri |
| 0 | 9,768 | 1,880 | 381 | 18,921 | 0 | 708 | 19,629 | Dharmabad |
| 0 | 4,53,551 | 37,430 | 34,89,008 | 49,14,924 | 5,45,625 | 26,54,055 | 81,14,604 | Nanded |
| 0 | 39,562 | 4,544 | 15,894 | 1,25,289 | 15,841 | 1,71,090 | 3,12,220 | Osmanabad |
| 0 | 849 | 2,948 | 37,979 | 72,109 | 15,609 | 51,350 | 1,39,068 | Kalaam |
| 0 | 362 | 158 | 39,921 | 51,266 | 720 | 52,697 | 1,04,683 | Naldurg |
| 0 | 49,420 | 2,081 | 6,168 | 85,051 | 0 | 31,983 | 1,17,034 | Bhoom |
| 0 | 27,957 | 1,798 | 18,299 | 75,390 | 138 | 1,02,004 | 1,77,532 | Umarga |
| 0 | 24,856 | 0 | 2,602 | 34,639 | 0 | 72,866 | 1,07,505 | Murum |
| 0 | 15,967 | 4,954 | 28,102 | 66,692 | 625 | 51,456 | 1,18,773 | Paranda |
| 0 | 30,565 | 3,420 | 11,378 | 1,10,529 | 0 | 1,06,272 | 2,16,801 | Tulajapur |
| 0 | 1,89,538 | 19,903 | 1,60,343 | 6,20,965 | 32,933 | 6,39,718 | 12,93,616 | Osmanabad |
| 0 | 4,05,751 | 7,187 | 53,435 | 8,41,488 | 54,287 | 1,45,047 | 10,40,822 | Latur |
| 0 | 16,680 | 2,056 | 2,13,481 | 2,96,554 | 19,753 | 45,538 | 3,61,845 | Udrir |
| 0 | 5,163 | 2,751 | 14,052 | 49,475 | 441 | 50,444 | 1,00,360 | Ahmedpur |
| 0 | 11,196 | 3,179 | 32,512 | 71,196 | 946 | 45,138 | 1,17,280 | Nilanga |
| 0 | 432 | 629 | 31,739 | 66,362 | 0 | 26,931 | 93,293 | Ausa |
| 0 | 4,39,222 | 15,802 | 3,45,219 | 13,25,075 | 75,427 | 3,13,098 | 17,13,600 | Latur |
| 0 | 88,941 | 9,603 | 2,49,948 | 4,66,364 | 41,424 | 55,767 | 5,63,555 | Khamgaon |
| 0 | 31,900 | 2,670 | 40,644 | 1,73,884 | 706 | 68,157 | 2,42,747 | Shegaon |
| 0 | 36,372 | 962 | 1,22,466 | 1,78,900 | 0 | 1,20,781 | 2,99,681 | Buldhana |
| 0 | 24,637 | 1,788 | 61,381 | 1,52,883 | 15,514 | 28,003 | 1,96,400 | Chikli |
| 0 | 11,026 | 4,320 | 26,546 | 86,827 | 4,966 | 1,32,388 | 2,24,181 | Malkapur |
| 0 | 51,801 | 0 | 0 | 1,15,627 | 12,870 | 87,104 | 2,15,601 | Mehkar |
| 0 | 34,528 | 1,460 | 21,610 | 1,01,407 | 389 | 39,419 | 1,41,215 | Deolgaon Raja |
| 72 | 18,750 | 815 | 29,917 | 1,45,147 | 2,442 | 66,730 | 2,14,319 | Nandura |
| 0 | 9,476 | 2,730 | 10,048 | 74,460 | 6,089 | 34,222 | 1,14,771 | Lonar |

| (1) | (2) | (3) | (4) | (5) | (6) | (7) | (8) | (9) | (10) |
|------------|----------------|------------------|----------|-----------------|-----------------|---------------|-----------------|---------------|-----------------|
| 213 | जळगाव जामोद | 11,705 | 0 | 208 | 31 | 368 | 0 | 3,183 | 3,491 |
| 214 | सिंदखेड राजा | 5,694 | 0 | 1,834 | 412 | 0 | 9,368 | 3,884 | 5,176 |
| 215 | बुलढाणा | 3,54,117 | 0 | 1,15,085 | 60,844 | 91,294 | 2,30,400 | 27,590 | 74,543 |
| 216 | अकोट | 28,542 | 0 | 21,765 | 24,041 | 3,501 | 38,216 | 16,327 | 4,208 |
| 217 | अकोला | 21,85,514 | 0 | 2,10,309 | 1,644 | 30,125 | 1,38,803 | 1,014 | 11,378 |
| 218 | बाळापुर | 2,594 | 0 | 779 | 0 | 485 | 0 | 0 | 10 |
| 219 | तेल्हारा | 10,589 | 0 | 33,060 | 9,502 | 0 | 40,901 | 0 | 21,472 |
| 220 | पातूर | 13,636 | 0 | 723 | 3,750 | 475 | 10,492 | 17,491 | 4,412 |
| 221 | मूर्तिजापूर | 20,658 | 0 | 95 | 3,909 | 0 | 264 | 0 | 28 |
| 222 | अकोला | 22,61,533 | 0 | 2,66,731 | 42,846 | 34,586 | 2,28,676 | 34,832 | 41,508 |
| 223 | वाशिम | 74,888 | 0 | 19,161 | 1,857 | 3,051 | 54,517 | 0 | 732 |
| 224 | कारंजा | 54,556 | 0 | 16,305 | 0 | 28,047 | 20,732 | 440 | 39,701 |
| 225 | रिसोड | 5,694 | 0 | 1,834 | 412 | 0 | 9,368 | 3,884 | 5,176 |
| 226 | मंगरुळपिर | 26,083 | 0 | 8,895 | 0 | 957 | 0 | 2,779 | 8,991 |
| 227 | वाशिम | 1,61,221 | 0 | 46,195 | 2,269 | 32,055 | 84,617 | 7,103 | 54,600 |
| 228 | अमरावती | 6,42,613 | 0 | 73,515 | 0 | 23,813 | 7,795 | 0 | 8,810 |
| 229 | अचलपूर | 77,087 | 0 | 17,459 | 17,588 | 5,423 | 1,12,894 | 200 | 20,737 |
| 230 | वरूड | 50,172 | 0 | 7,559 | 1,051 | 245 | 315 | 194 | 12,463 |
| 231 | अंजनगाव सुर्जी | 53,668 | 0 | 10,701 | 4,170 | 0 | 2,000 | 221 | 11,155 |
| 232 | चांदूर रेल्वे | 14,852 | 0 | 3,191 | 0 | 835 | 40 | 36,297 | 1,616 |
| 233 | मोर्शी | 7,695 | 0 | 4,079 | 212 | 4,491 | 13,337 | 516 | 21,147 |
| 234 | पांढरखेडा | 41,190 | 0 | 10,707 | 3,527 | 0 | 261 | 90 | 11,799 |
| 235 | धामणगाव रेल्वे | 23,926 | 0 | 14,994 | 27,323 | 13,190 | 17,734 | 1,149 | 10,493 |
| 236 | चिखलधारा | 22,022 | 0 | 4,786 | 3,790 | 5,679 | 23,725 | 46 | 3,460 |
| 237 | चांदूरबाजार | 7,263 | 0 | 324 | 0 | 0 | 0 | 0 | 62 |
| 238 | शेदुजना घाट | 4,026 | 0 | 6,471 | 513 | 513 | 22,780 | 15 | 11,924 |
| 239 | दर्यापूर | 7,640 | 0 | 4,406 | 271 | 11,304 | 12,693 | 315 | 1,662 |
| 240 | अमरावती | 9,52,154 | 0 | 1,58,192 | 58,445 | 65,493 | 2,13,574 | 39,043 | 1,15,328 |
| 241 | यवतमाळ | 53,556 | 0 | 9,474 | 43,355 | 11,100 | 16,970 | 671 | 0 |
| 242 | पुसद | 41,493 | 0 | 3,639 | 50,262 | 838 | 53,608 | 398 | 9,532 |
| 243 | वण | 35,476 | 0 | 83,873 | 20,351 | 590 | 30,294 | 1,831 | 24,090 |
| 244 | घाटंजी | 15,813 | 0 | 2,639 | 0 | 5,962 | 19,861 | 0 | 24,454 |
| 245 | नेर | 10,106 | 0 | 10,586 | 0 | 0 | 13,731 | 0 | 15,168 |
| 246 | उमरखेड | 30,727 | 0 | 29,182 | 2,990 | 19,130 | 2,132 | 485 | 5,715 |
| 247 | दिग्रस | 57,396 | 0 | 8,867 | 6,657 | 968 | 13,382 | 2,194 | 1,475 |
| 248 | दारव्हा | 21,800 | 0 | 5,296 | 522 | 0 | 21,816 | 171 | 0 |
| 249 | यवतमाळ | 2,66,367 | 0 | 1,53,556 | 1,24,137 | 38,588 | 1,71,794 | 5,750 | 80,434 |
| 250 | वर्धा | 54,383 | 0 | 24,702 | 0 | 52,592 | 7,821 | 0 | 15,080 |
| 251 | पुलगांव | 27,606 | 0 | 6,086 | 15,250 | 2,590 | 0 | 75 | 11,392 |
| 252 | देवळी | 32,565 | 0 | 47,714 | 771 | 27,800 | 0 | 445 | 9,114 |
| 253 | सिंदी | 36,519 | 0 | 0 | 0 | 0 | 568 | 5,451 | 11,882 |
| 254 | आर्वी | 22,728 | 0 | 5,401 | 15,750 | 2,328 | 12,395 | 14,773 | 6,726 |
| 255 | हिंगणघाट | 9,163 | 0 | 5,409 | 2,519 | 1,097 | 979 | 0 | 9,003 |
| 256 | वर्धा | 1,82,964 | 0 | 89,312 | 34,290 | 86,407 | 21,763 | 20,744 | 63,197 |
| 257 | नागपूर | 14,16,592 | 0 | 17,12,605 | 11,82,665 | 2,78,878 | 7,40,233 | 47,618 | 11,89,464 |
| 258 | कामठी | 54,583 | 0 | 16,775 | 1,366 | 1,421 | 47,612 | 404 | 22,780 |
| 259 | उमरेड | 35,476 | 0 | 83,873 | 20,351 | 590 | 30,294 | 1,831 | 24,090 |
| 260 | रामटेक | 21,990 | 0 | 4,023 | 9,997 | 0 | 27,334 | 0 | 5,360 |
| 261 | खापा | 32,325 | 0 | 9,027 | 1,528 | 3,366 | 20,977 | 2,563 | 6,754 |
| 262 | कळमेश्वर | 22,749 | 0 | 5,625 | 0 | 342 | 9,340 | 0 | 338 |
| 263 | मोवाड | 13,967 | 0 | 12,584 | 319 | 9,179 | 14,195 | 25,661 | 21,509 |
| 264 | सावनेर | 4,772 | 0 | 5,268 | 1,986 | 0 | 4,925 | 13,873 | 4,568 |
| 265 | काटोल | 14,960 | 0 | 20,958 | 7,142 | 1,086 | 69 | 15,806 | 11,881 |
| 266 | नरखेड | 58,509 | 0 | 13,980 | 14,839 | 157 | 45,495 | 96 | 8,360 |
| 267 | मोहपा | 30,959 | 0 | 2,967 | 11,407 | 5,648 | 26,785 | 3,972 | 21,286 |
| 268 | कामठी | 15,732 | 0 | 5,473 | 14,617 | 12,600 | 70,903 | 1,062 | 16,143 |

TABLE No. 33.12 (B).Contd...

| (11) | (12) | (13) | (14) | (15) | (16) | (17) | (18) | (2) |
|---------------|-----------------|-----------------|------------------|------------------|---------------|------------------|------------------|-----------------|
| 0 | 6,674 | 445 | 5,360 | 24,791 | 1,208 | 40,058 | 66,057 | Jalgaon Jamod |
| 0 | 18,428 | 127 | 5,331 | 31,826 | 1,622 | 83,146 | 1,16,594 | Sindkhed Raja |
| 72 | 3,32,533 | 24,920 | 5,73,251 | 15,52,116 | 87,230 | 7,55,775 | 23,95,121 | Buldhana |
| 0 | 58,751 | 2,344 | 52,911 | 1,91,855 | 0 | 62,685 | 2,54,540 | Akot |
| 0 | 1,51,195 | 33,873 | 34,835 | 26,47,495 | 86,134 | 5,14,410 | 32,48,039 | Akola |
| 0 | 10 | 0 | 0 | 3,868 | 0 | 4,593 | 8,461 | Balapur |
| 0 | 62,373 | 1,816 | 3,719 | 1,21,059 | 586 | 2,08,513 | 3,30,158 | Telhara |
| 0 | 32,395 | 812 | 1,124 | 52,915 | 6,585 | 20,745 | 80,245 | Paatur |
| 0 | 292 | 1,216 | 69,057 | 95,227 | 418 | 25,661 | 1,21,306 | Murtijapur |
| 0 | 3,05,016 | 40,061 | 1,61,646 | 31,12,419 | 93,723 | 8,36,607 | 40,42,749 | Alola |
| 0 | 55,249 | 2,212 | 2,650 | 1,59,068 | 1,586 | 1,17,756 | 2,78,410 | Washim |
| 0 | 60,873 | 6,189 | 1,50,150 | 3,16,120 | 44,784 | 1,91,682 | 5,52,586 | Karanja |
| 0 | 18,428 | 127 | 5,331 | 31,826 | 1,622 | 83,146 | 1,16,594 | Risod |
| 0 | 11,770 | 4,899 | 16,260 | 68,864 | 1,325 | 1,26,513 | 1,96,702 | Manglurpir |
| 0 | 1,46,320 | 13,427 | 1,74,391 | 5,75,878 | 49,317 | 5,19,097 | 11,44,292 | Washim |
| 0 | 16,605 | 92,879 | 6,15,330 | 14,64,755 | 4,675 | 4,44,436 | 19,13,866 | Amravati |
| 487 | 1,33,831 | 10,920 | 3,11,696 | 5,74,491 | 14,677 | 1,62,726 | 7,51,894 | Achalpur |
| 0 | 12,972 | 3,446 | 35,807 | 1,11,252 | 8,289 | 2,49,085 | 3,68,626 | Warud |
| 0 | 13,376 | 789 | 21,123 | 1,03,827 | 20,630 | 84,046 | 2,08,503 | Anjangaon Surji |
| 0 | 37,953 | 758 | 3,452 | 61,041 | 355 | 83,673 | 1,45,069 | Chandur Rly. |
| 0 | 35,000 | 943 | 85,199 | 1,37,619 | 1,068 | 48,363 | 1,87,050 | Morshi |
| 457 | 12,150 | 4,315 | 20,252 | 92,598 | 33,336 | 1,34,030 | 2,59,964 | Pandharkheda |
| 0 | 29,376 | 3,808 | 76,906 | 1,89,523 | 3,754 | 1,17,827 | 3,11,104 | Dhamangaon Rly. |
| 5,957 | 27,231 | 1,154 | 11,104 | 81,723 | 1,033 | 61,910 | 1,44,666 | Chikhaldhara |
| 0 | 62 | 1,828 | 22,113 | 31,590 | 0 | 60,723 | 92,313 | Chandur Bazaar |
| 0 | 34,719 | 1,069 | 50,894 | 98,205 | 794 | 92,990 | 1,91,989 | Shedjana Ghat |
| 0 | 14,670 | 867 | 56,861 | 96,019 | 712 | 94,918 | 1,91,649 | Daryapur |
| 6,901 | 3,67,945 | 1,22,776 | 13,10,737 | 30,42,643 | 89,323 | 16,34,727 | 47,66,693 | Amravati |
| 0 | 17,641 | 14,243 | 97,657 | 2,47,026 | 4,656 | 3,47,464 | 5,99,146 | Yavatmal |
| 0 | 63,538 | 0 | 68,863 | 2,28,633 | 2,204 | 717 | 2,31,554 | Pusad |
| 3,721 | 56,215 | 2,820 | 80,117 | 2,83,163 | 2,896 | 79,286 | 3,65,345 | Van |
| 0 | 44,315 | 361 | 1,077 | 70,167 | 949 | 2,943 | 74,059 | Ghatanji |
| 0 | 28,899 | 1,746 | 469 | 51,806 | 0 | 80,574 | 1,32,380 | Ner |
| 0 | 8,332 | 2,049 | 4,370 | 96,780 | 2,704 | 52,720 | 1,52,204 | Umardhed |
| 0 | 17,051 | 8,769 | 29,373 | 1,29,081 | 6,421 | 1,34,019 | 2,69,521 | Digras |
| 0 | 21,987 | 494 | 28,341 | 78,440 | 939 | 49,927 | 1,29,306 | Daarvaah |
| 3,721 | 2,57,978 | 30,482 | 3,10,267 | 11,85,096 | 20,769 | 7,47,650 | 19,53,515 | Yavatmal |
| 12,456 | 22,901 | 4,148 | 40,744 | 2,11,926 | 15,010 | 22,420 | 2,49,356 | Wardha |
| 0 | 11,467 | 2,695 | 36,910 | 1,02,604 | 1,237 | 93,352 | 1,97,193 | Pulgaon |
| 0 | 9,559 | 5,687 | 1,04,483 | 2,28,579 | 3,190 | 1,49,738 | 3,81,507 | Deoli |
| 1,446 | 17,901 | 1,494 | 81,739 | 1,39,099 | 481 | 2,87,749 | 4,27,329 | Sindi |
| 0 | 33,894 | 3,043 | 12,718 | 95,862 | 3,792 | 93,646 | 1,93,300 | Aarvi |
| 0 | 9,982 | 1,000 | 15,314 | 44,484 | 1,357 | 55,859 | 1,01,700 | Hinganghat |
| 13,902 | 1,05,704 | 18,067 | 2,91,908 | 8,22,554 | 25,067 | 7,02,764 | 15,50,385 | Wardha |
| 2,168 | 19,77,315 | 4,28,928 | 3,26,830 | 73,25,981 | 5,40,138 | 8,02,407 | 86,68,526 | Nagpur |
| 0 | 70,796 | 1,217 | 7,41,700 | 8,87,858 | 20,149 | 72,095 | 9,80,102 | Kamthi |
| 3,721 | 56,215 | 2,820 | 80,117 | 2,83,163 | 2,896 | 79,286 | 3,65,345 | Umred |
| 56 | 32,694 | 2,462 | 6,311 | 77,533 | 2,840 | 42,262 | 1,22,635 | Ramtek |
| 0 | 30,294 | 2,222 | 14,814 | 93,576 | 10,818 | 13,169 | 1,17,563 | Khapa |
| 0 | 9,678 | 590 | 43,025 | 82,009 | 5,308 | 32,477 | 1,19,794 | Kalameshwar |
| 5,837 | 61,365 | 1,956 | 12,165 | 1,17,372 | 6,965 | 69,299 | 1,93,636 | Movaad |
| 0 | 23,366 | 642 | 19,917 | 55,951 | 2,519 | 55,238 | 1,13,708 | Saavner |
| 0 | 27,756 | 4,874 | 19,706 | 96,482 | 5,765 | 1,44,256 | 2,46,503 | Katol |
| 0 | 53,951 | 7,112 | 2,04,773 | 3,53,321 | 27,425 | 1,08,894 | 4,89,640 | Narkhed |
| 1,312 | 52,043 | 2,330 | 5,868 | 1,12,534 | 4,714 | 3,24,379 | 4,41,627 | Mohpa |
| 0 | 88,108 | 2,300 | 1,653 | 1,40,483 | 744 | 56,123 | 1,97,350 | Kamthi |

| (1) | (2) | (3) | (4) | (5) | (6) | (7) | (8) | (9) | (10) |
|------------|-------------------------|--------------------|----------|--------------------|--------------------|--------------------|--------------------|------------------|--------------------|
| 269 | नागपूर | 17,22,614 | 0 | 18,93,158 | 12,66,217 | 3,13,267 | 10,38,162 | 1,12,886 | 13,32,533 |
| 270 | भंडारा | 61,002 | 0 | 18,096 | 52 | 13,576 | 19,612 | 0 | 10,278 |
| 271 | तुमसर | 37,753 | 0 | 9,320 | 28,590 | 0 | 26,055 | 82 | 8,646 |
| 272 | पवनी | 6,798 | 0 | 3,609 | 4,069 | 0 | 10,525 | 0 | 3,552 |
| 273 | भंडारा | 1,05,553 | 0 | 31,025 | 32,711 | 13,576 | 56,192 | 82 | 22,476 |
| 274 | गोंदिया | 92,802 | 0 | 85,278 | 75,764 | 13,054 | 37,781 | 977 | 5,852 |
| 275 | तिरोडा | 16,265 | 0 | 5,800 | 4,188 | 1,089 | 48,949 | 31,675 | 14,758 |
| 276 | गोंदिया | 1,09,067 | 0 | 91,078 | 79,952 | 14,143 | 86,730 | 32,652 | 20,610 |
| 277 | चंद्रपूर | 2,01,239 | 0 | 1,23,230 | 0 | 1,026 | 513 | 497 | 1,75,559 |
| 278 | बल्लारपूर | 63,196 | 0 | 7,146 | 57,010 | 0 | 40,538 | 3,777 | 19,937 |
| 279 | वरोरा | 38,868 | 0 | 13,756 | 9,388 | 1,512 | 20,833 | 0 | 13,674 |
| 280 | भद्रावती | 8,112 | 0 | 25,669 | 5,069 | 0 | 0 | 0 | 20,513 |
| 281 | मुल | 12,085 | 0 | 9,654 | 1,513 | 0 | 11,748 | 1,205 | 8,697 |
| 282 | ब्रम्हपुरी | 19,039 | 0 | 982 | 1,193 | 670 | 432 | 3,110 | 16,327 |
| 283 | राजुरा | 14,204 | 0 | 8,322 | 1,111 | 0 | 0 | 973 | 23,235 |
| 284 | चंद्रपूर | 3,56,743 | 0 | 1,88,759 | 75,284 | 3,208 | 74,064 | 9,562 | 2,77,942 |
| 285 | गडचिरोली | 44,595 | 0 | 11,286 | 0 | 2,960 | 649 | 87 | 752 |
| 286 | देसाईगंज | 15,329 | 0 | 6,211 | 2,505 | 302 | 11,035 | 0 | 5,576 |
| 287 | गडचिरोली | 59,924 | 0 | 17,497 | 2,505 | 3,262 | 11,684 | 87 | 6,328 |
| 288 | महाराष्ट्र राज्य | 6,23,78,747 | 0 | 4,96,02,704 | 2,30,45,692 | 2,23,73,755 | 1,95,31,674 | 29,36,007 | 3,19,67,239 |

आधार : अर्थ व सांख्यिकी संचालनालय, महाराष्ट्र शासन, मुंबई

TABLE No. 33.12 (B).Contd...

| (11) | (12) | (13) | (14) | (15) | (16) | (17) | (18) | (2) |
|-----------------|--------------------|------------------|--------------------|---------------------|--------------------|--------------------|---------------------|--------------------------|
| 13,094 | 24,83,581 | 4,57,453 | 14,76,879 | 96,26,263 | 6,30,281 | 17,99,885 | 1,20,56,429 | Nagpur |
| 1,230 | 29,890 | 8,109 | 1,98,944 | 3,30,899 | 12,467 | 2,73,450 | 6,16,816 | Bhandara |
| 0 | 34,783 | 3,107 | 18,353 | 1,31,906 | 13,355 | 69,195 | 2,14,456 | Tumsar |
| 0 | 14,077 | 195 | 26,818 | 55,566 | 4,565 | 74,392 | 1,34,523 | Pavni |
| 1,230 | 78,750 | 11,411 | 2,44,115 | 5,18,371 | 30,387 | 4,17,037 | 9,65,795 | Bhandara |
| 0 | 44,610 | 7,622 | 1,69,785 | 4,88,915 | 4,585 | 1,29,881 | 6,23,381 | Gondiya |
| 0 | 95,382 | 1,311 | 7,869 | 1,31,904 | 23 | 20,210 | 1,52,137 | Tiroda |
| 0 | 1,39,992 | 8,933 | 1,77,654 | 6,20,819 | 4,608 | 1,50,091 | 7,75,518 | Gondiya |
| 2,358 | 1,76,569 | 17,560 | 90,521 | 6,12,503 | 32,315 | 4,15,370 | 10,60,188 | Chandrapur |
| 0 | 64,252 | 13,132 | 45,370 | 2,50,106 | 24,904 | 80,993 | 3,56,003 | Ballarpur |
| 777 | 34,507 | 7,444 | 10,122 | 1,16,374 | 3,091 | 1,17,053 | 2,36,518 | Varora |
| 23,953 | 20,513 | 5,042 | 6,370 | 94,728 | 9,566 | 2,20,722 | 3,25,016 | Bhadravati |
| 0 | 21,650 | 3,814 | 1,087 | 49,803 | 1,384 | 36,508 | 87,695 | Mul |
| 0 | 19,869 | 848 | 4,347 | 46,948 | 830 | 87,853 | 1,35,631 | Brahmapuri |
| 0 | 24,208 | 1,553 | 25,975 | 75,373 | 2,704 | 62,114 | 1,40,191 | Rajura |
| 27,088 | 3,61,568 | 49,393 | 1,83,792 | 12,45,835 | 74,794 | 10,20,613 | 23,41,242 | Chandrapur |
| 0 | 1,488 | 8,129 | 51,282 | 1,19,740 | 1,705 | 1,61,161 | 2,82,606 | Gadchiroli |
| 90,520 | 16,611 | 2,267 | 5,014 | 1,38,759 | 4,637 | 1,30,797 | 2,74,193 | Desaiganj |
| 90,520 | 18,099 | 10,396 | 56,296 | 2,58,499 | 6,342 | 2,91,958 | 5,56,799 | Gadchiroli |
| 5,12,557 | 5,44,34,919 | 69,62,282 | 8,77,08,766 | 30,70,19,423 | 5,24,66,305 | 5,07,13,325 | 41,01,99,050 | Maharashtra State |

Source - Directorate of Economics & Statistics, Government of Maharashtra, Mumbai

३४. संकीर्ण

३४.१ या विभागात सावकारीचे व्यवहार, रिझर्व्ह बँकेचे व्यवहार, नोंदलेले दस्तऐवज, विवाह व सार्वजनिक निवडणुकांचे निकाल यासंबंधी आकडेवारी दिलेली आहे. आर्थिक गणनेसंबंधी आकडेवारीही यात दिलेली आहे.

३४.२ राज्यातील सावकारी कर्जाची नियमित देवाण-घेवाण ही मुंबई सावकारी नियंत्रण कायदा, १९४६ नुसार नियंत्रित करण्यात येते. या कायदानुसार सावकाराला ज्या क्षेत्रात व्यवसायासाठी अनुज्ञप्ती मिळाली असेल त्याच क्षेत्रात व अशा अनुज्ञप्तीच्या अटीनुसारच त्याला आपला व्यवसाय करणे आवश्यक असते.

३४.३ ह्या विभागात मुंबई विवाह कायदा, विशेष विवाह कायदा व इतर कायदानुसार राज्यात नोंदलेल्या विवाहांची संख्या देण्यात आली आहे. मुंबई विवाह नोंदणी कायदा, १९५४ हा राज्यातील सर्व महानगरपालिका, नगरपालिका आणि तालुक्यांची मुख्यालये यांना लागू करण्यात आला आहे.

34. MISCELLANEOUS:

34.1. Data on money-lending, operations of Reserve Bank, registration of documents, marriages registered and results of general elections is given in this section. Data on Economic Census is also given.

34.2 The regular transactions of money-lending in the State are controlled under the provisions of the Bombay Money-lenders Act, 1946. According to the Act, the money-lender is required to carry on the business of money-lending only in the area for which he has been granted a licence and in accordance with the terms and conditions of such licence.

34.3 In this section the number of marriages registered in Maharashtra State under Mumbai Marriages Act, Special Marriages Act and other Acts is given. The Bombay Registration of Marriages Act, 1954 is applicable to all the Corporation cities, Municipal towns and headquarters of tahsils.

34. संकिर्ण / MISCELLANEOUS
तक्ता क्रमांक / TABLE NO.34.1

महाराष्ट्रातील विश्रामधामे, विश्रामगृहे व कक्ष संख्या / Districtwise number of Rest Houses and Dak Bungalows
(2013-14)

| अ.क्र. Sr.No. | जिल्हे (2) | विश्रामधाम व विश्रामगृहे Rest Houses & Dak Bungalows (3) | कक्ष संख्या No. of Suites (4) | Districts (2) |
|-------------------------|---------------|--|-------------------------------------|--------------------------|
| (1) | (2) | (3) | (4) | (2) |
| 1 | मुंबई शहर | 8 | 128 | Mumbai City |
| 2 | मुंबई उपनगर | | | Mumbai Suburban |
| 3 | ठाणे | 17 | 60 | Thane |
| 4 | रायगड | 26 | 97 | Raigad |
| 5 | रत्नागिरी | 11 | 66 | Ratnagiri |
| 6 | सिंधुदुर्ग | 16 | 56 | Sindhudurg |
| 7 | नाशिक | 15 | 142 | Nashik |
| 8 | धुळे | 15 | 58 | Dhule |
| 9 | नंदुरबार | 15 | 49 | Nandurbar |
| 10 | जळगाव | 20 | 97 | Jalgaon |
| 11 | अहमदनगर | 27 | 82 | Ahmednagar |
| 12 | पुणे | 30 | 148 | Pune |
| 13 | सातारा | 28 | 68 | Satara |
| 14 | सांगली | 16 | 61 | Sangli |
| 15 | सोलापूर | 21 | 80 | Solapur |
| 16 | कोल्हापूर | 17 | 91 | Kolhapur |
| 17 | औरंगाबाद | 11 | 88 | Aurangabad |
| 18 | जालना | 11 | 37 | Jalna |
| 19 | परभणी | 7 | 33 | Parbhani |
| 20 | हिंगोली | 8 | 30 | Hingoli |
| 21 | बीड | 10 | 37 | Beed |
| 22 | नांदेड | 18 | 76 | Nanded |
| 23 | उस्मानाबाद | 16 | 78 | Osmanabad |
| 24 | लातूर | 17 | 54 | Latur |
| 25 | बुलढाणा | 24 | 103 | Buldhana |
| 26 | अकोला | 12 | 50 | Akola |
| 27 | वाशिम | 8 | 25 | Washim |
| 28 | अमरावती | 24 | 90 | Amravati |
| 29 | यवतमाळ | 28 | 84 | Yavatmal |
| 30 | वर्धा | 13 | 42 | Wardha |
| 31 | नागपूर | 26 | 559 | Nagpur |
| 32 | भंडारा | 9 | 24 | Bhandara |
| 33 | गोंदिया | 5 | 20 | Gondiya |
| 34 | चंद्रपूर | 16 | 54 | Chandrapur |
| 35 | गडचिरोली | 13 | 54 | Gadchiroli |
| महाराष्ट्र राज्य | | 558 | 3,121 | Maharashtra State |

आधार : सार्वजनिक बांधकाम विभाग, महाराष्ट्र शासन, मुंबई.

Source:- Public Works Department, Govt. of Maharashtra, Mumbai.

34. संकिर्ण / MISCELLEANOUS
तक्ता क्रमांक / TABLE NO.34.2

बिगर शेतकी आस्थापनांची संख्या व त्यातील रोजगार / Number of Non-agricultural Establishments and Employment therein
(पाचवी आर्थिक गणना) / (Fifth Economic Census, 2005)

| अ.क्र. Sr.No | जिल्हे | सामान्यतः काम करणारे कामगार | | | | | | | | | Districts |
|-----------------|-------------------------|-----------------------------|------------------|------------------|------------------|------------------|------------------|-----------------------|------------------|------------------|--------------------------|
| | | आस्थापना (संख्या) | | | (संख्या) | | | पगारी कामगार (संख्या) | | | |
| | | ग्रामीण | नागरी | एकूण | ग्रामीण | नागरी | एकूण | ग्रामीण | नागरी | एकूण | |
| (1) | (2) | (3) | (4) | (5) | (6) | (7) | (8) | (9) | (10) | (11) | (2) |
| 1 | मुंबई शहर | 0 | 5,72,198 | 5,72,198 | 0 | 27,490 | 27,490 | 0 | 16,70,376 | 16,70,376 | Mumbai City |
| 2 | मुंबई उपनगर | | | | | | | | | | |
| 3 | ठाणे | 65,503 | 2,59,501 | 3,25,004 | 2,23,768 | 8,83,485 | 11,07,253 | 1,64,429 | 6,10,679 | 7,75,108 | Thane |
| 4 | रायगड | 49,733 | 30,669 | 80,402 | 1,32,621 | 1,07,514 | 2,40,135 | 93,681 | 73,810 | 1,67,491 | Raigad |
| 5 | रत्नागिरी | 48,402 | 11,899 | 60,301 | 1,22,490 | 42,924 | 1,65,414 | 81,490 | 30,897 | 1,12,387 | Ratnagiri |
| 6 | सिंधुदुर्ग | 35,613 | 7,216 | 42,829 | 65,642 | 18,660 | 84,302 | 35,354 | 11,577 | 46,931 | Sindhudurg |
| 7 | नाशिक | 65,403 | 93,754 | 1,59,157 | 1,42,920 | 2,81,332 | 424,252 | 85,596 | 1,78,897 | 2,64,493 | Nashik |
| 8 | धुळे | 39,040 | 21,159 | 60,199 | 66,048 | 60,886 | 126,934 | 32,042 | 38,115 | 70,157 | Dhule |
| 9 | नंदुरबार | 17,310 | 12,687 | 29,997 | 33,905 | 27,490 | 61,395 | 20,375 | 13,807 | 34,182 | Nandurbar |
| 10 | जळगाव | 80,899 | 50,337 | 1,31,236 | 1,15,159 | 1,14,406 | 2,29,565 | 48,292 | 60,669 | 1,08,961 | Jalgaon |
| 11 | अहमदनगर | 1,18,085 | 49,200 | 1,67,285 | 1,77,418 | 1,72,501 | 3,49,919 | 93,978 | 1,17,945 | 2,11,923 | Ahmednagar |
| 12 | पुणे | 1,20,689 | 2,18,932 | 3,39,621 | 2,46,931 | 7,56,803 | 10,03,734 | 1,66,811 | 5,06,096 | 6,72,907 | Pune |
| 13 | सातारा | 1,12,306 | 32,726 | 1,45,032 | 1,56,503 | 82,757 | 2,39,260 | 80,408 | 47,993 | 1,28,401 | Satara |
| 14 | सांगली | 1,28,284 | 39,847 | 1,68,131 | 1,31,247 | 99,854 | 2,31,101 | 67,866 | 62,248 | 1,30,114 | Sangli |
| 15 | सोलापूर | 1,02,400 | 54,742 | 1,57,142 | 1,54,059 | 1,89,725 | 3,43,784 | 92,187 | 1,31,398 | 2,23,585 | Solapur |
| 16 | कोल्हापूर | 2,91,849 | 78,346 | 3,70,195 | 2,07,588 | 1,91,497 | 3,99,085 | 1,15,066 | 1,08,352 | 2,23,418 | Kolhapur |
| 17 | औरंगाबाद | 48,582 | 67,471 | 1,16,053 | 1,02,513 | 1,56,275 | 2,58,788 | 57,503 | 86,183 | 1,43,686 | Aurangabad |
| 18 | जालना | 44,350 | 15,833 | 60,183 | 99,342 | 63,055 | 1,62,397 | 48,416 | 44,151 | 92,567 | Jalna |
| 19 | परभणी | 24,822 | 20,923 | 45,745 | 39,795 | 57,290 | 97,085 | 17,773 | 31,914 | 49,687 | Parbhani |
| 20 | हिंगोली | 16,360 | 5,505 | 21,865 | 25,090 | 15,418 | 40,508 | 11,844 | 11,322 | 23,166 | Hingoli |
| 21 | बीड | 81,904 | 17,661 | 99,565 | 99,462 | 53,163 | 1,52,625 | 52,519 | 34,389 | 86,908 | Beed |
| 22 | नांदेड | 49,042 | 33,136 | 82,178 | 76,706 | 89,389 | 1,66,095 | 36,791 | 54,188 | 90,979 | Nanded |
| 23 | उस्मानाबाद | 52,291 | 14,901 | 67,192 | 89,444 | 41,681 | 1,31,125 | 47,780 | 26,837 | 74,617 | Osmanabad |
| 24 | लातूर | 47,634 | 24,362 | 71,996 | 86,052 | 72,782 | 1,58,834 | 41,321 | 48,898 | 90,219 | Latur |
| 25 | बुलढाणा | 46,937 | 24,777 | 71,714 | 78,214 | 65,741 | 1,43,955 | 36,913 | 39,965 | 76,878 | Buldhana |
| 26 | अकोला | 32,964 | 40,017 | 72,981 | 56,775 | 97,030 | 1,53,805 | 27,995 | 56,168 | 84,163 | Akola |
| 27 | वाशिम | 22,489 | 10,126 | 32,615 | 36,672 | 23,601 | 60,273 | 15,305 | 13,449 | 28,754 | Washim |
| 28 | अमरावती | 47,947 | 52,617 | 1,00,564 | 35,644 | 1,24,793 | 1,60,437 | 36,969 | 68,350 | 1,05,319 | Amravati |
| 29 | यवतमाळ | 60,386 | 29,259 | 89,645 | 1,05,319 | 72,620 | 1,77,939 | 52,821 | 41,795 | 94,616 | Yavatmal |
| 30 | वर्धा | 32,720 | 18,986 | 51,706 | 67,917 | 55,173 | 1,23,090 | 36,969 | 33,837 | 70,806 | Wardha |
| 31 | नागपूर | 61,278 | 1,49,771 | 2,11,049 | 1,08,933 | 4,10,398 | 5,19,331 | 59,464 | 2,50,660 | 3,10,124 | Nagpur |
| 32 | भंडारा | 43,934 | 15,116 | 59,050 | 71,127 | 38,258 | 1,09,385 | 38,556 | 20,751 | 59,307 | Bhandara |
| 33 | गोंदिया | 46,790 | 8,372 | 55,162 | 79,049 | 27,373 | 1,06,422 | 37,637 | 17,284 | 54,921 | Gondiya |
| 34 | चंद्रपूर | 46,546 | 26,786 | 73,332 | 96,556 | 75,564 | 1,72,120 | 44,714 | 45,908 | 90,622 | Chandrapur |
| 35 | गडचिरोली | 27,699 | 6,289 | 33,988 | 54,667 | 17,458 | 72,125 | 29,662 | 10,575 | 40,237 | Gadchiroli |
| | महाराष्ट्र राज्य | 21,10,191 | 21,15,121 | 42,25,312 | 33,85,576 | 46,14,386 | 79,99,962 | 19,08,527 | 45,99,483 | 65,08,010 | Maharashtra State |

आधार : अर्थ व सांख्यिकी संचालनालय, महाराष्ट्र शासन, मुंबई

Source:- Directorate of Economics and Statistics, Govt. of Maharashtra, Mumbai

34. संकिर्ण / MISCELLANEOUS
तक्ता क्रमांक / TABLE NO.34.3

मुंबई सावकार नियंत्रण कायदा, १९४६ खाली दिलेल्या अनुज्ञापतीची जिल्हावार संख्या /
Number of Licences Granted in Each District Under the Mumbai Money-Lenders Act, 1946
(2012-13)

| अ.क्र. Sr.No. | जिल्हे | (०१/०८/२०१२ ते ३१/०७/२०१३) | | | कायदेशीर अनुज्ञापतीधारक सावकारांची संख्या | Districts |
|-------------------------|-------------|---|--|---|--|--------------------------|
| | | अनुज्ञापतीकरिता आलेल्या अर्जांची संख्या No.of applications received for licences | दिलेल्या अनुज्ञापतीची संख्या No.of licences granted | नुतणीकरण केलेल्या अनुज्ञापतीची संख्या No.of licences renewed | | |
| (1) | (2) | (3) | (4) | (5) | (6) | (2) |
| 1 | मुंबई शहर | 1,790 | 282 | 1,508 | 1,790 | Mumbai City |
| 2 | मुंबई उपनगर | | | | | Mumbai Suburban |
| 3 | ठाणे | 872 | 137 | 695 | 832 | Thane |
| 4 | रायगड | 146 | 30 | 116 | 146 | Raigad |
| 5 | रत्नागिरी | 24 | 2 | 22 | 24 | Ratnagiri |
| 6 | सिंधुदुर्ग | 6 | 1 | 5 | 6 | Sindhudurg |
| 7 | नाशिक | 219 | 21 | 198 | 219 | Nashik |
| 8 | धुळे | 19 | 2 | 17 | 31 | Dhule |
| 9 | नंदुरबार | 11 | 0 | 11 | 11 | Nandurbar |
| 10 | जळगाव | 92 | 10 | 82 | 92 | Jalgaon |
| 11 | अहमदनगर | 103 | 7 | 96 | 103 | Ahmednagar |
| 12 | पुणे | 1,581 | 387 | 1,194 | 1,598 | Pune |
| 13 | सातारा | 327 | 56 | 271 | 327 | Satara |
| 14 | सांगली | 451 | 43 | 408 | 451 | Sangli |
| 15 | सोलापूर | 1,161 | 219 | 942 | 1,161 | Solapur |
| 16 | कोल्हापूर | 165 | 16 | 165 | 165 | Kolhapur |
| 17 | औरंगाबाद | 109 | 25 | 84 | 109 | Aurangabad |
| 18 | जालना | 119 | 25 | 94 | 119 | Jalna |
| 19 | परभणी | 103 | 30 | 73 | 103 | Parbhani |
| 20 | हिंगोली | 88 | 26 | 62 | 88 | Hingoli |
| 21 | बीड | 184 | 75 | 109 | 184 | Beed |
| 22 | नांदेड | 191 | 42 | 149 | 191 | Nanded |
| 23 | उस्मानाबाद | 111 | 38 | 73 | 111 | Osmanabad |
| 24 | लातूर | 605 | 191 | 413 | 598 | Latur |
| 25 | बुलढाणा | 45 | 1 | 44 | 139 | Buldhana |
| 26 | अकोला | 168 | 15 | 149 | 195 | Akola |
| 27 | वाशिम | 34 | 9 | 25 | 43 | Washim |
| 28 | अमरावती | 393 | 70 | 323 | 393 | Amravati |
| 29 | यवतमाळ | 89 | 9 | 80 | 89 | Yavatmal |
| 30 | वर्धा | 140 | 5 | 127 | 163 | Wardha |
| 31 | नागपूर | 818 | 136 | 669 | 1,763 | Nagpur |
| 32 | भंडारा | 276 | 27 | 244 | 387 | Bhandara |
| 33 | गोंदिया | 106 | 18 | 88 | 185 | Gondiya |
| 34 | चंद्रपूर | 243 | 12 | 231 | 308 | Chandrapur |
| 35 | गडचिरोली | 55 | 1 | 52 | 52 | Gadchiroli |
| महाराष्ट्र राज्य | | 10,844 | 1,968 | 8,819 | 12,176 | Maharashtra State |

आधार : सहकार आयुक्त आणि निबंधक, सहकारी संस्था, महाराष्ट्र शासन, पुणे.

Source:- Commissioner for Co-operation and Registrar, Co-operative Societies, Government of Maharashtra , Pune.

34. संकिर्ण / MISCELLANEOUS
तक्ता क्रमांक / TABLE NO.34.4

जिल्हावार अनुज्ञप्तीधारक सावकारांच्या व्यवहारांची माहिती / Transactions of Licensed money-lenders in each district
(2012-13)

(₹ लाखात / ₹ in Lakhs)

| अ.क्र. Sr.No. | जिल्हे (2) | सावकारांनी केलेले कर्ज वाटप | | | | | Districts (2) |
|-------------------------|---------------|--|--|---|--|--|--------------------------|
| | | व्यापा-यास दिलेली कर्जे Loans Advanced to traders (3) | बिगर व्यापा-यास दिलेली कर्जे Loans Advanced to Non-Traders (4) | शेतकऱ्यास दिलेली कर्जे Loans Advanced to farmers (6) | इतरांस दिलेली कर्जे Loans Advanced to others (7) | एकूण दिलेली कर्जे Total Loans Advanced (8) | |
| (1) | (2) | (3) | (4) | (6) | (7) | (8) | (2) |
| 1 | मुंबई शहर | 0 | 3,12,179 | 0 | 0 | 3,12,179 | Mumbai City |
| 2 | मुंबई उपनगर | | | | | | Mumbai Suburban |
| 3 | ठाणे | 2,15,857 | 3,09,304 | 0 | 0 | 5,25,161 | Thane |
| 4 | रायगड | 0 | 32,206 | 0 | 0 | 32,206 | Raigad |
| 5 | रत्नागिरी | 0 | 10,627 | 0 | 0 | 10,627 | Ratnagiri |
| 6 | सिंधुदुर्ग | 0 | 2,249 | 0 | 0 | 2,249 | Sindhudurg |
| 7 | नाशिक | 3,881 | 3,15,300 | 1008 | 0 | 3,20,181 | Nashik |
| 8 | धुळे | 240 | 5 | 0 | 0 | 245 | Dhule |
| 9 | नंदुरबार | 209 | 2,205 | 0 | 0 | 2,414 | Nandurbar |
| 10 | जळगाव | 345 | 345 | 0 | 0 | 34,500 | Jalgaon |
| 11 | अहमदनगर | 89,910 | 16,958 | 0 | 0 | 1,06,868 | Ahmednagar |
| 12 | पुणे | 11,38,411 | 7,25,080 | 0 | 0 | 18,63,491 | Pune |
| 13 | सातारा | 1,257 | 953 | 0 | 0 | 2,210 | Satara |
| 14 | सांगली | 1,492 | 2,618 | 223 | 0 | 4,333 | Sangli |
| 15 | सोलापूर | 9,95,680 | 6,60,142 | 0 | 0 | 16,55,822 | Solapur |
| 16 | कोल्हापूर | 146 | 754 | 104 | 0 | 1,004 | Kolhapur |
| 17 | औरंगाबाद | 0 | 6,200 | 0 | 0 | 6,200 | Aurangabad |
| 18 | जालना | 197 | 1,402 | 0 | 0 | 1,599 | Jalna |
| 19 | परभणी | 27,035 | 20,190 | 0 | 0 | 47,225 | Parbhani |
| 20 | हिंगोली | 2,396 | 0 | 0 | 0 | 2,396 | Hingoli |
| 21 | बीड | 0 | 12,930 | 0 | 0 | 37,285 | Beed |
| 22 | नांदेड | 151 | 171 | 0 | 0 | 321 | Nanded |
| 23 | उस्मानाबाद | 70 | 44 | 0 | 0 | 114 | Osmanabad |
| 24 | लातूर | 3,340 | 94 | 0 | 0 | 3,434 | Latur |
| 25 | बुलढाणा | 0 | 904 | 0 | 0 | 904 | Buldhana |
| 26 | अकोला | 0 | 10,05,768 | 0 | 0 | 10,05,768 | Akola |
| 27 | वाशिम | 0 | 816 | 0 | 0 | 816 | Washim |
| 28 | अमरावती | 0 | 8,147 | 0 | 0 | 8,147 | Amravati |
| 29 | यवतमाळ | 0 | 1,01,899 | 0 | 0 | 1,01,899 | Yavatmal |
| 30 | वर्धा | 0 | 1,577 | 0 | 0 | 1,577 | Wardha |
| 31 | नागपूर | 10,660 | 16,040 | 0 | 0 | 2,66,700 | Nagpur |
| 32 | भंडारा | 398 | 1,351 | 0 | 0 | 1,749 | Bhandara |
| 33 | गोंदिया | 9,740 | 83,245 | 0 | 0 | 92,985 | Gondiya |
| 34 | चंद्रपूर | 0 | 1,02,734 | 0 | 0 | 1,02,734 | Chandrapur |
| 35 | गडचिरोली | 0 | 733 | 0 | 0 | 733 | Gadchiroli |
| महाराष्ट्र राज्य | | 25,01,415 | 37,55,170 | 1335 | 0 | 65,56,075 | Maharashtra State |

आधार : सहकार आयुक्त आणि निबंधक, सहकारी संस्था, महाराष्ट्र शासन, पुणे.

Source:- Commissioner for Co-operation and Registrar, Co-operative Societies, Government of Maharashtra, Pune.

**34. संकिर्ण /
तक्ता क्रमांक /
भारतीय रिझर्व बँकेसंबंधी आर्थिक आकडेवारी /
(2013-**

| वर्षातील शेवटचा शुक्रवार Last Friday of the year (1) | चलन विभाग / Issue Department | | | | | | बँक व्यवहार विभाग / जबाबदारी / ठेवी / | | |
|---|---|---|--|--|---|---|---|---|-----------------------|
| | जबाबदारी / Liabilities | | मालमत्ता / Assets | | | | केंद्र शासन Central Government of India rupee securities (8) | राज्य शासन State Govern- nment (9) | इतर Others (10) |
| | चलनात असलेल्या नोटा Notes in circulation (2) | एकूण तयार केलेल्या नोटा Total notes issued (3) | सोन्याची नाणी व लगडी Gold coin and bullion (4) | परदेशी रोखे Foreign securities (5) | रुपये नाणी (अ) Rupee coin (a) (6) | भारत सरकारचे रुपयातील रोखे Government of India rupee securities (7) | | | |
| 1960-61 | 1,985 | 1,993 | 118 | 123 | 120 | 1,632 | 76 | 29 | 159 |
| 1970-71 | 4,212 | 4,221 | 183 | 273 | 52 | 3,714 | 251 | 13 | 289 |
| 1980-81 | 13,733 | 13,755 | 226 | 2,364 | 56 | 11,110 | 778 | 11 | 5,732 |
| 1990-91 | 53,784 | 53,807 | 6,654 | 200 | 29 | 46,924 | 61 | 33 | 38,448 |
| 1995-96 | 1,20,073 | 1,20,107 | 13,751 | 10,200 | 115 | 96,041 | 54 | 18 | 58,235 |
| 1996-97 | 1,34,889 | 1,34,907 | 11,922 | 25,200 | 144 | 97,640 | 53 | 44 | 58,239 |
| 1997-98 | 1,48,520 | 1,48,550 | 9,877 | 45,700 | 27 | 92,946 | 51 | 402 | 64,666 |
| 1998-99 | 1,72,541 | 1,72,573 | 10,310 | 50,700 | 71 | 1,11,492 | 51 | 17 | 71,690 |
| 1999-00 | 1,92,483 | 1,92,535 | 10,598 | 72,700 | 102 | 1,09,134 | 500 | 41 | 86,010 |
| 2000-01 | 2,12,858 | 2,12,937 | 10,324 | 91,700 | 78 | 1,10,835 | 100 | 41 | 87,687 |
| 2007-08 | 5,82,055 | 5,82,075 | 31,170 | 5,49,722 | 136 | 1,046 | 83,645 | 41 | 6,67,381 |
| 2008-09 | 6,81,099 | 6,82,113 | 39,862 | 6,40,107 | 98 | 1,046 | 88,177 | 41 | 3,03,602 |
| 2009-10 | 7,88,279 | 7,88,299 | 42,543 | 7,44,440 | 269 | 1,046 | 2,838 | 41 | 3,64,269 |
| 2010-11 | 9,36,935 | 9,36,949 | 53,748 | 8,81,921 | 234 | 1,046 | 100 | 41 | 4,35,950 |
| 2011-12 | 10,53,786 | 10,53,799 | 72,443 | 9,80,225 | 84 | 1,046 | 18,420 | 42 | 3,68,710 |
| 2012-13 | 11,75,635 | 11,75,645 | 73,222 | 11,01,188 | 187 | 1,046 | 67,519 | 42 | 3,34,194 |
| 2013-14 | 12,83,735 | 12,83,748 | 67,919 | 12,14,654 | 128 | 1,046 | 86,770 | 42 | 4,45,432 |

टिप : (अ) भारत सरकारच्या रुपयांच्या नोटा धरून /

(ब) भरलेले भांडवल आणि राखीव भांडवल /

(क) रोखे आणि अल्प मुदतीचे रोखे धरून /

आधार : रिझर्व बँक ऑफ इंडिया, बुलेटीन, मार्च, २०१४ /

MISCELLANEOUS
TABLE NO.34.5
Financial Statistics relating to the Reserve Bank of India
-14)

(₹ कोटीत / ₹ in crores)

| Banking Department | | बँक व्यवहार विभाग / Banking Department | | | | | | |
|--------------------|-------------|--|-----------|-------------|-----------|---------------|----------|----------|
| Liabilities | | मालमत्ता / Assets | | | | | | |
| Deposits | | ठेवी / Deposits | | | | | | |
| एकूण इतर | इतर | एकूण | नोटा व | परदेशात | कर्जे | खरेदी केलेली | गुंतवणूक | इतर |
| धरुन | जबाबदा-या | ताळेबंद | नाणी | असलेली | व आगाऊ | बीले आणि वटाव | Invest- | मालमत्ता |
| Total | (ब) | Total | Notes | शिल्लक (क) | रकमा | Bills | ments | Other |
| including | Others | liabilities | and coins | Balance | Loans and | purchased | | assets |
| others | liabilities | or assets | | held | advances | and | | |
| (11) | (b) | (13) | (14) | abroad (c) | (16) | discounted | (18) | (19) |
| 264 | 231 | 495 | 8 | 13 | 225 | 39 | 181 | 20 |
| 553 | 689 | 1,242 | 10 | 77 | 958 | 38 | 113 | 46 |
| 6,521 | 5,108 | 11,629 | 23 | 1,956 | 3,504 | 3,162 | 1,593 | 1,390 |
| 38,542 | 28,342 | 66,884 | 23 | 4,008 | 18,516 | 1,384 | 40,286 | 2,666 |
| 58,307 | 39,176 | 97,481 | 35 | 43,623 | 15,724 | 772 | 29,173 | 8,153 |
| 57,336 | 38,774 | 96,112 | 19 | 44,350 | 11,963 | 7,846 | 23,590 | 8,345 |
| 65,119 | 48,631 | 1,13,748 | 31 | 41,633 | 13,963 | 0 | 48,482 | 9,640 |
| 71,758 | 62,215 | 1,33,971 | 33 | 52,310 | 17,003 | 0 | 55,112 | 6,641 |
| 86,551 | 74,102 | 1,60,654 | 52 | 53,313 | 36,909 | 0 | 62,660 | 7,739 |
| 87,828 | 84,199 | 1,72,028 | 80 | 92,600 | 28,143 | 0 | 43,127 | 8,078 |
| 4,53,165 | 2,14,216 | 7,51,067 | 20 | 6,49,661 | 4,579 | 0 | 85,607 | 11,201 |
| 3,91,820 | 4,06,582 | 7,98,402 | 14 | 5,91,007 | 23,521 | 0 | 1,59,320 | 24,540 |
| 3,67,148 | 3,17,136 | 6,84,284 | 20 | 4,06,134 | 1,620 | 0 | 2,24,311 | 52,199 |
| 4,36,091 | 3,65,744 | 8,01,836 | 14 | 3,43,867 | 7,465 | 0 | 3,94,386 | 56,103 |
| 3,87,173 | 6,03,277 | 9,90,449 | 13 | 3,53,494 | 8,874 | 0 | 5,53,259 | 74,809 |
| 4,01,755 | 6,93,835 | 10,95,591 | 9 | 3,16,908 | 42,233 | 0 | 6,58,346 | 78,094 |
| 5,32,244 | 8,49,350 | 13,81,594 | 13 | 4,58,011 | 57,296 | 0 | 7,84,835 | 81,438 |

Including Government of India Rupee notes.

Including Paid Up Capital and reserves.

Including cash and Short term securities.

Reserve Bank of India, Bulletin, March, 2014.

34. संकिर्ण / MISCELLANEOUS

तक्ता क्रमांक / TABLE NO.34.6

नोंदलेल्या दस्तऐवजांची संख्या, वर्णन व हस्तांतरित केलेल्या मिळकतीचे मूल्य /
Number and Description of Registered documents and value of Property Transferred
(2013-14)

(₹ लाखात / ₹ in Lakhs)

| अ.क्र. Sr. No. | जिल्हे | स्थावर मिळकतीबाबतच्या नोंदी Registrations affecting immovable property | | | | | | | जंगम मिळकतीबाबतच्या नोंदी Registration affecting movable property | | Districts (2) |
|----------------------|-------------------------|---|---------------------------------------|----------------------------------|------------------------------------|----------------------------------|-------------------------------|----------------------------------|--|-------------------------------------|--------------------------|
| | | नोंदणी कार्यालय Registr- ation Offices | सक्तीची / Compulsory संख्या No. | एकूण मूल्य Aggregate value | ऐच्छिक / Optional संख्या No. | एकूण मूल्य Aggregate value | एकूण / Total संख्या No. | एकूण मूल्य Aggregate value | संख्या No. | एकूण मूल्य Aggregate value | |
| (1) | (2) | (3) | (4) | (5) | (6) | (7) | (8) | (9) | (10) | (11) | (2) |
| 1 | मुंबई शहर | 5 | 34,867 | 78,69,645 | 3,790 | 0 | 38,657 | 78,69,645 | 0 | 0 | Mumbai City |
| 2 | मुंबई उपनगर | 19 | 1,80,248 | 1,37,23,523 | 10,143 | 4,190 | 1,90,391 | 1,37,27,713 | 0 | 0 | Mumbai Suburban |
| 3 | ठाणे | 40 | 2,27,153 | 1,20,74,927 | 42,731 | 80,07,165 | 2,69,884 | 2,00,82,092 | 5 | 0 | Thane |
| 4 | रायगड | 20 | 93,128 | 77,40,125 | 1,242 | 1 | 94,370 | 77,40,126 | 0 | 0 | Raigad |
| 5 | रत्नागिरी | 9 | 19,676 | 9,80,794 | 5,978 | 5,06,737 | 25,654 | 14,87,531 | 3 | 0 | Ratnagiri |
| 6 | सिंधुदुर्ग | 8 | 12,569 | 69,208 | 810 | 213 | 13,379 | 69,421 | 0 | 0 | Sindhudurg |
| 7 | नाशिक | 26 | 1,21,384 | 18,70,988 | 10,952 | 13,686 | 1,32,336 | 18,84,674 | 2,474 | 2,061 | Nashik |
| 8 | धुळे | 6 | 29,333 | 3,60,102 | 641 | 1 | 29,974 | 3,60,103 | 0 | 0 | Dhule |
| 9 | नंदुरबार | 7 | 15,158 | 2,56,709 | 313 | 89 | 15,471 | 2,56,798 | 17 | 0 | Nandurbar |
| 10 | जळगाव | 20 | 84,936 | 4,25,531 | 5,086 | 20,086 | 90,022 | 4,45,617 | 604 | 2,905 | Jalgaon |
| 11 | अहमदनगर | 17 | 75,954 | 3,52,254 | 670 | 67,300 | 76,624 | 4,19,554 | 1,104 | 7,129 | Ahmednagar |
| 12 | पुणे | 48 | 3,44,261 | 56,04,634 | 15,429 | 91,94,458 | 3,59,690 | 1,47,99,092 | 25,716 | 1,87,297 | Pune |
| 13 | सातारा | 15 | 54,307 | 4,17,873 | 14,626 | 1,55,897 | 68,933 | 5,73,770 | 1,085 | 49,947 | Satara |
| 14 | सांगली | 13 | 48,763 | 2,73,461 | 1,710 | 6,702 | 50,473 | 2,80,164 | 499 | 0 | Sangli |
| 15 | सोलापूर | 16 | 81,001 | 7,59,114 | 2,666 | 8,318 | 83,667 | 7,67,432 | 0 | 0 | Solapur |
| 16 | कोल्हापूर | 18 | 65,952 | 3,58,096 | 2,686 | 17,685 | 68,638 | 3,75,781 | 1,611 | 179 | Kolhapur |
| 17 | औरंगाबाद | 13 | 65,483 | 90,892 | 2,385 | 1,179 | 67,868 | 92,072 | 70 | 6 | Aurangabad |
| 18 | जालना | 9 | 31,576 | 1,74,448 | 230 | 98 | 31,806 | 1,74,546 | 0 | 0 | Jalna |
| 19 | परभणी | 9 | 27,405 | 47,554 | 240 | 0 | 27,645 | 47,554 | 0 | 0 | Parbhani |
| 20 | हिंगोली | 5 | 16,376 | 49,874 | 365 | 332 | 16,741 | 50,206 | 0 | 0 | Hingoli |
| 21 | बीड | 12 | 47,662 | 54,92,209 | 1,861 | 6,47,691 | 49,523 | 61,39,900 | 0 | 0 | Beed |
| 22 | नांदेड | 18 | 41,855 | 73,595 | 2,776 | 194 | 44,631 | 73,789 | 10 | 0 | Nanded |
| 23 | उस्मानाबाद | 8 | 24,400 | 1,02,713 | 153 | 1 | 24,553 | 1,02,714 | 96 | 5 | Osmanabad |
| 24 | लातूर | 12 | 37,513 | 76,763 | 522 | 509 | 38,035 | 77,273 | 145 | 0 | Latur |
| 25 | बुलढाणा | 14 | 52,509 | 1,81,212 | 3,110 | 302 | 55,619 | 1,81,514 | 305 | 18 | Buldhana |
| 26 | अकोला | 9 | 35,490 | 26,49,620 | 1,272 | 0 | 36,762 | 26,49,619 | 0 | 0 | Akola |
| 27 | वाशिम | 6 | 17,687 | 2,31,575 | 749 | 0 | 18,436 | 2,31,575 | 0 | 0 | Washim |
| 28 | अमरावती | 16 | 59,578 | 2,06,629 | 345 | 399 | 59,923 | 2,07,027 | 576 | 2 | Amravati |
| 29 | यवतमाळ | 17 | 37,950 | 2,15,552 | 1,635 | 77 | 39,585 | 2,15,629 | 0 | 0 | Yavatmal |
| 30 | वर्धा | 9 | 23,574 | 1,23,225 | 1,163 | 132 | 24,737 | 1,23,357 | 0 | 0 | Wardha |
| 31 | नागपूर | 21 | 88,709 | 95,65,629 | 10,886 | 8,67,360 | 99,595 | 1,04,32,989 | 1,080 | 1,178 | Nagpur |
| 32 | भंडारा | 7 | 14,097 | 9,40,032 | 458 | 55 | 14,555 | 9,40,087 | 0 | 0 | Bhandara |
| 33 | गोंदिया | 8 | 11,444 | 69,07,894 | 402 | 75 | 11,846 | 69,07,970 | 0 | 0 | Gondiya |
| 34 | चंद्रपूर | 16 | 25,554 | 45,69,189 | 1,078 | 40 | 26,632 | 45,69,229 | 0 | 0 | Chandrapur |
| 35 | गडचिरोली | 10 | 3,460 | 7,032 | 70 | 0 | 3,530 | 7,032 | 13 | 0 | Gadchiroli |
| | महाराष्ट्र राज्य | 506 | 21,51,012 | 8,48,42,620 | 1,49,173 | 1,95,20,974 | 23,00,185 | 10,43,63,594 | 35,413 | 2,50,729 | Maharashtra State |

आधार : नोंदणी महानिरीक्षक यांचे कार्यालय, महाराष्ट्र शासन, पुणे

Source:- Office of the Inspector-General of Registration, Govt. of Maharashtra, Pune.

34. संकिर्ण / MISCELLANEOUS

तक्ता क्रमांक / TABLE NO.34.7

महाराष्ट्र राज्यातील नोंदलेल्या विवाहांची संख्या / Number of Marriages Registered in the State of Maharashtra
(2013-14)

| अ.क्र. Sr.No. | वर्ष Year | बृहन्मुंबई विवाह कायदयाखालील Under Mumbai Marriage Act | विशेष विवाह कायदयाखालील Under Special Marriage Act | इतर कायदयाखालील Under Other Act | एकूण Total |
|------------------|--------------|---|---|--|---------------|
| (1) | (2) | (3) | (4) | (5) | (6) |
| 1 | 1966-67 | 20,583 | 1,129 | 460 | 22,172 |
| 2 | 1970-71 | 21,453 | 3,359 | 438 | 25,250 |
| 3 | 1980-81 | 26,609 | 2,061 | 18 | 28,688 |
| 4 | 1990-91 | 52,931 | 6,477 | 141 | 59,549 |
| 5 | 1995-96 | 65,714 | 5,741 | 135 | 71,590 |
| 6 | 1997-98 | 1,40,438 | 14,294 | 2 | 1,54,734 |
| 7 | 1998-99 | 1,80,356 | 9,141 | 180 | 1,89,677 |
| 8 | 1999-00 | 44,435 | 8,930 | 30 | 53,395 |
| 9 | 2000-01 | 35,920 | 8,641 | 300 | 44,861 |
| 10 | 2001-02 | 36,212 | 10,428 | 675 | 47,315 |
| 11 | 2002-03 | 27,673 | 6,126 | 17 | 33,816 |
| 12 | 2006-07 | 61,374 | 12,124 | 14 | 73,512 |
| 13 | 2007-08 | 63,050 | 13,279 | 48 | 76,377 |
| 14 | 2008-09 | 29,486 | 24,828 | 20 | 54,334 |
| 15 | 2009-10 | 24,251 | 15,400 | 934 | 40,585 |
| 16 | 2010-11 | 0 | 17,982 | 1,252 | 19,234 |
| 17 | 2011-12 | 0 | 16,655 | 501 | 17,156 |
| 18 | 2012-13 | 0 | 17,176 | 1,867 | 19,043 |
| 19 | 2013-14 | 0 | 17,979 | 2,116 | 20,095 |

आधार : नोंदणी महानिरीक्षक यांचे कार्यालय, महाराष्ट्र शासन, पुणे

Source:- Office of the Inspector-General of Registration, Govt. of Maharashtra, Pune.