

**ANALYSIS OF  
BUDGETED EXPENDITURE  
ON EDUCATION  
2018-19 to 2020-21**



सत्यमेव जयते

**GOVERNMENT OF INDIA  
MINISTRY OF EDUCATION  
(DEPARTMENT OF HIGHER EDUCATION)  
PLANNING, MONITORING AND STATISTICS BUREAU  
NEW DELHI  
2022**



**ANALYSIS OF  
BUDGETED EXPENDITURE  
ON EDUCATION  
2018-19 to 2020-21**



सत्यमेव जयते

**GOVERNMENT OF INDIA  
MINISTRY OF EDUCATION  
(DEPARTMENT OF HIGHER EDUCATION)  
PLANNING, MONITORING AND STATISTICS BUREAU  
NEW DELHI  
2022**



**LIST OF OFFICERS INVOLVED IN PUBLICATION  
“ANALYSIS OF BUDGETED EXPENDITURE ON EDUCATION  
2018-19 TO 2020-21”**

1. Ms. Diksha Sachdeva, Assistant Director
2. Shri Ritesh Patel, Assistant Director
3. Shri Vishal Mani Bhatt, SSO
4. Shri Jai Bhagwan, JSO
5. Shri Devender Kumar, JSO
6. Shri Ranjan Abhishek, JSO
7. Dr. Pravin Kumar, Consultant
8. Shri Ankit Wats, Young Professional
9. Shri Sanjeev Kumar, Data Entry Operator
10. Shri Vikas Mehta, Data Entry Operator





सत्यमेव जयते



एक कदम स्वच्छता की ओर



सूचना का  
अधिकार

भारत सरकार  
शिक्षा मंत्रालय  
उच्चतर शिक्षा विभाग  
शास्त्री भवन  
नई दिल्ली - 110 115  
GOVERNMENT OF INDIA  
MINISTRY OF EDUCATION  
DEPARTMENT OF HIGHER EDUCATION  
SHASTRI BHAVAN  
NEW DELHI-110 115

R. Rajesh  
Deputy Director General

## PREFACE

The **Analysis of Budgeted Expenditure on Education** is a unique annual publication of Ministry of Education (MoE) which is the only comprehensive source of information of expenditure on education, including sector-wise information i.e. Elementary, Secondary, University & Higher, Technical and Adult Education & Language Development. This is a mammoth exercise in which the Expenditure on Education is gleaned from Budget documents of all Central Ministries/ Departments and the budget documents of all respective Departments of all States/UTs. This publication also presents the Sector-wise public expenditure on education as percentage of GDP for the years 2018-19 to 2020-21. It also includes the public expenditure on education by Education Department and also the Other Departments, as percentage of GDP from 2000-2001 to 2020-21 representing total expenditure incurred by Centre and States on education.

I extend my gratitude to all the States and UTs who have provided Budget document to this Ministry. I also appreciate all the officers and staff for putting in the huge exercise of compilation work (from about 900-1000 books of Detailed Demand for Grants and examining around 80,000 pages) for bringing out this publication. I also thank Secretary, Higher Education for the guidance and encouragement given by him. This publication would be useful for various stakeholders, policy makers and researchers.

*R. Rajesh*  
(R. Rajesh)

Deputy Director General







## CONTENTS

<b>A. ANALYSIS OF BUDGETED EXPENDITURE ON EDUCATION</b>		<b>1-9</b>
1	Introduction	1
2	Analysis of Budgeted Expenditure	3
3	Expenditure on Education as percentage of Gross Domestic Product (GDP)/Gross State Domestic Product (GSDP)	7
4	Explanatory note on Sector-wise Expenditure on Education	9
<b>B. ANALYTICAL TABLES</b>		<b>13-21</b>
<b>Table No.</b>	<b>Description</b>	
1	Budgeted Expenditure on Education by Education Departments and other Departments (Revenue + Capital + Loans & Advances)	<b>13</b>
2	Budgeted Expenditure on Education and Training (Revenue Account)	14
3	Budgeted Expenditure on Education by Ministry of Education of Central Government (Revenue Account)	15
4	Public Expenditure on Education as percentage of GDP from 2000-01 to 2020-21	16
5	Public Expenditure on Education as percentage of GDP Sector-wise (Estimated)	17
6(a)	Relationship between Budgeted Expenditure on Education and Gross State Domestic Product (GSDP) of States and UTs during 2018-19 (Actual)	18
6(b)	Relationship between Budgeted Expenditure on Education and Gross State Domestic Product (GSDP) of States & UTs during 2019-20 (Revised Estimate)	19
6(c)	Relationship between Budgeted Expenditure on Education and Gross State Domestic Product (GSDP) of States & UTs during 2020-21 (Budget Estimate)	20
7	Total Budget (State & Centre) Revenue, Capital and Loans & advances	21
<b>C. STATISTICAL STATEMENTS</b>		<b>25-110</b>
<b>Statement No.</b>	<b>Description</b>	
<b>1</b>	<b>Budgeted Provision for Education &amp; Training at the Centre (Revenue Account)- Total</b>	<b>25</b>
1a	Education (Revenue Account)	26
1b	Training (Revenue Account)	27
2(a)	Budgeted Expenditure on Education & Training by Education and Other departments for 2018-19 (Actual) (Revenue Account)	28
2(b)	Budgeted Expenditure on Education & Training by Education and Other departments (Revenue Account) for 2019-20 (Revised Estimate)	29

2(c)	Budgeted Expenditure on Education & Training by Education and Other departments (Revenue Account) for 2020-21 (Budget Estimate)	30
3	Total State Budget and Expenditure on Education and Training (Revenue Account)	31
<b>4</b>	<b>Budgeted Expenditure on Elementary Education (Revenue Account)- Total Expenditure</b>	<b>32</b>
4.1	Direction, Inspection & Administration (Revenue Account)	33
4.2	Government Primary Schools (Revenue Account)	34
4.3	Assistance to Non-Govt. Primary Schools (Revenue Account)	35
4.4	Assistance to Local Bodies for Primary Education (Revenue Account)	36
4.5	Teacher's Training (Revenue Account)	37
4.6	Scholarships (Revenue Account)	38
4.7	Text Books (Revenue Account)	39
4.8	Non-Formal Education (Revenue Account)	40
4.9	Mid Day Meal (State Share) (Revenue Account)	41
4.10	SSA (Revenue Account)	42
4.11	Finance Commission Recommendation (Revenue Account)	43
4.12	Other Expenditure (Revenue Account)	44
<b>5</b>	<b>Budgeted Expenditure on Secondary Education (Revenue Account)- Total Expenditure</b>	<b>45</b>
5.1	Direction, Inspection & Administration (Revenue Account)	46
5.2	Government Secondary Schools (Revenue Account)	47
5.3	Assistance to Non-Govt. Secondary Schools (Revenue Account)	48
5.4	Assistance to Local Bodies for Secondary Schools (Revenue Account)	49
5.5	Scholarships (Revenue Account)	50
5.6	Teacher's Training (Revenue Account)	51
5.7	Text Books (Revenue Account)	52
5.8	Vocational Education (Revenue Account)	53
5.9	Other Expenditure (Revenue Account)	54
<b>6</b>	<b>Budgeted Expenditure on Adult Education (Revenue Account)- Total Expenditure</b>	<b>55</b>
6.1	Direction & Administration (Revenue Account)	56
6.2	Rural Functional Literacy Programme (Revenue Account)	57
6.3	State Adult Education Programme (Revenue Account)	58

6.4	Other Adult Education Programme (Revenue Account)	59
6.5	Other Expenditure (Revenue Account)	60
<b>7</b>	<b>Budgeted Expenditure on University/Scholarship/DL Education (Revenue Account)- Total Expenditure</b>	<b>61</b>
7.1	Direction & Administration (Revenue Account)	62
7.2	Assistance to Universities (Revenue Account)	63
7.3	Government Colleges (Revenue Account)	64
7.4	Assistance to Non-Govt. Colleges (Revenue Account)	65
7.5	Scholarships (Revenue Account)	66
7.6	Other Expenditure (Revenue Account)	67
<b>8</b>	<b>Budgeted Expenditure on Technical Education (Revenue Account)- Total Expenditure</b>	<b>68</b>
8.1	Direction & Administration (Revenue Account)	69
8.2	Technical Schools (Revenue Account)	70
8.3	Polytechnics (Revenue Account)	71
8.4	Assistance to Universities for Technical Education (Revenue Account)	72
8.5	Assistance to Non-Govt. Colleges and Institutions (Revenue Account)	73
8.6	Engineering Colleges and Institutions (Revenue Account)	74
8.7	Scholarships (Revenue Account)	75
8.8	Training (Revenue Account)	76
8.9	Other Expenditure (Revenue Account)	77
<b>9</b>	<b>Budgeted Expenditure on General Education (Revenue Account)- Total Expenditure</b>	<b>78</b>
9.1	Direction & Administration (Revenue Account)	79
9.2	Scholarships (Revenue Account)	80
9.3	Research (Revenue Account)	81
9.4	Training (Revenue Account)	82
9.5	Other Expenditure (Revenue Account)	83
<b>10</b>	<b>Budgeted Expenditure on Language Education (Revenue Account)- Total Expenditure</b>	<b>84</b>
10.1	Direction & Administration (Revenue Account)	85
10.2	Promotion of Modern Indian Languages & Literature (Revenue Account)	86
10.3	Sanskrit Education (Revenue Account)	87

10.4	Commercial Institutes (Revenue Account)	88
10.5	Other Expenditure (Revenue Account)	89
11	Budgeted Expenditure on Education of the Education Departments according to Heads of Charges (Revenue Account) for 2018-19 (Actual)	90-91
11(a)	Budgeted Expenditure on Education of the Education Departments according to Heads of Charges (Capital Account) for 2018-19 (Actual)	92
11(b)	Budgeted Expenditure on Education of the Education Departments according to Heads of Charges (Loans and Advances Account) for 2018-19 (Actual)	93
12	Budgeted Expenditure on Education of the Education Departments according to Heads of Charges (Revenue Account) for 2019-20 (Revised Estimate)	94
12(a)	Budgeted Expenditure on Education of the Education Departments according to Heads of Charges (Capital Account) for 2019-20 (Revised Estimate)	96
12(b)	Budgeted Expenditure on Education of the Education Departments according to Heads of Charges (Loans and Advances Account) for 2019-20 (Revised Estimate)	97
13	Budgeted Expenditure on Education of the Education Departments according to Heads of Charges (Revenue Account) for 2020-21 (Budget Estimate)	98-99
13(a)	Budgeted Expenditure on Education of the Education Departments according to Heads of Charges (Capital Account) for 2020-21 (Budget Estimate)	100
13(b)	Budgeted Expenditure on Education of the Education Departments according to Heads of Charges (Loans and Advances Account) for 2020-21 (Budget Estimate)	101
14	Sector-wise Expenditure on Education by Education Departments States/ UTs and Centre for 2018-19 (Actual) (Revenue Account)	102
15	Sector-wise Expenditure on Education by Education Departments States/ UTs and Centre for 2019-20 (Revised Estimate) (Revenue Account)	103
16	Sector-wise Expenditure on Education by Education Departments States/ UTs and Centre for 2020-21 (Budget Estimate) (Revenue Account)	104
17	Budget Provisions for Centre & State Education Departments under Revenue Account, Capital Account Out-Side Revenue Account & Loans and Advances Account for 2018-19 (Actual)	105-106
18	Budget Provisions for Centre & State Education Departments under Revenue Account, Capital Account Out -Side Revenue Account & Loans and Advances Account for 2019-20 (Revised Estimate)	107-108
19	Budget Provisions for Centre & State Education Departments under Revenue Account, Capital Account Out -Side Revenue Account & Loans and Advances Account for 2020-21 (Budget Estimate)	109-110

# OVERVIEW



# ANALYSIS OF BUDGETED EXPENDITURE ON EDUCATION

## 1. INTRODUCTION

1.1 This publication gives the details of the public expenditure budgeted by the education departments of the States/UTs and the Centre for various sub-sectors of Education. Departments other than the Department of Education also incur some expenditure on education and an effort has been made to include the budget estimates of their expenditure on education in order to get the complete picture of public expenditure on education in the country. The expenditure of other departments also includes the expenditure on training and research and development activities. "The expenditure incurred on Centrally Sponsored Scheme of the Ministries/Departments of the Central Government is included in the Central Budget and therefore, to avoid double counting, same has been excluded from the State's Budget".

1.2 The total amount of budget provisions on the revenue account made for education for the year 2020-21 by education departments for the States/UTs and the Centre works out to Rs. 625373.95 crore (Rs.528299.93 crore in State Sector and Rs.97074.42 crore in the Central sector) which is 9.35% more than the revised estimates of Rs.571904.19 crore for 2019-20. This amount constitutes 9.97% of the total budget provisions made on the revenue account in the States and at the Centre.

1.3 Apart from the revenue account, the Education Departments of States/UTs also make some provisions for capital works. The total budget estimates on the capital accounts (including loans) accounted for Rs.22601.24 crore. Taking into account both the revenue as well as the capital account, the total budget estimates for education for 2020-21 of the State Education Departments and the Education Departments of the Centre works out to Rs. 647116.5 crore, (which is 8.96% of the total budget estimates).

1.4 The total budgeted expenditure (Revenue Account) for 2020-21 on education made by the departments other than Department of Education works out to Rs.271860.86 crore. Accordingly the expenditure on Education by all the Departments/the total budgeted expenditure for education is given in the following table.

### Expenditure on Education 2020-21 Budget Estimate (Revenue Account)

	Centre	States/UTs	Total
Expenditure (Rs. in crore)	219516.03	681047.83	919145.19
Percentage Share with respect to total	24.27 %	75.73 %	100 %

1.5 It is observed from the table that the States/UTs are contributing about 76% of the total revenue expenditure on education in the country while centre contributes about 24% to the education sector as a whole. The total revenue account of Rs.919145.19 crore constitutes 14.65% of the total budget of the Centre and the States/UTs for 2020-21.

1.6 The following table indicates the Sector-wise Expenditure on Education incurred by Education Departments of both Centre and States.

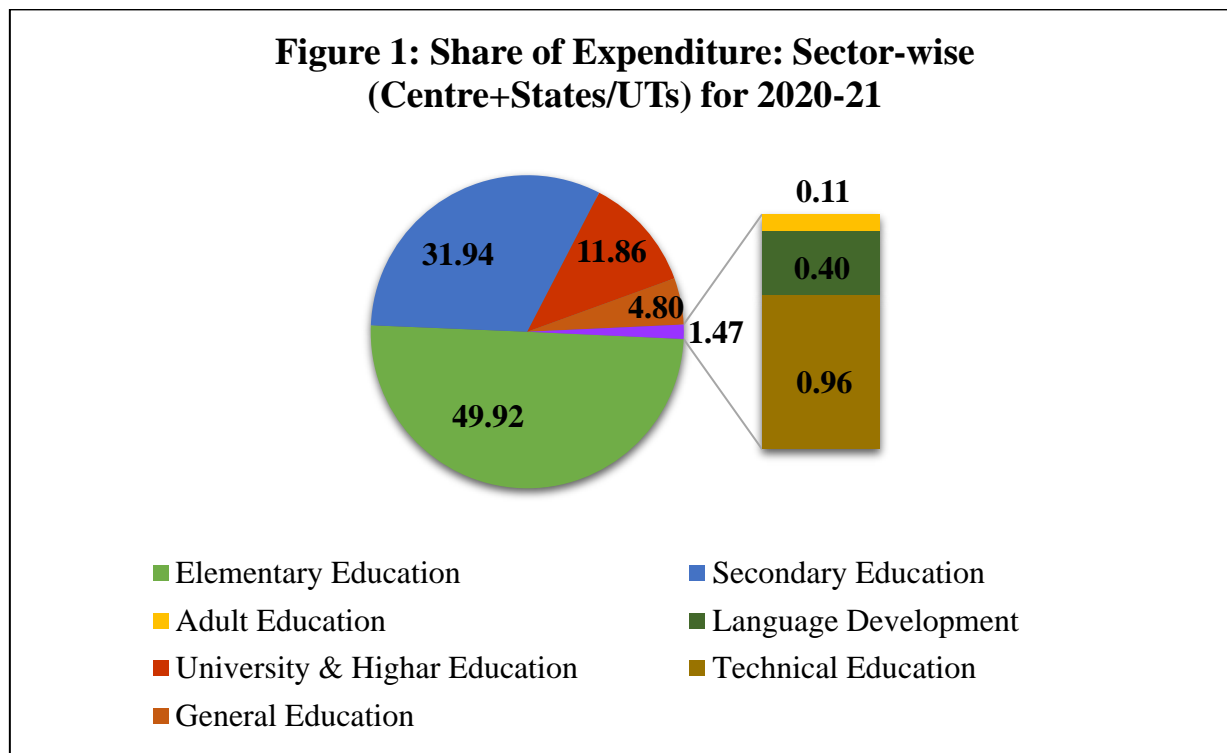
**Sector-wise Expenditure on Education by Education Department (Revenue Account)  
with percentage share Centre and States/UTs 2020-21 (BE)**  
(Rs.in crore)

Sector	States / UTs Expenditure	State %age Share	Centre Expenditure	Centre %age Share	Total Expenditure	Total %age Share
(1)	(2)	(3)	(4)	(5)	(6)	(7)
Elementary Education	262215.98	49.63	50000.80	51.51	312216.78	49.92
Secondary Education	189917.51	35.95	9810.30	10.11	199727.81	31.94
Adult Education	637.73	0.12	23.80	0.02	661.53	0.11
Language Development	1984.86	0.38	535.93	0.55	2520.79	0.40
University & Higher Education	53615.15	10.15	20569.31	21.19	74184.46	11.86
Technical Education	14500.58	2.74	15532.80	16.00	30033.38	4.80
General Education	5428.13	1.03	601.08	0.62	6029.21	0.96
<b>Total Education</b>	<b>528299.93</b>	<b>100.00</b>	<b>97074.02</b>	<b>100.00</b>	<b>625373.95</b>	<b>100.00</b>

1.7 Elementary Education accounted for 49.92% of the total expenditure on education in 2020-21, followed by Secondary Education, which was 31.94%. The share of University & Higher Education and Technical Education was 11.86% and 4.80% respectively.



1.8 Sector-wise expenditure on education for 2020-21 has been depicted in the Figure-1.



## 2. ANALYSIS OF BUDGETED EXPENDITURE

2.1 Table (1) summarizes the total budget provisions for education by the Education Departments and other Departments under Revenue, Capital & Loans and Advances accounts for Centre and States/UTs separately.

2.2 Budget provisions for education and training in 2020-21 have gone up to Rs.941746.42 crore (Rs.919145.19 crore under the Revenue Account, Rs. 21742.55 crore under the Capital Account and Rs. 858.69 crore under Loans and Advances), forming 12.80% of the total budget provisions. Percentage provisions for education and training for the respective accounts are 14.65% under the Revenue Account, 2.30% under the Capital Account and under Loans and Advances is 0.63%.

2.3 The Budget Estimates 2020-21 for education by the Education Departments of the Centre and the States/UTs under all the three accounts rose to Rs. 647975.19 crore (Rs. 97074.42 crore for the Centre and Rs. 550901.17 crore for the States/UTs). This amount consists of Rs. 625373.95 crore under the Revenue Account, Rs.21742.55 crore under the Capital Account and Rs. 858.69 crore under Loans & Advances. **The corresponding percentage of these accounts to the respective total budget provisions works out to 9.97%, 2.30% and 0.63%.**

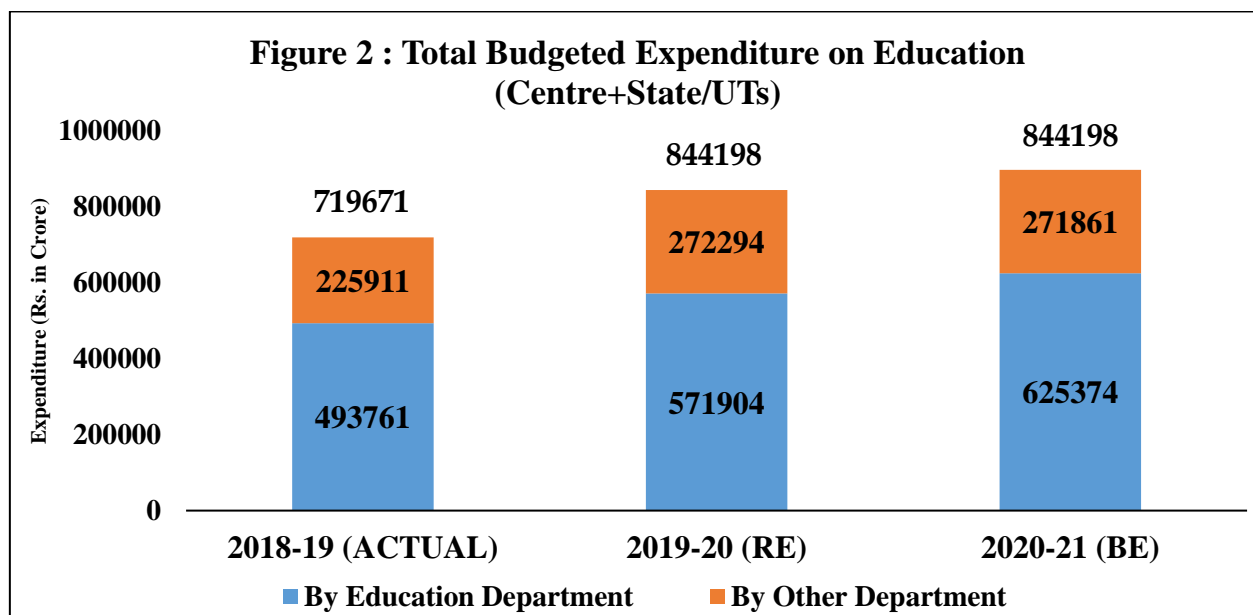
2.4 The Revised Estimates of 2019-20 for expenditure on education and training by the Centre and the States/UTs under all the three accounts amounted to Rs. 875429.35 crore (Rs. 863117.55 crore under Revenue Account, Rs.11693.18 crore under Capital

Account and Rs. 618.62 crore under Loans & Advances), comprising Rs.201754.72 crore by the Centre and Rs.673674.63 crore by the States/UTs. The total Revised Estimates for education formed 12.65% of the total Revised Estimates of expenditure.

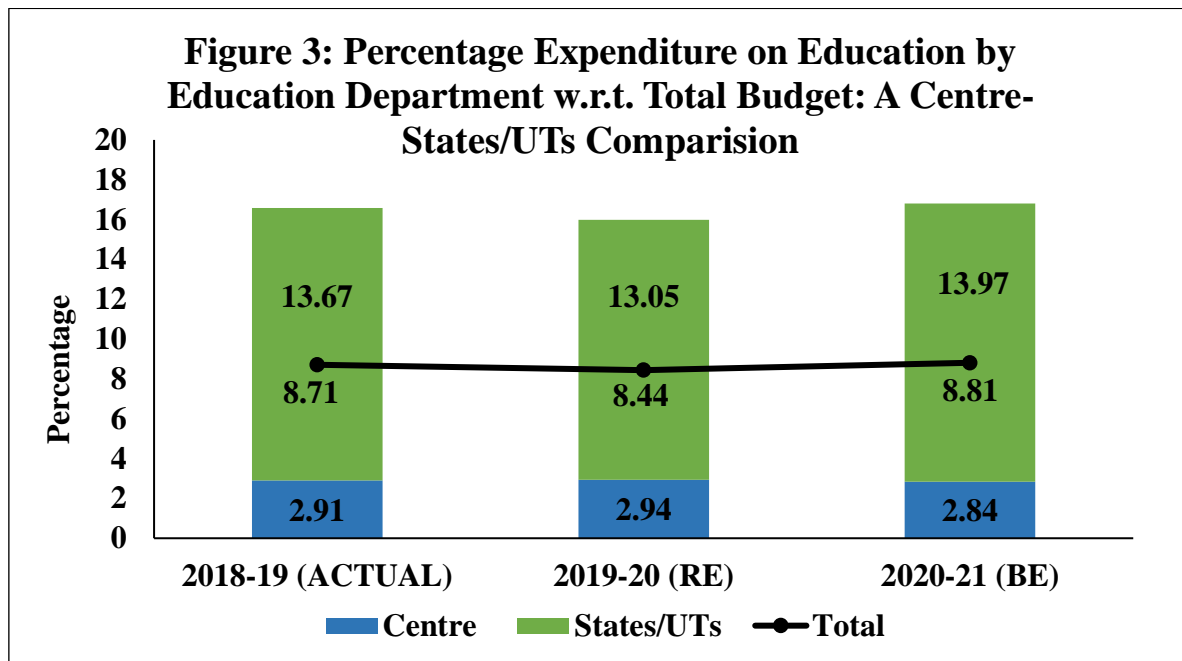
2.5 The total Actual Expenditure on education and training by the Centre and the States/UTs under all the three accounts for the year 2018-19 (Actual) amounted to Rs.746589.79 crore (Rs.736581.25 crore under Revenue Account, Rs.9326.76 crore under Capital Account and Rs.681.78 crore under Loans & Advances), comprising Rs.182139.19 crore by the Centre and Rs.564450.60 crore by States/UTs. The total expenditure on education constituted 12.90% of the total actual expenditure during 2018-19.

2.6 The total expenditure on education during the year 2018-19 (Actual) incurred by the Education Departments of the Centre and the States/UTs under all the three accounts; (Revenue Account, Capital Account, & Loans and Advances) amounted to Rs. 503769.09 crore (Rs.77715.41 crore for Centre and Rs. 426053.68 crore for States/UTs) forming 8.71% of the total expenditure of Centre and States/UTs on all the three accounts. Out of this amount, Rs. 493760.55 crore is under the Revenue Account, Rs. 9326.7 crore under the Capital Account (outside Revenue Account) and Rs.681.78 crore under Loans and Advances.

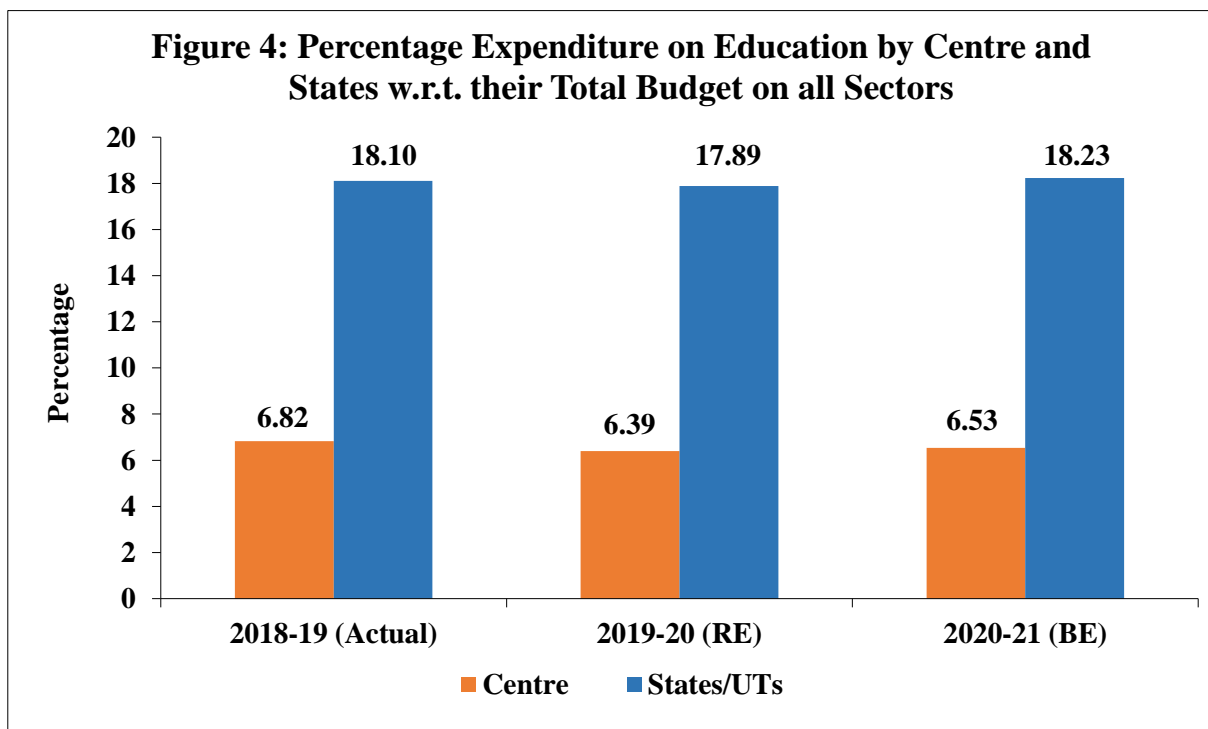
2.7 The extent and progress of Budgeted expenditure on education by education departments and other departments (Revenue Account) during 2018-19(Actual) to 2020-21(BE) is depicted in Figure-2.



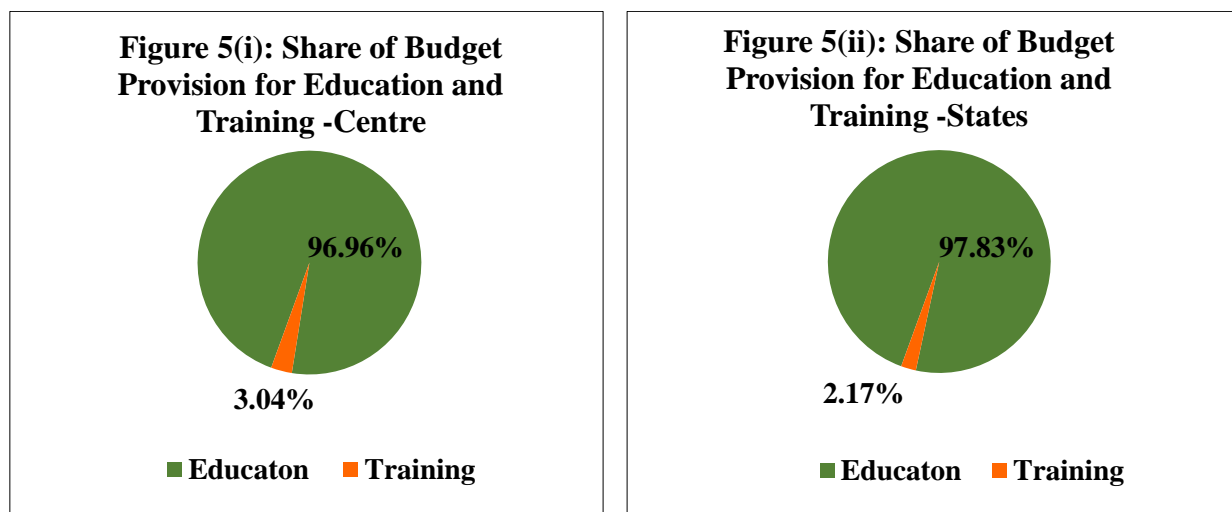
2.8 **Figure-3** shows the share of expenditure on education by education departments with respect of the total budget on all the three accounts (Revenue Account, Capital Account, & Loans and Advances) separately for Centre and States/UTs. The figure also depicts the total share of expenditure on education by education departments by both centre and states/UTs together.



2.9 **Figure-4** indicates Percentage Expenditure on Education by Centre and States w.r.t. their Total Budget on all sectors (Table 1).



2.10 Table (2) depicts the budget provisions (Revenue Account) for education vis-à-vis training (Formal & Informal) at the Centre and in the States/Union Territories. The **Figure-5(i) and Figure-5(ii)** –corresponding to this table for the year 2020-21 show that 3.04% of the total Centre Budget for Education spent on Training. The respective figure for States is 2.17%.

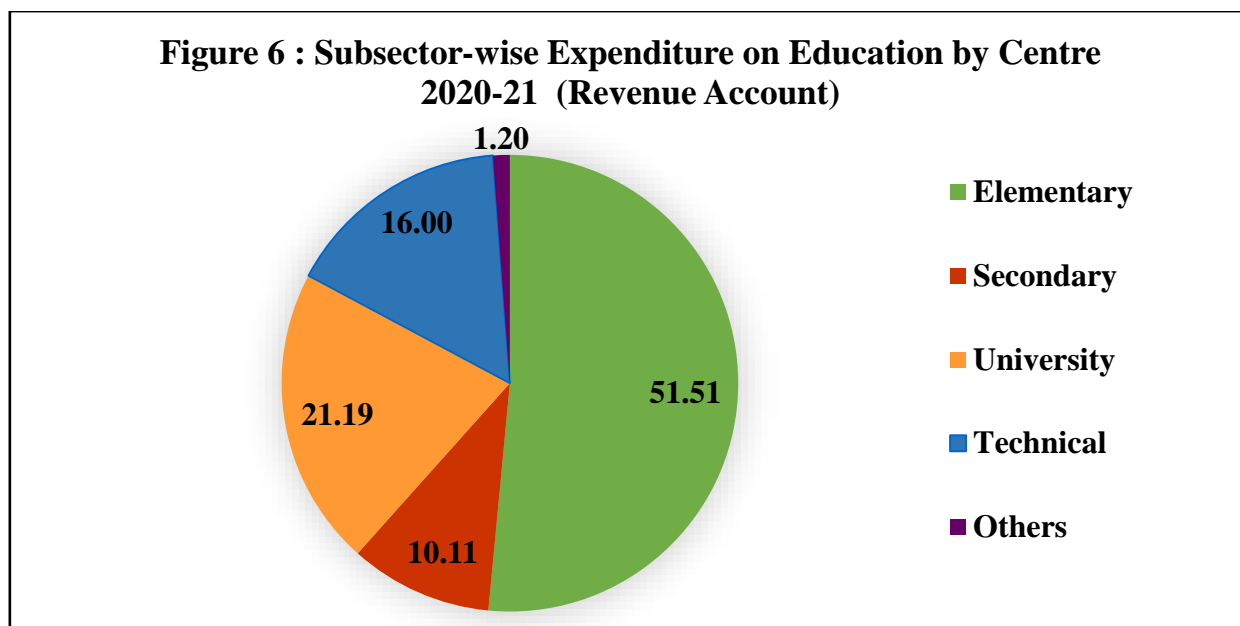


2.11 Table (3) gives the sector-wise break-up of the budgeted expenditure on education by Departments of Education in the Central Sector for the years 2018-19(Actual), 2019-20 (Revised Estimates) and 2020-21 (Budget Estimates).

2.12 Table (3) indicates that in 2020-21 major share of Rs. 50000.80 crore or 51.51% of the total budget of the Department of Education is provided for Elementary Education. The second priority is given to University & Higher Education (including DL & Student Finance) which is Rs. 20569.31 crore or 21.19%. The third priority is given to Technical Education which is Rs.15532.80 crore or 16.00%; followed by Rs.9810.30 crore or 10.11% for Secondary Education and Rs.23.80 crore forming 0.02% for Adult Education and Rs.535.93 crore or 0.55% for Language Development Programmes and Rs.601.08 crores or 0.62% for General purposes including research and international co-operation.

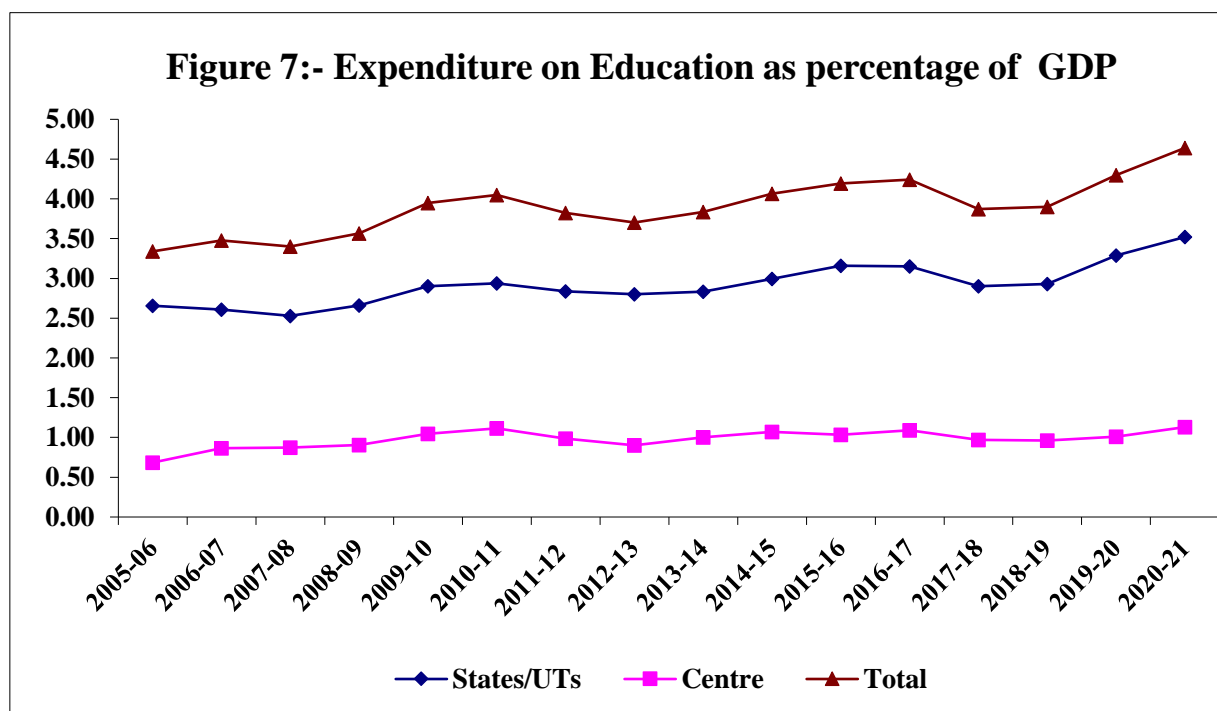
2.13 Statement (1) gives Ministry/Department wise details of the central budget provision for education including training. This provision, which was Rs.223054.73 crore in 2020-21 constituted 6.53% of the total central budget. The corresponding percentage of budget provision in 2018-19 and 2019-20 was 6.82% and 6.39% respectively.

2.14 Figure-6 depicts relative emphasis on various sub-sectors in the Central Budget (Revenue Account).



### 3. EXPENDITURE ON EDUCATION AS PERCENTAGE OF GROSS DOMESTIC PRODUCT (GDP)/ GROSS STATE DOMESTIC PRODUCT (GSDP)

3.1 Figure-7 indicates the year-wise expenditure on education as percentage of National Gross Domestic Product (GDP) for States, Centre and Total (based on Table 5). It may be seen here that total expenditure on education as percentage of GDP has started showing increasing trend from 3.84% in the year 2013-14 to 4.64% in the year 2020-21.

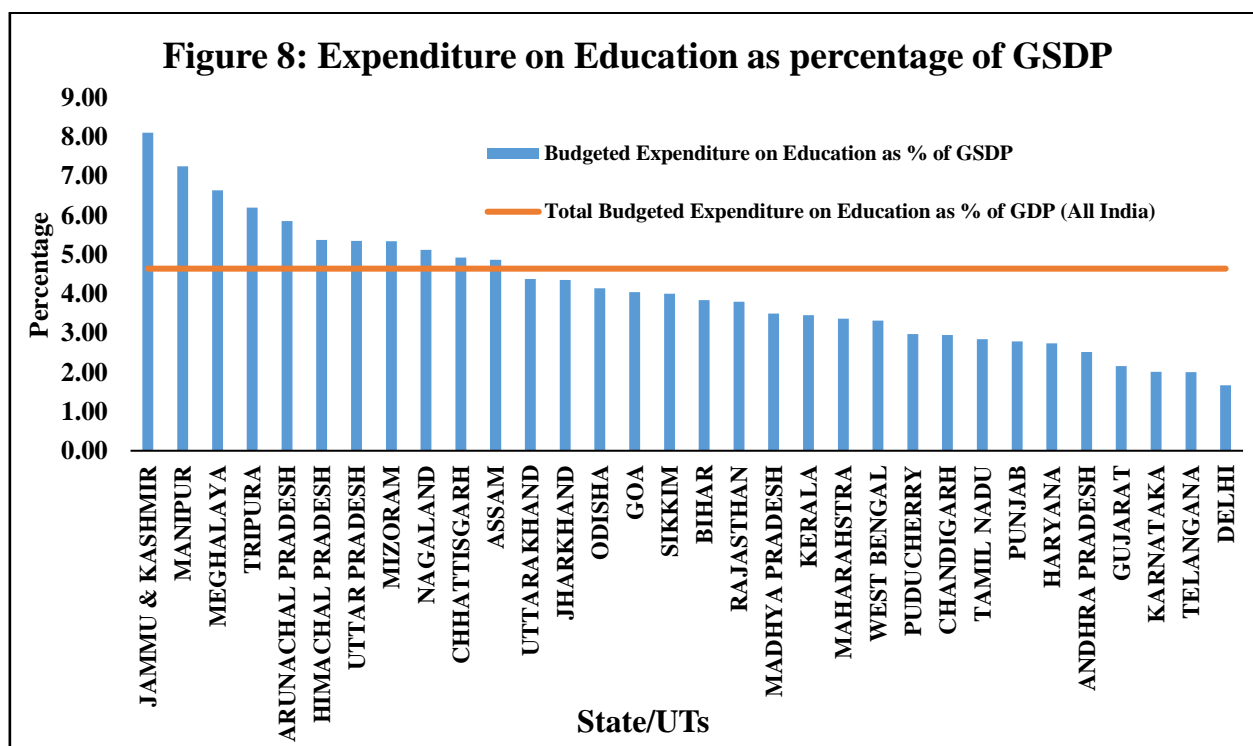


3.2 If we look at the percentage share of GDP for Centre and States separately, it may be seen that centre's share showing an increasing trend over the years and gone up from 0.51% in 2000-01 to 1.11% in 2010-11 and after a slight dip in two years has now comes to 1.13% in the year 2020-21. While the state's share has declined from 3.63% in the year 2000-01 to 3.52% in 2020-21.

**The total Budgeted expenditure of all Departments on the Revenue Account for all States/UTs and centre during 2020-21 formed 31.69% of the total Gross Domestic Product (GDP) and only 3.16% of the GDP was provided in the budgets of the education departments. When the provision for education for all departments including education departments is taken into account this percentage works out to be 4.64%.**

3.3 Table-5 shows sector-wise estimated public expenditure on education as percentage of GDP with the break- up of States/UTs & Center for the year 2018-19(Actual), 2019-20 (Revised Estimates) and 2020-21 (Budget Estimates). In the year 2020-21 the expenditure on elementary education is about 1.76% of GDP which is maximum among all other sub sectors of education followed by secondary education which is hovering around 1.01% of GDP. Contribution made by adult education which is 0.00% of GDP is lowest among all the sub sectors followed by University & Higher Education and Technical Education for which it is around 0.62% and 0.91% respectively. The percentage of total budgeted expenditure of States/UTs to their GDP is given in Table-5.

3.4 Figure-8 indicates the State-wise relationship between budgeted expenditure on education for all departments on Revenue Account in terms of the Gross State Domestic Product for the available years of various States and Union Territories for the purpose of comparative study. It is observed from the graph that the expenditure on Education as a percentage to GSDP is lower than the national level (4.64%) in respect of major states such as Andhra Pradesh, Bihar, Chandigarh, Delhi, Goa, Gujarat, Haryana, Jharkhand, Karnataka, Kerala, Madhya Pradesh, Maharashtra, Odisha, Puducherry, Punjab, Rajasthan, Sikkim, Tamil Nadu, Telangana, Uttarakhand, Uttar Pradesh & West Bengal.



#### 4. EXPLANATORY NOTE ON SECTOR-WISE EXPENDITURE ON EDUCATION

4.1 Table-5 presents Public Expenditure on different sectors of Education i.e. Elementary, Secondary, University, Adult and Technical Education as percentage of GDP for Centre and States/UTs separately. Sector wise break up of expenditure incurred by other departments on education is not available in the budget documents of the Central Ministries (other than Ministry of Education) and budget documents of States/UTs. Therefore to arrive at the sector wise expenditure on education following method has been adopted:-

4.2 Ministry of Culture, Ministry of Labour & Employment, Ministry of Minority Affairs, Ministry of Personnel, P. Grievances & Pension, Ministry of Railways, Ministry of Social Justice & Empowerment, Ministry of Textiles, Ministry of Tribal Affairs, Ministry of Women & Child Development, Department of Food Processing Ind., mainly goes towards Elementary and Secondary Education sectors and therefore expenditure incurred by these Ministries has been counted towards Elementary & Secondary Education sectors in the same proportion as that of the expenditure incurred by the Education Department on these two sectors.

4.3 Expenditure incurred by the Ministry of Agriculture & Farmers Welfare, Ministry of Civil Aviation, Ministry of Commerce and Industry, Ministry of Consumer Affairs, Food & Public Distr., Ministry of Cooperate Affairs, Ministry of Development of N.E. Region, Ministry of Environment, Forest & Climate Change, Ministry of External Affairs, Ministry of Home Affairs, Ministry of Housing and Urban Development, Ministry of Law & Justice, Ministry of Road Transport & Highways, Ministry of Rural

Development, Ministry of Shipping, Ministry of Statistics & Prg. Imp., Ministry of Tourism, Ministry of Jal Shakti, Ministry of Youth Affairs & Sports and Ministry of Finance mainly goes towards Higher Education sector and therefore expenditure incurred by these Ministries has been counted towards University & Higher Education sector.

4.4 Expenditure incurred by the Ministry of AYUSH, Ministry of Chemicals & Fertilizers, Ministry of Coal, Ministry of Communication, Ministry of Earth Sciences, Ministry of Health & Family Welfare, Ministry of Information & Broadcasting, Ministry of Micro, Small & Medium Enterprises, Ministry of Mines, Ministry of Petroleum & Natural Gas, Ministry of Power, Ministry of Science & Technology, Ministry of Skill Development & Training, Ministry of Space, Department of Atomic Energy and goes towards Technical Education sector.

4.5 As regard to expenditure incurred by other departments of States/UTs, separate state-wise breakup of expenditure on education is not available. Therefore, to arrive at the sector wise expenditure of other departments of States/UTs, same ratio has been used in case of other departments as expenditure of education at the Centre (MoE).

\*\*\*



# **ANALYTICAL TABLES**



**TABLE NO. (1) - BUDGETED EXPENDITURE ON EDUCATION BY EDUCATION DEPARTMENTS AND OTHER DEPARTMENTS  
(REVENUE + CAPITAL + LOANS & ADVANCES)**

(RUPEES IN CRORE)

	ACTUAL (2018-19)			REVISED ESTIMATE (2019-20)			BUDGET ESTIMATE (2020-21)		
	EXPENDITURE ON EDUCATION			EXPENDITURE ON EDUCATION			EXPENDITURE ON EDUCATION		
	EDUCATION DEPARTMENTS	OTHER DEPARTMENTS	TOTAL	EDUCATION DEPARTMENTS	OTHER DEPARTMENTS	TOTAL	EDUCATION DEPARTMENTS	OTHER DEPARTMENTS	TOTAL
(1)	(2)	(3)	(4)	(5)	(6)	(7)	(8)	(9)	(10)
<b>CENTRE</b>									
TOTAL	77715.41 (2.91)	104423.78 (3.91)	182139.19 (6.82)	92664.72 (2.94)	109090.00 (3.46)	201754.72 (6.39)	97074.02 (2.84)	125980.31 (3.69)	223054.33 (6.53)
<b>STATES/UTs</b>									
TOTAL	426053.68 (13.67)	138396.92 (4.44)	564450.60 (18.10)	491551.27 (13.05)	182123.36 (4.84)	673674.63 (17.89)	550901.17 (13.97)	167790.92 (4.26)	718692.09 (18.23)
<b>TOTAL (CENTRE + STATES/UTs)</b>									
TOTAL	503769.09 (8.71)	242820.70 (4.20)	746589.79 (12.90)	584215.99 (8.44)	291213.36 (4.21)	875429.35 (12.65)	647975.19 (8.81)	293771.23 (3.99)	941746.42 (12.80)

NOTE: Figures in brackets indicate percentage to total Budget of all Sectors.

**TABLE NO. (2) - BUDGETED EXPENDITURE ON EDUCATION AND TRAINING (REVENUE ACCOUNT)**

**(RUPEES IN CRORE)**

	ACTUAL (2018-19)			REVISED ESTIMATE (2019-20)			BUDGET ESTIMATE ( 2020-21)		
	CENTRE	STATES/UTs	TOTAL	CENTRE	STATES/UTs	TOTAL	CENTRE	STATES/UTs	TOTAL
(1)	(2)	(3)	(4)	(5)	(6)	(7)	(8)	(9)	(10)
<b>EDUCATION</b>									
EDUCATION DEPARTMENTS	77715.41 (3.44)	416045.14 (15.70)	493760.55 (10.05)	92664.72 (3.49)	479239.47 (14.93)	571904.19 (9.75)	97074.02 (3.30)	528299.93 (15.84)	625373.95 (9.97)
OTHER DEPARTMENTS	98931.31 (4.37)	126979.59 (4.79)	225910.91 (4.60)	103979.52 (3.92)	168314.59 (5.24)	272294.12 (4.64)	119208.51 (4.05)	152652.35 (4.58)	271860.86 (4.33)
<b>TOTAL</b>	<b>176646.72</b> <b>(7.81)</b>	<b>543024.73</b> <b>(20.50)</b>	<b>719671.46</b> <b>(14.65)</b>	<b>196644.24</b> <b>(7.41)</b>	<b>647554.06</b> <b>(20.17)</b>	<b>844198.31</b> <b>(14.40)</b>	<b>216282.53</b> <b>(7.35)</b>	<b>680952.28</b> <b>(20.42)</b>	<b>897234.81</b> <b>(14.30)</b>
<b>TRAINING</b>									
<b>TOTAL</b>	5492.47 (0.24)	11417.33 (0.50)	16909.80 (0.34)	5110.48 (0.19)	13808.77 (0.43)	18919.25 (0.32)	6771.80 (0.20)	15138.57 (0.45)	21910.37 (0.35)
<b>GRAND TOTAL</b>	<b>182139.19</b> <b>(8.05)</b>	<b>554442.06</b> <b>(20.93)</b>	<b>736581.25</b> <b>(15.00)</b>	<b>201754.72</b> <b>(7.60)</b>	<b>661362.83</b> <b>(20.60)</b>	<b>863117.55</b> <b>(14.72)</b>	<b>223054.33</b> <b>(7.58)</b>	<b>696090.85</b> <b>(20.88)</b>	<b>919145.19</b> <b>(14.65)</b>

NOTE: Figures in brackets indicate percentage to total Budget of all Sectors.

**TABLE NO. (3)- BUDGETED EXPENDITURE ON EDUCATION BY MINISTRY OF EDUCATION OF  
CENTRAL GOVERNMENT (REVENUE ACCOUNT)**

**(RUPEES IN CRORE)**

S.No.		2018-19	2019-20	2020-21
		(ACTUAL)	(REVISED ESTIMATE)	(BUDGET ESTIMATE)
(1)	(2)	(3)	(4)	(5)
<b>DEPARTMENT OF SCHOOL EDUCATION AND LITERACY (SE &amp; L)</b>				
1	Elementary Education	35547.11	45991.13	50000.80
2	Secondary Education	12459.33	10527.97	9810.30
3	Adult Education	57.66	12.23	23.80
<b>TOTAL (SE &amp; L)</b>		<b>48064.10</b>	<b>56531.33</b>	<b>59834.90</b>
<b>DEPARTMENT OF HIGHER EDUCATION (HE)</b>				
1	University & Higher Education	13676.53	16909.01	17263.31
2	Development of Language	457.91	494.37	535.93
3	Distance Learning and Technical Enabled Learning	532.02	661	574.00
4	Planning, Administration, Global Engagement and Book Promotion	346.78	516.97	601.08
5	Student Financial Aid	2344.95	2776	2732.00
6	Technical Education	12293.12	14776.04	15532.80
<b>TOTAL HIGHER EDUCATION</b>		<b>29651.31</b>	<b>36133.39</b>	<b>37239.12</b>
<b>GRAND TOTAL (SE &amp; L + HE)</b>		<b>77715.41</b>	<b>92664.72</b>	<b>97074.02</b>

TABLE NO. (4) - PUBLIC EXPENDITURE ON EDUCATION AS PERCENTAGE OF GDP FROM 2000-01 TO 2019-20

S.NO.	YEAR	GDP AT CURRENT PRICES (AT FACTOR COST) (RS. IN CRORE)	TOTAL EXPENDITURE ON EDUCATION BY EDUCATION DEPARTMENTS (RS. IN CRORE)						TOTAL EXPENDITURE ON EDUCATION BY EDUCATION & OTHER DEPARTMENTS (RS. IN CRORE)					
			STATES	CENTRE	STATES+ CENTRE	STATES AS % OF GDP	CENTRE AS % OF GDP	(STATES+ CENTRE) AS % OF GDP	STATES	CENTRE	STATES+ CENTRE	STATES AS % OF GDP	CENTRE AS % OF GDP	(STATES+ CENTRE) AS % OF GDP
(1)	(2)	(3)	(4)	(5)	(6)	(7)	(8)	(9)	(10)	(11)	(12)	(13)	(14)	(15)
1	2000-01	1991982.00	54572.84	7925.25	62498.09	2.74	0.40	3.14	72290.53	10195.95	82486.48	3.63	0.51	4.14
2	2001-02	2167745.00	56810.73	8036.98	64847.71	2.62	0.37	2.99	65746.19	14119.52	79865.71	3.03	0.65	3.68
3	2002-03	2338200.00	59472.29	9089.25	68561.54	2.54	0.39	2.93	69350.70	16156.63	85507.33	2.97	0.69	3.66
4	2003-04	2622216.00	62867.46	10177.47	73044.93	2.40	0.39	2.79	71978.28	17100.97	89079.25	2.74	0.65	3.40
5	2004-05	2971464.00	68169.62	13111.23	81280.85	2.29	0.44	2.73	78668.14	18025.96	96694.10	2.65	0.61	3.26
6	2005-06	3390503.00	76660.54	17823.16	94483.70	2.26	0.53	2.79	90018.94	23209.77	113228.71	2.66	0.68	3.34
7	2006-07	3953276.00	86466.89	23873.47	110340.36	2.19	0.60	2.79	103147.47	34236.52	137383.99	2.61	0.87	3.48
8	2007-08	4582086.00	98609.88	26769.75	125379.63	2.15	0.58	2.74	115877.90	39919.37	155797.27	2.53	0.87	3.40
9	2008-09	5303567.00	118386.73	34435.67	152822.40	2.23	0.65	2.88	141091.25	47977.59	189068.84	2.66	0.90	3.56
10	2009-10	6108903.00	150194.39	39941.69	190136.08	2.46	0.65	3.11	177232.79	64023.23	241256.02	2.90	1.05	3.95
11	2010-11	7248860.00	181604.73	51905.38	233510.11	2.51	0.72	3.22	212817.50	80660.73	293478.23	2.94	1.11	4.05
12	2011-12	8736329.00	209830.99	60260.79	270091.78	2.40	0.69	3.09	247855.86	86074.52	333930.38	2.84	0.99	3.82
13	2012-13	9944013.00	233124.92	66087.62	299212.54	2.34	0.66	3.01	278375.27	89757.60	368132.87	2.80	0.90	3.70
14	2013-14	11233522.00	261737.14	71494.77	333231.91	2.33	0.64	2.97	318249.79	112629.03	430878.82	2.83	1.00	3.84
15	2014-15	12467959.00	292386.00	68925.78	361311.78	2.35	0.55	2.90	373457.32	133391.82	506849.14	3.00	1.07	4.07
16	2015-16	13771874.00	319808.70	67346.62	387155.32	2.32	0.49	2.81	435229.55	142562.97	577792.52	3.16	1.04	4.20
17	2016-17	15391669.00	356080.31	71930.65	428010.96	2.31	0.47	2.78	484777.08	168322.25	653099.33	3.15	1.09	4.24
18	2017-18	17090042.00	378542.46	79992.63	458535.09	2.21	0.47	2.68	495593.80	166557.65	662151.45	2.90	0.97	3.87
19	2018-19	18899668.44	416045.14	77715.41	493760.55	2.20	0.41	2.61	554442.06	182139.19	736581.25	2.93	0.96	3.90
20	2019-20 (RE)	20074855.79	479239.47	92664.72	571904.19	2.39	0.46	2.85	661362.83	201754.72	863117.55	3.29	1.01	4.30
21	2020-21(BE)	19800913.82	528299.93	97074.02	625373.95	2.67	0.49	3.16	696090.85	223054.33	919145.19	3.52	1.13	4.64

Note:- (i) GDP figures have been taken from Press Note Released on 31-05-2022 by National Accounts Division, CSO, MOSPI .

**TABLE NO. (5)- PUBLIC EXPENDITURE ON EDUCATION AS PERCENTAGE OF GDP SECTOR-WISE (ESTIMATED)**

S.NO.	SECTOR	EXPENDITURE (RS. IN CRORE)			EXPENDITURE (AS % OF GDP)		
		STATES/UTS	CENTRE	TOTAL	STATES/UTS	CENTRE	TOTAL
(1)	(2)	(3)	(4)	(5)	(6)	(7)	(8)
<b>Year 2018-19 (Actual) GDP :- Rs.18899668 crore</b>							
1	Elementary Education	229694.20	61053.73	290747.93	1.22	0.32	1.54
2	Secondary Education	172053.11	21399.45	193452.56	0.91	0.11	1.02
3	University & Higher Education	67169.44	31641.50	98810.94	0.36	0.17	0.52
4	Adult Education	574.65	57.66	632.31	0.00	0.00	0.00
5	Technical Education	84950.66	67986.86	152937.51	0.45	0.36	0.81
<b>Total ( Education )</b>		<b>554442.06</b>	<b>182139.19</b>	<b>736581.25</b>	<b>2.93</b>	<b>0.96</b>	<b>3.90</b>
<b>Year 2019-20 (RE) GDP :- Rs.20074856 crore (2nd Revised Estimate)</b>							
1	Elementary Education	279823.34	74452.80	354276.14	1.39	0.37	1.76
2	Secondary Education	185765.47	17043.22	202808.69	0.93	0.08	1.01
3	University & Higher Education	85179.76	37257.86	122437.62	0.42	0.19	0.61
4	Adult Education	511.18	12.23	523.41	0.00	0.00	0.00
5	Technical Education	110083.09	72988.62	183071.70	0.55	0.36	0.91
<b>Total ( Education )</b>		<b>661362.83</b>	<b>201754.72</b>	<b>863117.55</b>	<b>3.29</b>	<b>1.01</b>	<b>4.30</b>
<b>Year 2020-21 (BE) GDP :- Rs.19800914 crore (1st Revised Estimate)</b>							
1	Elementary Education	307736.64	84178.50	391915.14	1.55	0.43	1.98
2	Secondary Education	198848.79	16516.06	215364.85	1.00	0.08	1.09
3	University & Higher Education	83769.20	38780.70	122549.90	0.42	0.20	0.62
4	Adult Education	637.73	23.80	661.53	0.00	0.00	0.00
5	Technical Education	105098.49	83555.27	188653.76	0.53	0.42	0.95
<b>Total ( Education )</b>		<b>696090.85</b>	<b>223054.33</b>	<b>919145.19</b>	<b>3.52</b>	<b>1.13</b>	<b>4.64</b>

**TABLE NO. (6a) - RELATIONSHIP BETWEEN BUDGETED EXPENDITURE ON EDUCATION AND GROSS STATE DOMESTIC PRODUCT (GSDP) OF STATES AND UTs DURING 2018-19 (ACTUAL) (REVENUE ACCOUNT)**

(RUPEES IN CRORE)

S.NO.	STATES/UTs	GROSS STATE DOMESTIC PRODUCT AT CURRENT PRICES, BASE YEAR 2011-12	TOTAL STATE REVENUE EXPENDITURE	TOTAL EXPENDITURE ON EDUCATION & TRAINING BY EDUCATION & OTHER DEPARTMENTS	TOTAL EXPENDITURE ON EDUCATION BY EDUCATION DEPARTMENTS	% OF TOTAL REVENUE EXPENDITURE TO GSDP	% OF EXPENDITURE ON EDUCATION & TRAINING BY EDUCATION & OTHER DEPARTMENTS TO TOTAL REVENUE EXPENDITURE	% OF EXPENDITURE ON EDUCATION BY EDUCATION DEPARTMENTS TO TOTAL REVENUE EXPENDITURE	% OF EXPENDITURE ON EDUCATION & TRAINING BY EDUCATION & OTHER DEPARTMENTS TO GSDP	% OF EXPENDITURE ON EDUCATION BY EDUCATION DEPARTMENTS TO GSDP
(1)	(2)	(3)	(4)	(5)	(6)	(7)	(8)	(9)	(10)	(11)
1	ANDHRA PRADESH	873721.11	128569.45	27610.75	18073.35	14.72	21.48	14.06	3.16	2.07
2	ARUNACHAL PRADESH	25330.85	12429.48	1598.92	1206.63	49.07	12.86	9.71	6.31	4.76
3	ASSAM	309336.32	56899.00	14237.34	12812.93	18.39	25.02	22.52	4.60	4.14
4	BIHAR	527975.82	124896.81	19571.70	15588.62	23.66	15.67	12.48	3.71	2.95
5	CHHATTISGARH	318101.13	64411.17	11598.00	10983.17	20.25	18.01	17.05	3.65	3.45
6	GOA	71853.34	11082.85	2657.74	1939.39	15.42	23.98	17.50	3.70	2.70
7	GUJARAT	1492155.71	132789.58	35370.02	22979.87	8.90	26.64	17.31	2.37	1.54
8	HARYANA	698188.88	77155.54	13988.79	11666.46	11.05	18.13	15.12	2.00	1.67
9	HIMACHAL PRADESH	148383.27	29428.62	6274.60	5121.30	19.83	21.32	17.40	4.23	3.45
10	JAMMU & KASHMIR	159859.45	56089.98	8951.97	7495.57	35.09	15.96	13.36	5.60	4.69
11	JHARKHAND	305695.20	50255.44	8451.61	6679.15	16.44	16.82	13.29	2.76	2.18
12	KARNATAKA	1476496.28	164299.85	29809.55	23203.61	11.13	18.14	14.12	2.02	1.57
13	KERALA	788285.58	110316.39	25406.47	17972.13	13.99	23.03	16.29	3.22	2.28
14	MADHYA PRADESH	831023.88	141577.21	28359.91	24453.00	17.04	20.03	17.27	3.41	2.94
15	MAHARAHSTRA	2567897.06	267021.66	64296.04	48051.61	10.40	24.08	18.00	2.50	1.87
16	MANIPUR	27388.07	9748.72	1550.96	984.13	35.59	15.91	10.09	5.66	3.59
17	MEGHALAYA	32175.82	10255.94	1863.99	1692.67	31.87	18.17	16.50	5.79	5.26
18	MIZORAM	21912.08	7505.59	1260.50	1116.69	34.25	16.79	14.88	5.75	5.10
19	NAGALAND	26527.42	10919.98	1184.70	1020.52	41.16	10.85	9.35	4.47	3.85
20	ODISHA	498576.56	85356.41	18856.94	13146.11	17.12	22.09	15.40	3.78	2.64
21	PUNJAB	512509.69	75403.71	12007.62	9914.71	14.71	15.92	13.15	2.34	1.93
22	RAJASTHAN	911674.14	166773.19	31618.80	28607.51	18.29	18.96	17.15	3.47	3.14
23	SIKKIM	28402.43	5226.58	983.11	904.67	18.40	18.81	17.31	3.46	3.19
24	TAMIL NADU	1630209.15	197200.60	43074.69	30076.67	12.10	21.84	15.25	2.64	1.84
25	TELANGANA	857427.15	97083.08	18095.10	10391.21	11.32	18.64	10.70	2.11	1.21
26	TRIPURA	49823.32	11889.20	3067.39	2206.93	23.86	25.80	18.56	6.16	4.43
27	UTTAR PRADESH	1582853.12	301727.96	65757.71	44312.15	19.06	21.79	14.69	4.15	2.80
28	UTTARAKHAND	230284.55	32196.02	8256.76	6191.03	13.98	25.65	19.23	3.59	2.69
29	WEST BENGAL	1102282.75	156373.91	35744.78	25473.62	14.19	22.86	16.29	3.24	2.31
30	A & N ISLANDS	9003.18	4180.54	675.77	601.89	46.43	16.16	14.40	7.51	6.69
31	CHANDIGARH	40139.40	3946.12	970.69	640.39	9.83	24.60	16.23	2.42	1.60
32	DELHI	738389.43	36851.57	9928.63	9372.65	4.99	26.94	25.43	1.34	1.27
33	JAMMU & KASHMIR- UT	0.00	0.00	0.00	0.00	0.00	0.00	0.00	0.00	0.00
34	PUDUCHERRY	36385.62	6386.87	940.82	797.73	17.55	14.73	12.49	2.59	2.19
35	DADRA & NAGAR HAVELI & DAMAN & DIU	0.00	2141.60	266.40	230.60	0.00	12.44	10.77	0.00	0.00
36	LAKSHADWEEP	0.00	1094.16	153.30	136.48	0.00	14.01	12.47	0.00	0.00
	<b>ALL INDIA (2018-19)</b>	<b>18899668.44</b>	<b>4911055.57</b>	<b>736581.25</b>	<b>493760.55</b>	<b>25.98</b>	<b>15.00</b>	<b>10.05</b>	<b>3.90</b>	<b>2.61</b>

Note: (i) GSDP figures have been taken from Press Note Released on 15-03-2022 by National Accounts Division, CSO, MOSPI .

(ii) All India figure in column 3 is GDP have been taken from Press Note Released on 31-05-2022 by National Accounts Division, CSO, MOSPI .



TABLE NO. (6b) - RELATIONSHIP BETWEEN BUDGETED EXPENDITURE ON EDUCATION AND GROSS STATE DOMESTIC PRODUCT (GSDP) OF STATES AND UTs DURING 2019-20( REVISED ESTIMATE) (REVENUE ACCOUNT)

(RUPEES IN CRORE)

S.NO.	STATES/UTs	GROSS STATE DOMESTIC PRODUCT AT CURRENT PRICES, BASE YEAR 2011-12	TOTAL STATE REVENUE EXPENDITURE	TOTAL EXPENDITURE ON EDUCATION & TRAINING BY EDUCATION & OTHER DEPARTMENTS	TOTAL EXPENDITURE ON EDUCATION BY EDUCATION DEPARTMENTS	% OF TOTAL REVENUE EXPENDITURE TO GSDP	% OF EXPENDITURE ON EDUCATION & TRAINING BY EDUCATION & OTHER DEPARTMENTS TO TOTAL REVENUE EXPENDITURE	% OF EXPENDITURE ON EDUCATION BY EDUCATION DEPARTMENTS TO TOTAL REVENUE EXPENDITURE	% OF EXPENDITURE ON EDUCATION & TRAINING BY EDUCATION & OTHER DEPARTMENTS TO GSDP	% OF EXPENDITURE ON EDUCATION BY EDUCATION DEPARTMENTS TO GSDP
(1)	(2)	(3)	(4)	(5)	(6)	(7)	(8)	(9)	(10)	(11)
1	ANDHRA PRADESH	966099.05	137518.07	26544.06	19230.75	14.23	19.30	13.98	2.75	1.99
2	ARUNACHAL PRADESH	27884.63	12972.21	1699.47	1391.16	46.52	13.10	10.72	6.09	4.99
3	ASSAM	377404.81	92213.76	19634.14	17060.72	24.43	21.29	18.50	5.20	4.52
4	BIHAR	594016.40	169846.14	26451.24	20796.85	28.59	15.57	12.24	4.45	3.50
5	CHHATTISGARH	344955.35	85125.30	15671.17	14606.06	24.68	18.41	17.16	4.54	4.23
6	GOA	74828.37	13245.92	2964.83	1971.34	17.70	22.38	14.88	3.96	2.63
7	GUJARAT	1629638.12	148685.55	35194.26	24280.13	9.12	23.67	16.33	2.16	1.49
8	HARYANA	762043.60	92256.10	16969.85	14021.80	12.11	18.39	15.20	2.23	1.84
9	HIMACHAL PRADESH	159161.70	36336.63	7721.64	6449.92	22.83	21.25	17.75	4.85	4.05
10	JAMMU & KASHMIR	0.00	59577.85	5987.57	4627.71	0.00	10.05	7.77	0.00	0.00
11	JHARKHAND	321157.31	66317.09	11609.75	9759.07	20.65	17.51	14.72	3.61	3.04
12	KARNATAKA	1615456.53	176970.38	33959.71	27080.32	10.95	19.19	15.30	2.10	1.68
13	KERALA	824374.20	116516.85	25609.22	18171.38	14.13	21.98	15.60	3.11	2.20
14	MADHYA PRADESH	938602.13	151259.06	30458.81	26026.06	16.12	20.14	17.21	3.25	2.77
15	MAHARASHTRA	2734551.53	341323.88	82294.26	62774.74	12.48	24.11	18.39	3.01	2.30
16	MANIPUR	31297.02	13611.53	2146.20	1350.87	43.49	15.77	9.92	6.86	4.32
17	MEGHALAYA	34715.70	13699.48	2179.71	1953.20	39.46	15.91	14.26	6.28	5.63
18	MIZORAM	25230.24	10405.39	1563.26	1380.00	41.24	15.02	13.26	6.20	5.47
19	NAGALAND	29612.43	12615.30	1428.84	1271.68	42.60	11.33	10.08	4.83	4.29
20	ODISHA	546413.53	105610.73	18784.93	14294.65	19.33	17.79	13.54	3.44	2.62
21	PUNJAB	540223.75	86602.09	13914.73	11106.98	16.03	16.07	12.83	2.58	2.06
22	RAJASTHAN	999050.36	184756.60	35280.04	31958.02	18.49	19.10	17.30	3.53	3.20
23	SIKKIM	30808.99	6961.28	1258.92	1155.15	22.59	18.08	16.59	4.09	3.75
24	TAMIL NADU	1797228.72	216932.51	49101.65	33347.43	12.07	22.63	15.37	2.73	1.86
25	TELANGANA	948355.90	110824.77	17823.48	9234.82	11.69	16.08	8.33	1.88	0.97
26	TRIPURA	55856.94	15818.81	3623.84	2399.01	28.32	22.91	15.17	6.49	4.29
27	UTTAR PRADESH	1710495.80	343983.28	110256.92	53926.22	20.11	32.05	15.68	6.45	3.15
28	UTTARAKHAND	236693.94	35481.71	8325.01	6361.78	14.99	23.46	17.93	3.52	2.69
29	WEST BENGAL	1207822.61	169430.00	38621.19	28416.87	14.03	22.79	16.77	3.20	2.35
30	A & N ISLANDS	9719.23	49795.80	687.83	626.20	512.34	1.38	1.26	7.08	6.44
31	CHANDIGARH	43984.19	41936.90	1022.21	678.96	95.35	2.44	1.62	2.32	1.54
32	DELHI	794030.05	42208.10	10976.79	10276.37	5.32	26.01	24.35	1.38	1.29
33	JAMMU & KASHMIR- UT	169878.82	0.00	0.00	0.00	0.00	0.00	0.00	0.00	0.00
34	PUDUCHERRY	37817.95	7288.66	1103.52	835.95	19.27	15.14	11.47	2.92	2.21
35	DADRA & NAGAR HAVELI & DAMAN & DIU	0.00	19500.70	338.56	280.72	0.00	1.74	1.44	0.00	0.00
36	LAKSHADWEEP	0.00	11298.80	155.21	136.60	0.00	1.37	1.21	0.00	0.00
	<b>ALL INDIA (2019-20)</b>	<b>20074855.79</b>	<b>5737499.57</b>	<b>863117.55</b>	<b>571904.19</b>	<b>28.58</b>	<b>15.04</b>	<b>9.97</b>	<b>4.30</b>	<b>2.85</b>

Note: (i) GSDP figures have been taken from Press Note Released on 15-03-2022 by National Accounts Division, CSO, MOSPI .

(ii) All India figure in column 3 is GDP have been taken from Press Note Released on 31-05-2022 by National Accounts Division, CSO, MOSPI .

**TABLE NO. (6c) - RELATIONSHIP BETWEEN BUDGETED EXPENDITURE ON EDUCATION AND GROSS STATE DOMESTIC PRODUCT (GSDP) OF STATES AND UTs DURING 2020-21 (BUDGET ESTIMATE) (REVENUE ACCOUNT)**

(RUPEES IN CRORE)

S.NO.	STATES/UTs	GROSS STATE DOMESTIC PRODUCT AT CURRENT PRICES, BASE YEAR 2011-12	TOTAL STATE REVENUE EXPENDITURE	TOTAL EXPENDITURE ON EDUCATION & TRAINING BY EDUCATION & OTHER DEPARTMENTS	TOTAL EXPENDITURE ON EDUCATION BY EDUCATION DEPARTMENTS	% OF TOTAL REVENUE EXPENDITURE TO GSDP	% OF EXPENDITURE ON EDUCATION & TRAINING BY EDUCATION & OTHER DEPARTMENTS TO TOTAL REVENUE EXPENDITURE	% OF EXPENDITURE ON EDUCATION BY EDUCATION DEPARTMENTS TO TOTAL REVENUE EXPENDITURE	% OF EXPENDITURE ON EDUCATION & TRAINING BY EDUCATION & OTHER DEPARTMENTS TO GSDP	% OF EXPENDITURE ON EDUCATION BY EDUCATION DEPARTMENTS TO GSDP
(1)	(2)	(3)	(4)	(5)	(6)	(7)	(8)	(9)	(10)	(11)
1	ANDHRA PRADESH	1014373.79	180392.65	25548.79	19383.75	17.78	14.16	10.75	2.52	1.91
2	ARUNACHAL PRADESH	29694.51	14213.90	1737.92	1393.45	47.87	12.23	9.80	5.85	4.69
3	ASSAM	381003.97	82776.98	18548.76	16401.46	21.73	22.41	19.81	4.87	4.30
4	BIHAR	618628.16	164751.19	23747.55	18524.44	26.63	14.41	11.24	3.84	2.99
5	CHHATTISGARH	350269.83	81399.95	17239.43	16094.73	23.24	21.18	19.77	4.92	4.59
6	GOA	78337.92	14727.42	3168.52	2085.75	18.80	21.51	14.16	4.04	2.66
7	GUJARAT	1655916.77	161658.07	35778.38	24947.02	9.76	22.13	15.43	2.16	1.51
8	HARYANA	758506.53	105338.09	20739.50	17127.24	13.89	19.69	16.26	2.73	2.26
9	HIMACHAL PRADESH	156675.06	39122.85	8413.28	7095.05	24.97	21.50	18.14	5.37	4.53
10	JAMMU & KASHMIR	0.00	62663.86	0.00	0.00	0.00	0.00	0.00	0.00	0.00
11	JHARKHAND	317078.73	73315.94	13806.42	11562.04	23.12	18.83	15.77	4.35	3.65
12	KARNATAKA	1730991.41	179776.44	34837.91	28085.99	10.39	19.38	15.62	2.01	1.62
13	KERALA	799571.11	129837.37	27641.59	19164.51	16.24	21.29	14.76	3.46	2.40
14	MADHYA PRADESH	976281.48	154110.37	34150.84	29370.86	15.79	22.16	19.06	3.50	3.01
15	MAHARAHSTRA	2711685.12	356967.58	91160.59	68432.82	13.16	25.54	19.17	3.36	2.52
16	MANIPUR	34110.21	16091.08	2472.88	1648.68	47.17	15.37	10.25	7.25	4.83
17	MEGHALAYA	33435.92	14427.58	2218.51	1885.38	43.15	15.38	13.07	6.64	5.64
18	MIZORAM	29213.90	9021.85	1559.49	1410.28	30.88	17.29	15.63	5.34	4.83
19	NAGALAND	29540.80	13623.54	1512.13	1363.14	46.12	11.10	10.01	5.12	4.61
20	ODISHA	542889.59	114790.86	22464.22	15730.14	21.14	19.57	13.70	4.14	2.90
21	PUNJAB	541518.21	95716.04	15098.50	12263.90	17.68	15.77	12.81	2.79	2.26
22	RAJASTHAN	1013323.01	185750.03	38478.95	34875.29	18.33	20.72	18.78	3.80	3.44
23	SIKKIM	32724.47	7343.60	1309.17	1181.88	22.44	17.83	16.09	4.00	3.61
24	TAMIL NADU	1902688.87	240992.78	54145.78	37160.68	12.67	22.47	15.42	2.85	1.95
25	TELANGANA	969655.78	138669.82	19431.37	10745.93	14.30	14.01	7.75	2.00	1.11
26	TRIPURA	58879.53	17252.12	3647.09	2363.36	29.30	21.14	13.70	6.19	4.01
27	UTTAR PRADESH	1717505.47	395116.96	91876.45	61803.90	23.01	23.25	15.64	5.35	3.60
28	UTTARAKHAND	227421.32	42389.67	9947.25	7608.18	18.64	23.47	17.95	4.37	3.35
29	WEST BENGAL	1301016.77	179398.00	43188.33	31334.45	13.79	24.07	17.47	3.32	2.41
30	A & N ISLANDS	0.00	4541.90	735.10	664.15	0.00	16.18	14.62	0.00	0.00
31	CHANDIGARH	41620.00	4300.96	1228.85	874.79	10.33	28.57	20.34	2.95	2.10
32	DELHI	785341.62	48070.47	13105.99	12148.45	6.12	27.26	25.27	1.67	1.55
33	JAMMU & KASHMIR- UT	175367.67	0.00	14214.18	11057.33	0.00	0.00	0.00	8.11	6.31
34	PUDUCHERRY	37206.86	7715.00	1106.35	835.53	20.74	14.34	10.83	2.97	2.25
35	LADAKH		2331.72	1299.14	1232.16	0.00	55.72	52.84	0.00	0.00
36	DADRA & NAGAR HAVELI & DAMAN & DIU	0.00	1428.10	388.58	319.12	0.00	27.21	22.35	0.00	0.00
37	LAKSHADWEEP	0.00	1148.34	143.03	124.10	0.00	12.46	10.81	0.00	0.00
	<b>ALL INDIA (2020-21)</b>	<b>19800913.82</b>	<b>6275158.47</b>	<b>919145.19</b>	<b>625373.95</b>	<b>31.69</b>	<b>14.65</b>	<b>9.97</b>	<b>4.64</b>	<b>3.16</b>

Note: (i) GSDP figures have been taken from Press Note Released on 15-03-2022 by National Accounts Division, CSO, MOSPI .

(ii) All India figure in column 3 is GDP have been taken from Press Note Released on 31-05-2022 by National Accounts Division, CSO, MOSPI .

**TABLE NO. (7) - TOTAL BUDGET (STATES/UTs AND CENTRE) (REVENUE, CAPITAL AND LOANS & ADVANCES ACCOUNT)**

(RUPEES IN CRORE)

S.NO.	2018-19	2019-20	2020-21
	(ACTUAL)	(REVISED ESTIMATE)	(BUDGET ESTIMATE)
(1)	(2)	(3)	(4)
<b>REVENUE</b>			
State + UTs	2649484.76	3210226.02	3334419.39
Centre	2261570.81	2653764.72	2940739.08
<b>TOTAL REVENUE</b>	<b>4911055.57</b>	<b>5863990.74</b>	<b>6275158.47</b>
<b>CAPITAL</b>			
State + UTs	431897.72	510742.00	562268.97
Centre	325115.99	407127.51	381432
<b>TOTAL CAPITAL</b>	<b>757013.71</b>	<b>917869.51</b>	<b>943700.97</b>
<b>LOANS &amp; ADVANCES</b>			
State + UTs	36448.20	44810.41	45924.99
Centre	82136.18	94663.65	91424.17
<b>TOTAL LOANS &amp; ADVANCES</b>	<b>118584.38</b>	<b>139474.06</b>	<b>137349.16</b>
<b>REVENUE+CAPITAL+LOANS &amp; ADVANCES</b>			
State + UTs	3117830.68	3765778.43	3942613.34
Centre	2668822.98	3155555.88	3413595.25
<b>GRAND TOTAL</b>	<b>5786653.66</b>	<b>6921334.31</b>	<b>7356208.59</b>



# **STATISTICAL STATEMENTS**



**STATEMENT NO. 1: BUDGETED PROVISION FOR EDUCATION & TRAINING AT THE CENTRE  
(REVENUE ACCOUNT)**

SCHEME: TOTAL

(RUPEES IN THOUSANDS)

S. No.	NAME OF MINISTRY AND DEPARTMENT	2018-19 (Actual)	2019-20 (RE)	2020-21 (BE)
		(ACTUAL)	(REVISED ESTIMATE)	(BUDGET ESTIMATE)
(1)	(2)	(3)	(4)	(5)
1	Ministry of Agriculture & Farmers Welfare	82276200	82276200	86715300
2	Ministry of AYUSH	9053828	10905000	11427300
3	Ministry of Chemicals & Fertilizers	75000	80000	110000
4	Ministry of Civil Aviation	374903	174353	103190
5	Ministry of Coal	242700	220000	0
6	Ministry of Commerce and Industry	2209879	1578500	3064400
7	Ministry of Communication	125896	3165900	3508200
8	Ministry of Consumer Affairs, Food & Public Distr.	295791	320300	346900
9	Ministry of Cooperate Affairs	86996	114000	98600
10	Ministry of Culture	25073543	24768698	30575700
11	Ministry of Earth Sciences	49723351	54338900	61929900
12	Ministry of Enviornment,Forest & Climate Change	8872111	6880100	8616300
13	Ministry of External Affairs	2563188	3722000	3546700
14	Ministry of Finance	1022316	1214120	1337013
15	Ministry of Health & Family Welfare	226497196	213922480	289297200
16	Ministry of Home Affairs	2974194	3416800	3756100
17	Ministry of Housing and Urban Development	283560	323300	301600
18	Ministry of Information & Broadcasting	858017	1088070	1799700
19	Ministry of Jal Shakti	5789528	7303300	8129900
20	Ministry of Labour & Employment	1274882	1252900	1033200
21	Ministry of Law & Justice	264571	460000	497300
22	Ministry of Micro, Small & Medium Enterprises	2462472	1553600	2216540
23	Ministry of Mines	412880	1057500	454800
24	Ministry of Minority Affairs	22884333	26790900	30116900
25	Ministry of Personnel, P. Grivences & Pension	1442584	1677990	1847700
26	Ministry of Petroleum & Natural Gas	24000	222900	328200
27	Ministry of Power	1948900	2500000	2823400
28	Ministry of Railways	19162350	23841321	25883872
29	Ministry of Road Transport & Highways	87114	392800	790000
30	Ministry of Rural Development	12829921	19399700	21040800
31	Ministry of Science & Technology	49723351	54338900	61929900
32	Ministry of Shipping	84907	92600	106000
33	Ministry of Skill Development & Training	25561619	24453200	29230300
34	Ministry of Social Justice & Empowerment	92038906	78002746	88470300
35	Ministry of Statistics & Prg. Imp.	3110395	2989438	3134700
36	Ministry of Steel	155811	160000	162300
37	Ministry of Textiles	752697	2005500	3518100
38	Ministry of Tourism	1118042	911100	1260000
39	Ministry of Tribal Affairs	7149992	18538000	28762100
40	Ministry of Women & Child Development	173653001	171627700	197404610
41	Ministry of Youth	18472114	27319000	27759000
42	NITI Ayog	117387	117500	140000
43	Department of Atomic Energy	133475087	155378100	157971000
44	Department of Food Processing Ind.	1035076	1263400	1222100
45	Department of Space	56597249	58741200	57036000
<b>TOTAL</b>		<b>1044237838</b>	<b>1090900016</b>	<b>1259803125</b>
Ministry of Education		777154100	926647200	970740200
<b>GRAND TOTAL</b>		<b>1821391938</b>	<b>2017547216</b>	<b>2230547325</b>

**STATEMENT NO. 1a: BUDGETED PROVISION FOR EDUCATION & TRAINING AT THE CENTRE  
(REVENUE ACCOUNT)**

SCHEME: EDUCATION

(RUPEES IN THOUSANDS)

S. No.	NAME OF MINISTRY AND DEPARTMENT	2018-19 (Actual)	2019-20 (RE)	2020-21 (BE)
		(ACTUAL)	(REVISED ESTIMATE)	(BUDGET ESTIMATE)
(1)	(2)	(3)	(4)	(5)
1	Ministry of Agriculture & Farmers Welfare	79688617	79688617	83953500
2	Ministry of AYUSH	9053828	10905000	11427300
3	Ministry of Chemicals & Fertilizers	75000	80000	110000
4	Ministry of Civil Aviation	374903	174353	103190
5	Ministry of Coal	242700	220000	0
6	Ministry of Commerce and Industry	2079879	1497700	2954400
7	Ministry of Consumer Affairs, Food & Public Distr.	105971	112900	126000
8	Ministry of Cooperate Affairs	86996	114000	98600
9	Ministry of Culture	25073543	24768698	30575700
10	Ministry of Earth Sciences	49723351	54338900	61929900
11	Ministry of Enviornment,Forest & Climate Change	3799822	3814400	3915000
12	Ministry of External Affairs	2324951	3455200	3287200
13	Ministry of Finance	851226	925920	1005313
14	Ministry of Health & Family Welfare	216079054	209171500	275708400
15	Ministry of Home Affairs	2520460	2772200	3056700
16	Ministry of Housing and Urban Development	50900	50600	55600
17	Ministry of Information & Broadcasting	858017	1088070	1799700
18	Ministry of Jal Shakti	4888991	6314400	7128400
19	Ministry of Labour & Employment	1274882	1252900	1033200
20	Ministry of Law & Justice	264571	460000	497300
21	Ministry of Micro, Small & Medium Enterprises	2462472	1553600	2216540
22	Ministry of Mines	325375	304900	420800
23	Ministry of Minority Affairs	22571780	26226900	29576900
24	Ministry of Petroleum & Natural Gas	24000	222900	328200
25	Ministry of Power	943400	2000000	2000000
26	Ministry of Railways	14285437	17915007	19330379
27	Ministry of Road Transport & Highways	87114	392800	790000
28	Ministry of Rural Development	12829921	19399700	21040800
29	Ministry of Science & Technology	49723351	54338900	61929900
30	Ministry of Shipping	84907	92600	106000
31	Ministry of Social Justice & Empowerment	92038906	78002746	88470300
32	Ministry of Statistics & Prg. Imp.	3110395	2989438	3134700
33	Ministry of Steel	155811	160000	162300
34	Ministry of Textiles	752697	2005500	3518100
35	Ministry of Tribal Affairs	7149992	18538000	28762100
36	Ministry of Women & Child Development	173653001	171627700	197404610
37	Ministry of Youth	18472114	27319000	27759000
38	NITI Ayog	117387	117500	140000
39	Department of Atomic Energy	133475087	155378100	157971000
40	Department of Food Processing Ind.	1035076	1263400	1222100
41	Department of Space	56597249	58741200	57036000
<b>TOTAL</b>		<b>989313134</b>	<b>1039795249</b>	<b>1192085132</b>
<b>Ministry of Education</b>		<b>767828250</b>	<b>916083421</b>	<b>967245535</b>
<b>GRAND TOTAL</b>		<b>1757141384</b>	<b>1955878670</b>	<b>2158460983</b>



**STATEMENT NO. 1b: BUDGETED PROVISION FOR EDUCATION & TRAINING AT THE CENTRE  
(REVENUE ACCOUNT)**

SCHEME: TRAINING

(RUPEES IN THOUSANDS)

S. No.	NAME OF MINISTRY AND DEPARTMENT	2018-19 (Actual)	2019-20 (RE)	2020-21 (BE)
		(ACTUAL)	(REVISED ESTIMATE)	(BUDGET ESTIMATE)
(1)	(2)	(3)	(4)	(5)
1	Ministry of Agriculture & Farmers Welfare	2587583	2587583	2761800
2	Ministry of Commerce and Industry	130000	80800	110000
3	Ministry of Communication	125896	3165900	3508200
4	Ministry of Consumer Affairs, Food & Public Distr.	189820	207400	220900
5	Ministry of Enviorment,Forest & Climate Change	5072289	3065700	4701300
6	Ministry of External Affairs	238237	266800	259500
7	Ministry of Finance	171090	288200	331700
8	Ministry of Health & Family Welfare	10418142	4750980	13588800
9	Ministry of Home Affairs	453734	644600	699400
10	Ministry of Housing and Urban Development	232660	272700	246000
11	Ministry of Jal Shakti	900537	988900	1001500
12	Ministry of Mines	87505	752600	34000
13	Ministry of Minority Affairs	312553	564000	540000
14	Ministry of Personnel, P. Grivences & Pension	1442584	1677990	1847700
15	Ministry of Power	1005500	500000	823400
16	Ministry of Railways	4876913	5926314	6553493
17	Ministry of Skill Development & Training	25561619	24453200	29230300
18	Ministry of Tourism	1118042	911100	1260000
TOTAL		54924704	51104767	67717993
Ministry of Education		9325850	10563779	3494665
GRAND TOTAL		64250554	61668546	72086342

**STATEMENT NO. 2(a): BUDGETED EXPENDITURE ON EDUCATION & TRAINING BY EDUCATION & OTHER DEPARTMENTS OF 2018-19 (ACTUAL) (REVENUE ACCOUNT)**

(RUPEES IN THOUSANDS)

S. No.	STATE/UNION TERRITORY	EDUCATION DEPARTMENTS	OTHER DEPARTMENTS 2018-19 (ACTUAL)				GRAND TOTAL
			EDUCATION	TRAINING		TOTAL	
				FORMAL	INFORMAL		
(1)	(2)	(3)	(4)	(5)	(6)	(7)	(8)
1	ANDHRA PRADESH	180733453	93311071	2062953		95374024	276107477
2	ARUNACHAL PRADESH	12066266	3584217	334467	4258	3922942	15989208
3	ASSAM	128129308	12317637	1858296	68124	14244057	142373365
4	BIHAR	155886174	19977827	19852996		39830823	195716997
5	CHHATTISGARH	109831664	3917292	2231050		6148342	115980006
6	GOA	19393923	6592890	536413	54146	7183449	26577372
7	GUJARAT	229798747	109290060	11291555	3319874	123901489	353700236
8	HARYANA	116664554	18913462	4250711	59179	23223352	139887906
9	HIMACHAL PRADESH	51212959	9295538	2237466		11533004	62745963
10	JAMMU & KASHMIR	74955707	14269612	294420		14564032	89519739
11	JHARKHAND	66791534	16206969	1517616		17724585	84516119
12	KARNATAKA	232036120	61985153	4074241		66059394	298095514
13	KERALA	179721344	66578320	6175343	1589700	74343363	254064707
14	MADHYA PRADESH	244529951	32303682	6765505		39069187	283599138
15	MAHARAHSTRA	480516107	153664151	8757739	22396	162444286	642960393
16	MANIPUR	9841319	5198238	470053		5668291	15509610
17	MEGHALAYA	16926652	964699	482968	265589	1713256	18639908
18	MIZORAM	11166921	861819	524507	51733	1438059	12604980
19	NAGALAND	10205154	922377	719445		1641822	11846976
20	ODISHA	131461111	54819970	2210623	77685	57108278	188569389
21	PUNJAB	99147066	19234116	1695066		20929182	120076248
22	RAJASTHAN	286075119	26456154	3656691		30112845	316187964
23	SIKKIM	9046674	418809	365622		784431	9831105
24	TAMIL NADU	300766691	120962204	9017962		129980166	430746857
25	TELANGANA	103912132	74747102	1268272	1023457	77038831	180950963
26	TRIPURA	22069315	8090182	510700	3700	8604582	30673897
27	UTTARAKHAND	61910278	19057453	1599837		20657290	82567568
28	UTTAR PRADESH	443121478	205619622	8836043		214455664	657577143
29	WEST BENGAL	254736219	100508790	2202773		102711563	357447782
	<b>TOTAL STATES</b>	<b>4042653940</b>	<b>1260069415</b>	<b>105801333</b>	<b>6539841</b>	<b>1372410590</b>	<b>5415064530</b>
30	A & N ISLAND	6018864	530803	208001		738804	6757668
31	CHANDIGARH	6403946	3198778	104153		3302931	9706877
32	DADRA & NAGAR HAVELI & DAMAN & DIU	2305993	214216	133206	10584	358006	2663999
33	DELHI	93726525	4381558	1178180		5559738	99286263
34	JAMMU & KASHMIR- UT	0				0	0
35	LADAKH	0				0	0
36	LAKSHADWEEP	1364794	142649	25567		168216	1533010
37	PUDUCHERRY	7977313	1258525	172387		1430912	9408225
	<b>TOTAL U.T.</b>	<b>117797435</b>	<b>9726529</b>	<b>1821494</b>	<b>10584</b>	<b>11558607</b>	<b>129356042</b>
	<b>TOTAL (STATE &amp; UTs)</b>	<b>4160451375</b>	<b>1269795944</b>	<b>107622827</b>	<b>6550425</b>	<b>1383969197</b>	<b>5544420572</b>
	<b>CENTRE TOTAL</b>	<b>777154100</b>	<b>989313134</b>	<b>54924704</b>	<b>0</b>	<b>1044237838</b>	<b>1821391938</b>
	<b>GRAND TOTAL</b>	<b>4937605475</b>	<b>2259109078</b>	<b>162547531</b>	<b>6550425</b>	<b>2428207035</b>	<b>7365812510</b>

**STATEMENT NO. 2(b) :BUDGETED EXPENDITURE ON EDUCATION & TRAINING BY EDUCATION & OTHER DEPARTMENTS OF 2019-20 (REVISED ESTIMATE) (REVENUE ACCOUNT)**

(RUPEES IN THOUSANDS)

S. No.	STATE/UNION TERRITORY	EDUCATION DEPARTMENTS	OTHER DEPARTMENTS 2019-20 (RE)				GRAND TOTAL
			EDUCATION	TRAINING		TOTAL	
				FORMAL	INFORMAL		
(1)	(2)	(3)	(4)	(5)	(6)	(7)	(8)
1	ANDHRA PRADESH	192307518	71401325	1731797		73133122	265440640
2	ARUNACHAL PRADESH	13911580	2732756	345739	4625	3083120	16994700
3	ASSAM	170607178	21483481	4125835	124906	25734222	196341400
4	BIHAR	207968543	28064123	28479768		56543891	264512434
5	CHHATTISGARH	146060571	6492169	4158997		10651166	156711737
6	GOA	19713428	8795732	1064502	74673	9934907	29648335
7	GUJARAT	242801301	94648341	12819354	1673591	109141286	351942587
8	HARYANA	140217970	22488745	6866445	125367	29480557	169698527
9	HIMACHAL PRADESH	64499176	9942321	2774870		12717191	77216367
10	JAMMU & KASHMIR	46277102	13357857	240739		13598596	59875698
11	JHARKHAND	97590664	16255063	2251804		18506867	116097531
12	KARNATAKA	270803167	64553309	4240590		68793899	339597066
13	KERALA	181713763	66380288	6869619	1128520	74378427	256092190
14	MADHYA PRADESH	260260642	38356611	5970854		44327465	304588107
15	MAHARAHSTRA	627747351	183448469	11665802	80981	195195252	822942603
16	MANIPUR	13508653	7073096	876119	4142	7953357	21462010
17	MEGHALAYA	19531991	1394015	762604	108512	2265131	21797122
18	MIZORAM	13800001	1143074	629278	60201	1832553	15632554
19	NAGALAND	12716784	995758	575861		1571619	14288403
20	ODISHA	142946534	41863265	2944773	94757	44902795	187849329
21	PUNJAB	111069789	26136987	1940480		28077467	139147256
22	RAJASTHAN	319580180	29344702	3875539		33220241	352800421
23	SIKKIM	11551507	499903	537771		1037674	12589181
24	TAMIL NADU	333474307	148652979	8889206		157542185	491016492
25	TELANGANA	92348247	83473450	1487073	926061	85886584	178234831
26	TRIPURA	23990118	11682129	562155	4000	12248284	36238402
27	UTTARAKHAND	63617799	17463942	2168322		19632264	83250063
28	UTTAR PRADESH	539262173	553171769	10135303		563307072	1102569246
29	WEST BENGAL	284168671	99460566	2582625		102043191	386211862
<b>TOTAL STATES</b>		<b>4664046708</b>	<b>1670756225</b>	<b>131573824</b>	<b>4410336</b>	<b>1806740385</b>	<b>6470787094</b>
30	A & N ISLAND	6262000	391100	225200		616300	6878300
31	CHANDIGARH	6789600	3298475	133975		3432450	10222050
32	DADRA & NAGAR HAVELI & DAMAN & DIU	2807150	406900	161350	10200	578450	3385600
33	DELHI	102763701	5718496	1285730		7004226	109767927
34	JAMMU & KASHMIR- UT	0				0	0
35	LADAKH	0				0	0
36	LAKSHADWEEP	1366000	159000	27100		186100	1552100
37	PUDUCHERRY	8359532	2415716	259972		2675688	11035220
<b>TOTAL U.T.</b>		<b>128347983</b>	<b>12389687</b>	<b>2093327</b>	<b>10200</b>	<b>14493214</b>	<b>142841197</b>
<b>TOTAL (STATE &amp; UTs)</b>		<b>4792394691</b>	<b>1683145912</b>	<b>133667151</b>	<b>4420536</b>	<b>1821233599</b>	<b>6613628291</b>
<b>CENTRE TOTAL</b>		<b>926647200</b>	<b>1039795249</b>	<b>51104767</b>	<b>0</b>	<b>1090900016</b>	<b>2017547216</b>
<b>GRAND TOTAL</b>		<b>5719041891</b>	<b>2722941161</b>	<b>184771918</b>	<b>4420536</b>	<b>2912133615</b>	<b>8631175507</b>

**STATEMENT NO. 2(c): BUDGETED EXPENDITURE ON EDUCATION & TRAINING BY EDUCATION & OTHER DEPARTMENTS OF 2020-21 (BUDGET ESTIMATE) (REVENUE ACCOUNT)**

(RUPEES IN THOUSANDS)

S. No.	STATE/UNION TERRITORY	EDUCATION DEPARTMENTS	OTHER DEPARTMENTS 2020-21 (BE)				GRAND TOTAL
			EDUCATION	TRAINING		TOTAL	
				FORMAL	INFORMAL		
(1)	(2)	(3)	(4)	(5)	(6)	(7)	(8)
1	ANDHRA PRADESH	193837509	59329838	2320599		61650437	255487946
2	ARUNACHAL PRADESH	13934524	3056448	383303	4970	3444721	17379245
3	ASSAM	164014626	18391595	2993733	87670	21472998	185487624
4	BIHAR	185244363	30519882	21711258		52231140	237475503
5	CHHATTISGARH	160947280	7213260	4233807		11447067	172394347
6	GOA	20857544	9351519	1328697	147449	10827665	31685209
7	GUJARAT	249470226	92776949	13938739	1597904	108313592	357783818
8	HARYANA	171272409	27451497	8606399	64700	36122596	207395005
9	HIMACHAL PRADESH	70950463	10352181	2830135		13182316	84132779
10	JAMMU & KASHMIR	0				0	0
11	JHARKHAND	115620429	20111244	2332523		22443767	138064196
12	KARNATAKA	280859907	61589934	5929266		67519200	348379107
13	KERALA	191645127	75846280	7712903	1211556	84770739	276415866
14	MADHYA PRADESH	293708579	41562884	6236920		47799804	341508383
15	MAHARAHSTRA	684328183	210689927	16375757	212036	227277720	911605903
16	MANIPUR	16486778	7241805	994570	5632	8242007	24728785
17	MEGHALAYA	18853808	2531149	649143	150996	3331288	22185096
18	MIZORAM	14102797	1050772	383245	58054	1492071	15594868
19	NAGALAND	13631370	864566	625406		1489972	15121342
20	ODISHA	157301449	63945294	3297226	98278	67340798	224642247
21	PUNJAB	122639035	25832735	2512039	1229	28346003	150985038
22	RAJASTHAN	348752850	31832813	4203866		36036679	384789529
23	SIKKIM	11818775	716039	556855		1272894	13091669
24	TAMIL NADU	371606758	159217311	10633748		169851059	541457817
25	TELANGANA	107459259	83833646	1935257	1085521	86854424	194313683
26	TRIPURA	23633596	12251980	551369	34000	12837349	36470945
27	UTTARAKHAND	76081819	20279876	3110756		23390632	99472451
28	UTTAR PRADESH	618039029	287175771	13549735		300725506	918764535
29	WEST BENGAL	313344490	115377033	3161813		118538846	431883336
<b>TOTAL STATES</b>		<b>5010442982</b>	<b>1480394228</b>	<b>143099067</b>	<b>4759995</b>	<b>1628253290</b>	<b>6638696272</b>
30	A & N ISLAND	6641500	475700	233800		709500	7351000
31	CHANDIGARH	8747930	3399900	140650		3540550	12288480
32	DADRA & NAGAR HAVELI & DAMAN & DIU	3191200	402990	270950	20700	694640	3885840
33	DELHI	121484539	7849550	1725811		9575361	131059900
34	JAMMU & KASHMIR- UT	110573282	30977948	590555		31568503	142141785
35	LADAKH	12321600	395100	274705		669805	12991405
36	LAKSHADWEEP	1241000	165400	23900		189300	1430300
37	PUDUCHERRY	8355285	2462683	245581		2708264	11063549
<b>TOTAL U.T.</b>		<b>272556336</b>	<b>46129271</b>	<b>3505952</b>	<b>20700</b>	<b>49655923</b>	<b>322212259</b>
<b>TOTAL (STATE &amp; UTs)</b>		<b>5282999318</b>	<b>1526523499</b>	<b>146605019</b>	<b>4780695</b>	<b>1677909213</b>	<b>6960908531</b>
<b>CENTRE TOTAL</b>		<b>970740200</b>	<b>1192085132</b>	<b>67717993</b>	<b>0</b>	<b>1259803125</b>	<b>2230543325</b>
<b>GRAND TOTAL</b>		<b>6253739518</b>	<b>2718608631</b>	<b>214323012</b>	<b>4780695</b>	<b>2937712338</b>	<b>9191451856</b>

## STATEMENT NO. 3: TOTAL STATE BUDGET AND EXPENDITURE ON EDUCATION &amp; TRAINING (REVENUE ACCOUNT)

(RUPEES IN THOUSANDS)

S. No.	STATE/UNION TERRITORY	2018-19 (ACTUAL)			2019-20 (REVISED ESTIMATE)			2020-21 (BUDGET ESTIMATE)		
		TOTAL STATE BUDGET	EXP. ON EDU. BY EDU. & OTHER DEPTS.	% AGE OF COL(4) To COL(3)	TOTAL STATE BUDGET	EXP. ON EDU. BY EDU. & OTHER DEPTS.	% AGE OF COL(7) To COL(6)	TOTAL STATE BUDGET	EXP. ON EDU. BY EDU. & OTHER DEPTS.	% AGE OF COL(10) To COL(9)
(1)	(2)	(3)	(4)	(5)	(6)	(7)	(8)	(9)	(10)	(11)
1	ANDHRA PRADESH	1285694530	276107477	21.48	1375180660	265440640	19.30	1803926470	255487946	14.16
2	ARUNACHAL PRADESH	124294760	15989208	12.86	129722090	16994700	13.10	142139010	17379245	12.23
3	ASSAM	568989960	142373365	25.02	922137610	196341400	21.29	827769780	185487624	22.41
4	BIHAR	1248968050	195716997	15.67	1698461350	264512434	15.57	1647511900	237475503	14.41
5	CHHATTISGARH	644111740	115980006	18.01	851253030	156711737	18.41	813999460	172394347	21.18
6	GOA	110828480	26577372	23.98	132459180	29648335	22.38	147274230	31685209	21.51
7	GUJARAT	1327895800	353700236	26.64	1486855500	351942587	23.67	1616580700	357783818	22.13
8	HARYANA	771555440	139887906	18.13	922561030	169698527	18.39	1053380930	207395005	19.69
9	HIMACHAL PRADESH	294286210	62745963	21.32	363366260	77216367	21.25	391228490	84132779	21.50
10	JAMMU & KASHMIR	560899800	89519739	15.96	595778500	59875698	10.05	626638610	0	0.00
11	JHARKHAND	502554370	84516119	16.82	663170890	116097531	17.51	733159400	138064196	18.83
12	KARNATAKA	1642998520	298095514	18.14	1769703830	339597066	19.19	1797764420	348379107	19.38
13	KERALA	1103163920	254064707	23.03	1165168480	256092190	21.98	1298373670	276415866	21.29
14	MADHYA PRADESH	1415772070	283599138	20.03	1512590640	304588107	20.14	1541103690	341508383	22.16
15	MAHARAHSTRA	2670216590	642960393	24.08	3413238780	822942603	24.11	3569675770	911605903	25.54
16	MANIPUR	97487220	15509610	15.91	136115300	21462010	15.77	160910800	24728785	15.37
17	MEGHALAYA	102559410	18639908	18.17	136994760	21797122	15.91	144275820	22185096	15.38
18	MIZORAM	75055910	12604980	16.79	104053910	15632554	15.02	90218490	15594868	17.29
19	NAGALAND	109199840	11846976	10.85	126153010	14288403	11.33	136235400	15121342	11.10
20	ODISHA	853564060	188569389	22.09	1056107320	187849329	17.79	1147908600	224642247	19.57
21	PUNJAB	754037070	120076248	15.92	866020860	139147256	16.07	957160430	150985038	15.77
22	RAJASTHAN	1667731850	316187964	18.96	1847565990	352800421	19.10	1857500280	384789529	20.72
23	SIKKIM	52265790	9831105	18.81	69612810	12589181	18.08	73435960	13091669	17.83
24	TAMIL NADU	1972006000	430746857	21.84	2169325100	491016492	22.63	2409927840	541457817	22.47
25	TELANGANA	970830790	180950963	18.64	1108247730	178234831	16.08	1386698160	194313683	14.01
26	TRIPURA	118891960	30673897	25.80	158188100	36238402	22.91	172521170	36470945	21.14
27	UTTARAKHAND	321960210	82567568	25.65	354817120	83250063	23.46	423896710	99472451	23.47
28	UTTAR PRADESH	3017279560	657577143	21.79	3439832770	1102569246	32.05	3951169560	918764535	23.25
29	WEST BENGAL	1563739070	357447782	22.86	1694300000	386211862	22.79	1793980000	431883336	24.07
	<b>TOTAL STATES</b>	<b>25948838980</b>	<b>5415064530</b>	<b>20.87</b>	<b>30268982610</b>	<b>6470787094</b>	<b>21.38</b>	<b>32716365750</b>	<b>6638696272</b>	<b>20.29</b>
30	A & N ISLANDS	41805400	6757668	16.16	497958000	6878300	1.38	45419000	7351000	16.18
31	CHANDIGARH	39461200	9706877	24.60	419369000	10222050	2.44	43009600	12288480	28.57
32	DADRA & NAGAR HAVELI & DAMAN & DIU	21416000	2663999	12.44	195007000	3385600	1.74	14281000	3885840	27.21
33	DELHI	368515730	99286263	26.94	422080950	109767927	26.01	480704700	131059900	27.26
34	JAMMU & KASHMIR- UT		0	0.00		0	0.00		142141785	0.00
35	LADAKH		0	0.00		0	0.00	23317200	12991405	55.72
36	LAKSHADWEEP	10941600	1533010	14.01	112988000	1552100	1.37	11483400	1430300	12.46
37	PUDUCHERRY	63868730	9408225	14.73	72886630	11035220	15.14	77150000	11063549	14.34
	<b>TOTAL U.T.</b>	<b>546008660</b>	<b>129356042</b>	<b>23.69</b>	<b>568365844</b>	<b>142841197</b>	<b>25.13</b>	<b>627828150</b>	<b>322212259</b>	<b>51.32</b>
	<b>TOTAL (STATE &amp; UTs)</b>	<b>26494847640</b>	<b>5544420572</b>	<b>20.93</b>	<b>30837348454</b>	<b>6613628291</b>	<b>21.45</b>	<b>33344193900</b>	<b>6960908531</b>	<b>20.88</b>
	<b>CENTRE TOTAL</b>	<b>22615708100</b>	<b>1821391938</b>	<b>8.05</b>	<b>26537647200</b>	<b>2017547216</b>	<b>7.60</b>	<b>29407390800</b>	<b>2230543325</b>	<b>7.58</b>
	<b>GRAND TOTAL</b>	<b>49110555740</b>	<b>7365812510</b>	<b>15.00</b>	<b>57374995654</b>	<b>8631175507</b>	<b>15.04</b>	<b>62751584700</b>	<b>9191451856</b>	<b>14.65</b>

**STATEMENT NO. 4: BUDGETED EXPENDITURE ON ELEMENTARY EDUCATION (REVENUE ACCOUNT)-  
TOTAL EXPENDITURE**

(RUPEES IN THOUSANDS)

S. No.	STATE/UNION TERRITORY	2018-19 (ACTUAL)	% AGE TO TOTAL EXP. ON EDUCATION	2019-20 (REVISED ESTIMATE)	% AGE TO TOTAL EXP. ON EDUCATION	2020-21 (BUDGET ESTIMATE)	% AGE TO TOTAL EXP. ON EDUCATION
(1)	(2)	(3)	(4)	(5)	(6)	(7)	(8)
1	ANDHRA PRADESH	80249953	44.40	80516729	41.87	82864703	42.75
2	ARUNACHAL PRADESH	7334901	60.79	8770716	63.05	7952071	57.07
3	ASSAM	55333122	43.19	67988977	39.85	76046859	46.37
4	BIHAR	77871472	49.95	86891931	41.78	86625436	46.76
5	CHHATTISGARH	57260900	52.14	73246021	50.15	79946059	49.67
6	GOA	4573149	23.58	4611122	23.39	4016869	19.26
7	GUJARAT	142886995	62.18	145822780	60.06	150083688	60.16
8	HARYANA	63035720	54.03	72185120	51.48	85606540	49.98
9	HIMACHAL PRADESH	25946581	50.66	32054058	49.70	37431844	52.76
10	JAMMU & KASHMIR*	30416553	40.58	22040357	47.63	0	0.00
11	JHARKHAND	43885551	65.71	59545475	61.02	70531534	61.00
12	KARNATAKA	127025207	54.74	159105647	58.75	158992475	56.61
13	KERALA	69171263	38.49	68709556	37.81	72485498	37.82
14	MADHYA PRADESH	106966393	43.74	164917036	63.37	210636835	71.72
15	MAHARAHSTRA	220139463	45.81	298359761	47.53	320547802	46.84
16	MANIPUR	3827232	38.89	5149213	38.12	6453137	39.14
17	MEGHALAYA	10516784	62.13	8646357	44.27	8949031	47.47
18	MIZORAM	5384339	48.22	6463542	46.84	6649982	47.15
19	NAGALAND	4654784	45.61	6969593	54.81	7370265	54.07
20	ODISHA	65578565	49.88	72487389	50.71	80016003	50.87
21	PUNJAB	31705581	31.98	36932055	33.25	41040555	33.46
22	RAJASTHAN	85106111	29.75	107867773	33.75	129313355	37.08
23	SIKKIM	1785842	19.74	3607750	31.23	4381391	37.07
24	TAMIL NADU	120916696	40.20	127694911	38.29	145250573	39.09
25	TELANGANA	40564115	39.04	34489332	37.35	42162349	39.24
26	TRIPURA	4045803	18.33	1102274	4.59	8638222	36.55
27	UTTARAKHAND	24769735	40.01	25743813	40.47	30280328	39.80
28	UTTAR PRADESH	328381041	74.11	416248478	77.19	468563821	75.81
29	WEST BENGAL	89888268	35.29	94974422	33.42	113530724	36.23
	<b>TOTAL STATES</b>	<b>1929222119</b>	<b>47.72</b>	<b>2293142188</b>	<b>49.17</b>	<b>2536367949</b>	<b>50.62</b>
30	A & N ISLANDS	3292386	54.70	3376600	53.92	3584800	53.98
31	CHANDIGARH	2235273	34.90	2396367	35.29	2441720	27.91
32	DADRA & NAGAR HAVELI & DAMAN & DIU	903908	39.20	911900	32.48	960000	30.08
33	DELHI	19849412	21.18	19723766	19.19	22964400	18.90
34	JAMMU & KASHMIR- UT	0	0.00	0	0.00	49068731	44.38
35	LADAKH	0	0.00	0	0.00	3210200	26.05
36	LAKSHADWEEP	533252	39.07	558000	40.85	606000	
37	PUDUCHERRY	2856505	35.81	2963269	35.45	2956028	
	<b>TOTAL U.T.</b>	<b>29670736</b>	<b>25.19</b>	<b>29929902</b>	<b>23.32</b>	<b>85791879</b>	<b>31.48</b>
	<b>TOTAL (STATE &amp; UTs)</b>	<b>1958892855</b>	<b>47.08</b>	<b>2323072090</b>	<b>48.47</b>	<b>2622159828</b>	<b>49.63</b>
	<b>CENTRE TOTAL</b>	<b>355471100</b>	<b>45.74</b>	<b>459911300</b>	<b>49.63</b>	<b>500008000</b>	<b>51.51</b>
	<b>GRAND TOTAL</b>	<b>2314363955</b>	<b>46.87</b>	<b>2782983390</b>	<b>48.66</b>	<b>3122167828</b>	<b>49.92</b>

**STATEMENT NO. 4.1: BUDGETED EXPENDITURE ON ELEMENTARY EDUCATION (REVENUE ACCOUNT)-  
DIRECTION, INSPECTION & ADMINISTRATION**

(RUPEES IN THOUSANDS)

S. No.	STATE/UNION TERRITORY	2018-19 (ACTUAL)	% AGE TO TOTAL EXP. ON ELEMENTARY EDUCATION	2019-20 (REVISED ESTIMATE)	% AGE TO TOTAL EXP. ON ELEMENTARY EDUCATION	2020-21 (BUDGET ESTIMATE)	% AGE TO TOTAL EXP. ON ELEMENTARY EDUCATION
(1)	(2)	(3)	(4)	(5)	(6)	(7)	(8)
1	ANDHRA PRADESH	2307401	2.88	10000	0.01	0	0.00
2	ARUNACHAL PRADESH	5462965	74.48	5945968	67.79	6547552	82.34
3	ASSAM	1011272	1.83	1215572	1.79	1095298	1.44
4	BIHAR	171968	0.22	247084	0.28	357326	0.41
5	CHHATTISGARH	1643597	2.87	2308493	3.15	1842722	2.30
6	GOA	106976	2.34	122400	2.65	129650	3.23
7	GUJARAT	381173	0.27	413021	0.28	593556	0.40
8	HARYANA	722112	1.15	1304300	1.81	1076000	1.26
9	HIMACHAL PRADESH	820246	3.16	1093656	3.41	1208337	3.23
10	JAMMU & KASHMIR	15809286	51.98	10228196	46.41	0	0.00
11	JHARKHAND	581201	1.32	873030	1.47	908899	1.29
12	KARNATAKA	0	0.00	0	0.00	0	0.00
13	KERALA	993964	1.44	971315	1.41	999222	1.38
14	MADHYA PRADESH	1360491	1.27	1523510	0.92	1774607	0.84
15	MAHARAHSTRA	138538	0.06	200203	0.07	217840	0.07
16	MANIPUR	149926	3.92	201579	3.91	258405	4.00
17	MEGHALAYA	521899	4.96	205805	2.38	230240	2.57
18	MIZORAM	74269	1.38	81716	1.26	94119	1.42
19	NAGALAND	0	0.00	0	0.00	0	0.00
20	ODISHA	1422037	2.17	1565240	2.16	1782642	2.23
21	PUNJAB	333123	1.05	383170	1.04	413950	1.01
22	RAJASTHAN	316572	0.37	534050	0.50	554551	0.43
23	SIKKIM	0	0.00	0	0.00	0	0.00
24	TAMIL NADU	2143656	1.77	2311622	1.81	2532596	1.74
25	TELANGANA	0	0.00	0	0.00	0	0.00
26	TRIPURA	38823	0.96	5020	0.46	7033031	81.42
27	UTTARAKHAND	503477	2.03	550995	2.14	665847	2.20
28	UTTAR PRADESH	2090277	0.64	2143185	0.51	2448774	0.52
29	WEST BENGAL	702754	0.78	815671	0.86	936005	0.82
	<b>TOTAL STATES</b>	<b>39808003</b>	<b>2.06</b>	<b>35254801</b>	<b>1.54</b>	<b>33701169</b>	<b>1.33</b>
30	A & N ISLANDS	0	0.00	0	0.00	0	0.00
31	CHANDIGARH	2148586	96.12	2301225	96.03	2341090	95.88
32	DADRA & NAGAR HAVELI & DAMAN & DIU	273249	30.23	266700	29.25	0	0.00
33	DELHI	0	0.00	0	0.00	0	0.00
34	JAMMU & KASHMIR- UT	0	0.00	0	0.00	25359903	51.68
35	LADAKH	0	0.00	0	0.00	0	0.00
36	LAKSHADWEEP		0.00		0.00		0.00
37	PUDUCHERRY	88746	3.11	92643	3.13	96735	3.27
	<b>TOTAL U.T.</b>	<b>2510581</b>	<b>8.46</b>	<b>2660568</b>	<b>8.89</b>	<b>27797728</b>	<b>32.40</b>
	<b>TOTAL (STATE &amp; UTs)</b>	<b>42318584</b>	<b>2.16</b>	<b>37915369</b>	<b>1.63</b>	<b>61498897</b>	<b>2.35</b>

**STATEMENT NO. 4.2: BUDGETED EXPENDITURE ON ELEMENTARY EDUCATION (REVENUE ACCOUNT)- GOVERNMENT  
PRIMARY SCHOOLS**

(RUPEES IN THOUSANDS)

S. No.	STATE/UNION TERRITORY	2018-19 (ACTUAL)	% AGE TO TOTAL EXP. ON ELEMENTARY EDUCATION	2019-20 (REVISED ESTIMATE)	% AGE TO TOTAL EXP. ON ELEMENTARY EDUCATION	2020-21 (BUDGET ESTIMATE)	% AGE TO TOTAL EXP. ON ELEMENTARY EDUCATION
(1)	(2)	(3)	(4)	(5)	(6)	(7)	(8)
1	ANDHRA PRADESH	1720998	2.14	1793122	2.23	2472138	2.98
2	ARUNACHAL PRADESH	0	0.00	0	0.00	0	0.00
3	ASSAM	49047274	88.64	58262100	85.69	59044029	77.64
4	BIHAR	38797698	49.82	43064066	49.56	40197430	46.40
5	CHHATTISGARH	40006851	69.87	54683404	74.66	65182367	81.53
6	GOA	1544718	33.78	1647200	35.72	1649260	41.06
7	GUJARAT	135176727	94.60	139350188	95.56	142589238	95.01
8	HARYANA	54260795	86.08	61576800	85.30	73765100	86.17
9	HIMACHAL PRADESH	23169080	89.30	27876681	86.97	32814328	87.66
10	JAMMU & KASHMIR	14607197	48.02	11702288	53.09	0	0.00
11	JHARKHAND	34944867	79.63	40475477	67.97	46756140	66.29
12	KARNATAKA	0	0.00	100	0.00	0	0.00
13	KERALA	22465668	32.48	22808296	33.20	23381994	32.26
14	MADHYA PRADESH	80417178	75.18	158336049	96.01	205799805	97.70
15	MAHARAHSTRA	0	0.00	0	0.00	0	0.00
16	MANIPUR	3130793	81.80	3828621	74.35	4953060	76.75
17	MEGHALAYA	3752398	35.68	3434204	39.72	3576815	39.97
18	MIZORAM	4558273	84.66	5584886	86.41	6125171	92.11
19	NAGALAND	4562325	98.01	4894740	70.23	5366766	72.82
20	ODISHA	57293029	87.37	67613882	93.28	74686745	93.34
21	PUNJAB	22285943	70.29	27153308	73.52	31310024	76.29
22	RAJASTHAN	3206972	3.77	3389631	3.14	3870114	2.99
23	SIKKIM	30000	1.68	2646198	73.35	4119597	94.02
24	TAMIL NADU	82238313	68.01	87690384	68.67	101105832	69.61
25	TELANGANA	4778703	11.78	3124387	9.06	5115556	12.13
26	TRIPURA	155592	3.85	29789	2.70	27820	0.32
27	UTTARAKHAND	22369471	90.31	22205444	86.26	26910937	88.87
28	UTTAR PRADESH	168412	0.05	186931	0.04	210509	0.04
29	WEST BENGAL	50469	0.06	57922	0.06	67433	0.06
	<b>TOTAL STATES</b>	<b>704739744</b>	<b>36.53</b>	<b>853416098</b>	<b>37.22</b>	<b>961098208</b>	<b>37.89</b>
30	A & N ISLANDS	2951721	89.65	3026800	89.64	3255400	90.81
31	CHANDIGARH	0	0.00	0	0.00	0	0.00
32	DADRA & NAGAR HAVELI & DAMAN & DIU	621125	68.72	635800	69.72	946000	98.54
33	DELHI	1831975	9.23	2014420	10.21	2732600	11.90
34	JAMMU & KASHMIR- UT	0	0.00	0	0.00	23568366	48.03
35	LADAKH	0	0.00	0	0.00	3210200	100.00
36	LAKSHADWEEP	533252	100.00	558000	100.00	606000	100.00
37	PUDUCHERRY		0.00		0.00		0.00
	<b>TOTAL U.T.</b>	<b>5938073</b>	<b>20.01</b>	<b>6235020</b>	<b>20.83</b>	<b>34318566</b>	<b>40.00</b>
	<b>TOTAL (STATE &amp; UTs)</b>	<b>710677817</b>	<b>36.28</b>	<b>859651118</b>	<b>37.00</b>	<b>995416774</b>	<b>37.96</b>



**STATEMENT NO. 4.3: BUDGETED EXPENDITURE ON ELEMENTARY EDUCATION (REVENUE ACCOUNT)-  
ASSISTANCE TO NON-GOVT. PRIMARY SCHOOLS**

(RUPEES IN THOUSANDS)

S. No.	STATE/UNION TERRITORY	2018-19 (ACTUAL)	% AGE TO TOTAL EXP. ON ELEMENTARY EDUCATION	2019-20 (REVISED ESTIMATE)	% AGE TO TOTAL EXP. ON ELEMENTARY EDUCATION	2020-21 (BUDGET ESTIMATE)	% AGE TO TOTAL EXP. ON ELEMENTARY EDUCATION
(1)	(2)	(3)	(4)	(5)	(6)	(7)	(8)
1	ANDHRA PRADESH	3765480	4.69	3692619	4.59	3294851	3.98
2	ARUNACHAL PRADESH	0	0.00	0	0.00	0	0.00
3	ASSAM	1135779	2.05	1306510	1.92	1366892	1.80
4	BIHAR	267582	0.34	867488	1.00	1367488	1.58
5	CHHATTISGARH	726248	1.27	1353129	1.85	1274700	1.59
6	GOA	1494784	32.69	1280000	27.76	1300000	32.36
7	GUJARAT	0	0.00	0	0.00	0	0.00
8	HARYANA	225681	0.36	240000	0.33	260000	0.30
9	HIMACHAL PRADESH	20000	0.08	20002	0.06	10002	0.03
10	JAMMU & KASHMIR	0	0.00	0	0.00	0	0.00
11	JHARKHAND	1344366	3.06	2271360	3.81	2120309	3.01
12	KARNATAKA	1996259	1.57	5000000	3.14	5500000	3.46
13	KERALA	42817161	61.90	42183787	61.39	43732132	60.33
14	MADHYA PRADESH	3658663	3.42	4992427	3.03	2988400	1.42
15	MAHARAHSTRA	644326	0.29	753690	0.25	916442	0.29
16	MANIPUR	202875	5.30	408866	7.94	531525	8.24
17	MEGHALAYA	6236262	59.30	5001768	57.85	5136226	57.39
18	MIZORAM	300030	5.57	370873	5.74	430692	6.48
19	NAGALAND	3500	0.08	3500	0.05	3500	0.05
20	ODISHA	1505115	2.30	1761167	2.43	1723840	2.15
21	PUNJAB	69919	0.22	73500	0.20	78000	0.19
22	RAJASTHAN	0	0.00	8063	0.01	803	0.00
23	SIKKIM	0	0.00	0	0.00	0	0.00
24	TAMIL NADU	28857234	23.87	29718466	23.27	33083663	22.78
25	TELANGANA	840960	2.07	838184	2.43	930384	2.21
26	TRIPURA	87872	2.17	93548	8.49	97090	1.12
27	UTTARAKHAND	1844028	7.44	2983554	11.59	2536439	8.38
28	UTTAR PRADESH	286688599	87.30	328733348	78.98	377816005	80.63
29	WEST BENGAL	62337387	69.35	72290425	76.12	77070151	67.88
	<b>TOTAL STATES</b>	<b>447070110</b>	<b>23.17</b>	<b>506246274</b>	<b>22.08</b>	<b>563569534</b>	<b>22.22</b>
30	A & N ISLANDS	0	0.00	0	0.00	0	0.00
31	CHANDIGARH	47000	2.10	54200	2.26	55750	2.28
32	DADRA & NAGAR HAVELI & DAMAN & DIU	0	0.00	0	0.00	0	0.00
33	DELHI	0	0.00	0	0.00	0	0.00
34	JAMMU & KASHMIR- UT	0	0.00	0	0.00	0	0.00
35	LADAKH	0	0.00	0	0.00	0	0.00
36	LAKSHADWEEP		0.00		0.00		0.00
37	PUDUCHERRY		0.00		0.00		0.00
	<b>TOTAL U.T.</b>	<b>47000</b>	<b>0.16</b>	<b>54200</b>	<b>0.18</b>	<b>55750</b>	<b>0.06</b>
	<b>TOTAL (STATE &amp; UTs)</b>	<b>447117110</b>	<b>22.82</b>	<b>506300474</b>	<b>21.79</b>	<b>563625284</b>	<b>21.49</b>

**STATEMENT NO. 4.4: BUDGETED EXPENDITURE ON ELEMENTARY EDUCATION (REVENUE ACCOUNT)-  
ASSISTANCE TO LOCAL BODIES FOR PRIMARY EDUCATION**

(RUPEES IN THOUSANDS)

S. No.	STATE/UNION TERRITORY	2018-19 (ACTUAL)	% AGE TO TOTAL EXP. ON ELEMENTARY EDUCATION	2019-20 (REVISED ESTIMATE)	% AGE TO TOTAL EXP. ON ELEMENTARY EDUCATION	2020-21 (BUDGET ESTIMATE)	% AGE TO TOTAL EXP. ON ELEMENTARY EDUCATION
(1)	(2)	(3)	(4)	(5)	(6)	(7)	(8)
1	ANDHRA PRADESH	71617909	89.24	72138190	89.59	73790109	89.05
2	ARUNACHAL PRADESH	0	0.00	0	0.00	0	0.00
3	ASSAM	272063	0.49	957878	1.41	474922	0.62
4	BIHAR	20450306	26.26	20295540	23.36	23268421	26.86
5	CHHATTISGARH	10063567	17.57	4159610	5.68	1832100	2.29
6	GOA	0	0.00	0	0.00	0	0.00
7	GUJARAT	0	0.00	0	0.00	0	0.00
8	HARYANA	0	0.00	80	0.00	100	0.00
9	HIMACHAL PRADESH	0	0.00	0	0.00	0	0.00
10	JAMMU & KASHMIR	0	0.00	0	0.00	0	0.00
11	JHARKHAND	0	0.00	0	0.00	0	0.00
12	KARNATAKA	119625353	94.17	132632088	83.36	144983375	91.19
13	KERALA	12804	0.02	12500	0.02	12500	0.02
14	MADHYA PRADESH	21454336	20.06	0	0.00	0	0.00
15	MAHARAHSTRA	212915388	96.72	286865836	96.15	307003029	95.77
16	MANIPUR	0	0.00	0	0.00	0	0.00
17	MEGHALAYA	0	0.00	2110	0.02	2110	0.02
18	MIZORAM	0	0.00	0	0.00	0	0.00
19	NAGALAND	0	0.00	0	0.00	0	0.00
20	ODISHA	0	0.00	0	0.00	0	0.00
21	PUNJAB	0	0.00	0	0.00	0	0.00
22	RAJASTHAN	43824505	51.49	41042393	38.05	45076508	34.86
23	SIKKIM	1555260	87.09	729367	20.22	0	0.00
24	TAMIL NADU	50347	0.04	65373	0.05	65373	0.05
25	TELANGANA	34909795	86.06	30488913	88.40	36075102	85.56
26	TRIPURA	0	0.00	0	0.00	0	0.00
27	UTTARAKHAND	0	0.00	0	0.00	0	0.00
28	UTTAR PRADESH	0	0.00	0	0.00	0	0.00
29	WEST BENGAL	0	0.00	0	0.00	0	0.00
	<b>TOTAL STATES</b>	<b>536751633</b>	<b>27.82</b>	<b>589389878</b>	<b>25.70</b>	<b>632583649</b>	<b>24.94</b>
30	A & N ISLANDS	0	0.00	0	0.00	0	0.00
31	CHANDIGARH	0	0.00	0	0.00	0	0.00
32	DADRA & NAGAR HAVELI & DAMAN & DIU	5000	0.55	5000	0.55	7000	0.73
33	DELHI	14554313	73.32	14443800	73.23	16450000	71.63
34	JAMMU & KASHMIR- UT	0	0.00	0	0.00	0	0.00
35	LADAKH	0	0.00	0	0.00	0	0.00
36	LAKSHADWEEP		0.00		0.00		0.00
37	PUDUCHERRY		0.00		0.00		0.00
	<b>TOTAL U.T.</b>	<b>14559313</b>	<b>49.07</b>	<b>14448800</b>	<b>48.28</b>	<b>16457000</b>	<b>19.18</b>
	<b>TOTAL (STATE &amp; UTs)</b>	<b>551310946</b>	<b>28.14</b>	<b>603838678</b>	<b>25.99</b>	<b>649040649</b>	<b>24.75</b>

**STATEMENT NO. 4.5: BUDGETED EXPENDITURE ON ELEMENTARY EDUCATION (REVENUE ACCOUNT)-  
TEACHER'S TRAINING**

(RUPEES IN THOUSANDS)

S. No.	STATE/UNION TERRITORY	2018-19 (ACTUAL)	% AGE TO TOTAL EXP. ON ELEMENTARY EDUCATION	2019-20 (REVISED ESTIMATE)	% AGE TO TOTAL EXP. ON ELEMENTARY EDUCATION	2020-21 (BUDGET ESTIMATE)	% AGE TO TOTAL EXP. ON ELEMENTARY EDUCATION
(1)	(2)	(3)	(4)	(5)	(6)	(7)	(8)
1	ANDHRA PRADESH	0	0.00	0	0.00	0	0.00
2	ARUNACHAL PRADESH	59583	0.81	58444	0.67	0	0.00
3	ASSAM	34265	0.06	30847	0.05	33926	0.04
4	BIHAR	0	0.00	0	0.00	0	0.00
5	CHHATTISGARH	31032	0.05	65140	0.09	68490	0.09
6	GOA	11239	0.25	15630	0.34	15330	0.38
7	GUJARAT	234095	0.16	291631	0.20	217458	0.14
8	HARYANA	0	0.00	0	0.00	0	0.00
9	HIMACHAL PRADESH	16466	0.06	176200	0.55	190800	0.51
10	JAMMU & KASHMIR	0	0.00	0	0.00	0	0.00
11	JHARKHAND	290044	0.66	202600	0.34	234786	0.33
12	KARNATAKA	300766	0.24	314600	0.20	329100	0.21
13	KERALA	99984	0.14	99448	0.14	120000	0.17
14	MADHYA PRADESH	9725	0.01	10106	0.01	11117	0.01
15	MAHARAHSTRA	710803	0.32	6028827	2.02	6510481	2.03
16	MANIPUR	1000	0.03	2185	0.04	2185	0.03
17	MEGHALAYA	0	0.00	0	0.00	0	0.00
18	MIZORAM	0	0.00	0	0.00	0	0.00
19	NAGALAND	0	0.00	0	0.00	0	0.00
20	ODISHA	0	0.00	0	0.00	0	0.00
21	PUNJAB	0	0.00	0	0.00	0	0.00
22	RAJASTHAN	0	0.00	0	0.00	0	0.00
23	SIKKIM	52382	2.93	87685	2.43	97794	2.23
24	TAMIL NADU	0	0.00	0	0.00	0	0.00
25	TELANGANA	0	0.00	0	0.00	0	0.00
26	TRIPURA	17762	0.44	2390	0.22	0	0.00
27	UTTARAKHAND	0	0.00	0	0.00	0	0.00
28	UTTAR PRADESH	0	0.00	0	0.00	0	0.00
29	WEST BENGAL	263100	0.29	352287	0.37	372768	0.33
	<b>TOTAL STATES</b>	<b>2132246</b>	<b>0.11</b>	<b>7738020</b>	<b>0.34</b>	<b>8204235</b>	<b>0.32</b>
30	A & N ISLANDS	73936	2.25	73000	2.16	75300	2.10
31	CHANDIGARH	39687	1.78	2000	0.08	2400	0.10
32	DADRA & NAGAR HAVELI & DAMAN & DIU	0	0.00	0	0.00	0	0.00
33	DELHI	204028	1.03	193000	0.98	199500	0.87
34	JAMMU & KASHMIR- UT	0	0.00	0	0.00	0	0.00
35	LADAKH	0	0.00	0	0.00	0	0.00
36	LAKSHADWEEP		0.00		0.00		0.00
37	PUDUCHERRY		0.00		0.00		0.00
	<b>TOTAL U.T.</b>	<b>317651</b>	<b>1.07</b>	<b>268000</b>	<b>0.90</b>	<b>277200</b>	<b>0.32</b>
	<b>TOTAL (STATE &amp; UTs)</b>	<b>2449897</b>	<b>0.13</b>	<b>8006020</b>	<b>0.34</b>	<b>8481435</b>	<b>0.32</b>

**STATEMENT NO. 4.6: BUDGETED EXPENDITURE ON ELEMENTARY EDUCATION (REVENUE ACCOUNT)-  
SCHOLARSHIPS**

(RUPEES IN THOUSANDS)

S. No.	STATE/UNION TERRITORY	2018-19 (ACTUAL)	% AGE TO TOTAL EXP. ON ELEMENTARY EDUCATION	2019-20 (REVISED ESTIMATE)	% AGE TO TOTAL EXP. ON ELEMENTARY EDUCATION	2020-21 (BUDGET ESTIMATE)	% AGE TO TOTAL EXP. ON ELEMENTARY EDUCATION
(1)	(2)	(3)	(4)	(5)	(6)	(7)	(8)
1	ANDHRA PRADESH	0	0.00	0	0.00	0	0.00
2	ARUNACHAL PRADESH	0	0.00	0	0.00	0	0.00
3	ASSAM	250635	0.45	250955	0.37	237500	0.31
4	BIHAR	2435685	3.13	3800001	4.37	2714500	3.13
5	CHHATTISGARH	296525	0.52	1940451	2.65	2013079	2.52
6	GOA	0	0.00	0	0.00	0	0.00
7	GUJARAT	0	0.00	0	0.00	0	0.00
8	HARYANA	701397	1.11	702000	0.97	574010	0.67
9	HIMACHAL PRADESH	0	0.00	0	0.00	0	0.00
10	JAMMU & KASHMIR	0	0.00	0	0.00	0	0.00
11	JHARKHAND	0	0.00	0	0.00	0	0.00
12	KARNATAKA	4662700	3.67	5381100	3.38	3904600	2.46
13	KERALA	0	0.00	0	0.00	0	0.00
14	MADHYA PRADESH	0	0.00	0	0.00	0	0.00
15	MAHARAHSTRA	0	0.00	0	0.00	0	0.00
16	MANIPUR	0	0.00	2500	0.05	2500	0.04
17	MEGHALAYA	519	0.00	1200	0.01	1800	0.02
18	MIZORAM	0	0.00	0	0.00	0	0.00
19	NAGALAND	0	0.00	0	0.00	0	0.00
20	ODISHA	39272	0.06	42910	0.06	42910	0.05
21	PUNJAB	10	0.00	5500	0.01	5500	0.01
22	RAJASTHAN	253511	0.30	262000	0.24	262000	0.20
23	SIKKIM	0	0.00	0	0.00	0	0.00
24	TAMIL NADU	0	0.00	0	0.00	0	0.00
25	TELANGANA	0	0.00	0	0.00	0	0.00
26	TRIPURA	15731	0.39	17490	1.59	17490	0.20
27	UTTARAKHAND	0	0.00	0	0.00	0	0.00
28	UTTAR PRADESH	0	0.00	0	0.00	0	0.00
29	WEST BENGAL	248480	0.28	374256	0.39	8000	0.01
	<b>TOTAL STATES</b>	<b>8904465</b>	<b>0.46</b>	<b>12780363</b>	<b>0.56</b>	<b>9783889</b>	<b>0.39</b>
30	A & N ISLANDS	0	0.00	0	0.00	0	0.00
31	CHANDIGARH	0	0.00	0	0.00	0	0.00
32	DADRA & NAGAR HAVELI & DAMAN & DIU	0	0.00	0	0.00	0	0.00
33	DELHI	0	0.00	0	0.00	0	0.00
34	JAMMU & KASHMIR- UT	0	0.00	0	0.00	0	0.00
35	LADAKH	0	0.00	0	0.00	0	0.00
36	LAKSHADWEEP		0.00		0.00		0.00
37	PUDUCHERRY	461	0.02	387	0.01	387	0.01
	<b>TOTAL U.T.</b>	<b>461</b>	<b>0.00</b>	<b>387</b>	<b>0.00</b>	<b>387</b>	<b>0.00</b>
	<b>TOTAL (STATE &amp; UTs)</b>	<b>8904926</b>	<b>0.45</b>	<b>12780750</b>	<b>0.55</b>	<b>9784276</b>	<b>0.37</b>

**STATEMENT NO. 4.7: BUDGETED EXPENDITURE ON ELEMENTARY EDUCATION (REVENUE ACCOUNT)-  
TEXT BOOKS**

(RUPEES IN THOUSANDS)

S. No.	STATE/UNION TERRITORY	2018-19 (ACTUAL)	% AGE TO TOTAL EXP. ON ELEMENTARY EDUCATION	2019-20 (REVISED ESTIMATE)	% AGE TO TOTAL EXP. ON ELEMENTARY EDUCATION	2020-21 (BUDGET ESTIMATE)	% AGE TO TOTAL EXP. ON ELEMENTARY EDUCATION
(1)	(2)	(3)	(4)	(5)	(6)	(7)	(8)
1	ANDHRA PRADESH	0	0.00	0	0.00	0	0.00
2	ARUNACHAL PRADESH	0	0.00	0	0.00	0	0.00
3	ASSAM	491820	0.89	212327	0.31	186770	0.25
4	BIHAR	0	0.00	0	0.00	0	0.00
5	CHHATTISGARH	4892	0.01	1391641	1.90	650500	0.81
6	GOA	0	0.00	0	0.00	0	0.00
7	GUJARAT	0	0.00	0	0.00	0	0.00
8	HARYANA	115924	0.18	120830	0.17	128450	0.15
9	HIMACHAL PRADESH	0	0.00	0	0.00	0	0.00
10	JAMMU & KASHMIR	70	0.00	300	0.00	0	0.00
11	JHARKHAND	0	0.00	0	0.00	0	0.00
12	KARNATAKA	0	0.00	0	0.00	0	0.00
13	KERALA	0	0.00	0	0.00	0	0.00
14	MADHYA PRADESH	66000	0.06	54944	0.03	62900	0.03
15	MAHARAHSTRA	0	0.00	0	0.00	0	0.00
16	MANIPUR	0	0.00	360	0.01	360	0.01
17	MEGHALAYA	0	0.00	0	0.00	0	0.00
18	MIZORAM	0	0.00	0	0.00	0	0.00
19	NAGALAND	20000	0.43	20000	0.29	20000	0.27
20	ODISHA	243690	0.37	260595	0.36	261366	0.33
21	PUNJAB	0	0.00	0	0.00	0	0.00
22	RAJASTHAN	0	0.00	0	0.00	0	0.00
23	SIKKIM	49200	2.76	72500	2.01	75000	1.71
24	TAMIL NADU	801177	0.66	802000	0.63	802000	0.55
25	TELANGANA	0	0.00	0	0.00	0	0.00
26	TRIPURA	0	0.00	0	0.00	0	0.00
27	UTTARAKHAND	0	0.00	0	0.00	0	0.00
28	UTTAR PRADESH	0	0.00	0	0.00	0	0.00
29	WEST BENGAL	1822792	2.03	2045420	2.15	1845700	1.63
	<b>TOTAL STATES</b>	<b>3615565</b>	<b>0.19</b>	<b>4980917</b>	<b>0.22</b>	<b>4033046</b>	<b>0.16</b>
30	A & N ISLANDS	0	0.00	0	0.00	0	0.00
31	CHANDIGARH	0	0.00	0	0.00	0	0.00
32	DADRA & NAGAR HAVELI & DAMAN & DIU	0	0.00	0	0.00	0	0.00
33	DELHI	0	0.00	0	0.00	0	0.00
34	JAMMU & KASHMIR- UT	0	0.00	0	0.00	300	0.00
35	LADAKH	0	0.00	0	0.00	0	0.00
36	LAKSHADWEEP		0.00		0.00		0.00
37	PUDUCHERRY	104455	3.66	126903	4.28	126035	4.26
	<b>TOTAL U.T.</b>	<b>104455</b>	<b>0.35</b>	<b>126903</b>	<b>0.42</b>	<b>126335</b>	<b>0.15</b>
	<b>TOTAL (STATE &amp; UTs)</b>	<b>3720020</b>	<b>0.19</b>	<b>5107820</b>	<b>0.22</b>	<b>4159381</b>	<b>0.16</b>

**STATEMENT NO. 4.8: BUDGETED EXPENDITURE ON ELEMENTARY EDUCATION (REVENUE ACCOUNT)-  
NON-FORMAL EDUCATION**

(RUPEES IN THOUSANDS)

S. No.	STATE/UNION TERRITORY	2018-19 (ACTUAL)	% AGE TO TOTAL EXP. ON ELEMENTARY EDUCATION	2019-20 (REVISED ESTIMATE)	% AGE TO TOTAL EXP. ON ELEMENTARY EDUCATION	2020-21 (BUDGET ESTIMATE)	% AGE TO TOTAL EXP. ON ELEMENTARY EDUCATION
(1)	(2)	(3)	(4)	(5)	(6)	(7)	(8)
1	ANDHRA PRADESH	0	0.00	0	0.00	0	0.00
2	ARUNACHAL PRADESH	0	0.00	0	0.00	0	0.00
3	ASSAM	0	0.00	0	0.00	0	0.00
4	BIHAR	0	0.00	0	0.00	0	0.00
5	CHHATTISGARH	2668	0.00	8200	0.01	8200	0.01
6	GOA	0	0.00	0	0.00	0	0.00
7	GUJARAT	0	0.00	0	0.00	0	0.00
8	HARYANA	0	0.00	0	0.00	0	0.00
9	HIMACHAL PRADESH	0	0.00	0	0.00	0	0.00
10	JAMMU & KASHMIR	0	0.00	0	0.00	0	0.00
11	JHARKHAND	0	0.00	0	0.00	0	0.00
12	KARNATAKA	0	0.00	0	0.00	0	0.00
13	KERALA	0	0.00	0	0.00	0	0.00
14	MADHYA PRADESH	0	0.00	0	0.00	0	0.00
15	MAHARAHSTRA	0	0.00	0	0.00	0	0.00
16	MANIPUR	0	0.00	0	0.00	0	0.00
17	MEGHALAYA	0	0.00	0	0.00	0	0.00
18	MIZORAM	0	0.00	0	0.00	0	0.00
19	NAGALAND	17622	0.38	14836	0.21	4200	0.06
20	ODISHA	0	0.00	0	0.00	0	0.00
21	PUNJAB	0	0.00	0	0.00	0	0.00
22	RAJASTHAN	7207	0.01	7553	0.01	9370	0.01
23	SIKKIM	0	0.00	0	0.00	0	0.00
24	TAMIL NADU	0	0.00	0	0.00	0	0.00
25	TELANGANA	0	0.00	0	0.00	0	0.00
26	TRIPURA	0	0.00	0	0.00	0	0.00
27	UTTARAKHAND	0	0.00	0	0.00	0	0.00
28	UTTAR PRADESH	38900	0.01	56509	0.01	56907	0.01
29	WEST BENGAL	0	0.00	105	0.00	105	0.00
	<b>TOTAL STATES</b>	<b>66397</b>	<b>0.00</b>	<b>87203</b>	<b>0.00</b>	<b>78782</b>	<b>0.00</b>
30	A & N ISLANDS	0	0.00	0	0.00	0	0.00
31	CHANDIGARH	0	0.00	0	0.00	0	0.00
32	DADRA & NAGAR HAVELI & DAMAN & DIU	0	0.00	0	0.00	0	#REF!
33	DELHI	0	0.00	0	0.00	0	0.00
34	JAMMU & KASHMIR- UT	0	0.00	0	0.00	0	0.00
35	LADAKH	0	0.00	0	0.00	0	0.00
36	LAKSHADWEEP		0.00		0.00		
37	PUDUCHERRY		0.00		0.00		
	<b>TOTAL U.T.</b>	<b>0</b>	<b>0.00</b>	<b>0</b>	<b>0.00</b>	<b>0</b>	<b>0.00</b>
	<b>TOTAL (STATE &amp; UTs)</b>	<b>66397</b>	<b>0.00</b>	<b>87203</b>	<b>0.00</b>	<b>78782</b>	<b>0.00</b>

**STATEMENT NO. 4.9: BUDGETED EXPENDITURE ON ELEMENTARY EDUCATION (REVENUE ACCOUNT)-  
MID DAY MEAL (STATE SHARE)**

(RUPEES IN THOUSANDS)

S. No.	STATE/UNION TERRITORY	2018-19 (ACTUAL)	% AGE TO TOTAL EXP. ON ELEMENTARY EDUCATION	2019-20 (REVISED ESTIMATE)	% AGE TO TOTAL EXP. ON ELEMENTARY EDUCATION	2020-21 (BUDGET ESTIMATE)	% AGE TO TOTAL EXP. ON ELEMENTARY EDUCATION
(1)	(2)	(3)	(4)	(5)	(6)	(7)	(8)
1	ANDHRA PRADESH	633809	0.79	2447976	3.04	2704285	3.26
2	ARUNACHAL PRADESH	0	0.00	24979	0.28	0	0.00
3	ASSAM	417085	0.75	619642	0.91	856022	1.13
4	BIHAR	25168	0.03	3293471	3.79	4300471	4.96
5	CHHATTISGARH	271578	0.47	1735953	2.37	1913901	2.39
6	GOA	0	0.00	0	0.00	0	0.00
7	GUJARAT	0	0.00	0	0.00	0	0.00
8	HARYANA	1720447	2.73	1991130	2.76	1959900	2.29
9	HIMACHAL PRADESH	0	0.00	0	0.00	0	0.00
10	JAMMU & KASHMIR	0	0.00	109573	0.50	0	0.00
11	JHARKHAND	2192407	5.00	4860000	8.16	4646700	6.59
12	KARNATAKA	0	0.00	0	0.00	0	0.00
13	KERALA	2631682	3.80	2189594	3.19	3284650	4.53
14	MADHYA PRADESH	0	0.00	0	0.00	0	0.00
15	MAHARAHSTRA	0	0.00	0	0.00	0	0.00
16	MANIPUR	20500	0.54	20000	0.39	20000	0.31
17	MEGHALAYA	0	0.00	0	0.00	0	0.00
18	MIZORAM	44193	0.82	45171	0.70	0	0.00
19	NAGALAND	4049	0.09	22427	0.32	0	0.00
20	ODISHA	325289	0.50	412770	0.57	399800	0.50
21	PUNJAB	837394	2.64	1234596	3.34	1140000	2.78
22	RAJASTHAN	3754576	4.41	5090000	4.72	5750000	4.45
23	SIKKIM	9000	0.50	7000	0.19	9000	0.21
24	TAMIL NADU	0	0.00	0	0.00	0	0.00
25	TELANGANA	0	0.00	0	0.00	0	0.00
26	TRIPURA	472058	11.67	0	0.00	0	0.00
27	UTTARAKHAND	0	0.00	0	0.00	164828	0.54
28	UTTAR PRADESH	6434492	1.96	6993425	1.68	9308836	1.99
29	WEST BENGAL	6757746	7.52	6797174	7.16	8581289	7.56
	<b>TOTAL STATES</b>	<b>26551473</b>	<b>1.38</b>	<b>37894881</b>	<b>1.65</b>	<b>45039682</b>	<b>1.78</b>
30	A & N ISLANDS	0	0.00	0	0.00	0	0.00
31	CHANDIGARH	0	0.00	0	0.00	0	0.00
32	DADRA & NAGAR HAVELI & DAMAN & DIU	0	0.00	0	0.00	0	0.00
33	DELHI	598596	3.02	582546	2.95	582300	2.54
34	JAMMU & KASHMIR- UT	0	0.00	0	0.00	140162	0.29
35	LADAKH	0	0.00	0	0.00	0	0.00
36	LAKSHADWEEP		0.00		0.00		0.00
37	PUDUCHERRY		0.00		0.00		0.00
	<b>TOTAL U.T.</b>	<b>598596</b>	<b>2.02</b>	<b>582546</b>	<b>1.95</b>	<b>722462</b>	<b>0.84</b>
	<b>TOTAL (STATE &amp; UTs)</b>	<b>27150069</b>	<b>1.39</b>	<b>38477427</b>	<b>1.66</b>	<b>45762144</b>	<b>1.75</b>

**STATEMENT NO. 4.10: BUDGETED EXPENDITURE ON ELEMENTARY EDUCATION (REVENUE ACCOUNT)-  
SSA (REVENUE ACCOUNT)**

(RUPEES IN THOUSANDS)

S. No.	STATE/UNION TERRITORY	2018-19 (ACTUAL)	% AGE TO TOTAL EXP. ON ELEMENTARY EDUCATION	2019-20 (REVISED ESTIMATE)	% AGE TO TOTAL EXP. ON ELEMENTARY EDUCATION	2020-21 (BUDGET ESTIMATE)	% AGE TO TOTAL EXP. ON ELEMENTARY EDUCATION
(1)	(2)	(3)	(4)	(5)	(6)	(7)	(8)
1	ANDHRA PRADESH	0	0.00	0	0.00	0	0.00
2	ARUNACHAL PRADESH	0	0.00	1514995	17.27	0	0.00
3	ASSAM	2211496	4.00	2590201	3.81	9824754	12.92
4	BIHAR	15209332	19.53	15014281	17.28	14297800	16.51
5	CHHATTISGARH	4213942	7.36	5600000	7.65	5160000	6.45
6	GOA	188596	4.12	2	0.00	2	0.00
7	GUJARAT	264134	0.18	472239	0.32	44983	0.03
8	HARYANA	1731717	2.75	1824980	2.53	1824980	2.13
9	HIMACHAL PRADESH	217199	0.84	281200	0.88	289000	0.77
10	JAMMU & KASHMIR	0	0.00	0	0.00	0	0.00
11	JHARKHAND	4532666	10.33	10863008	18.24	15864700	22.49
12	KARNATAKA	24142	0.02	3361010	2.11	2994000	1.88
13	KERALA	110000	0.16	404616	0.59	915000	1.26
14	MADHYA PRADESH	0	0.00	0	0.00	0	0.00
15	MAHARAHSTRA	0	0.00	0	0.00	0	0.00
16	MANIPUR	315934	8.25	656300	12.75	656300	10.17
17	MEGHALAYA	0	0.00	0	0.00	0	0.00
18	MIZORAM	407574	7.57	380896	5.89	0	0.00
19	NAGALAND	47288	1.02	2014090	28.90	1975799	26.81
20	ODISHA	4013543	6.12	0	0.00	0	0.00
21	PUNJAB	2582550	8.15	0	0.00	0	0.00
22	RAJASTHAN	26888135	31.59	50201508	46.54	0	0.00
23	SIKKIM	90000	5.04	65000	1.80	80000	1.83
24	TAMIL NADU	0	0.00	0	0.00	0	0.00
25	TELANGANA	0	0.00	0	0.00	0	0.00
26	TRIPURA	954115	23.58	0	0.00	0	0.00
27	UTTARAKHAND	0	0.00	0	0.00	0	0.00
28	UTTAR PRADESH	18351504	5.59	56064021	13.47	53251222	11.36
29	WEST BENGAL	4201411	4.67	21416	0.02	9600000	8.46
	<b>TOTAL STATES</b>	<b>86555278</b>	<b>4.49</b>	<b>151329763</b>	<b>6.60</b>	<b>116778540</b>	<b>4.60</b>
30	A & N ISLANDS	0	0.00	0	0.00	0	0.00
31	CHANDIGARH	0	0.00	0	0.00	0	0.00
32	DADRA & NAGAR HAVELI & DAMAN & DIU	0	0.00	0	0.00	0	0.00
33	DELHI	2660500	13.40	2490000	12.62	3000000	13.06
34	JAMMU & KASHMIR- UT	0	0.00	0	0.00	0	0.00
35	LADAKH	0	0.00	0	0.00	0	0.00
36	LAKSHADWEEP		0.00		0.00		0.00
37	PUDUCHERRY		0.00		0.00		0.00
	<b>TOTAL U.T.</b>	<b>2660500</b>	<b>8.97</b>	<b>2490000</b>	<b>8.32</b>	<b>3000000</b>	<b>3.50</b>
	<b>TOTAL (STATE &amp; UTs)</b>	<b>89215778</b>	<b>4.55</b>	<b>153819763</b>	<b>6.62</b>	<b>119778540</b>	<b>4.57</b>



**STATEMENT NO. 4.11: BUDGETED EXPENDITURE ON ELEMENTARY EDUCATION (REVENUE ACCOUNT)-  
FINANCE COMMISSION RECOMMENDATION**

(RUPEES IN THOUSANDS)

S. No.	STATE/UNION TERRITORY	2018-19 (ACTUAL)	% AGE TO TOTAL EXP. ON ELEMENTARY EDUCATION	2019-20 (REVISED ESTIMATE)	% AGE TO TOTAL EXP. ON ELEMENTARY EDUCATION	2020-21 (BUDGET ESTIMATE)	% AGE TO TOTAL EXP. ON ELEMENTARY EDUCATION
(1)	(2)	(3)	(4)	(5)	(6)	(7)	(8)
1	ANDHRA PRADESH	0	0.00	0	0.00	0	0.00
2	ARUNACHAL PRADESH	0	0.00	0	0.00	0	0.00
3	ASSAM	0	0.00	0	0.00	0	0.00
4	BIHAR	0	0.00	0	0.00	0	0.00
5	CHHATTISGARH	0	0.00	0	0.00	0	0.00
6	GOA	0	0.00	0	0.00	0	0.00
7	GUJARAT	0	0.00	0	0.00	0	0.00
8	HARYANA	0	0.00	0	0.00	0	0.00
9	HIMACHAL PRADESH	0	0.00	0	0.00	0	0.00
10	JAMMU & KASHMIR	0	0.00	0	0.00	0	0.00
11	JHARKHAND	0	0.00	0	0.00	0	0.00
12	KARNATAKA	0	0.00	0	0.00	0	0.00
13	KERALA	0	0.00	0	0.00	0	0.00
14	MADHYA PRADESH	0	0.00	0	0.00	0	0.00
15	MAHARAHSTRA	0	0.00	0	0.00	0	0.00
16	MANIPUR	0	0.00	0	0.00	0	0.00
17	MEGHALAYA	0	0.00	0	0.00	0	0.00
18	MIZORAM	0	0.00	0	0.00	0	0.00
19	NAGALAND	0	0.00	0	0.00	0	0.00
20	ODISHA	0	0.00	0	0.00	0	0.00
21	PUNJAB	0	0.00	0	0.00	0	0.00
22	RAJASTHAN	0	0.00	0	0.00	0	0.00
23	SIKKIM	0	0.00	0	0.00	0	0.00
24	TAMIL NADU	0	0.00	0	0.00	0	0.00
25	TELANGANA	0	0.00	0	0.00	0	0.00
26	TRIPURA	0	0.00	0	0.00	0	0.00
27	UTTARAKHAND	0	0.00	0	0.00	0	0.00
28	UTTAR PRADESH	0	0.00	0	0.00	0	0.00
29	WEST BENGAL	0	0.00	0	0.00	0	0.00
	<b>TOTAL STATES</b>	<b>0</b>	<b>0.00</b>	<b>0</b>	<b>0.00</b>	<b>0</b>	<b>0.00</b>
30	A & N ISLANDS	0	0.00	0	0.00	0	0.00
31	CHANDIGARH	0	0.00	0	0.00	0	0.00
32	DADRA & NAGAR HAVELI & DAMAN & DIU	0	0.00	0	0.00	0	0.00
33	DELHI	0	0.00	0	0.00	0	0.00
34	JAMMU & KASHMIR- UT	0	0.00	0	0.00	0	0.00
35	LADAKH	0	0.00	0	0.00	0	0.00
36	LAKSHADWEEP		0.00		0.00		0.00
37	PUDUCHERRY		0.00		0.00		0.00
	<b>TOTAL U.T.</b>	<b>0</b>	<b>0.00</b>	<b>0</b>	<b>0.00</b>	<b>0</b>	<b>0.00</b>
	<b>TOTAL (STATE &amp; UTs)</b>	<b>0</b>	<b>0.00</b>	<b>0</b>	<b>0.00</b>	<b>0</b>	<b>0.00</b>

**STATEMENT NO. 4.12: BUDGETED EXPENDITURE ON ELEMENTARY EDUCATION (REVENUE ACCOUNT)-  
OTHER EXPENDITURE**

(RUPEES IN THOUSANDS)

S. No.	STATE/UNION TERRITORY	2018-19 (ACTUAL)	% AGE TO TOTAL EXP. ON ELEMENTARY EDUCATION	2019-20 (REVISED ESTIMATE)	% AGE TO TOTAL EXP. ON ELEMENTARY EDUCATION	2020-21 (BUDGET ESTIMATE)	% AGE TO TOTAL EXP. ON ELEMENTARY EDUCATION
(1)	(2)	(3)	(4)	(5)	(6)	(7)	(8)
1	ANDHRA PRADESH	204356	0.25	434822	0.54	603320	0.73
2	ARUNACHAL PRADESH	1812353	24.71	1226330	13.98	1404519	17.66
3	ASSAM	461433	0.83	2542945	3.74	2926746	3.85
4	BIHAR	513733	0.66	310000	0.36	122000	0.14
5	CHHATTISGARH	0	0.00	0	0.00	0	0.00
6	GOA	1226836	26.83	1545890	33.53	922627	22.97
7	GUJARAT	6830866	4.78	5295701	3.63	6638453	4.42
8	HARYANA	3557647	5.64	4425000	6.13	6018000	7.03
9	HIMACHAL PRADESH	1703590	6.57	2606319	8.13	2919377	7.80
10	JAMMU & KASHMIR	0	0.00	0	0.00	0	0.00
11	JHARKHAND	0	0.00	0	0.00	0	0.00
12	KARNATAKA	415987	0.33	12416749	7.80	1281400	0.81
13	KERALA	40000	0.06	40000	0.06	40000	0.06
14	MADHYA PRADESH	0	0.00	0	0.00	6	0.00
15	MAHARAHSTRA	5730408	2.60	4511205	1.51	5900010	1.84
16	MANIPUR	6204	0.16	28802	0.56	28802	0.45
17	MEGHALAYA	5707	0.05	1270	0.01	1840	0.02
18	MIZORAM	0	0.00	0	0.00	0	0.00
19	NAGALAND	0	0.00	0	0.00	0	0.00
20	ODISHA	736590	1.12	830825	1.15	1118700	1.40
21	PUNJAB	5596642	17.65	8081981	21.88	8093081	19.72
22	RAJASTHAN	6854633	8.05	7332575	6.80	73790009	57.06
23	SIKKIM	0	0.00	0	0.00	0	0.00
24	TAMIL NADU	6825969	5.65	7107066	5.57	7661109	5.27
25	TELANGANA	34657	0.09	37848	0.11	41307	0.10
26	TRIPURA	2303850	56.94	954037	86.55	1462791	16.93
27	UTTARAKHAND	52759	0.21	3820	0.01	2277	0.01
28	UTTAR PRADESH	14608857	4.45	22071059	5.30	25471568	5.44
29	WEST BENGAL	13504129	15.02	12219746	12.87	15049273	13.26
	<b>TOTAL STATES</b>	<b>73027206</b>	<b>3.79</b>	<b>94023990</b>	<b>4.10</b>	<b>161497215</b>	<b>6.37</b>
30	A & N ISLANDS	266729	8.10	276800	8.20	254100	7.09
31	CHANDIGARH	0	0.00	38942	1.63	42480	1.74
32	DADRA & NAGAR HAVELI & DAMAN & DIU	4534	0.50	4400	0.48	7000	0.73
33	DELHI	0	0.00	0	0.00	0	0.00
34	JAMMU & KASHMIR- UT	0	0.00	0	0.00	0	0.00
35	LADAKH	0	0.00	0	0.00	0	0.00
36	LAKSHADWEEP		0.00		0.00		0.00
37	PUDUCHERRY	2662843	93.22	2743336	92.58	2732871	92.45
	<b>TOTAL U.T.</b>	<b>2934106</b>	<b>9.89</b>	<b>3063478</b>	<b>10.24</b>	<b>3036451</b>	<b>3.54</b>
	<b>TOTAL (STATE &amp; UTs)</b>	<b>75961312</b>	<b>3.88</b>	<b>97087468</b>	<b>4.18</b>	<b>164533666</b>	<b>6.27</b>

**STATEMENT NO. 5: BUDGETED EXPENDITURE ON SECONDARY EDUCATION (REVENUE ACCOUNT)-  
TOTAL EXPENDITURE**

(RUPEES IN THOUSANDS)

S. No.	STATE/UNION TERRITORY	2018-19 (ACTUAL)	% AGE TO TOTAL EXP. ON EDUCATION	2019-20 (REVISED ESTIMATE)	% AGE TO TOTAL EXP. ON EDUCATION	2020-21 (BUDGET ESTIMATE)	% AGE TO TOTAL EXP. ON EDUCATION
(1)	(2)	(3)	(4)	(5)	(6)	(7)	(8)
1	ANDHRA PRADESH	73891147	40.88	83714536	43.53	81256725	41.92
2	ARUNACHAL PRADESH	2672326	22.15	3487531	25.07	4480442	32.15
3	ASSAM	44680524	34.87	64754591	37.96	54349564	33.14
4	BIHAR	33277729	21.35	44317585	21.31	39447909	21.30
5	CHHATTISGARH	44558127	40.57	61372188	42.02	69475779	43.17
6	GOA	10265079	52.93	10078966	51.13	11094241	53.19
7	GUJARAT	55156265	24.00	62051896	25.56	66698775	26.74
8	HARYANA	33316009	28.56	40072260	28.58	52057700	30.39
9	HIMACHAL PRADESH	20060432	39.17	26265276	40.72	26858852	37.86
10	JAMMU & KASHMIR	33170863	44.25	17063341	36.87	0	0.00
11	JHARKHAND	7850484	11.75	15508157	15.89	22496167	19.46
12	KARNATAKA	67340691	29.02	73457050	27.13	77239632	27.50
13	KERALA	73915401	41.13	75349129	41.47	79699287	41.59
14	MADHYA PRADESH	113906819	46.58	69846460	26.84	55432949	18.87
15	MAHARASHTRA	181893974	37.85	235906380	37.58	250792297	36.65
16	MANIPUR	2994177	30.42	4302110	31.85	5236251	31.76
17	MEGHALAYA	3877923	22.91	6988867	35.78	5552756	29.45
18	MIZORAM	3010568	26.96	3591066	26.02	4019146	28.50
19	NAGALAND	3969156	38.89	4413199	34.70	4683156	34.36
20	ODISHA	45704597	34.77	47739920	33.40	53104484	33.76
21	PUNJAB	58512743	59.02	64078176	57.69	70777831	57.71
22	RAJASTHAN	182049407	63.64	190853088	59.72	198646641	56.96
23	SIKKIM	5893946	65.15	6734098	58.30	6167030	52.18
24	TAMIL NADU	131172253	43.61	135706241	40.69	157342257	42.34
25	TELANGANA	46718556	44.96	40499020	43.85	47835226	44.51
26	TRIPURA	11715030	53.08	14070692	58.65	13059754	55.26
27	UTTARAKHAND	31010542	50.09	30979422	48.70	37890307	49.80
28	UTTAR PRADESH	79847211	18.02	89343587	16.57	108444908	17.55
29	WEST BENGAL	124175250	48.75	142558801	50.17	148055348	47.25
	<b>TOTAL STATES</b>	<b>1526607229</b>	<b>37.76</b>	<b>1665103633</b>	<b>35.70</b>	<b>1752195414</b>	<b>34.97</b>
30	A & N ISLANDS	1935699	32.16	2022200	32.29	2142900	32.27
31	CHANDIGARH	1743794	27.23	1793433	26.41	3541510	40.48
32	DADRA & NAGAR HAVELI & DAMAN & DIU	844642	36.63	1292600	46.05	1557100	48.79
33	DELHI	67572719	72.10	75245186	73.22	88374570	72.75
34	JAMMU & KASHMIR- UT	0	0.00	0	0.00	45328472	40.99
35	LADAKH	0	0.00	0	0.00	2592200	21.04
36	LAKSHADWEEP	551543	40.41	558000	40.85	608500	49.03
37	PUDUCHERRY	2788591	34.96	2869007	34.32	2834399	33.92
	<b>TOTAL U.T.</b>	<b>75436988</b>	<b>64.04</b>	<b>83780426</b>	<b>65.28</b>	<b>146979651</b>	<b>53.93</b>
	<b>TOTAL (STATE &amp; UTs)</b>	<b>1602044217</b>	<b>38.51</b>	<b>1748884059</b>	<b>36.49</b>	<b>1899175065</b>	<b>35.95</b>
	<b>CENTRE TOTAL</b>	<b>124593300</b>	<b>16.03</b>	<b>105279700</b>	<b>11.36</b>	<b>98103000</b>	<b>10.11</b>
	<b>GRAND TOTAL</b>	<b>1726637517</b>	<b>34.97</b>	<b>1854163759</b>	<b>32.42</b>	<b>1997278065</b>	<b>31.94</b>

**STATEMENT NO. 5.1: BUDGETED EXPENDITURE ON SECONDARY EDUCATION (REVENUE ACCOUNT) -  
DIRECTION, INSPECTION & ADMINISTRATION**

(RUPEES IN THOUSANDS)

S. No.	STATE/UNION TERRITORY	2018-19 (ACTUAL)	% AGE TO TOTAL EXP. ON SECONDARY EDUCATION	2019-20 (REVISED ESTIMATE)	% AGE TO TOTAL EXP. ON SECONDARY EDUCATION	2020-21 (BUDGET ESTIMATE)	% AGE TO TOTAL EXP. ON SECONDARY EDUCATION
(1)	(2)	(3)	(4)	(5)	(6)	(7)	(8)
1	ANDHRA PRADESH	0	0.00	0	0.00	0	0.00
2	ARUNACHAL PRADESH	0	0.00	0	0.00	0	0.00
3	ASSAM	628038	1.41	617338	0.95	506252	0.93
4	BIHAR	1822930	5.48	2599400	5.87	3069082	7.78
5	CHHATTISGARH	0	0.00	0	0.00	0	0.00
6	GOA	0	0.00	502	0.00	502	0.00
7	GUJARAT	523502	0.95	1401391	2.26	2590657	3.88
8	HARYANA	1277943	3.84	1932380	4.82	1433500	2.75
9	HIMACHAL PRADESH	326958	1.63	427225	1.63	393755	1.47
10	JAMMU & KASHMIR	32060408	96.65	15124108	88.64	0	0.00
11	JHARKHAND	234781	2.99	271442	1.75	307729	1.37
12	KARNATAKA	935368	1.39	1274564	1.74	915400	1.19
13	KERALA	2333887	3.16	2377901	3.16	2535683	3.18
14	MADHYA PRADESH	2036524	1.79	309783	0.44	358653	0.65
15	MAHARAHSTRA	418953	0.23	605905	0.26	628076	0.25
16	MANIPUR	11921	0.40	17735	0.41	17885	0.34
17	MEGHALAYA	112944	2.91	243028	3.48	258498	4.66
18	MIZORAM	40727	1.35	45664	1.27	55148	1.37
19	NAGALAND	3376478	85.07	3728013	84.47	3933434	83.99
20	ODISHA	380282	0.83	402247	0.84	469814	0.88
21	PUNJAB	603423	1.03	641649	1.00	683708	0.97
22	RAJASTHAN	1529936	0.84	1505888	0.79	1526354	0.77
23	SIKKIM	285507	4.84	885119	13.14	659691	10.70
24	TAMIL NADU	1828756	1.39	2078312	1.53	2313571	1.47
25	TELANGANA	1328	0.00	6363	0.02	4388	0.01
26	TRIPURA	116078	0.99	328172	2.33	16150	0.12
27	UTTARAKHAND	761849	2.46	805607	2.60	976890	2.58
28	UTTAR PRADESH	1590438	1.99	1692706	1.89	2094817	1.93
29	WEST BENGAL	818133	0.66	1106000	0.78	1184731	0.80
	<b>TOTAL STATES</b>	<b>54057092</b>	<b>3.54</b>	<b>40428442</b>	<b>2.43</b>	<b>26934368</b>	<b>1.54</b>
30	A & N ISLANDS	0	0.00	0	0.00	0	0.00
31	CHANDIGARH	26891	1.54	77560	4.32	78800	2.23
32	DADRA & NAGAR HAVELI & DAMAN & DIU	584548	69.21	542500	41.97	655500	42.10
33	DELHI	256625	0.38	274150	0.36	337975	0.38
34	JAMMU & KASHMIR- UT	0	0.00	0	0.00	42593995	93.97
35	LADAKH	0	0.00	0	0.00	0	0.00
36	LAKSHADWEEP		0.00		0.00		0.00
37	PUDUCHERRY	95810	3.44	96080	3.35	103390	3.65
	<b>TOTAL U.T.</b>	<b>963874</b>	<b>1.28</b>	<b>990290</b>	<b>1.18</b>	<b>43769660</b>	<b>29.78</b>
	<b>TOTAL (STATE &amp; UTs)</b>	<b>55020966</b>	<b>3.43</b>	<b>41418732</b>	<b>2.37</b>	<b>70704028</b>	<b>3.72</b>

**STATEMENT NO. 5.2: BUDGETED EXPENDITURE ON SECONDARY EDUCATION (REVENUE ACCOUNT) -  
GOVERNMENT SECONDARY SCHOOLS**

(RUPEES IN THOUSANDS)

S. No.	STATE/UNION TERRITORY	2018-19 (ACTUAL)	% AGE TO TOTAL EXP. ON SECONDARY EDUCATION	2019-20 (REVISED ESTIMATE)	% AGE TO TOTAL EXP. ON SECONDARY EDUCATION	2020-21 (BUDGET ESTIMATE)	% AGE TO TOTAL EXP. ON SECONDARY EDUCATION
(1)	(2)	(3)	(4)	(5)	(6)	(7)	(8)
1	ANDHRA PRADESH	9339827	12.64	11974762	14.30	12265960	15.10
2	ARUNACHAL PRADESH	2627573	98.33	2762838	79.22	3015412	67.30
3	ASSAM	814896	1.82	1316626	2.03	1096971	2.02
4	BIHAR	9493862	28.53	12477491	28.15	11691814	29.64
5	CHHATTISGARH	38461156	86.32	55371733	90.22	65283239	93.97
6	GOA	875731	8.53	1015352	10.07	1122927	10.12
7	GUJARAT	3181318	5.77	3291152	5.30	3898770	5.85
8	HARYANA	28346831	85.08	34155180	85.23	43890200	84.31
9	HIMACHAL PRADESH	18414888	91.80	23318306	88.78	24544419	91.38
10	JAMMU & KASHMIR	0	0.00	0	0.00	0	0.00
11	JHARKHAND	6496260	82.75	13834216	89.21	20397791	90.67
12	KARNATAKA	9629733	14.30	10048258	13.68	10803000	13.99
13	KERALA	27782095	37.59	28182197	37.40	30339923	38.07
14	MADHYA PRADESH	20964507	18.40	34261266	49.05	40365893	72.82
15	MAHARAHSTRA	81148	0.04	208225	0.09	177680	0.07
16	MANIPUR	2726449	91.06	3686110	85.68	4634465	88.51
17	MEGHALAYA	795331	20.51	1138175	16.29	1383254	24.91
18	MIZORAM	1964831	65.26	2252317	62.72	2458635	61.17
19	NAGALAND	179195	4.51	231483	5.25	211248	4.51
20	ODISHA	21811834	47.72	24406602	51.12	25874073	48.72
21	PUNJAB	51601024	88.19	55956401	87.33	61739850	87.23
22	RAJASTHAN	163777730	89.96	171240365	89.72	169332138	85.24
23	SIKKIM	244780	4.15	8100	0.12	0	0.00
24	TAMIL NADU	92810322	70.75	96341036	70.99	111308787	70.74
25	TELANGANA	7868778	16.84	6860546	16.94	8594031	17.97
26	TRIPURA	10382986	88.63	11308783	80.37	11204895	85.80
27	UTTARAKHAND	25675571	82.80	25452173	82.16	32004682	84.47
28	UTTAR PRADESH	9034507	11.31	16941996	18.96	19123081	17.63
29	WEST BENGAL	1420701	1.14	1987853	1.39	2418065	1.63
<b>TOTAL STATES</b>		<b>566803865</b>	<b>37.13</b>	<b>650029542</b>	<b>39.04</b>	<b>719181203</b>	<b>41.04</b>
30	A & N ISLANDS	1644034	84.93	1711700	84.65	1794500	83.74
31	CHANDIGARH	1575745	90.36	1567798	87.42	1569580	44.32
32	DADRA & NAGAR HAVELI & DAMAN & DIU	88216	10.44	517900	40.07	760500	48.84
33	DELHI	55291821	81.83	60551966	80.47	73727295	83.43
34	JAMMU & KASHMIR- UT	0	0.00	0	0.00	0	0.00
35	LADAKH	0	0.00	0	0.00	2403100	92.71
36	LAKSHADWEEP	545232	98.86	555000	99.46	606000	99.59
37	PUDUCHERRY	2124602	76.19	2301305	80.21	2256366	79.61
<b>TOTAL U.T.</b>		<b>61269650</b>	<b>81.22</b>	<b>67205669</b>	<b>80.22</b>	<b>83117341</b>	<b>56.55</b>
<b>TOTAL (STATE &amp; UTs)</b>		<b>628073515</b>	<b>39.20</b>	<b>717235211</b>	<b>41.01</b>	<b>802298544</b>	<b>42.24</b>

**STATEMENT NO. 5.3: BUDGETED EXPENDITURE ON SECONDARY EDUCATION (REVENUE ACCOUNT) - ASSISTANCE TO NON-GOVT. SECONDARY SCHOOLS**

(RUPEES IN THOUSANDS)

S. No.	STATE/UNION TERRITORY	2018-19 (ACTUAL)	% AGE TO TOTAL EXP. ON SECONDARY EDUCATION	2019-20 (REVISED ESTIMATE)	% AGE TO TOTAL EXP. ON SECONDARY EDUCATION	2020-21 (BUDGET ESTIMATE)	% AGE TO TOTAL EXP. ON SECONDARY EDUCATION
(1)	(2)	(3)	(4)	(5)	(6)	(7)	(8)
1	ANDHRA PRADESH	4763069	6.45	4820198	5.76	4086740	5.03
2	ARUNACHAL PRADESH	0	0.00	0	0.00	0	0.00
3	ASSAM	41341744	92.53	57693008	89.09	49483082	91.05
4	BIHAR	4011010	12.05	7098111	16.02	4358116	11.05
5	CHHATTISGARH	1402330	3.15	1959085	3.19	1527100	2.20
6	GOA	8293180	80.79	7204700	71.48	8055500	72.61
7	GUJARAT	47262706	85.69	52772538	85.05	55350522	82.99
8	HARYANA	733804	2.20	682800	1.70	752800	1.45
9	HIMACHAL PRADESH	10325	0.05	1	0.00	1	0.00
10	JAMMU & KASHMIR	0	0.00	0	0.00	0	0.00
11	JHARKHAND	1119443	14.26	1402499	9.04	1790647	7.96
12	KARNATAKA	5876828	8.73	6139300	8.36	6696400	8.67
13	KERALA	42865564	57.99	43722191	58.03	45332401	56.88
14	MADHYA PRADESH	0	0.00	0	0.00	0	0.00
15	MAHARAHSTRA	172002124	94.56	224369887	95.11	235258824	93.81
16	MANIPUR	37112	1.24	182393	4.24	178441	3.41
17	MEGHALAYA	2825767	72.87	3689649	52.79	3421445	61.62
18	MIZORAM	904781	30.05	1070284	29.80	1346596	33.50
19	NAGALAND	3500	0.09	3500	0.08	3500	0.07
20	ODISHA	16318654	35.70	17660354	36.99	19569758	36.85
21	PUNJAB	2646488	4.52	2665252	4.16	3077252	4.35
22	RAJASTHAN	295000	0.16	321201	0.17	449500	0.23
23	SIKKIM	0	0.00	0	0.00	0	0.00
24	TAMIL NADU	32312658	24.63	31107766	22.92	38678658	24.58
25	TELANGANA	2095878	4.49	2885342	7.12	3175230	6.64
26	TRIPURA	729238	6.22	783274	5.57	812913	6.22
27	UTTARAKHAND	4319527	13.93	4426000	14.29	4615001	12.18
28	UTTAR PRADESH	66782597	83.64	67694835	75.77	84022101	77.48
29	WEST BENGAL	115347029	92.89	132381709	92.86	133458047	90.14
	<b>TOTAL STATES</b>	<b>574300356</b>	<b>37.62</b>	<b>672735877</b>	<b>40.40</b>	<b>705500575</b>	<b>40.26</b>
30	A & N ISLANDS	94708	4.89	97000	4.80	105000	4.90
31	CHANDIGARH	86254	4.95	88200	4.92	1822880	51.47
32	DADRA & NAGAR HAVELI & DAMAN & DIU	124067	14.69	182000	14.08	141000	9.06
33	DELHI	0	0.00	0	0.00	0	0.00
34	JAMMU & KASHMIR- UT	0	0.00	0	0.00	0	0.00
35	LADAKH	0	0.00	0	0.00	0	0.00
36	LAKSHADWEEP		0.00		0.00		0.00
37	PUDUCHERRY	0	0.00	0	0.00	0	0.00
	<b>TOTAL U.T.</b>	<b>305029</b>	<b>0.40</b>	<b>367200</b>	<b>0.44</b>	<b>2068880</b>	<b>1.41</b>
	<b>TOTAL (STATE &amp; UTs)</b>	<b>574605385</b>	<b>35.87</b>	<b>673103077</b>	<b>38.49</b>	<b>707569455</b>	<b>37.26</b>

**STATEMENT NO. 5.4: BUDGETED EXPENDITURE ON SECONDARY EDUCATION (REVENUE ACCOUNT) - ASSISTANCE TO LOCAL BODIES FOR SECONDARY SCHOOLS**

(RUPEES IN THOUSANDS)

S. No.	STATE/UNION TERRITORY	2018-19 (ACTUAL)	% AGE TO TOTAL EXP. ON SECONDARY EDUCATION	2019-20 (REVISED ESTIMATE)	% AGE TO TOTAL EXP. ON SECONDARY EDUCATION	2020-21 (BUDGET ESTIMATE)	% AGE TO TOTAL EXP. ON SECONDARY EDUCATION
(1)	(2)	(3)	(4)	(5)	(6)	(7)	(8)
1	ANDHRA PRADESH	53275939	72.10	57814473	69.06	57362542	70.59
2	ARUNACHAL PRADESH	0	0.00	0	0.00	0	0.00
3	ASSAM	0	0.00	0	0.00	0	0.00
4	BIHAR	12145020	36.50	14182132	32.00	12506396	31.70
5	CHHATTISGARH	4457720	10.00	2851300	4.65	1904200	2.74
6	GOA	0	0.00	0	0.00	0	0.00
7	GUJARAT	1613539	2.93	1800000	2.90	2004723	3.01
8	HARYANA	0	0.00	0	0.00	0	0.00
9	HIMACHAL PRADESH	0	0.00	0	0.00	0	0.00
10	JAMMU & KASHMIR	0	0.00	1644650	9.64	0	0.00
11	JHARKHAND	0	0.00	0	0.00	0	0.00
12	KARNATAKA	49877633	74.07	54676428	74.43	57573832	74.54
13	KERALA	10741	0.01	14000	0.02	14000	0.02
14	MADHYA PRADESH	90019975	79.03	34408372	49.26	14592100	26.32
15	MAHARAHSTRA	6681588	3.67	8209017	3.48	11366494	4.53
16	MANIPUR	0	0.00	270	0.01	270	0.01
17	MEGHALAYA	0	0.00	0	0.00	0	0.00
18	MIZORAM	0	0.00	0	0.00	0	0.00
19	NAGALAND	0	0.00	0	0.00	0	0.00
20	ODISHA	0	0.00	0	0.00	0	0.00
21	PUNJAB	0	0.00	0	0.00	0	0.00
22	RAJASTHAN	0	0.00	0	0.00	0	0.00
23	SIKKIM	1320270	22.40	692716	10.29	0	0.00
24	TAMIL NADU	0	0.00	0	0.00	0	0.00
25	TELANGANA	33130833	70.92	28453620	70.26	32503469	67.95
26	TRIPURA	73818	0.63	75942	0.54	78579	0.60
27	UTTARAKHAND	0	0.00	0	0.00	0	0.00
28	UTTAR PRADESH	0	0.00	0	0.00	0	0.00
29	WEST BENGAL	0	0.00	0	0.00	0	0.00
	<b>TOTAL STATES</b>	<b>252607076</b>	<b>16.55</b>	<b>204822920</b>	<b>12.30</b>	<b>189906605</b>	<b>10.84</b>
30	A & N ISLANDS	38136	1.97	52000	2.57	60000	2.80
31	CHANDIGARH	0	0.00	0	0.00	0	0.00
32	DADRA & NAGAR HAVELI & DAMAN & DIU	0	0.00	0	0.00	0	0.00
33	DELHI	6953215	10.29	7640750	10.15	7604000	8.60
34	JAMMU & KASHMIR- UT	0	0.00	0	0.00	1809115	3.99
35	LADAKH	0	0.00	0	0.00	0	0.00
36	LAKSHADWEEP		0.00		0.00		0.00
37	PUDUCHERRY	548046	19.65	466194	16.25	466194	16.45
	<b>TOTAL U.T.</b>	<b>7539397</b>	<b>9.99</b>	<b>8158944</b>	<b>9.74</b>	<b>9939309</b>	<b>6.76</b>
	<b>TOTAL (STATE &amp; UTs)</b>	<b>260146473</b>	<b>16.24</b>	<b>212981864</b>	<b>12.18</b>	<b>199845914</b>	<b>10.52</b>

**STATEMENT NO. 5.5: BUDGETED EXPENDITURE ON SECONDARY EDUCATION (REVENUE ACCOUNT) -  
SCHOLARSHIPS**

(RUPEES IN THOUSANDS)

S. No.	STATE/UNION TERRITORY	2018-19 (ACTUAL)	% AGE TO TOTAL EXP. ON SECONDARY EDUCATION	2019-20 (REVISED ESTIMATE)	% AGE TO TOTAL EXP. ON SECONDARY EDUCATION	2020-21 (BUDGET ESTIMATE)	% AGE TO TOTAL EXP. ON SECONDARY EDUCATION
(1)	(2)	(3)	(4)	(5)	(6)	(7)	(8)
1	ANDHRA PRADESH	103503	0.14	53627	0.06	105400	0.13
2	ARUNACHAL PRADESH	0	0.00	0	0.00	0	0.00
3	ASSAM	100747	0.23	131500	0.20	124681	0.23
4	BIHAR	4830917	14.52	6180648	13.95	5772500	14.63
5	CHHATTISGARH	0	0.00	0	0.00	0	0.00
6	GOA	9364	0.09	12000	0.12	12000	0.11
7	GUJARAT	0	0.00	0	0.00	0	0.00
8	HARYANA	331522	1.00	415900	1.04	806400	1.55
9	HIMACHAL PRADESH	0	0.00	0	0.00	0	0.00
10	JAMMU & KASHMIR	1110455	3.35	294583	1.73	0	0.00
11	JHARKHAND	0	0.00	0	0.00	0	0.00
12	KARNATAKA	51245	0.08	65600	0.09	94400	0.12
13	KERALA	80537	0.11	28764	0.04	91964	0.12
14	MADHYA PRADESH	0	0.00	0	0.00	0	0.00
15	MAHARAHSTRA	84123	0.05	101906	0.04	96498	0.04
16	MANIPUR	265	0.01	9024	0.21	9024	0.17
17	MEGHALAYA	0	0.00	21865	0.31	1760	0.03
18	MIZORAM	0	0.00	0	0.00	0	0.00
19	NAGALAND	4300	0.11	2000	0.05	2000	0.04
20	ODISHA	145490	0.32	98840	0.21	103840	0.20
21	PUNJAB	10673	0.02	57957	0.09	59500	0.08
22	RAJASTHAN	1177496	0.65	1036937	0.54	1328418	0.67
23	SIKKIM	0	0.00	0	0.00	20105	0.33
24	TAMIL NADU	27053	0.02	28021	0.02	28021	0.02
25	TELANGANA	2683	0.01	6000	0.01	9500	0.02
26	TRIPURA	46039	0.39	35790	0.25	53670	0.41
27	UTTARAKHAND	1937	0.01	2672	0.01	2810	0.01
28	UTTAR PRADESH	57797	0.07	6907	0.01	6907	0.01
29	WEST BENGAL	23133	0.02	31792	0.02	41759	0.03
	<b>TOTAL STATES</b>	<b>8199279</b>	<b>0.54</b>	<b>8622333</b>	<b>0.52</b>	<b>8771157</b>	<b>0.50</b>
30	A & N ISLANDS	6448	0.33	12000	0.59	8000	0.37
31	CHANDIGARH	128	0.01	134	0.01	150	0.00
32	DADRA & NAGAR HAVELI & DAMAN & DIU	0	0.00	0	0.00	0	0.00
33	DELHI	0	0.00	75000	0.10	80000	0.09
34	JAMMU & KASHMIR- UT	0	0.00	0	0.00	925362	2.04
35	LADAKH	0	0.00	0	0.00	0	0.00
36	LAKSHADWEEP		0.00		0.00		0.00
37	PUDUCHERRY	98	0.00	699	0.02	481	0.02
	<b>TOTAL U.T.</b>	<b>6674</b>	<b>0.01</b>	<b>87833</b>	<b>0.10</b>	<b>1013993</b>	<b>0.69</b>
	<b>TOTAL (STATE &amp; UTs)</b>	<b>8205953</b>	<b>0.51</b>	<b>8710166</b>	<b>0.50</b>	<b>9785150</b>	<b>0.52</b>



**STATEMENT NO. 5.6: BUDGETED EXPENDITURE ON SECONDARY EDUCATION (REVENUE ACCOUNT) -  
TEACHER'S TRAINING**

(RUPEES IN THOUSANDS)

S. No.	STATE/UNION TERRITORY	2018-19 (ACTUAL)	% AGE TO TOTAL EXP. ON SECONDARY EDUCATION	2019-20 (REVISED ESTIMATE)	% AGE TO TOTAL EXP. ON SECONDARY EDUCATION	2020-21 (BUDGET ESTIMATE)	% AGE TO TOTAL EXP. ON SECONDARY EDUCATION
(1)	(2)	(3)	(4)	(5)	(6)	(7)	(8)
1	ANDHRA PRADESH	118368	0.16	179947	0.21	142960	0.18
2	ARUNACHAL PRADESH	0	0.00	0	0.00	0	0.00
3	ASSAM	0	0.00	0	0.00	0	0.00
4	BIHAR	0	0.00	0	0.00	0	0.00
5	CHHATTISGARH	141679	0.32	208130	0.34	258260	0.37
6	GOA	0	0.00	0	0.00	0	0.00
7	GUJARAT	26295	0.05	10579	0.02	6522	0.01
8	HARYANA	377885	1.13	325780	0.81	397400	0.76
9	HIMACHAL PRADESH	0	0.00	0	0.00	0	0.00
10	JAMMU & KASHMIR	0	0.00	0	0.00	0	0.00
11	JHARKHAND	0	0.00	0	0.00	0	0.00
12	KARNATAKA	0	0.00	0	0.00	0	0.00
13	KERALA	35441	0.05	31500	0.04	75000	0.09
14	MADHYA PRADESH	95834	0.08	120539	0.17	113303	0.20
15	MAHARAHSTRA	796420	0.44	904035	0.38	1840922	0.73
16	MANIPUR	7171	0.24	7319	0.17	10023	0.19
17	MEGHALAYA	20117	0.52	21300	0.30	20961	0.38
18	MIZORAM	17532	0.58	84897	2.36	59435	1.48
19	NAGALAND	0	0.00	0	0.00	0	0.00
20	ODISHA	330646	0.72	638465	1.34	427518	0.81
21	PUNJAB	7873	0.01	6111	0.01	2000	0.00
22	RAJASTHAN	0	0.00	0	0.00	0	0.00
23	SIKKIM	0	0.00	0	0.00	0	0.00
24	TAMIL NADU	120834	0.09	157098	0.12	135812	0.09
25	TELANGANA	93021	0.20	173306	0.43	99044	0.21
26	TRIPURA	3200	0.03	4000	0.03	4000	0.03
27	UTTARAKHAND	0	0.00	3581	0.01	3780	0.01
28	UTTAR PRADESH	0	0.00	9890	0.01	11500	0.01
29	WEST BENGAL	20716	0.02	16380	0.01	18643	0.01
	<b>TOTAL STATES</b>	<b>2213032</b>	<b>0.14</b>	<b>2902857</b>	<b>0.17</b>	<b>3627083</b>	<b>0.21</b>
30	A & N ISLANDS	0	0.00	0	0.00	0	0.00
31	CHANDIGARH	54776	3.14	59741	3.33	70100	1.98
32	DADRA & NAGAR HAVELI & DAMAN & DIU	0	0.00	100	0.01	100	0.01
33	DELHI	294269	0.44	442100	0.59	612500	0.69
34	JAMMU & KASHMIR- UT	0	0.00	0	0.00	0	0.00
35	LADAKH	0	0.00	0	0.00	189100	7.29
36	LAKSHADWEEP		0.00		0.00		0.00
37	PUDUCHERRY	15683	0.56	1916	0.07	0	0.00
	<b>TOTAL U.T.</b>	<b>364728</b>	<b>0.48</b>	<b>503857</b>	<b>0.60</b>	<b>871800</b>	<b>0.59</b>
	<b>TOTAL (STATE &amp; UTs)</b>	<b>2577760</b>	<b>0.16</b>	<b>3406714</b>	<b>0.19</b>	<b>4498883</b>	<b>0.24</b>

**STATEMENT NO. 5.7: BUDGETED EXPENDITURE ON SECONDARY EDUCATION (REVENUE ACCOUNT) -  
TEXT BOOKS**

(RUPEES IN THOUSANDS)

S. No.	STATE/UNION TERRITORY	2018-19 (ACTUAL)	% AGE TO TOTAL EXP. ON SECONDARY EDUCATION	2019-20 (REVISED ESTIMATE)	% AGE TO TOTAL EXP. ON SECONDARY EDUCATION	2020-21 (BUDGET ESTIMATE)	% AGE TO TOTAL EXP. ON SECONDARY EDUCATION
(1)	(2)	(3)	(4)	(5)	(6)	(7)	(8)
1	ANDHRA PRADESH	902835	1.22	403775	0.48	74949	0.09
2	ARUNACHAL PRADESH	0	0.00	0	0.00	0	0.00
3	ASSAM	0	0.00	0	0.00	0	0.00
4	BIHAR	0	0.00	0	0.00	0	0.00
5	CHHATTISGARH	74375	0.17	919560	1.50	452500	0.65
6	GOA	0	0.00	0	0.00	0	0.00
7	GUJARAT	687000	1.25	687000	1.11	550000	0.82
8	HARYANA	0	0.00	0	0.00	0	0.00
9	HIMACHAL PRADESH	0	0.00	0	0.00	0	0.00
10	JAMMU & KASHMIR	0	0.00	0	0.00	0	0.00
11	JHARKHAND	0	0.00	0	0.00	0	0.00
12	KARNATAKA	0	0.00	0	0.00	0	0.00
13	KERALA	528158	0.71	649038	0.86	650093	0.82
14	MADHYA PRADESH	789979	0.69	746500	1.07	3000	0.01
15	MAHARAHSTRA	0	0.00	0	0.00	0	0.00
16	MANIPUR	0	0.00	0	0.00	0	0.00
17	MEGHALAYA	261	0.01	0	0.00	0	0.00
18	MIZORAM	0	0.00	0	0.00	0	0.00
19	NAGALAND	15000	0.38	20000	0.45	25000	0.53
20	ODISHA	0	0.00	0	0.00	0	0.00
21	PUNJAB	160000	0.27	40000	0.06	80000	0.11
22	RAJASTHAN	0	0.00	0	0.00	0	0.00
23	SIKKIM	0	0.00	0	0.00	0	0.00
24	TAMIL NADU	791832	0.60	896846	0.66	665000	0.42
25	TELANGANA	597887	1.28	359119	0.89	418444	0.87
26	TRIPURA	5496	0.05	0	0.00	0	0.00
27	UTTARAKHAND	0	0.00	93500	0.30	76500	0.20
28	UTTAR PRADESH	0	0.00	0	0.00	0	0.00
29	WEST BENGAL	1400628	1.13	1501519	1.05	1501769	1.01
	<b>TOTAL STATES</b>	<b>5953451</b>	<b>0.39</b>	<b>6316857</b>	<b>0.38</b>	<b>4497255</b>	<b>0.26</b>
30	A & N ISLANDS	14306	0.74	15400	0.76	15200	0.71
31	CHANDIGARH	0	0.00	0	0.00	0	0.00
32	DADRA & NAGAR HAVELI & DAMAN & DIU	0	0.00	0	0.00	0	0.00
33	DELHI	1070407	1.58	1433100	1.90	1594100	1.80
34	JAMMU & KASHMIR- UT	0	0.00	0	0.00	0	0.00
35	LADAKH	0	0.00	0	0.00	0	0.00
36	LAKSHADWEEP		0.00		0.00		0.00
37	PUDUCHERRY		0.00		0.00		0.00
	<b>TOTAL U.T.</b>	<b>1084713</b>	<b>1.44</b>	<b>1448500</b>	<b>1.73</b>	<b>1609300</b>	<b>1.09</b>
	<b>TOTAL (STATE &amp; UTs)</b>	<b>7038164</b>	<b>0.44</b>	<b>7765357</b>	<b>0.44</b>	<b>6106555</b>	<b>0.32</b>

**STATEMENT NO. 5.8: BUDGETED EXPENDITURE ON SECONDARY EDUCATION (REVENUE ACCOUNT) -  
VOCATIONAL EDUCATION**

**(RUPEES IN THOUSANDS)**

S. No.	STATE/UNION TERRITORY	2018-19 (ACTUAL)	% AGE TO TOTAL EXP. ON SECONDARY EDUCATION	2019-20 (REVISED ESTIMATE)	% AGE TO TOTAL EXP. ON SECONDARY EDUCATION	2020-21 (BUDGET ESTIMATE)	% AGE TO TOTAL EXP. ON SECONDARY EDUCATION
(1)	(2)	(3)	(4)	(5)	(6)	(7)	(8)
1	ANDHRA PRADESH	0	0.00	0	0.00	0	0.00
2	ARUNACHAL PRADESH	0	0.00	0	0.00	0	0.00
3	ASSAM	0	0.00	0	0.00	0	0.00
4	BIHAR	36300	0.11	10000	0.02	50000	0.13
5	CHHATTISGARH	0	0.00	0	0.00	0	0.00
6	GOA	0	0.00	0	0.00	0	0.00
7	GUJARAT	185176	0.34	203945	0.33	220054	0.33
8	HARYANA	0	0.00	0	0.00	0	0.00
9	HIMACHAL PRADESH	0	0.00	0	0.00	0	0.00
10	JAMMU & KASHMIR	0	0.00	0	0.00	0	0.00
11	JHARKHAND	0	0.00	0	0.00	0	0.00
12	KARNATAKA	0	0.00	0	0.00	0	0.00
13	KERALA	0	0.00	0	0.00	0	0.00
14	MADHYA PRADESH	0	0.00	0	0.00	0	0.00
15	MAHARAHSTRA	0	0.00	0	0.00	0	0.00
16	MANIPUR	0	0.00	0	0.00	0	0.00
17	MEGHALAYA	0	0.00	0	0.00	0	0.00
18	MIZORAM	4151	0.14	5922	0.16	5428	0.14
19	NAGALAND	0	0.00	3753	0.09	4120	0.09
20	ODISHA	0	0.00	0	0.00	0	0.00
21	PUNJAB	0	0.00	0	0.00	0	0.00
22	RAJASTHAN	0	0.00	0	0.00	0	0.00
23	SIKKIM	0	0.00	0	0.00	0	0.00
24	TAMIL NADU	0	0.00	0	0.00	0	0.00
25	TELANGANA	0	0.00	0	0.00	0	0.00
26	TRIPURA	0	0.00	0	0.00	0	0.00
27	UTTARAKHAND	0	0.00	0	0.00	0	0.00
28	UTTAR PRADESH	0	0.00	0	0.00	0	0.00
29	WEST BENGAL	0	0.00	0	0.00	0	0.00
	<b>TOTAL STATES</b>	<b>225627</b>	<b>0.01</b>	<b>223620</b>	<b>0.01</b>	<b>279602</b>	<b>0.02</b>
30	A & N ISLANDS	0	0.00	0	0.00	0	0.00
31	CHANDIGARH	0	0.00	0	0.00	0	0.00
32	DADRA & NAGAR HAVELI & DAMAN & DIU	0	0.00	0	0.00	0	0.00
33	DELHI	0	0.00	0	0.00	0	0.00
34	JAMMU & KASHMIR- UT	0	0.00	0	0.00	0	0.00
35	LADAKH	0	0.00	0	0.00	0	0.00
36	LAKSHADWEEP		0.00		0.00		0.00
37	PUDUCHERRY		0.00		0.00		0.00
	<b>TOTAL U.T.</b>	<b>0</b>	<b>0.00</b>	<b>0</b>	<b>0.00</b>	<b>0</b>	<b>0.00</b>
	<b>TOTAL (STATE &amp; UTs)</b>	<b>225627</b>	<b>0.01</b>	<b>223620</b>	<b>0.01</b>	<b>279602</b>	<b>0.01</b>

**STATEMENT NO. 5.9: BUDGETED EXPENDITURE ON SECONDARY EDUCATION (REVENUE ACCOUNT) -  
OTHER EXPENDITURE**

(RUPEES IN THOUSANDS)

S. No.	STATE/UNION TERRITORY	2018-19 (ACTUAL)	% AGE TO TOTAL EXP. ON SECONDARY EDUCATION	2019-20 (REVISED ESTIMATE)	% AGE TO TOTAL EXP. ON SECONDARY EDUCATION	2020-21 (BUDGET ESTIMATE)	% AGE TO TOTAL EXP. ON SECONDARY EDUCATION
(1)	(2)	(3)	(4)	(5)	(6)	(7)	(8)
1	ANDHRA PRADESH	5387606	7.29	8467754	10.12	7218174	8.88
2	ARUNACHAL PRADESH	44753	1.67	724693	20.78	1465030	32.70
3	ASSAM	1795099	4.02	4996119	7.72	3138578	5.77
4	BIHAR	937690	2.82	1769803	3.99	2000001	5.07
5	CHHATTISGARH	20867	0.05	62380	0.10	50480	0.07
6	GOA	1086804	10.59	1846412	18.32	1903312	17.16
7	GUJARAT	1676729	3.04	1885291	3.04	2077527	3.11
8	HARYANA	2248024	6.75	2560220	6.39	4777400	9.18
9	HIMACHAL PRADESH	1308261	6.52	2519744	9.59	1920677	7.15
10	JAMMU & KASHMIR	0	0.00	0	0.00	0	0.00
11	JHARKHAND	0	0.00	0	0.00	0	0.00
12	KARNATAKA	969884	1.44	1252900	1.71	1156600	1.50
13	KERALA	278978	0.38	343538	0.46	660223	0.83
14	MADHYA PRADESH	0	0.00	0	0.00	0	0.00
15	MAHARAHSTRA	1829618	1.01	1507405	0.64	1423803	0.57
16	MANIPUR	211259	7.06	399259	9.28	386143	7.37
17	MEGHALAYA	123502	3.18	1874850	26.83	466838	8.41
18	MIZORAM	78546	2.61	131982	3.68	93904	2.34
19	NAGALAND	390683	9.84	424450	9.62	503854	10.76
20	ODISHA	6717691	14.70	4533412	9.50	6659481	12.54
21	PUNJAB	3483262	5.95	4710806	7.35	5135521	7.26
22	RAJASTHAN	15269245	8.39	16748697	8.78	26010231	13.09
23	SIKKIM	4043389	68.60	5148163	76.45	5487234	88.98
24	TAMIL NADU	3280798	2.50	5097162	3.76	4212408	2.68
25	TELANGANA	2928148	6.27	1754724	4.33	3031120	6.34
26	TRIPURA	358175	3.06	1534731	10.91	889547	6.81
27	UTTARAKHAND	251658	0.81	195889	0.63	210644	0.56
28	UTTAR PRADESH	2381872	2.98	2997253	3.35	3186502	2.94
29	WEST BENGAL	5144910	4.14	5533548	3.88	9432334	6.37
	<b>TOTAL STATES</b>	<b>62247451</b>	<b>4.08</b>	<b>79021185</b>	<b>4.75</b>	<b>93497566</b>	<b>5.34</b>
30	A & N ISLANDS	138067	7.13	134100	6.63	160200	7.48
31	CHANDIGARH	0	0.00	0	0.00	0	0.00
32	DADRA & NAGAR HAVELI & DAMAN & DIU	47811	5.66	50100	3.88	0	0.00
33	DELHI	3706382	5.49	4828120	6.42	4418700	5.00
34	JAMMU & KASHMIR- UT	0	0.00	0	0.00	0	0.00
35	LADAKH	0	0.00	0	0.00	0	0.00
36	LAKSHADWEEP	6311	1.14	3000	0.54	2500	0.41
37	PUDUCHERRY	4352	0.16	2813	0.10	7968	0.28
	<b>TOTAL U.T.</b>	<b>3902923</b>	<b>5.17</b>	<b>5018133</b>	<b>5.99</b>	<b>4589368</b>	<b>3.12</b>
	<b>TOTAL (STATE &amp; UTs)</b>	<b>66150374</b>	<b>4.13</b>	<b>84039318</b>	<b>4.81</b>	<b>98086934</b>	<b>5.16</b>

**STATEMENT NO. 6: BUDGETED EXPENDITURE ON ADULT EDUCATION (REVENUE ACCOUNT)-  
TOTAL EXPENDITURE**

(RUPEES IN THOUSANDS)

S. No.	STATE/UNION TERRITORY	2018-19 (ACTUAL)	% AGE TO TOTAL EXP. ON EDUCATION	2019-20 (REVISED ESTIMATE)	% AGE TO TOTAL EXP. ON EDUCATION	2020-21 (BUDGET ESTIMATE)	% AGE TO TOTAL EXP. ON EDUCATION
(1)	(2)	(3)	(4)	(5)	(6)	(7)	(8)
1	ANDHRA PRADESH	169532	0.09	143987	0.07	150336	0.08
2	ARUNACHAL PRADESH	731810	6.06	94070	0.68	110176	0.79
3	ASSAM	293483	0.23	377302	0.22	324656	0.20
4	BIHAR	2992228	1.92	3273938	1.57	4524837	2.44
5	CHHATTISGARH	54550	0.05	51250	0.04	58940	0.04
6	GOA	19098	0.10	24807	0.13	28107	0.13
7	GUJARAT	15832	0.01	13025	0.01	25017	0.01
8	HARYANA	4381	0.00	4400	0.00	5020	0.00
9	HIMACHAL PRADESH	0	0.00	100	0.00	100	0.00
10	JAMMU & KASHMIR	0	0.00	0	0.00	0	0.00
11	JHARKHAND	0	0.00	0	0.00	0	0.00
12	KARNATAKA	131294	0.06	18717	0.01	19800	0.01
13	KERALA	247240	0.14	150976	0.08	230000	0.12
14	MADHYA PRADESH	0	0.00	0	0.00	0	0.00
15	MAHARAHSTRA	477233	0.10	189407	0.03	279488	0.04
16	MANIPUR	48222	0.49	98847	0.73	120405	0.73
17	MEGHALAYA	80295	0.47	90964	0.47	93406	0.50
18	MIZORAM	33957	0.30	36693	0.27	44246	0.31
19	NAGALAND	0	0.00	21	0.00	21	0.00
20	ODISHA	0	0.00	0	0.00	0	0.00
21	PUNJAB	1948	0.00	2640	0.00	2770	0.00
22	RAJASTHAN	195321	0.07	108968	0.03	110253	0.03
23	SIKKIM	0	0.00	1000	0.01	0	0.00
24	TAMIL NADU	77340	0.03	53229	0.02	51802	0.01
25	TELANGANA	75530	0.07	220360	0.24	74023	0.07
26	TRIPURA	0	0.00	0	0.00	0	0.00
27	UTTARAKHAND	0	0.00	0	0.00	0	0.00
28	UTTAR PRADESH	0	0.00	0	0.00	0	0.00
29	WEST BENGAL	72691	0.03	131781	0.05	90553	0.03
	<b>TOTAL STATES</b>	<b>5721985</b>	<b>0.14</b>	<b>5086482</b>	<b>0.11</b>	<b>6343956</b>	<b>0.13</b>
30	A & N ISLANDS	9354	0.16	9300	0.15	11800	0.18
31	CHANDIGARH	11211	0.18	12200	0.18	15000	0.17
32	DADRA & NAGAR HAVELI & DAMAN & DIU	3312	0.14	3800	0.14	6500	0.20
33	DELHI	608	0.00	0	0.00	0	0.00
34	JAMMU & KASHMIR- UT	0	0.00	0	0.00	0	0.00
35	LADAKH	0	0.00	0	0.00	0	0.00
36	LAKSHADWEEP	0	0.00	0	0.00	0	0.00
37	PUDUCHERRY	0	0.00	0	0.00	0	0.00
	<b>TOTAL U.T.</b>	<b>24485</b>	<b>0.02</b>	<b>25300</b>	<b>0.02</b>	<b>33300</b>	<b>0.01</b>
	<b>TOTAL (STATE &amp; UTs)</b>	<b>5746470</b>	<b>0.14</b>	<b>5111782</b>	<b>0.11</b>	<b>6377256</b>	<b>0.12</b>
	<b>CENTRAL TOTAL</b>	<b>576600</b>	<b>0.07</b>	<b>122300</b>	<b>0.01</b>	<b>238000</b>	<b>0.02</b>
	<b>GRAND TOTAL</b>	<b>6323070</b>	<b>0.13</b>	<b>5234082</b>	<b>0.09</b>	<b>6615256</b>	<b>0.11</b>

**STATEMENT NO. 6.1: BUDGETED EXPENDITURE ON ADULT EDUCATION (REVENUE ACCOUNT)-  
DIRECTION, INSPECTION & ADMINISTRATION**

(RUPEES IN THOUSANDS)

S. No.	STATE/UNION TERRITORY	2018-19 (ACTUAL)	% AGE TO TOTAL EXP. ON ADULT EDUCATION	2019-20 (REVISED ESTIMATE)	% AGE TO TOTAL EXP. ON ADULT EDUCATION	2020-21 (BUDGET ESTIMATE)	% AGE TO TOTAL EXP. ON ADULT EDUCATION
(1)	(2)	(3)	(4)	(5)	(6)	(7)	(8)
1	ANDHRA PRADESH	169532	100.00	143987	100.00	150336	100.00
2	ARUNACHAL PRADESH	80242	10.96	94070	100.00	110176	100.00
3	ASSAM	291403	99.29	323866	85.84	310386	95.60
4	BIHAR	22843	0.76	23938	0.73	23237	0.51
5	CHHATTISGARH	0	0.00	0	0.00	0	0.00
6	GOA	0	0.00	0	0.00	0	0.00
7	GUJARAT	676	4.27	1000	7.68	1366	5.46
8	HARYANA	0	0.00	0	0.00	0	0.00
9	HIMACHAL PRADESH	0	0.00	0	0.00	0	0.00
10	JAMMU & KASHMIR	0	0.00	0	0.00	0	0.00
11	JHARKHAND	0	0.00	0	0.00	0	0.00
12	KARNATAKA	131294	100.00	18717	100.00	19800	100.00
13	KERALA	27240	11.02	24752	16.39	54000	23.48
14	MADHYA PRADESH	0	0.00	0	0.00	0	0.00
15	MAHARAHSTRA	0	0.00	0	0.00	0	0.00
16	MANIPUR	48222	100.00	98847	100.00	120405	100.00
17	MEGHALAYA	5337	6.65	8800	9.67	9420	10.09
18	MIZORAM	31726	93.43	33851	92.25	41121	92.94
19	NAGALAND	0	0.00	0	0.00	0	0.00
20	ODISHA	0	0.00	0	0.00	0	0.00
21	PUNJAB	0	0.00	0	0.00	0	0.00
22	RAJASTHAN	0	0.00	0	0.00	0	0.00
23	SIKKIM	0	0.00	0	0.00	0	0.00
24	TAMIL NADU	17340	22.42	20584	38.67	20657	39.88
25	TELANGANA	75530	100.00	220360	100.00	74023	100.00
26	TRIPURA	0	0.00	0	0.00	0	0.00
27	UTTARAKHAND	0	0.00	0	0.00	0	0.00
28	UTTAR PRADESH	0	0.00	0	0.00	0	0.00
29	WEST BENGAL	26362	36.27	36351	27.58	49011	54.12
	<b>TOTAL STATES</b>	<b>927747</b>	<b>16.21</b>	<b>1049123</b>	<b>20.63</b>	<b>983938</b>	<b>15.51</b>
30	A & N ISLANDS	0	0.00	0	0.00	0	0.00
31	CHANDIGARH	11211	100.00	12200	100.00	15000	100.00
32	DADRA & NAGAR HAVELI & DAMAN & DIU	0	0.00	0	0.00	0	0.00
33	DELHI	0	0.00	0	0.00	0	0.00
34	JAMMU & KASHMIR- UT	0	0.00	0	0.00	0	0.00
35	LADAKH	0	0.00	0	0.00	0	0.00
36	LAKSHADWEEP		0.00		0.00		0.00
37	PUDUCHERRY		0.00		0.00		0.00
	<b>TOTAL U.T.</b>	<b>11211</b>	<b>45.79</b>	<b>12200</b>	<b>48.22</b>	<b>15000</b>	<b>45.05</b>
	<b>TOTAL (STATE &amp; UTs)</b>	<b>938958</b>	<b>16.34</b>	<b>1061323</b>	<b>20.76</b>	<b>998938</b>	<b>15.66</b>

**STATEMENT NO. 6.2: BUDGETED EXPENDITURE ON ADULT EDUCATION (REVENUE ACCOUNT)-  
RURAL FUNCTIONAL LITERACY PROGRAMME**

(RUPEES IN THOUSANDS)

S. No.	STATE/UNION TERRITORY	2018-19 (ACTUAL)	% AGE TO TOTAL EXP. ON ADULT EDUCATION	2019-20 (REVISED ESTIMATE)	% AGE TO TOTAL EXP. ON ADULT EDUCATION	2020-21 (BUDGET ESTIMATE)	% AGE TO TOTAL EXP. ON ADULT EDUCATION
(1)	(2)	(3)	(4)	(5)	(6)	(7)	(8)
1	ANDHRA PRADESH	0	0.00	0	0.00	0	0.00
2	ARUNACHAL PRADESH	0	0.00	0	0.00	0	0.00
3	ASSAM	0	0.00	27250	7.22	0	0.00
4	BIHAR	0	0.00	0	0.00	0	0.00
5	CHHATTISGARH	0	0.00	0	0.00	0	0.00
6	GOA	0	0.00	0	0.00	0	0.00
7	GUJARAT	15156	95.73	12020	92.28	23646	94.52
8	HARYANA	0	0.00	0	0.00	0	0.00
9	HIMACHAL PRADESH	0	#DIV/0!	100	100.00	100	100.00
10	JAMMU & KASHMIR	0	#DIV/0!	0	#DIV/0!	0	#DIV/0!
11	JHARKHAND	0	#DIV/0!	0	#DIV/0!	0	#DIV/0!
12	KARNATAKA	0	0.00	0	0.00	0	0.00
13	KERALA	220000	88.98	126224	83.61	176000	76.52
14	MADHYA PRADESH	0	#DIV/0!	0	#DIV/0!	0	#DIV/0!
15	MAHARAHSTRA	236999	49.66	0	0.00	0	0.00
16	MANIPUR	0	0.00	0	0.00	0	0.00
17	MEGHALAYA	0	0.00	250	0.27	250	0.27
18	MIZORAM	2231	6.57	2722	7.42	3005	6.79
19	NAGALAND	0	0.00	21	100.00	21	100.00
20	ODISHA	0	0.00	0	0.00	0	0.00
21	PUNJAB	0	0.00	0	0.00	0	0.00
22	RAJASTHAN	0	0.00	0	0.00	0	0.00
23	SIKKIM	0	0.00	0	0.00	0	0.00
24	TAMIL NADU	0	0.00	0	0.00	0	0.00
25	TELANGANA	0	0.00	0	0.00	0	0.00
26	TRIPURA	0	0.00	0	0.00	0	0.00
27	UTTARAKHAND	0	0.00	0	0.00	0	0.00
28	UTTAR PRADESH	0	0.00	0	0.00	0	0.00
29	WEST BENGAL	0	0.00	0	0.00	0	0.00
	<b>TOTAL STATES</b>	<b>474386</b>	<b>8.29</b>	<b>168587</b>	<b>3.31</b>	<b>203022</b>	<b>3.20</b>
30	A & N ISLANDS	0	0.00	0	0.00	0	0.00
31	CHANDIGARH	0	0.00	0	0.00	0	0.00
32	DADRA & NAGAR HAVELI & DAMAN & DIU	0	0.00	0	0.00	0	0.00
33	DELHI	0	0.00	0	0.00	0	0.00
34	JAMMU & KASHMIR- UT	0	0.00	0	0.00	0	0.00
35	LADAKH	0	0.00	0	0.00	0	0.00
36	LAKSHADWEEP		0.00		0.00		0.00
37	PUDUCHERRY		0.00		0.00		0.00
	<b>TOTAL U.T.</b>	<b>0</b>	<b>0.00</b>	<b>0</b>	<b>0.00</b>	<b>0</b>	<b>0.00</b>
	<b>TOTAL (STATE &amp; UTs)</b>	<b>474386</b>	<b>8.26</b>	<b>168587</b>	<b>3.30</b>	<b>203022</b>	<b>3.18</b>

**STATEMENT NO. 6.3: BUDGETED EXPENDITURE ON ADULT EDUCATION (REVENUE ACCOUNT)-  
STATE ADULT EDUCATION PROGRAMME**

(RUPEES IN THOUSANDS)

S. No.	STATE/UNION TERRITORY	2018-19 (ACTUAL)	% AGE TO TOTAL EXP. ON ADULT EDUCATION	2019-20 (REVISED ESTIMATE)	% AGE TO TOTAL EXP. ON ADULT EDUCATION	2020-21 (BUDGET ESTIMATE)	% AGE TO TOTAL EXP. ON ADULT EDUCATION
(1)	(2)	(3)	(4)	(5)	(6)	(7)	(8)
1	ANDHRA PRADESH	0	0.00	0	0.00	0	0.00
2	ARUNACHAL PRADESH	0	0.00	0	0.00	0	0.00
3	ASSAM	0	0.00	0	0.00	0	0.00
4	BIHAR	0	0.00	0	0.00	0	0.00
5	CHHATTISGARH	0	0.00	0	0.00	0	0.00
6	GOA	0	0.00	0	0.00	0	0.00
7	GUJARAT	0	0.00	0	0.00	0	0.00
8	HARYANA	0	0.00	0	0.00	0	0.00
9	HIMACHAL PRADESH	0	0.00	0	0.00	0	0.00
10	JAMMU & KASHMIR	0	0.00	0	0.00	0	0.00
11	JHARKHAND	0	0.00	0	0.00	0	0.00
12	KARNATAKA	0	0.00	0	0.00	0	0.00
13	KERALA	0	0.00	0	0.00	0	0.00
14	MADHYA PRADESH	0	0.00	0	0.00	0	0.00
15	MAHARAHSTRA	0	0.00	0	0.00	0	0.00
16	MANIPUR	0	0.00	0	0.00	0	0.00
17	MEGHALAYA	0	0.00	0	0.00	0	0.00
18	MIZORAM	0	0.00	0	0.00	0	0.00
19	NAGALAND	0	0.00	0	0.00	0	0.00
20	ODISHA	0	0.00	0	0.00	0	0.00
21	PUNJAB	0	0.00	0	0.00	0	0.00
22	RAJASTHAN	0	0.00	0	0.00	0	0.00
23	SIKKIM	0	0.00	0	0.00	0	0.00
24	TAMIL NADU	0	0.00	0	0.00	0	0.00
25	TELANGANA	0	0.00	0	0.00	0	0.00
26	TRIPURA	0	0.00	0	0.00	0	0.00
27	UTTARAKHAND	0	0.00	0	0.00	0	0.00
28	UTTAR PRADESH	0	0.00	0	0.00	0	0.00
29	WEST BENGAL	0	0.00	0	0.00	0	0.00
	<b>TOTAL STATES</b>	<b>0</b>	<b>0.00</b>	<b>0</b>	<b>0.00</b>	<b>0</b>	<b>0.00</b>
30	A & N ISLANDS	0	0.00	0	0.00	0	0.00
31	CHANDIGARH	0	0.00	0	0.00	0	0.00
32	DADRA & NAGAR HAVELI & DAMAN & DIU	0	0.00	0	0.00	0	0.00
33	DELHI	0	0.00	0	0.00	0	0.00
34	JAMMU & KASHMIR- UT	0	0.00	0	0.00	0	0.00
35	LADAKH	0	0.00	0	0.00	0	0.00
36	LAKSHADWEEP		0.00		0.00		0.00
37	PUDUCHERRY		0.00		0.00		0.00
	<b>TOTAL U.T.</b>	<b>0</b>	<b>0.00</b>	<b>0</b>	<b>0.00</b>	<b>0</b>	<b>0.00</b>
	<b>TOTAL (STATE &amp; UTs)</b>	<b>0</b>	<b>0.00</b>	<b>0</b>	<b>0.00</b>	<b>0</b>	<b>0.00</b>



**STATEMENT NO. 6.4: BUDGETED EXPENDITURE ON ADULT EDUCATION (REVENUE ACCOUNT)-  
OTHER ADULT EDUCATION PROGRAMME**

(RUPEES IN THOUSANDS)

S. No.	STATE/UNION TERRITORY	2018-19 (ACTUAL)	% AGE TO TOTAL EXP. ON ADULT EDUCATION	2019-20 (REVISED ESTIMATE)	% AGE TO TOTAL EXP. ON ADULT EDUCATION	2020-21 (BUDGET ESTIMATE)	% AGE TO TOTAL EXP. ON ADULT EDUCATION
(1)	(2)	(3)	(4)	(5)	(6)	(7)	(8)
1	ANDHRA PRADESH	0	0.00	0	0.00	0	0.00
2	ARUNACHAL PRADESH	0	0.00	0	0.00	0	0.00
3	ASSAM	0	0.00	9520	2.52	9520	2.93
4	BIHAR	0	0.00	250000	7.64	501600	11.09
5	CHHATTISGARH	54550	100.00	51250	100.00	58940	100.00
6	GOA	19098	100.00	24803	99.98	28103	99.99
7	GUJARAT	0	0.00	4	0.03	4	0.02
8	HARYANA	4381	100.00	4400	100.00	5020	100.00
9	HIMACHAL PRADESH	0	0.00	0	0.00	0	0.00
10	JAMMU & KASHMIR	0	0.00	0	0.00	0	0.00
11	JHARKHAND	0	0.00	0	0.00	0	0.00
12	KARNATAKA	0	0.00	0	0.00	0	0.00
13	KERALA	0	0.00	0	0.00	0	0.00
14	MADHYA PRADESH	0	0.00	0	0.00	0	0.00
15	MAHARAHSTRA	132269	27.72	56442	29.80	77749	27.82
16	MANIPUR	0	0.00	0	0.00	0	0.00
17	MEGHALAYA	74958	93.35	81414	89.50	82836	88.68
18	MIZORAM	0	0.00	120	0.33	120	0.27
19	NAGALAND	0	0.00	0	0.00	0	0.00
20	ODISHA	0	0.00	0	0.00	0	0.00
21	PUNJAB	1948	100.00	2640	100.00	2770	100.00
22	RAJASTHAN	165400	84.68	99713	91.51	100386	91.05
23	SIKKIM	0	0.00	1000	100.00	0	0.00
24	TAMIL NADU	41580	53.76	32645	61.33	31145	60.12
25	TELANGANA	0	0.00	0	0.00	0	0.00
26	TRIPURA	0	0.00	0	0.00	0	0.00
27	UTTARAKHAND	0	0.00	0	0.00	0	0.00
28	UTTAR PRADESH	0	0.00	0	0.00	0	0.00
29	WEST BENGAL	35097	48.28	87428	66.34	33540	37.04
	<b>TOTAL STATES</b>	<b>529281</b>	<b>9.25</b>	<b>701379</b>	<b>13.79</b>	<b>931733</b>	<b>14.69</b>
30	A & N ISLANDS	7119	76.11	6900	74.19	9300	78.81
31	CHANDIGARH	0	0.00	0	0.00	0	0.00
32	DADRA & NAGAR HAVELI & DAMAN & DIU	1477	44.60	1300	34.21	6500	100.00
33	DELHI	608	100.00	0	0.00	0	0.00
34	JAMMU & KASHMIR- UT	0	0.00	0	0.00	0	0.00
35	LADAKH	0	0.00	0	0.00	0	0.00
36	LAKSHADWEEP		0.00		0.00		0.00
37	PUDUCHERRY		0.00		0.00		0.00
	<b>TOTAL U.T.</b>	<b>9204</b>	<b>37.59</b>	<b>8200</b>	<b>32.41</b>	<b>15800</b>	<b>47.45</b>
	<b>TOTAL (STATE &amp; UTs)</b>	<b>538485</b>	<b>9.37</b>	<b>709579</b>	<b>13.88</b>	<b>947533</b>	<b>14.86</b>

**STATEMENT NO. 6.5: BUDGETED EXPENDITURE ON ADULT EDUCATION (REVENUE ACCOUNT)-  
OTHER EXPENDITURE**

(RUPEES IN THOUSANDS)

S. No.	STATE/UNION TERRITORY	2018-19 (ACTUAL)	% AGE TO TOTAL EXP. ON ADULT EDUCATION	2019-20 (REVISED ESTIMATE)	% AGE TO TOTAL EXP. ON ADULT EDUCATION	2020-21 (BUDGET ESTIMATE)	% AGE TO TOTAL EXP. ON ADULT EDUCATION
(1)	(2)	(3)	(4)	(5)	(6)	(7)	(8)
1	ANDHRA PRADESH	0	0.00	0	0.00	0	0.00
2	ARUNACHAL PRADESH	651568	89.04	0	0.00	0	0.00
3	ASSAM	2080	0.71	16666	4.42	4750	1.46
4	BIHAR	2969385	99.24	3000000	91.63	4000000	88.40
5	CHHATTISGARH	0	0.00	0	0.00	0	0.00
6	GOA	0	0.00	4	0.02	4	0.01
7	GUJARAT	0	0.00	1	0.01	1	0.00
8	HARYANA	0	0.00	0	0.00	0	0.00
9	HIMACHAL PRADESH	0	0.00	0	0.00	0	0.00
10	JAMMU & KASHMIR	0	0.00	0	0.00	0	0.00
11	JHARKHAND	0	0.00	0	0.00	0	0.00
12	KARNATAKA	0	0.00	0	0.00	0	0.00
13	KERALA	0	0.00	0	0.00	0	0.00
14	MADHYA PRADESH	0	0.00	0	0.00	0	0.00
15	MAHARAHSTRA	107965	22.62	132965	70.20	201739	72.18
16	MANIPUR	0	0.00	0	0.00	0	0.00
17	MEGHALAYA	0	0.00	500	0.55	900	0.96
18	MIZORAM	0	0.00	0	0.00	0	0.00
19	NAGALAND	0	0.00	0	0.00	0	0.00
20	ODISHA	0	0.00	0	0.00	0	0.00
21	PUNJAB	0	0.00	0	0.00	0	0.00
22	RAJASTHAN	29921	15.32	9255	8.49	9867	8.95
23	SIKKIM	0	0.00	0	0.00	0	0.00
24	TAMIL NADU	18420	23.82	0	0.00	0	0.00
25	TELANGANA	0	0.00	0	0.00	0	0.00
26	TRIPURA	0	0.00	0	0.00	0	0.00
27	UTTARAKHAND	0	0.00	0	0.00	0	0.00
28	UTTAR PRADESH	0	0.00	0	0.00	0	0.00
29	WEST BENGAL	11232	15.45	8002	6.07	8002	8.84
	<b>TOTAL STATES</b>	<b>3790571</b>	<b>66.25</b>	<b>3167393</b>	<b>62.27</b>	<b>4225263</b>	<b>66.60</b>
30	A & N ISLANDS	2235	23.89	2400	25.81	2500	21.19
31	CHANDIGARH	0	0.00	0	0.00	0	0.00
32	DADRA & NAGAR HAVELI & DAMAN & DIU	1835	55.40	2500	65.79	0	0.00
33	DELHI	0	0.00	0	0.00	0	0.00
34	JAMMU & KASHMIR- UT	0	0.00	0	0.00	0	0.00
35	LADAKH	0	0.00	0	0.00	0	0.00
36	LAKSHADWEEP		0.00		0.00		0.00
37	PUDUCHERRY		0.00		0.00		0.00
	<b>TOTAL U.T.</b>	<b>4070</b>	<b>16.62</b>	<b>4900</b>	<b>19.37</b>	<b>2500</b>	<b>7.51</b>
	<b>TOTAL (STATE &amp; UTs)</b>	<b>3794641</b>	<b>66.03</b>	<b>3172293</b>	<b>62.06</b>	<b>4227763</b>	<b>66.29</b>

**STATEMENT NO. 7: BUDGETED EXPENDITURE ON UNIVERSITY/SCHOLARSHIP/DL EDUCATION (REVENUE ACCOUNT)-  
TOTAL EXPENDITURE**

(RUPEES IN THOUSANDS)

S. No.	STATE/UNION TERRITORY	2018-19 (ACTUAL)	% AGE TO TOTAL EXP. ON EDUCATION	2019-20 (REVISED ESTIMATE)	% AGE TO TOTAL EXP. ON EDUCATION	2020-21 (BUDGET ESTIMATE)	% AGE TO TOTAL EXP. ON EDUCATION
(1)	(2)	(3)	(4)	(5)	(6)	(7)	(8)
1	ANDHRA PRADESH	20593684	11.39	21847924	11.36	22868263	11.80
2	ARUNACHAL PRADESH	1064200	8.82	1247530	8.97	1062446	7.62
3	ASSAM	23104270	18.03	29307352	17.18	26109832	15.92
4	BIHAR	35004565	22.46	65398908	31.45	46098478	24.89
5	CHHATTISGARH	6153908	5.60	9009240	6.17	9288557	5.77
6	GOA	3367722	17.36	3580381	18.16	4145769	19.88
7	GUJARAT	21001229	9.14	21434992	8.83	18615206	7.46
8	HARYANA	16420514	14.07	22521390	16.06	26829739	15.66
9	HIMACHAL PRADESH	4294483	8.39	5160086	8.00	5534225	7.80
10	JAMMU & KASHMIR	9978777	13.31	6591208	14.24	0	0.00
11	JHARKHAND	9968484	14.92	17163562	17.59	17501390	15.14
12	KARNATAKA	27039795	11.65	27523290	10.16	31702300	11.29
13	KERALA	26162142	14.56	26316606	14.48	27573461	14.39
14	MADHYA PRADESH	16702899	6.83	18848740	7.24	21744423	7.40
15	MAHARAHSTRA	53132119	11.06	62697974	9.99	77450434	11.32
16	MANIPUR	2523643	25.64	3345698	24.77	3996996	24.24
17	MEGHALAYA	1825414	10.78	2975112	15.23	3275627	17.37
18	MIZORAM	1648941	14.77	2447778	17.74	2037415	14.45
19	NAGALAND	1387719	13.60	1080332	8.50	1241466	9.11
20	ODISHA	17321996	13.18	19377445	13.56	20720790	13.17
21	PUNJAB	6838478	6.90	7921092	7.13	8578043	6.99
22	RAJASTHAN	13262564	4.64	15118587	4.73	14731571	4.22
23	SIKKIM	314450	3.48	472455	4.09	590152	4.99
24	TAMIL NADU	29254967	9.73	32043132	9.61	31265951	8.41
25	TELANGANA	12621132	12.15	13135814	14.22	14050942	13.08
26	TRIPURA	998776	4.53	1442871	6.01	1699662	7.19
27	UTTARAKHAND	3959380	6.40	4601911	7.23	5215426	6.86
28	UTTAR PRADESH	27460121	6.20	25055480	4.65	31472441	5.09
29	WEST BENGAL	30353811	11.92	34634194	12.19	38110370	12.16
	<b>TOTAL STATES</b>	<b>423760183</b>	<b>10.48</b>	<b>502301084</b>	<b>10.77</b>	<b>513511375</b>	<b>10.25</b>
30	A & N ISLANDS	455672	7.57	485600	7.75	542700	8.17
31	CHANDIGARH	1370190	21.40	1484228	21.86	1573114	17.98
32	DADRA & NAGAR HAVELI & DAMAN & DIU	143475	6.22	156300	5.57	159900	5.01
33	DELHI	3325578	3.55	3582500	3.49	4435000	3.65
34	JAMMU & KASHMIR- UT	0	0.00	0	0.00	14091367	12.74
35	LADAKH	0	0.00	0	0.00	345200	2.80
36	LAKSHADWEEP	0	0.00	0	0.00	0	0.00
37	PUDUCHERRY	1311238	16.44	1454792	17.40	1492826	17.87
	<b>TOTAL U.T.</b>	<b>6606153</b>	<b>5.61</b>	<b>7163420</b>	<b>5.58</b>	<b>22640107</b>	<b>8.31</b>
	<b>TOTAL (STATE &amp; UTs)</b>	<b>430366336</b>	<b>10.34</b>	<b>509464504</b>	<b>10.63</b>	<b>536151482</b>	<b>10.15</b>
	<b>CENTRAL TOTAL</b>	<b>165535000</b>	<b>21.30</b>	<b>203460100</b>	<b>21.96</b>	<b>205693100</b>	<b>21.19</b>
	<b>GRAND TOTAL</b>	<b>595901336</b>	<b>12.07</b>	<b>712924604</b>	<b>12.47</b>	<b>741844582</b>	<b>11.86</b>

**STATEMENT NO. 7.1: BUDGETED EXPENDITURE ON UNIVERSITY/SCHOLARSHIP/DL EDUCATION (REVENUE ACCOUNT)- DIRECTION & ADMINISTRATION**

(RUPEES IN THOUSANDS)

S. No.	STATE/UNION TERRITORY	2018-19 (ACTUAL)	% AGE TO TOTAL EXP. ON UNIVERSITY EDUCATION	2019-20 (REVISED ESTIMATE)	% AGE TO TOTAL EXP. ON UNIVERSITY EDUCATION	2020-21 (BUDGET ESTIMATE)	% AGE TO TOTAL EXP. ON UNIVERSITY EDUCATION
(1)	(2)	(3)	(4)	(5)	(6)	(7)	(8)
1	ANDHRA PRADESH	145516	0.71	124529	0.57	133518	0.58
2	ARUNACHAL PRADESH	36802	3.46	45757	3.67	50284	4.73
3	ASSAM	995682	4.31	1368451	4.67	1113546	4.26
4	BIHAR	39115	0.11	102069	0.16	228790	0.50
5	CHHATTISGARH	104465	1.70	825610	9.16	819609	8.82
6	GOA	74880	2.22	75400	2.11	93151	2.25
7	GUJARAT	221749	1.06	211988	0.99	141669	0.76
8	HARYANA	878926	5.35	1647990	7.32	2880300	10.74
9	HIMACHAL PRADESH	0	0.00	0	0.00	0	0.00
10	JAMMU & KASHMIR	19500	0.20	13833	0.21	0	0.00
11	JHARKHAND	25670	0.26	31507	0.18	30615	0.17
12	KARNATAKA	168120	0.62	385538	1.40	189200	0.60
13	KERALA	1855690	7.09	760545	2.89	399270	1.45
14	MADHYA PRADESH	170059	1.02	175233	0.93	199106	0.92
15	MAHARAHSTRA	0	0.00	0	0.00	0	0.00
16	MANIPUR	32517	1.29	32716	0.98	40668	1.02
17	MEGHALAYA	26531	1.45	64182	2.16	78465	2.40
18	MIZORAM	78962	4.79	45675	1.87	52255	2.56
19	NAGALAND	553940	39.92	208992	19.35	316463	25.49
20	ODISHA	110438	0.64	122213	0.63	135236	0.65
21	PUNJAB	925	0.01	1374	0.02	1751	0.02
22	RAJASTHAN	144433	1.09	193868	1.28	185212	1.26
23	SIKKIM	0	0.00	0	0.00	0	0.00
24	TAMIL NADU	190438	0.65	180944	0.56	217149	0.69
25	TELANGANA	103897	0.82	142010	1.08	90320	0.64
26	TRIPURA	73845	7.39	82326	5.71	1578494	92.87
27	UTTARAKHAND	45498	1.15	72456	1.57	50500	0.97
28	UTTAR PRADESH	145570	0.53	152491	0.61	202705	0.64
29	WEST BENGAL	136370	0.45	158563	0.46	205485	0.54
	<b>TOTAL STATES</b>	<b>6379538</b>	<b>1.51</b>	<b>7226260</b>	<b>1.44</b>	<b>9433761</b>	<b>1.84</b>
30	A & N ISLANDS	0	0.00	0	0.00	0	0.00
31	CHANDIGARH	7102	0.52	7000	0.47	7400	0.47
32	DADRA & NAGAR HAVELI & DAMAN & DIU	60000	41.82	60100	38.45	0	0.00
33	DELHI	2482	0.07	30000	0.84	30000	0.68
34	JAMMU & KASHMIR- UT	0	0.00	0	0.00	33094	0.23
35	LADAKH	0	0.00	0	0.00	0	0.00
36	LAKSHADWEEP		0.00		0.00		0.00
37	PUDUCHERRY		0.00		0.00		0.00
	<b>TOTAL U.T.</b>	<b>69584</b>	<b>1.05</b>	<b>97100</b>	<b>1.36</b>	<b>70494</b>	<b>0.00</b>
	<b>TOTAL (STATE &amp; UTs)</b>	<b>6449122</b>	<b>1.50</b>	<b>7323360</b>	<b>1.44</b>	<b>9504255</b>	<b>1.77</b>

**STATEMENT NO. 7.2: BUDGETED EXPENDITURE ON UNIVERSITY/SCHOLARSHIP/DL EDUCATION (REVENUE ACCOUNT)- ASSISTANCE TO UNIVERSITIES**

(RUPEES IN THOUSANDS)

S. No.	STATE/UNION TERRITORY	2018-19 (ACTUAL)	% AGE TO TOTAL EXP. ON UNIVERSITY EDUCATION	2019-20 (REVISED ESTIMATE)	% AGE TO TOTAL EXP. ON UNIVERSITY EDUCATION	2020-21 (BUDGET ESTIMATE)	% AGE TO TOTAL EXP. ON UNIVERSITY EDUCATION
(1)	(2)	(3)	(4)	(5)	(6)	(7)	(8)
1	ANDHRA PRADESH	6529844	31.71	6187762	28.32	7159961	31.31
2	ARUNACHAL PRADESH	0	0.00	0	0.00	0	0.00
3	ASSAM	3066589	13.27	5341840	18.23	3108610	11.91
4	BIHAR	33748580	96.41	52283950	79.95	36854342	79.95
5	CHHATTISGARH	386780	6.29	860800	9.55	904700	9.74
6	GOA	629506	18.69	651200	18.19	852000	20.55
7	GUJARAT	6360244	30.29	5652870	26.37	6311476	33.90
8	HARYANA	3164755	19.27	5320000	23.62	5480000	20.43
9	HIMACHAL PRADESH	858100	19.98	965800	18.72	927600	16.76
10	JAMMU & KASHMIR	4072400	40.81	2582500	39.18	0	0.00
11	JHARKHAND	8483301	85.10	15541597	90.55	15576104	89.00
12	KARNATAKA	7464287	27.60	6503369	23.63	8102300	25.56
13	KERALA	8446768	32.29	9129232	34.69	9020111	32.71
14	MADHYA PRADESH	740882	4.44	596560	3.16	621907	2.86
15	MAHARAHSTRA	5464256	10.28	5251095	8.38	8461764	10.93
16	MANIPUR	6500	0.26	60000	1.79	60000	1.50
17	MEGHALAYA	0	0.00	37	0.00	37	0.00
18	MIZORAM	0	0.00	0	0.00	0	0.00
19	NAGALAND	0	0.00	0	0.00	0	0.00
20	ODISHA	3873601	22.36	4213364	21.74	5152170	24.86
21	PUNJAB	2489900	36.41	2584295	32.63	2345341	27.34
22	RAJASTHAN	3017490	22.75	3208365	21.22	3483131	23.64
23	SIKKIM	0	0.00	0	0.00	0	0.00
24	TAMIL NADU	5327512	18.21	8576792	26.77	5371839	17.18
25	TELANGANA	5168278	40.95	4837265	36.83	5366065	38.19
26	TRIPURA	50000	5.01	40000	2.77	40000	2.35
27	UTTARAKHAND	891000	22.50	1211349	26.32	1327234	25.45
28	UTTAR PRADESH	1883835	6.86	1965122	7.84	2168747	6.89
29	WEST BENGAL	11268637	37.12	13006355	37.55	12960510	34.01
	<b>TOTAL STATES</b>	<b>123393045</b>	<b>29.12</b>	<b>156571519</b>	<b>31.17</b>	<b>141655949</b>	<b>27.59</b>
30	A & N ISLANDS	0	0.00	0	0.00	0	0.00
31	CHANDIGARH	0	0.00	0	0.00	0	0.00
32	DADRA & NAGAR HAVELI & DAMAN & DIU	0	0.00	5000	3.20	10000	6.25
33	DELHI	1045000	31.42	1038100	28.98	1161000	26.18
34	JAMMU & KASHMIR- UT	0	0.00	0	0.00	5491776	38.97
35	LADAKH	0	0.00	0	0.00	158000	45.77
36	LAKSHADWEEP		0.00		0.00		0.00
37	PUDUCHERRY	0	0.00	322	0.02	184	0.01
	<b>TOTAL U.T.</b>	<b>1045000</b>	<b>15.82</b>	<b>1043422</b>	<b>14.57</b>	<b>6820960</b>	<b>0.00</b>
	<b>TOTAL (STATE &amp; UTs)</b>	<b>124438045</b>	<b>28.91</b>	<b>157614941</b>	<b>30.94</b>	<b>148476909</b>	<b>27.69</b>

**STATEMENT NO. 7.3: BUDGETED EXPENDITURE ON UNIVERSITY/SCHOLARSHIP/DL EDUCATION (REVENUE ACCOUNT)-  
GOVERNMENT COLLEGES**

**(RUPEES IN THOUSANDS)**

S. No.	STATE/UNION TERRITORY	2018-19 (ACTUAL)	% AGE TO TOTAL EXP. ON UNIVERSITY EDUCATION	2019-20 (REVISED ESTIMATE)	% AGE TO TOTAL EXP. ON UNIVERSITY EDUCATION	2020-21 (BUDGET ESTIMATE)	% AGE TO TOTAL EXP. ON UNIVERSITY EDUCATION
(1)	(2)	(3)	(4)	(5)	(6)	(7)	(8)
0	ANDHRA PRADESH	7824496	37.99	8315863	38.06	7892640	34.51
2	ARUNACHAL PRADESH	658665	61.89	729383	58.47	841762	79.23
3	ASSAM	18778106	81.28	20954160	71.50	19621171	75.15
4	BIHAR	509950	1.46	609868	0.93	582745	1.26
5	CHHATTISGARH	5219666	84.82	6624420	73.53	6896388	74.25
6	GOA	517846	15.38	614320	17.16	654461	15.79
7	GUJARAT	1278065	6.09	1688775	7.88	1875633	10.08
8	HARYANA	6503197	39.60	7709300	34.23	11085339	41.32
9	HIMACHAL PRADESH	2735142	63.69	3295382	63.86	3747427	67.71
10	JAMMU & KASHMIR	5470630	54.82	3478458	52.77	0	0.00
11	JHARKHAND	1459513	14.64	1590458	9.27	1894671	10.83
12	KARNATAKA	10602950	39.21	12046346	43.77	13138900	41.44
13	KERALA	4191543	16.02	4479572	17.02	5480873	19.88
14	MADHYA PRADESH	12503165	74.86	14090946	74.76	17367364	79.87
15	MAHARAHSTRA	1560500	2.94	2426785	3.87	2408368	3.11
16	MANIPUR	2070691	82.05	2837494	84.81	3658263	91.53
17	MEGHALAYA	357627	19.59	821178	27.60	829197	25.31
18	MIZORAM	1385011	83.99	2311255	94.42	1922084	94.34
19	NAGALAND	772074	55.64	814840	75.42	868503	69.96
20	ODISHA	2621763	15.14	3015877	15.56	2573156	12.42
21	PUNJAB	1769593	25.88	2227764	28.12	2282948	26.61
22	RAJASTHAN	8768171	66.11	10519414	69.58	9763330	66.27
23	SIKKIM	314450	100.00	472455	100.00	590152	100.00
24	TAMIL NADU	9469720	32.37	9549414	29.80	10461587	33.46
25	TELANGANA	6217944	49.27	6989062	53.21	7298257	51.94
26	TRIPURA	866495	86.76	1300386	90.12	49338	2.90
27	UTTARAKHAND	2194332	55.42	2184890	47.48	2839372	54.44
28	UTTAR PRADESH	2650818	9.65	3706281	14.79	4277873	13.59
29	WEST BENGAL	2939661	9.68	3419387	9.87	4312241	11.32
	<b>TOTAL STATES</b>	<b>122211784</b>	<b>28.84</b>	<b>138823733</b>	<b>27.64</b>	<b>145214043</b>	<b>28.28</b>
30	A & N ISLANDS	441292	96.84	470000	96.79	522700	96.31
31	CHANDIGARH	978362	71.40	942228	63.48	975714	62.02
32	DADRA & NAGAR HAVELI & DAMAN & DIU	83475	58.18	90700	58.03	149400	93.43
33	DELHI	27000	0.81	42300	1.18	141400	3.19
34	JAMMU & KASHMIR- UT	0	0.00	0	0.00	8097817	57.47
35	LADAKH	0	0.00	0	0.00	187200	54.23
36	LAKSHADWEEP		0.00		0.00		0.00
37	PUDUCHERRY	950953	72.52	1134493	77.98	1174756	78.69
	<b>TOTAL U.T.</b>	<b>2481082</b>	<b>37.56</b>	<b>2679721</b>	<b>37.41</b>	<b>11248987</b>	<b>49.69</b>
	<b>TOTAL (STATE &amp; UTs)</b>	<b>124692866</b>	<b>28.97</b>	<b>141503454</b>	<b>27.77</b>	<b>156463030</b>	<b>29.18</b>

**STATEMENT NO. 7.4: BUDGETED EXPENDITURE ON UNIVERSITY/SCHOLARSHIP/DL EDUCATION (REVENUE ACCOUNT)- ASSISTANCE TO NON-GOVT. COLLEGES**

(RUPEES IN THOUSANDS)

S. No.	STATE/UNION TERRITORY	2018-19 (ACTUAL)	% AGE TO TOTAL EXP. ON UNIVERSITY EDUCATION	2019-20 (REVISED ESTIMATE)	% AGE TO TOTAL EXP. ON UNIVERSITY EDUCATION	2020-21 (BUDGET ESTIMATE)	% AGE TO TOTAL EXP. ON UNIVERSITY EDUCATION
(1)	(2)	(3)	(4)	(5)	(6)	(7)	(8)
1	ANDHRA PRADESH	6008483	29.18	7144921	32.70	7457646	32.61
2	ARUNACHAL PRADESH	0	0.00	0	0.00	1200	0.11
3	ASSAM	169295	0.73	161512	0.55	174192	0.67
4	BIHAR	240000	0.69	6298800	9.63	2607601	5.66
5	CHHATTISGARH	441943	7.18	567010	6.29	583460	6.28
6	GOA	1722188	51.14	1714600	47.89	2008700	48.45
7	GUJARAT	10418696	49.61	10861824	50.67	7047284	37.86
8	HARYANA	5120537	31.18	6800000	30.19	6500000	24.23
9	HIMACHAL PRADESH	169827	3.95	185000	3.59	185000	3.34
10	JAMMU & KASHMIR	416247	4.17	516417	7.83	0	0.00
11	JHARKHAND	0	0.00	0	0.00	0	0.00
12	KARNATAKA	8171434	30.22	7829500	28.45	9577600	30.21
13	KERALA	10032307	38.35	10477414	39.81	11787808	42.75
14	MADHYA PRADESH	3277001	19.62	3980625	21.12	3543133	16.29
15	MAHARAHSTRA	46048492	86.67	55008621	87.74	66568829	85.95
16	MANIPUR	371765	14.73	314948	9.41	128800	3.22
17	MEGHALAYA	1292382	70.80	1946511	65.43	2170311	66.26
18	MIZORAM	3209	0.19	3761	0.15	3390	0.17
19	NAGALAND	26500	1.91	26500	2.45	26500	2.13
20	ODISHA	9054456	52.27	9342243	48.21	10520864	50.77
21	PUNJAB	1978060	28.93	2390000	30.17	3000000	34.97
22	RAJASTHAN	2000	0.02	42552	0.28	10001	0.07
23	SIKKIM	0	0.00	0	0.00	0	0.00
24	TAMIL NADU	14222071	48.61	13684845	42.71	15162927	48.50
25	TELANGANA	1126783	8.93	1163597	8.86	1291593	9.19
26	TRIPURA	0	0.00	0	0.00	0	0.00
27	UTTARAKHAND	827410	20.90	1123626	24.42	994489	19.07
28	UTTAR PRADESH	16590261	60.42	18500041	73.84	24499125	77.84
29	WEST BENGAL	15646577	51.55	17733017	51.20	19652833	51.57
	<b>TOTAL STATES</b>	<b>153377924</b>	<b>36.19</b>	<b>177817885</b>	<b>35.40</b>	<b>195503286</b>	<b>38.07</b>
30	A & N ISLANDS	0	0.00	0	0.00	0	0.00
31	CHANDIGARH	384726	28.08	535000	36.05	590000	37.51
32	DADRA & NAGAR HAVELI & DAMAN & DIU	0	0.00	0	0.00	0	0.00
33	DELHI	2140000	64.35	2350100	65.60	2358000	53.17
34	JAMMU & KASHMIR- UT	0	0.00	0	0.00	468680	3.33
35	LADAKH	0	0.00	0	0.00	0	0.00
36	LAKSHADWEEP		0.00		0.00		0.00
37	PUDUCHERRY		0.00		0.00		0.00
	<b>TOTAL U.T.</b>	<b>2524726</b>	<b>38.22</b>	<b>2885100</b>	<b>40.28</b>	<b>3416680</b>	<b>0.00</b>
	<b>TOTAL (STATE &amp; UTs)</b>	<b>155902650</b>	<b>36.23</b>	<b>180702985</b>	<b>35.47</b>	<b>198919966</b>	<b>37.10</b>

**STATEMENT NO. 7.5: BUDGETED EXPENDITURE ON UNIVERSITY/SCHOLARSHIP/DL EDUCATION (REVENUE ACCOUNT)- SCHOLARSHIPS**

(RUPEES IN THOUSANDS)

S. No.	STATE/UNION TERRITORY	2018-19 (ACTUAL)	% AGE TO TOTAL EXP. ON UNIVERSITY EDUCATION	2019-20 (REVISED ESTIMATE)	% AGE TO TOTAL EXP. ON UNIVERSITY EDUCATION	2020-21 (BUDGET ESTIMATE)	% AGE TO TOTAL EXP. ON UNIVERSITY EDUCATION
(1)	(2)	(3)	(4)	(5)	(6)	(7)	(8)
1	ANDHRA PRADESH	34577	0.17	29360	0.13	22026	0.10
2	ARUNACHAL PRADESH		0.00		0.00		0.00
3	ASSAM	3375	0.01	4142	0.01	4208	0.02
4	BIHAR	424358	1.21	6014130	9.20	5750000	12.47
5	CHHATTISGARH		0.00	120400	1.34	60400	0.65
6	GOA		0.00		0.00		0.00
7	GUJARAT	2450000	11.67	2500000	11.66	2550000	13.70
8	HARYANA	12049	0.07	18000	0.08	18000	0.07
9	HIMACHAL PRADESH		0.00		0.00		0.00
10	JAMMU & KASHMIR		0.00		0.00		0.00
11	JHARKHAND		0.00		0.00		0.00
12	KARNATAKA	335806	1.24	562100	2.04	539500	1.70
13	KERALA	77901	0.30	125156	0.48	124971	0.45
14	MADHYA PRADESH	6892	0.04	867	0.00	8004	0.04
15	MAHARAHSTRA	1950	0.00	11472	0.02	11472	0.01
16	MANIPUR		0.00	15100	0.45	15100	0.38
17	MEGHALAYA	31194	1.71	97534	3.28	94447	2.88
18	MIZORAM	153217	9.29	86991	3.55	29843	1.46
19	NAGALAND	24732	1.78	30000	2.78	30000	2.42
20	ODISHA	289395	1.67	537920	2.78	490500	2.37
21	PUNJAB		0.00	2501	0.03	3001	0.03
22	RAJASTHAN	127573	0.96	80001	0.53	100100	0.68
23	SIKKIM		0.00		0.00		0.00
24	TAMIL NADU	44347	0.15	49733	0.16	51249	0.16
25	TELANGANA		0.00		0.00	400	0.00
26	TRIPURA	3896	0.39	6634	0.46	6634	0.39
27	UTTARAKHAND		0.00	2000	0.04		0.00
28	UTTAR PRADESH		0.00		0.00		0.00
29	WEST BENGAL		0.00	82	0.00	82	0.00
	<b>TOTAL STATES</b>	<b>4021262</b>	<b>0.95</b>	<b>10294123</b>	<b>2.05</b>	<b>9909937</b>	<b>1.93</b>
30	A & N ISLANDS	14380	3.16	15600	3.21	20000	3.69
31	CHANDIGARH		0.00		0.00		0.00
32	DADRA & NAGAR HAVELI & DAMAN & DIU		0.00		0.00		0.00
33	DELHI		0.00		0.00		0.00
34	JAMMU & KASHMIR- UT		0.00		0.00		0.00
35	LADAKH		0.00		0.00		0.00
36	LAKSHADWEEP		0.00		0.00		0.00
37	PUDUCHERRY	339360	25.88	313748	21.57	313800	21.02
	<b>TOTAL U.T.</b>	<b>353740</b>	<b>5.35</b>	<b>329348</b>	<b>4.60</b>	<b>333800</b>	<b>0.00</b>
	<b>TOTAL (STATE &amp; UTs)</b>	<b>4375002</b>	<b>1.02</b>	<b>10623471</b>	<b>2.09</b>	<b>10243737</b>	<b>1.91</b>



**STATEMENT NO. 7.6: BUDGETED EXPENDITURE ON UNIVERSITY/SCHOLARSHIP/DL EDUCATION (REVENUE ACCOUNT)- OTHER EXPENDITURE**

(RUPEES IN THOUSANDS)

S. No.	STATE/UNION TERRITORY	2018-19 (ACTUAL)	% AGE TO TOTAL EXP. ON UNIVERSITY EDUCATION	2019-20 (REVISED ESTIMATE)	% AGE TO TOTAL EXP. ON UNIVERSITY EDUCATION	2020-21 (BUDGET ESTIMATE)	% AGE TO TOTAL EXP. ON UNIVERSITY EDUCATION
(1)	(2)	(3)	(4)	(5)	(6)	(7)	(8)
1	ANDHRA PRADESH	50768	0.25	45489	0.21	202472	0.89
2	ARUNACHAL PRADESH	368733	34.65	472390	37.87	169200	15.93
3	ASSAM	91223	0.39	1477247	5.04	2088105	8.00
4	BIHAR	42562	0.12	90091	0.14	75000	0.16
5	CHHATTISGARH	1054	0.02	11000	0.12	24000	0.26
6	GOA	423302	12.57	524861	14.66	537457	12.96
7	GUJARAT	272475	1.30	519535	2.42	689144	3.70
8	HARYANA	741050	4.51	1026100	4.56	866100	3.23
9	HIMACHAL PRADESH	531414	12.37	713904	13.84	674198	12.18
10	JAMMU & KASHMIR	0	0.00	0	0.00	0	0.00
11	JHARKHAND	0	0.00	0	0.00	0	0.00
12	KARNATAKA	297198	1.10	196437	0.71	154800	0.49
13	KERALA	1557933	5.95	1344687	5.11	760428	2.76
14	MADHYA PRADESH	4900	0.03	4509	0.02	4909	0.02
15	MAHARAHSTRA	56921	0.11	1	0.00	1	0.00
16	MANIPUR	42170	1.67	85440	2.55	94165	2.36
17	MEGHALAYA	117681	6.45	45670	1.54	103170	3.15
18	MIZORAM	28542	1.73	96	0.00	29843	1.46
19	NAGALAND	10473	0.75	0	0.00	0	0.00
20	ODISHA	1372343	7.92	2145828	11.07	1848864	8.92
21	PUNJAB	600000	8.77	715158	9.03	945002	11.02
22	RAJASTHAN	1202897	9.07	1074387	7.11	1189797	8.08
23	SIKKIM	0	0.00	0	0.00	0	0.00
24	TAMIL NADU	879	0.00	1404	0.00	1200	0.00
25	TELANGANA	4230	0.03	3880	0.03	4307	0.03
26	TRIPURA	4540	0.45	13525	0.94	25196	1.48
27	UTTARAKHAND	1140	0.03	7590	0.16	3831	0.07
28	UTTAR PRADESH	6189637	22.54	731545	2.92	323991	1.03
29	WEST BENGAL	362566	1.19	316790	0.91	979219	2.57
	<b>TOTAL STATES</b>	<b>14376631</b>	<b>3.39</b>	<b>11567564</b>	<b>2.30</b>	<b>11794399</b>	<b>2.30</b>
30	A & N ISLANDS	0	0.00	0	0.00	0	0.00
31	CHANDIGARH	0	0.00	0	0.00	0	0.00
32	DADRA & NAGAR HAVELI & DAMAN & DIU	0	0.00	500	0.32	500	0.31
33	DELHI	111096	3.34	122000	3.41	744600	16.79
34	JAMMU & KASHMIR- UT	0	0.00	0	0.00	0	0.00
35	LADAKH	0	0.00	0	0.00	0	0.00
36	LAKSHADWEEP		0.00		0.00		0.00
37	PUDUCHERRY	20925	1.60	6229	0.43	4086	0.27
	<b>TOTAL U.T.</b>	<b>132021</b>	<b>2.00</b>	<b>128729</b>	<b>1.80</b>	<b>749186</b>	<b>0.00</b>
	<b>TOTAL (STATE &amp; UTs)</b>	<b>14508652</b>	<b>3.37</b>	<b>11696293</b>	<b>2.30</b>	<b>12543585</b>	<b>2.34</b>

**STATEMENT NO. 8: BUDGETED EXPENDITURE ON TECHNICAL EDUCATION (REVENUE ACCOUNT)-  
TOTAL EXPENDITURE**

(RUPEES IN THOUSANDS)

S. No.	STATE/UNION TERRITORY	2018-19 (ACTUAL)	% AGE TO TOTAL EXP. ON EDUCATION	2019-20 (REVISED ESTIMATE)	% AGE TO TOTAL EXP. ON EDUCATION	2020-21 (BUDGET ESTIMATE)	% AGE TO TOTAL EXP. ON EDUCATION
(1)	(2)	(3)	(4)	(5)	(6)	(7)	(8)
1	ANDHRA PRADESH	4336986	2.40	4062979	2.11	4605362	2.38
2	ARUNACHAL PRADESH	120595	1.00	183187	1.32	187645	1.35
3	ASSAM	1869567	1.46	3538333	2.07	3425490	2.09
4	BIHAR	2400663	1.54	2826373	1.36	2682285	1.45
5	CHHATTISGARH	1614361	1.47	2092083	1.43	1853615	1.15
6	GOA	1030037	5.31	1224249	6.21	1367753	6.56
7	GUJARAT	8629954	3.76	10497714	4.32	10916592	4.38
8	HARYANA	3887930	3.33	5434800	3.88	6773410	3.95
9	HIMACHAL PRADESH	591017	1.15	713046	1.11	814918	1.15
10	JAMMU & KASHMIR	1294298	1.73	507792	1.10	0	0.00
11	JHARKHAND	4919331	7.37	4739401	4.86	4398420	3.80
12	KARNATAKA	8192094	3.53	8596398	3.17	10961500	3.90
13	KERALA	9615815	5.35	10486542	5.77	10798066	5.63
14	MADHYA PRADESH	5094538	2.08	4767741	1.83	5159471	1.76
15	MAHARAHSTRA	22656085	4.71	27510728	4.38	31145156	4.55
16	MANIPUR	154306	1.57	193395	1.43	240248	1.46
17	MEGHALAYA	149789	0.88	253169	1.30	286162	1.52
18	MIZORAM	113084	1.01	164958	1.20	164378	1.17
19	NAGALAND	190705	1.87	252938	1.99	235761	1.73
20	ODISHA	1978539	1.51	2469478	1.73	2693827	1.71
21	PUNJAB	1553620	1.57	1509563	1.36	1610591	1.31
22	RAJASTHAN	1982859	0.69	1911433	0.60	2382055	0.68
23	SIKKIM	123490	1.37	131330	1.14	158244	1.34
24	TAMIL NADU	9864664	3.28	13323928	4.00	14718170	3.96
25	TELANGANA	3287013	3.16	3239158	3.51	2712342	2.52
26	TRIPURA	187829	0.85	247640	1.03	36895	0.16
27	UTTARAKHAND	1712579	2.77	1758061	2.76	2099080	2.76
28	UTTAR PRADESH	3857160	0.87	4325726	0.80	4836532	0.78
29	WEST BENGAL	5432210	2.13	6504331	2.29	9633056	3.07
	<b>TOTAL STATES</b>	<b>106841118</b>	<b>2.64</b>	<b>123466474</b>	<b>2.65</b>	<b>136897024</b>	<b>2.73</b>
30	A & N ISLANDS	215898	3.59	253500	4.05	236800	3.57
31	CHANDIGARH	962234	15.03	977300	14.39	1073500	12.27
32	DADRA & NAGAR HAVELI & DAMAN & DIU	176576	7.66	173500	6.18	200900	6.30
33	DELHI	2300412	2.45	3180570	3.10	3723139	3.06
34	JAMMU & KASHMIR- UT	0	0.00	0	0.00	1948173	1.76
35	LADAKH	0	0.00	0	0.00	0	0.00
36	LAKSHADWEEP	0	0.00	0	0.00	0	0.00
37	PUDUCHERRY	879507	11.03	933376	11.17	926228	11.09
	<b>TOTAL U.T.</b>	<b>4534627</b>	<b>3.85</b>	<b>5518246</b>	<b>4.30</b>	<b>8108740</b>	<b>2.98</b>
	<b>TOTAL (STATE &amp; UTs)</b>	<b>111375745</b>	<b>2.68</b>	<b>128984720</b>	<b>2.69</b>	<b>145005764</b>	<b>2.74</b>
	<b>CENTRAL TOTAL</b>	<b>122931200</b>	<b>15.82</b>	<b>147760400</b>	<b>15.95</b>	<b>155328000</b>	<b>16.00</b>
	<b>GRAND TOTAL</b>	<b>234306945</b>	<b>4.75</b>	<b>276745120</b>	<b>4.84</b>	<b>300333764</b>	<b>4.80</b>

**STATEMENT NO. 8.1: BUDGETED EXPENDITURE ON TECHNICAL EDUCATION (REVENUE ACCOUNT)-  
DIRECTION, INSPECTION & ADMINISTRATION**

(RUPEES IN THOUSANDS)

S. No.	STATE/UNION TERRITORY	2018-19 (ACTUAL)	% AGE TO TOTAL EXP. ON TECHNICAL EDUCATION	2019-20 (REVISED ESTIMATE)	% AGE TO TOTAL EXP. ON TECHNICAL EDUCATION	2020-21 (BUDGET ESTIMATE)	% AGE TO TOTAL EXP. ON TECHNICAL EDUCATION
(1)	(2)	(3)	(4)	(5)	(6)	(7)	(8)
1	ANDHRA PRADESH	74276	1.71	83171	2.05	73289	1.59
2	ARUNACHAL PRADESH	0	0.00	0	0.00	0	0.00
3	ASSAM	332521	17.79	1577712	44.59	1118435	32.65
4	BIHAR	49991	2.08	69116	2.45	61708	2.30
5	CHHATTISGARH	326408	20.22	295420	14.12	49140	2.65
6	GOA	0	0.00	0	0.00	0	0.00
7	GUJARAT	2243825	26.00	3492142	33.27	2998890	27.47
8	HARYANA	82323	2.12	103519	1.90	138260	2.04
9	HIMACHAL PRADESH	24139	4.08	29390	4.12	31300	3.84
10	JAMMU & KASHMIR	1294298	100.00	507792	100.00	0	0.00
11	JHARKHAND	25125	0.51	28208	0.60	25495	0.58
12	KARNATAKA	138616	1.69	143316	1.67	163800	1.49
13	KERALA	171506	1.78	226731	2.16	271141	2.51
14	MADHYA PRADESH	118981	2.34	125391	2.63	126673	2.46
15	MAHARAHSTRA	466839	2.06	796090	2.89	804803	2.58
16	MANIPUR	5226	3.39	8930	4.62	10328	4.30
17	MEGHALAYA	2725	1.82	9594	3.79	17192	6.01
18	MIZORAM	18951	16.76	20892	12.67	25970	15.80
19	NAGALAND	65753	34.48	105428	41.68	75172	31.88
20	ODISHA	95795	4.84	109515	4.43	113566	4.22
21	PUNJAB	74490	4.79	76945	5.10	82134	5.10
22	RAJASTHAN	149436	7.54	154724	8.09	166777	7.00
23	SIKKIM	123490	100.00	131330	100.00	158244	100.00
24	TAMIL NADU	4346012	44.06	4917821	36.91	4913626	33.38
25	TELANGANA	43339	1.32	65642	2.03	52316	1.93
26	TRIPURA	0	0.00	0	0.00	0	0.00
27	UTTARAKHAND	180291	10.53	61863	3.52	64062	3.05
28	UTTAR PRADESH	149027	3.86	159435	3.69	175139	3.62
29	WEST BENGAL	94698	1.74	109572	1.68	128897	1.34
	<b>TOTAL STATES</b>	<b>10698081</b>	<b>10.01</b>	<b>13409689</b>	<b>10.86</b>	<b>11846357</b>	<b>8.65</b>
30	A & N ISLANDS	0	0.00	0	0.00	0	0.00
31	CHANDIGARH	20326	2.11	23575	2.41	26900	2.51
32	DADRA & NAGAR HAVELI & DAMAN & DIU	80681	45.69	78250	45.10	85400	42.51
33	DELHI	125641	5.46	135340	4.26	157275	4.22
34	JAMMU & KASHMIR- UT	0	0.00	0	0.00	1948173	100.00
35	LADAKH	0	0.00	0	0.00	0	0.00
36	LAKSHADWEEP		0.00		0.00		0.00
37	PUDUCHERRY	19494	2.22	22232	2.38	23242	2.51
	<b>TOTAL U.T.</b>	<b>246142</b>	<b>5.43</b>	<b>259397</b>	<b>4.70</b>	<b>2240990</b>	<b>27.64</b>
	<b>TOTAL (STATE &amp; UTs)</b>	<b>10944223</b>	<b>9.83</b>	<b>13669086</b>	<b>10.60</b>	<b>14087347</b>	<b>9.72</b>

**STATEMENT NO. 8.2: BUDGETED EXPENDITURE ON TECHNICAL EDUCATION (REVENUE ACCOUNT)-  
TECHNICAL SCHOOLS**

(RUPEES IN THOUSANDS)

S. No.	STATE/UNION TERRITORY	2018-19 (ACTUAL)	% AGE TO TOTAL EXP. ON TECHNICAL EDUCATION	2019-20 (REVISED ESTIMATE)	% AGE TO TOTAL EXP. ON TECHNICAL EDUCATION	2020-21 (BUDGET ESTIMATE)	% AGE TO TOTAL EXP. ON TECHNICAL EDUCATION
(1)	(2)	(3)	(4)	(5)	(6)	(7)	(8)
1	ANDHRA PRADESH	0	0.00	0	0.00	0	0.00
2	ARUNACHAL PRADESH	0	0.00	0	0.00	0	0.00
3	ASSAM	34095	1.82	44924	1.27	35256	1.03
4	BIHAR	7740	0.32	9776	0.35	11188	0.42
5	CHHATTISGARH	0	0.00	0	0.00	0	0.00
6	GOA	267509	25.97	282032	23.04	309831	22.65
7	GUJARAT	263913	3.06	270000	2.57	318961	2.92
8	HARYANA	0	0.00	0	0.00	0	0.00
9	HIMACHAL PRADESH	0	0.00	0	0.00	0	0.00
10	JAMMU & KASHMIR	0	0.00	0	0.00	0	0.00
11	JHARKHAND	2595	0.05	2991	0.06	1618	0.04
12	KARNATAKA	94288	1.15	44777	0.52	47000	0.43
13	KERALA	748377	7.78	728525	6.95	760725	7.05
14	MADHYA PRADESH	0	0.00	0	0.00	0	0.00
15	MAHARAHSTRA	965765	4.26	1281841	4.66	1703775	5.47
16	MANIPUR	0	0.00	0	0.00	0	0.00
17	MEGHALAYA	3639	2.43	17100	6.75	9140	3.19
18	MIZORAM	0	0.00	0	0.00	0	0.00
19	NAGALAND	0	0.00	0	0.00	0	0.00
20	ODISHA	7762	0.39	8819	0.36	9989	0.37
21	PUNJAB	0	0.00	0	0.00	0	0.00
22	RAJASTHAN	0	0.00	0	0.00	0	0.00
23	SIKKIM	0	0.00	0	0.00	0	0.00
24	TAMIL NADU	0	0.00	0	0.00	0	0.00
25	TELANGANA	0	0.00	0	0.00	0	0.00
26	TRIPURA	303	0.16	230	0.09	340	0.92
27	UTTARAKHAND	475000	27.74	567000	32.25	662000	31.54
28	UTTAR PRADESH	29569	0.77	32867	0.76	33700	0.70
29	WEST BENGAL	35004	0.64	46887	0.72	50519	0.52
	<b>TOTAL STATES</b>	<b>2935559</b>	<b>2.75</b>	<b>3337769</b>	<b>2.70</b>	<b>3954042</b>	<b>2.89</b>
30	A & N ISLANDS	0	0.00	0	0.00	0	0.00
31	CHANDIGARH	0	0.00	0	0.00	0	0.00
32	DADRA & NAGAR HAVELI & DAMAN & DIU	0	0.00	0	0.00	0	0.00
33	DELHI	0	0.00	0	0.00	0	0.00
34	JAMMU & KASHMIR- UT	0	0.00	0	0.00	0	0.00
35	LADAKH	0	0.00	0	0.00	0	0.00
36	LAKSHADWEEP		0.00		0.00		0.00
37	PUDUCHERRY		0.00		0.00		0.00
	<b>TOTAL U.T.</b>	<b>0</b>	<b>0.00</b>	<b>0</b>	<b>0.00</b>	<b>0</b>	<b>0.00</b>
	<b>TOTAL (STATE &amp; UTs)</b>	<b>2935559</b>	<b>2.64</b>	<b>3337769</b>	<b>2.59</b>	<b>3954042</b>	<b>2.73</b>

**STATEMENT NO. 8.3: BUDGETED EXPENDITURE ON TECHNICAL EDUCATION (REVENUE ACCOUNT)-  
POLYTECHNICS**

(RUPEES IN THOUSANDS)

S. No.	STATE/UNION TERRITORY	2018-19 (ACTUAL)	% AGE TO TOTAL EXP. ON TECHNICAL EDUCATION	2019-20 (REVISED ESTIMATE)	% AGE TO TOTAL EXP. ON TECHNICAL EDUCATION	2020-21 (BUDGET ESTIMATE)	% AGE TO TOTAL EXP. ON TECHNICAL EDUCATION
(1)	(2)	(3)	(4)	(5)	(6)	(7)	(8)
1	ANDHRA PRADESH	3176901	73.25	3336843	82.13	2517990	54.68
2	ARUNACHAL PRADESH	111562	92.51	163167	89.07	187645	100.00
3	ASSAM	851533	45.55	1207274	34.12	1395138	40.73
4	BIHAR	648902	27.03	1165453	41.23	1161295	43.29
5	CHHATTISGARH	832918	51.59	1068703	51.08	1097675	59.22
6	GOA	386169	37.49	473650	38.69	531596	38.87
7	GUJARAT	2986496	34.61	3226352	30.73	3594199	32.92
8	HARYANA	1833210	47.15	2121861	39.04	2833600	41.83
9	HIMACHAL PRADESH	409566	69.30	478925	67.17	527031	64.67
10	JAMMU & KASHMIR	0	0.00	0	0.00	0	0.00
11	JHARKHAND	693243	14.09	686588	14.49	817369	18.58
12	KARNATAKA	3152989	38.49	3441528	40.03	4328500	39.49
13	KERALA	2447772	25.46	2515985	23.99	2769005	25.64
14	MADHYA PRADESH	1493305	29.31	1600641	33.57	1855960	35.97
15	MAHARAHSTRA	4067677	17.95	5394931	19.61	5890310	18.91
16	MANIPUR	89080	57.73	116115	60.04	161570	67.25
17	MEGHALAYA	133601	89.19	214102	84.57	239930	83.84
18	MIZORAM	94133	83.24	144066	87.33	138408	84.20
19	NAGALAND	124952	65.52	131010	51.80	144089	61.12
20	ODISHA	569612	28.79	804973	32.60	902694	33.51
21	PUNJAB	1155194	74.35	1132592	75.03	1199430	74.47
22	RAJASTHAN	1634740	82.44	1542750	80.71	1860159	78.09
23	SIKKIM	0	0.00	0	0.00	0	0.00
24	TAMIL NADU	2733294	27.71	2927517	21.97	5065155	34.41
25	TELANGANA	2040404	62.07	1999395	61.73	1787449	65.90
26	TRIPURA	68296	36.36	89747	36.24	18840	51.06
27	UTTARAKHAND	1032688	60.30	1069621	60.84	1301817	62.02
28	UTTAR PRADESH	2383507	61.79	2752466	63.63	3052618	63.12
29	WEST BENGAL	1602479	29.50	2046930	31.47	3050531	31.67
	<b>TOTAL STATES</b>	<b>36754223</b>	<b>34.40</b>	<b>41853185</b>	<b>33.90</b>	<b>48430003</b>	<b>35.38</b>
30	A & N ISLANDS	215898	100.00	253500	100.00	236800	100.00
31	CHANDIGARH	160334	16.66	188925	19.33	190500	17.75
32	DADRA & NAGAR HAVELI & DAMAN & DIU	84138	47.65	81400	46.92	96800	48.18
33	DELHI	983538	42.75	1548370	48.68	1758777	47.24
34	JAMMU & KASHMIR- UT	0	0.00	0	0.00	0	0.00
35	LADAKH	0	0.00	0	0.00	0	0.00
36	LAKSHADWEEP		0.00		0.00		0.00
37	PUDUCHERRY	305794	34.77	372963	39.96	365244	39.43
	<b>TOTAL U.T.</b>	<b>1749702</b>	<b>38.59</b>	<b>2445158</b>	<b>44.31</b>	<b>2648121</b>	<b>32.66</b>
	<b>TOTAL (STATE &amp; UTs)</b>	<b>38503925</b>	<b>34.57</b>	<b>44298343</b>	<b>34.34</b>	<b>51078124</b>	<b>35.22</b>

**STATEMENT NO. 8.4: BUDGETED EXPENDITURE ON TECHNICAL EDUCATION (REVENUE ACCOUNT)-  
ASSISTANCE TO UNIVERSITIES FOR TECHNICAL EDUCATION**

(RUPEES IN THOUSANDS)

S. No.	STATE/UNION TERRITORY	2018-19 (ACTUAL)	% AGE TO TOTAL EXP. ON TECHNICAL EDUCATION	2019-20 (REVISED ESTIMATE)	% AGE TO TOTAL EXP. ON TECHNICAL EDUCATION	2020-21 (BUDGET ESTIMATE)	% AGE TO TOTAL EXP. ON TECHNICAL EDUCATION
(1)	(2)	(3)	(4)	(5)	(6)	(7)	(8)
1	ANDHRA PRADESH	811254	18.71	541718	13.33	1559889	33.87
2	ARUNACHAL PRADESH	0	0.00	0	0.00	0	0.00
3	ASSAM	0	0.00	0	0.00	0	0.00
4	BIHAR	33203	1.38	36161	1.28	40001	1.49
5	CHHATTISGARH	0	0.00	50	0.00	10000	0.54
6	GOA	0	0.00	0	0.00	0	0.00
7	GUJARAT	0	0.00	0	0.00	0	0.00
8	HARYANA	1383500	35.58	2250000	41.40	2600000	38.39
9	HIMACHAL PRADESH	0	0.00	0	0.00	0	0.00
10	JAMMU & KASHMIR	0	0.00	0	0.00	0	0.00
11	JHARKHAND	0	0.00	0	0.00	0	0.00
12	KARNATAKA	0	0.00	0	0.00	0	0.00
13	KERALA	1738778	18.08	2182108	20.81	2123383	19.66
14	MADHYA PRADESH	0	0.00	0	0.00	0	0.00
15	MAHARAHSTRA	171777	0.76	141002	0.51	243238	0.78
16	MANIPUR	60000	38.88	68000	35.16	68000	28.30
17	MEGHALAYA	0	0.00	0	0.00	0	0.00
18	MIZORAM	0	0.00	0	0.00	0	0.00
19	NAGALAND	0	0.00	0	0.00	0	0.00
20	ODISHA	0	0.00	0	0.00	0	0.00
21	PUNJAB	0	0.00	0	0.00	1	0.00
22	RAJASTHAN	52499	2.65	65003	3.40	99502	4.18
23	SIKKIM	0	0.00	0	0.00	0	0.00
24	TAMIL NADU	486066	4.93	2400001	18.01	1096604	7.45
25	TELANGANA	1126149	34.26	1126135	34.77	847165	31.23
26	TRIPURA	0	0.00	0	0.00	0	0.00
27	UTTARAKHAND	0	0.00	0	0.00	0	0.00
28	UTTAR PRADESH	0	0.00	0	0.00	0	0.00
29	WEST BENGAL	55073	1.01	63869	0.98	69860	0.73
	<b>TOTAL STATES</b>	<b>5918299</b>	<b>5.54</b>	<b>8874047</b>	<b>7.19</b>	<b>8757643</b>	<b>6.40</b>
30	A & N ISLANDS	0	0.00	0	0.00	0	0.00
31	CHANDIGARH	0	0.00	0	0.00	0	0.00
32	DADRA & NAGAR HAVELI & DAMAN & DIU	0	0.00	0	0.00	0	0.00
33	DELHI	0	0.00	300400	9.44	450000	12.09
34	JAMMU & KASHMIR- UT	0	0.00	0	0.00	0	0.00
35	LADAKH	0	0.00	0	0.00	0	0.00
36	LAKSHADWEEP		0.00		0.00		0.00
37	PUDUCHERRY		0.00		0.00		0.00
	<b>TOTAL U.T.</b>	<b>0</b>	<b>0.00</b>	<b>300400</b>	<b>5.44</b>	<b>450000</b>	<b>5.55</b>
	<b>TOTAL (STATE &amp; UTs)</b>	<b>5918299</b>	<b>5.31</b>	<b>9174447</b>	<b>7.11</b>	<b>9207643</b>	<b>6.35</b>

**STATEMENT NO. 8.5: BUDGETED EXPENDITURE ON TECHNICAL EDUCATION (REVENUE ACCOUNT)- ASSISTANCE TO NON- GOVT. TECHNICAL COLLEGES AND INSTITUTIONS**

(RUPEES IN THOUSANDS)

S. No.	STATE/UNION TERRITORY	2018-19 (ACTUAL)	% AGE TO TOTAL EXP. ON TECHNICAL EDUCATION	2019-20 (REVISED ESTIMATE)	% AGE TO TOTAL EXP. ON TECHNICAL EDUCATION	2020-21 (BUDGET ESTIMATE)	% AGE TO TOTAL EXP. ON TECHNICAL EDUCATION
(1)	(2)	(3)	(4)	(5)	(6)	(7)	(8)
1	ANDHRA PRADESH	7745	0.18	8353	0.21	4531	0.10
2	ARUNACHAL PRADESH	0	0.00	0	0.00	0	0.00
3	ASSAM	0	0.00	0	0.00	0	0.00
4	BIHAR	0	0.00	0	0.00	0	0.00
5	CHHATTISGARH	0	0.00	0	0.00	0	0.00
6	GOA	0	0.00	0	0.00	0	0.00
7	GUJARAT	0	0.00	0	0.00	0	0.00
8	HARYANA	275327	7.08	325000	5.98	470000	6.94
9	HIMACHAL PRADESH	0	0.00	0	0.00	0	0.00
10	JAMMU & KASHMIR	0	0.00	0	0.00	0	0.00
11	JHARKHAND	601535	12.23	300000	6.33	250000	5.68
12	KARNATAKA	3981617	48.60	4109312	47.80	5359700	48.90
13	KERALA	1273911	13.25	1230480	11.73	1327370	12.29
14	MADHYA PRADESH	2835615	55.66	2503192	52.50	2705301	52.43
15	MAHARAHSTRA	8156994	36.00	9326619	33.90	12725497	40.86
16	MANIPUR	0	0.00	0	0.00	0	0.00
17	MEGHALAYA	0	0.00	0	0.00	0	0.00
18	MIZORAM	0	0.00	0	0.00	0	0.00
19	NAGALAND	0	0.00	0	0.00	0	0.00
20	ODISHA	0	0.00	0	0.00	0	0.00
21	PUNJAB	0	0.00	0	0.00	0	0.00
22	RAJASTHAN	116650	5.88	106506	5.57	168173	7.06
23	SIKKIM	0	0.00	0	0.00	0	0.00
24	TAMIL NADU	505858	5.13	629329	4.72	604842	4.11
25	TELANGANA	0	0.00	0	0.00	0	0.00
26	TRIPURA	0	0.00	0	0.00	0	0.00
27	UTTARAKHAND	24600	1.44	40650	2.31	35500	1.69
28	UTTAR PRADESH	278452	7.22	282269	6.53	307943	6.37
29	WEST BENGAL	0	0.00	0	0.00	0	0.00
	<b>TOTAL STATES</b>	<b>18058304</b>	<b>16.90</b>	<b>18861710</b>	<b>15.28</b>	<b>23958857</b>	<b>17.50</b>
30	A & N ISLANDS	0	0.00	0	0.00	0	0.00
31	CHANDIGARH	0	0.00	0	0.00	0	0.00
32	DADRA & NAGAR HAVELI & DAMAN & DIU	0	0.00	0	0.00	0	0.00
33	DELHI	5500	0.24	6900	0.22	7500	0.20
34	JAMMU & KASHMIR- UT	0	0.00	0	0.00	0	0.00
35	LADAKH	0	0.00	0	0.00	0	0.00
36	LAKSHADWEEP		0.00		0.00		0.00
37	PUDUCHERRY		0.00		0.00		0.00
	<b>TOTAL U.T.</b>	<b>5500</b>	<b>0.12</b>	<b>6900</b>	<b>0.13</b>	<b>7500</b>	<b>0.09</b>
	<b>TOTAL (STATE &amp; UTs)</b>	<b>18063804</b>	<b>16.22</b>	<b>18868610</b>	<b>14.63</b>	<b>23966357</b>	<b>16.53</b>

**STATEMENT NO. 8.6: BUDGETED EXPENDITURE ON TECHNICAL EDUCATION (REVENUE ACCOUNT)-  
ENGINEERING COLLEGES AND INSTITUTIONS**

(RUPEES IN THOUSANDS)

S. No.	STATE/UNION TERRITORY	2018-19 (ACTUAL)	% AGE TO TOTAL EXP. ON TECHNICAL EDUCATION	2019-20 (REVISED ESTIMATE)	% AGE TO TOTAL EXP. ON TECHNICAL EDUCATION	2020-21 (BUDGET ESTIMATE)	% AGE TO TOTAL EXP. ON TECHNICAL EDUCATION
(1)	(2)	(3)	(4)	(5)	(6)	(7)	(8)
1	ANDHRA PRADESH	105622	2.44	1567	0.04	1771	0.04
2	ARUNACHAL PRADESH	0	0.00	0	0.00	0	0.00
3	ASSAM	646395	34.57	684923	19.36	854806	24.95
4	BIHAR	1653067	68.86	1325867	46.91	1148093	42.80
5	CHHATTISGARH	444202	27.52	645210	30.84	637600	34.40
6	GOA	376359	36.54	468567	38.27	526326	38.48
7	GUJARAT	2733922	31.68	3025179	28.82	3460645	31.70
8	HARYANA	265091	6.82	560000	10.30	594400	8.78
9	HIMACHAL PRADESH	152300	25.77	199131	27.93	216687	26.59
10	JAMMU & KASHMIR	0	0.00	0	0.00	0	0.00
11	JHARKHAND	563593	11.46	623083	13.15	684034	15.55
12	KARNATAKA	426048	5.20	467377	5.44	621800	5.67
13	KERALA	2974948	30.94	3005526	28.66	3191454	29.56
14	MADHYA PRADESH	419628	8.24	465346	9.76	430116	8.34
15	MAHARAHSTRA	1501804	6.63	2201488	8.00	2605860	8.37
16	MANIPUR	0	0.00	0	0.00	0	0.00
17	MEGHALAYA	0	0.00	0	0.00	0	0.00
18	MIZORAM	0	0.00	0	0.00	0	0.00
19	NAGALAND	0	0.00	0	0.00	0	0.00
20	ODISHA	710282	35.90	852230	34.51	1007247	37.39
21	PUNJAB	0	0.00	0	0.00	0	0.00
22	RAJASTHAN	0	0.00	0	0.00	0	0.00
23	SIKKIM	0	0.00	0	0.00	0	0.00
24	TAMIL NADU	1287730	13.05	1826213	13.71	2412644	16.39
25	TELANGANA	14933	0.45	37986	1.17	14412	0.53
26	TRIPURA	111069	59.13	154134	62.24	2750	7.45
27	UTTARAKHAND	0	0.00	18927	1.08	35701	1.70
28	UTTAR PRADESH	880162	22.82	947190	21.90	1117616	23.11
29	WEST BENGAL	521893	9.61	639411	9.83	908679	9.43
	<b>TOTAL STATES</b>	<b>15789048</b>	<b>14.78</b>	<b>18149355</b>	<b>14.70</b>	<b>20472641</b>	<b>14.95</b>
30	A & N ISLANDS	0	0.00	0	0.00	0	0.00
31	CHANDIGARH	781574	81.22	764800	78.26	856100	79.75
32	DADRA & NAGAR HAVELI & DAMAN & DIU	8471	4.80	9300	5.36	14100	7.02
33	DELHI	1184941	51.51	1185960	37.29	1288287	34.60
34	JAMMU & KASHMIR- UT	0	0.00	0	0.00	0	0.00
35	LADAKH	0	0.00	0	0.00	0	0.00
36	LAKSHADWEEP		0.00		0.00		0.00
37	PUDUCHERRY	554182	63.01	538122	57.65	537632	58.05
	<b>TOTAL U.T.</b>	<b>2529168</b>	<b>55.77</b>	<b>2498182</b>	<b>45.27</b>	<b>2696119</b>	<b>33.25</b>
	<b>TOTAL (STATE &amp; UTs)</b>	<b>18318216</b>	<b>16.45</b>	<b>20647537</b>	<b>16.01</b>	<b>23168760</b>	<b>15.98</b>



**STATEMENT NO. 8.7: BUDGETED EXPENDITURE ON TECHNICAL EDUCATION (REVENUE ACCOUNT)-  
SCHOLARSHIPS**

(RUPEES IN THOUSANDS)

S. No.	STATE/UNION TERRITORY	2018-19 (ACTUAL)	% AGE TO TOTAL EXP. ON TECHNICAL EDUCATION	2019-20 (REVISED ESTIMATE)	% AGE TO TOTAL EXP. ON TECHNICAL EDUCATION	2020-21 (BUDGET ESTIMATE)	% AGE TO TOTAL EXP. ON TECHNICAL EDUCATION
(1)	(2)	(3)	(4)	(5)	(6)	(7)	(8)
1	ANDHRA PRADESH	11807	0.27	7185	0.18	11210	0.24
2	ARUNACHAL PRADESH	0	0.00	0	0.00	0	0.00
3	ASSAM	5023	0.27	23500	0.66	21855	0.64
4	BIHAR	0	0.00	0	0.00	0	0.00
5	CHHATTISGARH	938	0.06	2200	0.11	2200	0.12
6	GOA	0	0.00	0	0.00	0	0.00
7	GUJARAT	0	0.00	0	0.00	0	0.00
8	HARYANA	8301	0.21	10500	0.19	11550	0.17
9	HIMACHAL PRADESH	0	0.00	0	0.00	0	0.00
10	JAMMU & KASHMIR	0	0.00	0	0.00	0	0.00
11	JHARKHAND	0	0.00	0	0.00	0	0.00
12	KARNATAKA	269723	3.29	264588	3.08	315400	2.88
13	KERALA	0	0.00	10	0.00	1	0.00
14	MADHYA PRADESH	42	0.00	0	0.00	0	0.00
15	MAHARAHSTRA	7008216	30.93	7983815	29.02	6942016	22.29
16	MANIPUR	0	0.00	350	0.18	350	0.15
17	MEGHALAYA	4959	3.31	5873	2.32	12400	4.33
18	MIZORAM	0	0.00	0	0.00	0	0.00
19	NAGALAND	0	0.00	16500	6.52	16500	7.00
20	ODISHA	0	0.00	0	0.00	0	0.00
21	PUNJAB	0	0.00	25	0.00	25	0.00
22	RAJASTHAN	25492	1.29	20366	1.07	31900	1.34
23	SIKKIM	0	0.00	0	0.00	0	0.00
24	TAMIL NADU	0	0.00	120	0.00	120	0.00
25	TELANGANA	30	0.00	0	0.00	1000	0.04
26	TRIPURA	941	0.50	1176	0.47	1179	3.20
27	UTTARAKHAND	0	0.00	0	0.00	0	0.00
28	UTTAR PRADESH	0	0.00	0	0.00	0	0.00
29	WEST BENGAL	0	0.00	0	0.00	0	0.00
	<b>TOTAL STATES</b>	<b>7335472</b>	<b>6.87</b>	<b>8336208</b>	<b>6.75</b>	<b>7367706</b>	<b>5.38</b>
30	A & N ISLANDS	0	0.00	0	0.00	0	0.00
31	CHANDIGARH	0	0.00	0	0.00	0	0.00
32	DADRA & NAGAR HAVELI & DAMAN & DIU	0	0.00	0	0.00	0	0.00
33	DELHI	0	0.00	0	0.00	0	0.00
34	JAMMU & KASHMIR- UT	0	0.00	0	0.00	0	0.00
35	LADAKH	0	0.00	0	0.00	0	0.00
36	LAKSHADWEEP		0.00		0.00		0.00
37	PUDUCHERRY	37	0.00	59	0.01	110	0.01
	<b>TOTAL U.T.</b>	<b>37</b>	<b>0.00</b>	<b>59</b>	<b>0.00</b>	<b>110</b>	<b>0.00</b>
	<b>TOTAL (STATE &amp; UTs)</b>	<b>7335509</b>	<b>6.59</b>	<b>8336267</b>	<b>6.46</b>	<b>7367816</b>	<b>0.28</b>

**STATEMENT NO. 8.8: BUDGETED EXPENDITURE ON TECHNICAL EDUCATION (REVENUE ACCOUNT)-  
TRAINING**

(RUPEES IN THOUSANDS)

S. No.	STATE/UNION TERRITORY	2018-19 (ACTUAL)	% AGE TO TOTAL EXP. ON TECHNICAL EDUCATION	2019-20 (REVISED ESTIMATE)	% AGE TO TOTAL EXP. ON TECHNICAL EDUCATION	2020-21 (BUDGET ESTIMATE)	% AGE TO TOTAL EXP. ON TECHNICAL EDUCATION
(1)	(2)	(3)	(4)	(5)	(6)	(7)	(8)
1	ANDHRA PRADESH	0	0.00	0	0.00	0	0.00
2	ARUNACHAL PRADESH	0	0.00	0	0.00	0	0.00
3	ASSAM	0	0.00	0	0.00	0	0.00
4	BIHAR	0	0.00	60000	2.12	70000	2.61
5	CHHATTISGARH	0	0.00	0	0.00	0	0.00
6	GOA	0	0.00	0	0.00	0	0.00
7	GUJARAT	2370	0.03	3900	0.04	3900	0.04
8	HARYANA	0	0.00	0	0.00	0	0.00
9	HIMACHAL PRADESH	0	0.00	0	0.00	0	0.00
10	JAMMU & KASHMIR	0	0.00	0	0.00	0	0.00
11	JHARKHAND	22242	0.45	137480	2.90	100000	2.27
12	KARNATAKA	0	0.00	0	0.00	0	0.00
13	KERALA	155690	1.62	178126	1.70	199675	1.85
14	MADHYA PRADESH	0	0.00	0	0.00	0	0.00
15	MAHARAHSTRA	2228	0.01	3500	0.01	4500	0.01
16	MANIPUR	0	0.00	0	0.00	0	0.00
17	MEGHALAYA	0	0.00	0	0.00	0	0.00
18	MIZORAM	0	0.00	0	0.00	0	0.00
19	NAGALAND	0	0.00	0	0.00	0	0.00
20	ODISHA	0	0.00	0	0.00	0	0.00
21	PUNJAB	0	0.00	0	0.00	0	0.00
22	RAJASTHAN	0	0.00	0	0.00	0	0.00
23	SIKKIM	0	0.00	0	0.00	0	0.00
24	TAMIL NADU	0	0.00	0	0.00	0	0.00
25	TELANGANA	2348	0.07	0	0.00	0	0.00
26	TRIPURA	0	0.00	0	0.00	0	0.00
27	UTTARAKHAND	0	0.00	0	0.00	0	0.00
28	UTTAR PRADESH	0	0.00	0	0.00	0	0.00
29	WEST BENGAL	1376930	25.35	1865083	28.67	3378007	35.07
	<b>TOTAL STATES</b>	<b>1561808</b>	<b>1.46</b>	<b>2248089</b>	<b>1.82</b>	<b>3756082</b>	<b>2.74</b>
30	A & N ISLANDS	0	0.00	0	0.00	0	0.00
31	CHANDIGARH	0	0.00	0	0.00	0	0.00
32	DADRA & NAGAR HAVELI & DAMAN & DIU	0	0.00	0	0.00	0	0.00
33	DELHI	0	0.00	800	0.03	5000	0.13
34	JAMMU & KASHMIR- UT	0	0.00	0	0.00	0	0.00
35	LADAKH	0	0.00	0	0.00	0	0.00
36	LAKSHADWEEP		0.00		0.00		0.00
37	PUDUCHERRY		0.00		0.00		0.00
	<b>TOTAL U.T.</b>	<b>0</b>	<b>0.00</b>	<b>800</b>	<b>0.01</b>	<b>5000</b>	<b>0.06</b>
	<b>TOTAL (STATE &amp; UTs)</b>	<b>1561808</b>	<b>1.40</b>	<b>2248889</b>	<b>1.74</b>	<b>3761082</b>	<b>2.59</b>

**STATEMENT NO. 8.9: BUDGETED EXPENDITURE ON TECHNICAL EDUCATION (REVENUE ACCOUNT)-  
OTHER EXPENDITURE**

(RUPEES IN THOUSANDS)

S. No.	STATE/UNION TERRITORY	2018-19 (ACTUAL)	% AGE TO TOTAL EXP. ON TECHNICAL EDUCATION	2019-20 (REVISED ESTIMATE)	% AGE TO TOTAL EXP. ON TECHNICAL EDUCATION	2020-21 (BUDGET ESTIMATE)	% AGE TO TOTAL EXP. ON TECHNICAL EDUCATION
(1)	(2)	(3)	(4)	(5)	(6)	(7)	(8)
1	ANDHRA PRADESH	149381	3.44	84142	2.07	436682	9.48
2	ARUNACHAL PRADESH	9033	7.49	20020	10.93	0	0.00
3	ASSAM	0	0.00	0	0.00	0	0.00
4	BIHAR	7760	0.32	160000	5.66	190000	7.08
5	CHHATTISGARH	9895	0.61	80500	3.85	57000	3.08
6	GOA	0	0.00	0	0.00	0	0.00
7	GUJARAT	399428	4.63	480141	4.57	539997	4.95
8	HARYANA	40178	1.03	63920	1.18	125600	1.85
9	HIMACHAL PRADESH	5012	0.85	5600	0.79	39900	4.90
10	JAMMU & KASHMIR	0	0.00	0	0.00	0	0.00
11	JHARKHAND	3010998	61.21	2961051	62.48	2519904	57.29
12	KARNATAKA	128813	1.57	125500	1.46	125300	1.14
13	KERALA	104833	1.09	419051	4.00	155312	1.44
14	MADHYA PRADESH	226967	4.46	73171	1.53	41421	0.80
15	MAHARAHSTRA	314785	1.39	381442	1.39	225157	0.72
16	MANIPUR	0	0.00	0	0.00	0	0.00
17	MEGHALAYA	4865	3.25	6500	2.57	7500	2.62
18	MIZORAM	0	0.00	0	0.00	0	0.00
19	NAGALAND	0	0.00	0	0.00	0	0.00
20	ODISHA	595088	30.08	693941	28.10	660331	24.51
21	PUNJAB	323936	20.85	300001	19.87	329001	20.43
22	RAJASTHAN	4042	0.20	22084	1.16	55544	2.33
23	SIKKIM	0	0.00	0	0.00	0	0.00
24	TAMIL NADU	505704	5.13	622927	4.68	625179	4.25
25	TELANGANA	59810	1.82	10000	0.31	10000	0.37
26	TRIPURA	7220	3.84	2353	0.95	13786	37.37
27	UTTARAKHAND	0	0.00	0	0.00	0	0.00
28	UTTAR PRADESH	136443	3.54	151499	3.50	149516	3.09
29	WEST BENGAL	1746133	32.14	1732579	26.64	2046563	21.25
	<b>TOTAL STATES</b>	<b>7790324</b>	<b>7.29</b>	<b>8396422</b>	<b>6.80</b>	<b>8353693</b>	<b>6.10</b>
30	A & N ISLANDS	0	0.00	0	0.00	0	0.00
31	CHANDIGARH	0	0.00	0	0.00	0	0.00
32	DADRA & NAGAR HAVELI & DAMAN & DIU	3286	1.86	4550	2.62	4600	2.29
33	DELHI	792	0.03	2800	0.09	56300	1.51
34	JAMMU & KASHMIR- UT	0	0.00	0	0.00	0	0.00
35	LADAKH	0	0.00	0	0.00	0	0.00
36	LAKSHADWEEP		0.00		0.00		0.00
37	PUDUCHERRY		0.00		0.00		0.00
	<b>TOTAL U.T.</b>	<b>4078</b>	<b>0.09</b>	<b>7350</b>	<b>0.13</b>	<b>60900</b>	<b>0.75</b>
	<b>TOTAL (STATE &amp; UTs)</b>	<b>7794402</b>	<b>7.00</b>	<b>8403772</b>	<b>6.52</b>	<b>8414593</b>	<b>5.80</b>

**STATEMENT NO. 9: BUDGETED EXPENDITURE ON GENERAL EDUCATION (REVENUE ACCOUNT)-  
TOTAL EXPENDITURE**

(RUPEES IN THOUSANDS)

S. No.	STATE/UNION TERRITORY	2018-19 (ACTUAL)	% AGE TO TOTAL EXP. ON EDUCATION	2019-20 (REVISED ESTIMATE)	% AGE TO TOTAL EXP. ON EDUCATION	2020-21 (BUDGET ESTIMATE)	% AGE TO TOTAL EXP. ON EDUCATION
(1)	(2)	(3)	(4)	(5)	(6)	(7)	(8)
1	ANDHRA PRADESH	1032280	0.57	1535499	0.80	1410443	0.73
2	ARUNACHAL PRADESH	142434	1.18	128546	0.92	141744	1.02
3	ASSAM	580552	0.45	861414	0.50	984902	0.60
4	BIHAR	1144395	0.73	1440024	0.69	1552923	0.84
5	CHHATTISGARH	166920	0.15	249628	0.17	284878	0.18
6	GOA	102883	0.53	117203	0.59	127905	0.61
7	GUJARAT	1967225	0.86	2804578	1.16	2962091	1.19
8	HARYANA	0	0.00	0	0.00	0	0.00
9	HIMACHAL PRADESH	220913	0.43	195737	0.30	174972	0.25
10	JAMMU & KASHMIR	95216	0.13	74404	0.16	0	0.00
11	JHARKHAND	0	0.00	0	0.00	0	0.00
12	KARNATAKA	1841051	0.79	1608965	0.59	1323800	0.47
13	KERALA	446993	0.25	528475	0.29	694837	0.36
14	MADHYA PRADESH	1724764	0.71	1733520	0.67	575798	0.20
15	MAHARAHSTRA	2216489	0.46	3082092	0.49	4113003	0.60
16	MANIPUR	286588	2.91	401945	2.98	423286	2.57
17	MEGHALAYA	476252	2.81	577122	2.95	696276	3.69
18	MIZORAM	223717	2.00	203566	1.48	236307	1.68
19	NAGALAND	0	0.00	0	0.00	100000	0.73
20	ODISHA	56795	0.04	57468	0.04	62131	0.04
21	PUNJAB	378890	0.38	452540	0.41	443779	0.36
22	RAJASTHAN	538512	0.19	743699	0.23	259254	0.07
23	SIKKIM	928946	10.27	604874	5.24	521958	4.42
24	TAMIL NADU	9064751	3.01	24126595	7.23	22494114	6.05
25	TELANGANA	611802	0.59	727884	0.79	583663	0.54
26	TRIPURA	4989121	22.61	6976466	29.08	28460	0.12
27	UTTARAKHAND	208781	0.34	233617	0.37	267961	0.35
28	UTTAR PRADESH	939998	0.21	1419533	0.26	1623639	0.26
29	WEST BENGAL	4173383	1.64	4636351	1.63	3233585	1.03
	<b>TOTAL STATES</b>	<b>34559651</b>	<b>0.85</b>	<b>55521745</b>	<b>1.19</b>	<b>45321709</b>	<b>0.90</b>
30	A & N ISLANDS	100022	1.66	105400	1.68	111600	1.68
31	CHANDIGARH	62185	0.97	110800	1.63	75636	0.86
32	DADRA & NAGAR HAVELI & DAMAN & DIU	234080	10.15	269050	9.58	306800	9.61
33	DELHI	677796	0.72	1031679	1.00	1987430	1.64
34	JAMMU & KASHMIR- UT	0	0.00	0	0.00	136539	0.12
35	LADAKH	0	0.00	0	0.00	6174000	50.11
36	LAKSHADWEEP	279999	20.52	250000	18.30	26500	2.14
37	PUDUCHERRY	134897	1.69	133844	1.60	141076	1.69
	<b>TOTAL U.T.</b>	<b>1488979</b>	<b>1.26</b>	<b>1900773</b>	<b>1.48</b>	<b>8959581</b>	<b>3.29</b>
	<b>TOTAL (STATE &amp; UTs)</b>	<b>36048630</b>	<b>0.87</b>	<b>57422518</b>	<b>1.20</b>	<b>54281290</b>	<b>1.03</b>
	<b>CENTRAL TOTAL</b>	<b>3467800</b>	<b>0.45</b>	<b>5169700</b>	<b>0.56</b>	<b>6010800</b>	<b>0.62</b>
	<b>GRAND TOTAL</b>	<b>39516430</b>	<b>0.80</b>	<b>62592218</b>	<b>1.09</b>	<b>60292090</b>	<b>0.96</b>

**STATEMENT NO. 9.1: BUDGETED EXPENDITURE ON GENERAL EDUCATION (REVENUE ACCOUNT)-  
DIRECTION & ADMINISTRATION**

(RUPEES IN THOUSANDS)

S. No.	STATE/UNION TERRITORY	2018-19 (ACTUAL)	% AGE TO TOTAL EXP. ON GENERAL EDUCATION	2019-20 (REVISED ESTIMATE)	% AGE TO TOTAL EXP. ON GENERAL EDUCATION	2020-21 (BUDGET ESTIMATE)	% AGE TO TOTAL EXP. ON GENERAL EDUCATION
(1)	(2)	(3)	(4)	(5)	(6)	(7)	(8)
1	ANDHRA PRADESH	671083	65.01	709843	46.23	738073	52.33
2	ARUNACHAL PRADESH	142434	100.00	128546	100.00	141744	100.00
3	ASSAM	48260	8.31	93401	10.84	60065	6.10
4	BIHAR	172644	15.09	210677	14.63	199295	12.83
5	CHHATTISGARH	166920	100.00	249628	100.00	282440	99.14
6	GOA	102783	99.90	117003	99.83	127805	99.92
7	GUJARAT	1239977	63.03	2004947	71.49	2071182	69.92
8	HARYANA	0	0.00	0	0.00	0	0.00
9	HIMACHAL PRADESH	0	0.00	0	0.00	0	0.00
10	JAMMU & KASHMIR	0	0.00	0	0.00	0	0.00
11	JHARKHAND	0	0.00	0	0.00	0	0.00
12	KARNATAKA	0	0.00	0	0.00	0	0.00
13	KERALA	0	0.00	0	0.00	0	0.00
14	MADHYA PRADESH	1546626	89.67	1530586	88.29	320105	55.59
15	MAHARAHSTRA	725884	32.75	1022302	33.17	1073451	26.10
16	MANIPUR	196321	68.50	199055	49.52	254089	60.03
17	MEGHALAYA	224	0.05	400	0.07	900	0.13
18	MIZORAM	55447	24.78	61916	30.42	70013	29.63
19	NAGALAND	0	0.00	0	0.00	100000	100.00
20	ODISHA	44822	78.92	43769	76.16	48426	77.94
21	PUNJAB	376975	99.49	440520	97.34	431781	97.30
22	RAJASTHAN	0	0.00	0	0.00	0	0.00
23	SIKKIM	693391	74.64	534289	88.33	391958	75.09
24	TAMIL NADU	0	0.00	0	0.00	0	0.00
25	TELANGANA	524405	85.71	649078	89.17	521813	89.40
26	TRIPURA	4989121	100.00	6976466	100.00	28460	100.00
27	UTTARAKHAND	191838	91.88	217802	93.23	248545	92.75
28	UTTAR PRADESH	52083	5.54	54225	3.82	62454	3.85
29	WEST BENGAL	1779936	42.65	2098774	45.27	662956	20.50
	<b>TOTAL STATES</b>	<b>13721174</b>	<b>39.70</b>	<b>17343227</b>	<b>31.24</b>	<b>7835555</b>	<b>17.29</b>
30	A & N ISLANDS	92335	92.31	95700	90.80	100300	89.87
31	CHANDIGARH	56513	90.88	62300	56.23	69900	92.42
32	DADRA & NAGAR HAVELI & DAMAN & DIU	11796	5.04	13500	5.02	14000	4.56
33	DELHI	521371	76.92	583679	56.58	787430	39.62
34	JAMMU & KASHMIR- UT	0	0.00	0	0.00	0	0.00
35	LADAKH	0	0.00	0	0.00	6174000	100.00
36	LAKSHADWEEP		0.00		0.00		0.00
37	PUDUCHERRY	132650	98.33	122758	91.72	126891	89.95
	<b>TOTAL U.T.</b>	<b>814665</b>	<b>54.71</b>	<b>877937</b>	<b>46.19</b>	<b>7272521</b>	<b>81.17</b>
	<b>TOTAL (STATE &amp; UTs)</b>	<b>14535839</b>	<b>40.32</b>	<b>18221164</b>	<b>31.73</b>	<b>15108076</b>	<b>27.83</b>

**STATEMENT NO. 9.2: BUDGETED EXPENDITURE ON GENERAL EDUCATION (REVENUE ACCOUNT)-  
SCHOLARSHIPS**

(RUPEES IN THOUSANDS)

S. No.	STATE/UNION TERRITORY	2018-19 (ACTUAL)	% AGE TO TOTAL EXP. ON GENERAL EDUCATION	2019-20 (REVISED ESTIMATE)	% AGE TO TOTAL EXP. ON GENERAL EDUCATION	2020-21 (BUDGET ESTIMATE)	% AGE TO TOTAL EXP. ON GENERAL EDUCATION
(1)	(2)	(3)	(4)	(5)	(6)	(7)	(8)
1	ANDHRA PRADESH	0	0.00	0	0.00	0	0.00
2	ARUNACHAL PRADESH	0	0.00	0	0.00	0	0.00
3	ASSAM	0	0.00	0	0.00	0	0.00
4	BIHAR	0	0.00	0	0.00	0	0.00
5	CHHATTISGARH	0	0.00	0	0.00	0	0.00
6	GOA	0	0.00	0	0.00	0	0.00
7	GUJARAT	5879	0.30	6000	0.21	6000	0.20
8	HARYANA	0	0.00	0	0.00	0	0.00
9	HIMACHAL PRADESH	101530	45.96	77300	39.49	56618	32.36
10	JAMMU & KASHMIR	0	0.00	35000	47.04	0	0.00
11	JHARKHAND	0	0.00	0	0.00	0	0.00
12	KARNATAKA	665	0.04	800	0.05	800	0.06
13	KERALA	0	0.00	0	0.00	0	0.00
14	MADHYA PRADESH	107504	6.23	148816	8.58	210685	36.59
15	MAHARAHSTRA	5256	0.24	39216	1.27	44109	1.07
16	MANIPUR	0	0.00	150	0.04	150	0.04
17	MEGHALAYA	0	0.00	0	0.00	0	0.00
18	MIZORAM	0	0.00	0	0.00	0	0.00
19	NAGALAND	0	0.00	0	0.00	0	0.00
20	ODISHA	0	0.00	0	0.00	0	0.00
21	PUNJAB	165	0.04	270	0.06	248	0.06
22	RAJASTHAN	0	0.00	0	0.00	0	0.00
23	SIKKIM	235555	25.36	70585	11.67	130000	24.91
24	TAMIL NADU	1100	0.01	3077	0.01	1100	0.00
25	TELANGANA	0	0.00	0	0.00	0	0.00
26	TRIPURA	0	0.00	0	0.00	0	0.00
27	UTTARAKHAND	32	0.02	50	0.02	50	0.02
28	UTTAR PRADESH	0	0.00	0	0.00	0	0.00
29	WEST BENGAL	2007165	48.09	2029422	43.77	2069967	64.01
	<b>TOTAL STATES</b>	<b>2464851</b>	<b>7.13</b>	<b>2410686</b>	<b>4.34</b>	<b>2519727</b>	<b>5.56</b>
30	A & N ISLANDS	263	0.26	300	0.28	400	0.36
31	CHANDIGARH	5672	9.12	48500	43.77	5736	7.58
32	DADRA & NAGAR HAVELI & DAMAN & DIU	115768	49.46	150200	55.83	150200	48.96
33	DELHI	156425	23.08	448000	43.42	1200000	60.38
34	JAMMU & KASHMIR- UT	0	0.00	0	0.00	36000	26.37
35	LADAKH	0	0.00	0	0.00	0	0.00
36	LAKSHADWEEP		0.00		0.00		0.00
37	PUDUCHERRY	1610	1.19	5087	3.80	5017	3.56
	<b>TOTAL U.T.</b>	<b>279738</b>	<b>18.79</b>	<b>652087</b>	<b>34.31</b>	<b>1397353</b>	<b>15.60</b>
	<b>TOTAL (STATE &amp; UTs)</b>	<b>2744589</b>	<b>7.61</b>	<b>3062773</b>	<b>5.33</b>	<b>3917080</b>	<b>7.22</b>

**STATEMENT NO. 9.3: BUDGETED EXPENDITURE ON GENERAL EDUCATION (REVENUE ACCOUNT)-  
RESEARCH**

(RUPEES IN THOUSANDS)

S. No.	STATE/UNION TERRITORY	2018-19 (ACTUAL)	% AGE TO TOTAL EXP. ON GENERAL EDUCATION	2019-20 (REVISED ESTIMATE)	% AGE TO TOTAL EXP. ON GENERAL EDUCATION	2020-21 (BUDGET ESTIMATE)	% AGE TO TOTAL EXP. ON GENERAL EDUCATION
(1)	(2)	(3)	(4)	(5)	(6)	(7)	(8)
1	ANDHRA PRADESH	0	0.00	0	0.00	0	0.00
2	ARUNACHAL PRADESH	0	0.00	0	0.00	0	0.00
3	ASSAM	216933	37.37	349236	40.54	534356	54.25
4	BIHAR	306268	26.76	389807	27.07	464597	29.92
5	CHHATTISGARH	0	0.00	0	0.00	0	0.00
6	GOA	0	0.00	0	0.00	0	0.00
7	GUJARAT	0	0.00	0	0.00	0	0.00
8	HARYANA	0	0.00	0	0.00	0	0.00
9	HIMACHAL PRADESH	0	0.00	0	0.00	0	0.00
10	JAMMU & KASHMIR	48386	50.82	21395	28.76	0	0.00
11	JHARKHAND	0	0.00	0	0.00	0	0.00
12	KARNATAKA	0	0.00	0	0.00	0	0.00
13	KERALA	52547	11.76	146475	27.72	311103	44.77
14	MADHYA PRADESH	0	0.00	0	0.00	0	0.00
15	MAHARAHSTRA	1490	0.07	4000	0.13	4950	0.12
16	MANIPUR	0	0.00	0	0.00	0	0.00
17	MEGHALAYA	0	0.00	0	0.00	0	0.00
18	MIZORAM	5345	2.39	7551	3.71	7300	3.09
19	NAGALAND	0	0.00	0	0.00	0	0.00
20	ODISHA	0	0.00	0	0.00	0	0.00
21	PUNJAB	0	0.00	0	0.00	0	0.00
22	RAJASTHAN	76987	14.30	51357	6.91	6209	2.39
23	SIKKIM	0	0.00	0	0.00	0	0.00
24	TAMIL NADU	0	0.00	0	0.00	0	0.00
25	TELANGANA	0	0.00	0	0.00	0	0.00
26	TRIPURA	0	0.00	0	0.00	0	0.00
27	UTTARAKHAND	0	0.00	0	0.00	0	0.00
28	UTTAR PRADESH	47977	5.10	47961	3.38	63584	3.92
29	WEST BENGAL	0	0.00	277	0.01	277	0.01
<b>TOTAL STATES</b>		<b>755933</b>	<b>2.19</b>	<b>1018059</b>	<b>1.83</b>	<b>1392376</b>	<b>3.07</b>
30	A & N ISLANDS	0	0.00	0	0.00	0	0.00
31	CHANDIGARH	0	0.00	0	0.00	0	0.00
32	DADRA & NAGAR HAVELI & DAMAN & DIU	0	0.00	0	0.00	0	0.00
33	DELHI	0	0.00	0	0.00	0	0.00
34	JAMMU & KASHMIR- UT	0	0.00	0	0.00	47598	34.86
35	LADAKH	0	0.00	0	0.00	0	0.00
36	LAKSHADWEEP		0.00		0.00		0.00
37	PUDUCHERRY		0.00		0.00		0.00
<b>TOTAL U.T.</b>		<b>0</b>	<b>0.00</b>	<b>0</b>	<b>0.00</b>	<b>47598</b>	<b>0.53</b>
<b>TOTAL (STATE &amp; UTs)</b>		<b>755933</b>	<b>2.10</b>	<b>1018059</b>	<b>1.77</b>	<b>1439974</b>	<b>2.65</b>

**STATEMENT NO. 9.4: BUDGETED EXPENDITURE ON GENERAL EDUCATION (REVENUE ACCOUNT)-  
TRAINING**

(RUPEES IN THOUSANDS)

S. No.	STATE/UNION TERRITORY	2018-19 (ACTUAL)	% AGE TO TOTAL EXP. ON GENERAL EDUCATION	2019-20 (REVISED ESTIMATE)	% AGE TO TOTAL EXP. ON GENERAL EDUCATION	2020-21 (BUDGET ESTIMATE)	% AGE TO TOTAL EXP. ON GENERAL EDUCATION
(1)	(2)	(3)	(4)	(5)	(6)	(7)	(8)
1	ANDHRA PRADESH	338291	32.77	600540	39.11	556040	39.42
2	ARUNACHAL PRADESH	0	0.00	0	0.00	0	0.00
3	ASSAM	296401	51.06	369345	42.88	339850	34.51
4	BIHAR	663150	57.95	836469	58.09	888386	57.21
5	CHHATTISGARH	0	0.00	0	0.00	0	0.00
6	GOA	0	0.00	0	0.00	0	0.00
7	GUJARAT	190601	9.69	259800	9.26	271632	9.17
8	HARYANA	0	0.00	0	0.00	0	0.00
9	HIMACHAL PRADESH	0	0.00	0	0.00	0	0.00
10	JAMMU & KASHMIR	46830	49.18	18009	24.20	0	0.00
11	JHARKHAND	0	0.00	0	0.00	0	0.00
12	KARNATAKA	1244637	67.60	1150544	71.51	983500	74.29
13	KERALA	316189	70.74	317839	60.14	320075	46.06
14	MADHYA PRADESH	0	0.00	0	0.00	0	0.00
15	MAHARAHSTRA	297284	13.41	271467	8.81	237668	5.78
16	MANIPUR	62277	21.73	102917	25.60	112801	26.65
17	MEGHALAYA	366419	76.94	422912	73.28	499326	71.71
18	MIZORAM	0	0.00	0	0.00	0	0.00
19	NAGALAND	0	0.00	0	0.00	0	0.00
20	ODISHA	5736	10.10	6500	11.31	6500	10.46
21	PUNJAB	0	0.00	0	0.00	0	0.00
22	RAJASTHAN	385294	71.55	527154	70.88	234322	90.38
23	SIKKIM	0	0.00	0	0.00	0	0.00
24	TAMIL NADU	0	0.00	0	0.00	0	0.00
25	TELANGANA	48887	7.99	30094	4.13	28466	4.88
26	TRIPURA	0	0.00	0	0.00	0	0.00
27	UTTARAKHAND	16911	8.10	15765	6.75	19366	7.23
28	UTTAR PRADESH	494821	52.64	682630	48.09	814837	50.19
29	WEST BENGAL	0	0.00	0	0.00	0	0.00
	<b>TOTAL STATES</b>	<b>4773728</b>	<b>13.81</b>	<b>5611985</b>	<b>10.11</b>	<b>5312769</b>	<b>11.72</b>
30	A & N ISLANDS	0	0.00	0	0.00	0	0.00
31	CHANDIGARH	0	0.00	0	0.00	0	0.00
32	DADRA & NAGAR HAVELI & DAMAN & DIU	0	0.00	0	0.00	0	0.00
33	DELHI	0	0.00	0	0.00	0	0.00
34	JAMMU & KASHMIR- UT	0	0.00	0	0.00	52941	38.77
35	LADAKH	0	0.00	0	0.00	0	0.00
36	LAKSHADWEEP		0.00		0.00		0.00
37	PUDUCHERRY		0.00		0.00		0.00
	<b>TOTAL U.T.</b>	<b>0</b>	<b>0.00</b>	<b>0</b>	<b>0.00</b>	<b>52941</b>	<b>0.59</b>
	<b>TOTAL (STATE &amp; UTs)</b>	<b>4773728</b>	<b>13.24</b>	<b>5611985</b>	<b>9.77</b>	<b>5365710</b>	<b>9.89</b>



**STATEMENT NO. 9.5: BUDGETED EXPENDITURE ON GENERAL EDUCATION (REVENUE ACCOUNT)-  
OTHER EXPENDITURE**

(RUPEES IN THOUSANDS)

S. No.	STATE/UNION TERRITORY	2018-19 (ACTUAL)	% AGE TO TOTAL EXP. ON GENERAL EDUCATION	2019-20 (REVISED ESTIMATE)	% AGE TO TOTAL EXP. ON GENERAL EDUCATION	2020-21 (BUDGET ESTIMATE)	% AGE TO TOTAL EXP. ON GENERAL EDUCATION
(1)	(2)	(3)	(4)	(5)	(6)	(7)	(8)
1	ANDHRA PRADESH	22906	2.22	225116	14.66	116330	8.25
2	ARUNACHAL PRADESH	0	0.00	0	0.00	0	0.00
3	ASSAM	18958	3.27	49432	5.74	50631	5.14
4	BIHAR	2333	0.20	3071	0.21	645	0.04
5	CHHATTISGARH	0	0.00	0	0.00	2438	0.86
6	GOA	100	0.10	200	0.17	100	0.08
7	GUJARAT	530768	26.98	533831	19.03	613277	20.70
8	HARYANA	0	0.00	0	0.00	0	0.00
9	HIMACHAL PRADESH	119383	54.04	118437	60.51	118354	67.64
10	JAMMU & KASHMIR	0	0.00	0	0.00	0	0.00
11	JHARKHAND	0	0.00	0	0.00	0	0.00
12	KARNATAKA	595749	32.36	457621	28.44	339500	25.65
13	KERALA	78257	17.51	64161	12.14	63659	9.16
14	MADHYA PRADESH	70634	4.10	54118	3.12	45008	7.82
15	MAHARAHSTRA	1186575	53.53	1745107	56.62	2752825	66.93
16	MANIPUR	27990	9.77	99823	24.83	56246	13.29
17	MEGHALAYA	109609	23.01	153810	26.65	196050	28.16
18	MIZORAM	162925	72.83	134099	65.87	158994	67.28
19	NAGALAND	0	0.00	0	0.00	0	0.00
20	ODISHA	6237	10.98	7199	12.53	7205	11.60
21	PUNJAB	1750	0.46	11750	2.60	11750	2.65
22	RAJASTHAN	76231	14.16	165188	22.21	18723	7.22
23	SIKKIM	0	0.00	0	0.00	0	0.00
24	TAMIL NADU	9063651	99.99	24123518	99.99	22493014	100.00
25	TELANGANA	38510	6.29	48712	6.69	33384	5.72
26	TRIPURA	0	0.00	0	0.00	0	0.00
27	UTTARAKHAND	0	0.00	0	0.00	0	0.00
28	UTTAR PRADESH	345117	36.71	634716	44.71	682764	42.05
29	WEST BENGAL	386282	9.26	507878	10.95	500385	15.47
	<b>TOTAL STATES</b>	<b>12843965</b>	<b>37.16</b>	<b>29137787</b>	<b>52.48</b>	<b>28261282</b>	<b>62.36</b>
30	A & N ISLANDS	7424	7.42	9400	8.92	10900	9.77
31	CHANDIGARH	0	0.00	0	0.00	0	0.00
32	DADRA & NAGAR HAVELI & DAMAN & DIU	106516	45.50	105350	39.16	142600	46.48
33	DELHI	0	0.00	0	0.00	0	0.00
34	JAMMU & KASHMIR- UT	0	0.00	0	0.00	0	0.00
35	LADAKH	0	0.00	0	0.00	0	0.00
36	LAKSHADWEEP	279999	100.00	250000	100.00	26500	100.00
37	PUDUCHERRY	637	0.47	5999	4.48	9168	6.50
	<b>TOTAL U.T.</b>	<b>394576</b>	<b>26.50</b>	<b>370749</b>	<b>19.51</b>	<b>189168</b>	<b>2.11</b>
	<b>TOTAL (STATE &amp; UTs)</b>	<b>13238541</b>	<b>36.72</b>	<b>29508536</b>	<b>51.39</b>	<b>28450450</b>	<b>52.41</b>

**STATEMENT NO. 10: BUDGETED EXPENDITURE ON LANGUAGE EDUCATION (REVENUE ACCOUNT)-  
TOTAL EXPENDITURE**

(RUPEES IN THOUSANDS)

S. No.	STATE/UNION TERRITORY	2018-19 (ACTUAL)	% AGE TO TOTAL EXP. ON EDUCATION	2019-20 (REVISED ESTIMATE)	% AGE TO TOTAL EXP. ON EDUCATION	2020-21 (BUDGET ESTIMATE)	% AGE TO TOTAL EXP. ON EDUCATION
(1)	(2)	(3)	(4)	(5)	(6)	(7)	(8)
1	ANDHRA PRADESH	459871	0.25	485864	0.25	681677	0.35
2	ARUNACHAL PRADESH	0	0.00	0	0.00	0	0.00
3	ASSAM	2267790	1.77	3779209	2.22	2773323	1.69
4	BIHAR	3195122	2.05	3819784	1.84	4312495	2.33
5	CHHATTISGARH	22898	0.02	40161	0.03	39452	0.02
6	GOA	35955	0.19	76700	0.39	76900	0.37
7	GUJARAT	141247	0.06	176316	0.07	168857	0.07
8	HARYANA	0	0.00	0	0.00	0	0.00
9	HIMACHAL PRADESH	99533	0.19	110873	0.17	135552	0.19
10	JAMMU & KASHMIR	0	0.00	0	0.00	0	0.00
11	JHARKHAND	167684	0.25	634069	0.65	692918	0.60
12	KARNATAKA	465988	0.20	493100	0.18	620400	0.22
13	KERALA	162490	0.09	172479	0.09	163978	0.09
14	MADHYA PRADESH	134538	0.06	147145	0.06	159103	0.05
15	MAHARAHSTRA	744	0.00	1009	0.00	3	0.00
16	MANIPUR	7151	0.07	17445	0.13	16455	0.10
17	MEGHALAYA	195	0.00	400	0.00	550	0.00
18	MIZORAM	752315	6.74	892398	6.47	951323	6.75
19	NAGALAND	2790	0.03	701	0.01	701	0.01
20	ODISHA	820619	0.62	814834	0.57	704214	0.45
21	PUNJAB	155806	0.16	173723	0.16	185466	0.15
22	RAJASTHAN	2940345	1.03	2976632	0.93	3309721	0.95
23	SIKKIM	0	0.00	0	0.00	0	0.00
24	TAMIL NADU	416020	0.14	526271	0.16	483891	0.13
25	TELANGANA	33984	0.03	36679	0.04	40714	0.04
26	TRIPURA	132756	0.60	150175	0.63	170603	0.72
27	UTTARAKHAND	249261	0.40	300975	0.47	328717	0.43
28	UTTAR PRADESH	2635947	0.59	2869370	0.53	3097687	0.50
29	WEST BENGAL	640606	0.25	728791	0.26	690854	0.22
	<b>TOTAL STATES</b>	<b>15941655</b>	<b>0.39</b>	<b>19425103</b>	<b>0.42</b>	<b>19805554</b>	<b>0.40</b>
30	A & N ISLANDS	9833	0.16	9400	0.15	10900	0.16
31	CHANDIGARH	19059	0.30	15272	0.22	27450	0.31
32	DADRA & NAGAR HAVELI & DAMAN & DIU	0	0.00	0	0.00	0	0.00
33	DELHI	0	0.00	0	0.00	0	0.00
34	JAMMU & KASHMIR- UT	0	0.00	0	0.00	0	0.00
35	LADAKH	0	0.00	0	0.00	0	0.00
36	LAKSHADWEEP	0	0.00	0	0.00	0	0.00
37	PUDUCHERRY	6575	0.08	5244	0.06	4728	0.06
	<b>TOTAL U.T.</b>	<b>35467</b>	<b>0.03</b>	<b>29916</b>	<b>0.02</b>	<b>43078</b>	<b>0.02</b>
	<b>TOTAL (STATE &amp; UTs)</b>	<b>15977122</b>	<b>0.38</b>	<b>19455019</b>	<b>0.41</b>	<b>19848632</b>	<b>0.38</b>
	<b>CENTRAL TOTAL</b>	<b>4579100</b>	<b>0.59</b>	<b>4943700</b>	<b>0.53</b>	<b>5359300</b>	<b>0.55</b>
	<b>GRAND TOTAL</b>	<b>20556222</b>	<b>0.42</b>	<b>24398719</b>	<b>0.43</b>	<b>25207932</b>	<b>0.40</b>

**STATEMENT NO. 10.1: BUDGETED EXPENDITURE ON LANGUAGE EDUCATION (REVENUE ACCOUNT)-  
DIRECTION, INSPECTION & ADMINISTRATION**

(RUPEES IN THOUSANDS)

S. No.	STATE/UNION TERRITORY	2018-19 (ACTUAL)	% AGE TO TOTAL EXP. ON LANGUAGE EDUCATION	2019-20 (REVISED ESTIMATE)	% AGE TO TOTAL EXP. ON LANGUAGE EDUCATION	2020-21 (BUDGET ESTIMATE)	% AGE TO TOTAL EXP. ON LANGUAGE EDUCATION
(1)	(2)	(3)	(4)	(5)	(6)	(7)	(8)
1	ANDHRA PRADESH	0	0.00	0	0.00	0	0.00
2	ARUNACHAL PRADESH	0	0.00	0	0.00	0	0.00
3	ASSAM	45557	2.01	47400	1.25	58485	2.11
4	BIHAR	0	0.00	0	0.00	0	0.00
5	CHHATTISGARH	0	0.00	0	0.00	0	0.00
6	GOA	0	0.00	0	0.00	0	0.00
7	GUJARAT	0	0.00	0	0.00	0	0.00
8	HARYANA	0	0.00	0	0.00	0	0.00
9	HIMACHAL PRADESH	32427	32.58	33946	30.62	49248	36.33
10	JAMMU & KASHMIR	0	0.00	0	0.00	0	0.00
11	JHARKHAND	0	0.00	0	0.00	0	0.00
12	KARNATAKA	0	0.00	0	0.00	0	0.00
13	KERALA	0	0.00	0	0.00	0	0.00
14	MADHYA PRADESH	0	0.00	0	0.00	0	0.00
15	MAHARAHSTRA	0	0.00	0	0.00	0	0.00
16	MANIPUR	7151	100.00	9087	52.09	9087	55.22
17	MEGHALAYA	0	0.00	0	0.00	0	0.00
18	MIZORAM	0	0.00	0	0.00	0	0.00
19	NAGALAND	0	0.00	0	0.00	0	0.00
20	ODISHA	0	0.00	0	0.00	0	0.00
21	PUNJAB	141505	90.82	124468	71.65	135466	73.04
22	RAJASTHAN	14997	0.51	15555	0.52	17060	0.52
23	SIKKIM	0	0.00	0	0.00	0	0.00
24	TAMIL NADU	121292	29.16	135523	25.75	138442	28.61
25	TELANGANA	0	0.00	0	0.00	0	0.00
26	TRIPURA	0	0.00	0	0.00	0	0.00
27	UTTARAKHAND	6853	2.75	9262	3.08	9990	3.04
28	UTTAR PRADESH	6001	0.23	5254	0.18	6348	0.20
29	WEST BENGAL	0	0.00	0	0.00	0	0.00
	<b>TOTAL STATES</b>	<b>375783</b>	<b>2.36</b>	<b>380495</b>	<b>1.96</b>	<b>424126</b>	<b>2.14</b>
30	A & N ISLANDS	0	0.00	0	0.00	0	0.00
31	CHANDIGARH	19059	100.00	15272	100.00	27450	100.00
32	DADRA & NAGAR HAVELI & DAMAN & DIU	0	0.00	0	0.00	0	0.00
33	DELHI	0	0.00	0	0.00	0	0.00
34	JAMMU & KASHMIR- UT	0	0.00	0	0.00	0	0.00
35	LADAKH	0	0.00	0	0.00	0	0.00
36	LAKSHADWEEP		0.00		0.00		0.00
37	PUDUCHERRY		0.00		0.00		0.00
	<b>TOTAL U.T.</b>	<b>19059</b>	<b>53.74</b>	<b>15272</b>	<b>51.05</b>	<b>27450</b>	<b>63.72</b>
	<b>TOTAL (STATE &amp; UTs)</b>	<b>394842</b>	<b>2.47</b>	<b>395767</b>	<b>2.03</b>	<b>451576</b>	<b>2.28</b>

**STATEMENT NO. 10.2: BUDGETED EXPENDITURE ON LANGUAGE EDUCATION (REVENUE ACCOUNT)-  
PROMOTION OF MODERN INDIAN LANGUAGES & LITERATURE**

(RUPEES IN THOUSANDS)

S. No.	STATE/UNION TERRITORY	2018-19 (ACTUAL)	% AGE TO TOTAL EXP. ON LANGUAGE EDUCATION	2019-20 (REVISED ESTIMATE)	% AGE TO TOTAL EXP. ON LANGUAGE EDUCATION	2020-21 (BUDGET ESTIMATE)	% AGE TO TOTAL EXP. ON LANGUAGE EDUCATION
(1)	(2)	(3)	(4)	(5)	(6)	(7)	(8)
1	ANDHRA PRADESH	36867	8.02	40162	8.27	61411	9.01
2	ARUNACHAL PRADESH	0	0.00	0	0.00	0	0.00
3	ASSAM	0	0.00	0	0.00	0	0.00
4	BIHAR	0	0.00	0	0.00	0	0.00
5	CHHATTISGARH	17237	75.28	31661	78.84	30452	77.19
6	GOA	0	0.00	0	0.00	0	0.00
7	GUJARAT	31031	21.97	37503	21.27	42349	25.08
8	HARYANA	0	0.00	0	0.00	0	0.00
9	HIMACHAL PRADESH	5598	5.62	6151	5.55	7576	5.59
10	JAMMU & KASHMIR	0	0.00	0	0.00	0	0.00
11	JHARKHAND	0	0.00	0	0.00	0	0.00
12	KARNATAKA	903	0.19	2100	0.43	0	0.00
13	KERALA	159152	97.95	168964	97.96	160550	97.91
14	MADHYA PRADESH	0	0.00	0	0.00	0	0.00
15	MAHARAHSTRA	13	1.75	14	1.39	1	33.33
16	MANIPUR	0	0.00	7678	44.01	6688	40.64
17	MEGHALAYA	195	100.00	150	37.50	200	36.36
18	MIZORAM	752315	100.00	892398	100.00	951323	100.00
19	NAGALAND	2790	100.00	701	100.00	701	100.00
20	ODISHA	397326	48.42	327869	40.24	226618	32.18
21	PUNJAB	7828	5.02	36800	21.18	37200	20.06
22	RAJASTHAN	44367	1.51	41069	1.38	45709	1.38
23	SIKKIM	0	0.00	0	0.00	0	0.00
24	TAMIL NADU	114453	27.51	180410	34.28	150768	31.16
25	TELANGANA	10777	31.71	13233	36.08	14689	36.08
26	TRIPURA	0	0.00	0	0.00	0	0.00
27	UTTARAKHAND	12441	4.99	31101	10.33	30032	9.14
28	UTTAR PRADESH	127609	4.84	129956	4.53	144374	4.66
29	WEST BENGAL	520007	81.17	589616	80.90	540883	78.29
	<b>TOTAL STATES</b>	<b>2240909</b>	<b>14.06</b>	<b>2537536</b>	<b>13.06</b>	<b>2451524</b>	<b>12.38</b>
30	A & N ISLANDS	9833	100.00	9400	100.00	10900	100.00
31	CHANDIGARH	0	0.00	0	0.00	0	0.00
32	DADRA & NAGAR HAVELI & DAMAN & DIU	0	0.00	0	0.00	0	0.00
33	DELHI	0	0.00	0	0.00	0	0.00
34	JAMMU & KASHMIR- UT	0	0.00	0	0.00	0	0.00
35	LADAKH	0	0.00	0	0.00	0	0.00
36	LAKSHADWEEP	0	0.00	0	0.00	0	0.00
37	PUDUCHERRY	0	0.00	0	0.00	0	0.00
	<b>TOTAL U.T.</b>	<b>9833</b>	<b>27.72</b>	<b>9400</b>	<b>31.42</b>	<b>10900</b>	<b>25.30</b>
	<b>TOTAL (STATE &amp; UTs)</b>	<b>2250742</b>	<b>14.09</b>	<b>2546936</b>	<b>13.09</b>	<b>2462424</b>	<b>12.41</b>

**STATEMENT NO. 10.3: BUDGETED EXPENDITURE ON LANGUAGE EDUCATION (REVENUE ACCOUNT)-  
SANSKRIT EDUCATION**

(RUPEES IN THOUSANDS)

S. No.	STATE/UNION TERRITORY	2018-19 (ACTUAL)	% AGE TO TOTAL EXP. ON LANGUAGE EDUCATION	2019-20 (REVISED ESTIMATE)	% AGE TO TOTAL EXP. ON LANGUAGE EDUCATION	2020-21 (BUDGET ESTIMATE)	% AGE TO TOTAL EXP. ON LANGUAGE EDUCATION
(1)	(2)	(3)	(4)	(5)	(6)	(7)	(8)
1	ANDHRA PRADESH	421055	91.56	440806	90.73	617031	90.52
2	ARUNACHAL PRADESH	0	0.00	0	0.00	0	0.00
3	ASSAM	235566	10.39	613652	16.24	299364	10.79
4	BIHAR	860611	26.94	1043006	27.31	1541756	35.75
5	CHHATTISGARH	5661	24.72	8500	21.16	9000	22.81
6	GOA	7672	21.34	8000	10.43	8000	10.40
7	GUJARAT	110216	78.03	138813	78.73	126508	74.92
8	HARYANA	0	0.00	0	0.00	0	0.00
9	HIMACHAL PRADESH	59292	59.57	67935	61.27	75588	55.76
10	JAMMU & KASHMIR	0	0.00	0	0.00	0	0.00
11	JHARKHAND	14342	8.55	68194	10.75	67489	9.74
12	KARNATAKA	465085	99.81	491000	99.57	620400	100.00
13	KERALA	0	0.00	0	0.00	0	0.00
14	MADHYA PRADESH	134538	100.00	147145	100.00	159103	100.00
15	MAHARAHSTRA	731	98.25	995	98.61	2	66.67
16	MANIPUR	0	0.00	120	0.69	120	0.73
17	MEGHALAYA	0	0.00	250	62.50	350	63.64
18	MIZORAM	0	0.00	0	0.00	0	0.00
19	NAGALAND	0	0.00	0	0.00	0	0.00
20	ODISHA	413637	50.41	474411	58.22	465011	66.03
21	PUNJAB	0	0.00	0	0.00	0	0.00
22	RAJASTHAN	2584408	87.89	2626950	88.25	2922863	88.31
23	SIKKIM	0	0.00	0	0.00	0	0.00
24	TAMIL NADU	69100	16.61	70976	13.49	70296	14.53
25	TELANGANA	23207	68.29	23446	63.92	26025	63.92
26	TRIPURA	3	0.00	41	0.03	23	0.01
27	UTTARAKHAND	229917	92.24	260312	86.49	288695	87.82
28	UTTAR PRADESH	2502337	94.93	2734160	95.29	2946965	95.13
29	WEST BENGAL	44425	6.93	51173	7.02	56124	8.12
	<b>TOTAL STATES</b>	<b>8181803</b>	<b>51.32</b>	<b>9269885</b>	<b>47.72</b>	<b>10300713</b>	<b>52.01</b>
30	A & N ISLANDS	0	0.00	0	0.00	0	0.00
31	CHANDIGARH	0	0.00	0	0.00	0	0.00
32	DADRA & NAGAR HAVELI & DAMAN & DIU	0	0.00	0	0.00	0	0.00
33	DELHI	0	0.00	0	0.00	0	0.00
34	JAMMU & KASHMIR- UT	0	0.00	0	0.00	0	0.00
35	LADAKH	0	0.00	0	0.00	0	0.00
36	LAKSHADWEEP	0	0.00	0	0.00	0	0.00
37	PUDUCHERRY	0	0.00	0	0.00	0	0.00
	<b>TOTAL U.T.</b>	<b>0</b>	<b>0.00</b>	<b>0</b>	<b>0.00</b>	<b>0</b>	<b>0.00</b>
	<b>TOTAL (STATE &amp; UTs)</b>	<b>8181803</b>	<b>51.21</b>	<b>9269885</b>	<b>47.65</b>	<b>10300713</b>	<b>51.90</b>

**STATEMENT NO. 10.4: BUDGETED EXPENDITURE ON LANGUAGE EDUCATION (REVENUE ACCOUNT)-  
COMMERCIAL INSTITUTES**

(RUPEES IN THOUSANDS)

S. No.	STATE/UNION TERRITORY	2018-19 (ACTUAL)	% AGE TO TOTAL EXP. ON LANGUAGE EDUCATION	2019-20 (REVISED ESTIMATE)	% AGE TO TOTAL EXP. ON LANGUAGE EDUCATION	2020-21 (BUDGET ESTIMATE)	% AGE TO TOTAL EXP. ON LANGUAGE EDUCATION
(1)	(2)	(3)	(4)	(5)	(6)	(7)	(8)
1	ANDHRA PRADESH	0	0.00	0	0.00	0	0.00
2	ARUNACHAL PRADESH	0	0.00	0	0.00	0	0.00
3	ASSAM	0	0.00	0	0.00	0	0.00
4	BIHAR	0	0.00	0	0.00	0	0.00
5	CHHATTISGARH	0	0.00	0	0.00	0	0.00
6	GOA	0	0.00	0	0.00	0	0.00
7	GUJARAT	0	0.00	0	0.00	0	0.00
8	HARYANA	0	0.00	0	0.00	0	0.00
9	HIMACHAL PRADESH	0	0.00	0	0.00	0	0.00
10	JAMMU & KASHMIR	0	0.00	0	0.00	0	0.00
11	JHARKHAND	0	0.00	0	0.00	0	0.00
12	KARNATAKA	0	0.00	0	0.00	0	0.00
13	KERALA	0	0.00	0	0.00	0	0.00
14	MADHYA PRADESH	0	0.00	0	0.00	0	0.00
15	MAHARAHSTRA	0	0.00	0	0.00	0	0.00
16	MANIPUR	0	0.00	0	0.00	0	0.00
17	MEGHALAYA	0	0.00	0	0.00	0	0.00
18	MIZORAM	0	0.00	0	0.00	0	0.00
19	NAGALAND	0	0.00	0	0.00	0	0.00
20	ODISHA	0	0.00	0	0.00	0	0.00
21	PUNJAB	0	0.00	0	0.00	0	0.00
22	RAJASTHAN	0	0.00	0	0.00	0	0.00
23	SIKKIM	0	0.00	0	0.00	0	0.00
24	TAMIL NADU	0	0.00	0	0.00	0	0.00
25	TELANGANA	0	0.00	0	0.00	0	0.00
26	TRIPURA	0	0.00	0	0.00	0	0.00
27	UTTARAKHAND	0	0.00	0	0.00	0	0.00
28	UTTAR PRADESH	0	0.00	0	0.00	0	0.00
29	WEST BENGAL	0	0.00	0	0.00	0	0.00
	<b>TOTAL STATES</b>	<b>0</b>	<b>0.00</b>	<b>0</b>	<b>0.00</b>	<b>0</b>	<b>0.00</b>
30	A & N ISLANDS	0	0.00	0	0.00	0	0.00
31	CHANDIGARH	0	0.00	0	0.00	0	0.00
32	DADRA & NAGAR HAVELI & DAMAN & DIU	0	0.00	0	0.00	0	0.00
33	DELHI	0	0.00	0	0.00	0	0.00
34	JAMMU & KASHMIR- UT	0	0.00	0	0.00	0	0.00
35	LADAKH	0	0.00	0	0.00	0	0.00
36	LAKSHADWEEP		0.00		0.00		
37	PUDUCHERRY		0.00		0.00		
	<b>TOTAL U.T.</b>	<b>0</b>	<b>0.00</b>	<b>0</b>	<b>0.00</b>	<b>0</b>	<b>0.00</b>
	<b>TOTAL (STATE &amp; UTs)</b>	<b>0</b>	<b>0.00</b>	<b>0</b>	<b>0.00</b>	<b>0</b>	<b>0.00</b>

**STATEMENT NO. 10.5: BUDGETED EXPENDITURE ON LANGUAGE EDUCATION (REVENUE ACCOUNT)-  
OTHER EXPENDITURE**

(RUPEES IN THOUSANDS)

S. No.	STATE/UNION TERRITORY	2018-19 (ACTUAL)	% AGE TO TOTAL EXP. ON LANGUAGE EDUCATION	2019-20 (REVISED ESTIMATE)	% AGE TO TOTAL EXP. ON LANGUAGE EDUCATION	2020-21 (BUDGET ESTIMATE)	% AGE TO TOTAL EXP. ON LANGUAGE EDUCATION
(1)	(2)	(3)	(4)	(5)	(6)	(7)	(8)
1	ANDHRA PRADESH	1949	0.42	4896	1.01	3235	0.47
2	ARUNACHAL PRADESH	0	0.00	0	0.00	0	0.00
3	ASSAM	1986667	87.60	3118157	82.51	2415474	87.10
4	BIHAR	2334511	73.06	2776778	72.69	2770739	64.25
5	CHHATTISGARH	0	0.00	0	0.00	0	0.00
6	GOA	28283	78.66	68700	89.57	68900	89.60
7	GUJARAT	0	0.00	0	0.00	0	0.00
8	HARYANA	0	0.00	0	0.00	0	0.00
9	HIMACHAL PRADESH	2216	2.23	2841	2.56	3140	2.32
10	JAMMU & KASHMIR	0	0.00	0	0.00	0	0.00
11	JHARKHAND	153342	91.45	565875	89.25	625429	90.26
12	KARNATAKA	0	0.00	0	0.00	0	0.00
13	KERALA	3338	2.05	3515	2.04	3428	2.09
14	MADHYA PRADESH	0	0.00	0	0.00	0	0.00
15	MAHARAHSTRA	0	0.00	0	0.00	0	0.00
16	MANIPUR	0	0.00	560	3.21	560	3.40
17	MEGHALAYA	0	0.00	0	0.00	0	0.00
18	MIZORAM	0	0.00	0	0.00	0	0.00
19	NAGALAND	0	0.00	0	0.00	0	0.00
20	ODISHA	9656	1.18	12554	1.54	12585	1.79
21	PUNJAB	6473	4.15	12455	7.17	12800	6.90
22	RAJASTHAN	296573	10.09	293058	9.85	324089	9.79
23	SIKKIM	0	0.00	0	0.00	0	0.00
24	TAMIL NADU	111175	26.72	139362	26.48	124385	25.71
25	TELANGANA	0	0.00	0	0.00	0	0.00
26	TRIPURA	132753	100.00	150134	99.97	170580	99.99
27	UTTARAKHAND	50	0.02	300	0.10	0	0.00
28	UTTAR PRADESH	0	0.00	0	0.00	0	0.00
29	WEST BENGAL	76174	11.89	88002	12.08	93847	13.58
	<b>TOTAL STATES</b>	<b>5143160</b>	<b>32.26</b>	<b>7237187</b>	<b>37.26</b>	<b>6629191</b>	<b>33.47</b>
30	A & N ISLANDS	0	0.00	0	0.00	0	0.00
31	CHANDIGARH	0	0.00	0	0.00	0	0.00
32	DADRA & NAGAR HAVELI & DAMAN & DIU	0	0.00	0	0.00	0	0.00
33	DELHI	0	0.00	0	0.00	0	0.00
34	JAMMU & KASHMIR- UT	0	0.00	0	0.00	0	0.00
35	LADAKH	0	0.00	0	0.00	0	0.00
36	LAKSHADWEEP		0.00		0.00		0.00
37	PUDUCHERRY	6575	100.00	5244	100.00	4728	100.00
	<b>TOTAL U.T.</b>	<b>6575</b>	<b>18.54</b>	<b>5244</b>	<b>17.53</b>	<b>4728</b>	<b>10.98</b>
	<b>TOTAL (STATE &amp; UTs)</b>	<b>5149735</b>	<b>32.23</b>	<b>7242431</b>	<b>37.23</b>	<b>6633919</b>	<b>33.42</b>

**STATEMENT NO. 11: BUDGETED EXPENDITURE ON EDUCATION OF THE EDUCATION DEPARTMENTS ACCORDING TO HEADS OF CHARGES FOR 2018-19 (ACTUAL) (REVENUE ACCOUNT)**

(RUPEES IN THOUSANDS)									
S. No.	STATE / UNION TERRITORY	ELEMENTARY TOTAL	EDUCATION % AGE	SECONDARY TOTAL	EDUCATION % AGE	ADULT TOTAL	EDUCATION % AGE	UNIV. & HIGHER TOTAL	EDUCATION % AGE
(1)	(2)	(3)	(4)	(5)	(6)	(7)	(8)	(9)	(10)
1	ANDHRA PRADESH	80249953	44.40	73891147	40.88	169532	0.09	20593684	11.39
2	ARUNACHAL PRADESH	7334901	60.79	2672326	22.15	731810	6.06	1064200	8.82
3	ASSAM	55333122	43.19	44680524	34.87	293483	0.23	23104270	18.03
4	BIHAR	77871472	49.95	33277729	21.35	2992228	1.92	35004565	22.46
5	CHHATTISGARH	57260900	52.14	44558127	40.57	54550	0.05	6153908	5.60
6	GOA	4573149	23.58	10265079	52.93	19098	0.10	3367722	17.36
7	GUJARAT	142886995	62.18	55156265	24.00	15832	0.01	21001229	9.14
8	HARYANA	63035720	54.03	33316009	28.56	4381	0.00	16420514	14.07
9	HIMACHAL PRADESH	25946581	50.66	20060432	39.17	0	0.00	4294483	8.39
10	JAMMU & KASHMIR	30416553	40.58	33170863	44.25	0	0.00	9978777	13.31
11	JHARKHAND	43885551	65.71	7850484	11.75	0	0.00	9968484	14.92
12	KARNATAKA	127025207	54.74	67340691	29.02	131294	0.06	27039795	11.65
13	KERALA	69171263	38.49	73915401	41.13	247240	0.14	26162142	14.56
14	MADHYA PRADESH	106966393	43.74	113906819	46.58	0	0.00	16702899	6.83
15	MAHARASHTRA	220139463	45.81	181893974	37.85	477233	0.10	53132119	11.06
16	MANIPUR	3827232	38.89	2994177	30.42	48222	0.49	2523643	25.64
17	MEGHALAYA	10516784	62.13	3877923	22.91	80295	0.47	1825414	10.78
18	MIZORAM	5384339	48.22	3010568	26.96	33957	0.30	1648941	14.77
19	NAGALAND	4654784	45.61	3969156	38.89	0	0.00	1387719	13.60
20	ODISHA	65578565	49.88	45704597	34.77	0	0.00	17321996	13.18
21	PUNJAB	31705581	31.98	58512743	59.02	1948	0.00	6838478	6.90
22	RAJASTHAN	85106111	29.75	182049407	63.64	195321	0.07	13262564	4.64
23	SIKKIM	1785842	19.74	5893946	65.15	0	0.00	314450	3.48
24	TAMIL NADU	120916696	40.20	131172253	43.61	77340	0.03	29254967	9.73
25	TELANGANA	40564115	39.04	46718556	44.96	75530	0.07	12621132	12.15
26	TRIPURA	4045803	18.33	11715030	53.08	0	0.00	998776	4.53
27	UTTARAKHAND	24769735	40.01	31010542	50.09	0	0.00	3959380	6.40
28	UTTAR PRADESH	328381041	74.11	79847211	18.02	0	0.00	27460121	6.20
29	WEST BENGAL	89888268	35.29	124175250	48.75	72691	0.03	30353811	11.92
	<b>TOTAL STATES</b>	<b>1929222119</b>	<b>47.72</b>	<b>1526607229</b>	<b>37.76</b>	<b>5721985</b>	<b>0.14</b>	<b>423760183</b>	<b>10.48</b>
30	A & N ISLANDS	3292386	54.70	1935699	32.16	9354	0.16	455672	7.57
31	CHANDIGARH	2235273	34.90	1743794	27.23	11211	0.18	1370190	21.40
32	DADRA & NAGAR HAVELI & DAMAN & DIU	903908	39.20	844642	36.63	3312	0.14	143475	6.22
33	DELHI	19849412	21.18	67572719	72.10	608	0.00	3325578	3.55
34	JAMMU & KASHMIR- UT	0	#DIV/0!	0	0.00	0	0.00	0	0.00
35	LADAKH	0	#DIV/0!	0	0.00	0	0.00	0	0.00
36	LAKSHADWEEP	533252	39.07	551543	40.41	0	0.00	0	0.00
37	PUDUCHERRY	2856505	35.81	2788591	34.96	0	0.00	1311238	16.44
	<b>TOTAL U.T.</b>	<b>29670736</b>	<b>25.19</b>	<b>75436988</b>	<b>64.04</b>	<b>24485</b>	<b>0.02</b>	<b>6606153</b>	<b>5.61</b>
	<b>TOTAL (STATE &amp; UTs)</b>	<b>1958892855</b>	<b>47.08</b>	<b>1602044217</b>	<b>38.51</b>	<b>5746470</b>	<b>0.14</b>	<b>430366336</b>	<b>10.34</b>
	<b>CENTRE TOTAL</b>	<b>355471100</b>	<b>45.74</b>	<b>124593300</b>	<b>16.03</b>	<b>576600</b>	<b>0.07</b>	<b>165535000</b>	<b>21.30</b>
	<b>GRAND TOTAL</b>	<b>2314363955</b>	<b>46.87</b>	<b>1726637517</b>	<b>34.97</b>	<b>6323070</b>	<b>0.13</b>	<b>595901336</b>	<b>12.07</b>



**STATEMENT NO. 11: BUDGETED EXPENDITURE ON EDUCATION OF THE EDUCATION DEPARTMENTS  
ACCORDING TO HEADS OF CHARGES FOR 2018-19 (ACTUAL) (REVENUE ACCOUNT)**

(RUPEES IN THOUSANDS)

S. No.	STATE / UNION TERRITORY	TECHNICAL TOTAL	EDUCATION % AGE	GENERAL TOTAL	EDUCATION % AGE	LANGUAGE TOTAL	EDUCATION % AGE	TOTAL
(1)	(2)	(11)	(12)	(13)	(14)	(15)	(16)	(17)
1	ANDHRA PRADESH	4336986	2.40	1032280	0.57	459871	0.25	180733453
2	ARUNACHAL PRADESH	120595	1.00	142434	1.18	0	0.00	12066266
3	ASSAM	1869567	1.46	580552	0.45	2267790	1.77	128129308
4	BIHAR	2400663	1.54	1144395	0.73	3195122	2.05	155886174
5	CHHATTISGARH	1614361	1.47	166920	0.15	22898	0.02	109831664
6	GOA	1030037	5.31	102883	0.53	35955	0.19	19393923
7	GUJARAT	8629954	3.76	1967225	0.86	141247	0.06	229798747
8	HARYANA	3887930	3.33	0	0.00	0	0.00	116664554
9	HIMACHAL PRADESH	591017	1.15	220913	0.43	99533	0.19	51212959
10	JAMMU & KASHMIR	1294298	1.73	95216	0.13	0	0.00	74955707
11	JHARKHAND	4919331	7.37	0	0.00	167684	0.25	66791534
12	KARNATAKA	8192094	3.53	1841051	0.79	465988	0.20	232036120
13	KERALA	9615815	5.35	446993	0.25	162490	0.09	179721344
14	MADHYA PRADESH	5094538	2.08	1724764	0.71	134538	0.06	244529951
15	MAHARASHTRA	22656085	4.71	2216489	0.46	744	0.00	480516107
16	MANIPUR	154306	1.57	286588	2.91	7151	0.07	9841319
17	MEGHALAYA	149789	0.88	476252	2.81	195	0.00	16926652
18	MIZORAM	113084	1.01	223717	2.00	752315	6.74	11166921
19	NAGALAND	190705	1.87	0	0.00	2790	0.03	10205154
20	ODISHA	1978539	1.51	56795	0.04	820619	0.62	131461111
21	PUNJAB	1553620	1.57	378890	0.38	155806	0.16	99147066
22	RAJASTHAN	1982859	0.69	538512	0.19	2940345	1.03	286075119
23	SIKKIM	123490	1.37	928946	10.27	0	0.00	9046674
24	TAMIL NADU	9864664	3.28	9064751	3.01	416020	0.14	300766691
25	TELANGANA	3287013	3.16	611802	0.59	33984	0.03	103912132
26	TRIPURA	187829	0.85	4989121	22.61	132756	0.60	22069315
27	UTTARAKHAND	1712579	2.77	208781	0.34	249261	0.40	61910278
28	UTTAR PRADESH	3857160	0.87	939998	0.21	2635947	0.59	443121478
29	WEST BENGAL	5432210	2.13	4173383	1.64	640606	0.25	254736219
	<b>TOTAL STATES</b>	<b>106841118</b>	<b>2.64</b>	<b>34559651</b>	<b>0.85</b>	<b>15941655</b>	<b>0.39</b>	<b>4042653940</b>
30	A & N ISLANDS	215898	3.59	100022	1.66	9833	0.16	6018864
31	CHANDIGARH	962234	15.03	62185	0.97	19059	0.30	6403946
32	DADRA & NAGAR HAVELI & DAMAN & DIU	176576	7.66	234080	10.15	0	0.00	2305993
33	DELHI	2300412	2.45	677796	0.72	0	0.00	93726525
34	JAMMU & KASHMIR- UT	0	0.00	0	0.00	0	0.00	0
35	LADAKH	0	0.00	0	0.00	0	0.00	0
36	LAKSHADWEEP	0	0.00	279999	20.52	0	0.00	1364794
37	PUDUCHERRY	879507	11.03	134897	1.69	6575	0.08	7977313
	<b>TOTAL U.T.</b>	<b>4534627</b>	<b>3.85</b>	<b>1488979</b>	<b>1.26</b>	<b>35467</b>	<b>0.03</b>	<b>117797435</b>
	<b>TOTAL (STATE &amp; UTs)</b>	<b>111375745</b>	<b>2.68</b>	<b>36048630</b>	<b>0.87</b>	<b>15977122</b>	<b>0.38</b>	<b>4160451375</b>
	<b>CENTRE TOTAL</b>	<b>122931200</b>	<b>15.82</b>	<b>3467800</b>	<b>0.45</b>	<b>4579100</b>	<b>0.59</b>	<b>777154100</b>
	<b>GRAND TOTAL</b>	<b>234306945</b>	<b>4.75</b>	<b>39516430</b>	<b>0.80</b>	<b>20556222</b>	<b>0.42</b>	<b>4937605475</b>

**STATEMENT NO. 11 (a): BUDGETED EXPENDITURE ON EDUCATION OF THE EDUCATION DEPARTMENTS ACCORDING TO HEADS OF CHARGES FOR 2018-19 (ACTUAL) (CAPITAL ACCOUNT)**

(RUPEES IN THOUSANDS)

S. No.	STATE / UNION TERRITORY	ELEMENTARY TOTAL	SECONDARY TOTAL	ADULT TOTAL	UNIV. & HIGHER TOTAL	TECHNICAL TOTAL	GENERAL TOTAL	LANGUAGE TOTAL	TOTAL
(1)	(2)	(3)	(4)	(5)	(6)	(7)	(8)	(9)	(10)
1	ANDHRA PRADESH	11793	369396	0	754270	211184	0	350	1346993
2	ARUNACHAL PRADESH	712809	138939	0	0	19676	528961	0	1400385
3	ASSAM	0	4376	0	0	369305	0	0	373681
4	BIHAR	0	1906247	0	200000	6332176	648221	0	9086644
5	CHHATTISGARH	1161514	2499520	0	222966	402765	0	0	4286765
6	GOA	33	103	0	214000	195389	677192	0	1086717
7	GUJARAT	3171735	797851	0	482764	912827	798097	0	6163274
8	HARYANA	250000	995556	1868488	0	333096	515548	0	3962688
9	HIMACHAL PRADESH	125393	403748	0	600200	929000	368380	0	2426721
10	JAMMU & KASHMIR	312113	409888	0	0	0	37800	0	759801
11	JHARKHAND	0	0	0	0	3199808	0	0	3199808
12	KARNATAKA	599682	3483363	0	3198596	3287238	0	0	10568879
13	KERALA	18676	1074743	554270	0	1412698	1664290	0	4724677
14	MADHYA PRADESH	566430	2686000	0	2328693	907779	1074002	0	7562904
15	MAHARAHSTRA	0	3188262	0	107594	281637	2755	0	3580248
16	MANIPUR	5533	0	2500	0	12267	8843	0	29143
17	MEGHALAYA	12155	10672	2775	0	0	0	0	25602
18	MIZORAM	898	0	4800	0	0	384754	0	390452
19	NAGALAND	23527	50000	52456	0	49980	0	0	175963
20	ODISHA	20000	554223	800000	0	1972315	153390	0	3499928
21	PUNJAB	0	171342	0	465931	164586	171341	0	973200
22	RAJASTHAN	0	2874555	0	492187	75214	1102256	0	4544212
23	SIKKIM	9018	32951	0	222848	13063	0	0	277880
24	TAMIL NADU	0	2525478	0	3202312	1012008	0	0	6739798
25	TELANGANA	9375	277120	0	528599	214523	0	0	1029617
26	TRIPURA	0	44580	0	508	57243	2382	0	104713
27	UTTARAKHAND	16891	294952	0	293089	139158	0	10000	754090
28	UTTAR PRADESH	2414841	1227458	0	1177601	1865009	508809	0	7193718
29	WEST BENGAL	590928	358661	0	0	1509905	1305841	0	3765335
<b>TOTAL STATES</b>		<b>10033344</b>	<b>26379984</b>	<b>3285289</b>	<b>14492158</b>	<b>25879849</b>	<b>9952862</b>	<b>10350</b>	<b>90033836</b>
30	A & N ISLANDS	124998	130000	0	52287	32679	24900	0	364864
31	CHANDIGARH	12316	424499	0	110719	97937	14633	0	660104
32	DADRA & NAGAR HAVELI & DAMAN & DIU	0	176000	0	0	29770	677392	0	883162
33	DELHI	0	0	0	35910	295982	895558	0	1227450
34	JAMMU & KASHMIR- UT	0	0	0	0	0	0	0	0
35	LADAKH	0	0	0	0	0	0	0	0
36	LAKSHADWEEP	0	78795	0	7246	0	0	0	86041
37	PUDUCHERRY	0	11000	0	323	798	0	0	12121
<b>TOTAL U.T.</b>		<b>137314</b>	<b>820294</b>	<b>0</b>	<b>206485</b>	<b>457166</b>	<b>1612483</b>	<b>0</b>	<b>3233742</b>
<b>TOTAL (STATE &amp; UTs)</b>		<b>10170658</b>	<b>27200278</b>	<b>3285289</b>	<b>14698643</b>	<b>26337015</b>	<b>11565345</b>	<b>10350</b>	<b>93267578</b>

**STATEMENT NO. 11 (b): BUDGETED EXPENDITURE ON EDUCATION OF THE EDUCATION DEPARTMENTS ACCORDING TO HEADS OF CHARGES FOR 2018-19 (ACTUAL) (LOANS AND ADVANCES ACCOUNT)**

(RUPEES IN THOUSANDS)

S. No.	STATE / UNION TERRITORY	ELEMENTARY TOTAL	SECONDARY TOTAL	ADULT TOTAL	UNIV. & HIGHER TOTAL	TECHNICAL TOTAL	GENERAL TOTAL	LANGUAGE TOTAL	TOTAL
(1)	(2)	(3)	(4)	(5)	(6)	(7)	(8)	(9)	(10)
1	ANDHRA PRADESH	0	0	0	0	0	0	0	0
2	ARUNACHAL PRADESH	0	0	0	0	0	0	0	0
3	ASSAM	0	0	0	0	0	0	0	0
4	BIHAR	0	0	0	0	0	0	0	0
5	CHHATTISGARH	0	0	0	0	0	0	0	0
6	GOA	0	0	0	0	0	0	0	0
7	GUJARAT	0	0	0	0	0	0	0	0
8	HARYANA	0	0	0	0	0	0	0	0
9	HIMACHAL PRADESH	0	0	0	20000	0	0	0	20000
10	JAMMU & KASHMIR	0	0	0	0	0	0	0	0
11	JHARKHAND	0	0	0	0	0	0	0	0
12	KARNATAKA	0	0	0	0	0	0	0	0
13	KERALA	0	0	0	0	0	0	0	0
14	MADHYA PRADESH	0	0	0	578400	0	0	0	578400
15	MAHARAHSTRA	0	0	0	0	0	0	0	0
16	MANIPUR	0	0	0	0	0	0	0	0
17	MEGHALAYA	0	0	0	0	0	0	0	0
18	MIZORAM	0	0	0	0	0	0	0	0
19	NAGALAND	0	0	0	0	0	0	0	0
20	ODISHA	0	0	0	0	0	0	0	0
21	PUNJAB	0	0	0	0	0	0	0	0
22	RAJASTHAN	0	0	0	0	0	0	0	0
23	SIKKIM	0	0	0	0	0	0	0	0
24	TAMIL NADU	0	0	0	1378526	0	0	0	1378526
25	TELANGANA	0	0	0	0	0	0	0	0
26	TRIPURA	0	0	0	0	0	0	0	0
27	UTTARAKHAND	0	0	0	0	0	0	0	0
28	UTTAR PRADESH	0	0	0	0	0	0	0	0
29	WEST BENGAL	0	0	0	0	0	0	0	0
	<b>TOTAL STATES</b>	<b>0</b>	<b>0</b>	<b>0</b>	<b>1976926</b>	<b>0</b>	<b>0</b>	<b>0</b>	<b>1976926</b>
30	A & N ISLANDS	0	0	0	0	0	0	0	0
31	CHANDIGARH	0	0	0	0	0	0	0	0
32	DADRA & NAGAR HAVELI & DAMAN & DIU	0	0	0	0	0	0	0	0
33	DELHI	0	0	0	0	4840913	0	0	4840913
34	JAMMU & KASHMIR- UT	0	0	0	0	0	0	0	0
35	LADAKH	0	0	0	0	0	0	0	0
36	LAKSHADWEEP	0	0	0	0	0	0	0	0
37	PUDUCHERRY	0	0	0	0	0	0	0	0
	<b>TOTAL U.T.</b>	<b>0</b>	<b>0</b>	<b>0</b>	<b>0</b>	<b>4840913</b>	<b>0</b>	<b>0</b>	<b>4840913</b>
	<b>TOTAL (STATE &amp; UTs)</b>	<b>0</b>	<b>0</b>	<b>0</b>	<b>1976926</b>	<b>4840913</b>	<b>0</b>	<b>0</b>	<b>6817839</b>

**STATEMENT NO. 12: BUDGETED EXPENDITURE ON EDUCATION OF THE EDUCATION DEPARTMENTS ACCORDING TO HEADS OF CHARGES FOR 2019-20 (REVISED ESTIMATE) (REVENUE ACCOUNT)**

(RUPEES IN THOUSANDS)

S. No.	STATE / UNION TERRITORY	ELEMENTARY TOTAL	EDUCATION % AGE	SECONDARY TOTAL	EDUCATION % AGE	ADULT TOTAL	EDUCATION % AGE	UNIV. & HIGHER TOTAL	EDUCATION % AGE
(1)	(2)	(3)	(4)	(5)	(6)	(7)	(8)	(9)	(10)
1	ANDHRA PRADESH	80516729	41.87	83714536	43.53	143987	0.07	21847924	11.36
2	ARUNACHAL PRADESH	8770716	63.05	3487531	25.07	94070	0.68	1247530	8.97
3	ASSAM	67988977	39.85	64754591	37.96	377302	0.22	29307352	17.18
4	BIHAR	86891931	41.78	44317585	21.31	3273938	1.57	65398908	31.45
5	CHHATTISGARH	73246021	50.15	61372188	42.02	51250	0.04	9009240	6.17
6	GOA	4611122	23.39	10078966	51.13	24807	0.13	3580381	18.16
7	GUJARAT	145822780	60.06	62051896	25.56	13025	0.01	21434992	8.83
8	HARYANA	72185120	51.48	40072260	28.58	4400	0.00	22521390	16.06
9	HIMACHAL PRADESH	32054058	49.70	26265276	40.72	100	0.00	5160086	8.00
10	JAMMU & KASHMIR	22040357	47.63	17063341	36.87	0	0.00	6591208	14.24
11	JHARKHAND	59545475	61.02	15508157	15.89	0	0.00	17163562	17.59
12	KARNATAKA	159105647	58.75	73457050	27.13	18717	0.01	27523290	10.16
13	KERALA	68709556	37.81	75349129	41.47	150976	0.08	26316606	14.48
14	MADHYA PRADESH	164917036	63.37	69846460	26.84	0	0.00	18848740	7.24
15	MAHARASHTRA	298359761	47.53	235906380	37.58	189407	0.03	62697974	9.99
16	MANIPUR	5149213	38.12	4302110	31.85	98847	0.73	3345698	24.77
17	MEGHALAYA	8646357	44.27	6988867	35.78	90964	0.47	2975112	15.23
18	MIZORAM	6463542	46.84	3591066	26.02	36693	0.27	2447778	17.74
19	NAGALAND	6969593	54.81	4413199	34.70	21	0.00	1080332	8.50
20	ODISHA	72487389	50.71	47739920	33.40	0	0.00	19377445	13.56
21	PUNJAB	36932055	33.25	64078176	57.69	2640	0.00	7921092	7.13
22	RAJASTHAN	107867773	33.75	190853088	59.72	108968	0.03	15118587	4.73
23	SIKKIM	3607750	31.23	6734098	58.30	1000	0.01	472455	4.09
24	TAMIL NADU	127694911	38.29	135706241	40.69	53229	0.02	32043132	9.61
25	TELANGANA	34489332	37.35	40499020	43.85	220360	0.24	13135814	14.22
26	TRIPURA	1102274	4.59	14070692	58.65	0	0.00	1442871	6.01
27	UTTARAKHAND	25743813	40.47	30979422	48.70	0	0.00	4601911	7.23
28	UTTAR PRADESH	416248478	77.19	89343587	16.57	0	0.00	25055480	4.65
29	WEST BENGAL	94974422	33.42	142558801	50.17	131781	0.05	34634194	12.19
	<b>TOTAL STATES</b>	<b>2293142188</b>	<b>49.17</b>	<b>1665103633</b>	<b>35.70</b>	<b>5086482</b>	<b>0.11</b>	<b>502301084</b>	<b>10.77</b>
30	A & N ISLANDS	3376600	53.92	2022200	32.29	9300	0.15	485600	7.75
31	CHANDIGARH	2396367	35.29	1793433	26.41	12200	0.18	1484228	21.86
32	DADRA & NAGAR HAVELI & DAMAN & DIU	911900	32.48	1292600	46.05	3800	0.14	156300	5.57
33	DELHI	19723766	19.19	75245186	73.22	0	0.00	3582500	3.49
34	JAMMU & KASHMIR- UT	0	0.00	0	0.00	0	0.00	0	0.00
35	LADAKH	0	0.00	0	0.00	0	0.00	0	0.00
36	LAKSHADWEEP	558000	40.85	558000	40.85	0	0.00	0	0.00
37	PUDUCHERRY	2963269	35.45	2869007	34.32	0	0.00	1454792	17.40
	<b>TOTAL U.T.</b>	<b>29929902</b>	<b>23.32</b>	<b>83780426</b>	<b>65.28</b>	<b>25300</b>	<b>0.02</b>	<b>7163420</b>	<b>5.58</b>
	<b>TOTAL (STATE &amp; UTs)</b>	<b>2323072090</b>	<b>48.47</b>	<b>1748884059</b>	<b>36.49</b>	<b>5111782</b>	<b>0.11</b>	<b>509464504</b>	<b>10.63</b>
	<b>CENTRE TOTAL</b>	<b>459911300</b>	<b>49.63</b>	<b>105279700</b>	<b>11.36</b>	<b>122300</b>	<b>0.01</b>	<b>203460100</b>	<b>21.96</b>
	<b>GRAND TOTAL</b>	<b>2782983390</b>	<b>48.66</b>	<b>1854163759</b>	<b>32.42</b>	<b>5234082</b>	<b>0.09</b>	<b>712924604</b>	<b>12.47</b>

**STATEMENT NO. 12: BUDGETED EXPENDITURE ON EDUCATION OF THE EDUCATION DEPARTMENTS ACCORDING TO HEADS OF CHARGES FOR 2019-20 (REVISED ESTIMATE) (REVENUE ACCOUNT)**

(RUPEES IN THOUSANDS)

S. No.	STATE / UNION TERRITORY	TECHNICAL TOTAL	EDUCATION % AGE	GENERAL TOTAL	EDUCATION % AGE	LANGUAGE TOTAL	EDUCATION % AGE	TOTAL
(1)	(2)	(11)	(12)	(13)	(14)	(15)	(16)	(17)
1	ANDHRA PRADESH	4062979	2.11	1535499	0.80	485864	0.25	192307518
2	ARUNACHAL PRADESH	183187	1.32	128546	0.92	0	0.00	13911580
3	ASSAM	3538333	2.07	861414	0.50	3779209	2.22	170607178
4	BIHAR	2826373	1.36	1440024	0.69	3819784	1.84	207968543
5	CHHATTISGARH	2092083	1.43	249628	0.17	40161	0.03	146060571
6	GOA	1224249	6.21	117203	0.59	76700	0.39	19713428
7	GUJARAT	10497714	4.32	2804578	1.16	176316	0.07	242801301
8	HARYANA	5434800	3.88	0	0.00	0	0.00	140217970
9	HIMACHAL PRADESH	713046	1.11	195737	0.30	110873	0.17	64499176
10	JAMMU & KASHMIR	507792	1.10	74404	0.16	0	0.00	46277102
11	JHARKHAND	4739401	4.86	0	0.00	634069	0.65	97590664
12	KARNATAKA	8596398	3.17	1608965	0.59	493100	0.18	270803167
13	KERALA	10486542	5.77	528475	0.29	172479	0.09	181713763
14	MADHYA PRADESH	4767741	1.83	1733520	0.67	147145	0.06	260260642
15	MAHARAHSTRA	27510728	4.38	3082092	0.49	1009	0.00	627747351
16	MANIPUR	193395	1.43	401945	2.98	17445	0.13	13508653
17	MEGHALAYA	253169	1.30	577122	2.95	400	0.00	19531991
18	MIZORAM	164958	1.20	203566	1.48	892398	6.47	13800001
19	NAGALAND	252938	1.99	0	0.00	701	0.01	12716784
20	ODISHA	2469478	1.73	57468	0.04	814834	0.57	142946534
21	PUNJAB	1509563	1.36	452540	0.41	173723	0.16	111069789
22	RAJASTHAN	1911433	0.60	743699	0.23	2976632	0.93	319580180
23	SIKKIM	131330	1.14	604874	5.24	0	0.00	11551507
24	TAMIL NADU	13323928	4.00	24126595	7.23	526271	0.16	333474307
25	TELANGANA	3239158	3.51	727884	0.79	36679	0.04	92348247
26	TRIPURA	247640	1.03	6976466	29.08	150175	0.63	23990118
27	UTTARAKHAND	1758061	2.76	233617	0.37	300975	0.47	63617799
28	UTTAR PRADESH	4325726	0.80	1419533	0.26	2869370	0.53	539262173
29	WEST BENGAL	6504331	2.29	4636351	1.63	728791	0.26	284168671
<b>TOTAL STATES</b>		<b>123466474</b>	<b>2.65</b>	<b>55521745</b>	<b>1.19</b>	<b>19425103</b>	<b>0.42</b>	<b>4664046708</b>
30	A & N ISLANDS	253500	4.05	105400	1.68	9400	0.15	6262000
31	CHANDIGARH	977300	14.39	110800	1.63	15272	0.22	6789600
32	DADRA & NAGAR HAVELI & DAMAN & DIU	173500	6.18	269050	9.58	0	0.00	2807150
33	DELHI	3180570	3.10	1031679	1.00	0	0.00	102763701
34	JAMMU & KASHMIR- UT	0	0.00	0	0.00	0	0.00	0
35	LADAKH	0	0.00	0	0.00	0	0.00	0
36	LAKSHADWEEP	0	0.00	250000	18.30	0	0.00	1366000
37	PUDUCHERRY	933376	11.17	133844	1.60	5244	0.06	8359532
<b>TOTAL U.T.</b>		<b>5518246</b>	<b>4.30</b>	<b>1900773</b>	<b>1.48</b>	<b>29916</b>	<b>0.02</b>	<b>128347983</b>
<b>TOTAL (STATE &amp; UTs)</b>		<b>128984720</b>	<b>2.69</b>	<b>57422518</b>	<b>1.20</b>	<b>19455019</b>	<b>0.41</b>	<b>4792394691</b>
<b>CENTRE TOTAL</b>		<b>147760400</b>	<b>15.95</b>	<b>5169700</b>	<b>0.56</b>	<b>4943700</b>	<b>0.53</b>	<b>926647200</b>
<b>GRAND TOTAL</b>		<b>276745120</b>	<b>4.84</b>	<b>62592218</b>	<b>1.09</b>	<b>24398719</b>	<b>0.43</b>	<b>5719041891</b>

**STATEMENT NO. 12 (a): BUDGETED EXPENDITURE ON EDUCATION OF THE EDUCATION DEPARTMENTS ACCORDING TO HEADS OF CHARGES FOR 2019-20 REVISED ESTIMATE) (CAPITAL ACCOUNT)**

(RUPEES IN THOUSANDS)

S.No.	STATE / UNION TERRITORY	ELEMENTARY TOTAL	SECONDARY TOTAL	ADULT TOTAL	UNIV. & HIGHER TOTAL	TECHNICAL TOTAL	GENERAL TOTAL	LANGUAGE TOTAL	T O T A L
(1)	(2)	(3)	(4)	(5)	(6)	(7)	(8)	(9)	(10)
1	ANDHRA PRADESH	5266	1294293	0	795674	390531	0	4924	2490688
2	ARUNACHAL PRADESH	446736	134164	0	0	79804	238757	0	899461
3	ASSAM	2192901	175100	0	250000	1090000	244837	0	3952838
4	BIHAR	5000000	4262000	0	200302	7665000	418480	0	17545782
5	CHHATTISGARH	514918	3913995	0	591928	1053087	0	1000	6074928
6	GOA	10000	12000	0	580000	906945	1446526	0	2955471
7	GUJARAT	1998216	857001	0	495000	1045158	930608	0	5325983
8	HARYANA	250000	1600000	1550000	0	303400	770000	0	4473400
9	HIMACHAL PRADESH	152300	552493	0	477700	1089000	386671	0	2658164
10	JAMMU & KASHMIR	433135	411770	0	1077000	152879	46987	0	2121771
11	JHARKHAND	0	0	0	0	2786600	0	0	2786600
12	KARNATAKA	900000	3558150	0	4271200	2316250	760	0	11046360
13	KERALA	3216	601616	309423	0	1139949	989992	0	3044196
14	MADHYA PRADESH	2800701	3247964	0	2487016	579377	575434	0	9690492
15	MAHARAHSTRA	0	1850002	0	207185	637004	21673	0	2715864
16	MANIPUR	27516	0	23400	0	22307	415475	0	488698
17	MEGHALAYA	10000	15000	0	71430	12715	0	0	109145
18	MIZORAM	0	0	7200	0	0	124781	0	131981
19	NAGALAND	10000	59645	80500	0	10000	0	0	160145
20	ODISHA	40002	740000	500000	0	950459	250000	0	2480461
21	PUNJAB	0	127185	0	731000	45061	71689	0	974935
22	RAJASTHAN	904603	2314302	0	505069	10505	1340845	5000	5080324
23	SIKKIM	0	172155	0	235845	51000	0	0	459000
24	TAMIL NADU	0	2511385	0	2101113	1099490	0	0	5711988
25	TELANGANA	6000	44000	0	100000	0	0	0	150000
26	TRIPURA	0	12505	0	3691	0	6635	0	22831
27	UTTARAKHAND	120001	500004	0	555003	255005	20000	30000	1480013
28	UTTAR PRADESH	5374323	3654396	0	2107037	2417365	1376472	0	14929593
29	WEST BENGAL	800000	660000	0	0	1520000	869553	0	3849553
<b>TOTAL STATES</b>		<b>21999834</b>	<b>33281125</b>	<b>2470523</b>	<b>17843193</b>	<b>27628891</b>	<b>10546175</b>	<b>40924</b>	<b>113810665</b>
30	A & N ISLANDS	105000	140000	0	51500	27000	29200	0	352700
31	CHANDIGARH	12600	284600	0	72800	80800	13100	0	463900
32	DADRA & NAGAR HAVELI & DAMAN & DIU	0	200000	0	0	30500	574200	0	804700
33	DELHI	0	0	0	243500	900000	200000	0	1343500
34	JAMMU & KASHMIR- UT	0	0	0	0	0	0	0	0
35	LADAKH	0	0	0	0	0	0	0	0
36	LAKSHADWEEP	0	100000	0	5500	0	0	0	105500
37	PUDUCHERRY	0	50300	0	300	251	0	0	50851
<b>TOTAL U.T.</b>		<b>117600</b>	<b>774900</b>	<b>0</b>	<b>373600</b>	<b>1038551</b>	<b>816500</b>	<b>0</b>	<b>3121151</b>
<b>TOTAL (STATE &amp; UTs)</b>		<b>22117434</b>	<b>34056025</b>	<b>2470523</b>	<b>18216793</b>	<b>28667442</b>	<b>11362675</b>	<b>40924</b>	<b>116931816</b>

**STATEMENT NO. 12 (b): BUDGETED EXPENDITURE ON EDUCATION OF THE EDUCATION DEPARTMENTS ACCORDING TO HEADS OF CHARGES FOR 2019-20 (REVISED ESTIMATE) (LOANS AND ADVANCES ACCOUNT)**

(RUPEES IN THOUSANDS )

S.No.	STATE / UNION TERRITORY	ELEMENTARY TOTAL	SECONDARY TOTAL	ADULT TOTAL	UNIV. & HIGHER TOTAL	TECHNICAL TOTAL	GENERAL TOTAL	LANGUAGE TOTAL	TOTAL
(1)	(2)	(3)	(4)	(5)	(6)	(7)	(8)	(9)	(10)
1	ANDHRA PRADESH	0	0	0	0	0	0	0	0
2	ARUNACHAL PRADESH	0	0	0	0	0	0	0	0
3	ASSAM	0	0	0	0	0	0	0	0
4	BIHAR	0	0	0	0	0	0	0	0
5	CHHATTISGARH	0	0	0	0	0	0	0	0
6	GOA	0	0	0	0	0	0	0	0
7	GUJARAT	0	0	0	0	0	0	0	0
8	HARYANA	0	0	0	0	0	0	0	0
9	HIMACHAL PRADESH	0	0	0	10001	0	0	0	10001
10	JAMMU & KASHMIR	0	0	0	0	0	0	0	0
11	JHARKHAND	0	0	0	0	0	0	0	0
12	KARNATAKA	0	0	0	0	0	0	0	0
13	KERALA	0	0	0	0	0	0	0	0
14	MADHYA PRADESH	0	0	0	462720	0	0	0	462720
15	MAHARAHSTRA	0	0	0	0	0	0	0	0
16	MANIPUR	0	0	0	0	0	0	0	0
17	MEGHALAYA	0	0	0	0	0	0	0	0
18	MIZORAM	0	0	0	0	0	0	0	0
19	NAGALAND	0	0	0	0	0	0	0	0
20	ODISHA	0	0	0	0	0	0	0	0
21	PUNJAB	0	0	0	0	0	0	0	0
22	RAJASTHAN	0	0	0	0	0	0	0	0
23	SIKKIM	0	0	0	0	0	0	0	0
24	TAMIL NADU	0	0	0	1	0	0	0	1
25	TELANGANA	0	0	0	0	0	0	0	0
26	TRIPURA	0	0	0	0	0	0	0	0
27	UTTARAKHAND	0	0	0	0	0	0	0	0
28	UTTAR PRADESH	0	0	0	0	0	0	0	0
29	WEST BENGAL	0	0	0	0	0	0	0	0
<b>TOTAL STATES</b>		<b>0</b>	<b>0</b>	<b>0</b>	<b>472722</b>	<b>0</b>	<b>0</b>	<b>0</b>	<b>472722</b>
30	A & N ISLANDS	0	0	0	0	0	0	0	0
31	CHANDIGARH	0	0	0	0	0	0	0	0
32	DADRA & NAGAR HAVELI & DAMAN & DIU	0	0	0	0	0	0	0	0
33	DELHI	0	0	0	0	5713500	0	0	5713500
34	JAMMU & KASHMIR- UT	0	0	0	0	0	0	0	0
35	LADAKH	0	0	0	0	0	0	0	0
36	LAKSHADWEEP	0	0	0	0	0	0	0	0
37	PUDUCHERRY	0	0	0	0	0	0	0	0
<b>TOTAL U.T.</b>		<b>0</b>	<b>0</b>	<b>0</b>	<b>0</b>	<b>5713500</b>	<b>0</b>	<b>0</b>	<b>5713500</b>
<b>TOTAL (STATE &amp; UTs)</b>		<b>0</b>	<b>0</b>	<b>0</b>	<b>472722</b>	<b>5713500</b>	<b>0</b>	<b>0</b>	<b>6186222</b>

**STATEMENT NO. 13: BUDGETED EXPENDITURE ON EDUCATION OF THE EDUCATION DEPARTMENTS ACCORDING TO HEADS OF CHARGES FOR 2020-21 (BUDGET ESTIMATE) (REVENUE ACCOUNT)**

( RUPEES IN THOUSANDS )

S. No.	STATE / UNION TERRITORY	ELEMENTARY TOTAL	EDUCATION % AGE	SECONDARY TOTAL	EDUCATION % AGE	ADULT TOTAL	EDUCATION % AGE	UNIV. & HIGHER TOTAL	EDUCATION % AGE
(1)	(2)	(3)	(4)	(5)	(6)	(7)	(8)	(9)	(10)
1	ANDHRA PRADESH	82864703	42.75	81256725	41.92	150336	0.08	22868263	11.80
2	ARUNACHAL PRADESH	7952071	57.07	4480442	32.15	110176	0.79	1062446	7.62
3	ASSAM	76046859	46.37	54349564	33.14	324656	0.20	26109832	15.92
4	BIHAR	86625436	46.76	39447909	21.30	4524837	2.44	46098478	24.89
5	CHHATTISGARH	79946059	49.67	69475779	43.17	58940	0.04	9288557	5.77
6	GOA	4016869	19.26	11094241	53.19	28107	0.13	4145769	19.88
7	GUJARAT	150083688	60.16	66698775	26.74	25017	0.01	18615206	7.46
8	HARYANA	85606540	49.98	52057700	30.39	5020	0.00	26829739	15.66
9	HIMACHAL PRADESH	37431844	52.76	26858852	37.86	100	0.00	5534225	7.80
10	JAMMU & KASHMIR	0	0.00	0	0.00	0	0.00	0	0.00
11	JHARKHAND	70531534	61.00	22496167	19.46	0	0.00	17501390	15.14
12	KARNATAKA	158992475	56.61	77239632	27.50	19800	0.01	31702300	11.29
13	KERALA	72485498	37.82	79699287	41.59	230000	0.12	27573461	14.39
14	MADHYA PRADESH	210636835	71.72	55432949	18.87	0	0.00	21744423	7.40
15	MAHARAHSTRA	320547802	46.84	250792297	36.65	279488	0.04	77450434	11.32
16	MANIPUR	6453137	39.14	5236251	31.76	120405	0.73	3996996	24.24
17	MEGHALAYA	8949031	47.47	5552756	29.45	93406	0.50	3275627	17.37
18	MIZORAM	6649982	47.15	4019146	28.50	44246	0.31	2037415	14.45
19	NAGALAND	7370265	54.07	4683156	34.36	21	0.00	1241466	9.11
20	ODISHA	80016003	50.87	53104484	33.76	0	0.00	20720790	13.17
21	PUNJAB	41040555	33.46	70777831	57.71	2770	0.00	8578043	6.99
22	RAJASTHAN	129313355	37.08	198646641	56.96	110253	0.03	14731571	4.22
23	SIKKIM	4381391	37.07	6167030	52.18	0	0.00	590152	4.99
24	TAMIL NADU	145250573	39.09	157342257	42.34	51802	0.01	31265951	8.41
25	TELANGANA	42162349	39.24	47835226	44.51	74023	0.07	14050942	13.08
26	TRIPURA	8638222	36.55	13059754	55.26	0	0.00	1699662	7.19
27	UTTARAKHAND	30280328	39.80	37890307	49.80	0	0.00	5215426	6.86
28	UTTAR PRADESH	468563821	75.81	108444908	17.55	0	0.00	31472441	5.09
29	WEST BENGAL	113530724	36.23	148055348	47.25	90553	0.03	38110370	12.16
	<b>TOTAL STATES</b>	<b>2536367949</b>	<b>50.62</b>	<b>1752195414</b>	<b>34.97</b>	<b>6343956</b>	<b>0.13</b>	<b>513511375</b>	<b>10.25</b>
30	A & N ISLANDS	3584800	53.98	2142900	32.27	11800	0.18	542700	8.17
31	CHANDIGARH	2441720	27.91	3541510	40.48	15000	0.17	1573114	17.98
32	DADRA & NAGAR HAVELI & DAMAN & DIU	960000	30.08	1557100	48.79	6500	0.20	159900	5.01
33	DELHI	22964400	18.90	88374570	72.75	0	0.00	4435000	3.65
34	JAMMU & KASHMIR- UT	49068731	44.38	45328472	40.99	0	0.00	14091367	12.74
35	LADAKH	3210200	26.05	2592200	21.04	0	0.00	345200	2.80
36	LAKSHADWEEP	606000	48.83	608500	49.03	0	0.00	0	0.00
37	PUDUCHERRY	2956028	35.38	2834399	33.92	0	0.00	1492826	17.87
	<b>TOTAL U.T.</b>	<b>85791879</b>	<b>31.48</b>	<b>146979651</b>	<b>53.93</b>	<b>33300</b>	<b>0.01</b>	<b>22640107</b>	<b>8.31</b>
	<b>TOTAL (STATE &amp; UTs)</b>	<b>2622159828</b>	<b>49.63</b>	<b>1899175065</b>	<b>35.95</b>	<b>6377256</b>	<b>0.12</b>	<b>536151482</b>	<b>10.15</b>
	<b>CENTRE TOTAL</b>	<b>50008000</b>	<b>51.51</b>	<b>98103000</b>	<b>10.11</b>	<b>238000</b>	<b>0.02</b>	<b>205693100</b>	<b>21.19</b>
	<b>GRAND TOTAL</b>	<b>3122167828</b>	<b>49.92</b>	<b>1997278065</b>	<b>31.94</b>	<b>6615256</b>	<b>0.11</b>	<b>741844582</b>	<b>11.86</b>



**STATEMENT NO. 13: BUDGETED EXPENDITURE ON EDUCATION OF THE EDUCATION DEPARTMENTS ACCORDING TO HEADS OF CHARGES FOR 2020-21 (BUDGET ESTIMATE) (REVENUE ACCOUNT)**

(RUPEES IN THOUSANDS)

S. No.	STATE / UNION TERRITORY	TECHNICAL TOTAL	EDUCATION % AGE	GENERAL TOTAL	EDUCATION % AGE	LANGUAGE TOTAL	EDUCATION % AGE	TOTAL
(1)	(2)	(11)	(12)	(13)	(14)	(15)	(16)	(17)
1	ANDHRA PRADESH	4605362	2.38	1410443	0.73	681677	0.35	193837509
2	ARUNACHAL PRADESH	187645	1.35	141744	1.02	0	0.00	13934524
3	ASSAM	3425490	2.09	984902	0.60	2773323	1.69	164014626
4	BIHAR	2682285	1.45	1552923	0.84	4312495	2.33	185244363
5	CHHATTISGARH	1853615	1.15	284878	0.18	39452	0.02	160947280
6	GOA	1367753	6.56	127905	0.61	76900	0.37	20857544
7	GUJARAT	10916592	4.38	2962091	1.19	168857	0.07	249470226
8	HARYANA	6773410	3.95	0	0.00	0	0.00	171272409
9	HIMACHAL PRADESH	814918	1.15	174972	0.25	135552	0.19	70950463
10	JAMMU & KASHMIR	0	0.00	0	0.00	0	0.00	0
11	JHARKHAND	4398420	3.80	0	0.00	692918	0.60	115620429
12	KARNATAKA	10961500	3.90	1323800	0.47	620400	0.22	280859907
13	KERALA	10798066	5.63	694837	0.36	163978	0.09	191645127
14	MADHYA PRADESH	5159471	1.76	575798	0.20	159103	0.05	293708579
15	MAHARAHSTRA	31145156	4.55	4113003	0.60	3	0.00	684328183
16	MANIPUR	240248	1.46	423286	2.57	16455	0.10	16486778
17	MEGHALAYA	286162	1.52	696276	3.69	550	0.00	18853808
18	MIZORAM	164378	1.17	236307	1.68	951323	6.75	14102797
19	NAGALAND	235761	1.73	100000	0.73	701	0.01	13631370
20	ODISHA	2693827	1.71	62131	0.04	704214	0.45	157301449
21	PUNJAB	1610591	1.31	443779	0.36	185466	0.15	122639035
22	RAJASTHAN	2382055	0.68	259254	0.07	3309721	0.95	348752850
23	SIKKIM	158244	1.34	521958	4.42	0	0.00	11818775
24	TAMIL NADU	14718170	3.96	22494114	6.05	483891	0.13	371606758
25	TELANGANA	2712342	2.52	583663	0.54	40714	0.04	107459259
26	TRIPURA	36895	0.16	28460	0.12	170603	0.72	23633596
27	UTTARAKHAND	2099080	2.76	267961	0.35	328717	0.43	76081819
28	UTTAR PRADESH	4836532	0.78	1623639	0.26	3097687	0.50	618039029
29	WEST BENGAL	9633056	3.07	3233585	1.03	690854	0.22	313344490
	<b>TOTAL STATES</b>	<b>136897024</b>	<b>2.73</b>	<b>45321709</b>	<b>0.90</b>	<b>19805554</b>	<b>0.40</b>	<b>5010442982</b>
30	A & N ISLANDS	236800	3.57	111600	1.68	10900	0.16	6641500
31	CHANDIGARH	1073500	12.27	75636	0.86	27450	0.31	8747930
32	DADRA & NAGAR HAVELI & DAMAN & DIU	200900	6.30	306800	9.61	0	0.00	3191200
33	DELHI	3723139	3.06	1987430	1.64	0	0.00	121484539
34	JAMMU & KASHMIR- UT	1948173	1.76	136539	0.12	0	0.00	110573282
35	LADAKH	0	0.00	6174000	50.11	0	0.00	12321600
36	LAKSHADWEEP	0	0.00	26500	2.14	0	0.00	1241000
37	PUDUCHERRY	926228	11.09	141076	1.69	4728	0.06	8355285
	<b>TOTAL U.T.</b>	<b>8108740</b>	<b>2.98</b>	<b>8959581</b>	<b>3.29</b>	<b>43078</b>	<b>0.02</b>	<b>272556336</b>
	<b>TOTAL (STATE &amp; UTs)</b>	<b>145005764</b>	<b>2.74</b>	<b>54281290</b>	<b>1.03</b>	<b>19848632</b>	<b>0.38</b>	<b>5282999318</b>
	<b>CENTRE TOTAL</b>	<b>155328000</b>	<b>16.00</b>	<b>6010800</b>	<b>0.62</b>	<b>5359300</b>	<b>0.55</b>	<b>970740200</b>
	<b>GRAND TOTAL</b>	<b>300333764</b>	<b>4.80</b>	<b>60292090</b>	<b>0.96</b>	<b>25207932</b>	<b>0.40</b>	<b>6253739518</b>

**STATEMENT NO. 13 (a): BUDGETED EXPENDITURE ON EDUCATION OF THE EDUCATION DEPARTMENTS ACCORDING TO HEADS OF CHARGES FOR  
2020-21 (BUDGET ESTIMATE) (CAPITAL ACCOUNT)**

(RUPEES IN THOUSANDS)

S. No.	STATE / UNION TERRITORY	ELEMENTARY TOTAL	SECONDARY TOTAL	ADULT TOTAL	UNIV. & HIGHER TOTAL	TECHNICAL TOTAL	GENERAL TOTAL	LANGUAGE TOTAL	TOTAL
(1)	(2)	(3)	(4)	(5)	(6)	(7)	(8)	(9)	(10)
1	ANDHRA PRADESH	30000	31706692	0	4264728	815002	0	104000	36920422
2	ARUNACHAL PRADESH	863300	799700	0	0	0	50000	0	1713000
3	ASSAM	3150000	140090	0	545500	485464	231536	0	4552590
4	BIHAR	4250000	4825000	0	102100	6630000	30752500	0	46559600
5	CHHATTISGARH	529640	4843065	0	908950	1331741	0	0	7613396
6	GOA	10000	12000	0	660000	899456	1436526	0	3017982
7	GUJARAT	4500905	1169444	0	972250	2563600	1693668	0	10899867
8	HARYANA	200000	14250000	1550000	0	210000	1450000	0	17660000
9	HIMACHAL PRADESH	218900	558801	0	491200	1111700	477800	0	2858401
10	JAMMU & KASHMIR	0	0	0	0	0	0	0	0
11	JHARKHAND	0	0	0	0	1217100	0	0	1217100
12	KARNATAKA	4100000	3720400	0	4450700	2212300	4100	0	14487500
13	KERALA	5000	864000	365200	0	1123201	1306101	0	3663502
14	MADHYA PRADESH	1840000	3143081	0	3652003	1279047	737211	0	10651342
15	MAHARAHSTRA	0	80000	0	170992	859500	194400	0	1304892
16	MANIPUR	27516	0	14400	0	12600	138002	0	192518
17	MEGHALAYA	90000	2000	3000	92125	13030	0	0	200155
18	MIZORAM	0	0	0	0	0	0	0	0
19	NAGALAND	10000	50000	72500	0	15657	0	0	148157
20	ODISHA	60000	510000	620000	0	1185000	150000	0	2525000
21	PUNJAB	0	502954	0	877000	740900	393900	0	2514754
22	RAJASTHAN	1146841	3983001	0	373393	69407	1814865	15000	7402507
23	SIKKIM	14358	81249	0	97613	56000	0	0	249220
24	TAMIL NADU	0	2193798	0	2479775	876843	0	0	5550416
25	TELANGANA	6000	44000	0	50000	0	0	0	100000
26	TRIPURA	0	1050	0	0	0	9	0	1059
27	UTTARAKHAND	140000	672001	0	405100	330057	50000	25000	1622158
28	UTTAR PRADESH	1390993	1903350	0	2876952	2404986	1442461	0	10018741
29	WEST BENGAL	950000	920000	0	0	2056697	1528062	0	5454759
	<b>TOTAL STATES</b>	<b>23533453</b>	<b>76975676</b>	<b>2625100</b>	<b>23470381</b>	<b>28499288</b>	<b>43851141</b>	<b>144000</b>	<b>199099038</b>
30	A & N ISLANDS	80000	120000	0	61200	34000	29000	0	324200
31	CHANDIGARH	12600	259800	0	150000	254500	11700	0	688600
32	DADRA & NAGAR HAVELI & DAMAN & DIU	0	300000	0	0	47000	582500	0	929500
33	DELHI	0	0	0	200000	1911900	500000	0	2611900
34	JAMMU & KASHMIR- UT	1881955	809255	0	10236141	301100	79000	0	13307451
35	LADAKH	0	0	0	115500	0	0	0	115500
36	LAKSHADWEEP	0	90000	0	7500	0	0	0	97500
37	PUDUCHERRY	0	49300	0	500	201971	0	0	251771
	<b>TOTAL U.T.</b>	<b>1974555</b>	<b>1628355</b>	<b>0</b>	<b>10770841</b>	<b>2750471</b>	<b>1202200</b>	<b>0</b>	<b>18326422</b>
	<b>TOTAL (STATE &amp; UTs)</b>	<b>25508008</b>	<b>78604031</b>	<b>2625100</b>	<b>34241222</b>	<b>31249759</b>	<b>45053341</b>	<b>144000</b>	<b>217425460</b>

**STATEMENT NO. 13 (b): BUDGETED EXPENDITURE ON EDUCATION OF THE EDUCATION DEPARTMENTS ACCORDING TO HEADS OF CHARGES FOR 2020-21 (BUDGET ESTIMATE) (LOANS AND ADVANCES ACCOUNT)**

(RUPEES IN THOUSANDS)

S. No.	STATE / UNION TERRITORY	ELEMENTARY TOTAL	SECONDARY TOTAL	ADULT TOTAL	UNIV. & HIGHER TOTAL	TECHNICAL TOTAL	GENERAL TOTAL	LANGUAGE TOTAL	TOTAL
(1)	(2)	(3)	(4)	(5)	(6)	(7)	(8)	(9)	(10)
1	ANDHRA PRADESH	0	0	0	0	0	0	0	0
2	ARUNACHAL PRADESH	0	0	0	0	0	0	0	0
3	ASSAM	0	0	0	0	0	0	0	0
4	BIHAR	0	0	0	0	0	0	0	0
5	CHHATTISGARH	0	0	0	0	0	0	0	0
6	GOA	0	0	0	0	0	0	0	0
7	GUJARAT	0	0	0	0	0	0	0	0
8	HARYANA	0	0	0	0	0	0	0	0
9	HIMACHAL PRADESH	0	0	0	1	0	0	0	1
10	JAMMU & KASHMIR	0	0	0	0	0	0	0	0
11	JHARKHAND	0	0	0	0	0	0	0	0
12	KARNATAKA	0	0	0	0	0	0	0	0
13	KERALA	0	0	0	0	0	0	0	0
14	MADHYA PRADESH	0	0	0	578401	0	0	0	578401
15	MAHARAHSTRA	0	0	0	0	0	0	0	0
16	MANIPUR	0	0	0	0	0	0	0	0
17	MEGHALAYA	0	0	0	0	0	0	0	0
18	MIZORAM	0	0	0	0	0	0	0	0
19	NAGALAND	0	0	0	0	0	0	0	0
20	ODISHA	0	0	0	0	0	0	0	0
21	PUNJAB	0	0	0	0	0	0	0	0
22	RAJASTHAN	0	0	0	0	0	0	0	0
23	SIKKIM	0	0	0	0	0	0	0	0
24	TAMIL NADU	0	0	0	1	0	0	0	1
25	TELANGANA	0	0	0	0	0	0	0	0
26	TRIPURA	0	0	0	0	0	0	0	0
27	UTTARAKHAND	0	0	0	0	0	0	0	0
28	UTTAR PRADESH	0	0	0	0	0	0	0	0
29	WEST BENGAL	0	0	0	0	0	0	0	0
<b>TOTAL STATES</b>		<b>0</b>	<b>0</b>	<b>0</b>	<b>578403</b>	<b>0</b>	<b>0</b>	<b>0</b>	<b>578403</b>
30	A & N ISLANDS	0	0	0	0	0	0	0	0
31	CHANDIGARH	0	0	0	0	0	0	0	0
32	DADRA & NAGAR HAVELI & DAMAN & DIU	0	0	0	0	0	0	0	0
33	DELHI	0	0	0	0	8008500	0	0	8008500
34	JAMMU & KASHMIR- UT	0	0	0	0	0	0	0	0
35	LADAKH	0	0	0	0	0	0	0	0
36	LAKSHADWEEP	0	0	0	0	0	0	0	0
37	PUDUCHERRY	0	0	0	0	0	0	0	0
<b>TOTAL U.T.</b>		<b>0</b>	<b>0</b>	<b>0</b>	<b>0</b>	<b>8008500</b>	<b>0</b>	<b>0</b>	<b>8008500</b>
<b>TOTAL (STATE &amp; UTs)</b>		<b>0</b>	<b>0</b>	<b>0</b>	<b>578403</b>	<b>8008500</b>	<b>0</b>	<b>0</b>	<b>8586903</b>

**STATEMENT NO.14: SECTOR-WISE EXPENDITURE ON EDUCATION BY EDUCATION DEPARTMENTS  
STATES/ UTs AND CENTRE FOR 2018-19 (ACTUAL) (REVENUE ACCOUNT)**

**(RUPEES IN THOUSANDS)**

S. No.	SECTOR	EXPENDITURE ON EDUCATION			%AGE TO TOTAL EXPENDITURE
		STATES/UT	CENTRE	TOTAL	
(1)	(2)	(3)	(4)	(5)	(6)
1	ELEMENTARY EDUCATION	1958892855	355471100	2314363955	46.87
2	SECONDARY EDUCATION	1602044217	124593300	1726637517	34.97
3	ADULT EDUCATION	5746470	576600	6323070	0.13
4	UNIVERSITY/DL/SCHLORSHIP	430366336	165535000	595901336	12.07
5	TECHNICAL EDUCATION	111375745	122931200	234306945	4.75
6	GENERAL EDUCATION	36048630	3467800	39516430	0.80
7	LANGUAGE DEVELOPMENT	15977122	4579100	20556222	0.42
	<b>TOTAL</b>	<b>4160451375</b>	<b>777154100</b>	<b>4937605475</b>	<b>100.00</b>

**STATEMENT NO.15: SECTOR-WISE EXPENDITURE ON EDUCATION BY EDUCATION DEPARTMENTS  
STATES/ UTs AND CENTRE FOR 2019-20 (REVISED ESTIMATE) (REVENUE ACCOUNT)**

**(RUPEES IN THOUSANDS)**

S. No.	SECTOR	EXPENDITURE ON EDUCATION			% TO TOTAL EXPENDITURE
		STATES/UT	CENTRE	TOTAL	
(1)	(2)	(3)	(4)	(5)	(6)
1	ELEMENTARY EDUCATION	2323072090	459911300	2782983390	48.66
2	SECONDARY EDUCATION	1748884059	105279700	1854163759	32.42
3	ADULT EDUCATION	5111782	122300	5234082	0.09
4	UNIVERSITY/DL/SCHLORSHIP	509464504	203460100	712924604	12.47
5	TECHNICAL EDUCATION	128984720	147760400	276745120	4.84
6	GENERAL EDUCATION	57422518	5169700	62592218	1.09
7	LANGUAGE DEVELOPMENT	19455019	4943700	24398719	0.43
	<b>TOTAL</b>	<b>4792394691</b>	<b>926647200</b>	<b>5719041891</b>	<b>100.00</b>

**STATEMENT NO.16: SECTOR-WISE EXPENDITURE ON EDUCATION BY EDUCATION DEPARTMENTS  
STATES/ UTs AND CENTRE FOR 2020-21 (BUDGET ESTIMATE) (REVENUE ACCOUNT)**

(RUPEES IN THOUSANDS)

S. No.	SECTOR	EXPENDITURE ON EDUCATION			% TO TOTAL EXPENDITURE
		STATES/UT	CENTRE	TOTAL	
(1)	(2)	(3)	(4)	(5)	(6)
1	ELEMENTARY EDUCATION	2622159828	500008000	3122167828	49.92
2	SECONDARY EDUCATION	1899175065	98103000	1997278065	31.94
3	ADULT EDUCATION	6377256	238000	6615256	0.11
4	UNIVERSITY/DL/SCHLORSHIP	536151482	205693100	741844582	11.86
5	TECHNICAL EDUCATION	145005764	155328000	300333764	4.80
6	GENERAL EDUCATION	54281290	6010800	60292090	0.96
7	LANGUAGE DEVELOPMENT	19848632	5359300	25207932	0.40
	<b>TOTAL</b>	<b>5282999318</b>	<b>970740200</b>	<b>6253739518</b>	<b>100.00</b>

**STATEMENT NO. 17 : BUDGET PROVISIONS FOR CENTRE & STATE EDUCATION DEPARTMENTS UNDER  
REVENUE ACCOUNT, CAPITAL ACCOUNT OUT -SIDE REVENUE ACCOUNT & LOANS AND  
ADVANCES ACCOUNT FOR 2018-19 (ACTUAL)**

(RUPEES IN THOUSANDS)

S. No.	STATE / UNION TERRITORY	REVENUE ACCOUNT			CAPITAL ACCOUNT OUT-SIDE REVENUE ACCOUNT		
		TOTAL BUDGET	EDUCATION DEPARTMENTS	%AGE OF COL (4) TO COL. (3)	TOTAL BUDGET	EDUCATION DEPARTMENTS	%AGE OF COL (7) TO COL. (6)
(1)	(2)	(3)	(4)	(5)	(6)	(7)	(8)
1	ANDHRA PRADESH	1285694530	180733453	14.06	199763340	1346993	0.67
2	ARUNACHAL PRADESH	124294760	12066266	9.71	57274300	1400385	2.45
3	ASSAM	568989960	128129308	22.52	110340810	373681	0.34
4	BIHAR	1248968050	155886174	12.48	210582500	9086644	4.32
5	CHHATTISGARH	644111740	109831664	17.05	89034530	4286765	4.81
6	GOA	110828480	19393923	17.50	21598420	1086717	5.03
7	GUJARAT	1327895800	229798747	17.31	280619000	6163274	2.20
8	HARYANA	771555440	116664554	15.12	153066020	3962688	2.59
9	HIMACHAL PRADESH	294286210	51212959	17.40	45843290	2426721	5.29
10	JAMMU & KASHMIR	560899800	74955707	13.36		759801	0.00
11	JHARKHAND	502554370	66791534	13.29	107105790	3199808	2.99
12	KARNATAKA	1642998520	232036120	14.12	346593220	10568879	3.05
13	KERALA	1103163920	179721344	16.29	74305390	4724677	6.36
14	MADHYA PRADESH	1415772070	244529951	17.27	294241920	7562904	2.57
15	MAHARAHSTRA	2670216590	480516107	18.00	350490520	3580248	1.02
16	MANIPUR	97487220	9841319	10.09	17306430	29143	0.17
17	MEGHALAYA	102559410	16926652	16.50	14172780	25602	0.18
18	MIZORAM	75055910	11166921	14.88	18684730	390452	2.09
19	NAGALAND	109199840	10205154	9.35	15955580	175963	1.10
20	ODISHA	853564060	131461111	15.40	234820820	3499928	1.49
21	PUNJAB	754037070	99147066	13.15	24122350	973200	4.03
22	RAJASTHAN	1667731850	286075119	17.15	196382030	4544212	2.31
23	SIKKIM	52265790	9046674	17.31	12913070	277880	2.15
24	TAMIL NADU	1972006000	300766691	15.25	243108370	6739798	2.77
25	TELANGANA	970830790	103912132	10.70	226405310	1029617	0.45
26	TRIPURA	118891960	22069315	18.56	14808720	104713	0.71
27	UTTARAKHAND	321960210	61910278	19.23	61844180	754090	1.22
28	UTTAR PRADESH	3017279560	443121478	14.69	624634080	7193718	1.15
29	WEST BENGAL	1563739070	254736219	16.29	237173190	3765335	1.59
	<b>TOTAL STATES</b>	<b>25948838980</b>	<b>4042653940</b>	<b>15.58</b>	<b>4283190690</b>	<b>90033836</b>	<b>2.10</b>
30	A & N ISLANDS	41805400	6018864	14.40		364864	0.00
31	CHANDIGARH	39461200	6403946	16.23		660104	0.00
32	DADRA & NAGAR HAVELI & DAMAN & DIU	21416000	2305993	10.77		883162	0.00
33	DELHI	368515730	93726525	25.43	32655930	1227450	3.76
34	JAMMU & KASHMIR- UT	0	0	0.00		0	0.00
35	LADAKH	0	0	0.00		0	0.00
36	LAKSHADWEEP	10941600	1364794	12.47		86041	0.00
37	PUDUCHERRY	63868730	7977313	12.49	3130540	12121	0.39
	<b>TOTAL U.T.</b>	<b>546008660</b>	<b>117797435</b>	<b>21.57</b>	<b>35786470</b>	<b>3233742</b>	<b>9.04</b>
	<b>TOTAL (STATE &amp; UTs)</b>	<b>26494847640</b>	<b>4160451375</b>	<b>15.70</b>	<b>4318977160</b>	<b>93267578</b>	<b>2.16</b>
	<b>CENTRE TOTAL</b>	<b>22615708100</b>	<b>777154100</b>	<b>3.44</b>	<b>3251159900</b>	<b>0</b>	<b>0.00</b>
	<b>GRAND TOTAL</b>	<b>49110555740</b>	<b>4937605475</b>	<b>10.05</b>	<b>7570137060</b>	<b>93267578</b>	<b>1.23</b>

**STATEMENT NO. 17 : BUDGET PROVISIONS FOR CENTRE & STATE EDUCATION DEPARTMENTS UNDER  
REVENUE ACCOUNT, CAPITAL ACCOUNT OUT -SIDE REVENUE ACCOUNT & LOANS AND  
ADVANCES ACCOUNT FOR 2018-19 (ACTUAL)**

(RUPEES IN THOUSANDS)

S. No.	STATE / UNION TERRITORY	LOANS AND ADVANCES ACCOUNT			TOTAL REVENUE, CAPITAL & LOANS AND ADVANCES		
		TOTAL BUDGET	EDUCATION DEPARTMENTS	%AGE OF COL (10) TO COL (9)	TOTAL BUDGET	EDUCATION DEPARTMENTS	%AGE OF COL (13) TO COL. (12)
(1)	(2)	(9)	(10)	(11)	(12)	(13)	(14)
1	ANDHRA PRADESH	18433280	0	0.00	1503891150	182080446	12.11
2	ARUNACHAL PRADESH	201670	0	0.00	181770730	13466651	7.41
3	ASSAM	3280700	0	0.00	682611470	128502989	18.83
4	BIHAR	14705590	0	0.00	1474256140	164972818	11.19
5	CHHATTISGARH	2404340	0	0.00	735550610	114118429	15.51
6	GOA	30970	0	0.00	132457870	20480640	15.46
7	GUJARAT	7127860	0	0.00	1615642660	235962021	14.60
8	HARYANA	1991660	0	0.00	926613120	120627242	13.02
9	HIMACHAL PRADESH	4679790	20000	0.43	344809290	53659680	15.56
10	JAMMU & KASHMIR		0	0.00	560899800	75715508	13.50
11	JHARKHAND	14855940	0	0.00	624516100	69991342	11.21
12	KARNATAKA	44872250	0	0.00	2034463990	242604999	11.92
13	KERALA	23228860	0	0.00	1200698170	184446021	15.36
14	MADHYA PRADESH	10896590	578400	5.31	1720910580	252671255	14.68
15	MAHARAHSTRA	15451730	0	0.00	3036158840	484096355	15.94
16	MANIPUR	1330	0	0.00	114794980	9870462	8.60
17	MEGHALAYA	894890	0	0.00	117627080	16952253	14.41
18	MIZORAM	405200	0	0.00	94145840	11557373	12.28
19	NAGALAND	52760	0	0.00	125208180	10381117	8.29
20	ODISHA	11703090	0	0.00	1100087970	134961039	12.27
21	PUNJAB	13610550	0	0.00	791769970	100120266	12.65
22	RAJASTHAN	11130950	0	0.00	1875244830	290619331	15.50
23	SIKKIM	465680	0	0.00	65644540	9324554	14.20
24	TAMIL NADU	64780350	1378526	2.13	2279894720	308885015	13.55
25	TELANGANA	87062380	0	0.00	1284298480	104941749	8.17
26	TRIPURA	11200	0	0.00	133711880	22174028	16.58
27	UTTARAKHAND	1834830	0	0.00	385639220	62664368	16.25
28	UTTAR PRADESH	63026380	0	0.00	3704940020	450315196	12.15
29	WEST BENGAL	8654930	0	0.00	1809567190	258501554	0.00
	<b>TOTAL STATES</b>	<b>340427580</b>	<b>1976926</b>	<b>0.58</b>	<b>30572457250</b>	<b>4134664702</b>	<b>13.52</b>
30	A & N ISLANDS	0	0	0.00	41805400	6383728	15.27
31	CHANDIGARH	0	0	0.00	39461200	7064050	17.90
32	DADRA & NAGAR HAVELI & DAMAN & DIU	0	0	0.00	21416000	3189155	14.89
33	DELHI	24023690	4840913	20.15	425195350	99794888	23.47
34	JAMMU & KASHMIR- UT	0	0	0.00	0	0	0.00
35	LADAKH	0	0	0.00	0	0	0.00
36	LAKSHADWEEP	0	0	0.00	10941600	1450835	13.26
37	PUDUCHERRY	30760	0	0.00	67030030	7989434	11.92
	<b>TOTAL U.T.</b>	<b>24054450</b>	<b>4840913</b>	<b>20.12</b>	<b>605849580</b>	<b>125872090</b>	<b>20.78</b>
	<b>TOTAL (STATE &amp; UTs)</b>	<b>364482030</b>	<b>6817839</b>	<b>1.87</b>	<b>31178306830</b>	<b>4260536792</b>	<b>13.67</b>
	<b>CENTRE TOTAL</b>	<b>821361800</b>	<b>0</b>	<b>0.00</b>	<b>26688229800</b>	<b>777154100</b>	<b>2.91</b>
	<b>GRAND TOTAL</b>	<b>1184266380</b>	<b>6817839</b>	<b>0.58</b>	<b>57864959180</b>	<b>5037690892</b>	<b>8.71</b>



**STATEMENT NO. 18: BUDGET PROVISIONS FOR CENTRE & STATE EDUCATION DEPARTMENTS UNDER  
REVENUE ACCOUNT, CAPITAL ACCOUNT OUT -SIDE REVENUE ACCOUNT & LOANS AND  
ADVANCES ACCOUNT FOR 2019-20 (REVISED ESTIMATE)**

(RUPEES IN THOUSANDS)

S. No.	STATE / UNION TERRITORY	REVENUE ACCOUNT			CAPITAL ACCOUNT OUT-SIDE REVENUE ACCOUNT		
		TOTAL BUDGET	EDUCATION DEPARTMENTS	%AGE OF COL (4) TO COL. (3)	TOTAL BUDGET	EDUCATION DEPARTMENTS	%AGE OF COL (7) TO COL. (6)
(1)	(2)	(3)	(4)	(5)	(6)	(7)	(8)
1	ANDHRA PRADESH	1375180660	192307518	13.98	128454920	2490688	1.94
2	ARUNACHAL PRADESH	129722090	13911580	10.72	44454210	899461	2.02
3	ASSAM	922137610	170607178	18.50	227244540	3952838	1.74
4	BIHAR	1698461350	207968543	12.24	386763560	17545782	4.54
5	CHHATTISGARH	851253030	146060571	17.16	117371970	6074928	5.18
6	GOA	132459180	19713428	14.88	42678520	2955471	6.92
7	GUJARAT	1486855500	242801301	16.33	271845100	5325983	1.96
8	HARYANA	922561030	140217970	15.20	144890810	4473400	3.09
9	HIMACHAL PRADESH	363366260	64499176	17.75	59434110	2658164	4.47
10	JAMMU & KASHMIR	595778500	46277102	7.77		2121771	0.00
11	JHARKHAND	663170890	97590664	14.72	128639200	2786600	2.17
12	KARNATAKA	1769703830	270803167	15.30	369296980	11046360	2.99
13	KERALA	1165168480	181713763	15.60	80133900	3044196	3.80
14	MADHYA PRADESH	1512590640	260260642	17.21	291593230	9690492	3.32
15	MAHARAHSTRA	3413238780	627747351	18.39	463173330	2715864	0.59
16	MANIPUR	136115300	13508653	9.92	29587680	488698	1.65
17	MEGHALAYA	136994760	19531991	14.26	17302980	109145	0.63
18	MIZORAM	104053910	13800001	13.26	15721530	131981	0.84
19	NAGALAND	126153010	12716784	10.08	18656190	160145	0.86
20	ODISHA	1056107320	142946534	13.54	236551950	2480461	1.05
21	PUNJAB	866020860	111069789	12.83	196413030	974935	0.50
22	RAJASTHAN	1847565990	319580180	17.30	176887340	5080324	2.87
23	SIKKIM	69612810	11551507	16.59	12791490	459000	3.59
24	TAMIL NADU	2169325100	333474307	15.37	312208870	5711988	1.83
25	TELANGANA	1108247730	92348247	8.33	131657180	150000	0.11
26	TRIPURA	158188100	23990118	15.17	14800260	22831	0.15
27	UTTARAKHAND	354817120	63617799	17.93	64939380	1480013	2.28
28	UTTAR PRADESH	3439832770	539262173	15.68	790109090	14929593	1.89
29	WEST BENGAL	1694300000	284168671	16.77	268700000	3849553	1.43
<b>TOTAL STATES</b>		<b>30268982610</b>	<b>4664046708</b>	<b>15.41</b>	<b>5042301350</b>	<b>113810665</b>	<b>2.26</b>
30	A & N ISLANDS	497958000	6262000	1.26		352700	0.00
31	CHANDIGARH	419369000	6789600	1.62		463900	0.00
32	DADRA & NAGAR HAVELI & DAMAN & DIU	195007000	2807150	1.44		804700	0.00
33	DELHI	422080950	102763701	24.35	65118650	1343500	2.06
34	JAMMU & KASHMIR- UT	112988000	0	0.00		0	0.00
35	LADAKH		0	0.00			0.00
36	LAKSHADWEEP	112988000	1366000	1.21		0	0.00
37	PUDUCHERRY	72886630	8359532	11.47	4432120		0.00
<b>TOTAL U.T.</b>		<b>1833277580</b>	<b>128347983</b>	<b>7.00</b>	<b>65118650</b>	<b>3121151</b>	<b>4.79</b>
<b>TOTAL (STATE &amp; UTs)</b>		<b>32102260190</b>	<b>4792394691</b>	<b>14.93</b>	<b>5107420000</b>	<b>116931816</b>	<b>2.29</b>
<b>CENTRE TOTAL</b>		<b>26537647200</b>	<b>926647200</b>	<b>3.49</b>	<b>4071275100</b>	<b>0</b>	<b>0.00</b>
<b>GRAND TOTAL</b>		<b>58639907390</b>	<b>5719041891</b>	<b>9.75</b>	<b>9178695100</b>	<b>116931816</b>	<b>1.27</b>

**STATEMENT NO. 18: BUDGET PROVISIONS FOR CENTRE & STATE EDUCATION DEPARTMENTS UNDER  
REVENUE ACCOUNT, CAPITAL ACCOUNT OUT -SIDE REVENUE ACCOUNT & LOANS AND  
ADVANCES ACCOUNT FOR 2019-20 (REVISED ESTIMATE)**

(RUPEES IN THOUSANDS)

S. No.	STATE / UNION TERRITORY	LOANS AND ADVANCES ACCOUNT			TOTAL REVENUE, CAPITAL & LOANS AND ADVANCES		
		TOTAL BUDGET	EDUCATION DEPARTMENTS	%AGE OF COL (10) TO COL (9)	TOTAL BUDGET	EDUCATION DEPARTMENTS	%AGE OF COL (13) TO COL (12)
(1)	(2)	(9)	(10)	(11)	(12)	(13)	(14)
1	ANDHRA PRADESH	53562810	0	0.00	1557198390	194798206	12.51
2	ARUNACHAL PRADESH	201750	0	0.00	174378050	14811041	8.49
3	ASSAM	4678940	0	0.00	1154061090	174560016	15.13
4	BIHAR	15695130	0	0.00	2100920040	225514325	10.73
5	CHHATTISGARH	2054610	0	0.00	970679610	152135499	15.67
6	GOA	377720	0	0.00	175515420	22668899	12.92
7	GUJARAT	7283160	0	0.00	1765983760	248127284	14.05
8	HARYANA	2604230	0	0.00	1070056070	144691370	13.52
9	HIMACHAL PRADESH	7067180	10001	0.14	429867550	67167341	15.63
10	JAMMU & KASHMIR		0	0.00	595778500	48398873	8.12
11	JHARKHAND	15552780	0	0.00	807362870	100377264	12.43
12	KARNATAKA	24500740	0	0.00	2163501550	281849527	13.03
13	KERALA	11126850	0	0.00	1256429230	184757959	14.71
14	MADHYA PRADESH	8771700	462720	5.28	1812955570	270413854	14.92
15	MAHARAHSTRA	31456570	0	0.00	3907868680	630463215	16.13
16	MANIPUR	12000	0	0.00	165714980	13997351	8.45
17	MEGHALAYA	3559610	0	0.00	157857350	19641136	12.44
18	MIZORAM	872250	0	0.00	120647690	13931982	11.55
19	NAGALAND	94810	0	0.00	144904010	12876929	8.89
20	ODISHA	11270740	0	0.00	1303930010	145426995	11.15
21	PUNJAB	8208730	0	0.00	1070642620	112044724	10.47
22	RAJASTHAN	23337820	0	0.00	2047791150	324660504	15.85
23	SIKKIM	124700	0	0.00	82529000	12010507	14.55
24	TAMIL NADU	42386420	1	0.00	2523920390	339186296	13.44
25	TELANGANA	88960180	0	0.00	1328865090	92498247	6.96
26	TRIPURA	37750	0	0.00	173026110	24012949	13.88
27	UTTARAKHAND	2295440	0	0.00	422051940	65097812	15.42
28	UTTAR PRADESH	33578920	0	0.00	4263520780	554191767	13.00
29	WEST BENGAL	15650000	0	0.00	1978650000	288018224	14.56
<b>TOTAL STATES</b>		<b>415323540</b>	<b>472722</b>	<b>0.11</b>	<b>35726607500</b>	<b>4778330096</b>	<b>13.37</b>
30	A & N ISLANDS	0	0	0.00	497958000	6614700	1.33
31	CHANDIGARH	0	0	0.00	419369000	7253500	1.73
32	DADRA & NAGAR HAVELI & DAMAN & DIU	0	0	0.00	195007000	3611850	1.85
33	DELHI	32689300	5713500	17.48	519888900	109820701	21.12
34	JAMMU & KASHMIR- UT	0	0	0.00	112988000	0	0.00
35	LADAKH		0	0.00	0	0	0.00
36	LAKSHADWEEP		0	0.00	112988000	1366000	1.21
37	PUDUCHERRY	91250	0	0.00	77410000	8359532	10.80
<b>TOTAL U.T.</b>		<b>32780550</b>	<b>5713500</b>	<b>17.43</b>	<b>1931176780</b>	<b>137182634</b>	<b>7.10</b>
<b>TOTAL (STATE &amp; UTs)</b>		<b>448104090</b>	<b>6186222</b>	<b>1.38</b>	<b>37657784280</b>	<b>4915512730</b>	<b>13.05</b>
<b>CENTRE TOTAL</b>		<b>946636500</b>	<b>0</b>	<b>0.00</b>	<b>3155558800</b>	<b>926647200</b>	<b>2.94</b>
<b>GRAND TOTAL</b>		<b>1394740590</b>	<b>6186222</b>	<b>0.44</b>	<b>69213343080</b>	<b>5842159930</b>	<b>8.44</b>

**STATEMENT NO. 19: BUDGET PROVISIONS FOR CENTRE & STATE EDUCATION DEPARTMENTS UNDER  
REVENUE ACCOUNT, CAPITAL ACCOUNT OUT -SIDE REVENUE ACCOUNT & LOANS AND  
ADVANCES ACCOUNT FOR 2020-21 (BUDGET ESTIMATE)**

(RUPEES IN THOUSANDS)

S. No.	STATE / UNION TERRITORY	REVENUE ACCOUNT			CAPITAL ACCOUNT OUT-SIDE REVENUE ACCOUNT		
		TOTAL BUDGET	EDUCATION DEPARTMENTS	%AGE OF COL (4) TO COL (3)	TOTAL BUDGET	EDUCATION DEPARTMENTS	%AGE OF COL (7) TO COL. (6)
(1)	(2)	(3)	(4)	(5)	(6)	(7)	(8)
1	ANDHRA PRADESH	1803926470	193837509	10.75	299076160	36920422	12.34
2	ARUNACHAL PRADESH	142139010	13934524	9.80	71149450	1713000	2.41
3	ASSAM	827769780	164014626	19.81	185205360	4552590	2.46
4	BIHAR	1647511900	185244363	11.24	387445870	46559600	12.02
5	CHHATTISGARH	813999460	160947280	19.77	138141150	7613396	5.51
6	GOA	147274230	20857544	14.16	49413940	3017982	6.11
7	GUJARAT	1616580700	249470226	15.43	333714300	10899867	3.27
8	HARYANA	1053380930	171272409	16.26	132013650	17660000	13.38
9	HIMACHAL PRADESH	391228490	70950463	18.14	62550340	2858401	4.57
10	JAMMU & KASHMIR	626638610	0	0.00		0	0.00
11	JHARKHAND	733159400	115620429	15.77	86531370	1217100	1.41
12	KARNATAKA	1797764420	280859907	15.62	430591400	14487500	3.36
13	KERALA	1298373670	191645127	14.76	129132240	3663502	2.84
14	MADHYA PRADESH	1541103690	293708579	19.06	283502780	10651342	3.76
15	MAHARAHSTRA	3569675770	684328183	19.17	451239670	1304892	0.29
16	MANIPUR	160910800	16486778	10.25	33561780	192518	0.57
17	MEGHALAYA	144275820	18853808	13.07	23824530	200155	0.84
18	MIZORAM	90218490	14102797	15.63	1320860	0	0.00
19	NAGALAND	136235400	13631370	10.01	23768970	148157	0.62
20	ODISHA	1147908600	157301449	13.70	265131390	2525000	0.95
21	PUNJAB	957160430	122639035	12.81	102795790	2514754	2.45
22	RAJASTHAN	1857500280	348752850	18.78	216189460	7402507	3.42
23	SIKKIM	73435960	11818775	16.09	16639920	249220	1.50
24	TAMIL NADU	2409927840	371606758	15.42	363677800	5550416	1.53
25	TELANGANA	1386698160	107459259	7.75	220611800	100000	0.05
26	TRIPURA	172521170	23633596	13.70	19081180	1059	0.01
27	UTTARAKHAND	423896710	76081819	17.95	73825620	1622158	2.20
28	UTTAR PRADESH	3951169560	618039029	15.64	812094890	10018741	1.23
29	WEST BENGAL	1793980000	313344490	17.47	310470000	5454759	1.76
<b>TOTAL STATES</b>		<b>32716365750</b>	<b>5010442982</b>	<b>15.31</b>	<b>5522701670</b>	<b>199099038</b>	<b>3.61</b>
30	A & N ISLANDS	45419000	6641500	14.62	0	324200	0.00
31	CHANDIGARH	43009600	8747930	20.34	0	688600	0.00
32	DADRA & NAGAR HAVELI & DAMAN & DIU	14281000	3191200	22.35	0	929500	0.00
33	DELHI	480704700	121484539	25.27	99988000	2611900	2.61
34	JAMMU & KASHMIR- UT	0	110573282	0.00		13307451	0.00
35	LADAKH	23317200	12321600	52.84	0	115500	0.00
36	LAKSHADWEEP	11483400	1241000	10.81	0	97500	0.00
37	PUDUCHERRY	77150000	8355285	10.83	3715140	251771	6.78
<b>TOTAL U.T.</b>		<b>627828150</b>	<b>272556336</b>	<b>43.41</b>	<b>99988000</b>	<b>18326422</b>	<b>18.33</b>
<b>TOTAL (STATE &amp; UTs)</b>		<b>33344193900</b>	<b>5282999318</b>	<b>15.84</b>	<b>5622689670</b>	<b>217425460</b>	<b>3.87</b>
<b>CENTRE TOTAL</b>		<b>29407390800</b>	<b>970740200</b>	<b>3.30</b>	<b>3814320000</b>	<b>0</b>	<b>0.00</b>
<b>GRAND TOTAL</b>		<b>62751584700</b>	<b>6253739518</b>	<b>9.97</b>	<b>9437009670</b>	<b>217425460</b>	<b>2.30</b>

**STATEMENT NO. 19: BUDGET PROVISIONS FOR CENTRE & STATE EDUCATION DEPARTMENTS UNDER REVENUE ACCOUNT, CAPITAL ACCOUNT OUT -SIDE REVENUE ACCOUNT & LOANS AND ADVANCES ACCOUNT FOR 2020-21 (BUDGET ESTIMATE)**

(RUPEES IN THOUSANDS)

S. No.	STATE / UNION TERRITORY	LOANS AND ADVANCES ACCOUNT			TOTAL REVENUE, CAPITAL & LOANS AND ADVANCES		
		TOTAL BUDGET	EDUCATION DEPARTMENTS	%AGE OF COL (10) TO COL (9)	TOTAL BUDGET	EDUCATION DEPARTMENTS	%AGE OF COL (13) TO COL. (12)
(1)	(2)	(9)	(10)	(11)	(12)	(13)	(14)
1	ANDHRA PRADESH	5538110	0	0.00	2108540740	230757931	10.94
2	ARUNACHAL PRADESH	71400	0	0.00	213359860	15647524	7.33
3	ASSAM	3162800	0	0.00	1016137940	168567216	16.59
4	BIHAR	12304450	0	0.00	2047262220	231803963	11.32
5	CHHATTISGARH	4355520	0	0.00	956496130	168560676	17.62
6	GOA	705810	0	0.00	197393980	23875526	12.10
7	GUJARAT	7264580	0	0.00	1957559580	260370093	13.30
8	HARYANA	2694160	0	0.00	1188088740	188932409	15.90
9	HIMACHAL PRADESH	3594460	1	0.00	457373290	73808865	16.14
10	JAMMU & KASHMIR		0	0.00	626638610	0	0.00
11	JHARKHAND	16439690	0	0.00	836130460	116837529	13.97
12	KARNATAKA	34524700	0	0.00	2262880520	295347407	13.05
13	KERALA	15147120	0	0.00	1442653030	195308629	13.54
14	MADHYA PRADESH	15364070	578401	3.76	1839970540	304938322	16.57
15	MAHARAHSTRA	22929500	0	0.00	4043844940	685633075	16.95
16	MANIPUR	30000	0	0.00	194502580	16679296	8.58
17	MEGHALAYA	1026100	0	0.00	169126450	19053963	11.27
18	MIZORAM	31000	0	0.00	91570350	14102797	15.40
19	NAGALAND	35040	0	0.00	160039410	13779527	8.61
20	ODISHA	11240020	0	0.00	1424280010	159826449	11.22
21	PUNJAB	8818200	0	0.00	1068774420	125153789	11.71
22	RAJASTHAN	7397810	0	0.00	2081087550	356155357	17.11
23	SIKKIM	117120	0	0.00	90193000	12067995	13.38
24	TAMIL NADU	67251880	1	0.00	2840857520	377157175	13.28
25	TELANGANA	156621970	0	0.00	1763931930	107559259	6.10
26	TRIPURA	20250	0	0.00	191622600	23634655	12.33
27	UTTARAKHAND	2514300	0	0.00	500236630	77703977	15.53
28	UTTAR PRADESH	16368500	0	0.00	4779632950	628057770	13.14
29	WEST BENGAL	9430000	0	0.00	2113880000	318799249	15.08
<b>TOTAL STATES</b>		<b>424998560</b>	<b>578403</b>	<b>0.14</b>	<b>38664065980</b>	<b>5210120423</b>	<b>13.48</b>
30	A & N ISLANDS	0	0	0.00	45419000	6965700	15.34
31	CHANDIGARH	0	0	0.00	43009600	9436530	21.94
32	DADRA & NAGAR HAVELI & DAMAN & DIU	0	0	0.00	14281000	4120700	28.85
33	DELHI	34196300	8008500	23.42	614889000	132104939	21.48
34	JAMMU & KASHMIR- UT	0	0	0.00	0	123880733	0.00
35	LADAKH		0	0.00	23317200	12437100	53.34
36	LAKSHADWEEP		0	0.00	11483400	1338500	11.66
37	PUDUCHERRY	55010	0	0.00	80920150	8607056	10.64
<b>TOTAL U.T.</b>		<b>34251310</b>	<b>8008500</b>	<b>23.38</b>	<b>762067460</b>	<b>298891258</b>	<b>39.22</b>
<b>TOTAL (STATE &amp; UTs)</b>		<b>459249870</b>	<b>8586903</b>	<b>1.87</b>	<b>39426133440</b>	<b>5509011681</b>	<b>13.97</b>
<b>CENTRE TOTAL</b>		<b>914241700</b>	<b>0</b>	<b>0.00</b>	<b>34135952500</b>	<b>970740200</b>	<b>2.84</b>
<b>GRAND TOTAL</b>		<b>1373491570</b>	<b>8586903</b>	<b>0.63</b>	<b>73562085940</b>	<b>6479751881</b>	<b>8.81</b>