

**ANALYSIS OF
BUDGETED EXPENDITURE
ON EDUCATION
2016-17 to 2018-19**



सत्यमेव जयते

**GOVERNMENT OF INDIA
MINISTRY OF EDUCATION
(DEPARTMENT OF HIGHER EDUCATION)
PLANNING, MONITORING AND STATISTICS BUREAU
NEW DELHI
2021**

**ANALYSIS OF
BUDGETED EXPENDITURE
ON EDUCATION
2016-17 to 2018-19**



सत्यमेव जयते

**GOVERNMENT OF INDIA
MINISTRY OF EDUCATION
(DEPARTMENT OF HIGHER EDUCATION)
PLANNING, MONITORING AND STATISTICS BUREAU
NEW DELHI
2021**

**LIST OF OFFICERS INVOLVED IN PUBLICATION
“ANALYSIS OF BUDGETED EXPENDITURE ON EDUCATION
2016-17 TO 2018-19”**

MINISTRY OF EDUCATION

1. Shri Madan Mohan, Additional Director General (HE)
2. Shri Joseph CF, Director
3. Dr. Archana Shukla, Deputy Director
4. Ms. Diksha Sachdeva, Assistant Director
5. Shri Vishal Mani Bhatt, SSO
6. Shri Jai Bhagwan, JSO
7. Shri Devender Kumar, JSO
8. Shri Ranjan Abhishek, JSO

**TECHNICAL SUPPORT GROUP -HIGHER EDUCATION STATISTICS AND
PUBLIC INFORMATION SYSTEM**

1. Dr. Pravin Kumar, Consultant
2. Ms. Esther Jean Dungdung, Administrative Assistant
3. Shri Gaurav Sharma, Administrative Assistant
4. Shri Sanjeev Kumar, Data Entry Operator
5. Shri Vikas Mehta, Data Entry Operator

PREFACE

The Analysis of Budgeted Expenditure on Education is an annual publication of Ministry of Education (MoE) which provides comprehensive and sector wise expenditure on education i.e. Elementary, Secondary, University & Higher, Technical, and Adult Education & Language Development. The expenditure on education are culled out from budget documents of various Ministries/Departments and State/UTs. The expenditure incurred on Centrally Sponsored Scheme of the Ministries/Departments of the Central Government is included in the Central Budget and therefore, to avoid double counting, same has been excluded from the State's Budget. This publication also presents the Sector-wise public expenditure on education as percentage of GDP for the years 2016-17 to 2018-19. It also includes the public expenditure on education by education and other departments as percentage of GDP from 2000-2001 to 2018-19 representing total expenditure incurred by Centre and States on education.

I extend my gratitude to all the States and UTs who have provided Budget document to this Ministry. I also appreciate all the officers, staff and TSG-HESPIS for putting in the huge exercise of compilation work for bringing out this publication. I hope this publication would be useful for various stakeholders, policy makers and researchers. Any suggestion for improvement for this publication will be appreciated.

CONTENTS

A. ANALYSIS OF BUDGETED EXPENDITURE ON EDUCATION		1 - 10
1	Introduction	1
2	Analysis of Budgeted Expenditure	3
3	Expenditure on Education as percentage of Gross Domestic Product (GDP)/Gross State Domestic Product (GSDP)	7
4	Explanatory note on Sector-wise Expenditure on Education	9
B. ANALYTICAL TABLES		14-22
Table No.	Description	
1	Budgeted Expenditure on Education by Education Departments and other Departments (Revenue + Capital + Loans & Advances)	14
2	Budgeted Expenditure on Education and Training (Revenue Account)	15
3	Budgeted Expenditure on Education by Ministry of Education of Central Government (Revenue Account)	16
4	Public Expenditure on Education as percentage of GDP from 2000-01 to 2018-19	17
5	Public Expenditure on Education as percentage of GDP Sector-wise (Estimated)	18
6(a)	Relationship between Budgeted Expenditure on Education and Gross State Domestic Product (GSDP) of States and UTs during 2016-17 (Actual)	19
6(b)	Relationship between Budgeted Expenditure on Education and Gross State Domestic Product (GSDP) of States & UTs during 2017-18 (Revised Estimate)	20
6(c)	Relationship between Budgeted Expenditure on Education and Gross State Domestic Product (GSDP) of States & UTs during 2018-19 (Budget Estimate)	21
7	Total Budget (State & Centre) Revenue, Capital and Loans & advances	22
C. STATISTICAL STATEMENTS		26-111
Statement No.	Description	
1	Budgeted Provision for Education & Training at the Centre (Revenue Account)- Total	26
1a	Education (Revenue Account)	27
1b	Training (Revenue Account)	28
2(a)	Budgeted Expenditure on Education & Training by Education and Other departments for 2016-17 (Actual) (Revenue Account)	29
2(b)	Budgeted Expenditure on Education & Training by Education and Other departments (Revenue Account) for 2017-18 (Revised Estimate)	30

2(c)	Budgeted Expenditure on Education & Training by Education and Other departments (Revenue Account) for 2018-19 (Budget Estimate)	31
3	Total State Budget and Expenditure on Education and Training (Revenue Account)	32
4	Budgeted Expenditure on Elementary Education (Revenue Account)- Total Expenditure	33
4.1	Direction, Inspection & Administration (Revenue Account)	34
4.2	Government Primary Schools (Revenue Account)	35
4.3	Assistance to Non-Govt. Primary Schools (Revenue Account)	36
4.4	Assistance to Local Bodies for Primary Education (Revenue Account)	37
4.5	Teacher's Training (Revenue Account)	38
4.6	Scholarships (Revenue Account)	39
4.7	Text Books (Revenue Account)	40
4.8	Non-Formal Education (Revenue Account)	41
4.9	Mid Day Meal (State Share) (Revenue Account)	42
4.10	SSA (Revenue Account)	43
4.11	Finance Commission Recommendation (Revenue Account)	44
4.12	Other Expenditure (Revenue Account)	45
5	Budgeted Expenditure on Secondary Education (Revenue Account)- Total Expenditure	46
5.1	Direction, Inspection & Administration (Revenue Account)	47
5.2	Government Secondary Schools (Revenue Account)	48
5.3	Assistance to Non-Govt. Secondary Schools (Revenue Account)	49
5.4	Assistance to Local Bodies for Secondary Schools (Revenue Account)	50
5.5	Scholarships (Revenue Account)	51
5.6	Teacher's Training (Revenue Account)	52
5.7	Text Books (Revenue Account)	53
5.8	Vocational Education (Revenue Account)	54
5.9	Other Expenditure (Revenue Account)	55
6	Budgeted Expenditure on Adult Education (Revenue Account)- Total Expenditure	56
6.1	Direction & Administration (Revenue Account)	57
6.2	Rural Functional Literacy Programme (Revenue Account)	58
6.3	State Adult Education Programme (Revenue Account)	59

6.4	Other Adult Education Programme (Revenue Account)	60
6.5	Other Expenditure (Revenue Account)	61
7	Budgeted Expenditure on University/Scholarship/DL Education (Revenue Account)- Total Expenditure	62
7.1	Direction & Administration (Revenue Account)	63
7.2	Assistance to Universities (Revenue Account)	64
7.3	Government Colleges (Revenue Account)	65
7.4	Assistance to Non-Govt. Colleges (Revenue Account)	66
7.5	Scholarships (Revenue Account)	67
7.6	Other Expenditure (Revenue Account)	68
8	Budgeted Expenditure on Technical Education (Revenue Account)- Total Expenditure	69
8.1	Direction & Administration (Revenue Account)	70
8.2	Technical Schools (Revenue Account)	71
8.3	Polytechnics (Revenue Account)	72
8.4	Assistance to Universities for Technical Education (Revenue Account)	73
8.5	Assistance to Non-Govt. Colleges and Institutions (Revenue Account)	74
8.6	Engineering Colleges and Institutions (Revenue Account)	75
8.7	Scholarships (Revenue Account)	76
8.8	Training (Revenue Account)	77
8.9	Other Expenditure (Revenue Account)	78
9	Budgeted Expenditure on General Education (Revenue Account)- Total Expenditure	79
9.1	Direction & Administration (Revenue Account)	80
9.2	Scholarships (Revenue Account)	81
9.3	Research (Revenue Account)	82
9.4	Training (Revenue Account)	83
9.5	Other Expenditure (Revenue Account)	84
10	Budgeted Expenditure on Language Education (Revenue Account)- Total Expenditure	85
10.1	Direction & Administration (Revenue Account)	86
10.2	Promotion of Modern Indian Languages & Literature (Revenue Account)	87
10.3	Sanskrit Education (Revenue Account)	88

10.4	Commercial Institutes (Revenue Account)	89
10.5	Other Expenditure (Revenue Account)	90
11	Budgeted Expenditure on Education of the Education Departments according to Heads of Charges (Revenue Account) for 2016-17 (Actual)	91-92
11(a)	Budgeted Expenditure on Education of the Education Departments according to Heads of Charges (Capital Account) for 2016-17 (Actual)	93
11(b)	Budgeted Expenditure on Education of the Education Departments according to Heads of Charges (Loans and Advances Account) for 2016-17 (Actual)	94
12	Budgeted Expenditure on Education of the Education Departments according to Heads of Charges (Revenue Account) for 2017-18 (Revised Estimate)	95-96
12(a)	Budgeted Expenditure on Education of the Education Departments according to Heads of Charges (Capital Account) for 2017-18 (Revised Estimate)	97
12(b)	Budgeted Expenditure on Education of the Education Departments according to Heads of Charges (Loans and Advances Account) for 2017-18 (Revised Estimate)	98
13	Budgeted Expenditure on Education of the Education Departments according to Heads of Charges (Revenue Account) for 2018-19 (Budget Estimate)	99-100
13(a)	Budgeted Expenditure on Education of the Education Departments according to Heads of Charges (Capital Account) for 2018-19 (Budget Estimate)	101
13(b)	Budgeted Expenditure on Education of the Education Departments according to Heads of Charges (Loans and Advances Account) for 2018-19 (Budget Estimate)	102
14	Sector-wise Expenditure on Education by Education Departments States/ UTs and Centre for 2016-17 (Actual) (Revenue Account)	103
15	Sector-wise Expenditure on Education by Education Departments States/ UTs and Centre for 2017-18 (Revised Estimate) (Revenue Account)	104
16	Sector-wise Expenditure on Education by Education Departments States/ UTs and Centre for 2018-19 (Budget Estimate) (Revenue Account)	105
17	Budget Provisions for Centre & State Education Departments under Revenue Account, Capital Account Out-Side Revenue Account & Loans and Advances Account for 2016-17 (Actual)	106-107
18	Budget Provisions for Centre & State Education Departments under Revenue Account, Capital Account Out -Side Revenue Account & Loans and Advances Account for 2017-18 (Revised Estimate)	108-109
19	Budget Provisions for Centre & State Education Departments under Revenue Account, Capital Account Out -Side Revenue Account & Loans and Advances Account for 2018-19 (Budget Estimate)	110-111

ANALYSIS OF BUDGETED EXPENDITURE ON EDUCATION

1. INTRODUCTION

1.1 This publication gives the details of the public expenditure budgeted by the education departments of the States/UTs and the Centre for various sub-sectors of Education. Departments other than the Department of Education also incur some expenditure on education and an effort has been made to include the budget estimates of their expenditure on education in order to get the complete picture of public expenditure on education in the country. The expenditure of other departments also includes the expenditure on training and research and development activities.

1.2 The total amount of budget provisions on the revenue account made for education for the year 2018-19 by education departments for the States/UTs and the Centre works out to Rs. 539351.41 crore (Rs. 454341.12 crore in State Sector and Rs. 85010.29 crore in the Central sector) which is 10.94% more than the revised estimates of Rs. 486164.20 crore for 2017-18. This amount constitutes 10.27% of the total budget provisions made on the revenue account in the States and at the Centre.

1.3 Apart from the revenue account, the Education Departments of States/UTs also make some provisions for capital works. The total budget estimates on the capital accounts (including loans) accounted for Rs. 17046.97 crore. Taking into account both the revenue as well as the capital account, the total budget estimates for education for 2018-19 of the State Education Departments and the Education Departments of the Centre works out to Rs. 556305.54 crore, (which is 9.06% of the total budget estimates).

1.4 The total budgeted expenditure (Revenue Account) for 2018-19 on education made by the departments other than Department of Education works out to Rs. 245662.93 crore. Accordingly the expenditure on Education by all the Departments/the total budgeted expenditure for education is given in the following table.

Expenditure on Education 2018-19 Budget Estimate (Revenue Account)

	Centre	States/UTs	Total
Expenditure (Rs. in crore)	180374.06	604640.28	785014.34
Percentage Share with respect to total	22.98 %	77.02 %	100 %

1.5 It is observed from the table that the States/UTs are contributing about 77% of the total revenue expenditure on education in the country while centre contributes about 23% to the education sector as a whole. The total revenue account of Rs. 785014.34 crore constitutes 14.94% of the total budget of the Centre and the States/UTs for 2018-19.

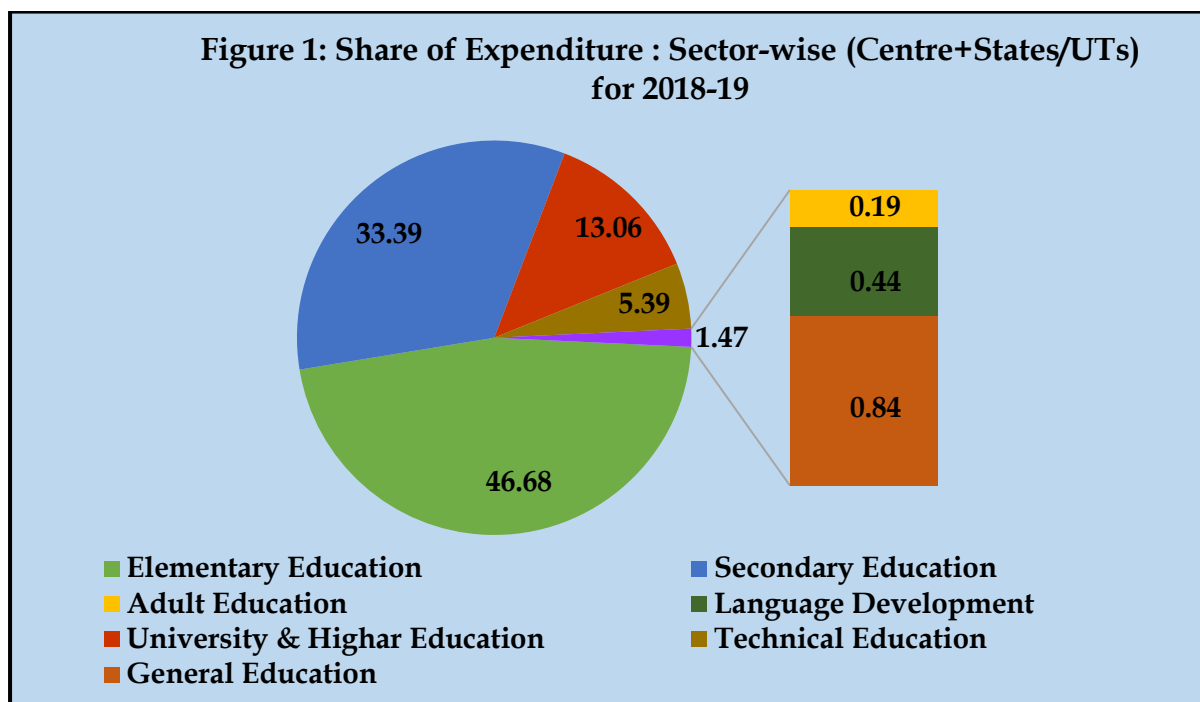
1.6 The following table indicates the Sector-wise Expenditure on Education incurred by Education Departments of both Centre and States.

Sector-wise Expenditure on Education by Education Department (Revenue Account) with percentage share Centre and States/UTs 2018-19 (BE)
(Rs.in crore)

Sector	States / UTs Expenditure	State %age Share	Centre Expenditure	Centre %age Share	Total Expenditure	Total %age Share
(1)	(2)	(3)	(4)	(5)	(6)	(7)
Elementary Education	214556.19	4.72	37206.14	43.76	251762.33	46.68
Secondary Education	167674.05	3.69	12427.52	14.62	180101.57	33.39
Adult Education	647.17	0.01	366.33	0.43	1013.50	0.19
Language Development	1936.45	0.04	450.47	0.53	2386.92	0.44
University & Higher Education	50185.03	1.10	20264.89	23.84	70449.92	13.06
Technical Education	15065.65	0.33	14019.93	16.49	29085.58	5.39
General Education	4276.59	0.09	275.00	0.32	4551.59	0.84
Total Education	4543411.18	100.00	85014.29	100.00	539351.41	100.00

1.7 Elementary Education accounted for 46.68% of the total expenditure on education in 2018-19, followed by Secondary Education, which was 33.39%. The share of University & Higher Education and Technical Education was 13.06% and 5.39% respectively.

1.8 Sector-wise expenditure on education for 2018-19 has been depicted in the Figure-1.



2. ANALYSIS OF BUDGETED EXPENDITURE

2.1 Table (1) summarizes the total budget provisions for education by the Education Departments and other Departments under Revenue, Capital & Loans and Advances accounts for Centre and States/UTs separately.

2.2 **Budget provisions for education and training in 2018-19 have gone up to Rs. 832484.20 crore (Rs. 815437.23 crore under the Revenue Account, Rs. 16954.13 crore under the Capital Account and Rs. 92.84 crore under Loans and Advances), forming 13.28% of the total budget provisions. Percentage provisions for education and training for the respective accounts are 15.52% under the Revenue Account, 1.91% under the Capital Account and under Loans and Advances is 0.07%.**

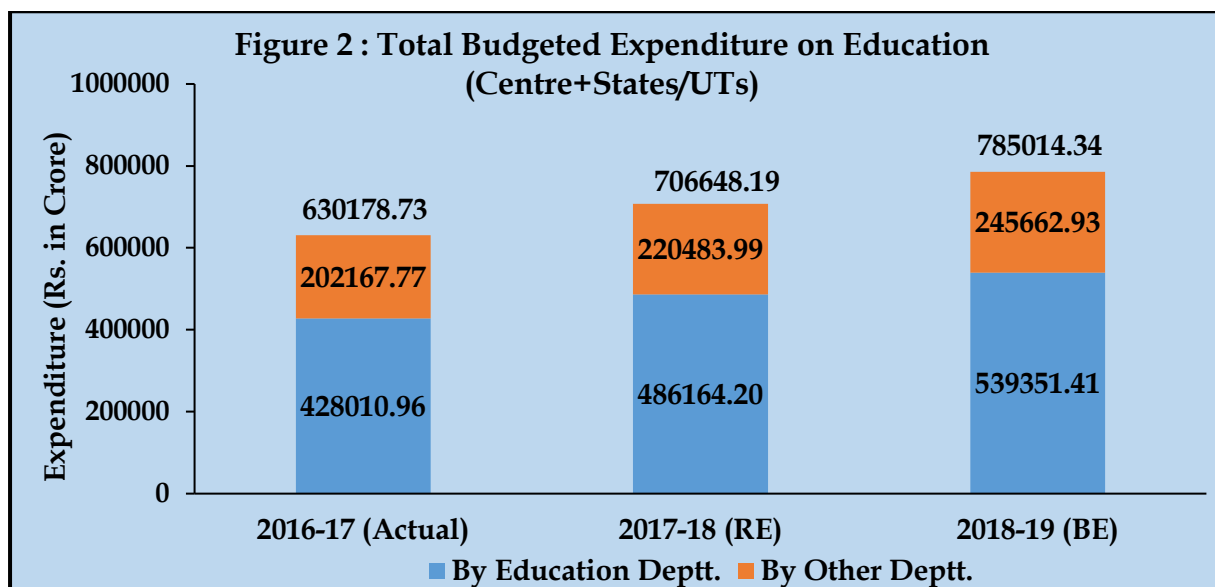
2.3 The Budget Estimates 2018-19 for education by the Education Departments of the Centre and the States/UTs under all the three accounts rose to Rs. 556398.38 crore (Rs. 85010.29 crore for the Centre and Rs. 471388.09 crore for the States/UTs). This amount consists of Rs. 539351.41 crore under the Revenue Account, Rs. 16954.13 crore under the Capital Account and Rs. 92.84 crore under Loans & Advances. **The corresponding percentage of these accounts to the respective total budget provisions works out to 10.27%, 1.91% and 0.07%.**

2.4 The Revised Estimates of 2017-18 for expenditure on education and training by the Centre and the States/UTs under all the three accounts amounted to Rs. 748019.66 crore (Rs. 733680.50 crore under Revenue Account, Rs. 14083.76 crore under Capital Account and Rs. 255.40 crore under Loans & Advances), comprising Rs. 182421.63 crore by the Centre and Rs. 565598.03 crore by the States/UTs. The total Revised Estimates for education formed 13.07% of the total Revised Estimates of expenditure.

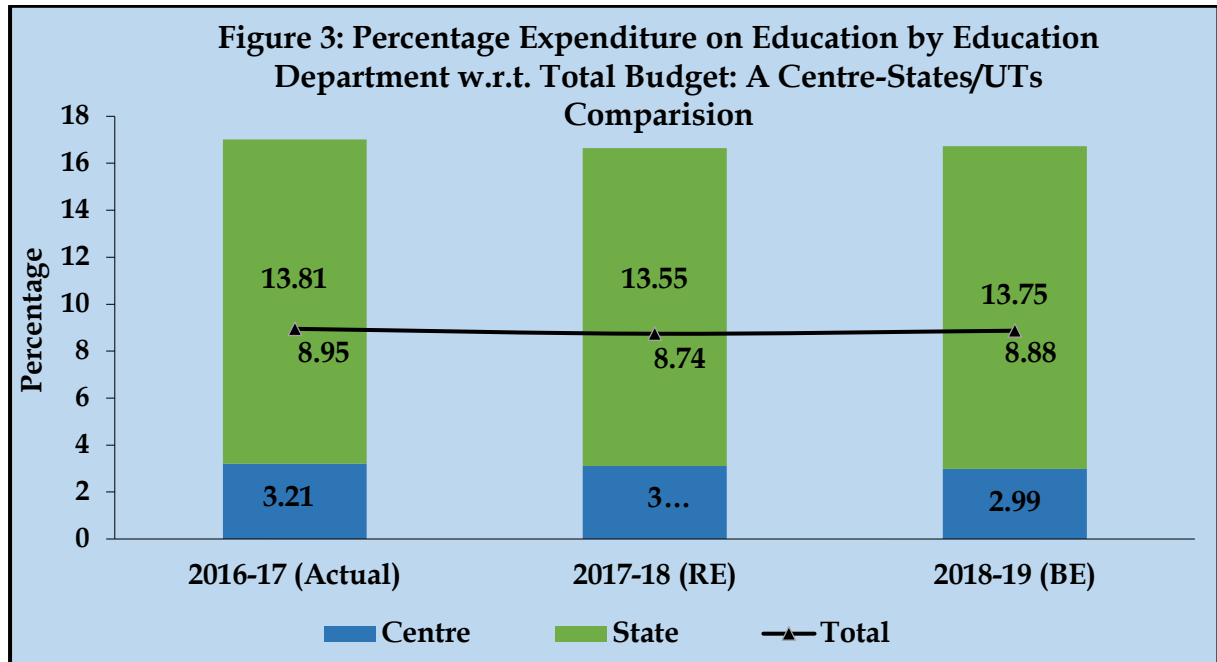
2.5 The total Actual Expenditure on education and training by the Centre and the States/UTs under all the three accounts for the year 2016-17 (Actual) amounted to Rs. 662826.34 crore (Rs. 653099.34 crore under Revenue Account, Rs. 9581.16 crore under Capital Account and Rs. 145.84 crore under Loans & Advances), comprising Rs. 168322.25 crore by the Centre and Rs. 494504.08 crore by States/UTs. The total expenditure on education constituted 13.55% of the total actual expenditure during 2016-17.

2.6 The total expenditure on education during the year 2016-17 (Actual) incurred by the Education Departments of the Centre and the States/UTs under all the three accounts; (Revenue Account, Capital Account, & Loans and Advances) amounted to Rs. 437737.96 crore (Rs. 71930.65 crore for Centre and Rs. 365807.31 crore for States/UTs) forming 8.95% of the total expenditure of Centre and States/UTs on all the three accounts. Out of this amount, Rs. 428010.96 crore is under the Revenue Account, Rs. 9581.16 crore under the Capital Account (outside Revenue Account) and Rs. 145.84 crore under Loans and Advances.

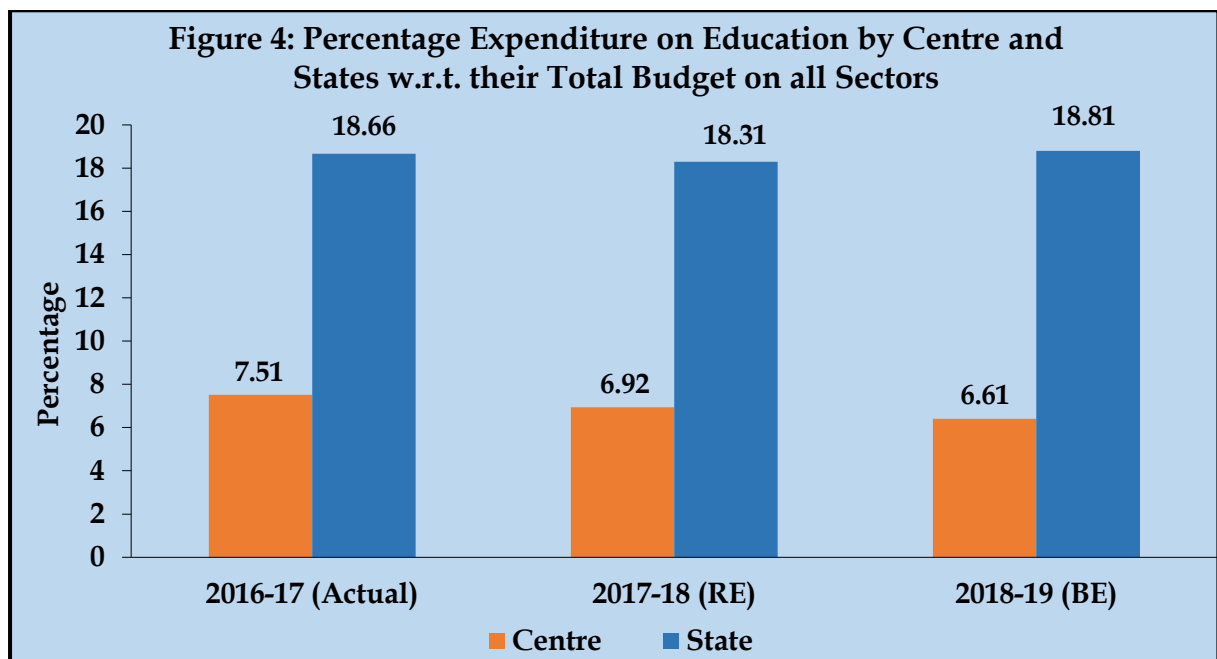
2.7 The extent and progress of Budgeted expenditure on education by education departments and other departments (Revenue Account) during 2016-17 (Actual) to 2018-19(BE) is depicted in Figure-2.



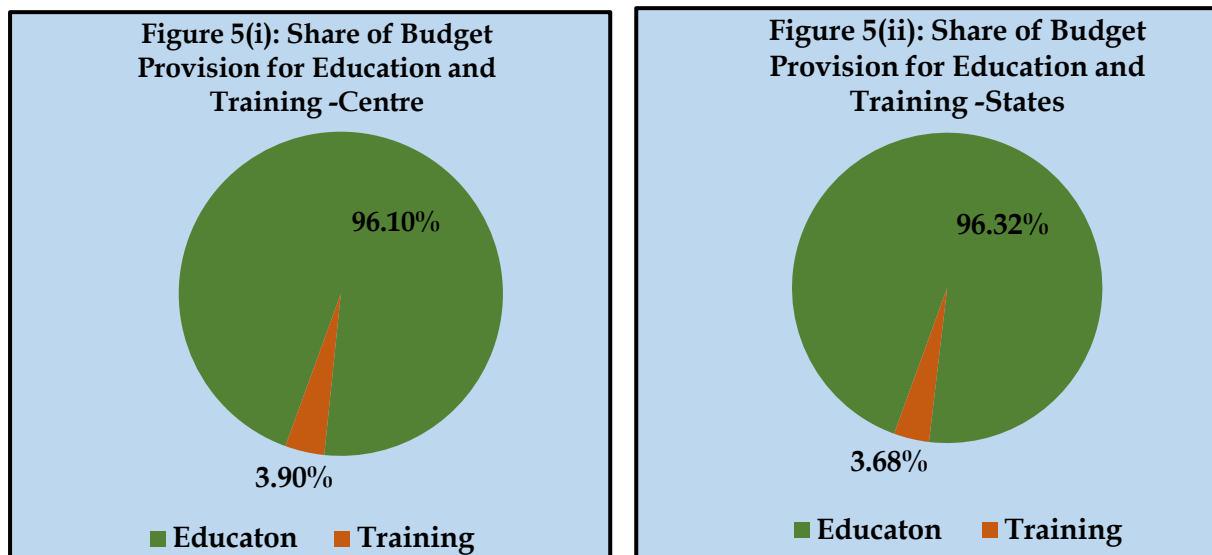
2.8 **Figure-3** shows the share of expenditure on education by education departments with respect of the total budget on all the three accounts (Revenue Account, Capital Account, & Loans and Advances) separately for Centre and States/UTs. The figure also depicts the total share of expenditure on education by education departments by both centre and states/UTs together.



2.9 **Figure-4** indicates Percentage Expenditure on Education by Centre and States w.r.t their Total Budget on all sectors (Table 1).



2.10 Table (2) depicts the budget provisions (Revenue Account) for education vis-à-vis training (Formal & Informal) at the Centre and in the States/Union Territories. The **Figure-5(i) and Figure-5(ii)** –corresponding to this table for the year 2018-19 show that 3.92% of the total Centre Budget for Education spent on Training. The respective figure for States is 3.68%.



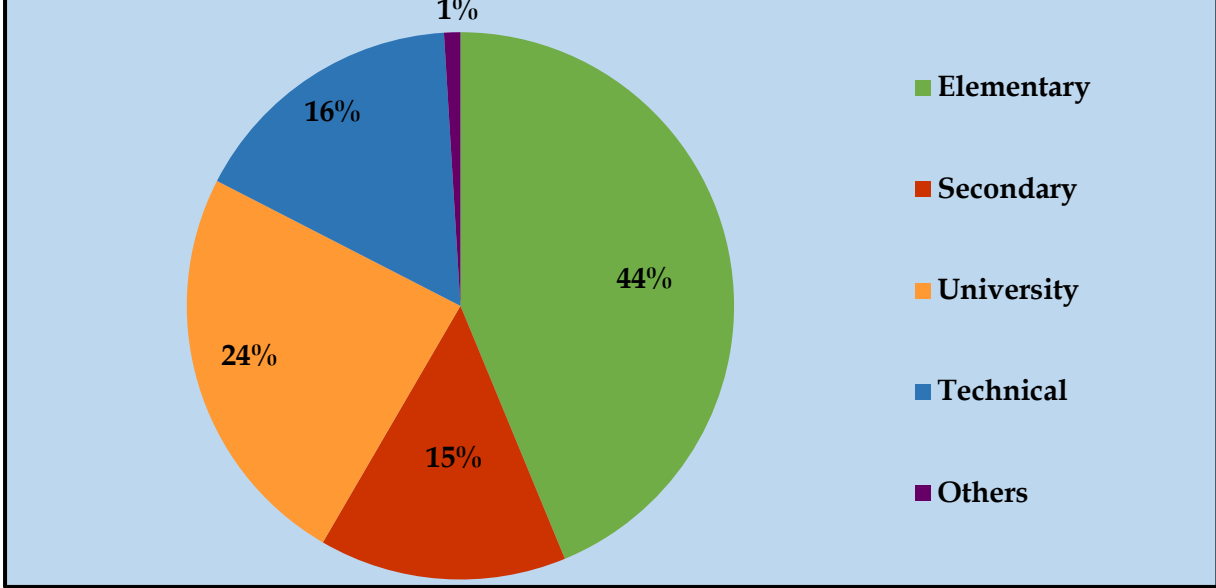
2.11 Table (3) gives the sector-wise break-up of the budgeted expenditure on education by Departments of Education in the Central Sector for the years 2016-17 (Actuals), 2017-18 (Revised Estimates) and 2018-19 (Budget Estimates).

2.12 Table (3) indicates that in 2018-19 a major share of Rs. 37206.14 crore or 43.77% of the total budget of the Department of Education is provided for Elementary Education. The second priority is given to University & Higher Education (including DL & Student Finance) which is Rs. 20264.89 crore or 23.84%. The third priority is given to Technical Education which is Rs. 14019.93 crore or 16.49%; followed by Rs. 12427.52 crore or 14.62% for Secondary Education and Rs. 366.33crore forming 0.43% for Adult Education and Rs. 450.47 crore or 0.53% for Language Development Programmes and Rs. 275.00 crores or 0.32% for General purposes including research and international co-operation.

2.13 Statement (1) gives Ministry/Department wise details of the central budget provision for education including training. This provision, which was Rs. 187700.77 crore in 2018-19 constituted 6.61% of the total central budget. The corresponding percentage of budget provision in 2016-17 and 2017-18 was 7.51% and 6.92% respectively.

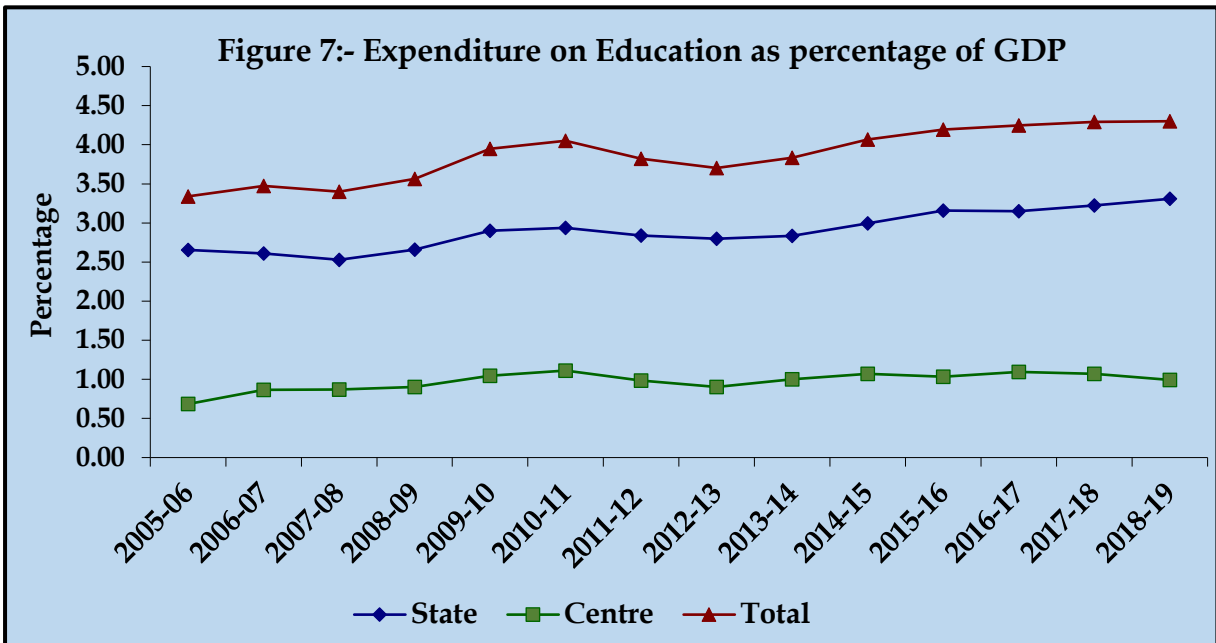
2.14 Figure-6 depicts relative emphasis on various sub-sectors in the Central Budget (Revenue Account).

**Figure 6: Subsector wise Expenditure on Education by Centre
2018-19 (Revenue Account)**



3. EXPENDITURE ON EDUCATION AS PERCENTAGE OF GROSS DOMESTIC PRODUCT (GDP)/ GROSS STATE DOMESTIC PRODUCT (GSDP)

3.1 Figure-7 indicates the year-wise expenditure on education as percentage of National Gross Domestic Product (GDP) for States, Centre and Total (based on Table 5). It may be seen here that total expenditure on education as percentage of GDP has started showing increasing trend from 3.84% in the year 2013-14 to 4.30% in the year 2018-19.

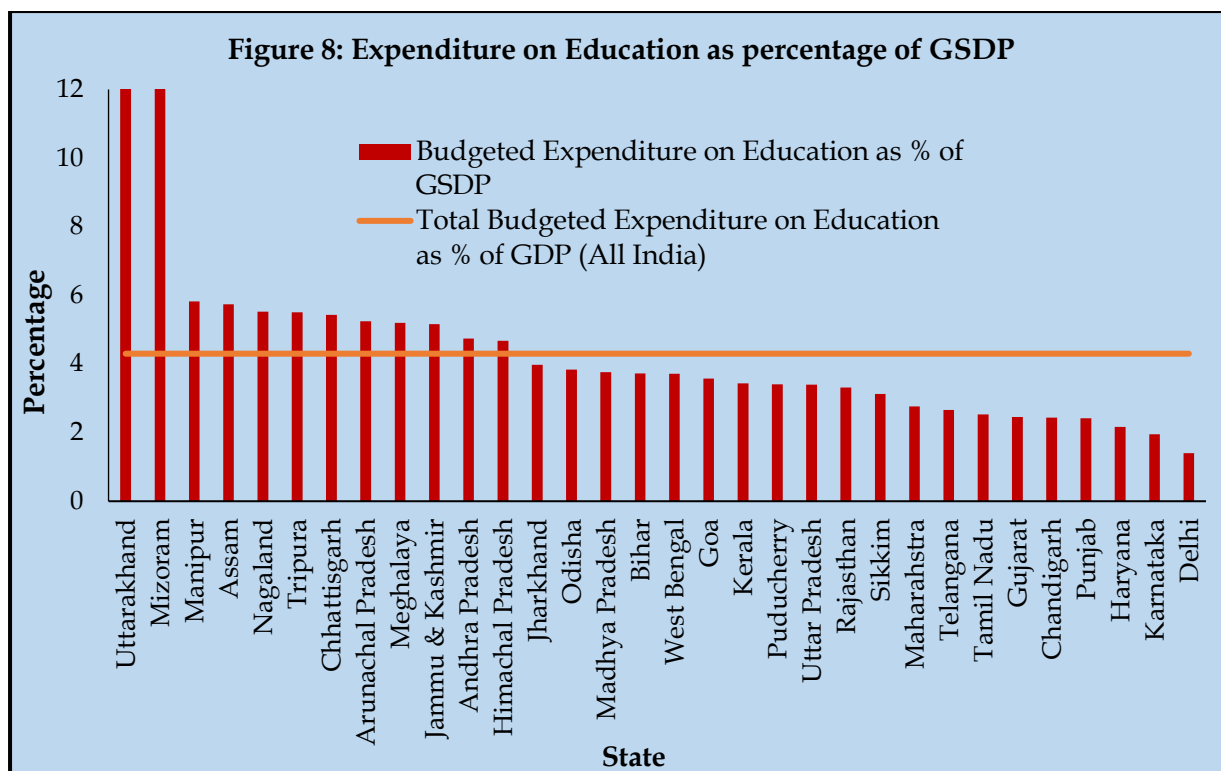


3.2 If we look at the percentage share of GDP for Centre and States separately, it may be seen that centre's share showing an increasing trend over the years and gone up from 0.51% in 2000-01 to highest in 1.11% and after a slight dip in two years has now comes to 0.99% in the year 2018-19. While the state's share has declined from 3.63% in the year 2000-01 to 3.31% in 2018-19.

The total Budgeted expenditure of all Departments on the Revenue Account for all States/UTs and centre during 2018-19 formed 27.70% of the total Gross Domestic Product (GDP) and only 2.84% of the GDP was provided in the budgets of the education departments. When the provision for education for all departments including education departments is taken into account this percentage works out to be 4.30%.

3.3 Table-5 shows sector-wise estimated public expenditure on Education as percentage of GDP with the break- up of States/UTs. & Center for the year 2016-17(Actual), 2017-18 (Revised Estimates) and 2018-19 (Budget Estimates). In the year 2018-19 the expenditure on elementary education is about 1.79% of GDP which is maximum among all other sub sectors of education followed by secondary education which is hovering around 1.10% of GDP. Contribution made by adult education which is 0.01% of GDP is lowest among all the sub sectors followed by University & Higher Education and Technical education for which it is around 0.62 % and 0.78 % respectively. The percentage of total budgeted expenditure of States/UTs to their GDP is given in Table-5.

3.4 Figure-8 indicates the State-wise relationship between budgeted expenditure on education for all departments on Revenue Account in terms of the Gross State Domestic Product for the available years of various States and Union Territories for the purpose of comparative study. It is observed from the graph that the expenditure on Education as a percentage to GSPD is lower than the national level (4.30%) in respect of major states such as Bihar, Delhi, Gujarat, Haryana, Jharkhand, Karnataka, Kerala, Madhya Pradesh, Maharashtra, Odisha, Punjab, Rajasthan, Tamil Nadu, Telangana, Uttar Pradesh & West Bengal.



4. EXPLANATORY NOTE ON SECTOR-WISE EXPENDITURE ON EDUCATION

4.1 Table-5 presents Public Expenditure on different sectors of Education i.e. Elementary, Secondary, University, Adult and Technical Education as percentage of GDP for Centre and States/UTs separately. Sector wise break up of expenditure incurred by other departments on education is not available in the budget documents of the Central Ministries (other than Ministry of Education) and budget documents of States/UTs. Therefore to arrive at the sector wise expenditure on education following method has been adopted:-

4.2 Ministry of Culture, Ministry of Defence, Ministry of Labour & Employment, Ministry of Minority Affairs, Ministry of Personnel, P. Grivences & Pension, Ministry of Railways, Ministry of Social Justice & Empowerment, Ministry of Textiles, Ministry of Tribal Affairs, Ministry of Women & Child Development, Department of Food Processing Ind., Department of Post and Parliament Secretariats of the President and Vice President mainly goes towards Elementary and Secondary Education sectors and therefore expenditure incurred by these Ministries has been counted towards Elementary & Secondary in the same proportion as that of the expenditure incurred by the Education Department on these two sectors.

4.3 Expenditure incurred by the Ministry of Agriculture & Farmers Welfare, Ministry of Civil Aviation, Ministry of Commerce and Industry, Ministry of Consumer Affairs, Food & Public Distr., Ministry of Cooperate Affairs, Ministry of Development of N.E. Region, Ministry of Enviornment, Forest & Climate Change, Ministry of External Affairs, Ministry of Home Affairs, Ministry of Housing and Urban Development, Ministry of Law & Justice, Ministry of Road Transport & Highways, Ministry of Rural Development, Ministry of Shipping, Ministry of Statistics & Prg. Imp., Ministry of Tourism, Ministry of Water, Resources & River Development and Ministry of Youth Affairs & Sports mainly goes towards Higher Education sector and therefore expenditure incurred by these Ministries has been counted towards University & Higher Education sector.

4.4 Expenditure incurred by the Ministry of AYUSH, Ministry of Chemicals & Fertilizers, Ministry of Coal, Ministry of Communication, Ministry of Earth Sciences, Ministry of Health & Family Welfare, Ministry of Information & Broadcasting, Ministry of Micro, Small & Medium Enterprises, Ministry of Mines, Ministry of New & Renewable Energy, Ministry of Petroleum & Natural Gas, Ministry of Power, Ministry of Science & Technology, Ministry of Skill Development & Training, Ministry of Space and Department of Atomic Energy goes towards Technical Education sector.

4.5 As regard to expenditure incurred by other departments of States/UTs, separate statewise breakup of expenditure on education is not available. Therefore, to arrive at the sector wise expenditure of other departments of States/UTs, same ratio has been used in case of other departments as expenditure of education at the centre (MoE).

**TABLE NO. (1) - BUDGETED EXPENDITURE ON EDUCATION BY EDUCATION DEPARTMENTS AND OTHER DEPARTMENTS
(REVENUE + CAPITAL + LOANS & ADVANCES)**

(RUPEES IN CRORE)

	ACTUAL (2016-17)			REVISED ESTIMATE (2017-18)			BUDGET ESTIMATE (2018-19)		
	EXPENDITURE ON EDUCATION			EXPENDITURE ON EDUCATION			EXPENDITURE ON EDUCATION		
	EDUCATION DEPARTMENTS	OTHER DEPARTMENTS	TOTAL	EDUCATION DEPARTMENTS	OTHER DEPARTMENTS	TOTAL	EDUCATION DEPARTMENTS	OTHER DEPARTMENTS	TOTAL
(1)	(2)	(3)	(4)	(5)	(6)	(7)	(8)	(9)	(10)
CENTRE									
TOTAL	71930.65 (3.21)	96391.60 (4.30)	168322.25 (7.51)	81868.71 (3.11)	100552.92 (3.82)	182421.63 (6.92)	85010.29 (2.99)	102690.48 (3.61)	187700.77 (6.61)
STATES/UTs									
TOTAL	365807.31 (13.81)	128696.77 (4.86)	494504.08 (18.66)	418634.65 (13.55)	146963.38 (4.76)	565598.03 (18.31)	471388.09 (13.75)	173395.34 (5.06)	644783.43 (18.81)
TOTAL (CENTRE + STATES/UTs)									
TOTAL	437737.96 (8.95)	225088.38 (4.60)	662826.34 (13.55)	500503.36 (8.74)	247516.30 (4.32)	748019.66 (13.07)	556398.38 (8.88)	276085.82 (4.40)	832484.20 (13.28)

NOTE: Figures in brackets indicate percentage to total Budget of all Sectors.

TABLE NO. (2) - BUDGETED EXPENDITURE ON EDUCATION AND TRAINING (REVENUE ACCOUNT)

(RUPEES IN CRORE)

	ACTUAL (2016-17)			REVISED ESTIMATE (2017-18)			BUDGET ESTIMATE (2018-19)		
	CENTRE	STATES/UTs	TOTAL	CENTRE	STATES/UTs	TOTAL	CENTRE	STATES/UTs	TOTAL
(1)	(2)	(3)	(4)	(5)	(6)	(7)	(8)	(9)	(10)
EDUCATION									
EDUCATION DEPARTMENTS	71930.65 (3.72)	356080.31 (16.71)	428010.96 (10.53)	81868.71 (3.69)	404295.49 (15.73)	486164.20 (10.15)	85010.29 (3.53)	454341.12 (15.98)	539351.41 (10.27)
OTHER DEPARTMENTS	91721.97 (4.75)	110445.81 (5.18)	202167.77 (4.97)	94876.84 (4.28)	125607.15 (4.89)	220483.99 (4.60)	95363.77 (3.96)	150299.16 (5.29)	245662.93 (4.68)
TOTAL	163652.62 (8.47)	466526.12 (21.89)	630178.73 (15.51)	176745.55 (7.97)	529902.64 (20.61)	706648.19 (14.76)	180374.06 (7.48)	604640.28 (21.26)	785014.34 (14.94)
TRAINING									
TOTAL	4669.64 (0.24)	18250.97 (0.94)	22920.60 (0.56)	5676.08 (0.26)	21356.23 (0.83)	27032.31 (0.56)	7326.71 (0.30)	23096.18 (0.81)	30422.89 (0.58)
GRAND TOTAL	168322.25 (8.71)	484777.08 (22.75)	653099.34 (16.07)	182421.63 (8.23)	551258.87 (21.44)	733680.50 (15.32)	187700.77 (7.79)	627736.46 (22.08)	815437.23 (15.52)

NOTE: Figures in brackets indicate percentage to total Budget of all Sectors.

**TABLE NO. (3)- BUDGETED EXPENDITURE ON EDUCATION BY MINISTRY OF EDUCATION OF
CENTRAL GOVERNMENT (REVENUE ACCOUNT)**

(RUPEES IN CRORE)

S.No.		2016-17	2017-18	2018-19
		(ACTUAL)	(REVISED ESTIMATE)	(BUDGET ESTIMATE)
(1)	(2)	(3)	(4)	(5)
DEPARTMENT OF SCHOOL EDUCATION AND LITERACY (SE & L)				
1	Elementary Education	31674.57	34007.24	37206.14
2	Secondary Education	10892.25	12622.09	12427.52
3	Adult Education	337.41	376.91	366.33
TOTAL (SE & L)		42904.22	47006.25	50000.00
DEPARTMENT OF HIGHER EDUCATION (HE)				
1	University & Higher Education	14011.19	14973.10	17110.89
2	Development of Language	356.70	477.44	450.47
3	Distance Learning and Technical Enabled Learning	559.64	620.00	554.00
4	Planning, Administration, Global Engagement and Book Promotion	232.81	306.45	275.00
5	Student Financial Aid	2093.01	2269.00	2600.00
6	Technical Education	11773.08	16216.47	14019.93
TOTAL HIGHER EDUCATION		29026.43	34862.46	35010.29
GRAND TOTAL (SE & L + HE)		71930.65	81868.71	85010.29

TABLE NO. (4) - PUBLIC EXPENDITURE ON EDUCATION AS PERCENTAGE OF GDP FROM 2000-01 TO 2018-19

S.NO.	YEAR	GDP AT CURRENT PRICES (AT FACTOR COST) (RS. IN CRORE)	TOTAL EXPENDITURE ON EDUCATION BY EDUCATION DEPARTMENTS (RS. IN CRORE)						TOTAL EXPENDITURE ON EDUCATION BY EDUCATION & OTHER DEPARTMENTS (RS. IN CRORE)					
			STATES	CENTRE	STATES+ CENTRE	STATES AS % OF GDP	CENTRE AS % OF GDP	(STATES+ CENTRE) AS % OF GDP	STATES	CENTRE	STATES+ CENTRE	STATES AS % OF GDP	CENTRE AS % OF GDP	(STATES+ CENTRE) AS % OF GDP
(1)	(2)	(3)	(4)	(5)	(6)	(7)	(8)	(9)	(10)	(11)	(12)	(13)	(14)	(15)
1	2000-01	1991982.00	54572.84	7925.25	62498.09	2.74	0.40	3.14	72290.53	10195.95	82486.48	3.63	0.51	4.14
2	2001-02	2167745.00	56810.73	8036.98	64847.71	2.62	0.37	2.99	65746.19	14119.52	79865.71	3.03	0.65	3.68
3	2002-03	2338200.00	59472.29	9089.25	68561.54	2.54	0.39	2.93	69350.70	16156.63	85507.33	2.97	0.69	3.66
4	2003-04	2622216.00	62867.46	10177.47	73044.93	2.40	0.39	2.79	71978.28	17100.97	89079.25	2.74	0.65	3.40
5	2004-05	2971464.00	68169.62	13111.23	81280.85	2.29	0.44	2.73	78668.14	18025.96	96694.10	2.65	0.61	3.26
6	2005-06	3390503.00	76660.54	17823.16	94483.70	2.26	0.53	2.79	90018.94	23209.77	113228.71	2.66	0.68	3.34
7	2006-07	3953276.00	86466.89	23873.47	110340.36	2.19	0.60	2.79	103147.47	34236.52	137383.99	2.61	0.87	3.48
8	2007-08	4582086.00	98609.88	26769.75	125379.63	2.15	0.58	2.74	115877.90	39919.37	155797.27	2.53	0.87	3.40
9	2008-09	5303567.00	118386.73	34435.67	152822.40	2.23	0.65	2.88	141091.25	47977.59	189068.84	2.66	0.90	3.56
10	2009-10	6108903.00	150194.39	39941.69	190136.08	2.46	0.65	3.11	177232.79	64023.23	241256.02	2.90	1.05	3.95
11	2010-11	7248860.00	181604.73	51905.38	233510.11	2.51	0.72	3.22	212817.50	80660.73	293478.23	2.94	1.11	4.05
12	2011-12	8736329.00	209830.99	60260.79	270091.78	2.40	0.69	3.09	247855.86	86074.52	333930.38	2.84	0.99	3.82
13	2012-13	9944013.00	233124.92	66087.62	299212.54	2.34	0.66	3.01	278375.27	89757.60	368132.87	2.80	0.90	3.70
14	2013-14	11233522.00	261737.14	71494.77	333231.91	2.33	0.64	2.97	318249.79	112629.03	430878.82	2.83	1.00	3.84
15	2014-15	12467959.00	292386.00	68925.78	361311.78	2.35	0.55	2.90	373457.32	133391.82	506849.14	3.00	1.07	4.07
16	2015-16	13771874.00	319808.70	67346.62	387155.32	2.32	0.49	2.81	435229.55	142562.97	577792.52	3.16	1.04	4.20
17	2016-17 (Actual)	15391669.00	356080.31	71930.65	428010.96	2.31	0.47	2.78	484777.08	168322.25	653099.33	3.15	1.09	4.24
18	2017-18 (RE)	17098304.00	404295.49	81868.71	486164.20	2.36	0.48	2.84	551258.87	182421.63	733680.50	3.22	1.07	4.29
19	2018-19 (BE)	18971237.00	454341.12	85010.29	539351.41	2.39	0.45	2.84	627736.46	187700.77	815437.23	3.31	0.99	4.30

Note:- (i) GDP figures have been taken from Press Note Released on 31-01-2020 by National Accounts Division, CSO, MOSPI .

(ii) All India figures in column 3 is GDP have been taken from Press Note Released on 31-01-2020 by National Accounts Division, CSO, MOSPI .

TABLE NO. (5)- PUBLIC EXPENDITURE ON EDUCATION AS PERCENTAGE OF GDP SECTOR-WISE (ESTIMATED)

S.NO.	SECTOR	EXPENDITURE (RS. IN CRORE)			EXPENDITURE (AS % OF GDP)		
		STATES/UTS	CENTRE	TOTAL	STATES/UTS	CENTRE	TOTAL
(1)	(2)	(3)	(4)	(5)	(6)	(7)	(8)

Year 2016-17 (Actual) GDP :- Rs.15391669 crore (3rd Revised Estimate)

1	Elementary Education	211694.28	59792.19	271486.47	1.38	0.39	1.76
2	Secondary Education	138557.52	20561.33	159118.85	0.90	0.13	1.03
3	University & Higher Education	58967.24	28184.73	87151.97	0.38	0.18	0.57
4	Adult Education	897.48	337.41	1234.89	0.01	0.00	0.01
5	Technical Education	74660.56	59446.60	134107.16	0.49	0.39	0.87
Total (Education)		484777.08	168322.25	653099.33	3.15	1.09	4.24

Year 2017-18 (RE) GDP :- Rs.17098304 crore (2nd Revised Estimate)

1	Elementary Education	241636.16	64572.41	306208.57	1.41	0.38	1.79
2	Secondary Education	159253.77	23966.63	183220.40	0.93	0.14	1.07
3	University & Higher Education	70246.68	31639.00	101885.68	0.41	0.19	0.60
4	Adult Education	726.04	376.91	1102.95	0.00	0.00	0.01
5	Technical Education	79396.23	61866.68	141262.91	0.46	0.36	0.83
Total (Education)		551258.88	182421.63	733680.51	3.22	1.07	4.29

Year 2018-19 (BE) GDP :- Rs.18971237 crore (1st Revised Estimate)

1	Elementary Education	269422.42	69699.75	339122.17	1.42	0.37	1.79
2	Secondary Education	186000.36	23280.97	209281.34	0.98	0.12	1.10
3	University & Higher Education	81493.32	35852.60	117345.93	0.43	0.19	0.62
4	Adult Education	647.17	366.33	1013.50	0.00	0.00	0.01
5	Technical Education	90173.19	58501.11	148674.30	0.48	0.31	0.78
Total (Education)		627733.79	187700.77	815437.23	3.31	0.99	4.30

TABLE NO. (6a) - RELATIONSHIP BETWEEN BUDGETED EXPENDITURE ON EDUCATION AND GROSS STATE DOMESTIC PRODUCT (GSDP) OF STATES AND UTs DURING 2016-17 (ACTUAL) (REVENUE ACCOUNT)

(RUPEES IN CRORE)

S.NO.	STATES/UTs	GROSS STATE DOMESTIC PRODUCT AT CURRENT PRICES, BASE YEAR 2011-12	TOTAL STATE REVENUE EXPENDITURE	TOTAL EXPENDITURE ON EDUCATION & TRAINING BY EDUCATION & OTHER DEPARTMENTS	TOTAL EXPENDITURE ON EDUCATION BY EDUCATION DEPARTMENTS	% OF TOTAL REVENUE EXPENDITURE TO GSDP	% OF EXPENDITURE ON EDUCATION & TRAINING BY EDUCATION & OTHER DEPARTMENTS TO TOTAL REVENUE EXPENDITURE	% OF EXPENDITURE ON EDUCATION BY EDUCATION DEPARTMENTS TO TOTAL REVENUE EXPENDITURE	% OF EXPENDITURE ON EDUCATION & TRAINING BY EDUCATION & OTHER DEPARTMENTS TO GSDP	% OF EXPENDITURE ON EDUCATION BY EDUCATION DEPARTMENTS TO GSDP
(1)	(2)	(3)	(4)	(5)	(6)	(7)	(8)	(9)	(10)	(11)
1	ANDHRA PRADESH	684415.87	116178.21	30654.23	18548.09	16.97	26.39	15.97	4.48	2.71
2	ARUNACHAL PRADESH	19845.43	9394.54	1293.45	995.27	47.34	13.77	10.59	6.52	5.02
3	ASSAM	254382.36	49362.72	12946.72	11441.14	19.40	26.23	23.18	5.09	4.50
4	BIHAR	421051.50	94765.18	14220.98	10684.05	22.51	15.01	11.27	3.38	2.54
5	CHHATTISGARH	250881.74	48164.60	10480.83	9709.75	19.20	21.76	20.16	4.18	3.87
6	GOA	62976.31	8865.97	1411.69	1315.78	14.08	15.92	14.84	2.24	2.09
7	GUJARAT	1167155.58	103894.83	32781.57	18295.01	8.90	31.55	17.61	2.81	1.57
8	HARYANA	561610.05	68403.43	11985.14	10059.93	12.18	17.52	14.71	2.13	1.79
9	HIMACHAL PRADESH	125633.65	25344.22	4991.35	4337.40	20.17	19.69	17.11	3.97	3.45
10	JAMMU & KASHMIR	124848.00	39812.18	6550.34	4608.05	31.89	16.45	11.57	5.25	3.69
11	JHARKHAND	236249.72	45085.89	8927.46	7091.86	19.08	19.80	15.73	3.78	3.00
12	KARNATAKA	1209136.35	131920.75	26254.37	20113.63	10.91	19.90	15.25	2.17	1.66
13	KERALA	634886.40	91096.31	22830.92	16233.68	14.35	25.06	17.82	3.60	2.56
14	MADHYA PRADESH	649822.81	119537.37	22226.29	17122.19	18.40	18.59	14.32	3.42	2.63
15	MAHARAHSTRA	2198323.75	213228.73	58192.34	43174.05	9.70	27.29	20.25	2.65	1.96
16	MANIPUR	21293.89	8184.76	1408.59	837.00	38.44	17.21	10.23	6.62	3.93
17	MEGHALAYA	27438.62	8336.54	1947.58	1736.35	30.38	23.36	20.83	7.10	6.33
18	MIZORAM	17191.91	6230.34	2501.17	886.21	36.24	40.15	14.22	14.55	5.15
19	NAGALAND	21722.45	8664.07	1136.78	1040.00	39.89	13.12	12.00	5.23	4.79
20	ODISHA	392708.44	65040.53	13159.22	9376.09	16.56	20.23	14.42	3.35	2.39
21	PUNJAB	426988.10	55296.05	10067.81	8632.78	12.95	18.21	15.61	2.36	2.02
22	RAJASTHAN	760749.56	127140.14	26972.32	24270.21	16.71	21.21	19.09	3.55	3.19
23	SIKKIM	20687.19	3788.08	747.05	664.11	18.31	19.72	17.53	3.61	3.21
24	TAMIL NADU	1302638.58	153195.26	34969.02	25471.44	11.76	22.83	16.63	2.68	1.96
25	TELANGANA	658325.34	81432.20	18202.72	8761.00	12.37	22.35	10.76	2.77	1.33
26	TRIPURA	39479.40	8747.68	1789.67	1583.25	22.16	20.46	18.10	4.53	4.01
28	UTTARAKHAND	195124.84	25271.50	5941.98	4619.99	12.95	23.51	18.28	3.05	2.37
27	UTTAR PRADESH	1290289.33	236592.26	56509.36	42031.08	18.34	23.88	17.77	4.38	3.26
29	WEST BENGAL	872527.23	133917.56	32535.63	22554.09	15.35	24.30	16.84	3.73	2.58
30	A & N ISLAND	6835.86	4003.98	618.09	497.89	58.57	15.44	12.43	9.04	7.28
31	CHANDIGARH	32426.67	3285.57	885.16	604.01	10.13	26.94	18.38	2.73	1.86
32	DADRA & NAGAR HAVELI	NA	741.87	192.78	181.58	NA	25.99	24.48	NA	NA
33	DAMAN & DIU	NA	452.27	176.09	161.62	NA	38.93	35.74	NA	NA
34	DELHI	616085.06	29301.92	8058.28	7509.98	4.76	27.50	25.63	1.31	1.22
35	LAKSHADWEEP	NA	881.14	162.47	142.88	NA	18.44	16.21	NA	NA
36	PUDUCHERRY	29572.66	5458.26	1047.66	788.85	18.46	19.19	14.45	3.54	2.67
	ALL INDIA (2016-17)	15391669.00	4064034.97	653099.33	428010.96	26.40	16.07	10.53	4.24	2.78

Note: (i) GSDP figures have been taken from Press Note Released on 31-07-2020 by National Accounts Division, CSO, MOSPI .

(ii) All India figure in column 3 is GDP have been taken from Press Note Released on 31-01-2020 by National Accounts Division, CSO, MOSPI .

TABLE NO. (6b) - RELATIONSHIP BETWEEN BUDGETED EXPENDITURE ON EDUCATION AND GROSS STATE DOMESTIC PRODUCT (GSDP) OF STATES AND UTs DURING 2017-18 (REVISED ESTIMATE) (REVENUE ACCOUNT)

(RUPEES IN CRORE)

S.NO.	STATES/UTs	GROSS STATE DOMESTIC PRODUCT AT CURRENT PRICES, BASE YEAR 2011-12	TOTAL STATE REVENUE EXPENDITURE	TOTAL EXPENDITURE ON EDUCATION & TRAINING BY EDUCATION & OTHER DEPARTMENTS	TOTAL EXPENDITURE ON EDUCATION BY EDUCATION DEPARTMENTS	% OF TOTAL REVENUE EXPENDITURE TO GSDP	% OF EXPENDITURE ON EDUCATION & TRAINING BY EDUCATION & OTHER DEPARTMENTS TO TOTAL REVENUE EXPENDITURE	% OF EXPENDITURE ON EDUCATION BY EDUCATION DEPARTMENTS TO TOTAL REVENUE EXPENDITURE	% OF EXPENDITURE ON EDUCATION & TRAINING BY EDUCATION & OTHER DEPARTMENTS TO GSDP	% OF EXPENDITURE ON EDUCATION BY EDUCATION DEPARTMENTS TO GSDP
(1)	(2)	(3)	(4)	(5)	(6)	(7)	(8)	(9)	(10)	(11)
1	ANDHRA PRADESH	793186.07	127272.02	34239.46	19986.26	16.05	26.90	15.70	4.32	2.52
2	ARUNACHAL PRADESH	22432.47	11431.33	1514.31	1121.24	50.96	13.25	9.81	6.75	5.00
3	ASSAM	283164.89	79256.54	16720.83	14670.72	27.99	21.10	18.51	5.90	5.18
4	BIHAR	468746.31	131661.24	18063.07	13888.73	28.09	13.72	10.55	3.85	2.96
5	CHHATTISGARH	274042.01	65392.10	12718.51	11530.20	23.86	19.45	17.63	4.64	4.21
6	GOA	69352.05	10612.30	2358.71	1559.84	15.30	22.23	14.70	3.40	2.25
7	GUJARAT	1329094.77	125573.92	37471.83	21647.40	9.45	29.84	17.24	2.82	1.63
8	HARYANA	649591.77	78311.30	13832.88	11507.55	12.06	17.66	14.69	2.13	1.77
9	HIMACHAL PRADESH	138351.06	30651.15	4553.49	3283.49	22.15	14.86	10.71	3.29	2.37
10	JAMMU & KASHMIR	139239.72	43323.76	6692.91	5151.34	31.11	15.45	11.89	4.81	3.70
11	JHARKHAND	269816.14	58222.43	10261.59	8129.89	21.58	17.62	13.96	3.80	3.01
12	KARNATAKA	1357579.05	145649.07	27979.78	21067.79	10.73	19.21	14.46	2.06	1.55
13	KERALA	701577.38	101346.49	24815.96	17358.26	14.45	24.49	17.13	3.54	2.47
14	MADHYA PRADESH	724728.86	134496.53	25863.58	20912.29	18.56	19.23	15.55	3.57	2.89
15	MAHARAHSTRA	2382570.29	272448.26	65346.03	50082.36	11.44	23.98	18.38	2.74	2.10
16	MANIPUR	25789.23	10294.11	1553.67	997.63	39.92	15.09	9.69	6.02	3.87
17	MEGHALAYA	29508.30	10647.64	2047.98	1795.81	36.08	19.23	16.87	6.94	6.09
18	MIZORAM	18740.24	7598.88	2764.21	965.25	40.55	36.38	12.70	14.75	5.15
19	NAGALAND	24491.70	10562.35	1262.10	1156.19	43.13	11.95	10.95	5.15	4.72
20	ODISHA	440517.24	80822.56	16721.10	12098.84	18.35	20.69	14.97	3.80	2.75
21	PUNJAB	470833.89	71181.90	12185.04	10465.59	15.12	17.12	14.70	2.59	2.22
22	RAJASTHAN	835170.43	154858.51	26044.93	23317.63	18.54	16.82	15.06	3.12	2.79
23	SIKKIM	25970.82	4873.86	834.87	741.11	18.77	17.13	15.21	3.21	2.85
24	TAMIL NADU	1465050.91	174194.97	38904.12	27972.63	11.89	22.33	16.06	2.66	1.91
25	TELANGANA	753126.65	106602.85	19474.85	10229.58	14.15	18.27	9.60	2.59	1.36
26	TRIPURA	43715.80	11212.72	2248.89	2032.00	25.65	20.06	18.12	5.14	4.65
27	UTTARAKHAND	222836.04	29744.70	7074.58	5469.37	13.35	23.78	18.39	3.17	2.45
28	UTTAR PRADESH	1460442.73	286513.57	67767.14	48504.20	19.62	23.65	16.93	4.64	3.32
29	WEST BENGAL	974699.78	144039.69	36621.85	24986.37	14.78	25.42	17.35	3.76	2.56
30	A & N ISLAND	7870.93	3840.72	647.66	559.22	48.80	16.86	14.56	8.23	7.10
31	CHANDIGARH	36870.02	3649.37	954.90	642.42	9.90	26.17	17.60	2.59	1.74
32	DADRA & NAGAR HAVELI	NA	759.78	176.27	162.91	NA	23.20	21.44	NA	NA
33	DAMAN & DIU	NA	437.33	166.21	151.60	NA	38.01	34.66	NA	NA
34	DELHI	686823.58	36326.46	10124.69	9168.60	5.29	27.87	25.24	1.47	1.33
35	LAKSHADWEEP	NA	1046.53	170.50	149.82	NA	16.29	14.32	NA	NA
36	PUDUCHERRY	32962.11	5960.78	1023.35	774.33	18.08	17.17	12.99	3.10	2.35
	ALL INDIA (2017-18)	17098304.00	4788351.92	733680.51	486164.20	28.00	15.32	10.15	4.29	2.84

Note: (i) GSDP figures have been taken from Press Note Released on 31-07-2020 by National Accounts Division, CSO, MOSPI .

(ii) All India figures in column 3 is GDP have been taken from Press Note Released on 31-01-2020 by National Accounts Division, CSO, MOSPI .

TABLE NO. (6c) - RELATIONSHIP BETWEEN BUDGETED EXPENDITURE ON EDUCATION AND GROSS STATE DOMESTIC PRODUCT (GSDP) OF STATES AND UTs DURING 2018-19 (BUDGET ESTIMATE) (REVENUE ACCOUNT)

(RUPEES IN CRORE)

S.NO.	STATES/UTs	GROSS STATE DOMESTIC PRODUCT AT CURRENT PRICES, BASE YEAR 2011-12	TOTAL STATE REVENUE EXPENDITURE	TOTAL EXPENDITURE ON EDUCATION & TRAINING BY EDUCATION & OTHER DEPARTMENTS	TOTAL EXPENDITURE ON EDUCATION BY EDUCATION DEPARTMENTS	% OF TOTAL REVENUE EXPENDITURE TO GSDP	% OF EXPENDITURE ON EDUCATION & TRAINING BY EDUCATION & OTHER DEPARTMENTS TO TOTAL REVENUE EXPENDITURE	% OF EXPENDITURE ON EDUCATION BY EDUCATION DEPARTMENTS TO TOTAL REVENUE EXPENDITURE	% OF EXPENDITURE ON EDUCATION & TRAINING BY EDUCATION & OTHER DEPARTMENTS TO GSDP	% OF EXPENDITURE ON EDUCATION BY EDUCATION DEPARTMENTS TO GSDP
(1)	(2)	(3)	(4)	(5)	(6)	(7)	(8)	(9)	(10)	(11)
1	ANDHRA PRADESH	862957.08	150271.99	40937.45	25637.12	17.41	27.24	17.06	4.74	2.97
2	ARUNACHAL PRADESH	24602.88	10255.66	1290.47	997.14	41.68	12.58	9.72	5.25	4.05
3	ASSAM	315881.21	71329.37	18142.62	15843.04	22.58	25.43	22.21	5.74	5.02
4	BIHAR	530363.46	136739.67	19732.09	15472.83	25.78	14.43	11.32	3.72	2.92
5	CHHATTISGARH	304062.88	68422.62	16512.97	15258.64	22.50	24.13	22.30	5.43	5.02
6	GOA	73170.36	11736.05	2615.46	1606.03	16.04	22.29	13.68	3.57	2.19
7	GUJARAT	1502899.29	134633.30	36959.83	21836.58	8.96	27.45	16.22	2.46	1.45
8	HARYANA	734162.82	85186.53	15904.76	12983.55	11.60	18.67	15.24	2.17	1.77
9	HIMACHAL PRADESH	153844.80	33567.96	7189.41	5975.10	21.82	21.42	17.80	4.67	3.88
10	JAMMU & KASHMIR	155956.16	50560.08	8046.51	5569.34	32.42	15.91	11.02	5.16	3.57
11	JHARKHAND	297203.73	62744.44	11817.97	9339.67	21.11	18.84	14.89	3.98	3.14
12	KARNATAKA	1544398.82	166289.60	30178.77	23390.68	10.77	18.15	14.07	1.95	1.51
13	KERALA	781653.26	115661.05	26847.01	18653.10	14.80	23.21	16.13	3.43	2.39
14	MADHYA PRADESH	809591.72	155623.92	30454.46	24481.89	19.22	19.57	15.73	3.76	3.02
15	MAHARAHSTRA	2632792.31	301342.9	72747.89	54906.63	11.45	24.14	18.22	2.76	2.09
16	MANIPUR	27868.71	11009.24	1621.58	1030.45	39.50	14.73	9.36	5.82	3.70
17	MEGHALAYA	33480.64	12036.30	1739.20	1552.50	35.95	14.45	12.90	5.19	4.64
18	MIZORAM	19519.91	7179.62	2863.32	950.56	36.78	39.88	13.24	14.67	4.87
19	NAGALAND	27283.04	12112.83	1507.57	1390.39	44.40	12.45	11.48	5.53	5.10
20	ODISHA	492229.25	90220.00	18886.79	13344.20	18.33	20.93	14.79	3.84	2.71
21	PUNJAB	526376.49	86351.27	12738.05	10786.43	16.40	14.75	12.49	2.42	2.05
22	RAJASTHAN	942586.04	169118.35	31248.22	28034.16	17.94	18.48	16.58	3.32	2.97
23	SIKKIM	28723.44	5356.27	898.13	816.48	18.65	16.77	15.24	3.13	2.84
24	TAMIL NADU	1630207.75	193742.06	41308.04	29175.39	11.88	21.32	15.06	2.53	1.79
25	TELANGANA	861030.90	125454.70	22944.75	11161.40	14.57	18.29	8.90	2.66	1.30
26	TRIPURA	49845.47	12933.97	2743.36	2485.45	25.95	21.21	19.22	5.50	4.99
28	UTTARAKHAND	245894.60	35627.31	8846.02	6659.53	14.49	24.83	18.69	3.60	2.71
27	UTTAR PRADESH	1668229.24	321520.27	86300.60	54470.75	19.27	26.84	16.94	5.17	3.27
29	WEST BENGAL	1089897.99	321520.27	40454.02	28371.60	29.50	12.58	8.82	3.71	2.60
30	A & N ISLAND	NA	3943.01	669.30	576.55	NA	16.97	14.62	NA	NA
31	CHANDIGARH	42113.86	3745.42	1026.89	664.99	8.89	27.42	17.75	2.44	1.58
32	DADRA & NAGAR HAVELI	NA	800.62	140.54	127.15	NA	17.55	15.88	NA	NA
33	DAMAN & DIU	NA	464.85	157.91	144.76	NA	33.97	31.14	NA	NA
34	DELHI	774870.33	43091.81	10843.59	9480.87	5.56	25.16	22.00	1.40	1.22
35	LAKSHADWEEP	NA	1093.86	170.46	154.04	NA	15.58	14.08	NA	NA
36	PUDUCHERRY	36656.43	6457.00	1250.47	1012.13	17.61	19.37	15.67	3.41	2.76
	ALL INDIA (2018-19)	18971237.00	5253266.74	815437.23	539351.41	27.69	15.52	10.27	4.30	2.84

Note: (i) GSDP figures have been taken from Press Note Released on 31-07-2020 by National Accounts Division, CSO, MOSPI .

(ii) All India figures in column 3 is GDP have been taken from Press Note Released on 31-01-2020 by National Accounts Division, CSO, MOSPI .

TABLE NO. (7) - TOTAL BUDGET (STATES/UTs AND CENTRE) (REVENUE, CAPITAL AND LOANS & ADVANCES ACCOUNT)

(RUPEES IN CRORE)

S.NO.	2016-17	2017-18	2018-19
	(ACTUAL)	(REVISED ESTIMATE)	(BUDGET ESTIMATE)
(1)	(2)	(3)	(4)
REVENUE			
State + UTs	2131016.91	2570817.72	2843371.62
Centre	1933018.06	2217534.20	2409895.12
TOTAL REVENUE	4064034.97	4788351.92	5253266.74
CAPITAL			
State + UTs	398039.44	477407.53	545547.20
Centre	249471.82	330508.66	343691.86
TOTAL CAPITAL	647511.26	807916.19	889239.06
LOANS & ADVANCES			
State + UTs	120418.65	41535.41	39220.72
Centre	60011.39	87046.52	87140.47
TOTAL LOANS & ADVANCES	180430.04	128581.93	126361.19
REVENUE+CAPITAL+LOANS & ADVANCES			
State + UTs	2649475.00	3089760.66	3428139.54
Centre	2242501.27	2635089.38	2840727.45
GRAND TOTAL	4891976.27	5724850.04	6268866.99

**STATEMENT NO. 1: BUDGETED PROVISION FOR EDUCATION & TRAINING AT THE CENTRE
(REVENUE ACCOUNT)**

SCHEME: TOTAL

(RUPEES IN THOUSANDS)

S. No.	NAME OF MINISTRY AND DEPARTMENT	2016-17	2017-18	2018-19
		(ACTUAL)	(REVISED ESTIMATE)	(BUDGET ESTIMATE)
(1)	(2)	(3)	(4)	(5)
1	Ministry of Agriculture & Farmers Welfare	62273083	71788550	80160900
2	Ministry of AYUSH	9184728	11409698	11144998
3	Ministry of Chemicals & Fertilizers	2303800	3292700	2617500
4	Ministry of Civil Aviation	431207	472987	528140
5	Ministry of Coal	85000	100000	100000
6	Ministry of Commerce and Industry	392866	1987800	2029500
7	Ministry of Communication	33693	109900	126600
8	Ministry of Consumer Affairs, Food & Public Distr.	617582	603850	642770
9	Ministry of Cooperate Affairs	100000	78500	59000
10	Ministry of Culture	22609540	25932600	27642800
11	Ministry of Defence	133138000	125762100	136609000
12	Ministry of Development of N.E.Region	1034261	762500	773000
13	Ministry of Earth Sciences	1706426	1990700	2446300
14	Ministry of Enviornment,Forest & Climate Change	7455864	6585100	5104000
15	Ministry of External Affairs	2905026	5491900	6017100
16	Ministry of Health & Family Welfare	176943498	108561800	117416300
17	Ministry of Home Affairs	2234470	3974904	3915700
18	Ministry of Housing and Urban Development	375008	406700	441200
19	Ministry of Information & Broadcasting	1476300	1132260	1439000
20	Ministry of Labour & Employment	0	1120196	1566700
21	Ministry of Law & Justice	272080	300600	544500
22	Ministry of Micro, Small & Medium Enterprises	3921737	3717500	7339100
23	Ministry of Mines	315425	314000	362800
24	Ministry of Minority Affairs	15290080	24368850	27970100
25	Ministry of New & Renewable Energy	2268356	1360000	1410400
26	Ministry of Personnel, P. Grivences & Pension	3325716	3735558	3787285
27	Ministry of Petroleum & Natural Gas	1330000	1227500	330000
28	Ministry of Power	1061900	1075600	2505500
29	Ministry of Railways	14084814	16903428	17928567
30	Ministry of Road Transport & Highways	170784	1233210	908800
31	Ministry of Rural Development	9285328	9477775	17560000
32	Ministry of Science & Technology	142744831	160430578	125617750
33	Ministry of Shipping	650000	300000	300000
34	Ministry of Skill Development & Training	15440854	23082200	31410000
35	Ministry of Social Justice & Empowerment	104475424	64010500	59373070
36	Ministry of Space	44528024	53806100	54955800
37	Ministry of Statistics & Prg. Imp.	2397650	2716510	2794210
38	Ministry of Textiles	3629246	1779300	2264200
39	Ministry of Tourism	1202175	1289500	1100000
40	Ministry of Tribal Affairs	861017	19483500	23286490
41	Ministry of Water Resources & River Development	1901350	3425620	4360525
42	Ministry of Women & Child Development	78501294	132936100	130681600
43	Ministry of Youth Affairs & Sports	15615044	19034100	21383100
44	Department of Atomic Energy	73390627	84891555	85589756
45	Department of Food Processing Ind.	738681	1274000	906000
46	Department of Post	1206264	1781080	1444850
47	Parliament Secretariats of the President and Vice President	6954	9800	9920
TOTAL		963916007	1005529209	1026904831
Ministry of Education		719306500	818687100	850102900
GRAND TOTAL		1683222507	1824216309	1877007731

**STATEMENT NO. 1(a): BUDGETED PROVISION FOR EDUCATION & TRAINING AT THE CENTRE
(REVENUE ACCOUNT)**

SCHEME: EDUCATION

(RUPEES IN THOUSANDS)

S. No.	NAME OF MINISTRY AND DEPARTMENT	2016-17	2017-18	2018-19
		(ACTUAL)	(REVISED ESTIMATE)	(BUDGET ESTIMATE)
(1)	(2)	(3)	(4)	(5)
1	Ministry of Agriculture & Farmers Welfare	62273083	71712450	80022500
2	Ministry of AYUSH	5675296	5946800	6745000
3	Ministry of chemicals & fertilizers	2303800	3292700	2617500
4	Ministry of Civil Aviation	410000	450000	499000
5	Ministry of Coal	85000	100000	100000
6	Ministry of Commerce and Industry	203264	1842800	1896500
7	Ministry of Communication	33693	109900	126600
8	Ministry of Consumer Affairs, Food & Public Distr.	436858	413750	451470
9	Ministry of Cooperate Affairs	100000	78500	59000
10	Ministry of Culture	22609540	25932600	27642800
11	Ministry of Defence	133138000	125762100	136609000
12	Ministry of Development of N.E.Region	1034261	762500	773000
13	Ministry of Earth Sciences	1706426	1990700	2446300
14	Ministry of Enviornment,Forest & Climate Change	4218796	5300100	4469000
15	Ministry of External Affairs	2709592	5369500	5871000
16	Ministry of Health & Family Welfare	175588317	106765600	115515400
17	Ministry of Home Affairs	786766	1472600	1818300
18	Ministry of Housing and Urban Development	278991	286700	291200
19	Ministry of Information & Broadcasting	704602	524040	793000
20	Ministry of Labour & Employment	0	1120196	1566700
21	Ministry of Law & Justice	272080	300600	544500
22	Ministry of Micro, Small & Medium Enterprises	1919835	2046500	3761000
23	Ministry of Minority Affairs	15092344	23828850	27390100
24	Ministry of New & Renewable Energy	2268356	1360000	1410400
25	Ministry of Personnel, P. Grivences & Pension	1645421	1835913	1861535
26	Ministry of Petroleum & Natural Gas	1330000	1227500	330000
27	Ministry of Power	1061900	1075600	2505500
28	Ministry of Railways	9020750	11173350	12040583
29	Ministry of Road Transport & Highways	170784	1233210	908800
30	Ministry of Science & Technology	142588468	160283478	125462300
31	Ministry of Shipping	650000	300000	300000
32	Ministry of Social Justice & Empowerment	104475424	64010500	59373070
33	Ministry of Space	44528024	53806100	54955800
34	Ministry of Statistics & Prg. Imp.	2397650	2716510	2794210
35	Ministry of Textiles	3369690	1545800	2074200
36	Ministry of Tribal Affairs	861017	19483500	23286490
37	Ministry of Water Resources & River Development	1901350	3425620	4360525
38	Ministry of Women & Child Development	78412706	132891300	130631800
39	Ministry of Youth Affairs & Sports	15615044	19034100	21383100
40	Department of Atomic Energy	73390627	84891555	85589756
41	Department of Food Processing Ind.	738681	1274000	906000
42	Department of Post	1206264	1781080	1444850
43	Parliament Secretariats of the President and Vice President	6954	9800	9920
TOTAL		917219654	948768402	953637709
Ministry of Education		716318218	816220800	847575400
GRAND TOTAL		1633537872	1764989202	1801213109

**STATEMENT NO. 1(b): BUDGETED PROVISION FOR EDUCATION & TRAINING AT THE CENTRE
(REVENUE ACCOUNT)**

SCHEME: TRAINING

(RUPEES IN THOUSANDS)

S. No.	NAME OF MINISTRY AND DEPARTMENT	2016-17	2017-18	2018-19
		(ACTUAL)	(REVISED ESTIMATE)	(BUDGET ESTIMATE)
(1)	(2)	(3)	(4)	(5)
1	Ministry of Agriculture & Farmers Welfare	0	76100	138400
2	Ministry of AYUSH	3509432	5462898	4399998
3	Ministry of Civil Aviation	21207	22987	29140
4	Ministry of Commerce and Industry	189602	145000	133000
5	Ministry of Consumer Affairs, Food & Public Distr.	180724	190100	191300
6	Ministry of Environment, Forest & Climate Change	3237068	1285000	635000
7	Ministry of External Affairs	195434	122400	146100
8	Ministry of Health & Family Welfare	1355181	1796200	1900900
9	Ministry of Home Affairs	1447704	2502304	2097400
10	Ministry of Housing and Urban Development	96017	120000	150000
11	Ministry of Information & Broadcasting	771698	608220	646000
12	Ministry of Micro, Small & Medium Enterprises	2001902	1671000	3578100
13	Ministry of Mines	315425	314000	362800
14	Ministry of Minority Affairs	197736	540000	580000
15	Ministry of Personnel, P. Grievances & Pension	1680295	1899645	1925750
16	Ministry of Railways	5064064	5730078	5887984
17	Ministry of Science & Technology	156363	147100	155450
18	Ministry of Skill Development & Training	15440854	23082200	31410000
19	Ministry of Textiles	259556	233500	190000
20	Ministry of Tourism	1202175	1289500	1100000
21	Ministry of Women & Child Development	88588	44800	49800
22	Ministry of Rural Development	9285328	9477775	17560000
TOTAL		46696353	56760807	73267122
Ministry of Education		2988282	2466300	2527500
GRAND TOTAL		49684635	59227107	75794622

STATEMENT NO. 2(a): BUDGETED EXPENDITURE ON EDUCATION & TRAINING BY EDUCATION & OTHER DEPARTMENTS OF 2016-17 (ACTUAL) (REVENUE ACCOUNT)

(RUPEES IN THOUSANDS)

S. No.	STATE/UNION TERRITORY	EDUCATION DEPARTMENTS	OTHER DEPARTMENTS 2016-17 (ACTUAL)				GRAND TOTAL
			EDUCATION	TRAINING		TOTAL	
				FORMAL	INFORMAL		
(1)	(2)	(3)	(4)	(5)	(6)	(7)	(8)
1	ANDHRA PRADESH	185480855	119332054	1729367	0	121061421	306542276
2	ARUNACHAL PRADESH	9952729	2918397	63352	0	2981749	12934478
3	ASSAM	114411384	14026157	1029672	0	15055829	129467213
4	BIHAR	106840471	31110402	4254511	4370	35369283	142209754
5	CHHATTISGARH	97097530	5262336	2167419	280990	7710745	104808275
6	GOA	13157763	539505	419668	0	959173	14116936
7	GUJARAT	182950111	68542451	75692030	631139	144865621	327815732
8	HARYANA	100599333	16084368	3141559	26170	19252097	119851430
9	HIMACHAL PRADESH	43373968	5322973	1216525	0	6539498	49913466
10	JAMMU & KASHMIR	46080530	13415002	6007900	0	19422902	65503432
11	JHARKHAND	70918611	16096516	2239437	20000	18355953	89274564
12	KARNATAKA	201136332	47032047	14375282	0	61407329	262543661
13	KERALA	162336837	59595607	5618838	757885	65972329	228309166
14	MADHYA PRADESH	171221925	46702501	4338432	0	51040933	222262858
15	MAHARAHSTRA	431740455	140958665	9206459	17833	150182957	581923412
16	MANIPUR	8369993	5232012	478962	4949	5715923	14085916
17	MEGHALAYA	17363546	1564771	547472	0	2112243	19475789
18	MIZORAM	8862080	8181515	7907764	60379	16149658	25011738
19	NAGALAND	10400019	301479	666265	0	967744	11367763
20	ODISHA	93760940	28519704	9190598	120961	37831263	131592203
21	PUNJAB	86327773	11913243	2437057	0	14350300	100678073
22	RAJASTHAN	242702129	24549121	2471925	0	27021046	269723175
23	SIKKIM	6641050	307871	501922	19620	829413	7470463
24	TAMIL NADU	254714426	86546589	8164209	264970	94975768	349690194
25	TELANGANA	87610016	92461011	1956141	0	94417152	182027168
26	TRIPURA	15832479	1703715	354826	5691	2064232	17896711
27	UTTARAKHAND	46199942	11987290	1232586	0	13219876	59419818
28	UTTAR PRADESH	420310798	139159921	5622843	0	144782764	565093562
29	WEST BENGAL	225540913	95251191	4564168	0	99815359	325356272
	TOTAL STATES	3461934937	1094618414	177597189	2214957	1274430560	4736365498
30	A & N ISLANDS	4978889	996707	197877	7442	1202026	6180915
31	CHANDIGARH	6040133	2563602	247900	0	2811502	8851635
32	DADRA & NAGAR HAVELI	1815770	85878	26175	0	112053	1927823
33	DAMAN & DIU	1616223	104533	40105	0	144638	1760861
34	DELHI	75099811	3469919	2013084	0	5483003	80582814
35	LAKSHADWEEP	1428751	195926	0	0	195926	1624677
36	PUDUCHERRY	7888538	2423097	142392	22546	2588035	10476573
	TOTAL U.T.	98868115	9839662	2667533	29988	12537183	111405298
	TOTAL (STATE & UTs)	3560803052	1104458076	180264722	2244945	1286967743	4847770796
	CENTRE TOTAL	719306500	917219654	46696353	0	963916007	1683222507
	GRAND TOTAL	4280109552	2021677730	226961075	2244945	2250883750	6530993303

STATEMENT NO. 2(b) :BUDGETED EXPENDITURE ON EDUCATION & TRAINING BY EDUCATION & OTHER DEPARTMENTS OF 2017-18 (REVISED ESTIMATE) (REVENUE ACCOUNT)

(RUPEES IN THOUSANDS)

S. No.	STATE/UNION TERRITORY	EDUCATION DEPARTMENTS	OTHER DEPARTMENTS 2017-18 (RE)				GRAND TOTAL
			EDUCATION	TRAINING		TOTAL	
				FORMAL	INFORMAL		
(1)	(2)	(3)	(4)	(5)	(6)	(7)	(8)
1	ANDHRA PRADESH	199862613	139647298	2884654	0	142531952	342394565
2	ARUNACHAL PRADESH	11212379	3539168	391588	0	3930756	15143135
3	ASSAM	146707182	18728023	1773113	0	20501136	167208318
4	BIHAR	138887286	36215850	5521100	6446	41743396	180630682
5	CHHATTISGARH	115301967	8440080	2910122	532970	11883172	127185139
6	GOA	15598422	7402193	586446	0	7988639	23587061
7	GUJARAT	216473958	74148187	83471564	624583	158244334	374718292
8	HARYANA	115075535	19145328	4053443	54460	23253231	138328766
9	HIMACHAL PRADESH	32834945	10872384	1827559	0	12699943	45534888
10	JAMMU & KASHMIR	51513407	12278542	3137139	0	15415681	66929088
11	JHARKHAND	81298860	18405314	2861740	50000	21317054	102615914
12	KARNATAKA	210677882	52173826	16946069	0	69119895	279797777
13	KERALA	173582553	68380105	5595049	601881	74577034	248159587
14	MADHYA PRADESH	209122904	43223526	6289379	0	49512905	258635809
15	MAHARAHSTRA	500823579	142342501	10251600	42661	152636762	653460341
16	MANIPUR	9976267	5060241	496559	3637	5560437	15536704
17	MEGHALAYA	17958067	1718260	803501	0	2521761	20479828
18	MIZORAM	9652455	9137458	8790438	61764	17989660	27642115
19	NAGALAND	11561919	319799	739236	0	1059035	12620954
20	ODISHA	120988440	31679086	14445067	98365	46222518	167210958
21	PUNJAB	104655925	13834140	3360331	0	17194471	121850396
22	RAJASTHAN	233176306	24526706	2746320	0	27273026	260449332
23	SIKKIM	7411104	425262	491808	20548	937618	8348722
24	TAMIL NADU	279726298	98880544	10126683	307640	109314867	389041165
25	TELANGANA	102295813	90518859	1933800	0	92452659	194748472
26	TRIPURA	20319987	1748601	414875	5478	2168953	22488941
27	UTTARAKHAND	54693711	14616470	1435635	0	16052105	70745815
28	UTTAR PRADESH	485612483	184296753	8332682	0	192629435	678241918
29	WEST BENGAL	249863659	113037643	3317160	0	116354803	366218462
	TOTAL STATES	3926865906	1244742146	205934659	2410433	1453087238	5379953144
30	A & N ISLANDS	5592200	653092	223861	7440	884393	6476593
31	CHANDIGARH	6424200	2825980	298770	0	3124750	9548950
32	DADRA & NAGAR HAVELI	1629100	98100	35480	0	133580	1762680
33	DAMAN & DIU	1516000	100000	46110	0	146110	1662110
34	DELHI	91686020	5183573	4377277	0	9560850	101246870
35	LAKSHADWEEP	1498200	182550	24200	0	206750	1704950
36	PUDUCHERRY	7743301	2286089	177926	26149	2490164	10233465
	TOTAL U.T.	116089021	11329384	5183624	33589	16546597	132635618
	TOTAL (STATE & UTs)	4042954927	1256071530	211118283	2444022	1469633835	5512588762
	CENTRE TOTAL	818687100	948768402	56760807	0	1005529209	1824216309
	GRAND TOTAL	4861642027	2204839932	267879090	2444022	2475163044	7336805071

**STATEMENT NO. 2(c): BUDGETED EXPENDITURE ON EDUCATION & TRAINING BY EDUCATION & OTHER DEPARTMENTS
OF 2018-19 (BUDGET ESTIMATE) (REVENUE ACCOUNT)**

(RUPEES IN THOUSANDS)

S. No.	STATE/UNION TERRITORY	EDUCATION DEPARTMENTS	OTHER DEPARTMENTS 2018-19 (BE)				GRAND TOTAL
			EDUCATION	TRAINING		TOTAL	
				FORMAL	INFORMAL		
(1)	(2)	(3)	(4)	(5)	(6)	(7)	(8)
1	ANDHRA PRADESH	256371166	150392391	2610923	0	153003314	409374480
2	ARUNACHAL PRADESH	9971381	2447338	485994	0	2933332	12904713
3	ASSAM	158430441	21043113	1952616	0	22995729	181426170
4	BIHAR	154728302	35037441	7548373	6802	42592616	197320918
5	CHHATTISGARH	152586411	8838946	3136823	567511	12543280	165129691
6	GOA	16060299	9148932	945387	0	10094319	26154618
7	GUJARAT	218365793	68408075	82076208	748183	151232465	369598258
8	HARYANA	129835509	22938154	6190481	83457	29212092	159047601
9	HIMACHAL PRADESH	59750965	10263364	1879724	0	12143088	71894053
10	JAMMU & KASHMIR	55693440	17743612	7028050	0	24771662	80465102
11	JHARKHAND	93396670	21194641	3488372	100000	24783013	118179683
12	KARNATAKA	233906786	54825500	13055400	0	67880900	301787686
13	KERALA	186531004	74113514	7184171	641402	81939087	268470091
14	MADHYA PRADESH	244818862	50991379	8734401	0	59725780	304544642
15	MAHARAHSTRA	549066305	167351432	10998531	62594	178412557	727478862
16	MANIPUR	10304508	5368917	538639	3711	5911267	16215775
17	MEGHALAYA	15524972	1164969	702024	0	1866993	17391965
18	MIZORAM	9505597	9711760	9366313	49557	19127630	28633227
19	NAGALAND	13903875	331047	840752	0	1171799	15075674
20	ODISHA	133441989	38379985	16954054	91870	55425909	188867898
21	PUNJAB	107864268	15714273	3801970	0	19516243	127380511
22	RAJASTHAN	280341617	28946743	3193794	0	32140537	312482154
23	SIKKIM	8164777	409184	389046	18324	816554	8981331
24	TAMIL NADU	291753895	110687945	10305718	332859	121326522	413080417
25	TELANGANA	111614017	115732214	2101292	0	117833506	229447523
26	TRIPURA	24854526	2015646	557778	5661	2579085	27433611
27	UTTARAKHAND	66595332	19241680	2623229	0	21864909	88460241
28	UTTAR PRADESH	544707521	308852724	9445794	0	318298518	863006039
29	WEST BENGAL	283716000	117884317	2939847	0	120824164	404540164
	TOTAL STATES	4421806227	1489179235	221075704	2711931	1712966870	6134773097
30	A & N ISLANDS	5765500	689650	229890	7950	927490	6692990
31	CHANDIGARH	6649900	3294500	324500	0	3619000	10268900
32	DADRA & NAGAR HAVELI	1271500	102700	31180	0	133880	1405380
33	DAMAN & DIU	1447600	65200	66300	0	131500	1579100
34	DELHI	94808724	7336998	6290178	0	13627176	108435900
35	LAKSHADWEEP	1540400	161200	2970	0	164170	1704570
36	PUDUCHERRY	10121329	2162148	189503	31689	2383340	12504669
	TOTAL U.T.	121604953	13812396	7134521	39639	20986556	142591509
	TOTAL (STATE & UTs)	4543411180	1502991631	228210225	2751570	1733953426	6277364606
	CENTRE TOTAL	850102900	953637709	73267122	0	1026904831	1877007731
	GRAND TOTAL	5393514080	2456629340	301477347	2751570	2760858257	8154372337

STATEMENT NO. 3: TOTAL STATE BUDGET AND EXPENDITURE ON EDUCATION & TRAINING (REVENUE ACCOUNT)

(RUPEES IN THOUSANDS)

S. No.	STATE/UNION TERRITORY	2016-17 (ACTUAL)			2017-18 (REVISED ESTIMATE)			2018-19 (BUDGET ESTIMATE)		
		TOTAL STATE BUDGET	EXP. ON EDU. BY EDU. & OTHER DEPTS.	% AGE OF COL(4) To COL(3)	TOTAL STATE BUDGET	EXP. ON EDU. BY EDU. & OTHER DEPTS.	% AGE OF COL(7) To COL(6)	TOTAL STATE BUDGET	EXP. ON EDU. BY EDU. & OTHER DEPTS.	% AGE OF COL(10) To COL(9)
(1)	(2)	(3)	(4)	(5)	(6)	(7)	(8)	(9)	(10)	(11)
1	ANDHRA PRADESH	1161782100	306542276	26.39	1272720200	342394565	26.90	1502719900	409374480	27.24
2	ARUNACHAL PRADESH	93945400	12934478	13.77	114313300	15143135	13.25	102556600	12904713	12.58
3	ASSAM	493627200	129467213	26.23	792565400	167208318	21.10	713293700	181426170	25.43
4	BIHAR	947651800	142209754	15.01	1316612400	180630682	13.72	1367396700	197320918	14.43
5	CHHATTISGARH	481646000	104808275	21.76	653921000	127185139	19.45	684226200	165129691	24.13
6	GOA	88659700	14116936	15.92	106123000	23587061	22.23	117360500	26154618	22.29
7	GUJARAT	1038948300	327815732	31.55	1255739200	374718292	29.84	1346333000	369598258	27.45
8	HARYANA	684034300	119851430	17.52	783113000	138328766	17.66	851865300	159047601	18.67
9	HIMACHAL PRADESH	253442200	49913466	19.69	306511500	45534888	14.86	335679600	71894053	21.42
10	JAMMU & KASHMIR	398121800	65503432	16.45	433237600	66929088	15.45	505600800	80465102	15.91
11	JHARKHAND	450858900	89274564	19.80	582224300	102615914	17.62	627444400	118179683	18.84
12	KARNATAKA	1319207500	262543661	19.90	1456490700	279797777	19.21	1662896000	301787686	18.15
13	KERALA	910963100	228309166	25.06	1013464900	248159587	24.49	1156610500	268470091	23.21
14	MADHYA PRADESH	1195373700	222262858	18.59	1344965300	258635809	19.23	1556239200	304544642	19.57
15	MAHARAHSTRA	2132287300	581923412	27.29	2724482600	653460341	23.98	3013428600	727478862	24.14
16	MANIPUR	81847600	14085916	17.21	102941100	15536704	15.09	110092400	16215775	14.73
17	MEGHALAYA	83365400	19475789	23.36	106476400	20479828	19.23	120363000	17391965	14.45
18	MIZORAM	62303400	25011738	40.15	75988800	27642115	36.38	71796200	28633227	39.88
19	NAGALAND	86640700	11367763	13.12	105623500	12620954	11.95	121128300	15075674	12.45
20	ODISHA	650405300	131592203	20.23	808225600	167210958	20.69	902200000	188867898	20.93
21	PUNJAB	552960500	100678073	18.21	711819000	121850396	17.12	863512700	127380511	14.75
22	RAJASTHAN	1271401400	269723175	21.21	1548585100	260449332	16.82	1691183500	312482154	18.48
23	SIKKIM	37880800	7470463	19.72	48738600	8348722	17.13	53562700	8981331	16.77
24	TAMIL NADU	1531952600	349690194	22.83	1741949700	389041165	22.33	1937420600	413080417	21.32
25	TELANGANA	814322000	182027168	22.35	1066028500	194748472	18.27	1254547000	229447523	18.29
26	TRIPURA	87476800	17896711	20.46	112127200	22488941	20.06	129339700	27433611	21.21
27	UTTARAKHAND	252715000	190982706	75.57	297447000	247323146	83.15	356273100	384893850	108.03
28	UTTAR PRADESH	2365922600	433530674	18.32	2865135700	501664588	17.51	3215202700	566572430	17.62
29	WEST BENGAL	1339175600	325356272	24.30	1440396900	366218462	25.42	1467477600	404540164	27.57
	TOTAL STATES	20868919000	4736365498	22.70	25187967500	5379953144	21.36	27837750500	6134773097	22.04
30	A & N ISLANDS	40039800	6180915	15.44	38407200	6476593	16.86	39430100	6692990	16.97
31	CHANDIGARH	32855700	8851635	26.94	36493700	9548950	26.17	37454200	10268900	27.42
32	DADRA & NAGAR HAVELI	7418700	1927823	25.99	7597800	1762680	23.20	8006200	1405380	17.55
33	DAMAN & DIU	4522700	1760861	38.93	4373300	1662110	38.01	4648500	1579100	33.97
34	DELHI	293019200	80582814	27.50	363264600	101246870	27.87	430918100	108435900	25.16
35	LAKSHADWEEP	8811400	1624677	18.44	10465300	1704950	16.29	10938600	1704570	15.58
36	PUDUCHERRY	54582600	10476573	19.19	59607800	10233465	17.17	64570000	12504669	19.37
	TOTAL U.T.	441250100	111405298	25.25	520209700	132635618	25.50	595965700	142591509	23.93
	TOTAL (STATE & UTs)	21310169100	4847770796	22.75	25708177200	5512588762	21.44	28433716200	6277364606	22.08
	CENTRE TOTAL	19330180600	1683222507	8.71	22175342000	1824216309	8.23	24098951200	1877007731	7.79
	GRAND TOTAL	40640349700	6530993303	16.07	47883519200	7336805071	15.32	52532667400	8154372337	15.52

**STATEMENT NO. 4: BUDGETED EXPENDITURE ON ELEMENTARY EDUCATION (REVENUE ACCOUNT)-
TOTAL EXPENDITURE**

(RUPEES IN THOUSANDS)

S. No.	STATE/UNION TERRITORY	2016-17 (ACTUAL)	% AGE TO TOTAL EXP. ON EDUCATION	2017-18 (REVISED ESTIMATE)	% AGE TO TOTAL EXP. ON EDUCATION	2018-19 (BUDGET ESTIMATE)	% AGE TO TOTAL EXP. ON EDUCATION
(1)	(2)	(3)	(4)	(5)	(6)	(7)	(8)
1	ANDHRA PRADESH	73484789	39.62	80253984	40.15	94501358	36.86
2	ARUNACHAL PRADESH	5448985	54.75	7221546	64.41	5705988	57.22
3	ASSAM	62898868	54.98	77247001	52.65	80876719	51.05
4	BIHAR	49263389	46.11	57487160	41.39	58108270	37.56
5	CHHATTISGARH	51498280	53.04	61855357	53.65	85991020	56.36
6	GOA	2993968	22.75	3722591	23.87	4453537	27.73
7	GUJARAT	109865938	60.05	134134282	61.96	123708915	56.65
8	HARYANA	56184806	55.85	63557700	55.23	71291570	54.91
9	HIMACHAL PRADESH	22473140	51.81	6032586	18.37	31529893	52.77
10	JAMMU & KASHMIR	18604268	40.37	21409790	41.56	22570806	40.53
11	JHARKHAND	45691554	64.43	47778120	58.77	56783569	60.80
12	KARNATAKA	105707406	52.56	114360900	54.28	132723286	56.74
13	KERALA	63329543	39.01	65951089	37.99	68703727	36.83
14	MADHYA PRADESH	97858217	57.15	122351716	58.51	104122255	42.53
15	MAHARAHSTRA	191742010	44.41	236369265	47.20	258019192	46.99
16	MANIPUR	3378819	40.37	4187736	41.98	4297304	41.70
17	MEGHALAYA	8998185	51.82	9887712	55.06	7322554	47.17
18	MIZORAM	4366009	49.27	4540114	47.04	4568024	48.06
19	NAGALAND	4678981	44.99	5267732	45.56	6275871	45.14
20	ODISHA	44198815	47.14	59356512	49.06	60119897	45.05
21	PUNJAB	27660298	32.04	36112531	34.51	35159509	32.60
22	RAJASTHAN	106475476	43.87	74303282	31.87	85967699	30.67
23	SIKKIM	1265382	19.05	1536174	20.73	1545755	18.93
24	TAMIL NADU	108194420	42.48	117653973	42.06	116115646	39.80
25	TELANGANA	32320474	36.89	40455474	39.55	42856910	38.40
26	TRIPURA	6423437	40.57	8235136	40.53	9440275	37.98
27	UTTARAKHAND	18966301	41.05	22465748	41.08	27921378	41.93
28	UTTAR PRADESH	325705422	77.49	380173645	78.29	426543287	78.31
29	WEST BENGAL	66141248	29.33	74197340	29.70	86520985	30.50
	TOTAL STATES	1715818427	49.56	1938106197	49.36	2113745198	47.80
30	A & N ISLANDS	2702156	54.27	3117614	55.75	3209959	55.68
31	CHANDIGARH	2268976	37.57	2230300	34.72	2346395	35.28
32	DADRA & NAGAR HAVELI	1072157	59.05	981700	60.26	611600	48.10
33	DAMAN & DIU	365280	22.60	315400	20.80	269400	18.61
34	DELHI	16421856	21.87	21837653	23.82	22355571	23.58
35	LAKSHADWEEP	466222	32.63	510000	34.04	498000	32.33
36	PUDUCHERRY	2416731	30.64	2536759	32.76	2525731	24.95
	TOTAL U.T.	25713378	26.01	31529426	27.16	31816656	26.16
	TOTAL (STATE & UTs)	1741531805	48.91	1969635623	48.72	2145561854	47.22
	CENTRE TOTAL	316745667	44.03	340072433	41.54	372061433	43.77
	GRAND TOTAL	2058277472	48.09	2309708056	47.51	2517623288	46.68

**STATEMENT NO. 4.1: BUDGETED EXPENDITURE ON ELEMENTARY EDUCATION (REVENUE ACCOUNT)-
DIRECTION, INSPECTION & ADMINISTRATION**

(RUPEES IN THOUSANDS)

S. No.	STATE/UNION TERRITORY	2016-17 (ACTUAL)	% AGE TO TOTAL EXP. ON ELEMENTARY EDUCATION	2017-18 (REVISED ESTIMATE)	% AGE TO TOTAL EXP. ON ELEMENTARY EDUCATION	2018-19 (BUDGET ESTIMATE)	% AGE TO TOTAL EXP. ON ELEMENTARY EDUCATION
(1)	(2)	(3)	(4)	(5)	(6)	(7)	(8)
1	ANDHRA PRADESH	8162852	11.11	3011467	3.75	5813401	6.15
2	ARUNACHAL PRADESH	4830268	88.65	5801580	80.34	5655988	99.12
3	ASSAM	853834	1.36	950214	1.23	1125502	1.39
4	BIHAR	406778	0.83	714740	1.24	196347	0.34
5	CHHATTISGARH	1652525	3.21	2272100	3.67	2381070	2.77
6	GOA	85213	2.85	104209	2.80	94998	2.13
7	GUJARAT	284115	0.26	992495	0.74	734408	0.59
8	HARYANA	609873	1.09	731300	1.15	1013670	1.42
9	HIMACHAL PRADESH	713210	3.17	908551	15.06	1087699	3.45
10	JAMMU & KASHMIR	16494245	88.66	18549440	86.64	19710456	87.33
11	JHARKHAND	448460	0.98	656938	1.37	935060	1.65
12	KARNATAKA	0	0.00	1000	0.00	500	0.00
13	KERALA	855611	1.35	954478	1.45	1017610	1.48
14	MADHYA PRADESH	1101468	1.13	1251286	1.02	1573175	1.51
15	MAHARAHSTRA	134380	0.07	145287	0.06	156140	0.06
16	MANIPUR	98103	2.90	168598	4.03	137691	3.20
17	MEGHALAYA	330053	3.67	140030	1.42	168540	2.30
18	MIZORAM	223257	5.11	192958	4.25	78081	1.71
19	NAGALAND	0	0.00	0	0.00	0	0.00
20	ODISHA	1148905	2.60	1554422	2.62	1579803	2.63
21	PUNJAB	212286	0.77	248424	0.69	253554	0.72
22	RAJASTHAN	1438521	1.35	1139860	1.53	1093616	1.27
23	SIKKIM	0	0.00	0	0.00	0	0.00
24	TAMIL NADU	1743933	1.61	1907996	1.62	2131003	1.84
25	TELANGANA	0	0.00	0	0.00	0	0.00
26	TRIPURA	119479	1.86	211992	2.57	41108	0.44
27	UTTARAKHAND	363076	1.91	410647	1.83	535002	1.92
28	UTTAR PRADESH	1645352	0.51	1834844	0.48	2178167	0.51
29	WEST BENGAL	600729	0.91	715550	0.96	116072	0.13
	TOTAL STATES	44556526	2.60	45570406	2.35	49808661	2.36
30	A & N ISLANDS	0	0.00	0	0.00	0	0.00
31	CHANDIGARH	2192604	96.63	2147950	96.31	2257310	96.20
32	DADRA & NAGAR HAVELI	0	0.00	0	0.00	0	0.00
33	DAMAN & DIU	266086	72.84	268900	85.26	266700	99.00
34	DELHI	0	0.00	0	0.00	0	0.00
35	LAKSHADWEEP	0	0.00	0	0.00	0	0.00
36	PUDUCHERRY	0	0.00	0	0.00	0	0.00
	TOTAL U.T.	2458690	9.56	2416850	7.67	2524010	7.93
	TOTAL (STATE & UTs)	47015216	2.70	47987256	2.44	52332671	2.44

**STATEMENT NO. 4.2: BUDGETED EXPENDITURE ON ELEMENTARY EDUCATION (REVENUE ACCOUNT)-
GOVERNMENT PRIMARY SCHOOLS**

(RUPEES IN THOUSANDS)

S. No.	STATE/UNION TERRITORY	2016-17 (ACTUAL)	% AGE TO TOTAL EXP. ON ELEMENTARY EDUCATION	2017-18 (REVISED ESTIMATE)	% AGE TO TOTAL EXP. ON ELEMENTARY EDUCATION	2018-19 (BUDGET ESTIMATE)	% AGE TO TOTAL EXP. ON ELEMENTARY EDUCATION
(1)	(2)	(3)	(4)	(5)	(6)	(7)	(8)
1	ANDHRA PRADESH	1551644	2.11	1784423	2.22	2162505	2.29
2	ARUNACHAL PRADESH	0	0.00	0	0.00	0	0.00
3	ASSAM	40424258	64.27	50242916	65.04	52577161	65.01
4	BIHAR	32182723	65.33	35020500	60.92	36092100	62.11
5	CHHATTISGARH	18627245	36.17	31980017	51.70	35082530	40.80
6	GOA	1668963	55.74	1746976	46.93	2051989	46.08
7	GUJARAT	613392	0.56	1008364	0.75	642066	0.52
8	HARYANA	47016745	83.68	53022450	83.42	59062700	82.85
9	HIMACHAL PRADESH	21198813	94.33	3938679	65.29	29206994	92.63
10	JAMMU & KASHMIR	0	0.00	0	0.00	0	0.00
11	JHARKHAND	35422960	77.53	38931133	81.48	43189143	76.06
12	KARNATAKA	1261	0.00	0	0.00	0	0.00
13	KERALA	20066792	31.69	22154945	33.59	22519096	32.78
14	MADHYA PRADESH	43194625	44.14	61376379	50.16	79498094	76.35
15	MAHARAHSTRA	0	0.00	0	0.00	0	0.00
16	MANIPUR	2935449	86.88	3521574	84.09	3653755	85.02
17	MEGHALAYA	2585657	28.74	2772431	28.04	3194233	43.62
18	MIZORAM	3868399	88.60	3992834	87.95	4259810	93.25
19	NAGALAND	4450943	95.13	4954764	94.06	6198171	98.76
20	ODISHA	40902686	92.54	54327923	91.53	53594548	89.15
21	PUNJAB	22566978	81.59	24778785	68.62	23088574	65.67
22	RAJASTHAN	2701862	2.54	2825162	3.80	3491530	4.06
23	SIKKIM	6718	0.53	38082	2.48	30000	1.94
24	TAMIL NADU	63679962	58.86	65680702	55.83	80006483	68.90
25	TELANGANA	2529498	7.83	2854517	7.06	3060435	7.14
26	TRIPURA	684302	10.65	205871	2.50	1711304	18.13
27	UTTARAKHAND	17472936	92.13	20098202	89.46	24808244	88.85
28	UTTAR PRADESH	167797	0.05	158912	0.04	190262	0.04
29	WEST BENGAL	44393	0.07	49278	0.07	54395	0.06
	TOTAL STATES	426567000	24.86	487465819	25.15	569426122	26.94
30	A & N ISLANDS	2394978	88.63	2804000	89.94	2884950	89.87
31	CHANDIGARH	0	0.00	0	0.00	0	0.00
32	DADRA & NAGAR HAVELI	589157	54.95	541700	55.18	611600	100.00
33	DAMAN & DIU	0	0.00	0	0.00	0	0.00
34	DELHI	0	0.00	1688850	7.73	1262050	5.65
35	LAKSHADWEEP	466222	100.00	510000	100.00	498000	100.00
36	PUDUCHERRY	1854642	76.74	1982091	78.13	95015	3.76
	TOTAL U.T.	5304999	20.63	7526641	23.87	5351615	16.82
	TOTAL (STATE & UTs)	431871999	24.80	494992460	25.13	574777737	26.79

**STATEMENT NO. 4.3: BUDGETED EXPENDITURE ON ELEMENTARY EDUCATION (REVENUE ACCOUNT)-
ASSISTANCE TO NON-GOVT. PRIMARY SCHOOLS**

(RUPEES IN THOUSANDS)

S. No.	STATE/UNION TERRITORY	2016-17 (ACTUAL)	% AGE TO TOTAL EXP. ON ELEMENTARY EDUCATION	2017-18 (REVISED ESTIMATE)	% AGE TO TOTAL EXP. ON ELEMENTARY EDUCATION	2018-19 (BUDGET ESTIMATE)	% AGE TO TOTAL EXP. ON ELEMENTARY EDUCATION
(1)	(2)	(3)	(4)	(5)	(6)	(7)	(8)
1	ANDHRA PRADESH	3102003	4.22	3879555	4.83	4267149	4.52
2	ARUNACHAL PRADESH	0	0.00	10000	0.14	50000	0.88
3	ASSAM	185957	0.30	1214315	1.57	1170105	1.45
4	BIHAR	236267	0.48	1216900	2.12	716801	1.23
5	CHHATTISGARH	915441	1.78	1478000	2.39	1558000	1.81
6	GOA	995550	33.25	1200000	32.24	1250000	28.07
7	GUJARAT	0	0.00	0	0.00	0	0.00
8	HARYANA	365135	0.65	360000	0.57	430000	0.60
9	HIMACHAL PRADESH	36702	0.16	7403	0.12	2000	0.01
10	JAMMU & KASHMIR	0	0.00	0	0.00	0	0.00
11	JHARKHAND	1727818	3.78	1810878	3.79	1903293	3.35
12	KARNATAKA	2261882	2.14	3500000	3.06	2000000	1.51
13	KERALA	37615890	59.40	39808578	60.36	41282251	60.09
14	MADHYA PRADESH	1913489	1.96	2045000	1.67	5048200	4.85
15	MAHARAHSTRA	74541	0.04	1226684	0.52	1086002	0.42
16	MANIPUR	200510	5.93	260106	6.21	260106	6.05
17	MEGHALAYA	6075653	67.52	6963001	70.42	3947451	53.91
18	MIZORAM	204249	4.68	221564	4.88	230133	5.04
19	NAGALAND	13513	0.29	3500	0.07	3500	0.06
20	ODISHA	1175921	2.66	1455294	2.45	1731738	2.88
21	PUNJAB	61446	0.22	70000	0.19	70000	0.20
22	RAJASTHAN	30781	0.03	11	0.00	11	0.00
23	SIKKIM	0	0.00	0	0.00	0	0.00
24	TAMIL NADU	22316461	20.63	28059514	23.85	28395985	24.45
25	TELANGANA	1013266	3.14	1066667	2.64	1066667	2.49
26	TRIPURA	78592	1.22	85063	1.03	87550	0.93
27	UTTARAKHAND	1101089	5.81	1532000	6.82	2002240	7.17
28	UTTAR PRADESH	249823987	76.70	290693217	76.46	331488956	77.72
29	WEST BENGAL	46352453	70.08	53351319	71.90	56332296	65.11
	TOTAL STATES	377878596	22.02	441518569	22.78	486380434	23.01
30	A & N ISLANDS	0	0.00	0	0.00	0	0.00
31	CHANDIGARH	40000	1.76	45000	2.02	47000	2.00
32	DADRA & NAGAR HAVELI	0	0.00	0	0.00	0	0.00
33	DAMAN & DIU	0	0.00	0	0.00	0	0.00
34	DELHI	0	0.00	0	0.00	0	0.00
35	LAKSHADWEEP	0	0.00	0	0.00	0	0.00
36	PUDUCHERRY	0	0.00	0	0.00	0	0.00
	TOTAL U.T.	40000	0.16	45000	0.14	47000	0.15
	TOTAL (STATE & UTs)	377918596	21.70	441563569	22.42	486427434	22.67

**STATEMENT NO. 4.4: BUDGETED EXPENDITURE ON ELEMENTARY EDUCATION (REVENUE ACCOUNT)-
ASSISTANCE TO LOCAL BODIES FOR PRIMARY EDUCATION**

(RUPEES IN THOUSANDS)

S. No.	STATE/UNION TERRITORY	2016-17 (ACTUAL)	% AGE TO TOTAL EXP. ON ELEMENTARY EDUCATION	2017-18 (REVISED ESTIMATE)	% AGE TO TOTAL EXP. ON ELEMENTARY EDUCATION	2018-19 (BUDGET ESTIMATE)	% AGE TO TOTAL EXP. ON ELEMENTARY EDUCATION
(1)	(2)	(3)	(4)	(5)	(6)	(7)	(8)
1	ANDHRA PRADESH	59432632	80.88	66681271	83.09	78831277	83.42
2	ARUNACHAL PRADESH	0	0.00	0	0.00	0	0.00
3	ASSAM	143847	0.23	809073	1.05	80506	0.10
4	BIHAR	10355933	21.02	13790004	23.99	14360800	24.71
5	CHHATTISGARH	19411570	37.69	6486576	10.49	27551762	32.04
6	GOA	0	0.00	0	0.00	0	0.00
7	GUJARAT	0	0.00	0	0.00	0	0.00
8	HARYANA	0	0.00	100	0.00	100	0.00
9	HIMACHAL PRADESH	0	0.00	0	0.00	0	0.00
10	JAMMU & KASHMIR	23	0.00	350	0.00	350	0.00
11	JHARKHAND	0	0.00	0	0.00	0	0.00
12	KARNATAKA	95670504	90.51	100022700	87.46	125774700	94.76
13	KERALA	7810	0.01	42000	0.06	42000	0.06
14	MADHYA PRADESH	50693635	51.80	56995348	46.58	17880890	17.17
15	MAHARAHSTRA	186736193	97.39	227955685	96.44	249544001	96.72
16	MANIPUR	0	0.00	0	0.00	0	0.00
17	MEGHALAYA	0	0.00	2000	0.02	2030	0.03
18	MIZORAM	0	0.00	0	0.00	0	0.00
19	NAGALAND	0	0.00	0	0.00	0	0.00
20	ODISHA	0	0.00	0	0.00	0	0.00
21	PUNJAB	0	0.00	0	0.00	0	0.00
22	RAJASTHAN	46819084	43.97	39742036	53.49	43631606	50.75
23	SIKKIM	1148537	90.77	1294741	84.28	1396960	90.37
24	TAMIL NADU	64770	0.06	65373	0.06	65373	0.06
25	TELANGANA	28721745	88.87	36489652	90.20	38679111	90.25
26	TRIPURA	0	0.00	0	0.00	0	0.00
27	UTTARAKHAND	0	0.00	0	0.00	0	0.00
28	UTTAR PRADESH	0	0.00	0	0.00	0	0.00
29	WEST BENGAL	0	0.00	0	0.00	0	0.00
	TOTAL STATES	499206283	29.09	550376909	28.40	597841466	28.28
30	A & N ISLANDS	0	0.00	0	0.00	0	0.00
31	CHANDIGARH	0	0.00	0	0.00	0	0.00
32	DADRA & NAGAR HAVELI	483000	45.05	440000	44.82	0	0.00
33	DAMAN & DIU	97100	26.58	43800	13.89	0	0.00
34	DELHI	15935393	97.04	17002203	77.86	17992421	80.48
35	LAKSHADWEEP	0	0.00	0	0.00	0	0.00
36	PUDUCHERRY	0	0.00	0	0.00	0	0.00
	TOTAL U.T.	16515493	64.23	17486003	55.46	17992421	56.55
	TOTAL (STATE & UTs)	515721776	29.61	567862912	28.83	615833887	28.70

**STATEMENT NO. 4.5: BUDGETED EXPENDITURE ON ELEMENTARY EDUCATION (REVENUE ACCOUNT)-
TEACHER'S TRAINING**

(RUPEES IN THOUSANDS)

S. No.	STATE/UNION TERRITORY	2016-17 (ACTUAL)	% AGE TO TOTAL EXP. ON ELEMENTARY EDUCATION	2017-18 (REVISED ESTIMATE)	% AGE TO TOTAL EXP. ON ELEMENTARY EDUCATION	2018-19 (BUDGET ESTIMATE)	% AGE TO TOTAL EXP. ON ELEMENTARY EDUCATION
(1)	(2)	(3)	(4)	(5)	(6)	(7)	(8)
1	ANDHRA PRADESH	0	0.00	0	0.00	0	0.00
2	ARUNACHAL PRADESH	80623	1.48	227366	3.15	0	0.00
3	ASSAM	5980	0.01	25492	0.03	26100	0.03
4	BIHAR	0	0.00	1	0.00	1	0.00
5	CHHATTISGARH	37481	0.07	214884	0.35	232054	0.27
6	GOA	9271	0.31	11872	0.32	12550	0.28
7	GUJARAT	246586	0.22	246969	0.18	348622	0.28
8	HARYANA	0	0.00	0	0.00	0	0.00
9	HIMACHAL PRADESH	24882	0.11	11800	0.20	15900	0.05
10	JAMMU & KASHMIR	0	0.00	0	0.00	0	0.00
11	JHARKHAND	98698	0.22	186610	0.39	360373	0.63
12	KARNATAKA	261823	0.25	287000	0.25	268800	0.20
13	KERALA	87318	0.14	153120	0.23	210520	0.31
14	MADHYA PRADESH	8117	0.01	10601	0.01	11893	0.01
15	MAHARAHSTRA	711457	0.37	785608	0.33	870748	0.34
16	MANIPUR	0	0.00	250	0.01	450	0.01
17	MEGHALAYA	0	0.00	0	0.00	0	0.00
18	MIZORAM	0	0.00	0	0.00	0	0.00
19	NAGALAND	0	0.00	0	0.00	0	0.00
20	ODISHA	0	0.00	0	0.00	0	0.00
21	PUNJAB	0	0.00	0	0.00	0	0.00
22	RAJASTHAN	0	0.00	0	0.00	0	0.00
23	SIKKIM	15545	1.23	23351	1.52	24595	1.59
24	TAMIL NADU	0	0.00	0	0.00	0	0.00
25	TELANGANA	0	0.00	0	0.00	0	0.00
26	TRIPURA	170560	2.66	10286	0.12	26479	0.28
27	UTTARAKHAND	0	0.00	1820	0.01	1820	0.01
28	UTTAR PRADESH	0	0.00	0	0.00	0	0.00
29	WEST BENGAL	218372	0.33	413943	0.56	429595	0.50
	TOTAL STATES	1976713	0.12	2610973	0.13	2840500	0.13
30	A & N ISLANDS	65229	2.41	75250	2.41	79495	2.48
31	CHANDIGARH	34992	1.54	37350	1.67	42085	1.79
32	DADRA & NAGAR HAVELI	0	0.00	0	0.00	0	0.00
33	DAMAN & DIU	0	0.00	0	0.00	0	0.00
34	DELHI	367861	2.24	624800	2.86	177500	0.79
35	LAKSHADWEEP	0	0.00	0	0.00	0	0.00
36	PUDUCHERRY	0	0.00	0	0.00	0	0.00
	TOTAL U.T.	468082	1.82	737400	2.34	299080	0.94
	TOTAL (STATE & UTs)	2444795	0.14	3348373	0.17	3139580	0.15

**STATEMENT NO. 4.6: BUDGETED EXPENDITURE ON ELEMENTARY EDUCATION (REVENUE ACCOUNT)-
SCHOLARSHIPS**

(RUPEES IN THOUSANDS)

S. No.	STATE/UNION TERRITORY	2016-17 (ACTUAL)	% AGE TO TOTAL EXP. ON ELEMENTARY EDUCATION	2017-18 (REVISED ESTIMATE)	% AGE TO TOTAL EXP. ON ELEMENTARY EDUCATION	2018-19 (BUDGET ESTIMATE)	% AGE TO TOTAL EXP. ON ELEMENTARY EDUCATION
(1)	(2)	(3)	(4)	(5)	(6)	(7)	(8)
1	ANDHRA PRADESH	0	0.00	0	0.00	0	0.00
2	ARUNACHAL PRADESH	0	0.00	0	0.00	0	0.00
3	ASSAM	502992	0.80	400000	0.52	250000	0.31
4	BIHAR	5616720	11.40	5819693	10.12	5550001	9.55
5	CHHATTISGARH	2735222	5.31	3487180	5.64	3778160	4.39
6	GOA	0	0.00	0	0.00	0	0.00
7	GUJARAT	0	0.00	0	0.00	0	0.00
8	HARYANA	760671	1.35	852000	1.34	852000	1.20
9	HIMACHAL PRADESH	0	0.00	684	0.01	0	0.00
10	JAMMU & KASHMIR	0	0.00	0	0.00	0	0.00
11	JHARKHAND	0	0.00	0	0.00	0	0.00
12	KARNATAKA	4070612	3.85	5527800	4.83	46556	0.04
13	KERALA	0	0.00	0	0.00	0	0.00
14	MADHYA PRADESH	0	0.00	0	0.00	0	0.00
15	MAHARAHSTRA	0	0.00	0	0.00	0	0.00
16	MANIPUR	0	0.00	700	0.02	1000	0.02
17	MEGHALAYA	0	0.00	850	0.01	1100	0.02
18	MIZORAM	0	0.00	0	0.00	0	0.00
19	NAGALAND	85157	1.82	81446	1.55	50000	0.80
20	ODISHA	38498	0.09	48099	0.08	42910	0.07
21	PUNJAB	0	0.00	4500	0.01	4500	0.01
22	RAJASTHAN	332194	0.31	340000	0.46	340000	0.40
23	SIKKIM	0	0.00	0	0.00	0	0.00
24	TAMIL NADU	0	0.00	0	0.00	0	0.00
25	TELANGANA	0	0.00	0	0.00	0	0.00
26	TRIPURA	0	0.00	0	0.00	0	0.00
27	UTTARAKHAND	0	0.00	1	0.00	1	0.00
28	UTTAR PRADESH	0	0.00	0	0.00	0	0.00
29	WEST BENGAL	98307	0.15	135051	0.18	141054	0.16
	TOTAL STATES	14240373	0.83	16698004	0.86	11057282	0.52
30	A & N ISLANDS	0	0.00	0	0.00	0	0.00
31	CHANDIGARH	0	0.00	0	0.00	0	0.00
32	DADRA & NAGAR HAVELI	0	0.00	0	0.00	0	0.00
33	DAMAN & DIU	0	0.00	0	0.00	0	0.00
34	DELHI	0	0.00	0	0.00	0	0.00
35	LAKSHADWEEP	0	0.00	0	0.00	0	0.00
36	PUDUCHERRY	280	0.01	407	0.02	600	0.02
	TOTAL U.T.	280	0.00	407	0.00	600	0.00
	TOTAL (STATE & UTs)	14240653	0.82	16698411	0.85	11057882	0.52

**STATEMENT NO. 4.7: BUDGETED EXPENDITURE ON ELEMENTARY EDUCATION (REVENUE ACCOUNT)-
TEXT BOOKS**

(RUPEES IN THOUSANDS)

S. No.	STATE/UNION TERRITORY	2016-17 (ACTUAL)	% AGE TO TOTAL EXP. ON ELEMENTARY EDUCATION	2017-18 (REVISED ESTIMATE)	% AGE TO TOTAL EXP. ON ELEMENTARY EDUCATION	2018-19 (BUDGET ESTIMATE)	% AGE TO TOTAL EXP. ON ELEMENTARY EDUCATION
(1)	(2)	(3)	(4)	(5)	(6)	(7)	(8)
1	ANDHRA PRADESH	0	0.00	0	0.00	0	0.00
2	ARUNACHAL PRADESH	0	0.00	0	0.00	0	0.00
3	ASSAM	794213	1.26	1050020	1.36	448086	0.55
4	BIHAR	0	0.00	0	0.00	0	0.00
5	CHHATTISGARH	565045	1.10	797900	1.29	875000	1.02
6	GOA	0	0.00	0	0.00	0	0.00
7	GUJARAT	900000	0.82	0	0.00	0	0.00
8	HARYANA	123858	0.22	123750	0.19	139500	0.20
9	HIMACHAL PRADESH	0	0.00	0	0.00	0	0.00
10	JAMMU & KASHMIR	0	0.00	0	0.00	0	0.00
11	JHARKHAND	0	0.00	0	0.00	0	0.00
12	KARNATAKA	0	0.00	0	0.00	0	0.00
13	KERALA	0	0.00	0	0.00	0	0.00
14	MADHYA PRADESH	946883	0.97	673100	0.55	110000	0.11
15	MAHARAHSTRA	0	0.00	0	0.00	0	0.00
16	MANIPUR	0	0.00	200	0.00	300	0.01
17	MEGHALAYA	0	0.00	0	0.00	0	0.00
18	MIZORAM	0	0.00	0	0.00	0	0.00
19	NAGALAND	20000	0.43	20000	0.38	20000	0.32
20	ODISHA	256680	0.58	301947	0.51	266180	0.44
21	PUNJAB	0	0.00	0	0.00	0	0.00
22	RAJASTHAN	0	0.00	0	0.00	0	0.00
23	SIKKIM	19582	1.55	110000	7.16	49200	3.18
24	TAMIL NADU	748080	0.69	802000	0.68	802000	0.69
25	TELANGANA	15207	0.05	0	0.00	0	0.00
26	TRIPURA	0	0.00	0	0.00	0	0.00
27	UTTARAKHAND	0	0.00	0	0.00	0	0.00
28	UTTAR PRADESH	0	0.00	0	0.00	0	0.00
29	WEST BENGAL	1423470	2.15	1616743	2.18	1822785	2.11
	TOTAL STATES	5813018	0.34	5495660	0.28	4533051	0.21
30	A & N ISLANDS	0	0.00	0	0.00	0	0.00
31	CHANDIGARH	0	0.00	0	0.00	0	0.00
32	DADRA & NAGAR HAVELI	0	0.00	0	0.00	0	0.00
33	DAMAN & DIU	0	0.00	0	0.00	0	0.00
34	DELHI	0	0.00	0	0.00	0	0.00
35	LAKSHADWEEP	0	0.00	0	0.00	0	0.00
36	PUDUCHERRY	107287	4.44	101034	3.98	109371	4.33
	TOTAL U.T.	107287	0.42	101034	0.32	109371	0.34
	TOTAL (STATE & UTs)	5920305	0.34	5596694	0.28	4642422	0.22

**STATEMENT NO. 4.8: BUDGETED EXPENDITURE ON ELEMENTARY EDUCATION (REVENUE ACCOUNT)-
NON-FORMAL EDUCATION**

(RUPEES IN THOUSANDS)

S. No.	STATE/UNION TERRITORY	2016-17 (ACTUAL)	% AGE TO TOTAL EXP. ON ELEMENTARY EDUCATION	2017-18 (REVISED ESTIMATE)	% AGE TO TOTAL EXP. ON ELEMENTARY EDUCATION	2018-19 (BUDGET ESTIMATE)	% AGE TO TOTAL EXP. ON ELEMENTARY EDUCATION
(1)	(2)	(3)	(4)	(5)	(6)	(7)	(8)
1	ANDHRA PRADESH	0	0.00	0	0.00	0	0.00
2	ARUNACHAL PRADESH	0	0.00	0	0.00	0	0.00
3	ASSAM	0	0.00	0	0.00	0	0.00
4	BIHAR	0	0.00	0	0.00	0	0.00
5	CHHATTISGARH	4763	0.01	8000	0.01	8000	0.01
6	GOA	0	0.00	0	0.00	0	0.00
7	GUJARAT	0	0.00	0	0.00	0	0.00
8	HARYANA	0	0.00	0	0.00	0	0.00
9	HIMACHAL PRADESH	0	0.00	0	0.00	0	0.00
10	JAMMU & KASHMIR	0	0.00	0	0.00	0	0.00
11	JHARKHAND	0	0.00	0	0.00	0	0.00
12	KARNATAKA	0	0.00	0	0.00	0	0.00
13	KERALA	0	0.00	0	0.00	0	0.00
14	MADHYA PRADESH	0	0.00	0	0.00	0	0.00
15	MAHARAHSTRA	0	0.00	0	0.00	0	0.00
16	MANIPUR	0	0.00	0	0.00	0	0.00
17	MEGHALAYA	0	0.00	0	0.00	0	0.00
18	MIZORAM	0	0.00	0	0.00	0	0.00
19	NAGALAND	5700	0.12	4200	0.08	4200	0.07
20	ODISHA	0	0.00	0	0.00	0	0.00
21	PUNJAB	0	0.00	0	0.00	0	0.00
22	RAJASTHAN	14964	0.01	10054	0.01	12554	0.01
23	SIKKIM	0	0.00	0	0.00	0	0.00
24	TAMIL NADU	0	0.00	0	0.00	0	0.00
25	TELANGANA	0	0.00	0	0.00	0	0.00
26	TRIPURA	0	0.00	0	0.00	0	0.00
27	UTTARAKHAND	0	0.00	0	0.00	0	0.00
28	UTTAR PRADESH	411125	0.13	822170	0.22	696275	0.16
29	WEST BENGAL	222	0.00	0	0.00	224	0.00
	TOTAL STATES	436774	0.03	844424	0.04	721253	0.03
30	A & N ISLANDS	0	0.00	0	0.00	0	0.00
31	CHANDIGARH	0	0.00	0	0.00	0	0.00
32	DADRA & NAGAR HAVELI	0	0.00	0	0.00	0	0.00
33	DAMAN & DIU	0	0.00	0	0.00	0	0.00
34	DELHI	0	0.00	0	0.00	0	0.00
35	LAKSHADWEEP	0	0.00	0	0.00	0	0.00
36	PUDUCHERRY	0	0.00	0	0.00	0	0.00
	TOTAL U.T.	0	0.00	0	0.00	0	0.00
	TOTAL (STATE & UTs)	436774	0.03	844424	0.04	721253	0.03

**STATEMENT NO. 4.9: BUDGETED EXPENDITURE ON ELEMENTARY EDUCATION (REVENUE ACCOUNT)-
MID DAY MEAL (STATE SHARE)**

(RUPEES IN THOUSANDS)

S. No.	STATE/UNION TERRITORY	2016-17 (ACTUAL)	% AGE TO TOTAL EXP. ON ELEMENTARY EDUCATION	2017-18 (REVISED ESTIMATE)	% AGE TO TOTAL EXP. ON ELEMENTARY EDUCATION	2018-19 (BUDGET ESTIMATE)	% AGE TO TOTAL EXP. ON ELEMENTARY EDUCATION
(1)	(2)	(3)	(4)	(5)	(6)	(7)	(8)
1	ANDHRA PRADESH	0	0.00	1851708	2.31	854426	0.90
2	ARUNACHAL PRADESH	0	0.00	0	0.00	0	0.00
3	ASSAM	0	0.00	0	0.00	0	0.00
4	BIHAR	23843	0.05	35747	0.06	32218	0.06
5	CHHATTISGARH	1077332	2.09	2710700	4.38	2800444	3.26
6	GOA	0	0.00	0	0.00	0	0.00
7	GUJARAT	2423694	2.21	3041947	2.27	3435684	2.78
8	HARYANA	1293185	2.30	1780000	2.80	1900000	2.67
9	HIMACHAL PRADESH	42458	0.19	53100	0.88	48400	0.15
10	JAMMU & KASHMIR	0	0.00	0	0.00	0	0.00
11	JHARKHAND	2200000	4.81	2192561	4.59	4395700	7.74
12	KARNATAKA	0	0.00	0	0.00	0	0.00
13	KERALA	4136542	6.53	2717968	4.12	3482250	5.07
14	MADHYA PRADESH	0	0.00	0	0.00	0	0.00
15	MAHARAHSTRA	0	0.00	0	0.00	0	0.00
16	MANIPUR	0	0.00	20000	0.48	20000	0.47
17	MEGHALAYA	0	0.00	0	0.00	0	0.00
18	MIZORAM	70104	1.61	132758	2.92	0	0.00
19	NAGALAND	10184	0.22	107083	2.03	0	0.00
20	ODISHA	344948	0.78	365955	0.62	493349	0.82
21	PUNJAB	0	0.00	1279885	3.54	1178740	3.35
22	RAJASTHAN	4359973	4.09	1839000	2.47	2820001	3.28
23	SIKKIM	10000	0.79	10000	0.65	10000	0.65
24	TAMIL NADU	0	0.00	0	0.00	0	0.00
25	TELANGANA	0	0.00	0	0.00	0	0.00
26	TRIPURA	256042	3.99	325068	3.95	2475	0.03
27	UTTARAKHAND	0	0.00	0	0.00	0	0.00
28	UTTAR PRADESH	7065296	2.17	6161197	1.62	7699566	1.81
29	WEST BENGAL	4747443	7.18	4577363	6.17	7031265	8.13
	TOTAL STATES	28061044	1.64	29202040	1.51	36204518	1.71
30	A & N ISLANDS	0	0.00	0	0.00	0	0.00
31	CHANDIGARH	0	0.00	0	0.00	0	0.00
32	DADRA & NAGAR HAVELI	0	0.00	0	0.00	0	0.00
33	DAMAN & DIU	0	0.00	0	0.00	0	0.00
34	DELHI	0	0.00	881800	4.04	993600	4.44
35	LAKSHADWEEP	0	0.00	0	0.00	0	0.00
36	PUDUCHERRY	0	0.00	0	0.00	0	0.00
	TOTAL U.T.	0	0.00	881800	2.80	993600	3.12
	TOTAL (STATE & UTs)	28061044	1.61	30083840	1.53	37198118	1.73

**STATEMENT NO. 4.10: BUDGETED EXPENDITURE ON ELEMENTARY EDUCATION (REVENUE ACCOUNT)-
SSA (REVENUE ACCOUNT)**

(RUPEES IN THOUSANDS)

S. No.	STATE/UNION TERRITORY	2016-17 (ACTUAL)	% AGE TO TOTAL EXP. ON ELEMENTARY EDUCATION	2017-18 (REVISED ESTIMATE)	% AGE TO TOTAL EXP. ON ELEMENTARY EDUCATION	2018-19 (BUDGET ESTIMATE)	% AGE TO TOTAL EXP. ON ELEMENTARY EDUCATION
(1)	(2)	(3)	(4)	(5)	(6)	(7)	(8)
1	ANDHRA PRADESH	0	0.00	0	0.00	0	0.00
2	ARUNACHAL PRADESH	530094	9.73	900000	12.46	0	0.00
3	ASSAM	0	0.00	0	0.00	0	0.00
4	BIHAR	0	0.00	189475	0.33	550002	0.95
5	CHHATTISGARH	6471656	12.57	12420000	20.08	11724000	13.63
6	GOA	220173	7.35	250001	6.72	500001	11.23
7	GUJARAT	3705633	3.37	4672949	3.48	4805537	3.88
8	HARYANA	2611392	4.65	3093100	4.87	3558600	4.99
9	HIMACHAL PRADESH	142504	0.63	400000	6.63	400000	1.27
10	JAMMU & KASHMIR	2110000	11.34	2860000	13.36	2860000	12.67
11	JHARKHAND	2358000	5.16	2080000	4.35	3180000	5.60
12	KARNATAKA	3090528	2.92	3539300	3.09	2411400	1.82
13	KERALA	80000	0.13	85000	0.13	110000	0.16
14	MADHYA PRADESH	0	0.00	0	0.00	0	0.00
15	MAHARAHSTRA	0	0.00	656000	0.28	750000	0.29
16	MANIPUR	142163	4.21	210000	5.01	210000	4.89
17	MEGHALAYA	0	0.00	0	0.00	0	0.00
18	MIZORAM	0	0.00	0	0.00	0	0.00
19	NAGALAND	93484	2.00	96739	1.84	0	0.00
20	ODISHA	0	0.00	500000	0.84	480000	0.80
21	PUNJAB	0	0.00	3460240	9.58	3466823	9.86
22	RAJASTHAN	43830020	41.16	22509626	30.29	26502000	30.83
23	SIKKIM	65000	5.14	60000	3.91	35000	2.26
24	TAMIL NADU	14113247	13.04	14500000	12.32	0	0.00
25	TELANGANA	0	0.00	0	0.00	0	0.00
26	TRIPURA	0	0.00	0	0.00	0	0.00
27	UTTARAKHAND	0	0.00	382077	1.70	473070	1.69
28	UTTAR PRADESH	59679459	18.32	71031301	18.68	73771231	17.30
29	WEST BENGAL	3216708	4.86	4260000	5.74	6020000	6.96
	TOTAL STATES	142460061	8.30	148155808	7.64	141807664	6.71
30	A & N ISLANDS	0	0.00	0	0.00	0	0.00
31	CHANDIGARH	0	0.00	0	0.00	0	0.00
32	DADRA & NAGAR HAVELI	0	0.00	0	0.00	0	0.00
33	DAMAN & DIU	0	0.00	0	0.00	0	0.00
34	DELHI	0	0.00	1250000	5.72	1400000	6.26
35	LAKSHADWEEP	0	0.00	0	0.00	0	0.00
36	PUDUCHERRY	0	0.00	0	0.00	0	0.00
	TOTAL U.T.	0	0.00	1250000	3.96	1400000	4.40
	TOTAL (STATE & UTs)	142460061	8.18	149405808	7.59	143207664	6.67

**STATEMENT NO. 4.11: BUDGETED EXPENDITURE ON ELEMENTARY EDUCATION (REVENUE ACCOUNT)-
FINANCE COMMISSION RECOMMENDATION**

(RUPEES IN THOUSANDS)

S. No.	STATE/UNION TERRITORY	2016-17 (ACTUAL)	% AGE TO TOTAL EXP. ON ELEMENTARY EDUCATION	2017-18 (REVISED ESTIMATE)	% AGE TO TOTAL EXP. ON ELEMENTARY EDUCATION	2018-19 (BUDGET ESTIMATE)	% AGE TO TOTAL EXP. ON ELEMENTARY EDUCATION
(1)	(2)	(3)	(4)	(5)	(6)	(7)	(8)
1	ANDHRA PRADESH	0	0.00	0	0.00	0	0.00
2	ARUNACHAL PRADESH	0	0.00	0	0.00	0	0.00
3	ASSAM	0	0.00	0	0.00	0	0.00
4	BIHAR	0	0.00	0	0.00	0	0.00
5	CHHATTISGARH	0	0.00	0	0.00	0	0.00
6	GOA	0	0.00	0	0.00	0	0.00
7	GUJARAT	0	0.00	0	0.00	0	0.00
8	HARYANA	0	0.00	0	0.00	0	0.00
9	HIMACHAL PRADESH	0	0.00	0	0.00	0	0.00
10	JAMMU & KASHMIR	0	0.00	0	0.00	0	0.00
11	JHARKHAND	0	0.00	0	0.00	0	0.00
12	KARNATAKA	0	0.00	0	0.00	0	0.00
13	KERALA	0	0.00	0	0.00	0	0.00
14	MADHYA PRADESH	0	0.00	0	0.00	0	0.00
15	MAHARAHSTRA	0	0.00	0	0.00	0	0.00
16	MANIPUR	0	0.00	0	0.00	0	0.00
17	MEGHALAYA	0	0.00	0	0.00	0	0.00
18	MIZORAM	0	0.00	0	0.00	0	0.00
19	NAGALAND	0	0.00	0	0.00	0	0.00
20	ODISHA	0	0.00	0	0.00	0	0.00
21	PUNJAB	0	0.00	0	0.00	0	0.00
22	RAJASTHAN	0	0.00	0	0.00	0	0.00
23	SIKKIM	0	0.00	0	0.00	0	0.00
24	TAMIL NADU	0	0.00	0	0.00	0	0.00
25	TELANGANA	0	0.00	0	0.00	0	0.00
26	TRIPURA	0	0.00	0	0.00	0	0.00
27	UTTARAKHAND	0	0.00	0	0.00	0	0.00
28	UTTAR PRADESH	0	0.00	0	0.00	0	0.00
29	WEST BENGAL	0	0.00	0	0.00	0	0.00
	TOTAL STATES	0	0.00	0	0.00	0	0.00
30	A & N ISLANDS	0	0.00	0	0.00	0	0.00
31	CHANDIGARH	0	0.00	0	0.00	0	0.00
32	DADRA & NAGAR HAVELI	0	0.00	0	0.00	0	0.00
33	DAMAN & DIU	0	0.00	0	0.00	0	0.00
34	DELHI	0	0.00	0	0.00	0	0.00
35	LAKSHADWEEP	0	0.00	0	0.00	0	0.00
36	PUDUCHERRY	0	0.00	0	0.00	0	0.00
	TOTAL U.T.	0	0.00	0	0.00	0	0.00
	TOTAL (STATE & UTs)	0	0.00	0	0.00	0	0.00

**STATEMENT NO. 4.12: BUDGETED EXPENDITURE ON ELEMENTARY EDUCATION (REVENUE ACCOUNT)-
OTHER EXPENDITURE**

(RUPEES IN THOUSANDS)

S. No.	STATE/UNION TERRITORY	2016-17 (ACTUAL)	% AGE TO TOTAL EXP. ON ELEMENTARY EDUCATION	2017-18 (REVISED ESTIMATE)	% AGE TO TOTAL EXP. ON ELEMENTARY EDUCATION	2018-19 (BUDGET ESTIMATE)	% AGE TO TOTAL EXP. ON ELEMENTARY EDUCATION
(1)	(2)	(3)	(4)	(5)	(6)	(7)	(8)
1	ANDHRA PRADESH	1235658	1.68	3045560	3.79	2572600	2.72
2	ARUNACHAL PRADESH	8000	0.15	282600	3.91	0	0.00
3	ASSAM	19987787	31.78	22554971	29.20	25199259	31.16
4	BIHAR	441126	0.90	700100	1.22	610000	1.05
5	CHHATTISGARH	0	0.00	0	0.00	0	0.00
6	GOA	14798	0.49	409533	11.00	543999	12.21
7	GUJARAT	101692518	92.56	124171558	92.57	113742598	91.94
8	HARYANA	3403947	6.06	3595000	5.66	4335000	6.08
9	HIMACHAL PRADESH	314571	1.40	712369	11.81	768900	2.44
10	JAMMU & KASHMIR	0	0.00	0	0.00	0	0.00
11	JHARKHAND	3435618	7.52	1920000	4.02	2820000	4.97
12	KARNATAKA	350796	0.33	1483100	1.30	2221330	1.67
13	KERALA	479580	0.76	35000	0.05	40000	0.06
14	MADHYA PRADESH	0	0.00	2	0.00	3	0.00
15	MAHARAHSTRA	4085439	2.13	5600001	2.37	5612301	2.18
16	MANIPUR	2594	0.08	6308	0.15	14002	0.33
17	MEGHALAYA	6822	0.08	9400	0.10	9200	0.13
18	MIZORAM	0	0.00	0	0.00	0	0.00
19	NAGALAND	0	0.00	0	0.00	0	0.00
20	ODISHA	331177	0.75	802872	1.35	1931369	3.21
21	PUNJAB	4819588	17.42	6270697	17.36	7097318	20.19
22	RAJASTHAN	6948077	6.53	5897533	7.94	8076381	9.39
23	SIKKIM	0	0.00	0	0.00	0	0.00
24	TAMIL NADU	5527967	5.11	6638388	5.64	4714802	4.06
25	TELANGANA	40758	0.13	44638	0.11	50697	0.12
26	TRIPURA	5114462	79.62	7396856	89.82	7571360	80.20
27	UTTARAKHAND	29200	0.15	41001	0.18	101001	0.36
28	UTTAR PRADESH	6912406	2.12	9472004	2.49	10518830	2.47
29	WEST BENGAL	9439151	14.27	9078093	12.24	14573299	16.84
TOTAL STATES		174622040	10.18	210167584	10.84	213124249	10.08
30	A & N ISLANDS	241949	8.95	238364	7.65	245514	7.65
31	CHANDIGARH	1380	0.06	0	0.00	0	0.00
32	DADRA & NAGAR HAVELI	0	0.00	0	0.00	0	0.00
33	DAMAN & DIU	2094	0.57	2700	0.86	2700	1.00
34	DELHI	118602	0.72	390000	1.79	530000	2.37
35	LAKSHADWEEP	0	0.00	0	0.00	0	0.00
36	PUDUCHERRY	454522	18.81	453227	17.87	2320745	91.88
TOTAL U.T.		818547	3.18	1084291	3.44	3098959	9.74
TOTAL (STATE & UTs)		175440587	10.07	211251875	10.73	216223208	10.08

**STATEMENT NO. 5: BUDGETED EXPENDITURE ON SECONDARY EDUCATION (REVENUE ACCOUNT)-
TOTAL EXPENDITURE**

(RUPEES IN THOUSANDS)

S. No.	STATE/UNION TERRITORY	2016-17 (ACTUAL)	% AGE TO TOTAL EXP. ON EDUCATION	2017-18 (REVISED ESTIMATE)	% AGE TO TOTAL EXP. ON EDUCATION	2018-19 (BUDGET ESTIMATE)	% AGE TO TOTAL EXP. ON EDUCATION
(1)	(2)	(3)	(4)	(5)	(6)	(7)	(8)
1	ANDHRA PRADESH	71785288	38.70	77711340	38.88	110832381	43.23
2	ARUNACHAL PRADESH	1995526	20.05	2632107	23.48	2861787	28.70
3	ASSAM	30910595	27.02	41719283	28.44	48704489	30.74
4	BIHAR	25238509	23.62	36451198	26.25	35122536	22.70
5	CHHATTISGARH	38062911	39.20	42291248	36.68	55258975	36.21
6	GOA	7033425	53.45	8122191	52.07	6172239	38.43
7	GUJARAT	43317014	23.68	48682175	22.49	55714790	25.51
8	HARYANA	28347650	28.18	33112805	28.77	38229129	29.44
9	HIMACHAL PRADESH	16616959	38.31	21026221	64.04	22694111	37.98
10	JAMMU & KASHMIR	20665701	44.85	21482536	41.70	23142218	41.55
11	JHARKHAND	9511631	13.41	11341428	13.95	12516755	13.40
12	KARNATAKA	53273254	26.49	56045600	26.60	63026800	26.95
13	KERALA	64582565	39.78	68861783	39.67	74293361	39.83
14	MADHYA PRADESH	52459923	30.64	63548842	30.39	114283619	46.68
15	MAHARAHSTRA	165684267	38.38	181562762	36.25	205681724	37.46
16	MANIPUR	2599591	31.06	3111955	31.19	3320813	32.23
17	MEGHALAYA	5704228	32.85	4864770	27.09	4858948	31.30
18	MIZORAM	2386811	26.93	2484890	25.74	2489855	26.19
19	NAGALAND	4741338	45.59	5139242	44.45	6355695	45.71
20	ODISHA	29515282	31.48	41445433	34.26	50733971	38.02
21	PUNJAB	49244580	57.04	59769592	57.11	64783279	60.06
22	RAJASTHAN	119850232	49.38	141700743	60.77	174463939	62.23
23	SIKKIM	4673794	70.38	5069396	68.40	5670858	69.46
24	TAMIL NADU	103938605	40.81	112238851	40.12	118398450	40.58
25	TELANGANA	37187121	42.45	40970362	40.05	44876626	40.21
26	TRIPURA	7845160	49.55	10589117	52.11	13624413	54.82
27	UTTARAKHAND	23072122	49.94	27171124	49.68	31937495	47.96
28	UTTAR PRADESH	69987634	16.65	75613053	15.57	84371273	15.49
29	WEST BENGAL	108757444	48.22	111006850	44.43	127344694	44.88
	TOTAL STATES	1198989160	34.63	1355766897	34.53	1601765223	36.22
30	A & N ISLANDS	1642140	32.98	1773576	31.72	1817290	31.52
31	CHANDIGARH	1483882	24.57	1661105	25.86	1692990	25.46
32	DADRA & NAGAR HAVELI	452821	24.94	410300	25.19	420350	33.06
33	DAMAN & DIU	938477	58.07	837000	55.21	795900	54.98
34	DELHI	49617733	66.07	62830618	68.53	64768080	68.31
35	LAKSHADWEEP	463759	32.46	464000	30.97	481200	31.24
36	PUDUCHERRY	2890955	36.65	2987835	38.59	4999454	49.40
	TOTAL U.T.	57489767	58.15	70964434	61.13	74975264	61.65
	TOTAL (STATE & UTs)	1256478927	35.29	1426731331	35.29	1676740487	36.90
	CENTRE TOTAL	108922467	15.14	126220933	15.42	124275233	14.62
	GRAND TOTAL	1365401393	31.90	1552952264	31.94	1801015721	33.39

**STATEMENT NO. 5.1: BUDGETED EXPENDITURE ON SECONDARY EDUCATION (REVENUE ACCOUNT) -
DIRECTION, INSPECTION & ADMINISTRATION**

(RUPEES IN THOUSANDS)

S. No.	STATE/UNION TERRITORY	2016-17 (ACTUAL)	% AGE TO TOTAL EXP. ON SECONDARY EDUCATION	2017-18 (REVISED ESTIMATE)	% AGE TO TOTAL EXP. ON SECONDARY EDUCATION	2018-19 (BUDGET ESTIMATE)	% AGE TO TOTAL EXP. ON SECONDARY EDUCATION
(1)	(2)	(3)	(4)	(5)	(6)	(7)	(8)
1	ANDHRA PRADESH	569810	0.79	648504	0.83	886458	0.80
2	ARUNACHAL PRADESH	0	0.00	0	0.00	0	0.00
3	ASSAM	283133	0.92	506851	1.21	398552	0.82
4	BIHAR	2184989	8.66	2333488	6.40	2112529	6.01
5	CHHATTISGARH	0	0.00	0	0.00	0	0.00
6	GOA	0	0.00	502	0.01	602	0.01
7	GUJARAT	160095	0.37	179297	0.37	644470	1.16
8	HARYANA	767970	2.71	1303150	3.94	1934710	5.06
9	HIMACHAL PRADESH	251424	1.51	365238	1.74	347503	1.53
10	JAMMU & KASHMIR	19111659	92.48	19667504	91.55	21624452	93.44
11	JHARKHAND	185430	1.95	263933	2.33	276063	2.21
12	KARNATAKA	1039819	1.95	1353900	2.42	843800	1.34
13	KERALA	2089261	3.24	2374375	3.45	2029601	2.73
14	MADHYA PRADESH	686664	1.31	807763	1.27	954547	0.84
15	MAHARAHSTRA	422509	0.26	460612	0.25	496743	0.24
16	MANIPUR	5535	0.21	11098	0.36	26453	0.80
17	MEGHALAYA	80651	1.41	147369	3.03	252305	5.19
18	MIZORAM	37672	1.58	35807	1.44	39015	1.57
19	NAGALAND	2823939	59.56	3073624	59.81	3839367	60.41
20	ODISHA	286276	0.97	414291	1.00	457242	0.90
21	PUNJAB	544048	1.10	656356	1.10	652406	1.01
22	RAJASTHAN	984503	0.82	2052099	1.45	2247278	1.29
23	SIKKIM	170186	3.64	217689	4.29	854066	15.06
24	TAMIL NADU	1081547	1.04	1248442	1.11	1284348	1.08
25	TELANGANA	5152	0.01	9595	0.02	9109	0.02
26	TRIPURA	0	0.00	5000	0.05	7056	0.05
27	UTTARAKHAND	455583	1.97	585340	2.15	703807	2.20
28	UTTAR PRADESH	487872	0.70	570520	0.75	668476	0.79
29	WEST BENGAL	485462	0.45	572166	0.52	790682	0.62
	TOTAL STATES	35201189	2.94	39864513	2.94	44381640	2.77
30	A & N ISLANDS	0	0.00	0	0.00	0	0.00
31	CHANDIGARH	22990	1.55	24750	1.49	25660	1.52
32	DADRA & NAGAR HAVELI	284739	62.88	277900	67.73	279950	66.60
33	DAMAN & DIU	243205	25.91	231400	27.65	243000	30.53
34	DELHI	235984	0.48	271472	0.43	304500	0.47
35	LAKSHADWEEP	0	0.00	0	0.00	0	0.00
36	PUDUCHERRY	90234	3.12	92993	3.11	97380	1.95
	TOTAL U.T.	877152	1.53	898515	1.27	950490	1.27
	TOTAL (STATE & UTs)	36078341	2.87	40763028	2.86	45332130	2.70

**STATEMENT NO. 5.2: BUDGETED EXPENDITURE ON SECONDARY EDUCATION (REVENUE ACCOUNT) -
GOVERNMENT SECONDARY SCHOOLS**

(RUPEES IN THOUSANDS)

S. No.	STATE/UNION TERRITORY	2016-17 (ACTUAL)	% AGE TO TOTAL EXP. ON SECONDARY EDUCATION	2017-18 (REVISED ESTIMATE)	% AGE TO TOTAL EXP. ON SECONDARY EDUCATION	2018-19 (BUDGET ESTIMATE)	% AGE TO TOTAL EXP. ON SECONDARY EDUCATION
(1)	(2)	(3)	(4)	(5)	(6)	(7)	(8)
1	ANDHRA PRADESH	16935433	23.59	17311183	22.28	34641042	31.26
2	ARUNACHAL PRADESH	1991426	99.79	2609623	99.15	2701487	94.40
3	ASSAM	597914	1.93	1010847	2.42	1142778	2.35
4	BIHAR	7742541	30.68	11196369	30.72	10780001	30.69
5	CHHATTISGARH	27480006	72.20	29007864	68.59	41465130	75.04
6	GOA	688335	9.79	830335	10.22	780358	12.64
7	GUJARAT	1591642	3.67	2782480	5.72	3483375	6.25
8	HARYANA	22914492	80.83	27019096	81.60	31957625	83.59
9	HIMACHAL PRADESH	15942333	95.94	20137818	95.77	21965328	96.79
10	JAMMU & KASHMIR	701980	3.40	823143	3.83	668626	2.89
11	JHARKHAND	7375862	77.55	8590983	75.75	9656648	77.15
12	KARNATAKA	7821101	14.68	9117400	16.27	9129100	14.48
13	KERALA	24517100	37.96	26221409	38.08	29928047	40.28
14	MADHYA PRADESH	18201274	34.70	27455823	43.20	28032714	24.53
15	MAHARAHSTRA	870120	0.53	926468	0.51	1011479	0.49
16	MANIPUR	2182233	83.95	2727845	87.66	2998430	90.29
17	MEGHALAYA	898426	15.75	852783	17.53	1056213	21.74
18	MIZORAM	1615061	67.67	1643198	66.13	1659538	66.65
19	NAGALAND	1553389	32.76	1771695	34.47	2157679	33.95
20	ODISHA	16908498	57.29	23294990	56.21	24611145	48.51
21	PUNJAB	44079180	89.51	52122544	87.21	53756948	82.98
22	RAJASTHAN	109157418	91.08	126288244	89.12	154950383	88.82
23	SIKKIM	0	0.00	0	0.00	0	0.00
24	TAMIL NADU	74369888	71.55	78919680	70.31	86046867	72.68
25	TELANGANA	5273795	14.18	5931119	14.48	6464492	14.41
26	TRIPURA	121163	1.54	32900	0.31	36700	0.27
27	UTTARAKHAND	19437366	84.25	22352467	82.27	26081361	81.66
28	UTTAR PRADESH	7640181	10.92	10020342	13.25	12267204	14.54
29	WEST BENGAL	9814029	9.02	1923029	1.73	1619942	1.27
	TOTAL STATES	448422185	37.40	512921677	37.83	601050640	37.52
30	A & N ISLANDS	1355724	82.56	1452720	81.91	1475550	81.20
31	CHANDIGARH	1326127	89.37	1485900	89.45	1509900	89.19
32	DADRA & NAGAR HAVELI	125059	27.62	97900	23.86	87900	20.91
33	DAMAN & DIU	98318	10.48	20000	2.39	100	0.01
34	DELHI	13927827	28.07	49279048	78.43	51557947	79.60
35	LAKSHADWEEP	462091	99.64	460000	99.14	477700	99.27
36	PUDUCHERRY	1949467	67.43	2039363	68.26	2100140	42.01
	TOTAL U.T.	19244613	33.47	54834931	77.27	57209237	76.30
	TOTAL (STATE & UTs)	467666798	37.22	567756608	39.79	658259877	39.26

STATEMENT NO. 5.3: BUDGETED EXPENDITURE ON SECONDARY EDUCATION (REVENUE ACCOUNT) - ASSISTANCE TO NON-GOVT. SECONDARY SCHOOLS

(RUPEES IN THOUSANDS)

S. No.	STATE/UNION TERRITORY	2016-17 (ACTUAL)	% AGE TO TOTAL EXP. ON SECONDARY EDUCATION	2017-18 (REVISED ESTIMATE)	% AGE TO TOTAL EXP. ON SECONDARY EDUCATION	2018-19 (BUDGET ESTIMATE)	% AGE TO TOTAL EXP. ON SECONDARY EDUCATION
(1)	(2)	(3)	(4)	(5)	(6)	(7)	(8)
1	ANDHRA PRADESH	4281883	5.96	4084082	5.26	4572158	4.13
2	ARUNACHAL PRADESH	0	0.00	0	0.00	0	0.00
3	ASSAM	24354066	78.79	34987719	83.86	41618426	85.45
4	BIHAR	594790	2.36	3933000	10.79	4164800	11.86
5	CHHATTISGARH	2204951	5.79	2338060	5.53	2455650	4.44
6	GOA	5410339	76.92	5705213	70.24	3807000	61.68
7	GUJARAT	37856281	87.39	41771975	85.81	47038406	84.43
8	HARYANA	2115339	7.46	1873000	5.66	1153000	3.02
9	HIMACHAL PRADESH	129637	0.78	3014	0.01	0	0.00
10	JAMMU & KASHMIR	0	0.00	0	0.00	0	0.00
11	JHARKHAND	1108539	11.65	1271212	11.21	1356241	10.84
12	KARNATAKA	4930199	9.25	5193000	9.27	5114600	8.11
13	KERALA	36741615	56.89	38871193	56.45	41176271	55.42
14	MADHYA PRADESH	1709816	3.26	1950000	3.07	0	0.00
15	MAHARAHSTRA	156599648	94.52	170692426	94.01	193326236	93.99
16	MANIPUR	80511	3.10	176896	5.68	131784	3.97
17	MEGHALAYA	2031117	35.61	3291754	67.67	3150738	64.84
18	MIZORAM	647617	27.13	698492	28.11	694912	27.91
19	NAGALAND	0	0.00	3500	0.07	3500	0.06
20	ODISHA	6946995	23.54	13678943	33.00	19019388	37.49
21	PUNJAB	2573622	5.23	3585100	6.00	3924100	6.06
22	RAJASTHAN	291621	0.24	422501	0.30	445001	0.26
23	SIKKIM	0	0.00	0	0.00	0	0.00
24	TAMIL NADU	24849581	23.91	26478502	23.59	27619315	23.33
25	TELANGANA	2937031	7.90	3131604	7.64	3431403	7.65
26	TRIPURA	533277	6.80	664531	6.28	696849	5.11
27	UTTARAKHAND	2795242	12.12	3990001	14.68	4886001	15.30
28	UTTAR PRADESH	54060584	77.24	59074815	78.13	66771350	79.14
29	WEST BENGAL	93944384	86.38	104849429	94.45	115502906	90.70
	TOTAL STATES	469728685	39.18	532719962	39.29	592060035	36.96
30	A & N ISLANDS	74940	4.56	87400	4.93	95000	5.23
31	CHANDIGARH	85000	5.73	95000	5.72	96500	5.70
32	DADRA & NAGAR HAVELI	43000	9.50	34000	8.29	52000	12.37
33	DAMAN & DIU	126586	13.49	143600	17.16	130500	16.40
34	DELHI	4581157	9.23	6382354	10.16	6749000	10.42
35	LAKSHADWEEP	0	0.00	0	0.00	0	0.00
36	PUDUCHERRY	394782	13.66	380678	12.74	380676	7.61
	TOTAL U.T.	5305465	9.23	7123032	10.04	7503676	10.01
	TOTAL (STATE & UTs)	475034150	37.81	539842994	37.84	599563711	35.76

**STATEMENT NO. 5.4: BUDGETED EXPENDITURE ON SECONDARY EDUCATION (REVENUE ACCOUNT) -
ASSISTANCE TO LOCAL BODIES FOR SECONDARY SCHOOLS**

(RUPEES IN THOUSANDS)

S. No.	STATE/UNION TERRITORY	2016-17 (ACTUAL)	% AGE TO TOTAL EXP. ON SECONDARY EDUCATION	2017-18 (REVISED ESTIMATE)	% AGE TO TOTAL EXP. ON SECONDARY EDUCATION	2018-19 (BUDGET ESTIMATE)	% AGE TO TOTAL EXP. ON SECONDARY EDUCATION
(1)	(2)	(3)	(4)	(5)	(6)	(7)	(8)
1	ANDHRA PRADESH	46797865	65.19	49763080	64.04	60028411	54.16
2	ARUNACHAL PRADESH	0	0.00	0	0.00	0	0.00
3	ASSAM	0	0.00	0	0.00	0	0.00
4	BIHAR	7885348	31.24	11777072	32.31	11075000	31.53
5	CHHATTISGARH	7224220	18.98	10047300	23.76	10376000	18.78
6	GOA	0	0.00	0	0.00	0	0.00
7	GUJARAT	1459604	3.37	1474325	3.03	1661050	2.98
8	HARYANA	0	0.00	100	0.00	100	0.00
9	HIMACHAL PRADESH	0	0.00	0	0.00	0	0.00
10	JAMMU & KASHMIR	0	0.00	0	0.00	0	0.00
11	JHARKHAND	0	0.00	0	0.00	0	0.00
12	KARNATAKA	39436666	74.03	40318800	71.94	47873700	75.96
13	KERALA	10199	0.02	34492	0.05	34492	0.05
14	MADHYA PRADESH	30758134	58.63	32240794	50.73	84450001	73.90
15	MAHARAHSTRA	6315013	3.81	7199906	3.97	8251127	4.01
16	MANIPUR	13781	0.53	270	0.01	270	0.01
17	MEGHALAYA	0	0.00	0	0.00	0	0.00
18	MIZORAM	0	0.00	0	0.00	0	0.00
19	NAGALAND	0	0.00	0	0.00	0	0.00
20	ODISHA	0	0.00	0	0.00	0	0.00
21	PUNJAB	0	0.00	0	0.00	0	0.00
22	RAJASTHAN	0	0.00	0	0.00	0	0.00
23	SIKKIM	1232459	26.37	1347321	26.58	1178570	20.78
24	TAMIL NADU	0	0.00	0	0.00	0	0.00
25	TELANGANA	26884799	72.30	30118741	73.51	32165886	71.68
26	TRIPURA	53710	0.68	74591	0.70	57362	0.42
27	UTTARAKHAND	0	0.00	0	0.00	0	0.00
28	UTTAR PRADESH	0	0.00	0	0.00	0	0.00
29	WEST BENGAL	0	0.00	0	0.00	0	0.00
	TOTAL STATES	168071799	14.02	184396792	13.60	257151969	16.05
30	A & N ISLANDS	52300	3.18	60145	3.39	65000	3.58
31	CHANDIGARH	0	0.00	0	0.00	0	0.00
32	DADRA & NAGAR HAVELI	0	0.00	0	0.00	0	0.00
33	DAMAN & DIU	0	0.00	0	0.00	0	0.00
34	DELHI	1016916	2.05	1052462	1.68	1157740	1.79
35	LAKSHADWEEP	0	0.00	0	0.00	0	0.00
36	PUDUCHERRY	0	0.00	0	0.00	0	0.00
	TOTAL U.T.	1069216	1.86	1112607	1.57	1222740	1.63
	TOTAL (STATE & UTs)	169141015	13.46	185509399	13.00	258374709	15.41

STATEMENT NO. 5.5: BUDGETED EXPENDITURE ON SECONDARY EDUCATION (REVENUE ACCOUNT) - SCHOLARSHIPS

(RUPEES IN THOUSANDS)

S. No.	STATE/UNION TERRITORY	2016-17 (ACTUAL)	% AGE TO TOTAL EXP. ON SECONDARY EDUCATION	2017-18 (REVISED ESTIMATE)	% AGE TO TOTAL EXP. ON SECONDARY EDUCATION	2018-19 (BUDGET ESTIMATE)	% AGE TO TOTAL EXP. ON SECONDARY EDUCATION
(1)	(2)	(3)	(4)	(5)	(6)	(7)	(8)
1	ANDHRA PRADESH	87279	0.12	117437	0.15	117513	0.11
2	ARUNACHAL PRADESH	0	0.00	0	0.00	0	0.00
3	ASSAM	2293	0.01	3578	0.01	3596	0.01
4	BIHAR	5926209	23.48	6025562	16.53	6230004	17.74
5	CHHATTISGARH	0	0.00	0	0.00	0	0.00
6	GOA	8707	0.12	8592	0.11	12200	0.20
7	GUJARAT	0	0.00	0	0.00	0	0.00
8	HARYANA	498066	1.76	541894	1.64	523594	1.37
9	HIMACHAL PRADESH	0	0.00	0	0.00	0	0.00
10	JAMMU & KASHMIR	92192	0.45	104478	0.49	114478	0.49
11	JHARKHAND	0	0.00	0	0.00	0	0.00
12	KARNATAKA	45469	0.09	62500	0.11	65600	0.10
13	KERALA	87895	0.14	117600	0.17	92200	0.12
14	MADHYA PRADESH	0	0.00	0	0.00	0	0.00
15	MAHARAHSTRA	70678	0.04	78530	0.04	85994	0.04
16	MANIPUR	0	0.00	9024	0.29	9024	0.27
17	MEGHALAYA	20	0.00	3475	0.07	3700	0.08
18	MIZORAM	0	0.00	0	0.00	0	0.00
19	NAGALAND	5571	0.12	4300	0.08	4300	0.07
20	ODISHA	25215	0.09	28260	0.07	178840	0.35
21	PUNJAB	91557	0.19	172749	0.29	149855	0.23
22	RAJASTHAN	625458	0.52	998740	0.70	1028640	0.59
23	SIKKIM	24800	0.53	0	0.00	1	0.00
24	TAMIL NADU	17556	0.02	28370	0.03	13490	0.01
25	TELANGANA	2851	0.01	17892	0.04	17892	0.04
26	TRIPURA	52646	0.67	103806	0.98	16960	0.12
27	UTTARAKHAND	1489	0.01	2059	0.01	2763	0.01
28	UTTAR PRADESH	2585	0.00	7107	0.01	6907	0.01
29	WEST BENGAL	6136	0.01	18621	0.02	33316	0.03
	TOTAL STATES	7674672	0.64	8454574	0.62	8710867	0.54
30	A & N ISLANDS	20171	1.23	12000	0.68	12000	0.66
31	CHANDIGARH	227	0.02	330	0.02	330	0.02
32	DADRA & NAGAR HAVELI	0	0.00	0	0.00	0	0.00
33	DAMAN & DIU	0	0.00	0	0.00	0	0.00
34	DELHI	0	0.00	1000	0.00	500	0.00
35	LAKSHADWEEP	0	0.00	0	0.00	0	0.00
36	PUDUCHERRY	1950	0.07	290	0.01	2810	0.06
	TOTAL U.T.	22348	0.04	13620	0.02	15640	0.02
	TOTAL (STATE & UTs)	7697020	0.61	8468194	0.59	8726507	0.52

**STATEMENT NO. 5.6: BUDGETED EXPENDITURE ON SECONDARY EDUCATION (REVENUE ACCOUNT) -
TEACHER'S TRAINING**

(RUPEES IN THOUSANDS)

S. No.	STATE/UNION TERRITORY	2016-17 (ACTUAL)	% AGE TO TOTAL EXP. ON SECONDARY EDUCATION	2017-18 (REVISED ESTIMATE)	% AGE TO TOTAL EXP. ON SECONDARY EDUCATION	2018-19 (BUDGET ESTIMATE)	% AGE TO TOTAL EXP. ON SECONDARY EDUCATION
(1)	(2)	(3)	(4)	(5)	(6)	(7)	(8)
1	ANDHRA PRADESH	344384	0.48	383744	0.49	525703	0.47
2	ARUNACHAL PRADESH	0	0.00	0	0.00	0	0.00
3	ASSAM	1505	0.00	3188	0.01	2793	0.01
4	BIHAR	0	0.00	0	0.00	0	0.00
5	CHHATTISGARH	107709	0.28	185269	0.44	200440	0.36
6	GOA	0	0.00	0	0.00	0	0.00
7	GUJARAT	22163	0.05	28082	0.06	31651	0.06
8	HARYANA	278549	0.98	325665	0.98	599800	1.57
9	HIMACHAL PRADESH	9415	0.06	7800	0.04	100	0.00
10	JAMMU & KASHMIR	57740	0.28	64068	0.30	65736	0.28
11	JHARKHAND	0	0.00	0	0.00	0	0.00
12	KARNATAKA	0	0.00	0	0.00	0	0.00
13	KERALA	34835	0.05	54000	0.08	80000	0.11
14	MADHYA PRADESH	133267	0.25	196130	0.31	216357	0.19
15	MAHARAHSTRA	724424	0.44	857636	0.47	894449	0.43
16	MANIPUR	8096	0.31	8294	0.27	9117	0.27
17	MEGHALAYA	13614	0.24	19600	0.40	21300	0.44
18	MIZORAM	16467	0.69	30715	1.24	15147	0.61
19	NAGALAND	278321	5.87	188710	3.67	262263	4.13
20	ODISHA	292488	0.99	463916	1.12	527795	1.04
21	PUNJAB	4367	0.01	8210	0.01	7730	0.01
22	RAJASTHAN	0	0.00	0	0.00	0	0.00
23	SIKKIM	0	0.00	0	0.00	0	0.00
24	TAMIL NADU	127440	0.12	155045	0.14	133676	0.11
25	TELANGANA	153002	0.41	372388	0.91	419383	0.93
26	TRIPURA	8749	0.11	7262	0.07	1120	0.01
27	UTTARAKHAND	12519	0.05	14566	0.05	16517	0.05
28	UTTAR PRADESH	0	0.00	0	0.00	0	0.00
29	WEST BENGAL	12616	0.01	33827	0.03	30693	0.02
	TOTAL STATES	2641670	0.22	3408115	0.25	4061770	0.25
30	A & N ISLANDS	0	0.00	0	0.00	0	0.00
31	CHANDIGARH	49538	3.34	55125	3.32	60600	3.58
32	DADRA & NAGAR HAVELI	23	0.01	500	0.12	500	0.12
33	DAMAN & DIU	0	0.00	0	0.00	0	0.00
34	DELHI	273298	0.55	211000	0.34	547000	0.84
35	LAKSHADWEEP	0	0.00	0	0.00	0	0.00
36	PUDUCHERRY	454522	15.72	474511	15.88	2418448	48.37
	TOTAL U.T.	777381	1.35	741136	1.04	3026548	4.04
	TOTAL (STATE & UTs)	3419051	0.25	4149251	0.25	7088318	0.27

**STATEMENT NO. 5.7: BUDGETED EXPENDITURE ON SECONDARY EDUCATION (REVENUE ACCOUNT) -
TEXT BOOKS**

(RUPEES IN THOUSANDS)

S. No.	STATE/UNION TERRITORY	2016-17 (ACTUAL)	% AGE TO TOTAL EXP. ON SECONDARY EDUCATION	2017-18 (REVISED ESTIMATE)	% AGE TO TOTAL EXP. ON SECONDARY EDUCATION	2018-19 (BUDGET ESTIMATE)	% AGE TO TOTAL EXP. ON SECONDARY EDUCATION
(1)	(2)	(3)	(4)	(5)	(6)	(7)	(8)
1	ANDHRA PRADESH	825184	1.15	966848	1.24	1010331	0.91
2	ARUNACHAL PRADESH	0	0.00	0	0.00	0	0.00
3	ASSAM	0	0.00	0	0.00	0	0.00
4	BIHAR	0	0.00	0	0.00	0	0.00
5	CHHATTISGARH	811982	2.13	668275	1.58	717275	1.30
6	GOA	0	0.00	0	0.00	0	0.00
7	GUJARAT	496868	1.15	687000	1.41	687000	1.23
8	HARYANA	0	0.00	0	0.00	0	0.00
9	HIMACHAL PRADESH	0	0.00	0	0.00	0	0.00
10	JAMMU & KASHMIR	0	0.00	0	0.00	0	0.00
11	JHARKHAND	0	0.00	0	0.00	0	0.00
12	KARNATAKA	0	0.00	0	0.00	0	0.00
13	KERALA	757394	1.17	573080	0.83	636629	0.86
14	MADHYA PRADESH	884242	1.69	800000	1.26	630000	0.55
15	MAHARAHSTRA	0	0.00	0	0.00	0	0.00
16	MANIPUR	0	0.00	0	0.00	0	0.00
17	MEGHALAYA	864	0.02	1765	0.04	1842	0.04
18	MIZORAM	0	0.00	0	0.00	0	0.00
19	NAGALAND	10018	0.21	25018	0.49	10000	0.16
20	ODISHA	0	0.00	0	0.00	0	0.00
21	PUNJAB	0	0.00	0	0.00	399200	0.62
22	RAJASTHAN	0	0.00	0	0.00	0	0.00
23	SIKKIM	0	0.00	0	0.00	0	0.00
24	TAMIL NADU	535334	0.52	630000	0.56	665000	0.56
25	TELANGANA	408863	1.10	427262	1.04	507501	1.13
26	TRIPURA	6991	0.09	1555	0.01	2800	0.02
27	UTTARAKHAND	0	0.00	0	0.00	0	0.00
28	UTTAR PRADESH	0	0.00	0	0.00	0	0.00
29	WEST BENGAL	561949	0.52	557898	0.50	1501306	1.18
	TOTAL STATES	5299689	0.44	5338701	0.39	6768884	0.42
30	A & N ISLANDS	12254	0.75	14658	0.83	15200	0.84
31	CHANDIGARH	0	0.00	0	0.00	0	0.00
32	DADRA & NAGAR HAVEL	0	0.00	0	0.00	0	0.00
33	DAMAN & DIU	0	0.00	0	0.00	0	0.00
34	DELHI	958534	1.93	1348000	2.15	1223800	1.89
35	LAKSHADWEEP	0	0.00	0	0.00	0	0.00
36	PUDUCHERRY	0	0.00	0	0.00	0	0.00
	TOTAL U.T.	970788	1.69	1362658	1.92	1239000	1.65
	TOTAL (STATE & UTs)	6270477	0.50	6701359	0.47	8007884	0.48

**STATEMENT NO. 5.8: BUDGETED EXPENDITURE ON SECONDARY EDUCATION (REVENUE ACCOUNT) -
VOCATIONAL EDUCATION**

(RUPEES IN THOUSANDS)

S. No.	STATE/UNION TERRITORY	2016-17 (ACTUAL)	% AGE TO TOTAL EXP. ON SECONDARY EDUCATION	2017-18 (REVISED ESTIMATE)	% AGE TO TOTAL EXP. ON SECONDARY EDUCATION	2018-19 (BUDGET ESTIMATE)	% AGE TO TOTAL EXP. ON SECONDARY EDUCATION
(1)	(2)	(3)	(4)	(5)	(6)	(7)	(8)
1	ANDHRA PRADESH	0	0.00	0	0.00	0	0.00
2	ARUNACHAL PRADESH	0	0.00	0	0.00	0	0.00
3	ASSAM	0	0.00	0	0.00	0	0.00
4	BIHAR	0	0.00	60000	0.16	50000	0.14
5	CHHATTISGARH	0	0.00	0	0.00	0	0.00
6	GOA	0	0.00	0	0.00	0	0.00
7	GUJARAT	160598	0.37	156773	0.32	200837	0.36
8	HARYANA	0	0.00	0	0.00	0	0.00
9	HIMACHAL PRADESH	0	0.00	0	0.00	0	0.00
10	JAMMU & KASHMIR	0	0.00	0	0.00	0	0.00
11	JHARKHAND	0	0.00	0	0.00	0	0.00
12	KARNATAKA	0	0.00	0	0.00	0	0.00
13	KERALA	0	0.00	0	0.00	0	0.00
14	MADHYA PRADESH	0	0.00	0	0.00	0	0.00
15	MAHARAHSTRA	0	0.00	0	0.00	0	0.00
16	MANIPUR	0	0.00	0	0.00	0	0.00
17	MEGHALAYA	0	0.00	0	0.00	0	0.00
18	MIZORAM	3837	0.16	3510	0.14	3585	0.14
19	NAGALAND	863	0.02	0	0.00	0	0.00
20	ODISHA	0	0.00	0	0.00	0	0.00
21	PUNJAB	0	0.00	0	0.00	0	0.00
22	RAJASTHAN	0	0.00	0	0.00	0	0.00
23	SIKKIM	0	0.00	0	0.00	0	0.00
24	TAMIL NADU	0	0.00	0	0.00	0	0.00
25	TELANGANA	0	0.00	0	0.00	0	0.00
26	TRIPURA	0	0.00	0	0.00	0	0.00
27	UTTARAKHAND	0	0.00	2000	0.01	8234	0.03
28	UTTAR PRADESH	0	0.00	0	0.00	0	0.00
29	WEST BENGAL	0	0.00	0	0.00	0	0.00
TOTAL STATES		165298	0.01	222283	0.02	262656	0.02
30	A & N ISLANDS	0	0.00	0	0.00	0	0.00
31	CHANDIGARH	0	0.00	0	0.00	0	0.00
32	DADRA & NAGAR HAVELI	0	0.00	0	0.00	0	0.00
33	DAMAN & DIU	0	0.00	0	0.00	0	0.00
34	DELHI	0	0.00	55282	0.09	87093	0.13
35	LAKSHADWEEP	0	0.00	0	0.00	0	0.00
36	PUDUCHERRY	0	0.00	0	0.00	0	0.00
TOTAL U.T.		0	0.00	55282	0.08	87093	0.12
TOTAL (STATE & UTs)		165298	0.01	277565	0.02	349749	0.02

**STATEMENT NO. 5.9: BUDGETED EXPENDITURE ON SECONDARY EDUCATION (REVENUE ACCOUNT) -
OTHER EXPENDITURE**

(RUPEES IN THOUSANDS)

S. No.	STATE/UNION TERRITORY	2016-17 (ACTUAL)	% AGE TO TOTAL EXP. ON SECONDARY EDUCATION	2017-18 (REVISED ESTIMATE)	% AGE TO TOTAL EXP. ON SECONDARY EDUCATION	2018-19 (BUDGET ESTIMATE)	% AGE TO TOTAL EXP. ON SECONDARY EDUCATION
(1)	(2)	(3)	(4)	(5)	(6)	(7)	(8)
1	ANDHRA PRADESH	1943450	2.71	4436462	5.71	9050765	8.17
2	ARUNACHAL PRADESH	4100	0.21	22484	0.85	160300	5.60
3	ASSAM	5671684	18.35	5207100	12.48	5538344	11.37
4	BIHAR	904631	3.58	1125707	3.09	710202	2.02
5	CHHATTISGARH	234043	0.61	44480	0.11	44480	0.08
6	GOA	926044	13.17	1577549	19.42	1572079	25.47
7	GUJARAT	1569763	3.62	1602243	3.29	1968001	3.53
8	HARYANA	1773234	6.26	2049900	6.19	2060300	5.39
9	HIMACHAL PRADESH	284150	1.71	512351	2.44	381180	1.68
10	JAMMU & KASHMIR	702130	3.40	823343	3.83	668926	2.89
11	JHARKHAND	841800	8.85	1215300	10.72	1227803	9.81
12	KARNATAKA	0	0.00	0	0.00	0	0.00
13	KERALA	344266	0.53	615634	0.89	316121	0.43
14	MADHYA PRADESH	86526	0.16	98332	0.15	0	0.00
15	MAHARAHSTRA	681875	0.41	1347184	0.74	1615696	0.79
16	MANIPUR	309435	11.90	178528	5.74	145735	4.39
17	MEGHALAYA	2679536	46.97	548024	11.27	372850	7.67
18	MIZORAM	66157	2.77	73168	2.94	77658	3.12
19	NAGALAND	69237	1.46	72395	1.41	78586	1.24
20	ODISHA	5055810	17.13	3565033	8.60	5939561	11.71
21	PUNJAB	1951806	3.96	3224633	5.40	5893040	9.10
22	RAJASTHAN	8791232	7.34	11939159	8.43	15792637	9.05
23	SIKKIM	3246349	69.46	3504386	69.13	3638221	64.16
24	TAMIL NADU	2957259	2.85	4778812	4.26	2635754	2.23
25	TELANGANA	1521628	4.09	961761	2.35	1860960	4.15
26	TRIPURA	7068624	90.10	9699472	91.60	12805566	93.99
27	UTTARAKHAND	369923	1.60	224691	0.83	238812	0.75
28	UTTAR PRADESH	7796412	11.14	5940269	7.86	4657336	5.52
29	WEST BENGAL	3932868	3.62	3051880	2.75	7865849	6.18
	TOTAL STATES	61783973	5.15	68440280	5.05	87316762	5.45
30	A & N ISLANDS	126751	7.72	146653	8.27	154540	8.50
31	CHANDIGARH	0	0.00	0	0.00	0	0.00
32	DADRA & NAGAR HAVELI	0	0.00	0	0.00	0	0.00
33	DAMAN & DIU	470368	50.12	442000	52.81	422300	53.06
34	DELHI	28624017	57.69	4230000	6.73	3140500	4.85
35	LAKSHADWEEP	1668	0.36	4000	0.86	3500	0.73
36	PUDUCHERRY	0	0.00	0	0.00	0	0.00
	TOTAL U.T.	29222804	50.83	4822653	6.80	3720840	4.96
	TOTAL (STATE & UTs)	91006777	7.24	73262933	5.14	91037602	5.43

**STATEMENT NO. 6: BUDGETED EXPENDITURE ON ADULT EDUCATION (REVENUE ACCOUNT)-
TOTAL EXPENDITURE**

(RUPEES IN THOUSANDS)

S. No.	STATE/UNION TERRITORY	2016-17 (ACTUAL)	% AGE TO TOTAL EXP. ON EDUCATION	2017-18 (REVISED ESTIMATE)	% AGE TO TOTAL EXP. ON EDUCATION	2018-19 (BUDGET ESTIMATE)	% AGE TO TOTAL EXP. ON EDUCATION
(1)	(2)	(3)	(4)	(5)	(6)	(7)	(8)
1	ANDHRA PRADESH	155440	0.08	136456	0.07	230433	0.09
2	ARUNACHAL PRADESH	584188	5.87	368205	3.28	276473	2.77
3	ASSAM	286161	0.25	690649	0.47	740532	0.47
4	BIHAR	3585165	3.36	3233170	2.33	2576341	1.67
5	CHHATTISGARH	24999	0.03	552500	0.48	447000	0.29
6	GOA	16077	0.12	19472	0.12	20198	0.13
7	GUJARAT	262948	0.14	19545	0.01	22992	0.01
8	HARYANA	72747	0.07	6800	0.01	11100	0.01
9	HIMACHAL PRADESH	0	0.00	200	0.00	405	0.00
10	JAMMU & KASHMIR	0	0.00	0	0.00	0	0.00
11	JHARKHAND	34314	0.05	244400	0.30	259000	0.28
12	KARNATAKA	398986	0.20	129900	0.06	90400	0.04
13	KERALA	149000	0.09	312500	0.18	222500	0.12
14	MADHYA PRADESH	0	0.00	0	0.00	0	0.00
15	MAHARAHSTRA	150723	0.03	286936	0.06	242825	0.04
16	MANIPUR	51461	0.61	57732	0.58	62510	0.61
17	MEGHALAYA	84616	0.49	73140	0.41	76880	0.50
18	MIZORAM	33631	0.38	37974	0.39	15833	0.17
19	NAGALAND	0	0.00	21	0.00	21	0.00
20	ODISHA	0	0.00	0	0.00	0	0.00
21	PUNJAB	2148	0.00	3500	0.00	3500	0.00
22	RAJASTHAN	250725	0.10	357945	0.15	393018	0.14
23	SIKKIM	832	0.01	1000	0.01	0	0.00
24	TAMIL NADU	201520	0.08	293633	0.10	211967	0.07
25	TELANGANA	184684	0.21	203649	0.20	219352	0.20
26	TRIPURA	409351	2.59	0	0.00	5000	0.02
27	UTTARAKHAND	0	0.00	0	0.00	0	0.00
28	UTTAR PRADESH	0	0.00	0	0.00	0	0.00
29	WEST BENGAL	147607	0.07	162053	0.06	263291	0.09
	TOTAL STATES	7087322	0.20	7191380	0.18	6391571	0.14
30	A & N ISLANDS	13318	0.27	14861	0.27	15361	0.27
31	CHANDIGARH	13525	0.22	13200	0.21	17000	0.26
32	DADRA & NAGAR HAVELI	0	0.00	1400	0.09	1400	0.11
33	DAMAN & DIU	2349	0.15	1800	0.12	2500	0.17
34	DELHI	1576795	2.10	900	0.00	950	0.00
35	LAKSHADWEEP	0	0.00	0	0.00	0	0.00
36	PUDUCHERRY	281485	3.57	36862	0.48	42893	0.42
	TOTAL U.T.	1887472	1.91	69023	0.06	80104	0.07
	TOTAL (STATE & UTs)	8974794	0.25	7260403	0.18	6471675	0.14
	CENTRE TOTAL	3374067	0.47	3769133	0.46	3663333	0.43
	GRAND TOTAL	12348861	0.29	11029537	0.23	10135008	0.19

**STATEMENT NO. 6.1: BUDGETED EXPENDITURE ON ADULT EDUCATION (REVENUE ACCOUNT)-
DIRECTION & ADMINISTRATION**

(RUPEES IN THOUSANDS)

S. No.	STATE/UNION TERRITORY	2016-17 (ACTUAL)	% AGE TO TOTAL EXP. ON ADULT EDUCATION	2017-18 (REVISED ESTIMATE)	% AGE TO TOTAL EXP. ON ADULT EDUCATION	2018-19 (BUDGET ESTIMATE)	% AGE TO TOTAL EXP. ON ADULT EDUCATION
(1)	(2)	(3)	(4)	(5)	(6)	(7)	(8)
1	ANDHRA PRADESH	0	0.00	0	0.00	0	0.00
2	ARUNACHAL PRADESH	66892	11.45	89963	24.43	103473	37.43
3	ASSAM	283303	99.00	331339	47.98	386601	52.21
4	BIHAR	20697	0.58	49486	1.53	26956	1.05
5	CHHATTISGARH	24999	100.00	148300	26.84	110800	24.79
6	GOA	0	0.00	0	0.00	0	0.00
7	GUJARAT	919	0.35	1050	5.37	965	4.20
8	HARYANA	0	0.00	0	0.00	0	0.00
9	HIMACHAL PRADESH	0	0.00	0	0.00	0	0.00
10	JAMMU & KASHMIR	0	0.00	0	0.00	0	0.00
11	JHARKHAND	0	0.00	0	0.00	0	0.00
12	KARNATAKA	398986	100.00	129900	100.00	90400	100.00
13	KERALA	36500	24.50	37500	12.00	51500	23.15
14	MADHYA PRADESH	0	0.00	0	0.00	0	0.00
15	MAHARAHSTRA	0	0.00	0	0.00	0	0.00
16	MANIPUR	51461	100.00	57732	100.00	62510	100.00
17	MEGHALAYA	4827	5.70	6850	9.37	8460	11.00
18	MIZORAM	31566	93.86	35890	94.51	13957	88.15
19	NAGALAND	0	0.00	0	0.00	0	0.00
20	ODISHA	0	0.00	0	0.00	0	0.00
21	PUNJAB	0	0.00	0	0.00	0	0.00
22	RAJASTHAN	193535	77.19	259991	72.63	292177	74.34
23	SIKKIM	0	0.00	0	0.00	0	0.00
24	TAMIL NADU	14776	7.33	20253	6.90	22515	10.62
25	TELANGANA	184684	100.00	203649	100.00	219352	100.00
26	TRIPURA	0	0.00	0	0.00	0	0.00
27	UTTARAKHAND	0	0.00	0	0.00	0	0.00
28	UTTAR PRADESH	0	0.00	0	0.00	0	0.00
29	WEST BENGAL	51758	35.06	34118	21.05	47005	17.85
	TOTAL STATES	1364903	19.26	1406021	19.55	1436671	22.48
30	A & N ISLANDS	0	0.00	0	0.00	0	0.00
31	CHANDIGARH	0	0.00	13200	100.00	17000	100.00
32	DADRA & NAGAR HAVELI	0	0.00	0	0.00	0	0.00
33	DAMAN & DIU	0	0.00	0	0.00	0	0.00
34	DELHI	0	0.00	0	0.00	0	0.00
35	LAKSHADWEEP	0	0.00	0	0.00	0	0.00
36	PUDUCHERRY	0	0.00	0	0.00	0	0.00
	TOTAL U.T.	0	0.00	13200	19.12	17000	21.22
	TOTAL (STATE & UTs)	1364903	15.21	1419221	19.55	1453671	22.46

**STATEMENT NO. 6.2: BUDGETED EXPENDITURE ON ADULT EDUCATION (REVENUE ACCOUNT)-
RURAL FUNCTIONAL LITERACY PROGRAMME**

(RUPEES IN THOUSANDS)

S. No.	STATE/UNION TERRITORY	2016-17 (ACTUAL)	% AGE TO TOTAL EXP. ON ADULT EDUCATION	2017-18 (REVISED ESTIMATE)	% AGE TO TOTAL EXP. ON ADULT EDUCATION	2018-19 (BUDGET ESTIMATE)	% AGE TO TOTAL EXP. ON ADULT EDUCATION
(1)	(2)	(3)	(4)	(5)	(6)	(7)	(8)
1	ANDHRA PRADESH	0	0.00	0	0.00	0	0.00
2	ARUNACHAL PRADESH	0	0.00	0	0.00	0	0.00
3	ASSAM	0	0.00	5700	0.83	44900	6.06
4	BIHAR	0	0.00	0	0.00	0	0.00
5	CHHATTISGARH	0	0.00	0	0.00	0	0.00
6	GOA	0	0.00	0	0.00	0	0.00
7	GUJARAT	11587	4.41	18491	94.61	22021	95.78
8	HARYANA	0	0.00	0	0.00	0	0.00
9	HIMACHAL PRADESH	0	0.00	100	50.00	100	24.69
10	JAMMU & KASHMIR	0	0.00	0	0.00	0	0.00
11	JHARKHAND	0	0.00	0	0.00	0	0.00
12	KARNATAKA	0	0.00	0	0.00	0	0.00
13	KERALA	112500	75.50	275000	88.00	171000	76.85
14	MADHYA PRADESH	0	0.00	0	0.00	0	0.00
15	MAHARAHSTRA	0	0.00	0	0.00	0	0.00
16	MANIPUR	0	0.00	0	0.00	0	0.00
17	MEGHALAYA	0	0.00	250	0.34	250	0.33
18	MIZORAM	2065	6.14	1964	5.17	1756	11.09
19	NAGALAND	0	0.00	21	100.00	21	100.00
20	ODISHA	0	0.00	0	0.00	0	0.00
21	PUNJAB	0	0.00	0	0.00	0	0.00
22	RAJASTHAN	0	0.00	0	0.00	0	0.00
23	SIKKIM	0	0.00	0	0.00	0	0.00
24	TAMIL NADU	0	0.00	0	0.00	0	0.00
25	TELANGANA	0	0.00	0	0.00	0	0.00
26	TRIPURA	0	0.00	0	0.00	0	0.00
27	UTTARAKHAND	0	0.00	0	0.00	0	0.00
28	UTTAR PRADESH	0	0.00	0	0.00	0	0.00
29	WEST BENGAL	0	0.00	0	0.00	0	0.00
	TOTAL STATES	126152	1.78	301526	4.19	240048	3.76
30	A & N ISLANDS	0	0.00	0	0.00	0	0.00
31	CHANDIGARH	0	0.00	0	0.00	0	0.00
32	DADRA & NAGAR HAVELI	0	0.00	0	0.00	0	0.00
33	DAMAN & DIU	0	0.00	0	0.00	0	0.00
34	DELHI	0	0.00	0	0.00	0	0.00
35	LAKSHADWEEP	0	0.00	0	0.00	0	0.00
36	PUDUCHERRY	0	0.00	0	0.00	0	0.00
	TOTAL U.T.	0	0.00	0	0.00	0	0.00
	TOTAL (STATE & UTs)	126152	1.41	301526	4.15	240048	3.71

**STATEMENT NO. 6.3: BUDGETED EXPENDITURE ON ADULT EDUCATION (REVENUE ACCOUNT)-
STATE ADULT EDUCATION PROGRAMME**

(RUPEES IN THOUSANDS)

S. No.	STATE/UNION TERRITORY	2016-17 (ACTUAL)	% AGE TO TOTAL EXP. ON ADULT EDUCATION	2017-18 (REVISED ESTIMATE)	% AGE TO TOTAL EXP. ON ADULT EDUCATION	2018-19 (BUDGET ESTIMATE)	% AGE TO TOTAL EXP. ON ADULT EDUCATION
(1)	(2)	(3)	(4)	(5)	(6)	(7)	(8)
1	ANDHRA PRADESH	0	0.00	0	0.00	0	0.00
2	ARUNACHAL PRADESH	0	0.00	0	0.00	0	0.00
3	ASSAM	0	0.00	0	0.00	0	0.00
4	BIHAR	0	0.00	0	0.00	0	0.00
5	CHHATTISGARH	0	0.00	0	0.00	0	0.00
6	GOA	0	0.00	0	0.00	0	0.00
7	GUJARAT	0	0.00	0	0.00	0	0.00
8	HARYANA	0	0.00	0	0.00	0	0.00
9	HIMACHAL PRADESH	0	0.00	0	0.00	0	0.00
10	JAMMU & KASHMIR	0	0.00	0	0.00	0	0.00
11	JHARKHAND	0	0.00	0	0.00	0	0.00
12	KARNATAKA	0	0.00	0	0.00	0	0.00
13	KERALA	0	0.00	0	0.00	0	0.00
14	MADHYA PRADESH	0	0.00	0	0.00	0	0.00
15	MAHARAHSTRA	0	0.00	0	0.00	0	0.00
16	MANIPUR	0	0.00	0	0.00	0	0.00
17	MEGHALAYA	0	0.00	0	0.00	0	0.00
18	MIZORAM	0	0.00	0	0.00	0	0.00
19	NAGALAND	0	0.00	0	0.00	0	0.00
20	ODISHA	0	0.00	0	0.00	0	0.00
21	PUNJAB	0	0.00	0	0.00	0	0.00
22	RAJASTHAN	0	0.00	0	0.00	0	0.00
23	SIKKIM	0	0.00	0	0.00	0	0.00
24	TAMIL NADU	0	0.00	0	0.00	0	0.00
25	TELANGANA	0	0.00	0	0.00	0	0.00
26	TRIPURA	0	0.00	0	0.00	0	0.00
27	UTTARAKHAND	0	0.00	0	0.00	0	0.00
28	UTTAR PRADESH	0	0.00	0	0.00	0	0.00
29	WEST BENGAL	0	0.00	0	0.00	0	0.00
	TOTAL STATES	0	0.00	0	0.00	0	0.00
30	A & N ISLANDS	0	0.00	0	0.00	0	0.00
31	CHANDIGARH	0	0.00	0	0.00	0	0.00
32	DADRA & NAGAR HAVELI	0	0.00	0	0.00	0	0.00
33	DAMAN & DIU	0	0.00	0	0.00	0	0.00
34	DELHI	0	0.00	0	0.00	0	0.00
35	LAKSHADWEEP	0	0.00	0	0.00	0	0.00
36	PUDUCHERRY	0	0.00	0	0.00	0	0.00
	TOTAL U.T.	0	0.00	0	0.00	0	0.00
	TOTAL (STATE & UTs)	0	0.00	0	0.00	0	0.00

**STATEMENT NO. 6.4: BUDGETED EXPENDITURE ON ADULT EDUCATION (REVENUE ACCOUNT)-
OTHER ADULT EDUCATION PROGRAMME**

(RUPEES IN THOUSANDS)

S. No.	STATE/UNION TERRITORY	2016-17 (ACTUAL)	% AGE TO TOTAL EXP. ON ADULT EDUCATION	2017-18 (REVISED ESTIMATE)	% AGE TO TOTAL EXP. ON ADULT EDUCATION	2018-19 (BUDGET ESTIMATE)	% AGE TO TOTAL EXP. ON ADULT EDUCATION
(1)	(2)	(3)	(4)	(5)	(6)	(7)	(8)
1	ANDHRA PRADESH	32520	20.92	86486	58.30	113783	4.47
2	ARUNACHAL PRADESH	0	0.00	272880	0.00	0	68.07
3	ASSAM	2858	1.00	353610	2.08	309031	2.07
4	BIHAR	156000	4.35	0	22.62	0	0.00
5	CHHATTISGARH	0	0.00	404200	100.00	336200	100.00
6	GOA	16077	100.00	19468	99.99	20194	99.99
7	GUJARAT	226641	86.19	2	84.57	4	0.01
8	HARYANA	0	0.00	0	100.00	0	100.00
9	HIMACHAL PRADESH	0	0.00	0	0.00	0	0.00
10	JAMMU & KASHMIR	0	0.00	0	0.00	0	0.00
11	JHARKHAND	0	0.00	0	0.00	0	0.00
12	KARNATAKA	0	0.00	0	0.00	0	0.00
13	KERALA	0	0.00	0	0.00	0	0.00
14	MADHYA PRADESH	0	0.00	0	0.00	0	0.00
15	MAHARAHSTRA	48258	32.02	156516	42.91	92736	59.35
16	MANIPUR	0	0.00	0	0.00	0	0.00
17	MEGHALAYA	57109	67.49	56040	74.49	68170	75.59
18	MIZORAM	0	0.00	120	0.00	120	0.00
19	NAGALAND	0	0.00	0	0.00	0	0.00
20	ODISHA	0	0.00	0	0.00	0	0.00
21	PUNJAB	2148	100.00	3500	100.00	3500	100.00
22	RAJASTHAN	0	0.00	0	77.00	0	75.95
23	SIKKIM	0	0.00	0	0.00	0	0.00
24	TAMIL NADU	131307	65.16	189452	0.00	189452	0.00
25	TELANGANA	0	0.00	0	0.00	0	0.00
26	TRIPURA	0	0.00	0	100.00	0	100.00
27	UTTARAKHAND	0	0.00	0	0.00	0	0.00
28	UTTAR PRADESH	0	0.00	0	99.92	0	99.92
29	WEST BENGAL	10354	7.01	11935	51.46	13191	15.50
	TOTAL STATES	683272	9.64	1554209	46.95	1146381	36.73
30	A & N ISLANDS	11524	86.53	12945	87.98	13211	88.66
31	CHANDIGARH	0	0.00	0	0.00	0	0.00
32	DADRA & NAGAR HAVELI	0	0.00	1400	100.00	1400	100.00
33	DAMAN & DIU	0	0.00	0	0.00	0	0.00
34	DELHI	716	0.05	900	0.05	950	100.00
35	LAKSHADWEEP	0	0.00	0	0.00	0	0.00
36	PUDUCHERRY	281485	100.00	36862	100.00	42893	100.00
	TOTAL U.T.	293725	15.56	52107	1.18	58454	51.26
	TOTAL (STATE & UTs)	976997	10.89	1606316	22.12	1204835	18.62

**STATEMENT NO. 6.5: BUDGETED EXPENDITURE ON ADULT EDUCATION (REVENUE ACCOUNT)-
OTHER EXPENDITURE**

(RUPEES IN THOUSANDS)

S. No.	STATE/UNION TERRITORY	2016-17 (ACTUAL)	% AGE TO TOTAL EXP. ON ADULT EDUCATION	2017-18 (REVISED ESTIMATE)	% AGE TO TOTAL EXP. ON ADULT EDUCATION	2018-19 (BUDGET ESTIMATE)	% AGE TO TOTAL EXP. ON ADULT EDUCATION
(1)	(2)	(3)	(4)	(5)	(6)	(7)	(8)
1	ANDHRA PRADESH	122920	79.08	49970	36.62	116650	50.62
2	ARUNACHAL PRADESH	517296	88.55	5362	1.46	173000	62.57
3	ASSAM	0	0.00	0	0.00	0	0.00
4	BIHAR	3408468	95.07	3183684	98.47	2549385	98.95
5	CHHATTISGARH	0	0.00	0	0.00	0	0.00
6	GOA	0	0.00	4	0.02	4	0.02
7	GUJARAT	23801	9.05	2	0.01	2	0.01
8	HARYANA	72747	100.00	6800	100.00	11100	100.00
9	HIMACHAL PRADESH	0	0.00	100	50.00	305	75.31
10	JAMMU & KASHMIR	0	0.00	0	0.00	0	0.00
11	JHARKHAND	34314	100.00	244400	100.00	259000	100.00
12	KARNATAKA	0	0.00	0	0.00	0	0.00
13	KERALA	0	0.00	0	0.00	0	0.00
14	MADHYA PRADESH	0	0.00	0	0.00	0	0.00
15	MAHARAHSTRA	102465	67.98	130420	45.45	150089	61.81
16	MANIPUR	0	0.00	0	0.00	0	0.00
17	MEGHALAYA	22680	26.80	10000	13.67	0	0.00
18	MIZORAM	0	0.00	0	0.00	0	0.00
19	NAGALAND	0	0.00	0	0.00	0	0.00
20	ODISHA	0	0.00	0	0.00	0	0.00
21	PUNJAB	0	0.00	0	0.00	0	0.00
22	RAJASTHAN	57190	22.81	97954	27.37	100841	25.66
23	SIKKIM	832	100.00	1000	100.00	0	0.00
24	TAMIL NADU	55437	27.51	83928	28.58	0	0.00
25	TELANGANA	0	0.00	0	0.00	0	0.00
26	TRIPURA	409351	100.00	0	0.00	5000	100.00
27	UTTARAKHAND	0	0.00	0	0.00	0	0.00
28	UTTAR PRADESH	0	0.00	0	0.00	0	0.00
29	WEST BENGAL	85495	57.92	116000	71.58	203095	77.14
	TOTAL STATES	4912996	69.32	3929624	54.64	3568471	55.83
30	A & N ISLANDS	1794	13.47	1916	12.89	2150	14.00
31	CHANDIGARH	13525	100.00	0	0.00	0	0.00
32	DADRA & NAGAR HAVELI	0	0.00	0	0.00	0	0.00
33	DAMAN & DIU	2349	100.00	1800	100.00	2500	100.00
34	DELHI	1576079	99.95	0	0.00	0	0.00
35	LAKSHADWEEP	0	0.00	0	0.00	0	0.00
36	PUDUCHERRY	0	0.00	0	0.00	0	0.00
	TOTAL U.T.	1593747	84.44	3716	5.38	4650	5.80
	TOTAL (STATE & UTs)	6506743	72.50	3933340	54.18	3573121	55.21

STATEMENT NO. 7: BUDGETED EXPENDITURE ON UNIVERSITY/SCHOLARSHIP/DL EDUCATION (REVENUE ACCOUNT)- TOTAL EXPENDITURE

(RUPEES IN THOUSANDS)

S. No.	STATE/UNION TERRITORY	2016-17 (ACTUAL)	% AGE TO TOTAL EXP. ON EDUCATION	2017-18 (REVISED ESTIMATE)	% AGE TO TOTAL EXP. ON EDUCATION	2018-19 (BUDGET ESTIMATE)	% AGE TO TOTAL EXP. ON EDUCATION
(1)	(2)	(3)	(4)	(5)	(6)	(7)	(8)
1	ANDHRA PRADESH	27056324	14.59	29823383	14.92	36483261	14.23
2	ARUNACHAL PRADESH	1151724	11.57	677196	6.04	605701	6.07
3	ASSAM	15906175	13.90	19616580	13.37	20315912	12.82
4	BIHAR	23456356	21.95	34671275	24.96	49650253	32.09
5	CHHATTISGARH	5351921	5.51	8094073	7.02	8246990	5.40
6	GOA	2201636	16.73	2433981	15.60	3229913	20.11
7	GUJARAT	16520042	9.03	17018524	7.86	19909800	9.12
8	HARYANA	12466946	12.39	14929430	12.97	16009200	12.33
9	HIMACHAL PRADESH	3507878	8.09	4940433	15.05	4572133	7.65
10	JAMMU & KASHMIR	5949791	12.91	7300200	14.17	8477500	15.22
11	JHARKHAND	10498281	14.80	12371765	15.22	13221139	14.16
12	KARNATAKA	32355648	16.09	28771782	13.66	27429200	11.73
13	KERALA	25543785	15.74	27633850	15.92	31247197	16.75
14	MADHYA PRADESH	16516218	9.65	17588931	8.41	18609137	7.60
15	MAHARAHSTRA	49511661	11.47	55636935	11.11	59562684	10.85
16	MANIPUR	1766531	21.11	2269063	22.74	2279933	22.13
17	MEGHALAYA	2016548	11.61	2115975	11.78	2121385	13.66
18	MIZORAM	1244238	14.04	1453869	15.06	1436449	15.11
19	NAGALAND	826558	7.95	944292	8.17	1086447	7.81
20	ODISHA	17971633	19.17	17229864	14.24	19657732	14.73
21	PUNJAB	7457895	8.64	6345453	6.06	5352397	4.96
22	RAJASTHAN	11616070	4.79	11850942	5.08	13413434	4.78
23	SIKKIM	241042	3.63	277022	3.74	301812	3.70
24	TAMIL NADU	22641836	8.89	24863646	8.89	26536244	9.10
25	TELANGANA	13410909	15.31	16099287	15.74	18650485	16.71
26	TRIPURA	815497	5.15	1020079	5.02	1233993	4.96
27	UTTARAKHAND	2714744	5.88	3208264	5.87	4378771	6.58
28	UTTAR PRADESH	18272943	4.35	21453138	4.42	24393717	4.48
29	WEST BENGAL	39642946	17.58	55397675	22.17	55974469	19.73
	TOTAL STATES	388633776	11.23	446036907	11.36	494387288	11.18
30	A & N ISLANDS	324591	6.52	378320	6.77	413840	7.18
31	CHANDIGARH	1530248	25.33	1666999	25.95	1676848	25.22
32	DADRA & NAGAR HAVELI	170000	9.36	110000	6.75	110000	8.65
33	DAMAN & DIU	71155	4.40	75700	4.99	86200	5.95
34	DELHI	2824167	3.76	2989000	3.26	3591000	3.79
35	LAKSHADWEEP	131412	9.20	140900	9.40	136000	8.83
36	PUDUCHERRY	1170881	14.84	1114548	14.39	1449077	14.32
	TOTAL U.T.	6222454	6.29	6475467	5.58	7462965	6.14
	TOTAL (STATE & UTs)	394856230	11.09	452512374	11.19	501850253	11.05
	CENTRE TOTAL	166638400	23.17	178621000	21.82	202648900	23.84
	GRAND TOTAL	561494630	13.12	631133374	12.98	704499153	13.06

STATEMENT NO. 7.1: BUDGETED EXPENDITURE ON UNIVERSITY/SCHOLARSHIP/DL EDUCATION (REVENUE ACCOUNT)- DIRECTION & ADMINISTRATION

(RUPEES IN THOUSANDS)

S. No.	STATE/UNION TERRITORY	2016-17 (ACTUAL)	% AGE TO TOTAL EXP. ON UNIVERSITY EDUCATION	2017-18 (REVISED ESTIMATE)	% AGE TO TOTAL EXP. ON UNIVERSITY EDUCATION	2018-19 (BUDGET ESTIMATE)	% AGE TO TOTAL EXP. ON UNIVERSITY EDUCATION
(1)	(2)	(3)	(4)	(5)	(6)	(7)	(8)
1	ANDHRA PRADESH	137363	0.51	180405	0.60	215944	0.59
2	ARUNACHAL PRADESH	44696	3.88	45258	6.68	45125	7.45
3	ASSAM	517110	3.25	1193943	6.09	985037	4.85
4	BIHAR	36482	0.16	86751	0.25	83309	0.17
5	CHHATTISGARH	40519	0.76	1090690	13.48	722310	8.76
6	GOA	34674	1.57	39998	1.64	59202	1.83
7	GUJARAT	152569	0.92	170582	1.00	165986	0.83
8	HARYANA	596237	4.78	740858	4.96	906730	5.66
9	HIMACHAL PRADESH	0	0.00	0	0.00	0	0.00
10	JAMMU & KASHMIR	19500	0.33	6200	0.08	6200	0.07
11	JHARKHAND	13089	0.12	32767	0.26	28200	0.21
12	KARNATAKA	1130860	3.50	523400	1.82	153100	0.56
13	KERALA	321334	1.26	369168	1.34	386481	1.24
14	MADHYA PRADESH	150044	0.91	190012	1.08	222810	1.20
15	MAHARAHSTRA	0	0.00	0	0.00	0	0.00
16	MANIPUR	22551	1.28	32000	1.41	33000	1.45
17	MEGHALAYA	7328	0.36	51375	2.43	56820	2.68
18	MIZORAM	50851	4.09	46111	3.17	42318	2.95
19	NAGALAND	86870	10.51	299138	31.68	78795	7.25
20	ODISHA	127560	0.71	130357	0.76	116995	0.60
21	PUNJAB	732	0.01	798	0.01	900	0.02
22	RAJASTHAN	124389	1.07	138985	1.17	169274	1.26
23	SIKKIM	0	0.00	0	0.00	0	0.00
24	TAMIL NADU	148220	0.65	257579	1.04	248240	0.94
25	TELANGANA	153826	1.15	166073	1.03	184304	0.99
26	TRIPURA	52716	6.46	76781	7.53	85511	6.93
27	UTTARAKHAND	33315	1.23	40759	1.27	54309	1.24
28	UTTAR PRADESH	115523	0.63	127413	0.59	148446	0.61
29	WEST BENGAL	235259	0.59	365517	0.66	431940	0.77
	TOTAL STATES	4353618	1.12	6402918	1.44	5631286	1.14
30	A & N ISLANDS	0	0.00	0	0.00	0	0.00
31	CHANDIGARH	0	0.00	4592	0.28	6700	0.40
32	DADRA & NAGAR HAVELI	170000	100.00	110000	100.00	110000	100.00
33	DAMAN & DIU	71155	100.00	75700	100.00	86200	100.00
34	DELHI	6232	0.22	30000	1.00	30000	0.84
35	LAKSHADWEEP	0	0.00	0	0.00	0	0.00
36	PUDUCHERRY	0	0.00	0	0.00	0	0.00
	TOTAL U.T.	247387	3.98	220292	3.40	232900	3.12
	TOTAL (STATE & UTs)	4601005	1.17	6623210	1.46	5864186	1.17

STATEMENT NO. 7.2: BUDGETED EXPENDITURE ON UNIVERSITY/SCHOLARSHIP/DL EDUCATION (REVENUE ACCOUNT)- ASSISTANCE TO UNIVERSITIES

(RUPEES IN THOUSANDS)

S. No.	STATE/UNION TERRITORY	2016-17 (ACTUAL)	% AGE TO TOTAL EXP. ON UNIVERSITY EDUCATION	2017-18 (REVISED ESTIMATE)	% AGE TO TOTAL EXP. ON UNIVERSITY EDUCATION	2018-19 (BUDGET ESTIMATE)	% AGE TO TOTAL EXP. ON UNIVERSITY EDUCATION
(1)	(2)	(3)	(4)	(5)	(6)	(7)	(8)
1	ANDHRA PRADESH	14597857	53.95	16072576	53.89	21399649	58.66
2	ARUNACHAL PRADESH	0	0.00	0	0.00	0	0.00
3	ASSAM	2229172	14.01	3024233	15.42	3369960	16.59
4	BIHAR	22726574	96.89	31866803	91.91	45277902	91.19
5	CHHATTISGARH	657300	12.28	689300	8.52	708700	8.59
6	GOA	395988	17.99	402500	16.54	562000	17.40
7	GUJARAT	4859166	29.41	4514686	26.53	6070009	30.49
8	HARYANA	3020000	24.22	3160000	21.17	3490000	21.80
9	HIMACHAL PRADESH	926000	26.40	1040000	21.05	1100000	24.06
10	JAMMU & KASHMIR	2799000	47.04	3171000	43.44	3545000	41.82
11	JHARKHAND	9536868	90.84	11157533	90.19	11571447	87.52
12	KARNATAKA	7075225	21.87	7682382	26.70	7232200	26.37
13	KERALA	7686062	30.09	8550746	30.94	8922420	28.55
14	MADHYA PRADESH	807227	4.89	637078	3.62	701428	3.77
15	MAHARAHSTRA	4686197	9.46	7159002	12.87	6302567	10.58
16	MANIPUR	0	0.00	200	0.01	2500	0.11
17	MEGHALAYA	0	0.00	30	0.00	33	0.00
18	MIZORAM	0	0.00	0	0.00	0	0.00
19	NAGALAND	0	0.00	0	0.00	0	0.00
20	ODISHA	2727883	15.18	3307716	19.20	3981793	20.26
21	PUNJAB	1686349	22.61	1786349	28.15	2509900	46.89
22	RAJASTHAN	2094038	18.03	2678283	22.60	3182723	23.73
23	SIKKIM	0	0.00	0	0.00	0	0.00
24	TAMIL NADU	3669231	16.21	3782266	15.21	4049512	15.26
25	TELANGANA	4020542	29.98	7977708	49.55	6958662	37.31
26	TRIPURA	20000	2.45	35000	3.43	60000	4.86
27	UTTARAKHAND	599521	22.08	722200	22.51	946000	21.60
28	UTTAR PRADESH	1648091	9.02	1666736	7.77	1654276	6.78
29	WEST BENGAL	20422280	51.52	20320579	36.68	23499635	41.98
	TOTAL STATES	118890571	30.59	141404906	31.70	167098316	33.80
30	A & N ISLANDS	0	0.00	0	0.00	0	0.00
31	CHANDIGARH	0	0.00	0	0.00	0	0.00
32	DADRA & NAGAR HAVELI	0	0.00	0	0.00	0	0.00
33	DAMAN & DIU	0	0.00	0	0.00	0	0.00
34	DELHI	120000	4.25	677700	22.67	1150000	32.02
35	LAKSHADWEEP	0	0.00	0	0.00	0	0.00
36	PUDUCHERRY	2524	0.22	2234	0.20	3984	0.27
	TOTAL U.T.	122524	1.97	679934	10.50	1153984	15.46
	TOTAL (STATE & UTs)	119013095	30.14	142084840	31.40	168252300	33.53

**STATEMENT NO. 7.3: BUDGETED EXPENDITURE ON UNIVERSITY/SCHOLARSHIP/DL EDUCATION (REVENUE ACCOUNT)-
GOVERNMENT COLLEGES**

(RUPEES IN THOUSANDS)

S. No.	STATE/UNION TERRITORY	2016-17 (ACTUAL)	% AGE TO TOTAL EXP. ON UNIVERSITY EDUCATION	2017-18 (REVISED ESTIMATE)	% AGE TO TOTAL EXP. ON UNIVERSITY EDUCATION	2018-19 (BUDGET ESTIMATE)	% AGE TO TOTAL EXP. ON UNIVERSITY EDUCATION
(1)	(2)	(3)	(4)	(5)	(6)	(7)	(8)
1	ANDHRA PRADESH	6313012	23.33	7727953	25.91	8418962	23.08
2	ARUNACHAL PRADESH	584696	50.77	631288	93.22	560576	92.55
3	ASSAM	12912646	81.18	15077264	76.86	15486623	76.23
4	BIHAR	450950	1.92	526971	1.52	581041	1.17
5	CHHATTISGARH	4082984	76.29	5752550	71.07	6224980	75.48
6	GOA	313207	14.23	354319	14.56	383099	11.86
7	GUJARAT	1015173	6.15	1046479	6.15	1237247	6.21
8	HARYANA	3659556	29.35	4600872	30.82	4984470	31.14
9	HIMACHAL PRADESH	2291787	65.33	3583933	72.54	3176033	69.47
10	JAMMU & KASHMIR	2858491	48.04	3857200	52.84	4607200	54.35
11	JHARKHAND	948324	9.03	1181465	9.55	1621492	12.26
12	KARNATAKA	15147922	46.82	11361700	39.49	10558300	38.49
13	KERALA	3746096	14.67	4581079	16.58	5626284	18.01
14	MADHYA PRADESH	13267082	80.33	14239036	80.95	15180146	81.57
15	MAHARAHSTRA	1172151	2.37	1982695	3.56	2221771	3.73
16	MANIPUR	1646125	93.18	1924943	84.83	1922063	84.30
17	MEGHALAYA	296715	14.71	399637	18.89	548594	25.86
18	MIZORAM	1130856	90.89	1376245	94.66	1371656	95.49
19	NAGALAND	673918	81.53	550586	58.31	941152	86.63
20	ODISHA	2795277	15.55	3685422	21.39	3591450	18.27
21	PUNJAB	1825037	24.47	2061561	32.49	212780	3.98
22	RAJASTHAN	7956928	68.50	7588813	64.04	8517794	63.50
23	SIKKIM	241042	100.00	277022	100.00	301812	100.00
24	TAMIL NADU	7033713	31.07	7897778	31.76	8624082	32.50
25	TELANGANA	8093622	60.35	5352750	33.25	9538723	51.14
26	TRIPURA	737150	90.39	895370	87.77	1076292	87.22
27	UTTARAKHAND	1450137	53.42	1802731	56.19	2541207	58.03
28	UTTAR PRADESH	2357943	12.90	3218516	15.00	3808890	15.61
29	WEST BENGAL	5050800	12.74	3466249	6.26	133441	0.24
	TOTAL STATES	110053339	28.32	117002427	26.23	123998160	25.08
30	A & N ISLANDS	0	0.00	0	0.00	0	0.00
31	CHANDIGARH	861227	56.28	942407	56.53	988648	58.96
32	DADRA & NAGAR HAVELI	0	0.00	0	0.00	0	0.00
33	DAMAN & DIU	0	0.00	0	0.00	0	0.00
34	DELHI	0	0.00	0	0.00	0	0.00
35	LAKSHADWEEP	0	0.00	0	0.00	0	0.00
36	PUDUCHERRY	828693	70.78	861818	77.32	938876	64.79
	TOTAL U.T.	1689920	27.16	1804225	27.86	1927524	25.83
	TOTAL (STATE & UTs)	111743259	28.30	118806652	26.25	125925684	25.09

STATEMENT NO. 7.4: BUDGETED EXPENDITURE ON UNIVERSITY/SCHOLARSHIP/DL EDUCATION (REVENUE ACCOUNT)- ASSISTANCE TO NON-GOVT. COLLEGES

(RUPEES IN THOUSANDS)

S. No.	STATE/UNION TERRITORY	2016-17 (ACTUAL)	% AGE TO TOTAL EXP. ON UNIVERSITY EDUCATION	2017-18 (REVISED ESTIMATE)	% AGE TO TOTAL EXP. ON UNIVERSITY EDUCATION	2018-19 (BUDGET ESTIMATE)	% AGE TO TOTAL EXP. ON UNIVERSITY EDUCATION
(1)	(2)	(3)	(4)	(5)	(6)	(7)	(8)
1	ANDHRA PRADESH	5854761	21.64	5663506	18.99	6275973	17.20
2	ARUNACHAL PRADESH	0	0.00	0	0.00	0	0.00
3	ASSAM	173492	1.09	99142	0.51	53422	0.26
4	BIHAR	0	0.00	1250000	3.61	1250000	2.52
5	CHHATTISGARH	491109	9.18	500633	6.19	530100	6.43
6	GOA	1215245	55.20	1282500	52.69	1542500	47.76
7	GUJARAT	8726270	52.82	9260841	54.42	10463146	52.55
8	HARYANA	4600000	36.90	5720000	38.31	5750000	35.92
9	HIMACHAL PRADESH	219800	6.27	180000	3.64	170600	3.73
10	JAMMU & KASHMIR	272500	4.58	265800	3.64	319100	3.76
11	JHARKHAND	0	0.00	0	0.00	0	0.00
12	KARNATAKA	8573058	26.50	8780800	30.52	8174700	29.80
13	KERALA	11892294	46.56	12235662	44.28	13057920	41.79
14	MADHYA PRADESH	2186661	13.24	2483301	14.12	2483301	13.34
15	MAHARAHSTRA	43586740	88.03	46477883	83.54	50926874	85.50
16	MANIPUR	77217	4.37	242680	10.70	242680	10.64
17	MEGHALAYA	931412	46.19	1171958	55.39	1422095	67.04
18	MIZORAM	36593	2.94	3400	0.23	3349	0.23
19	NAGALAND	28131	3.40	36500	3.87	26500	2.44
20	ODISHA	9935065	55.28	8607592	49.96	9547415	48.57
21	PUNJAB	2999483	40.22	1890382	29.79	2000000	37.37
22	RAJASTHAN	104408	0.90	19072	0.16	35375	0.26
23	SIKKIM	0	0.00	0	0.00	0	0.00
24	TAMIL NADU	11763427	51.95	12900292	51.88	13586796	51.20
25	TELANGANA	1110156	8.28	2595006	16.12	1938815	10.40
26	TRIPURA	0	0.00	0	0.00	0	0.00
27	UTTARAKHAND	631771	23.27	628150	19.58	823650	18.81
28	UTTAR PRADESH	14127259	77.31	15657155	72.98	17969660	73.67
29	WEST BENGAL	13278171	33.49	30618567	55.27	31470093	56.22
TOTAL STATES		142815023	36.75	168570822	37.79	180064064	36.42
30	A & N ISLANDS	0	0.00	0	0.00	0	0.00
31	CHANDIGARH	664700	43.44	720000	43.19	681500	40.64
32	DADRA & NAGAR HAVELI	0	0.00	0	0.00	0	0.00
33	DAMAN & DIU	0	0.00	0	0.00	0	0.00
34	DELHI	1936000	68.55	2110000	70.59	2150000	59.87
35	LAKSHADWEEP	131412	100.00	140900	100.00	136000	100.00
36	PUDUCHERRY	0	0.00	0	0.00	0	0.00
TOTAL U.T.		2732112	43.91	2970900	45.88	2967500	39.76
TOTAL (STATE & UTs)		145547135	36.86	171541722	37.91	183031564	36.47

STATEMENT NO. 7.5: BUDGETED EXPENDITURE ON UNIVERSITY/SCHOLARSHIP/DL EDUCATION (REVENUE ACCOUNT)- SCHOLARSHIPS

(RUPEES IN THOUSANDS)

S. No.	STATE/UNION TERRITORY	2016-17 (ACTUAL)	% AGE TO TOTAL EXP. ON UNIVERSITY EDUCATION	2017-18 (REVISED ESTIMATE)	% AGE TO TOTAL EXP. ON UNIVERSITY EDUCATION	2018-19 (BUDGET ESTIMATE)	% AGE TO TOTAL EXP. ON UNIVERSITY EDUCATION
(1)	(2)	(3)	(4)	(5)	(6)	(7)	(8)
1	ANDHRA PRADESH	30666	0.11	40000	0.13	40000	0.11
2	ARUNACHAL PRADESH	0	0.00	650	0.10	0	0.00
3	ASSAM	1207	0.01	5893	0.03	6143	0.03
4	BIHAR	200010	0.85	374525	1.08	410000	0.83
5	CHHATTISGARH	80009	1.49	60400	0.75	60400	0.73
6	GOA	0	0.00	0	0.00	0	0.00
7	GUJARAT	1500000	9.08	1633000	9.60	1650000	8.29
8	HARYANA	18349	0.15	28000	0.19	28000	0.17
9	HIMACHAL PRADESH	51980	1.48	100000	2.02	100000	2.19
10	JAMMU & KASHMIR	300	0.01	0	0.00	0	0.00
11	JHARKHAND	0	0.00	0	0.00	0	0.00
12	KARNATAKA	47472	0.15	61000	0.21	958600	3.49
13	KERALA	71323	0.28	73265	0.27	119825	0.38
14	MADHYA PRADESH	86706	0.52	34504	0.20	16452	0.09
15	MAHARAHSTRA	6813	0.01	9355	0.02	11472	0.02
16	MANIPUR	2500	0.14	4500	0.20	4500	0.20
17	MEGHALAYA	320049	15.87	65312	3.09	62292	2.94
18	MIZORAM	21972	1.77	25842	1.78	19126	1.33
19	NAGALAND	11252	1.36	40000	4.24	40000	3.68
20	ODISHA	510554	2.84	300652	1.74	565004	2.87
21	PUNJAB	0	0.00	1025	0.02	1010	0.02
22	RAJASTHAN	199384	1.72	200500	1.69	200500	1.49
23	SIKKIM	0	0.00	0	0.00	0	0.00
24	TAMIL NADU	26054	0.12	24531	0.10	26414	0.10
25	TELANGANA	9313	0.07	1200	0.01	10	0.00
26	TRIPURA	2173	0.27	8200	0.80	4108	0.33
27	UTTARAKHAND	0	0.00	2002	0.06	2002	0.05
28	UTTAR PRADESH	0	0.00	0	0.00	0	0.00
29	WEST BENGAL	0	0.00	80	0.00	82	0.00
TOTAL STATES		3198086	0.82	3094436	0.69	4325940	0.88
30	A & N ISLANDS	12895	3.97	15850	4.19	15000	3.62
31	CHANDIGARH	0	0.00	0	0.00	0	0.00
32	DADRA & NAGAR HAVELI	0	0.00	0	0.00	0	0.00
33	DAMAN & DIU	0	0.00	0	0.00	0	0.00
34	DELHI	0	0.00	0	0.00	0	0.00
35	LAKSHADWEEP	0	0.00	0	0.00	0	0.00
36	PUDUCHERRY	331664	28.33	243496	21.85	500215	34.52
TOTAL U.T.		344559	5.54	259346	4.01	515215	6.90
TOTAL (STATE & UTs)		3542645	0.90	3353782	0.74	4841155	0.96

STATEMENT NO. 7.6: BUDGETED EXPENDITURE ON UNIVERSITY/SCHOLARSHIP/DL EDUCATION (REVENUE ACCOUNT)- OTHER EXPENDITURE

(RUPEES IN THOUSANDS)

S. No.	STATE/UNION TERRITORY	2016-17 (ACTUAL)	% AGE TO TOTAL EXP. ON UNIVERSITY EDUCATION	2017-18 (REVISED ESTIMATE)	% AGE TO TOTAL EXP. ON UNIVERSITY EDUCATION	2018-19 (BUDGET ESTIMATE)	% AGE TO TOTAL EXP. ON UNIVERSITY EDUCATION
(1)	(2)	(3)	(4)	(5)	(6)	(7)	(8)
1	ANDHRA PRADESH	122665	0.45	138943	0.47	132733	0.36
2	ARUNACHAL PRADESH	522332	45.35	0	0.00	0	0.00
3	ASSAM	72548	0.46	216105	1.10	414727	2.04
4	BIHAR	42340	0.18	566225	1.63	2048001	4.12
5	CHHATTISGARH	0	0.00	500	0.01	500	0.01
6	GOA	242522	11.02	354664	14.57	683112	21.15
7	GUJARAT	266864	1.62	392936	2.31	323412	1.62
8	HARYANA	572804	4.59	679700	4.55	850000	5.31
9	HIMACHAL PRADESH	18311	0.52	36500	0.74	25500	0.56
10	JAMMU & KASHMIR	0	0.00	0	0.00	0	0.00
11	JHARKHAND	0	0.00	0	0.00	0	0.00
12	KARNATAKA	381111	1.18	362500	1.26	352300	1.28
13	KERALA	1826676	7.15	1823930	6.60	3134267	10.03
14	MADHYA PRADESH	18498	0.11	5000	0.03	5000	0.03
15	MAHARAHSTRA	59760	0.12	8000	0.01	100000	0.17
16	MANIPUR	18138	1.03	64740	2.85	75190	3.30
17	MEGHALAYA	461044	22.86	427663	20.21	31551	1.49
18	MIZORAM	3966	0.32	2271	0.16	0	0.00
19	NAGALAND	26387	3.19	18068	1.91	0	0.00
20	ODISHA	1875294	10.43	1198125	6.95	1855075	9.44
21	PUNJAB	946294	12.69	605338	9.54	627807	11.73
22	RAJASTHAN	1136923	9.79	1225289	10.34	1307768	9.75
23	SIKKIM	0	0.00	0	0.00	0	0.00
24	TAMIL NADU	1191	0.01	1200	0.00	1200	0.00
25	TELANGANA	23450	0.17	6550	0.04	29971	0.16
26	TRIPURA	3458	0.42	4728	0.46	8082	0.65
27	UTTARAKHAND	0	0.00	12422	0.39	11603	0.26
28	UTTAR PRADESH	24127	0.13	783318	3.65	812445	3.33
29	WEST BENGAL	656436	1.66	626683	1.13	439278	0.78
	TOTAL STATES	9323139	2.40	9561398	2.14	13269522	2.68
30	A & N ISLANDS	311696	96.03	362470	95.81	398840	96.38
31	CHANDIGARH	4321	0.28	0	0.00	0	0.00
32	DADRA & NAGAR HAVELI	0	0.00	0	0.00	0	0.00
33	DAMAN & DIU	0	0.00	0	0.00	0	0.00
34	DELHI	761935	26.98	171300	5.73	261000	7.27
35	LAKSHADWEEP	0	0.00	0	0.00	0	0.00
36	PUDUCHERRY	8000	0.68	7000	0.63	6002	0.41
	TOTAL U.T.	1085952	17.45	540770	8.35	665842	8.92
	TOTAL (STATE & UTs)	10409091	2.64	10102168	2.23	13935364	2.78

**STATEMENT NO. 8: BUDGETED EXPENDITURE ON TECHNICAL EDUCATION (REVENUE ACCOUNT)-
TOTAL EXPENDITURE**

(RUPEES IN THOUSANDS)

S. No.	STATE/UNION TERRITORY	2016-17 (ACTUAL)	% AGE TO TOTAL EXP. ON EDUCATION	2017-18 (REVISED ESTIMATE)	% AGE TO TOTAL EXP. ON EDUCATION	2018-19 (BUDGET ESTIMATE)	% AGE TO TOTAL EXP. ON EDUCATION
(1)	(2)	(3)	(4)	(5)	(6)	(7)	(8)
1	ANDHRA PRADESH	8974671	4.84	9028250	4.52	9763903	3.81
2	ARUNACHAL PRADESH	213747	2.15	184592	1.65	340710	3.42
3	ASSAM	2126831	1.86	4028314	2.75	3559942	2.25
4	BIHAR	1071268	1.00	1697851	1.22	3771682	2.44
5	CHHATTISGARH	1925914	1.98	2259265	1.96	2345335	1.54
6	GOA	805657	6.12	1130409	7.25	1996013	12.43
7	GUJARAT	5716833	3.12	8729314	4.03	10009675	4.58
8	HARYANA	3527184	3.51	3468800	3.01	4294510	3.31
9	HIMACHAL PRADESH	513004	1.18	597934	1.82	666417	1.12
10	JAMMU & KASHMIR	832502	1.81	1285251	2.49	1454286	2.61
11	JHARKHAND	4869659	6.87	9004358	11.08	10040415	10.75
12	KARNATAKA	7718842	3.84	7891000	3.75	8398600	3.59
13	KERALA	7996962	4.93	10065014	5.80	11150003	5.98
14	MADHYA PRADESH	3083255	1.80	4009129	1.92	6025863	2.46
15	MAHARAHSTRA	23655009	5.48	22103045	4.41	24201982	4.41
16	MANIPUR	439544	5.25	167317	1.68	176150	1.71
17	MEGHALAYA	245915	1.42	152242	0.85	238500	1.54
18	MIZORAM	91498	1.03	200958	2.08	115454	1.21
19	NAGALAND	143054	1.38	199405	1.72	171578	1.23
20	ODISHA	1524371	1.63	2105437	1.74	2103138	1.58
21	PUNJAB	1532743	1.78	1859095	1.78	1911963	1.77
22	RAJASTHAN	1728966	0.71	1895861	0.81	2327057	0.83
23	SIKKIM	12140	0.18	75875	1.02	80501	0.99
24	TAMIL NADU	14002379	5.50	16062923	5.74	21829448	7.48
25	TELANGANA	3853674	4.40	3810615	3.73	4226561	3.79
26	TRIPURA	67196	0.42	65794	0.32	213350	0.86
27	UTTARAKHAND	1093165	2.37	1448708	2.65	1844057	2.77
28	UTTAR PRADESH	2893637	0.69	3555585	0.73	4068983	0.75
29	WEST BENGAL	5268223	2.34	4319408	1.73	7839395	2.76
	TOTAL STATES	105927844	3.06	121401749	3.09	145165471	3.28
30	A & N ISLANDS	186114	3.74	200900	3.59	200700	3.48
31	CHANDIGARH	673256	11.15	770600	12.00	815800	12.27
32	DADRA & NAGAR HAVELI	47997	2.64	50600	3.11	48500	3.81
33	DAMAN & DIU	99838	6.18	100500	6.63	107900	7.45
34	DELHI	2313200	3.08	3214413	3.51	3321774	3.50
35	LAKSHADWEEP	131412	9.20	140900	9.40	136000	8.83
36	PUDUCHERRY	715238	9.07	880842	11.38	860350	8.50
	TOTAL U.T.	4167055	4.21	5358755	4.62	5491024	4.52
	TOTAL (STATE & UTs)	110094899	3.09	126760504	3.14	150656495	3.32
	CENTRE TOTAL	117730800	16.37	162164700	19.81	140199300	16.49
	GRAND TOTAL	227825699	5.32	288925204	5.94	290855795	5.39

**STATEMENT NO. 8.1: BUDGETED EXPENDITURE ON TECHNICAL EDUCATION (REVENUE ACCOUNT)-
DIRECTION & ADMINISTRATION**

(RUPEES IN THOUSANDS)

S. No.	STATE/UNION TERRITORY	2016-17 (ACTUAL)	% AGE TO TOTAL EXP. ON TECHNICAL EDUCATION	2017-18 (REVISED ESTIMATE)	% AGE TO TOTAL EXP. ON TECHNICAL EDUCATION	2018-19 (BUDGET ESTIMATE)	% AGE TO TOTAL EXP. ON TECHNICAL EDUCATION
(1)	(2)	(3)	(4)	(5)	(6)	(7)	(8)
1	ANDHRA PRADESH	98996	1.10	73097	0.81	104241	1.07
2	ARUNACHAL PRADESH	300	0.14	0	0.00	0	0.00
3	ASSAM	1143718	53.78	2363134	58.66	1665067	46.77
4	BIHAR	34754	3.24	49654	2.92	53866	1.43
5	CHHATTISGARH	895451	46.49	839920	37.18	645740	27.53
6	GOA	0	0.00	0	0.00	0	0.00
7	GUJARAT	96857	1.69	2212560	25.35	2259506	22.57
8	HARYANA	125868	3.57	224700	6.48	111750	2.60
9	HIMACHAL PRADESH	19208	3.74	22789	3.81	26877	4.03
10	JAMMU & KASHMIR	727675	87.41	1156151	89.96	1259986	86.64
11	JHARKHAND	20255	0.42	28023	0.31	31218	0.31
12	KARNATAKA	241863	3.13	325200	4.12	332400	3.96
13	KERALA	169695	2.12	196342	1.95	230596	2.07
14	MADHYA PRADESH	61979	2.01	127672	3.18	137967	2.29
15	MAHARAHSTRA	434967	1.84	590615	2.67	631982	2.61
16	MANIPUR	5856	1.33	11535	6.89	9535	5.41
17	MEGHALAYA	1245	0.51	5677	3.73	7730	3.24
18	MIZORAM	6817	7.45	7465	3.71	16974	14.70
19	NAGALAND	38809	27.13	83178	41.71	46596	27.16
20	ODISHA	80229	5.26	104266	4.95	107555	5.11
21	PUNJAB	66791	4.36	75253	4.05	77605	4.06
22	RAJASTHAN	138261	8.00	150920	7.96	173498	7.46
23	SIKKIM	12140	100.00	75875	100.00	80501	100.00
24	TAMIL NADU	4793435	34.23	5567904	34.66	5605541	25.68
25	TELANGANA	53096	1.38	59709	1.57	66082	1.56
26	TRIPURA	0	0.00	0	0.00	0	0.00
27	UTTARAKHAND	15997	1.46	81088	5.60	187737	10.18
28	UTTAR PRADESH	118561	4.10	134772	3.79	154261	3.79
29	WEST BENGAL	68651	1.30	54489	1.26	172945	2.21
	TOTAL STATES	9471474	8.94	14621988	12.04	14197756	9.78
30	A & N ISLANDS	0	0.00	0	0.00	0	0.00
31	CHANDIGARH	18103	2.69	22620	2.94	23120	2.83
32	DADRA & NAGAR HAVELI	47997	100.00	50400	99.60	48300	99.59
33	DAMAN & DIU	30441	30.49	27800	27.66	28100	26.04
34	DELHI	105423	4.56	136030	4.23	152584	4.59
35	LAKSHADWEEP	0	0.00	0	0.00	0	0.00
36	PUDUCHERRY	0	0.00	0	0.00	22120	2.57
	TOTAL U.T.	201964	4.85	236850	4.42	274224	4.99
	TOTAL (STATE & UTs)	9673438	8.79	14858838	11.72	14471980	9.61

**STATEMENT NO. 8.2: BUDGETED EXPENDITURE ON TECHNICAL EDUCATION (REVENUE ACCOUNT)-
TECHNICAL SCHOOLS**

(RUPEES IN THOUSANDS)

S. No.	STATE/UNION TERRITORY	2016-17 (ACTUAL)	% AGE TO TOTAL EXP. ON TECHNICAL EDUCATION	2017-18 (REVISED ESTIMATE)	% AGE TO TOTAL EXP. ON TECHNICAL EDUCATION	2018-19 (BUDGET ESTIMATE)	% AGE TO TOTAL EXP. ON TECHNICAL EDUCATION
(1)	(2)	(3)	(4)	(5)	(6)	(7)	(8)
1	ANDHRA PRADESH	0	0.00	0	0.00	0	0.00
2	ARUNACHAL PRADESH	0	0.00	28700	15.55	0	0.00
3	ASSAM	26301	1.24	46657	1.16	42585	1.20
4	BIHAR	6893	0.64	9869	0.58	10377	0.28
5	CHHATTISGARH	0	0.00	0	0.00	0	0.00
6	GOA	207826	25.80	249889	22.11	254870	12.77
7	GUJARAT	293413	5.13	320621	3.67	378111	3.78
8	HARYANA	0	0.00	0	0.00	0	0.00
9	HIMACHAL PRADESH	0	0.00	0	0.00	0	0.00
10	JAMMU & KASHMIR	104827	12.59	129100	10.04	194300	13.36
11	JHARKHAND	1960	0.04	2793	0.03	2694	0.03
12	KARNATAKA	122422	1.59	92500	1.17	91600	1.09
13	KERALA	636916	7.96	785476	7.80	867442	7.78
14	MADHYA PRADESH	0	0.00	0	0.00	0	0.00
15	MAHARAHSTRA	963794	4.07	1184800	5.36	1249610	5.16
16	MANIPUR	0	0.00	0	0.00	0	0.00
17	MEGHALAYA	90000	36.60	2000	1.31	17760	7.45
18	MIZORAM	0	0.00	0	0.00	0	0.00
19	NAGALAND	0	0.00	0	0.00	0	0.00
20	ODISHA	6587	0.43	10099	0.48	9376	0.45
21	PUNJAB	0	0.00	0	0.00	0	0.00
22	RAJASTHAN	0	0.00	0	0.00	0	0.00
23	SIKKIM	0	0.00	0	0.00	0	0.00
24	TAMIL NADU	0	0.00	0	0.00	0	0.00
25	TELANGANA	0	0.00	0	0.00	0	0.00
26	TRIPURA	0	0.00	0	0.00	0	0.00
27	UTTARAKHAND	0	0.00	0	0.00	0	0.00
28	UTTAR PRADESH	0	0.00	0	0.00	0	0.00
29	WEST BENGAL	38165	0.72	54166	1.25	56856	0.73
	TOTAL STATES	2499104	2.36	2916670	2.40	3175581	2.19
30	A & N ISLANDS	0	0.00	0	0.00	0	0.00
31	CHANDIGARH	0	0.00	0	0.00	0	0.00
32	DADRA & NAGAR HAVELI	0	0.00	0	0.00	0	0.00
33	DAMAN & DIU	0	0.00	0	0.00	0	0.00
34	DELHI	0	0.00	0	0.00	0	0.00
35	LAKSHADWEEP	0	0.00	0	0.00	0	0.00
36	PUDUCHERRY	10516	1.47	11855	1.35	13762	1.60
	TOTAL U.T.	10516	0.25	11855	0.22	13762	0.25
	TOTAL (STATE & UTs)	2509620	2.28	2928525	2.31	3189343	2.12

**STATEMENT NO. 8.3: BUDGETED EXPENDITURE ON TECHNICAL EDUCATION (REVENUE ACCOUNT)-
POLYTECHNICS**

(RUPEES IN THOUSANDS)

S. No.	STATE/UNION TERRITORY	2016-17 (ACTUAL)	% AGE TO TOTAL EXP. ON TECHNICAL EDUCATION	2017-18 (REVISED ESTIMATE)	% AGE TO TOTAL EXP. ON TECHNICAL EDUCATION	2018-19 (BUDGET ESTIMATE)	% AGE TO TOTAL EXP. ON TECHNICAL EDUCATION
(1)	(2)	(3)	(4)	(5)	(6)	(7)	(8)
1	ANDHRA PRADESH	5730307	63.85	6232388	69.03	6245750	63.97
2	ARUNACHAL PRADESH	207287	96.98	142337	77.11	160710	47.17
3	ASSAM	587325	27.62	1009107	25.05	1151805	32.35
4	BIHAR	360236	33.63	452169	26.63	547217	14.51
5	CHHATTISGARH	629794	32.70	908195	40.20	1061180	45.25
6	GOA	292030	36.25	497508	44.01	1350903	67.68
7	GUJARAT	2471944	43.24	2867812	32.85	3352929	33.50
8	HARYANA	1846485	52.35	1737800	50.10	1975560	46.00
9	HIMACHAL PRADESH	340592	66.39	415219	69.44	448580	67.31
10	JAMMU & KASHMIR	0	0.00	0	0.00	0	0.00
11	JHARKHAND	290790	5.97	592443	6.58	870818	8.67
12	KARNATAKA	2724596	35.30	2983000	37.80	3152600	37.54
13	KERALA	1934759	24.19	2320190	23.05	2587398	23.21
14	MADHYA PRADESH	1409416	45.71	1439017	35.89	2260261	37.51
15	MAHARAHSTRA	3460793	14.63	3912716	17.70	4302955	17.78
16	MANIPUR	83688	19.04	105432	63.01	116265	66.00
17	MEGHALAYA	143763	58.46	130855	85.95	197480	82.80
18	MIZORAM	84681	92.55	193493	96.29	98480	85.30
19	NAGALAND	87745	61.34	107727	54.02	108482	63.23
20	ODISHA	426743	27.99	662443	31.46	583311	27.74
21	PUNJAB	892755	58.25	1243493	66.89	1337688	69.96
22	RAJASTHAN	1401182	81.04	1501612	79.20	1905333	81.88
23	SIKKIM	0	0.00	0	0.00	0	0.00
24	TAMIL NADU	2249336	16.06	2705409	16.84	5191479	23.78
25	TELANGANA	2337669	60.66	2183266	57.29	2438272	57.69
26	TRIPURA	58142	86.53	63919	97.15	72310	33.89
27	UTTARAKHAND	583475	53.37	905976	62.54	1117664	60.61
28	UTTAR PRADESH	1670464	57.73	2275945	64.01	2578010	63.36
29	WEST BENGAL	1333179	25.31	1490756	34.51	1485737	18.95
	TOTAL STATES	33639176	31.76	39080227	32.19	46699177	32.17
30	A & N ISLANDS	186114	100.00	200900	100.00	200700	100.00
31	CHANDIGARH	141726	21.05	146940	19.07	154340	18.92
32	DADRA & NAGAR HAVELI	0	0.00	0	0.00	0	0.00
33	DAMAN & DIU	64998	65.10	68300	67.96	66400	61.54
34	DELHI	842116	36.40	1163554	36.20	1448420	43.60
35	LAKSHADWEEP	0	0.00	0	0.00	0	0.00
36	PUDUCHERRY	286682	40.08	311098	35.32	311128	36.16
	TOTAL U.T.	1521636	36.52	1890792	35.28	2180988	39.72
	TOTAL (STATE & UTs)	35160812	31.94	40971019	32.32	48880165	32.44

**STATEMENT NO. 8.4: BUDGETED EXPENDITURE ON TECHNICAL EDUCATION (REVENUE ACCOUNT)-
ASSISTANCE TO UNIVERSITIES FOR TECHNICAL EDUCATION**

(RUPEES IN THOUSANDS)

S. No.	STATE/UNION TERRITORY	2016-17 (ACTUAL)	% AGE TO TOTAL EXP. ON TECHNICAL EDUCATION	2017-18 (REVISED ESTIMATE)	% AGE TO TOTAL EXP. ON TECHNICAL EDUCATION	2018-19 (BUDGET ESTIMATE)	% AGE TO TOTAL EXP. ON TECHNICAL EDUCATION
(1)	(2)	(3)	(4)	(5)	(6)	(7)	(8)
1	ANDHRA PRADESH	2859511	31.86	2424606	26.86	3035910	31.09
2	ARUNACHAL PRADESH	0	0.00	0	0.00	0	0.00
3	ASSAM	0	0.00	0	0.00	0	0.00
4	BIHAR	31792	2.97	38817	2.29	42501	1.13
5	CHHATTISGARH	0	0.00	50	0.00	0	0.00
6	GOA	0	0.00	0	0.00	0	0.00
7	GUJARAT	0	0.00	0	0.00	0	0.00
8	HARYANA	1060000	30.05	1122500	32.36	1270000	29.57
9	HIMACHAL PRADESH	0	0.00	0	0.00	0	0.00
10	JAMMU & KASHMIR	0	0.00	0	0.00	0	0.00
11	JHARKHAND	0	0.00	0	0.00	0	0.00
12	KARNATAKA	0	0.00	0	0.00	0	0.00
13	KERALA	1315400	16.45	2129233	21.15	2331745	20.91
14	MADHYA PRADESH	0	0.00	0	0.00	0	0.00
15	MAHARAHSTRA	155967	0.66	312573	1.41	221719	0.92
16	MANIPUR	350000	79.63	50000	29.88	50000	28.38
17	MEGHALAYA	0	0.00	0	0.00	0	0.00
18	MIZORAM	0	0.00	0	0.00	0	0.00
19	NAGALAND	0	0.00	0	0.00	0	0.00
20	ODISHA	0	0.00	0	0.00	0	0.00
21	PUNJAB	0	0.00	0	0.00	0	0.00
22	RAJASTHAN	0	0.00	15003	0.79	27503	1.18
23	SIKKIM	0	0.00	0	0.00	0	0.00
24	TAMIL NADU	513996	3.67	732786	4.56	1000001	4.58
25	TELANGANA	1322736	34.32	1105442	29.01	1271259	30.08
26	TRIPURA	0	0.00	0	0.00	0	0.00
27	UTTARAKHAND	0	0.00	0	0.00	0	0.00
28	UTTAR PRADESH	0	0.00	0	0.00	0	0.00
29	WEST BENGAL	99304	1.88	109857	2.54	120501	1.54
	TOTAL STATES	7708706	7.28	8040867	6.62	9371139	6.46
30	A & N ISLANDS	0	0.00	0	0.00	0	0.00
31	CHANDIGARH	0	0.00	0	0.00	0	0.00
32	DADRA & NAGAR HAVELI	0	0.00	0	0.00	0	0.00
33	DAMAN & DIU	0	0.00	0	0.00	0	0.00
34	DELHI	0	0.00	0	0.00	0	0.00
35	LAKSHADWEEP	131412	100.00	140900	100.00	136000	100.00
36	PUDUCHERRY	0	0.00	0	0.00	0	0.00
	TOTAL U.T.	131412	3.15	140900	2.63	136000	2.48
	TOTAL (STATE & UTs)	7840118	7.12	8181767	6.45	9507139	6.31

**STATEMENT NO. 8.5: BUDGETED EXPENDITURE ON TECHNICAL EDUCATION (REVENUE ACCOUNT)-
ASSISTANCE TO NON- GOVT. TECHNICAL COLLEGES AND INSTITUTIONS**

(RUPEES IN THOUSANDS)

S. No.	STATE/UNION TERRITORY	2016-17 (ACTUAL)	% AGE TO TOTAL EXP. ON TECHNICAL EDUCATION	2017-18 (REVISED ESTIMATE)	% AGE TO TOTAL EXP. ON TECHNICAL EDUCATION	2018-19 (BUDGET ESTIMATE)	% AGE TO TOTAL EXP. ON TECHNICAL EDUCATION
(1)	(2)	(3)	(4)	(5)	(6)	(7)	(8)
1	ANDHRA PRADESH	39610	0.44	43260	0.48	52614	0.54
2	ARUNACHAL PRADESH	0	0.00	0	0.00	0	0.00
3	ASSAM	0	0.00	0	0.00	0	0.00
4	BIHAR	0	0.00	0	0.00	0	0.00
5	CHHATTISGARH	0	0.00	0	0.00	0	0.00
6	GOA	0	0.00	0	0.00	0	0.00
7	GUJARAT	0	0.00	0	0.00	0	0.00
8	HARYANA	370186	10.50	269000	7.75	280000	6.52
9	HIMACHAL PRADESH	0	0.00	0	0.00	0	0.00
10	JAMMU & KASHMIR	0	0.00	0	0.00	0	0.00
11	JHARKHAND	0	0.00	0	0.00	0	0.00
12	KARNATAKA	3913287	50.70	3687700	46.73	3884000	46.25
13	KERALA	1042671	13.04	1304809	12.96	1423188	12.76
14	MADHYA PRADESH	1153588	37.41	1907675	47.58	3046803	50.56
15	MAHARAHSTRA	7694802	32.53	9554192	43.23	9615627	39.73
16	MANIPUR	0	0.00	0	0.00	0	0.00
17	MEGHALAYA	0	0.00	0	0.00	0	0.00
18	MIZORAM	0	0.00	0	0.00	0	0.00
19	NAGALAND	0	0.00	0	0.00	0	0.00
20	ODISHA	0	0.00	0	0.00	0	0.00
21	PUNJAB	0	0.00	0	0.00	0	0.00
22	RAJASTHAN	45000	2.60	170543	9.00	164099	7.05
23	SIKKIM	0	0.00	0	0.00	0	0.00
24	TAMIL NADU	530016	3.79	553630	3.45	1207108	5.53
25	TELANGANA	0	0.00	0	0.00	0	0.00
26	TRIPURA	0	0.00	0	0.00	0	0.00
27	UTTARAKHAND	30000	2.74	31000	2.14	24600	1.33
28	UTTAR PRADESH	359330	12.42	257836	7.25	281213	6.91
29	WEST BENGAL	0	0.00	0	0.00	0	0.00
TOTAL STATES		15178490	14.33	17779645	14.65	19979252	13.76
30	A & N ISLANDS	0	0.00	0	0.00	0	0.00
31	CHANDIGARH	0	0.00	0	0.00	0	0.00
32	DADRA & NAGAR HAVELI	0	0.00	0	0.00	0	0.00
33	DAMAN & DIU	0	0.00	0	0.00	0	0.00
34	DELHI	5428	0.23	6000	0.19	6500	0.20
35	LAKSHADWEEP	0	0.00	0	0.00	0	0.00
36	PUDUCHERRY	0	0.00	0	0.00	0	0.00
TOTAL U.T.		5428	0.13	6000	0.11	6500	0.12
TOTAL (STATE & UTs)		15183918	13.79	17785645	14.03	19985752	13.27

**STATEMENT NO. 8.6: BUDGETED EXPENDITURE ON TECHNICAL EDUCATION (REVENUE ACCOUNT)-
ENGINEERING COLLEGES AND INSTITUTIONS**

(RUPEES IN THOUSANDS)

S. No.	STATE/UNION TERRITORY	2016-17 (ACTUAL)	% AGE TO TOTAL EXP. ON TECHNICAL EDUCATION	2017-18 (REVISED ESTIMATE)	% AGE TO TOTAL EXP. ON TECHNICAL EDUCATION	2018-19 (BUDGET ESTIMATE)	% AGE TO TOTAL EXP. ON TECHNICAL EDUCATION
(1)	(2)	(3)	(4)	(5)	(6)	(7)	(8)
1	ANDHRA PRADESH	108322	1.21	124840	1.38	132513	1.36
2	ARUNACHAL PRADESH	0	0.00	0	0.00	0	0.00
3	ASSAM	369370	17.37	603116	14.97	676985	19.02
4	BIHAR	599849	55.99	1015340	59.80	2897720	76.83
5	CHHATTISGARH	371328	19.28	471600	20.87	598215	25.51
6	GOA	298510	37.05	375063	33.18	381885	19.13
7	GUJARAT	2511506	43.93	2917715	33.42	3481047	34.78
8	HARYANA	115528	3.28	86100	2.48	470000	10.94
9	HIMACHAL PRADESH	140867	27.46	154726	25.88	185360	27.81
10	JAMMU & KASHMIR	0	0.00	0	0.00	0	0.00
11	JHARKHAND	1568965	32.22	2772150	30.79	3875685	38.60
12	KARNATAKA	557330	7.22	672800	8.53	587800	7.00
13	KERALA	2612897	32.67	3020057	30.01	3350216	30.05
14	MADHYA PRADESH	391267	12.69	449864	11.22	496531	8.24
15	MAHARAHSTRA	1660879	7.02	1753558	7.93	1753468	7.25
16	MANIPUR	0	0.00	0	0.00	0	0.00
17	MEGHALAYA	0	0.00	0	0.00	0	0.00
18	MIZORAM	0	0.00	0	0.00	0	0.00
19	NAGALAND	0	0.00	0	0.00	0	0.00
20	ODISHA	568825	37.32	798509	37.93	807808	38.41
21	PUNJAB	0	0.00	0	0.00	0	0.00
22	RAJASTHAN	0	0.00	0	0.00	0	0.00
23	SIKKIM	0	0.00	0	0.00	0	0.00
24	TAMIL NADU	862080	6.16	1093169	6.81	1156659	5.30
25	TELANGANA	30820	0.80	42873	1.13	37523	0.89
26	TRIPURA	6849	10.19	0	0.00	132704	62.20
27	UTTARAKHAND	369157	33.77	425643	29.38	514052	27.88
28	UTTAR PRADESH	599024	20.70	715586	20.13	900250	22.12
29	WEST BENGAL	1230087	23.35	1224340	28.35	1268627	16.18
	TOTAL STATES	14973459	14.14	18717049	15.42	23705048	16.33
30	A & N ISLANDS	0	0.00	0	0.00	0	0.00
31	CHANDIGARH	513427	76.26	601040	78.00	638340	78.25
32	DADRA & NAGAR HAVELI	0	0.00	200	0.40	200	0.41
33	DAMAN & DIU	0	0.00	0	0.00	8500	7.88
34	DELHI	1340328	57.94	1880529	58.50	1682970	50.66
35	LAKSHADWEEP	0	0.00	0	0.00	0	0.00
36	PUDUCHERRY	396499	55.44	544848	61.86	499250	58.03
	TOTAL U.T.	2250254	54.00	3026617	56.48	2829260	51.53
	TOTAL (STATE & UTs)	17223713	15.64	21743666	17.15	26534308	17.61

**STATEMENT NO. 8.7: BUDGETED EXPENDITURE ON TECHNICAL EDUCATION (REVENUE ACCOUNT)-
SCHOLARSHIPS**

(RUPEES IN THOUSANDS)

S. No.	STATE/UNION TERRITORY	2016-17 (ACTUAL)	% AGE TO TOTAL EXP. ON TECHNICAL EDUCATION	2017-18 (REVISED ESTIMATE)	% AGE TO TOTAL EXP. ON TECHNICAL EDUCATION	2018-19 (BUDGET ESTIMATE)	% AGE TO TOTAL EXP. ON TECHNICAL EDUCATION
(1)	(2)	(3)	(4)	(5)	(6)	(7)	(8)
1	ANDHRA PRADESH	7784	0.09	15000	0.17	13000	0.13
2	ARUNACHAL PRADESH	0	0.00	0	0.00	0	0.00
3	ASSAM	117	0.01	6300	0.16	23500	0.66
4	BIHAR	0	0.00	0	0.00	0	0.00
5	CHHATTISGARH	1357	0.07	2000	0.09	2200	0.09
6	GOA	0	0.00	0	0.00	0	0.00
7	GUJARAT	0	0.00	0	0.00	0	0.00
8	HARYANA	8371	0.24	10000	0.29	11000	0.26
9	HIMACHAL PRADESH	0	0.00	0	0.00	0	0.00
10	JAMMU & KASHMIR	0	0.00	0	0.00	0	0.00
11	JHARKHAND	0	0.00	0	0.00	0	0.00
12	KARNATAKA	158844	2.06	129300	1.64	349700	4.16
13	KERALA	0	0.00	10	0.00	10	0.00
14	MADHYA PRADESH	32	0.00	300	0.01	400	0.01
15	MAHARAHSTRA	9013500	38.10	4541114	20.55	6050014	25.00
16	MANIPUR	0	0.00	350	0.21	350	0.20
17	MEGHALAYA	5001	2.03	6016	3.95	6630	2.78
18	MIZORAM	0	0.00	0	0.00	0	0.00
19	NAGALAND	16500	11.53	8500	4.26	16500	9.62
20	ODISHA	0	0.00	0	0.00	0	0.00
21	PUNJAB	3	0.00	5	0.00	5	0.00
22	RAJASTHAN	19346	1.12	32137	1.70	27021	1.16
23	SIKKIM	0	0.00	0	0.00	0	0.00
24	TAMIL NADU	0	0.00	120	0.00	120	0.00
25	TELANGANA	5237	0.14	2000	0.05	100	0.00
26	TRIPURA	534	0.79	1650	2.51	1040	0.49
27	UTTARAKHAND	0	0.00	0	0.00	0	0.00
28	UTTAR PRADESH	0	0.00	0	0.00	0	0.00
29	WEST BENGAL	0	0.00	0	0.00	0	0.00
	TOTAL STATES	9236626	8.72	4754802	3.92	6501590	4.48
30	A & N ISLANDS	0	0.00	0	0.00	0	0.00
31	CHANDIGARH	0	0.00	0	0.00	0	0.00
32	DADRA & NAGAR HAVELI	0	0.00	0	0.00	0	0.00
33	DAMAN & DIU	0	0.00	0	0.00	0	0.00
34	DELHI	0	0.00	0	0.00	0	0.00
35	LAKSHADWEEP	0	0.00	0	0.00	0	0.00
36	PUDUCHERRY	41	0.01	41	0.00	90	0.01
	TOTAL U.T.	41	0.00	41	0.00	90	0.00
	TOTAL (STATE & UTs)	9236667	8.39	4754843	3.75	6501680	4.32

**STATEMENT NO. 8.8: BUDGETED EXPENDITURE ON TECHNICAL EDUCATION (REVENUE ACCOUNT)-
TRAINING**

(RUPEES IN THOUSANDS)

S. No.	STATE/UNION TERRITORY	2016-17 (ACTUAL)	% AGE TO TOTAL EXP. ON TECHNICAL EDUCATION	2017-18 (REVISED ESTIMATE)	% AGE TO TOTAL EXP. ON TECHNICAL EDUCATION	2018-19 (BUDGET ESTIMATE)	% AGE TO TOTAL EXP. ON TECHNICAL EDUCATION
(1)	(2)	(3)	(4)	(5)	(6)	(7)	(8)
1	ANDHRA PRADESH	84	0.00	0	0.00	0	0.00
2	ARUNACHAL PRADESH	0	0.00	0	0.00	0	0.00
3	ASSAM	0	0.00	0	0.00	0	0.00
4	BIHAR	0	0.00	0	0.00	0	0.00
5	CHHATTISGARH	0	0.00	0	0.00	0	0.00
6	GOA	0	0.00	0	0.00	0	0.00
7	GUJARAT	625	0.01	1000	0.01	3900	0.04
8	HARYANA	0	0.00	0	0.00	0	0.00
9	HIMACHAL PRADESH	0	0.00	0	0.00	0	0.00
10	JAMMU & KASHMIR	0	0.00	0	0.00	0	0.00
11	JHARKHAND	665698	13.67	3340000	37.09	2600000	25.90
12	KARNATAKA	500	0.01	500	0.01	500	0.01
13	KERALA	150783	1.89	179997	1.79	211386	1.90
14	MADHYA PRADESH	0	0.00	0	0.00	0	0.00
15	MAHARAHSTRA	2772	0.01	4800	0.02	5000	0.02
16	MANIPUR	0	0.00	0	0.00	0	0.00
17	MEGHALAYA	0	0.00	0	0.00	0	0.00
18	MIZORAM	0	0.00	0	0.00	0	0.00
19	NAGALAND	0	0.00	0	0.00	0	0.00
20	ODISHA	0	0.00	0	0.00	0	0.00
21	PUNJAB	0	0.00	0	0.00	0	0.00
22	RAJASTHAN	0	0.00	0	0.00	0	0.00
23	SIKKIM	0	0.00	0	0.00	0	0.00
24	TAMIL NADU	0	0.00	0	0.00	0	0.00
25	TELANGANA	100000	2.59	71200	1.87	57200	1.35
26	TRIPURA	0	0.00	0	0.00	0	0.00
27	UTTARAKHAND	0	0.00	0	0.00	0	0.00
28	UTTAR PRADESH	0	0.00	0	0.00	0	0.00
29	WEST BENGAL	878144	16.67	99631	2.31	2739868	34.95
	TOTAL STATES	1798606	1.70	3697128	3.05	5617854	3.87
30	A & N ISLANDS	0	0.00	0	0.00	0	0.00
31	CHANDIGARH	0	0.00	0	0.00	0	0.00
32	DADRA & NAGAR HAVELI	0	0.00	0	0.00	0	0.00
33	DAMAN & DIU	0	0.00	0	0.00	0	0.00
34	DELHI	0	0.00	2000	0.06	5000	0.15
35	LAKSHADWEEP	0	0.00	0	0.00	0	0.00
36	PUDUCHERRY	0	0.00	0	0.00	0	0.00
	TOTAL U.T.	0	0.00	2000	0.04	5000	0.09
	TOTAL (STATE & UTs)	1798606	1.63	3699128	2.92	5622854	3.73

**STATEMENT NO. 8.9: BUDGETED EXPENDITURE ON TECHNICAL EDUCATION (REVENUE ACCOUNT)-
OTHER EXPENDITURE**

(RUPEES IN THOUSANDS)

S. No.	STATE/UNION TERRITORY	2016-17 (ACTUAL)	% AGE TO TOTAL EXP. ON TECHNICAL EDUCATION	2017-18 (REVISED ESTIMATE)	% AGE TO TOTAL EXP. ON TECHNICAL EDUCATION	2018-19 (BUDGET ESTIMATE)	% AGE TO TOTAL EXP. ON TECHNICAL EDUCATION
(1)	(2)	(3)	(4)	(5)	(6)	(7)	(8)
1	ANDHRA PRADESH	130057	1.45	115059	1.27	179875	1.84
2	ARUNACHAL PRADESH	6160	2.88	13555	7.34	180000	52.83
3	ASSAM	0	0.00	0	0.00	0	0.00
4	BIHAR	37745	3.52	132002	7.77	220001	5.83
5	CHHATTISGARH	27984	1.45	37500	1.66	38000	1.62
6	GOA	7291	0.90	7949	0.70	8355	0.42
7	GUJARAT	342488	5.99	409606	4.69	534182	5.34
8	HARYANA	746	0.02	18700	0.54	176200	4.10
9	HIMACHAL PRADESH	12337	2.40	5200	0.87	5600	0.84
10	JAMMU & KASHMIR	0	0.00	0	0.00	0	0.00
11	JHARKHAND	2321991	47.68	2268949	25.20	2660000	26.49
12	KARNATAKA	0	0.00	0	0.00	0	0.00
13	KERALA	133841	1.67	128900	1.28	148022	1.33
14	MADHYA PRADESH	66973	2.17	84601	2.11	83901	1.39
15	MAHARAHSTRA	267535	1.13	248677	1.13	371607	1.54
16	MANIPUR	0	0.00	0	0.00	0	0.00
17	MEGHALAYA	5906	2.40	7694	5.05	8900	3.73
18	MIZORAM	0	0.00	0	0.00	0	0.00
19	NAGALAND	0	0.00	0	0.00	0	0.00
20	ODISHA	441987	28.99	530120	25.18	595088	28.30
21	PUNJAB	573194	37.40	540344	29.06	496665	25.98
22	RAJASTHAN	125177	7.24	25646	1.35	29603	1.27
23	SIKKIM	0	0.00	0	0.00	0	0.00
24	TAMIL NADU	5053516	36.09	5409905	33.68	7668540	35.13
25	TELANGANA	4116	0.11	346125	9.08	356125	8.43
26	TRIPURA	1672	2.49	225	0.34	7296	3.42
27	UTTARAKHAND	94536	8.65	5001	0.35	4	0.00
28	UTTAR PRADESH	146258	5.05	171446	4.82	155249	3.82
29	WEST BENGAL	1620693	30.76	1286169	29.78	1994861	25.45
	TOTAL STATES	11422203	10.78	11793373	9.71	15918074	10.97
30	A & N ISLANDS	0	0.00	0	0.00	0	0.00
31	CHANDIGARH	0	0.00	0	0.00	0	0.00
32	DADRA & NAGAR HAVELI	0	0.00	0	0.00	0	0.00
33	DAMAN & DIU	4399	4.41	4400	4.38	4900	4.54
34	DELHI	19905	0.86	26300	0.82	26300	0.79
35	LAKSHADWEEP	0	0.00	0	0.00	0	0.00
36	PUDUCHERRY	21500	3.01	13000	1.48	14000	1.63
	TOTAL U.T.	45804	1.10	43700	0.82	45200	0.82
	TOTAL (STATE & UTs)	11468007	10.42	11837073	9.34	15963274	10.60

**STATEMENT NO. 9: BUDGETED EXPENDITURE ON GENERAL EDUCATION (REVENUE ACCOUNT)-
TOTAL EXPENDITURE**

(RUPEES IN THOUSANDS)

S. No.	STATE/UNION TERRITORY	2016-17 (ACTUAL)	% AGE TO TOTAL EXP. ON EDUCATION	2017-18 (REVISED ESTIMATE)	% AGE TO TOTAL EXP. ON EDUCATION	2018-19 (BUDGET ESTIMATE)	% AGE TO TOTAL EXP. ON EDUCATION
(1)	(2)	(3)	(4)	(5)	(6)	(7)	(8)
1	ANDHRA PRADESH	3620593	1.95	2499812	1.25	4107628	1.60
2	ARUNACHAL PRADESH	558559	5.61	128733	1.15	180722	1.81
3	ASSAM	605410	0.53	980354	0.67	1145203	0.72
4	BIHAR	956646	0.90	1163651	0.84	1184731	0.77
5	CHHATTISGARH	207402	0.21	213833	0.19	261770	0.17
6	GOA	84045	0.64	93426	0.60	105599	0.66
7	GUJARAT	7148673	3.91	7746380	3.58	8859284	4.06
8	HARYANA	0	0.00	0	0.00	0	0.00
9	HIMACHAL PRADESH	176134	0.41	136157	0.41	170979	0.29
10	JAMMU & KASHMIR	28268	0.06	35630	0.07	48630	0.09
11	JHARKHAND	0	0.00	0	0.00	0	0.00
12	KARNATAKA	1305855	0.65	3110400	1.48	1826200	0.78
13	KERALA	590174	0.36	594783	0.34	730880	0.39
14	MADHYA PRADESH	1191390	0.70	1450378	0.69	1627988	0.66
15	MAHARAHSTRA	995816	0.23	4863495	0.97	1356630	0.25
16	MANIPUR	128564	1.54	161849	1.62	148183	1.44
17	MEGHALAYA	313409	1.80	863878	4.81	906305	5.84
18	MIZORAM	164872	1.86	263685	2.73	172134	1.81
19	NAGALAND	0	0.00	0	0.00	0	0.00
20	ODISHA	55989	0.06	85518	0.07	85169	0.06
21	PUNJAB	289610	0.34	343658	0.33	412560	0.38
22	RAJASTHAN	701918	0.29	590808	0.25	673445	0.24
23	SIKKIM	447860	6.74	451637	6.09	565851	6.93
24	TAMIL NADU	5454322	2.14	8043468	2.88	8167924	2.80
25	TELANGANA	611742	0.70	713939	0.70	742790	0.67
26	TRIPURA	179393	1.13	273240	1.34	177940	0.72
27	UTTARAKHAND	161594	0.35	176801	0.32	238657	0.36
28	UTTAR PRADESH	1320366	0.31	2462771	0.51	2647471	0.49
29	WEST BENGAL	4981443	2.21	4165699	1.67	4529810	1.60
	TOTAL STATES	32280047	0.93	41613983	1.06	41074483	0.93
30	A & N ISLANDS	99495	2.00	96329	1.72	96800	1.68
31	CHANDIGARH	50640	0.84	60150	0.94	74192	1.12
32	DADRA & NAGAR HAVELI	72795	4.01	75100	4.61	79650	6.26
33	DAMAN & DIU	139124	8.61	185600	12.24	185700	12.83
34	DELHI	2346060	3.12	813436	0.89	771349	0.81
35	LAKSHADWEEP	235946	16.51	242400	16.18	289200	18.77
36	PUDUCHERRY	123582	1.57	142569	1.84	194525	1.92
	TOTAL U.T.	3067642	3.10	1615584	1.39	1691416	1.39
	TOTAL (STATE & UTs)	35347689	0.99	43229567	1.07	42765899	0.94
	CENTRE TOTAL	2328100	0.32	3064500	0.37	2750000	0.32
	GRAND TOTAL	37675789	0.88	46294067	0.95	45515899	0.84

**STATEMENT NO. 9.1: BUDGETED EXPENDITURE ON TECHNICAL EDUCATION (REVENUE ACCOUNT)-
DIRECTION & ADMINISTRATION**

(RUPEES IN THOUSANDS)

S. No.	STATE/UNION TERRITORY	2016-17 (ACTUAL)	% AGE TO TOTAL EXP. ON GENERAL EDUCATION	2017-18 (REVISED ESTIMATE)	% AGE TO TOTAL EXP. ON GENERAL EDUCATION	2018-19 (BUDGET ESTIMATE)	% AGE TO TOTAL EXP. ON GENERAL EDUCATION
(1)	(2)	(3)	(4)	(5)	(6)	(7)	(8)
1	ANDHRA PRADESH	569810	15.74	687608	27.51	936411	22.80
2	ARUNACHAL PRADESH	558559	100.00	128733	100.00	180722	100.00
3	ASSAM	60089	9.93	73529	7.50	75878	6.63
4	BIHAR	132396	13.84	199847	17.17	183745	15.51
5	CHHATTISGARH	203659	98.20	211333	98.83	259270	99.04
6	GOA	84045	100.00	93326	99.89	105399	99.81
7	GUJARAT	900635	12.60	1129984	14.59	1458324	16.46
8	HARYANA	0	0.00	0	0.00	0	0.00
9	HIMACHAL PRADESH	0	0.00	0	0.00	0	0.00
10	JAMMU & KASHMIR	0	0.00	0	0.00	0	0.00
11	JHARKHAND	0	0.00	0	0.00	0	0.00
12	KARNATAKA	0	0.00	20000	0.64	20000	1.10
13	KERALA	0	0.00	0	0.00	0	0.00
14	MADHYA PRADESH	936407	78.60	1126160	77.65	1400575	86.03
15	MAHARAHSTRA	721572	72.46	804692	16.55	848316	62.53
16	MANIPUR	57238	44.52	77690	48.00	68983	46.55
17	MEGHALAYA	165	0.05	236	0.03	286	0.03
18	MIZORAM	45677	27.70	155650	59.03	53444	31.05
19	NAGALAND	0	0.00	0	0.00	0	0.00
20	ODISHA	35298	63.04	49162	57.49	49692	58.35
21	PUNJAB	289564	99.98	341793	99.46	410645	99.54
22	RAJASTHAN	488833	69.64	439154	74.33	486467	72.24
23	SIKKIM	209359	46.75	274949	60.88	415851	73.49
24	TAMIL NADU	0	0.00	0	0.00	0	0.00
25	TELANGANA	549220	89.78	635756	89.05	657954	88.58
26	TRIPURA	179393	100.00	273240	100.00	177940	100.00
27	UTTARAKHAND	4922	3.05	160975	91.05	220132	92.24
28	UTTAR PRADESH	41983	3.18	47137	1.91	53128	2.01
29	WEST BENGAL	1357953	27.26	1455860	34.95	1937519	42.77
	TOTAL STATES	7426776	23.01	8386814	20.15	10000681	24.35
30	A & N ISLANDS	93814	94.29	89300	92.70	89066	92.01
31	CHANDIGARH	49993	98.72	56150	93.35	70192	94.61
32	DADRA & NAGAR HAVELI	12632	17.35	13300	17.71	12850	16.13
33	DAMAN & DIU	0	0.00	0	0.00	0	0.00
34	DELHI	257504	10.98	341436	41.97	585999	75.97
35	LAKSHADWEEP	8446	3.58	9400	3.88	9200	3.18
36	PUDUCHERRY	98316	79.56	104137	73.04	151501	77.88
	TOTAL U.T.	520705	16.97	613723	37.99	918808	54.32
	TOTAL (STATE & UTs)	7947481	22.48	9000537	20.82	10919489	25.53

**STATEMENT NO. 9.2: BUDGETED EXPENDITURE ON TECHNICAL EDUCATION (REVENUE ACCOUNT)-
SCHOLARSHIPS**

(RUPEES IN THOUSANDS)

S. No.	STATE/UNION TERRITORY	2016-17 (ACTUAL)	% AGE TO TOTAL EXP. ON GENERAL EDUCATION	2017-18 (REVISED ESTIMATE)	% AGE TO TOTAL EXP. ON GENERAL EDUCATION	2018-19 (BUDGET ESTIMATE)	% AGE TO TOTAL EXP. ON GENERAL EDUCATION
(1)	(2)	(3)	(4)	(5)	(6)	(7)	(8)
1	ANDHRA PRADESH	0	0.00	0	0.00	0	0.00
2	ARUNACHAL PRADESH	0	0.00	0	0.00	0	0.00
3	ASSAM	0	0.00	0	0.00	0	0.00
4	BIHAR	0	0.00	0	0.00	0	0.00
5	CHHATTISGARH	0	0.00	0	0.00	0	0.00
6	GOA	0	0.00	0	0.00	0	0.00
7	GUJARAT	12288	0.17	10000	0.13	10000	0.11
8	HARYANA	0	0.00	0	0.00	0	0.00
9	HIMACHAL PRADESH	83835	47.60	30341	22.28	70401	41.18
10	JAMMU & KASHMIR	0	0.00	0	0.00	0	0.00
11	JHARKHAND	0	0.00	0	0.00	0	0.00
12	KARNATAKA	307	0.02	800	0.03	800	0.04
13	KERALA	0	0.00	0	0.00	0	0.00
14	MADHYA PRADESH	100288	8.42	144000	9.93	116000	7.13
15	MAHARAHSTRA	7790	0.78	11313	0.23	14623	1.08
16	MANIPUR	88	0.07	150	0.09	150	0.10
17	MEGHALAYA	0	0.00	200	0.02	0	0.00
18	MIZORAM	0	0.00	0	0.00	0	0.00
19	NAGALAND	0	0.00	0	0.00	0	0.00
20	ODISHA	0	0.00	0	0.00	0	0.00
21	PUNJAB	46	0.02	165	0.05	165	0.04
22	RAJASTHAN	0	0.00	0	0.00	0	0.00
23	SIKKIM	238501	53.25	176688	39.12	150000	26.51
24	TAMIL NADU	1100	0.02	2460	0.03	1100	0.01
25	TELANGANA	0	0.00	0	0.00	0	0.00
26	TRIPURA	0	0.00	0	0.00	0	0.00
27	UTTARAKHAND	0	0.00	0	0.00	0	0.00
28	UTTAR PRADESH	0	0.00	0	0.00	0	0.00
29	WEST BENGAL	1453918	29.19	732	0.02	734	0.02
	TOTAL STATES	1898161	5.88	376849	0.91	363973	0.89
30	A & N ISLANDS	299	0.30	300	0.31	400	0.41
31	CHANDIGARH	647	1.28	4000	6.65	4000	5.39
32	DADRA & NAGAR HAVELI	60163	82.65	61800	82.29	66800	83.87
33	DAMAN & DIU	139124	100.00	185600	100.00	185700	100.00
34	DELHI	22720	0.97	355000	43.64	155000	20.09
35	LAKSHADWEEP	0	0.00	0	0.00	0	0.00
36	PUDUCHERRY	290	0.23	700	0.49	430	0.22
	TOTAL U.T.	223243	7.28	607400	37.60	412330	24.38
	TOTAL (STATE & UTs)	2121404	6.00	984249	2.28	776303	1.82

**STATEMENT NO. 9.3: BUDGETED EXPENDITURE ON TECHNICAL EDUCATION (REVENUE ACCOUNT)-
RESEARCH**

(RUPEES IN THOUSANDS)

S. No.	STATE/UNION TERRITORY	2016-17 (ACTUAL)	% AGE TO TOTAL EXP. ON GENERAL EDUCATION	2017-18 (REVISED ESTIMATE)	% AGE TO TOTAL EXP. ON GENERAL EDUCATION	2018-19 (BUDGET ESTIMATE)	% AGE TO TOTAL EXP. ON GENERAL EDUCATION
(1)	(2)	(3)	(4)	(5)	(6)	(7)	(8)
1	ANDHRA PRADESH	0	0.00	0	0.00	0	0.00
2	ARUNACHAL PRADESH	0	0.00	0	0.00	0	0.00
3	ASSAM	342628	56.59	624830	63.74	712438	62.21
4	BIHAR	245274	25.64	358014	30.77	328291	27.71
5	CHHATTISGARH	0	0.00	0	0.00	0	0.00
6	GOA	0	0.00	0	0.00	0	0.00
7	GUJARAT	0	0.00	0	0.00	0	0.00
8	HARYANA	0	0.00	0	0.00	0	0.00
9	HIMACHAL PRADESH	0	0.00	0	0.00	0	0.00
10	JAMMU & KASHMIR	28268	100.00	35630	100.00	48630	100.00
11	JHARKHAND	0	0.00	0	0.00	0	0.00
12	KARNATAKA	0	0.00	0	0.00	0	0.00
13	KERALA	136400	23.11	219833	36.96	337725	46.21
14	MADHYA PRADESH	0	0.00	0	0.00	0	0.00
15	MAHARAHSTRA	4000	0.40	4500	0.09	5000	0.37
16	MANIPUR	0	0.00	0	0.00	0	0.00
17	MEGHALAYA	0	0.00	0	0.00	0	0.00
18	MIZORAM	6417	3.89	7315	2.77	5689	3.30
19	NAGALAND	0	0.00	0	0.00	0	0.00
20	ODISHA	0	0.00	0	0.00	0	0.00
21	PUNJAB	0	0.00	0	0.00	0	0.00
22	RAJASTHAN	69214	9.86	85610	14.49	104781	15.56
23	SIKKIM	0	0.00	0	0.00	0	0.00
24	TAMIL NADU	0	0.00	0	0.00	0	0.00
25	TELANGANA	0	0.00	0	0.00	0	0.00
26	TRIPURA	0	0.00	0	0.00	0	0.00
27	UTTARAKHAND	0	0.00	0	0.00	0	0.00
28	UTTAR PRADESH	33516	2.54	39157	1.59	46649	1.76
29	WEST BENGAL	1598449	32.09	2129776	51.13	2130866	47.04
	TOTAL STATES	2464166	7.63	3504665	8.42	3720069	9.06
30	A & N ISLANDS	0	0.00	0	0.00	0	0.00
31	CHANDIGARH	0	0.00	0	0.00	0	0.00
32	DADRA & NAGAR HAVE	0	0.00	0	0.00	0	0.00
33	DAMAN & DIU	0	0.00	0	0.00	0	0.00
34	DELHI	0	0.00	0	0.00	0	0.00
35	LAKSHADWEEP	0	0.00	0	0.00	0	0.00
36	PUDUCHERRY	0	0.00	0	0.00	0	0.00
	TOTAL U.T.	0	0.00	0	0.00	0	0.00
	TOTAL (STATE & UTs)	2464166	6.97	3504665	8.11	3720069	8.70

**STATEMENT NO. 9.4: BUDGETED EXPENDITURE ON TECHNICAL EDUCATION (REVENUE ACCOUNT)-
TRAINING**

(RUPEES IN THOUSANDS)

S. No.	STATE/UNION TERRITORY	2016-17 (ACTUAL)	% AGE TO TOTAL EXP. ON GENERAL EDUCATION	2017-18 (REVISED ESTIMATE)	% AGE TO TOTAL EXP. ON GENERAL EDUCATION	2018-19 (BUDGET ESTIMATE)	% AGE TO TOTAL EXP. ON GENERAL EDUCATION
(1)	(2)	(3)	(4)	(5)	(6)	(7)	(8)
1	ANDHRA PRADESH	15048	0.42	1127399	45.10	1965205	47.84
2	ARUNACHAL PRADESH	0	0.00	0	0.00	0	0.00
3	ASSAM	179883	29.71	224900	22.94	251637	21.97
4	BIHAR	577014	60.32	603282	51.84	669906	56.54
5	CHHATTISGARH	0	0.00	0	0.00	0	0.00
6	GOA	0	0.00	0	0.00	0	0.00
7	GUJARAT	176374	2.47	199064	2.57	244000	2.75
8	HARYANA	0	0.00	0	0.00	0	0.00
9	HIMACHAL PRADESH	0	0.00	0	0.00	0	0.00
10	JAMMU & KASHMIR	0	0.00	0	0.00	0	0.00
11	JHARKHAND	0	0.00	0	0.00	0	0.00
12	KARNATAKA	862848	66.08	1910000	61.41	1104500	60.48
13	KERALA	288653	48.91	316402	53.20	330132	45.17
14	MADHYA PRADESH	0	0.00	0	0.00	0	0.00
15	MAHARAHSTRA	243833	24.49	329194	6.77	401086	29.56
16	MANIPUR	48422	37.66	69203	42.76	70554	47.61
17	MEGHALAYA	242735	77.45	748107	86.60	795209	87.74
18	MIZORAM	0	0.00	0	0.00	0	0.00
19	NAGALAND	0	0.00	0	0.00	0	0.00
20	ODISHA	8914	15.92	6721	7.86	6500	7.63
21	PUNJAB	0	0.00	0	0.00	0	0.00
22	RAJASTHAN	0	0.00	0	0.00	0	0.00
23	SIKKIM	0	0.00	0	0.00	0	0.00
24	TAMIL NADU	0	0.00	0	0.00	0	0.00
25	TELANGANA	25034	4.09	28084	3.93	30684	4.13
26	TRIPURA	0	0.00	0	0.00	0	0.00
27	UTTARAKHAND	16141	9.99	15825	8.95	18525	7.76
28	UTTAR PRADESH	441990	33.47	587009	23.84	672099	25.39
29	WEST BENGAL	0	0.00	0	0.00	0	0.00
	TOTAL STATES	3126889	9.69	6165190	14.82	6560037	15.97
30	A & N ISLANDS	0	0.00	0	0.00	0	0.00
31	CHANDIGARH	0	0.00	0	0.00	0	0.00
32	DADRA & NAGAR HAVELI	0	0.00	0	0.00	0	0.00
33	DAMAN & DIU	0	0.00	0	0.00	0	0.00
34	DELHI	0	0.00	0	0.00	0	0.00
35	LAKSHADWEEP	0	0.00	0	0.00	0	0.00
36	PUDUCHERRY	0	0.00	0	0.00	0	0.00
	TOTAL U.T.	0	0.00	0	0.00	0	0.00
	TOTAL (STATE & UTs)	3126889	8.85	6165190	14.26	6560037	15.34

**STATEMENT NO. 9.5: BUDGETED EXPENDITURE ON TECHNICAL EDUCATION (REVENUE ACCOUNT)-
OTHER EXPENDITURE**

(RUPEES IN THOUSANDS)

S. No.	STATE/UNION TERRITORY	2016-17 (ACTUAL)	% AGE TO TOTAL EXP. ON GENERAL EDUCATION	2017-18 (REVISED ESTIMATE)	% AGE TO TOTAL EXP. ON GENERAL EDUCATION	2018-19 (BUDGET ESTIMATE)	% AGE TO TOTAL EXP. ON GENERAL EDUCATION
(1)	(2)	(3)	(4)	(5)	(6)	(7)	(8)
1	ANDHRA PRADESH	3035735	83.85	684805	27.39	1206012	29.36
2	ARUNACHAL PRADESH	0	0.00	0	0.00	0	0.00
3	ASSAM	22810	3.77	57095	5.82	105250	9.19
4	BIHAR	1964	0.21	2508	0.22	2789	0.24
5	CHHATTISGARH	3743	1.80	2500	1.17	2500	0.96
6	GOA	0	0.00	100	0.11	200	0.19
7	GUJARAT	6059376	84.76	6407332	82.71	7146960	80.67
8	HARYANA	0	0.00	0	0.00	0	0.00
9	HIMACHAL PRADESH	92299	52.40	105816	77.72	100578	58.82
10	JAMMU & KASHMIR	0	0.00	0	0.00	0	0.00
11	JHARKHAND	0	0.00	0	0.00	0	0.00
12	KARNATAKA	442700	33.90	1179600	37.92	700900	38.38
13	KERALA	165121	27.98	58548	9.84	63023	8.62
14	MADHYA PRADESH	154695	12.98	180218	12.43	111413	6.84
15	MAHARAHSTRA	18621	1.87	3713796	76.36	87605	6.46
16	MANIPUR	22816	17.75	14806	9.15	8496	5.73
17	MEGHALAYA	70509	22.50	115335	13.35	110810	12.23
18	MIZORAM	112778	68.40	100720	38.20	113001	65.65
19	NAGALAND	0	0.00	0	0.00	0	0.00
20	ODISHA	11777	21.03	29635	34.65	28977	34.02
21	PUNJAB	0	0.00	1700	0.49	1750	0.42
22	RAJASTHAN	143871	20.50	66044	11.18	82197	12.21
23	SIKKIM	0	0.00	0	0.00	0	0.00
24	TAMIL NADU	5453222	99.98	8041008	99.97	8166824	99.99
25	TELANGANA	37488	6.13	50099	7.02	54152	7.29
26	TRIPURA	0	0.00	0	0.00	0	0.00
27	UTTARAKHAND	140531	86.97	1	0.00	0	0.00
28	UTTAR PRADESH	802877	60.81	1789468	72.66	1875595	70.84
29	WEST BENGAL	571123	11.47	579331	13.91	460691	10.17
	TOTAL STATES	17364056	53.79	23180465	55.70	20429723	49.74
30	A & N ISLANDS	5382	5.41	6729	6.99	7334	7.58
31	CHANDIGARH	0	0.00	0	0.00	0	0.00
32	DADRA & NAGAR HAVELI	0	0.00	0	0.00	0	0.00
33	DAMAN & DIU	0	0.00	0	0.00	0	0.00
34	DELHI	2065836	88.06	117000	14.38	30350	3.93
35	LAKSHADWEEP	227500	96.42	233000	96.12	280000	96.82
36	PUDUCHERRY	24976	20.21	37732	26.47	42594	21.90
	TOTAL U.T.	2323694	75.75	394461	24.42	360278	21.30
	TOTAL (STATE & UTs)	19687750	55.70	23574926	54.53	20790001	48.61

**STATEMENT NO. 10: BUDGETED EXPENDITURE ON LANGUAGE EDUCATION (REVENUE ACCOUNT)-
TOTAL EXPENDITURE**

(RUPEES IN THOUSANDS)

S. No.	STATE/UNION TERRITORY	2016-17 (ACTUAL)	% AGE TO TOTAL EXP. ON EDUCATION	2017-18 (REVISED ESTIMATE)	% AGE TO TOTAL EXP. ON EDUCATION	2018-19 (BUDGET ESTIMATE)	% AGE TO TOTAL EXP. ON EDUCATION
(1)	(2)	(3)	(4)	(5)	(6)	(7)	(8)
1	ANDHRA PRADESH	403750	0.22	409388	0.20	452202	0.18
2	ARUNACHAL PRADESH	0	0.00	0	0.00	0	0.00
3	ASSAM	1677344	1.47	2425001	1.65	3087644	1.95
4	BIHAR	3269139	3.06	4182981	3.01	4314489	2.79
5	CHHATTISGARH	26103	0.03	35691	0.03	35321	0.02
6	GOA	22955	0.17	76352	0.49	82800	0.52
7	GUJARAT	118663	0.06	143737	0.07	140337	0.06
8	HARYANA	0	0.00	0	0.00	0	0.00
9	HIMACHAL PRADESH	86853	0.20	101414	0.31	117027	0.20
10	JAMMU & KASHMIR	0	0.00	0	0.00	0	0.00
11	JHARKHAND	313172	0.44	558789	0.69	575792	0.62
12	KARNATAKA	376341	0.19	368300	0.17	412300	0.18
13	KERALA	144808	0.09	163534	0.09	183336	0.10
14	MADHYA PRADESH	112922	0.07	173908	0.08	150000	0.06
15	MAHARAHSTRA	969	0.00	1141	0.00	1268	0.00
16	MANIPUR	5483	0.07	20615	0.21	19615	0.19
17	MEGHALAYA	645	0.00	350	0.00	400	0.00
18	MIZORAM	575021	6.49	670965	6.95	707848	7.45
19	NAGALAND	10088	0.10	11227	0.10	14263	0.10
20	ODISHA	494850	0.53	765676	0.63	742082	0.56
21	PUNJAB	140499	0.16	222096	0.21	241060	0.22
22	RAJASTHAN	2078742	0.86	2476725	1.06	3103025	1.11
23	SIKKIM	0	0.00	0	0.00	0	0.00
24	TAMIL NADU	281344	0.11	569804	0.20	494216	0.17
25	TELANGANA	41412	0.05	42487	0.04	41293	0.04
26	TRIPURA	92444	0.58	136621	0.67	159555	0.64
27	UTTARAKHAND	192016	0.42	223066	0.41	274974	0.41
28	UTTAR PRADESH	2130796	0.51	2354291	0.48	2682790	0.49
29	WEST BENGAL	602002	0.27	614634	0.25	1243356	0.44
	TOTAL STATES	13198361	0.38	16748793	0.43	19276993	0.44
30	A & N ISLANDS	11075	0.22	10600	0.19	11550	0.20
31	CHANDIGARH	19606	0.32	21846	0.34	26675	0.40
32	DADRA & NAGAR HAVELI	0	0.00	0	0.00	0	0.00
33	DAMAN & DIU	0	0.00	0	0.00	0	0.00
34	DELHI	0	0.00	0	0.00	0	0.00
35	LAKSHADWEEP	0	0.00	0	0.00	0	0.00
36	PUDUCHERRY	289666	3.67	43886	0.57	49299	0.49
	TOTAL U.T.	320347	0.32	76332	0.07	87524	0.07
	TOTAL (STATE & UTs)	13518708	0.38	16825125	0.42	19364517	0.43
	CENTRE TOTAL	3567000	0.50	4774400	0.58	4504700	0.53
	GRAND TOTAL	17085708	0.40	21599525	0.44	23869217	0.44

**STATEMENT NO. 10.1: BUDGETED EXPENDITURE ON TECHNICAL EDUCATION (REVENUE ACCOUNT)-
DIRECTION & ADMINISTRATION**

(RUPEES IN THOUSANDS)

S. No.	STATE/UNION TERRITORY	2016-17 (ACTUAL)	% AGE TO TOTAL EXP. ON LANGUAGE EDUCATION	2017-18 (REVISED ESTIMATE)	% AGE TO TOTAL EXP. ON LANGUAGE EDUCATION	2018-19 (BUDGET ESTIMATE)	% AGE TO TOTAL EXP. ON LANGUAGE EDUCATION
(1)	(2)	(3)	(4)	(5)	(6)	(7)	(8)
1	ANDHRA PRADESH	0	0.00	0	0.00	0	0.00
2	ARUNACHAL PRADESH	0	0.00	0	0.00	0	0.00
3	ASSAM	20212	1.21	32784	1.35	38137	1.24
4	BIHAR	0	0.00	0	0.00	0	0.00
5	CHHATTISGARH	0	0.00	0	0.00	0	0.00
6	GOA	0	0.00	0	0.00	0	0.00
7	GUJARAT	0	0.00	0	0.00	0	0.00
8	HARYANA	0	0.00	0	0.00	0	0.00
9	HIMACHAL PRADESH	31749	36.55	37949	37.42	42261	36.11
10	JAMMU & KASHMIR	0	0.00	0	0.00	0	0.00
11	JHARKHAND	0	0.00	0	0.00	0	0.00
12	KARNATAKA	0	0.00	0	0.00	0	0.00
13	KERALA	0	0.00	0	0.00	0	0.00
14	MADHYA PRADESH	0	0.00	0	0.00	0	0.00
15	MAHARAHSTRA	0	0.00	0	0.00	0	0.00
16	MANIPUR	383	6.99	12995	63.04	11995	61.15
17	MEGHALAYA	0	0.00	0	0.00	0	0.00
18	MIZORAM	0	0.00	0	0.00	0	0.00
19	NAGALAND	0	0.00	0	0.00	0	0.00
20	ODISHA	0	0.00	0	0.00	0	0.00
21	PUNJAB	128290	91.31	163613	73.67	160683	66.66
22	RAJASTHAN	12575	0.60	13690	0.55	16190	0.52
23	SIKKIM	0	0.00	0	0.00	0	0.00
24	TAMIL NADU	90666	32.23	101311	17.78	108675	21.99
25	TELANGANA	0	0.00	10233	24.09	11939	28.91
26	TRIPURA	0	0.00	0	0.00	0	0.00
27	UTTARAKHAND	5510	2.87	6652	2.98	8521	3.10
28	UTTAR PRADESH	4619	0.22	4263	0.18	5012	0.19
29	WEST BENGAL	0	0.00	0	0.00	517800	41.65
	TOTAL STATES	294004	2.23	383490	2.29	921213	4.78
30	A & N ISLANDS	0	0.00	0	0.00	0	0.00
31	CHANDIGARH	0	0.00	21846	0.00	26675	0.00
32	DADRA & NAGAR HAVELI	0	0.00	0	0.00	0	0.00
33	DAMAN & DIU	0	0.00	0	0.00	0	0.00
34	DELHI	0	0.00	0	0.00	0	0.00
35	LAKSHADWEEP	0	0.00	0	0.00	0	0.00
36	PUDUCHERRY	0	0.00	0	0.00	0	0.00
	TOTAL U.T.	0	0.00	21846	28.62	26675	30.48
	TOTAL (STATE & UTs)	294004	2.17	405336	2.41	947888	4.89

**STATEMENT NO. 10.2: BUDGETED EXPENDITURE ON TECHNICAL EDUCATION (REVENUE ACCOUNT)-
PROMOTION OF MODERN INDIAN LANGUAGES & LITERATURE**

(RUPEES IN THOUSANDS)

S. No.	STATE/UNION TERRITORY	2016-17 (ACTUAL)	% AGE TO TOTAL EXP. ON LANGUAGE EDUCATION	2017-18 (REVISED ESTIMATE)	% AGE TO TOTAL EXP. ON LANGUAGE EDUCATION	2018-19 (BUDGET ESTIMATE)	% AGE TO TOTAL EXP. ON LANGUAGE EDUCATION
(1)	(2)	(3)	(4)	(5)	(6)	(7)	(8)
1	ANDHRA PRADESH	31897	7.90	33127	8.09	36585	8.09
2	ARUNACHAL PRADESH	0	0.00	0	0.00	0	0.00
3	ASSAM	1487220	88.67	2084499	85.96	2778923	90.00
4	BIHAR	0	0.00	0	0.00	0	0.00
5	CHHATTISGARH	20044	76.79	28191	78.99	27821	78.77
6	GOA	0	0.00	0	0.00	0	0.00
7	GUJARAT	31440	26.50	46294	32.21	31031	22.11
8	HARYANA	0	0.00	0	0.00	0	0.00
9	HIMACHAL PRADESH	4627	5.33	6756	6.66	6488	5.54
10	JAMMU & KASHMIR	0	0.00	0	0.00	0	0.00
11	JHARKHAND	0	0.00	0	0.00	0	0.00
12	KARNATAKA	5018	1.33	6200	1.68	4700	1.14
13	KERALA	138372	95.56	160218	97.97	179982	98.17
14	MADHYA PRADESH	0	0.00	0	0.00	0	0.00
15	MAHARAHSTRA	16	1.65	14	1.23	18	1.42
16	MANIPUR	4500	82.07	6880	33.37	6880	35.08
17	MEGHALAYA	400	62.02	100	28.57	150	37.50
18	MIZORAM	575021	100.00	670965	100.00	707848	100.00
19	NAGALAND	10088	100.00	11227	100.00	14263	100.00
20	ODISHA	149763	30.26	240791	31.45	190168	25.63
21	PUNJAB	4050	2.88	14586	6.57	55590	23.06
22	RAJASTHAN	20145	0.97	43910	1.77	54030	1.74
23	SIKKIM	0	0.00	0	0.00	0	0.00
24	TAMIL NADU	55113	19.59	315125	55.30	226766	45.88
25	TELANGANA	9106	21.99	0	0.00	0	0.00
26	TRIPURA	0	0.00	0	0.00	0	0.00
27	UTTARAKHAND	8241	4.29	14992	6.72	28421	10.34
28	UTTAR PRADESH	114395	5.37	123250	5.24	133124	4.96
29	WEST BENGAL	134703	22.38	128009	20.83	593467	47.73
	TOTAL STATES	2804159	21.25	3935134	23.50	5076255	26.33
30	A & N ISLANDS	11075	100.00	10600	100.00	11550	100.00
31	CHANDIGARH	0	0.00	0	0.00	0	0.00
32	DADRA & NAGAR HAVELI	0	0.00	0	0.00	0	0.00
33	DAMAN & DIU	0	0.00	0	0.00	0	0.00
34	DELHI	0	0.00	0	0.00	0	0.00
35	LAKSHADWEEP	0	0.00	0	0.00	0	0.00
36	PUDUCHERRY	0	0.00	0	0.00	0	0.00
	TOTAL U.T.	11075	3.46	10600	13.89	11550	13.20
	TOTAL (STATE & UTs)	2815234	20.82	3945734	23.45	5087805	26.27

**STATEMENT NO. 10.3: BUDGETED EXPENDITURE ON TECHNICAL EDUCATION (REVENUE ACCOUNT)-
SANSKRIT EDUCATION**

(RUPEES IN THOUSANDS)

S. No.	STATE/UNION TERRITORY	2016-17 (ACTUAL)	% AGE TO TOTAL EXP. ON LANGUAGE EDUCATION	2017-18 (REVISED ESTIMATE)	% AGE TO TOTAL EXP. ON LANGUAGE EDUCATION	2018-19 (BUDGET ESTIMATE)	% AGE TO TOTAL EXP. ON LANGUAGE EDUCATION
(1)	(2)	(3)	(4)	(5)	(6)	(7)	(8)
1	ANDHRA PRADESH	371853	92.10	376261	91.91	415617	91.91
2	ARUNACHAL PRADESH	0	0.00	0	0.00	0	0.00
3	ASSAM	169912	10.13	307718	12.69	270584	8.76
4	BIHAR	940330	28.76	1532850	36.64	1537495	35.64
5	CHHATTISGARH	6059	23.21	7500	21.01	7500	21.23
6	GOA	2283	9.95	7000	9.17	8000	9.66
7	GUJARAT	87223	73.50	97443	67.79	109306	77.89
8	HARYANA	0	0.00	0	0.00	0	0.00
9	HIMACHAL PRADESH	48295	55.61	54483	53.72	65748	56.18
10	JAMMU & KASHMIR	0	0.00	0	0.00	0	0.00
11	JHARKHAND	36112	11.53	60631	10.85	63739	11.07
12	KARNATAKA	371323	98.67	362100	98.32	407600	98.86
13	KERALA	0	0.00	0	0.00	0	0.00
14	MADHYA PRADESH	112922	100.00	173906	100.00	150000	100.00
15	MAHARAHSTRA	953	98.35	1127	98.77	1250	98.58
16	MANIPUR	0	0.00	120	0.58	120	0.61
17	MEGHALAYA	0	0.00	0	0.00	250	62.50
18	MIZORAM	0	0.00	0	0.00	0	0.00
19	NAGALAND	0	0.00	0	0.00	0	0.00
20	ODISHA	337356	68.17	466990	60.99	492258	66.33
21	PUNJAB	0	0.00	0	0.00	0	0.00
22	RAJASTHAN	1846068	88.81	2168826	87.57	2710835	87.36
23	SIKKIM	0	0.00	0	0.00	0	0.00
24	TAMIL NADU	52015	18.49	59557	10.45	62245	12.59
25	TELANGANA	32306	78.01	32254	75.91	29354	71.09
26	TRIPURA	20	0.02	15	0.01	15	0.01
27	UTTARAKHAND	178265	92.84	201422	90.30	237732	86.46
28	UTTAR PRADESH	2011782	94.41	2226778	94.58	2543534	94.81
29	WEST BENGAL	39207	6.51	46095	7.50	50772	4.08
	TOTAL STATES	6644284	50.34	8183076	48.86	9163954	47.54
30	A & N ISLANDS	0	0.00	0	0.00	0	0.00
31	CHANDIGARH	0	0.00	0	0.00	0	0.00
32	DADRA & NAGAR HAVELI	0	0.00	0	0.00	0	0.00
33	DAMAN & DIU	0	0.00	0	0.00	0	0.00
34	DELHI	0	0.00	0	0.00	0	0.00
35	LAKSHADWEEP	0	0.00	0	0.00	0	0.00
36	PUDUCHERRY	0	0.00	0	0.00	0	0.00
	TOTAL U.T.	0	0.00	0	0.00	0	0.00
	TOTAL (STATE & UTs)	6644284	49.15	8183076	48.64	9163954	47.32

**STATEMENT NO. 10.4: BUDGETED EXPENDITURE ON TECHNICAL EDUCATION (REVENUE ACCOUNT)-
COMMERCIAL INSTITUTES**

(RUPEES IN THOUSANDS)

S. No.	STATE/UNION TERRITORY	2016-17 (ACTUAL)	% AGE TO TOTAL EXP. ON LANGUAGE EDUCATION	2017-18 (REVISED ESTIMATE)	% AGE TO TOTAL EXP. ON LANGUAGE EDUCATION	2018-19 (BUDGET ESTIMATE)	% AGE TO TOTAL EXP. ON LANGUAGE EDUCATION
(1)	(2)	(3)	(4)	(5)	(6)	(7)	(8)
1	ANDHRA PRADESH	0	0.00	0	0.00	0	0.00
2	ARUNACHAL PRADESH	0	0.00	0	0.00	0	0.00
3	ASSAM	0	0.00	0	0.00	0	0.00
4	BIHAR	0	0.00	0	0.00	0	0.00
5	CHHATTISGARH	0	0.00	0	0.00	0	0.00
6	GOA	0	0.00	0	0.00	0	0.00
7	GUJARAT	0	0.00	0	0.00	0	0.00
8	HARYANA	0	0.00	0	0.00	0	0.00
9	HIMACHAL PRADESH	0	0.00	0	0.00	0	0.00
10	JAMMU & KASHMIR	0	0.00	0	0.00	0	0.00
11	JHARKHAND	0	0.00	0	0.00	0	0.00
12	KARNATAKA	0	0.00	0	0.00	0	0.00
13	KERALA	0	0.00	0	0.00	0	0.00
14	MADHYA PRADESH	0	0.00	0	0.00	0	0.00
15	MAHARAHSTRA	0	0.00	0	0.00	0	0.00
16	MANIPUR	0	0.00	0	0.00	0	0.00
17	MEGHALAYA	0	0.00	0	0.00	0	0.00
18	MIZORAM	0	0.00	0	0.00	0	0.00
19	NAGALAND	0	0.00	0	0.00	0	0.00
20	ODISHA	0	0.00	0	0.00	0	0.00
21	PUNJAB	0	0.00	0	0.00	0	0.00
22	RAJASTHAN	0	0.00	0	0.00	0	0.00
23	SIKKIM	0	0.00	0	0.00	0	0.00
24	TAMIL NADU	0	0.00	0	0.00	0	0.00
25	TELANGANA	0	0.00	0	0.00	0	0.00
26	TRIPURA	0	0.00	0	0.00	0	0.00
27	UTTARAKHAND	0	0.00	0	0.00	0	0.00
28	UTTAR PRADESH	0	0.00	0	0.00	0	0.00
29	WEST BENGAL	0	0.00	0	0.00	0	0.00
	TOTAL STATES	0	0.00	0	0.00	0	0.00
30	A & N ISLANDS	0	0.00	0	0.00	0	0.00
31	CHANDIGARH	0	0.00	0	0.00	0	0.00
32	DADRA & NAGAR HAVELI	0	0.00	0	0.00	0	0.00
33	DAMAN & DIU	0	0.00	0	0.00	0	0.00
34	DELHI	0	0.00	0	0.00	0	0.00
35	LAKSHADWEEP	0	0.00	0	0.00	0	0.00
36	PUDUCHERRY	0	0.00	0	0.00	0	0.00
	TOTAL U.T.	0	0.00	0	0.00	0	0.00
	TOTAL (STATE & UTs)	0	0.00	0	0.00	0	0.00

**STATEMENT NO. 10.5: BUDGETED EXPENDITURE ON TECHNICAL EDUCATION (REVENUE ACCOUNT)-
OTHER EXPENDITURE**

(RUPEES IN THOUSANDS)

S. No.	STATE/UNION TERRITORY	2016-17 (ACTUAL)	% AGE TO TOTAL EXP. ON LANGUAGE EDUCATION	2017-18 (REVISED ESTIMATE)	% AGE TO TOTAL EXP. ON LANGUAGE EDUCATION	2018-19 (BUDGET ESTIMATE)	% AGE TO TOTAL EXP. ON LANGUAGE EDUCATION
(1)	(2)	(3)	(4)	(5)	(6)	(7)	(8)
1	ANDHRA PRADESH	0	0.00	0	0.00	0	0.00
2	ARUNACHAL PRADESH	0	0.00	0	0.00	0	0.00
3	ASSAM	0	0.00	0	0.00	0	0.00
4	BIHAR	2328809	71.24	2650131	63.36	2776994	64.36
5	CHHATTISGARH	0	0.00	0	0.00	0	0.00
6	GOA	20672	90.05	69352	90.83	74800	90.34
7	GUJARAT	0	0.00	0	0.00	0	0.00
8	HARYANA	0	0.00	0	0.00	0	0.00
9	HIMACHAL PRADESH	2182	2.51	2226	2.19	2530	2.16
10	JAMMU & KASHMIR	0	0.00	0	0.00	0	0.00
11	JHARKHAND	277060	88.47	498158	89.15	512053	88.93
12	KARNATAKA	0	0.00	0	0.00	0	0.00
13	KERALA	6436	4.44	3316	2.03	3354	1.83
14	MADHYA PRADESH	0	0.00	2	0.00	0	0.00
15	MAHARAHSTRA	0	0.00	0	0.00	0	0.00
16	MANIPUR	600	10.94	620	3.01	620	3.16
17	MEGHALAYA	245	37.98	250	71.43	0	0.00
18	MIZORAM	0	0.00	0	0.00	0	0.00
19	NAGALAND	0	0.00	0	0.00	0	0.00
20	ODISHA	7731	1.56	57895	7.56	59656	8.04
21	PUNJAB	8159	5.81	43897	19.76	24787	10.28
22	RAJASTHAN	199954	9.62	250299	10.11	321970	10.38
23	SIKKIM	0	0.00	0	0.00	0	0.00
24	TAMIL NADU	83550	29.70	93811	16.46	96530	19.53
25	TELANGANA	0	0.00	0	0.00	0	0.00
26	TRIPURA	92424	99.98	136606	99.99	159540	99.99
27	UTTARAKHAND	0	0.00	0	0.00	300	0.11
28	UTTAR PRADESH	0	0.00	0	0.00	1120	0.04
29	WEST BENGAL	428092	71.11	440530	71.67	81317	6.54
	TOTAL STATES	3455914	26.18	4247093	25.36	4115571	21.35
30	A & N ISLANDS	0	0.00	0	0.00	0	0.00
31	CHANDIGARH	19606	100.00	0	0.00	0	0.00
32	DADRA & NAGAR HAVELI	0	0.00	0	0.00	0	0.00
33	DAMAN & DIU	0	0.00	0	0.00	0	0.00
34	DELHI	0	0.00	0	0.00	0	0.00
35	LAKSHADWEEP	0	0.00	0	0.00	0	0.00
36	PUDUCHERRY	289666	100.00	43886	100.00	49299	100.00
	TOTAL U.T.	309272	96.54	43886	57.49	49299	56.33
	TOTAL (STATE & UTs)	3765186	27.85	4290979	25.50	4164870	21.51

STATEMENT NO. 11: BUDGETED EXPENDITURE ON EDUCATION OF THE EDUCATION DEPARTMENTS ACCORDING TO HEADS OF CHARGES FOR 2016-17 (ACTUAL) (REVENUE ACCOUNT)

(RUPEES IN THOUSANDS)									
S. No.	STATE / UNION TERRITORY	ELEMENTARY TOTAL	EDUCATION % AGE	SECONDARY TOTAL	EDUCATION % AGE	ADULT TOTAL	EDUCATION % AGE	UNIV. & HIGHER TOTAL	EDUCATION % AGE
(1)	(2)	(3)	(4)	(5)	(6)	(7)	(8)	(9)	(10)
1	ANDHRA PRADESH	73484789	39.62	71785288	38.70	155440	0.08	27056324	14.59
2	ARUNACHAL PRADESH	5448985	54.75	1995526	20.05	584188	5.87	1151724	11.57
3	ASSAM	62898868	54.98	30910595	27.02	286161	0.25	15906175	13.90
4	BIHAR	49263389	46.11	25238509	23.62	3585165	3.36	23456356	21.95
5	CHHATTISGARH	51498280	53.04	38062911	39.20	24999	0.03	5351921	5.51
6	GOA	2993968	22.75	7033425	53.45	16077	0.12	2201636	16.73
7	GUJARAT	109865938	60.05	43317014	23.68	262948	0.14	16520042	9.03
8	HARYANA	56184806	55.85	28347650	28.18	72747	0.07	12466946	12.39
9	HIMACHAL PRADESH	22473140	51.81	16616959	38.31	0	0.00	3507878	8.09
10	JAMMU & KASHMIR	18604268	40.37	20665701	44.85	0	0.00	5949791	12.91
11	JHARKHAND	45691554	64.43	9511631	13.41	34314	0.05	10498281	14.80
12	KARNATAKA	105707406	52.56	53273254	26.49	398986	0.20	32355648	16.09
13	KERALA	63329543	39.01	64582565	39.78	149000	0.09	25543785	15.74
14	MADHYA PRADESH	97858217	57.15	52459923	30.64	0	0.00	16516218	9.65
15	MAHARASHTRA	191742010	44.41	165684267	38.38	150723	0.03	49511661	11.47
16	MANIPUR	3378819	40.37	2599591	31.06	51461	0.61	1766531	21.11
17	MEGHALAYA	8998185	51.82	5704228	32.85	84616	0.49	2016548	11.61
18	MIZORAM	4366009	49.27	2386811	26.93	33631	0.38	1244238	14.04
19	NAGALAND	4678981	44.99	4741338	45.59	0	0.00	826558	7.95
20	ODISHA	44198815	47.14	29515282	31.48	0	0.00	17971633	19.17
21	PUNJAB	27660298	32.04	49244580	57.04	2148	0.00	7457895	8.64
22	RAJASTHAN	106475476	43.87	119850232	49.38	250725	0.10	11616070	4.79
23	SIKKIM	1265382	19.05	4673794	70.38	832	0.01	241042	3.63
24	TAMIL NADU	108194420	42.48	103938605	40.81	201520	0.08	22641836	8.89
25	TELANGANA	32320474	36.89	37187121	42.45	184684	0.21	13410909	15.31
26	TRIPURA	6423437	40.57	7845160	49.55	409351	2.59	815497	5.15
27	UTTARAKHAND	18966301	41.05	23072122	49.94	0	0.00	2714744	5.88
28	UTTAR PRADESH	325705422	77.49	69987634	16.65	0	0.00	18272943	4.35
29	WEST BENGAL	66141248	29.33	108757444	48.22	147607	0.07	39642946	17.58
	TOTAL STATES	1715818427	49.56	1198989160	34.63	7087322	0.20	388633776	11.23
30	A & N ISLANDS	2702156	54.27	1642140	32.98	13318	0.27	324591	6.52
31	CHANDIGARH	2268976	37.57	1483882	24.57	13525	0.22	1530248	25.33
32	DADRA & NAGAR HAVELI	1072157	59.05	452821	24.94	0	0.00	170000	9.36
33	DAMAN & DIU	365280	22.60	938477	58.07	2349	0.15	71155	4.40
34	DELHI	16421856	21.87	49617733	66.07	1576795	2.10	2824167	3.76
35	LAKSHADWEEP	466222	32.63	463759	32.46	0	0.00	131412	9.20
36	PUDUCHERRY	2416731	30.64	2890955	36.65	281485	3.57	1170881	14.84
	TOTAL U.T.	25713378	26.01	57489767	58.15	1887472	1.91	6222454	6.29
	TOTAL (STATE & UTs)	1741531805	48.91	1256478927	35.29	8974794	0.25	394856230	11.09
	CENTRE TOTAL	316745667	44.03	108922467	15.14	3374067	0.47	166638400	23.17
	GRAND TOTAL	2058277472	48.09	1365401393	31.90	12348861	0.29	561494630	13.12

**STATEMENT NO. 11: BUDGETED EXPENDITURE ON EDUCATION OF THE EDUCATION DEPARTMENTS
ACCORDING TO HEADS OF CHARGES FOR 2016-17 (ACTUAL) (REVENUE ACCOUNT)**

(RUPEES IN THOUSANDS)

S. No.	STATE / UNION TERRITORY	TECHNICAL TOTAL	EDUCATION % AGE	GENERAL TOTAL	EDUCATION % AGE	LANGUAGE TOTAL	EDUCATION % AGE	TOTAL
(1)	(2)	(11)	(12)	(13)	(14)	(15)	(16)	(17)
1	ANDHRA PRADESH	8974671	4.84	3620593	1.95	403750	0.22	185480855
2	ARUNACHAL PRADESH	213747	2.15	558559	5.61	0	0.00	9952729
3	ASSAM	2126831	1.86	605410	0.53	1677344	1.47	114411384
4	BIHAR	1071268	1.00	956646	0.90	3269139	3.06	106840471
5	CHHATTISGARH	1925914	1.98	207402	0.21	26103	0.03	97097530
6	GOA	805657	6.12	84045	0.64	22955	0.17	13157763
7	GUJARAT	5716833	3.12	7148673	3.91	118663	0.06	182950111
8	HARYANA	3527184	3.51	0	0.00	0	0.00	100599333
9	HIMACHAL PRADESH	513004	1.18	176134	0.41	86853	0.20	43373968
10	JAMMU & KASHMIR	832502	1.81	28268	0.06	0	0.00	46080530
11	JHARKHAND	4869659	6.87	0	0.00	313172	0.44	70918611
12	KARNATAKA	7718842	3.84	1305855	0.65	376341	0.19	201136332
13	KERALA	7996962	4.93	590174	0.36	144808	0.09	162336837
14	MADHYA PRADESH	3083255	1.80	1191390	0.70	112922	0.07	171221925
15	MAHARASHTRA	23655009	5.48	995816	0.23	969	0.00	431740455
16	MANIPUR	439544	5.25	128564	1.54	5483	0.07	8369993
17	MEGHALAYA	245915	1.42	313409	1.80	645	0.00	17363546
18	MIZORAM	91498	1.03	164872	1.86	575021	6.49	8862080
19	NAGALAND	143054	1.38	0	0.00	10088	0.10	10400019
20	ODISHA	1524371	1.63	55989	0.06	494850	0.53	93760940
21	PUNJAB	1532743	1.78	289610	0.34	140499	0.16	86327773
22	RAJASTHAN	1728966	0.71	701918	0.29	2078742	0.86	242702129
23	SIKKIM	12140	0.18	447860	6.74	0	0.00	6641050
24	TAMIL NADU	14002379	5.50	5454322	2.14	281344	0.11	254714426
25	TELANGANA	3853674	4.40	611742	0.70	41412	0.05	87610016
26	TRIPURA	67196	0.42	179393	1.13	92444	0.58	15832479
27	UTTARAKHAND	1093165	2.37	161594	0.35	192016	0.42	46199942
28	UTTAR PRADESH	2893637	0.69	1320366	0.31	2130796	0.51	420310798
29	WEST BENGAL	5268223	2.34	4981443	2.21	602002	0.27	225540913
	TOTAL STATES	105927844	3.06	32280047	0.93	13198361	0.38	3461934937
30	A & N ISLANDS	186114	3.74	99495	2.00	11075	0.22	4978889
31	CHANDIGARH	673256	11.15	50640	0.84	19606	0.32	6040133
32	DADRA & NAGAR HAVELI	47997	2.64	72795	4.01	0	0.00	1815770
33	DAMAN & DIU	99838	6.18	139124	8.61	0	0.00	1616223
34	DELHI	2313200	3.08	2346060	3.12	0	0.00	75099811
35	LAKSHADWEEP	131412	9.20	235946	16.51	0	0.00	1428751
36	PUDUCHERRY	715238	9.07	123582	1.57	289666	3.67	7888538
	TOTAL U.T.	4167055	4.21	3067642	3.10	320347	0.32	98868115
	TOTAL (STATE & UTs)	110094899	3.09	35347689	0.99	13518708	0.38	3560803052
	CENTRE TOTAL	117730800	16.37	2328100	0.32	3567000	0.50	719306500
	GRAND TOTAL	227825699	5.32	37675789	0.88	17085708	0.40	4280109552

STATEMENT NO. 11 (a): BUDGETED EXPENDITURE ON EDUCATION OF THE EDUCATION DEPARTMENTS ACCORDING TO HEADS OF CHARGES FOR 2016-17 (ACTUAL) (CAPITAL ACCOUNT)

(RUPEES IN THOUSANDS)

S. No.	STATE / UNION TERRITORY	ELEMENTARY TOTAL	SECONDARY TOTAL	ADULT TOTAL	UNIV. & HIGHER TOTAL	TECHNICAL TOTAL	GENERAL TOTAL	LANGUAGE TOTAL	TOTAL
(1)	(2)	(3)	(4)	(5)	(6)	(7)	(8)	(9)	(10)
1	ANDHRA PRADESH	94645	228813	0	472917	51656	19175	0	867206
2	ARUNACHAL PRADESH	133977	88760	0	47427	178308	0	0	448472
3	ASSAM	0	0	0	0	0	0	0	0
4	BIHAR	0	1742990	0	10000	4049415	10000	0	5812405
5	CHHATTISGARH	1423463	3793041	0	1548189	1277853	550	100	8043196
6	GOA	0	0	0	8000	106376	101348	0	215724
7	GUJARAT	3737473	1329068	0	2036489	1593194	0	0	8696224
8	HARYANA	0	117581	981016	0	244959	0	0	1343556
9	HIMACHAL PRADESH	77355	783558	0	538370	700100	134180	0	2233563
10	JAMMU & KASHMIR	0	0	0	0	0	0	0	0
11	JHARKHAND	250000	49820	0	0	267045	0	0	566865
12	KARNATAKA	99849	5141693	0	2663502	2217900	477678	0	10600622
13	KERALA	80680	967138	0	440718	826703	471021	0	2786260
14	MADHYA PRADESH	715776	483501	0	735172	1346427	617181	0	3898057
15	MAHARAHSTRA	0	42176	0	0	52160	0	0	94336
16	MANIPUR	0	23000	22124	0	17600	21769	0	84493
17	MEGHALAYA	19999	116060	0	10000	10000	0	0	156059
18	MIZORAM	0	0	51510	0	0	0	0	51510
19	NAGALAND	20000	0	26549	0	10000	121730	0	178279
20	ODISHA	16359	201465	700000	0	1576743	258584	0	2753151
21	PUNJAB	86000	336676	0	334911	133081	222436	0	1113104
22	RAJASTHAN	3900	311492	0	274223	198493	137919	0	926027
23	SIKKIM	8805	29491	0	266807	0	7222	0	312325
24	TAMIL NADU	18075	7904461	0	337751	1048798	0	0	9309085
25	TELANGANA	268340	480000	0	819550	247200	154400	0	1969490
26	TRIPURA	6095	273512	0	36676	184346	40081	74154	614864
27	UTTARAKHAND	46738	401880	0	276423	172296	4000	5000	906337
28	UTTAR PRADESH	789286	3636756	0	5422283	2228944	320042	0	12397311
29	WEST BENGAL	378307	463156	0	888914	2053575	623740	623740	5031432
	TOTAL STATES	8275121	28946088	1781199	17168322	20793172	3743056	702994	81409952
30	A & N ISLANDS	106196	157488	0	99691	89996	3995	0	457366
31	CHANDIGARH	0	0	0	0	0	0	0	0
32	DADRA & NAGAR HAVELI	0	112500	0	0	70600	0	0	183100
33	DAMAN & DIU	0	0	0	0	3000	505243	0	508243
34	DELHI	2356602	9088612	0	1472862	149006	0	0	13067082
35	LAKSHADWEEP	0	174040	0	9324	0	0	0	183364
36	PUDUCHERRY	0	0	0	0	0	2484	0	2484
	TOTAL U.T.	2462798	9532640	0	1581877	312602	511722	0	14401639
	TOTAL (STATE & UTs)	10737919	38478728	1781199	18750199	21105774	4254778	702994	95811591

STATEMENT NO. 11 (b): BUDGETED EXPENDITURE ON EDUCATION OF THE EDUCATION DEPARTMENTS ACCORDING TO HEADS OF CHARGES FOR 2016-17 (ACTUAL) (LOANS AND ADVANCES ACCOUNT)

(RUPEES IN THOUSANDS)

S. No.	STATE / UNION TERRITORY	ELEMENTARY TOTAL	SECONDARY TOTAL	ADULT TOTAL	UNIV. & HIGHER TOTAL	TECHNICAL TOTAL	GENERAL TOTAL	LANGUAGE TOTAL	TOTAL
(1)	(2)	(3)	(4)	(5)	(6)	(7)	(8)	(9)	(10)
1	ANDHRA PRADESH	0	0	0	0	0	0	0	0
2	ARUNACHAL PRADESH	0	0	0	0	0	0	0	0
3	ASSAM	0	0	0	0	0	0	0	0
4	BIHAR	0	0	0	0	0	0	0	0
5	CHHATTISGARH	0	0	0	0	0	0	0	0
6	GOA	0	0	0	0	0	0	0	0
7	GUJARAT	0	0	0	0	0	0	0	0
8	HARYANA	0	0	0	0	0	0	0	0
9	HIMACHAL PRADESH	0	0	0	10000	0	0	0	10000
10	JAMMU & KASHMIR	0	0	0	0	0	0	0	0
11	JHARKHAND	0	0	0	0	0	0	0	0
12	KARNATAKA	0	0	0	0	0	0	0	0
13	KERALA	0	0	0	0	0	0	0	0
14	MADHYA PRADESH	0	0	0	448000	0	0	0	448000
15	MAHARAHSTRA	0	0	0	0	0	0	0	0
16	MANIPUR	0	0	0	0	0	0	0	0
17	MEGHALAYA	0	0	0	0	0	0	0	0
18	MIZORAM	0	0	0	0	0	0	0	0
19	NAGALAND	0	0	0	0	0	0	0	0
20	ODISHA	0	0	0	417	0	0	0	417
21	PUNJAB	0	0	0	0	0	0	0	0
22	RAJASTHAN	0	0	0	0	0	0	0	0
23	SIKKIM	0	0	0	0	0	0	0	0
24	TAMIL NADU	0	0	0	0	0	0	0	0
25	TELANGANA	0	0	0	0	0	0	0	0
26	TRIPURA	0	0	0	0	0	0	0	0
27	UTTARAKHAND	0	0	0	0	0	0	0	0
28	UTTAR PRADESH	0	0	0	0	0	0	0	0
29	WEST BENGAL	0	0	0	0	0	0	0	0
TOTAL STATES		0	0	0	458417	0	0	0	458417
30	A & N ISLANDS	0	0	0	0	0	0	0	0
31	CHANDIGARH	0	0	0	0	0	0	0	0
32	DADRA & NAGAR HAVELI	0	0	0	0	0	0	0	0
33	DAMAN & DIU	0	0	0	0	0	0	0	0
34	DELHI	0	0	0	0	1000000	0	0	1000000
35	LAKSHADWEEP	0	0	0	0	0	0	0	0
36	PUDUCHERRY	0	0	0	0	0	0	0	0
TOTAL U.T.		0	0	0	0	1000000	0	0	1000000
TOTAL (STATE & UTs)		0	0	0	458417	1000000	0	0	1458417

STATEMENT NO. 12: BUDGETED EXPENDITURE ON EDUCATION OF THE EDUCATION DEPARTMENTS ACCORDING TO HEADS OF CHARGES FOR 2017-18 (REVISED ESTIMATE) (REVENUE ACCOUNT)

(RUPEES IN THOUSANDS)

S. No.	STATE / UNION TERRITORY	ELEMENTARY TOTAL	EDUCATION % AGE	SECONDARY TOTAL	EDUCATION % AGE	ADULT TOTAL	EDUCATION % AGE	UNIV. & HIGHER TOTAL	EDUCATION % AGE
(1)	(2)	(3)	(4)	(5)	(6)	(7)	(8)	(9)	(10)
1	ANDHRA PRADESH	80253984	40.15	77711340	38.88	136456	0.07	29823383	14.92
2	ARUNACHAL PRADESH	7221546	64.41	2632107	23.48	368205	3.28	677196	6.04
3	ASSAM	77247001	52.65	41719283	28.44	690649	0.47	19616580	13.37
4	BIHAR	57487160	41.39	36451198	26.25	3233170	2.33	34671275	24.96
5	CHHATTISGARH	61855357	53.65	42291248	36.68	552500	0.48	8094073	7.02
6	GOA	3722591	23.87	8122191	52.07	19472	0.12	2433981	15.60
7	GUJARAT	134134282	61.96	48682175	22.49	19545	0.01	17018524	7.86
8	HARYANA	63557700	55.23	33112805	28.77	6800	0.01	14929430	12.97
9	HIMACHAL PRADESH	6032586	18.37	21026221	64.04	200	0.00	4940433	15.05
10	JAMMU & KASHMIR	21409790	41.56	21482536	41.70	0	0.00	7300200	14.17
11	JHARKHAND	47778120	58.77	11341428	13.95	244400	0.30	12371765	15.22
12	KARNATAKA	114360900	54.28	56045600	26.60	129900	0.06	28771782	13.66
13	KERALA	65951089	37.99	68861783	39.67	312500	0.18	27633850	15.92
14	MADHYA PRADESH	122351716	58.51	63548842	30.39	0	0.00	17588931	8.41
15	MAHARAHSTRA	236369265	47.20	181562762	36.25	286936	0.06	55636935	11.11
16	MANIPUR	4187736	41.98	3111955	31.19	57732	0.58	2269063	22.74
17	MEGHALAYA	9887712	55.06	4864770	27.09	73140	0.41	2115975	11.78
18	MIZORAM	4540114	47.04	2484890	25.74	37974	0.39	1453869	15.06
19	NAGALAND	5267732	45.56	5139242	44.45	21	0.00	944292	8.17
20	ODISHA	59356512	49.06	41445433	34.26	0	0.00	17229864	14.24
21	PUNJAB	36112531	34.51	59769592	57.11	3500	0.00	6345453	6.06
22	RAJASTHAN	74303282	31.87	141700743	60.77	357945	0.15	11850942	5.08
23	SIKKIM	1536174	20.73	5069396	68.40	1000	0.01	277022	3.74
24	TAMIL NADU	117653973	42.06	112238851	40.12	293633	0.10	24863646	8.89
25	TELANGANA	40455474	39.55	40970362	40.05	203649	0.20	16099287	15.74
26	TRIPURA	8235136	40.53	10589117	52.11	0	0.00	1020079	5.02
27	UTTARAKHAND	22465748	41.08	27171124	49.68	0	0.00	3208264	5.87
28	UTTAR PRADESH	380173645	78.29	75613053	15.57	0	0.00	21453138	4.42
29	WEST BENGAL	74197340	29.70	111006850	44.43	162053	0.06	55397675	22.17
	TOTAL STATES	1938106197	49.36	1355766897	34.53	7191380	0.18	446036907	11.36
30	A & N ISLANDS	3117614	55.75	1773576	31.72	14861	0.27	378320	6.77
31	CHANDIGARH	2230300	34.72	1661105	25.86	13200	0.21	1666999	25.95
32	DADRA & NAGAR HAVELI	981700	60.26	410300	25.19	1400	0.09	110000	6.75
33	DAMAN & DIU	315400	20.80	837000	55.21	1800	0.12	75700	4.99
34	DELHI	21837653	23.82	62830618	68.53	900	0.00	2989000	3.26
35	LAKSHADWEEP	510000	34.04	464000	30.97	0	0.00	140900	9.40
36	PUDUCHERRY	2536759	32.76	2987835	38.59	36862	0.48	1114548	14.39
	TOTAL U.T.	31529426	27.16	70964434	61.13	69023	0.06	6475467	5.58
	TOTAL (STATE & UTs)	1969635623	48.72	1426731331	35.29	7260403	0.18	452512374	11.19
	CENTRE TOTAL	340072433	41.54	126220933	15.42	3769133	0.46	178621000	21.82
	GRAND TOTAL	2309708056	47.51	1552952264	31.94	11029537	0.23	631133374	12.98

STATEMENT NO. 12: BUDGETED EXPENDITURE ON EDUCATION OF THE EDUCATION DEPARTMENTS ACCORDING TO HEADS OF CHARGES FOR 2017-18 (REVISED ESTIMATE) (REVENUE ACCOUNT)

(RUPEES IN THOUSANDS)

S. No.	STATE / UNION TERRITORY	TECHNICAL TOTAL	EDUCATION % AGE	GENERAL TOTAL	EDUCATION % AGE	LANGUAGE TOTAL	EDUCATION % AGE	TOTAL
(1)	(2)	(11)	(12)	(13)	(14)	(15)	(16)	(17)
1	ANDHRA PRADESH	9028250	4.52	2499812	1.25	409388	0.20	199862613
2	ARUNACHAL PRADESH	184592	1.65	128733	1.15	0	0.00	11212379
3	ASSAM	4028314	2.75	980354	0.67	2425001	1.65	146707182
4	BIHAR	1697851	1.22	1163651	0.84	4182981	3.01	138887286
5	CHHATTISGARH	2259265	1.96	213833	0.19	35691	0.03	115301967
6	GOA	1130409	7.25	93426	0.60	76352	0.49	15598422
7	GUJARAT	8729314	4.03	7746380	3.58	143737	0.07	216473958
8	HARYANA	3468800	3.01	0	0.00	0	0.00	115075535
9	HIMACHAL PRADESH	597934	1.82	136157	0.41	101414	0.31	32834945
10	JAMMU & KASHMIR	1285251	2.49	35630	0.07	0	0.00	51513407
11	JHARKHAND	9004358	11.08	0	0.00	558789	0.69	81298860
12	KARNATAKA	7891000	3.75	3110400	1.48	368300	0.17	210677882
13	KERALA	10065014	5.80	594783	0.34	163534	0.09	173582553
14	MADHYA PRADESH	4009129	1.92	1450378	0.69	173908	0.08	209122904
15	MAHARAHSTRA	22103045	4.41	4863495	0.97	1141	0.00	500823579
16	MANIPUR	167317	1.68	161849	1.62	20615	0.21	9976267
17	MEGHALAYA	152242	0.85	863878	4.81	350	0.00	17958067
18	MIZORAM	200958	2.08	263685	2.73	670965	6.95	9652455
19	NAGALAND	199405	1.72	0	0.00	11227	0.10	11561919
20	ODISHA	2105437	1.74	85518	0.07	765676	0.63	120988440
21	PUNJAB	1859095	1.78	343658	0.33	222096	0.21	104655925
22	RAJASTHAN	1895861	0.81	590808	0.25	2476725	1.06	233176306
23	SIKKIM	75875	1.02	451637	6.09	0	0.00	7411104
24	TAMIL NADU	16062923	5.74	8043468	2.88	569804	0.20	279726298
25	TELANGANA	3810615	3.73	713939	0.70	42487	0.04	102295813
26	TRIPURA	65794	0.32	273240	1.34	136621	0.67	20319987
27	UTTARAKHAND	1448708	2.65	176801	0.32	223066	0.41	54693711
28	UTTAR PRADESH	3555585	0.73	2462771	0.51	2354291	0.48	485612483
29	WEST BENGAL	4319408	1.73	4165699	1.67	614634	0.25	249863659
TOTAL STATES		121401749	3.09	41613983	1.06	16748793	0.43	3926865906
30	A & N ISLANDS	200900	3.59	96329	1.72	10600	0.19	5592200
31	CHANDIGARH	770600	12.00	60150	0.94	21846	0.34	6424200
32	DADRA & NAGAR HAVELI	50600	3.11	75100	4.61	0	0.00	1629100
33	DAMAN & DIU	100500	6.63	185600	12.24	0	0.00	1516000
34	DELHI	3214413	3.51	813436	0.89	0	0.00	91686020
35	LAKSHADWEEP	140900	9.40	242400	16.18	0	0.00	1498200
36	PUDUCHERRY	880842	11.38	142569	1.84	43886	0.57	7743301
TOTAL U.T.		5358755	4.62	1615584	1.39	76332	0.07	116089021
TOTAL (STATE & UTs)		126760504	3.14	43229567	1.07	16825125	0.42	4042954927
CENTRE TOTAL		162164700	19.81	3064500	0.37	4774400	0.58	818687100
GRAND TOTAL		288925204	5.94	46294067	0.95	21599525	0.44	4861642027

STATEMENT NO. 12 (a): BUDGETED EXPENDITURE ON EDUCATION OF THE EDUCATION DEPARTMENTS ACCORDING TO HEADS OF CHARGES FOR 2017-18 (REVISED ESTIMATE) (CAPITAL ACCOUNT)

(RUPEES IN THOUSANDS)

S.No.	STATE / UNION TERRITORY	ELEMENTARY TOTAL	SECONDARY TOTAL	ADULT TOTAL	UNIV. & HIGHER TOTAL	TECHNICAL TOTAL	GENERAL TOTAL	LANGUAGE TOTAL	T O T A L
(1)	(2)	(3)	(4)	(5)	(6)	(7)	(8)	(9)	(10)
1	ANDHRA PRADESH	10000	394130	0	2063212	85364	35933	0	2588639
2	ARUNACHAL PRADESH	0	80830	0	0	0	0	0	80830
3	ASSAM	200000	520000	30000	0	896259	1237602	0	2883861
4	BIHAR	0	8480963	0	260958	8030000	35438	0	16807359
5	CHHATTISGARH	840100	8522696	0	1843450	1741582	700	100	12948628
6	GOA	100002	115002	0	102500	587774	255026	0	1160304
7	GUJARAT	4149598	1028286	0	322192	983315	973050	0	7456441
8	HARYANA	250000	1870000	2500000	0	460000	0	0	5080000
9	HIMACHAL PRADESH	141358	884130	0	919506	828300	167714	0	2941008
10	JAMMU & KASHMIR	769144	804774	0	1672805	433000	0	55704	3735427
11	JHARKHAND	250000	185130	0	0	200000	0	0	635130
12	KARNATAKA	250000	3260000	0	3722900	2490400	900000	0	10623300
13	KERALA	74537	1407070	0	455009	1483207	1223012	0	4642835
14	MADHYA PRADESH	2187004	1376000	0	942002	1795244	993216	0	7293466
15	MAHARAHSTRA	0	1341201	0	0	175000	20400	0	1536601
16	MANIPUR	118952	3466	12000	14000	0	74663	0	223081
17	MEGHALAYA	13005	156005	0	10000	0	0	0	179010
18	MIZORAM	0	0	102343	0	0	0	0	102343
19	NAGALAND	25000	0	45602	0	10000	189439	0	270041
20	ODISHA	50004	646065	800000	0	1850001	150000	0	3496070
21	PUNJAB	1333300	295735	0	353462	25620	829561	0	2837678
22	RAJASTHAN	86	1723036	0	611606	139235	567302	0	3041265
23	SIKKIM	34933	189007	0	501581	61250	34500	0	821271
24	TAMIL NADU	5600	3335026	0	1600037	915364	0	0	5856027
25	TELANGANA	366975	257576	0	583276	299146	0	0	1506973
26	TRIPURA	11748	573337	0	72992	143596	80134	60021	941829
27	UTTARAKHAND	139755	216509	0	182003	33007	10000	10000	591274
28	UTTAR PRADESH	4475809	2867321	0	972780	2612800	1225398	0	12154108
29	WEST BENGAL	1380000	760000	4793724	935500	3444116	5717271	680241	17710852
TOTAL STATES		17176910	41293295	8283669	18141771	29723580	14720359	806066	130145651
30	A & N ISLANDS	120000	100000	0	66400	59000	1000	0	346400
31	CHANDIGARH	0	0	0	0	0	0	0	0
32	DADRA & NAGAR HAVELI	0	100000	0	0	80000	0	0	180000
33	DAMAN & DIU	0	0	0	0	5000	900000	0	905000
34	DELHI	2250000	4890000	0	1571000	377500	0	0	9088500
35	LAKSHADWEEP	0	150000	0	10000	0	0	0	160000
36	PUDUCHERRY	0	10050	0	991	991	0	0	12032
TOTAL U.T.		2370000	5250050	0	1648391	522491	901000	0	10691932
TOTAL (STATE & UTs)		19546910	46543345	8283669	19790162	30246071	15621359	806066	140837583

STATEMENT NO. 12 (b): BUDGETED EXPENDITURE ON EDUCATION OF THE EDUCATION DEPARTMENTS ACCORDING TO HEADS OF CHARGES FOR 2017-18 (REVISED ESTIMATE) (LOANS AND ADVANCES ACCOUNT)

(RUPEES IN THOUSANDS)

S.No.	STATE / UNION TERRITORY	ELEMENTARY TOTAL	SECONDARY TOTAL	ADULT TOTAL	UNIV. & HIGHER TOTAL	TECHNICAL TOTAL	GENERAL TOTAL	LANGUAGE TOTAL	TOTAL
(1)	(2)	(3)	(4)	(5)	(6)	(7)	(8)	(9)	(10)
1	ANDHRA PRADESH	0	0	0	0	0	0	0	0
2	ARUNACHAL PRADESH	0	0	0	0	0	0	0	0
3	ASSAM	0	0	0	0	0	0	0	0
4	BIHAR	0	0	0	0	0	0	0	0
5	CHHATTISGARH	0	0	0	0	0	0	0	0
6	GOA	0	0	0	0	0	0	0	0
7	GUJARAT	0	0	0	0	0	0	0	0
8	HARYANA	0	0	0	0	0	0	0	0
9	HIMACHAL PRADESH	0	0	0	10001	0	0	0	10001
10	JAMMU & KASHMIR	0	0	0	0	0	0	0	0
11	JHARKHAND	0	0	0	0	0	0	0	0
12	KARNATAKA	0	0	0	0	0	0	0	0
13	KERALA	0	0	0	0	0	0	0	0
14	MADHYA PRADESH	0	0	0	400000	0	0	0	400000
15	MAHARAHSTRA	0	0	0	0	0	0	0	0
16	MANIPUR	0	0	0	0	0	0	0	0
17	MEGHALAYA	0	0	0	0	0	0	0	0
18	MIZORAM	0	0	0	0	0	0	0	0
19	NAGALAND	0	0	0	0	0	0	0	0
20	ODISHA	0	0	0	1	0	0	0	1
21	PUNJAB	0	0	0	0	0	0	0	0
22	RAJASTHAN	0	0	0	0	0	0	0	0
23	SIKKIM	0	0	0	0	0	0	0	0
24	TAMIL NADU	0	0	0	1544000	0	0	0	1544000
25	TELANGANA	0	0	0	0	0	0	0	0
26	TRIPURA	0	0	0	0	0	0	0	0
27	UTTARAKHAND	0	0	0	0	0	0	0	0
28	UTTAR PRADESH	0	0	0	0	0	0	0	0
29	WEST BENGAL	0	0	0	0	0	0	0	0
	TOTAL STATES	0	0	0	1954002	0	0	0	1954002
30	A & N ISLANDS	0	0	0	0	0	0	0	0
31	CHANDIGARH	0	0	0	0	0	0	0	0
32	DADRA & NAGAR HAVELI	0	0	0	0	0	0	0	0
33	DAMAN & DIU	0	0	0	0	0	0	0	0
34	DELHI	0	0	0	0	600000	0	0	600000
35	LAKSHADWEEP	0	0	0	0	0	0	0	0
36	PUDUCHERRY	0	0	0	0	0	0	0	0
	TOTAL U.T.	0	0	0	0	600000	0	0	600000
	TOTAL (STATE & UTs)	0	0	0	1954002	600000	0	0	2554002

STATEMENT NO. 13: BUDGETED EXPENDITURE ON EDUCATION OF THE EDUCATION DEPARTMENTS ACCORDING TO HEADS OF CHARGES FOR 2018-19 (BUDGET ESTIMATE) (REVENUE ACCOUNT)

(RUPEES IN THOUSANDS)

S. No.	STATE / UNION TERRITORY	ELEMENTARY TOTAL	EDUCATION % AGE	SECONDARY TOTAL	EDUCATION % AGE	ADULT TOTAL	EDUCATION % AGE	UNIV. & HIGHER TOTAL	EDUCATION % AGE
(1)	(2)	(3)	(4)	(5)	(6)	(7)	(8)	(9)	(10)
1	ANDHRA PRADESH	94501358	36.86	110832381	43.23	230433	0.09	36483261	14.23
2	ARUNACHAL PRADESH	5705988	57.22	2861787	28.70	276473	2.77	605701	6.07
3	ASSAM	80876719	51.05	48704489	30.74	740532	0.47	20315912	12.82
4	BIHAR	58108270	37.56	35122536	22.70	2576341	1.67	49650253	32.09
5	CHHATTISGARH	85991020	56.36	55258975	36.21	447000	0.29	8246990	5.40
6	GOA	4453537	27.73	6172239	38.43	20198	0.13	3229913	20.11
7	GUJARAT	123708915	56.65	55714790	25.51	22992	0.01	19909800	9.12
8	HARYANA	71291570	54.91	38229129	29.44	11100	0.01	16009200	12.33
9	HIMACHAL PRADESH	31529893	52.77	22694111	37.98	405	0.00	4572133	7.65
10	JAMMU & KASHMIR	22570806	40.53	23142218	41.55	0	0.00	8477500	15.22
11	JHARKHAND	56783569	60.80	12516755	13.40	259000	0.28	13221139	14.16
12	KARNATAKA	132723286	56.74	63026800	26.95	90400	0.04	27429200	11.73
13	KERALA	68703727	36.83	74293361	39.83	222500	0.12	31247197	16.75
14	MADHYA PRADESH	104122255	42.53	114283619	46.68	0	0.00	18609137	7.60
15	MAHARAHSTRA	258019192	46.99	205681724	37.46	242825	0.04	59562684	10.85
16	MANIPUR	4297304	41.70	3320813	32.23	62510	0.61	2279933	22.13
17	MEGHALAYA	7322554	47.17	4858948	31.30	76880	0.50	2121385	13.66
18	MIZORAM	4568024	48.06	2489855	26.19	15833	0.17	1436449	15.11
19	NAGALAND	6275871	45.14	6355695	45.71	21	0.00	1086447	7.81
20	ODISHA	60119897	45.05	50733971	38.02	0	0.00	19657732	14.73
21	PUNJAB	35159509	32.60	64783279	60.06	3500	0.00	5352397	4.96
22	RAJASTHAN	85967699	30.67	174463939	62.23	393018	0.14	13413434	4.78
23	SIKKIM	1545755	18.93	5670858	69.46	0	0.00	301812	3.70
24	TAMIL NADU	116115646	39.80	118398450	40.58	211967	0.07	26536244	9.10
25	TELANGANA	42856910	38.40	44876626	40.21	219352	0.20	18650485	16.71
26	TRIPURA	9440275	37.98	13624413	54.82	5000	0.02	1233993	4.96
27	UTTARAKHAND	27921378	41.93	31937495	47.96	0	0.00	4378771	6.58
28	UTTAR PRADESH	426543287	78.31	84371273	15.49	0	0.00	24393717	4.48
29	WEST BENGAL	86520985	30.50	127344694	44.88	263291	0.09	55974469	19.73
	TOTAL STATES	2113745198	47.80	1601765223	36.22	6391571	0.14	494387288	11.18
30	A & N ISLANDS	3209959	55.68	1817290	31.52	15361	0.27	413840	7.18
31	CHANDIGARH	2346395	35.28	1692990	25.46	17000	0.26	1676848	25.22
32	DADRA & NAGAR HAVELI	611600	48.10	420350	33.06	1400	0.11	110000	8.65
33	DAMAN & DIU	269400	18.61	795900	54.98	2500	0.17	86200	5.95
34	DELHI	22355571	23.58	64768080	68.31	950	0.00	3591000	3.79
35	LAKSHADWEEP	498000	32.33	481200	31.24	0	0.00	136000	8.83
36	PUDUCHERRY	2525731	24.95	4999454	49.40	42893	0.42	1449077	14.32
	TOTAL U.T.	31816656	26.16	74975264	61.65	80104	0.07	7462965	6.14
	TOTAL (STATE & UTs)	2145561854	47.22	1676740487	36.90	6471675	0.14	501850253	11.05
	CENTRE TOTAL	372061433	43.77	124275233	14.62	3663333	0.43	202648900	23.84
	GRAND TOTAL	2517623288	46.68	1801015721	33.39	10135008	0.19	704499153	13.06

STATEMENT NO. 13: BUDGETED EXPENDITURE ON EDUCATION OF THE EDUCATION DEPARTMENTS ACCORDING TO HEADS OF CHARGES FOR 2018-19 (BUDGET ESTIMATE) (REVENUE ACCOUNT)

(RUPEES IN THOUSANDS)

S. No.	STATE / UNION TERRITORY	TECHNICAL TOTAL	EDUCATION % AGE	GENERAL TOTAL	EDUCATION % AGE	LANGUAGE TOTAL	EDUCATION % AGE	TOTAL
(1)	(2)	(11)	(12)	(13)	(14)	(15)	(16)	(17)
1	ANDHRA PRADESH	9763903	3.81	4107628	1.60	452202	0.18	256371166
2	ARUNACHAL PRADESH	340710	3.42	180722	1.81	0	0.00	9971381
3	ASSAM	3559942	2.25	1145203	0.72	3087644	1.95	158430441
4	BIHAR	3771682	2.44	1184731	0.77	4314489	2.79	154728302
5	CHHATTISGARH	2345335	1.54	261770	0.17	35321	0.02	152586411
6	GOA	1996013	12.43	105599	0.66	82800	0.52	16060299
7	GUJARAT	10009675	4.58	8859284	4.06	140337	0.06	218365793
8	HARYANA	4294510	3.31	0	0.00	0	0.00	129835509
9	HIMACHAL PRADESH	666417	1.12	170979	0.29	117027	0.20	59750965
10	JAMMU & KASHMIR	1454286	2.61	48630	0.09	0	0.00	55693440
11	JHARKHAND	10040415	10.75	0	0.00	575792	0.62	93396670
12	KARNATAKA	8398600	3.59	1826200	0.78	412300	0.18	233906786
13	KERALA	11150003	5.98	730880	0.39	183336	0.10	186531004
14	MADHYA PRADESH	6025863	2.46	1627988	0.66	150000	0.06	244818862
15	MAHARAHSTRA	24201982	4.41	1356630	0.25	1268	0.00	549066305
16	MANIPUR	176150	1.71	148183	1.44	19615	0.19	10304508
17	MEGHALAYA	238500	1.54	906305	5.84	400	0.00	15524972
18	MIZORAM	115454	1.21	172134	1.81	707848	7.45	9505597
19	NAGALAND	171578	1.23	0	0.00	14263	0.10	13903875
20	ODISHA	2103138	1.58	85169	0.06	742082	0.56	133441989
21	PUNJAB	1911963	1.77	412560	0.38	241060	0.22	107864268
22	RAJASTHAN	2327057	0.83	673445	0.24	3103025	1.11	280341617
23	SIKKIM	80501	0.99	565851	6.93	0	0.00	8164777
24	TAMIL NADU	21829448	7.48	8167924	2.80	494216	0.17	291753895
25	TELANGANA	4226561	3.79	742790	0.67	41293	0.04	111614017
26	TRIPURA	213350	0.86	177940	0.72	159555	0.64	24854526
27	UTTARAKHAND	1844057	2.77	238657	0.36	274974	0.41	66595332
28	UTTAR PRADESH	4068983	0.75	2647471	0.49	2682790	0.49	544707521
29	WEST BENGAL	7839395	2.76	4529810	1.60	1243356	0.44	283716000
	TOTAL STATES	145165471	3.28	41074483	0.93	19276993	0.44	4421806227
30	A & N ISLANDS	200700	3.48	96800	1.68	11550	0.20	5765500
31	CHANDIGARH	815800	12.27	74192	1.12	26675	0.40	6649900
32	DADRA & NAGAR HAVELI	48500	3.81	79650	6.26	0	0.00	1271500
33	DAMAN & DIU	107900	7.45	185700	12.83	0	0.00	1447600
34	DELHI	3321774	3.50	771349	0.81	0	0.00	94808724
35	LAKSHADWEEP	136000	8.83	289200	18.77	0	0.00	1540400
36	PUDUCHERRY	860350	8.50	194525	1.92	49299	0.49	10121329
	TOTAL U.T.	5491024	4.52	1691416	1.39	87524	0.07	121604953
	TOTAL (STATE & UTs)	150656495	3.32	42765899	0.94	19364517	0.43	4543411180
	CENTRE TOTAL	140199300	16.49	2750000	0.32	4504700	0.53	850102900
	GRAND TOTAL	290855795	5.39	45515899	0.84	23869217	0.44	5393514080

**STATEMENT NO. 13 (a): BUDGETED EXPENDITURE ON EDUCATION OF THE EDUCATION DEPARTMENTS ACCORDING TO HEADS OF CHARGES FOR
2018-19 (BUDGET ESTIMATE) (CAPITAL ACCOUNT)**

(RUPEES IN THOUSANDS)

S. No.	STATE / UNION TERRITORY	ELEMENTARY TOTAL	SECONDARY TOTAL	ADULT TOTAL	UNIV. & HIGHER TOTAL	TECHNICAL TOTAL	GENERAL TOTAL	LANGUAGE TOTAL	T O T A L
(1)	(2)	(3)	(4)	(5)	(6)	(7)	(8)	(9)	(10)
1	ANDHRA PRADESH	22845	904984	0	1592855	260000	160800	190000	3131484
2	ARUNACHAL PRADESH	0	420000	0	0	65000	0	0	485000
3	ASSAM	6000000	480000	100000	0	1534000	6990000	0	15104000
4	BIHAR	0	769565	0	201001	7190000	1	0	8160567
5	CHHATTISGARH	1646440	10275854	0	1637700	1585974	700	100	15146768
6	GOA	10000	12000	0	205000	773210	1396526	0	2396736
7	GUJARAT	4807300	1549397	0	1066509	1905816	1983867	0	11312888
8	HARYANA	250000	2300000	1000000	0	450000	0	0	4000000
9	HIMACHAL PRADESH	172298	709614	0	708000	930000	180000	0	2699912
10	JAMMU & KASHMIR	1947500	1996130	0	2750000	250000	0	54000	6997630
11	JHARKHAND	0	0	0	0	680723	0	0	680723
12	KARNATAKA	600000	3847600	0	5110200	1679900	0	0	11237700
13	KERALA	15000	2175000	0	321000	1412100	1000000	0	4923100
14	MADHYA PRADESH	2544904	5712500	0	3280001	1645544	2873316	0	16056265
15	MAHARAHSTRA	0	708013	0	0	101000	57113	0	866126
16	MANIPUR	142515	0	11500	16400	0	78470	0	248885
17	MEGHALAYA	15000	84200	0	3000	3000	0	0	105200
18	MIZORAM	0	0	80000	0	0	0	0	80000
19	NAGALAND	0	0	0	0	0	0	0	0
20	ODISHA	30002	650000	800000	0	2050001	200000	0	3730003
21	PUNJAB	1300500	431000	0	939130	188290	1393451	0	4252371
22	RAJASTHAN	548004	2828416	0	571701	76867	884333	10000	4919321
23	SIKKIM	10900	145620	0	140962	58820	20000	0	376302
24	TAMIL NADU	1	3333640	0	3353969	1309009	0	0	7996619
25	TELANGANA	530000	487229	0	556828	352711	0	0	1926768
26	TRIPURA	0	3938	0	260	33529	51684	0	89411
27	UTTARAKHAND	192002	485009	0	336505	205004	30000	20000	1268520
28	UTTAR PRADESH	8241615	3667621	0	2745231	2540103	2284507	0	19479077
29	WEST BENGAL	2320000	96000	1403765	819553	4164935	4602793	557348	13964394
	TOTAL STATES	31346826	44073330	3395265	26355805	31445536	24187561	831448	161635770
30	A & N ISLANDS	140000	160000	0	66000	30000	3000	0	399000
31	CHANDIGARH	0	0	0	0	0	0	0	0
32	DADRA & NAGAR HAVELI	0	160000	0	0	0	0	0	160000
33	DAMAN & DIU	0	0	0	0	5000	568600	0	573600
34	DELHI	2250000	1300000	0	1450000	1620300	0	0	6620300
35	LAKSHADWEEP	0	130000	0	10000	0	0	0	140000
36	PUDUCHERRY	0	11000	0	400	1201	1	0	12602
	TOTAL U.T.	2390000	1761000	0	1526400	1656501	571601	0	7905502
	TOTAL (STATE & UTs)	33736826	45834330	3395265	27882205	33102037	24759162	831448	169541272

**STATEMENT NO. 13 (b): BUDGETED EXPENDITURE ON EDUCATION OF THE EDUCATION DEPARTMENTS ACCORDING TO HEADS OF CHARGES
FOR 2018-19 (BUDGET ESTIMATE) (LOANS AND ADVANCES ACCOUNT)**

(RUPEES IN THOUSANDS)

S. No.	STATE / UNION TERRITORY	ELEMENTARY TOTAL	SECONDARY TOTAL	ADULT TOTAL	UNIV. & HIGHER TOTAL	TECHNICAL TOTAL	GENERAL TOTAL	LANGUAGE TOTAL	TOTAL
(1)	(2)	(3)	(4)	(5)	(6)	(7)	(8)	(9)	(10)
1	ANDHRA PRADESH	0	0	0	0	0	0	0	0
2	ARUNACHAL PRADESH	0	0	0	0	0	0	0	0
3	ASSAM	0	0	0	0	0	0	0	0
4	BIHAR	0	0	0	0	0	0	0	0
5	CHHATTISGARH	0	0	0	0	0	0	0	0
6	GOA	0	0	0	0	0	0	0	0
7	GUJARAT	0	0	0	0	0	0	0	0
8	HARYANA	0	0	0	0	0	0	0	0
9	HIMACHAL PRADESH	0	0	0	0	0	0	0	0
10	JAMMU & KASHMIR	0	0	0	0	0	0	0	0
11	JHARKHAND	0	0	0	0	0	0	0	0
12	KARNATAKA	0	0	0	0	0	0	0	0
13	KERALA	0	0	0	0	0	0	0	0
14	MADHYA PRADESH	0	0	0	578400	0	0	0	578400
15	MAHARAHSTRA	0	0	0	0	0	0	0	0
16	MANIPUR	0	0	0	0	0	0	0	0
17	MEGHALAYA	0	0	0	0	0	0	0	0
18	MIZORAM	0	0	0	0	0	0	0	0
19	NAGALAND	0	0	0	0	0	0	0	0
20	ODISHA	0	0	0	1	0	0	0	1
21	PUNJAB	0	0	0	0	0	0	0	0
22	RAJASTHAN	0	0	0	0	0	0	0	0
23	SIKKIM	0	0	0	0	0	0	0	0
24	TAMIL NADU	0	0	0	1	0	0	0	1
25	TELANGANA	0	0	0	0	0	0	0	0
26	TRIPURA	0	0	0	0	0	0	0	0
27	UTTARAKHAND	0	0	0	0	0	0	0	0
28	UTTAR PRADESH	0	0	0	0	0	0	0	0
29	WEST BENGAL	0	0	0	0	0	0	0	0
	TOTAL STATES	0	0	0	578402	0	0	0	578402
30	A & N ISLANDS	0	0	0	0	0	0	0	0
31	CHANDIGARH	0	0	0	0	0	0	0	0
32	DADRA & NAGAR HAVELI	0	0	0	0	0	0	0	0
33	DAMAN & DIU	0	0	0	0	0	0	0	0
34	DELHI	0	0	0	0	350000	0	0	350000
35	LAKSHADWEEP	0	0	0	0	0	0	0	0
36	PUDUCHERRY	0	0	0	0	0	0	0	0
	TOTAL U.T.	0	0	0	0	350000	0	0	350000
	TOTAL (STATE & UTs)	0	0	0	578402	350000	0	0	928402

**STATEMENT NO.14: SECTOR-WISE EXPENDITURE ON EDUCATION BY EDUCATION DEPARTMENTS
STATES/ UTs AND CENTRE FOR 2016-17 (ACTUAL) (REVENUE ACCOUNT)**

(RUPEES IN THOUSANDS)

S. No.	SECTOR	EXPENDITURE ON EDUCATION			%AGE TO TOTAL EXPENDITURE
		STATES/UT	CENTRE	TOTAL	
(1)	(2)	(3)	(4)	(5)	(6)
1	ELEMENTARY EDUCATION	1741531805	316745667	2058277472	48.09
2	SECONDARY EDUCATION	1256478927	108922467	1365401393	31.90
3	ADULT EDUCATION	8974794	3374067	12348861	0.29
4	UNIVERSITY/DL/SCHLORSHIP	394856230	166638400	561494630	13.12
5	TECHNICAL EDUCATION	110094899	117730800	227825699	5.32
6	GENERAL EDUCATION	35347689	2328100	37675789	0.88
7	LANGUAGE DEVELOPMENT	13518708	3567000	17085708	0.40
	TOTAL	3560803052	719306500	4280109552	100.00

**STATEMENT NO.15: SECTOR-WISE EXPENDITURE ON EDUCATION BY EDUCATION DEPARTMENTS
STATES/ UTs AND CENTRE FOR 2017-18 (REVISED ESTIMATE) (REVENUE ACCOUNT)**

(RUPEES IN THOUSANDS)

S. No.	SECTOR	EXPENDITURE ON EDUCATION			% TO TOTAL EXPENDITURE
		STATES/UT	CENTRE	TOTAL	
(1)	(2)	(3)	(4)	(5)	(6)
1	ELEMENTARY EDUCATION	1969635623	340072433	2309708056	47.51
2	SECONDARY EDUCATION	1426731331	126220933	1552952264	31.94
3	ADULT EDUCATION	7260403	3769133	11029537	0.23
4	UNIVERSITY/DL/SCHLORSHIP	452512374	178621000	631133374	12.98
5	TECHNICAL EDUCATION	126760504	162164700	288925204	5.94
6	GENERAL EDUCATION	43229567	3064500	46294067	0.95
7	LANGUAGE DEVELOPMENT	16825125	4774400	21599525	0.44
	TOTAL	4042954927	818687100	4861642027	100.00

**STATEMENT NO.16: SECTOR-WISE EXPENDITURE ON EDUCATION BY EDUCATION DEPARTMENTS
STATES/ UTs AND CENTRE FOR 2018-19 (BUDGET ESTIMATE) (REVENUE ACCOUNT)**

(RUPEES IN THOUSANDS)

S. No.	SECTOR	EXPENDITURE ON EDUCATION			% TO TOTAL EXPENDITURE
		STATES/UT	CENTRE	TOTAL	
(1)	(2)	(3)	(4)	(5)	(6)
1	ELEMENTARY EDUCATION	2145561854	372061433	2517623288	46.68
2	SECONDARY EDUCATION	1676740487	124275233	1801015721	33.39
3	ADULT EDUCATION	6471675	3663333	10135008	0.19
4	UNIVERSITY/DL/SCHLORSHIP	501850253	202648900	704499153	13.06
5	TECHNICAL EDUCATION	150656495	140199300	290855795	5.39
6	GENERAL EDUCATION	42765899	2750000	45515899	0.84
7	LANGUAGE DEVELOPMENT	19364517	4504700	23869217	0.44
	TOTAL	4543411180	850102900	5393514080	100.00

**STATEMENT NO. 17 : BUDGET PROVISIONS FOR CENTRE & STATE EDUCATION DEPARTMENTS UNDER
REVENUE ACCOUNT, CAPITAL ACCOUNT OUT -SIDE REVENUE ACCOUNT & LOANS AND
ADVANCES ACCOUNT FOR 2016-17 (ACTUAL)**

(RUPEES IN THOUSANDS)

S. No.	STATE / UNION TERRITORY	REVENUE ACCOUNT			CAPITAL ACCOUNT OUT-SIDE REVENUE ACCOUNT		
		TOTAL BUDGET	EDUCATION DEPARTMENTS	%AGE OF COL (4) TO COL. (3)	TOTAL BUDGET	EDUCATION DEPARTMENTS	%AGE OF COL (7) TO COL. (6)
(1)	(2)	(3)	(4)	(5)	(6)	(7)	(8)
1	ANDHRA PRADESH	1161782100	185480855	15.97	151807700	867206	0.57
2	ARUNACHAL PRADESH	93945400	9952729	10.59	15440100	448472	2.90
3	ASSAM	493627200	114411384	23.18	55020800	0	0.00
4	BIHAR	947651800	106840471	11.27	272084000	5812405	2.14
5	CHHATTISGARH	481646000	97097530	20.16	94705100	8043196	8.49
6	GOA	88659700	13157763	14.84	16387300	215724	1.32
7	GUJARAT	1038948300	182950111	17.61	223553900	8696224	3.89
8	HARYANA	684034300	100599333	14.71	68631000	1343556	1.96
9	HIMACHAL PRADESH	253442200	43373968	17.11	34990300	2233563	6.38
10	JAMMU & KASHMIR	398121800	46080530	11.57	82855300	0	0.00
11	JHARKHAND	450858900	70918611	15.73	107778200	566865	0.53
12	KARNATAKA	1319207500	201136332	15.25	281504300	10600622	3.77
13	KERALA	910963100	162336837	17.82	101259500	2786260	2.75
14	MADHYA PRADESH	1195373700	171221925	14.32	272883100	3898057	1.43
15	MAHARAHSTRA	2132287300	431740455	20.25	255492700	94336	0.04
16	MANIPUR	81847600	8369993	10.23	14935700	84493	0.57
17	MEGHALAYA	83365400	17363546	20.83	12898000	156059	1.21
18	MIZORAM	62303400	8862080	14.22	9114100	51510	0.57
19	NAGALAND	86640700	10400019	12.00	10744800	178279	1.66
20	ODISHA	650405300	93760940	14.42	184710700	2753151	1.49
21	PUNJAB	552960500	86327773	15.61	43463000	1113104	2.56
22	RAJASTHAN	1271401400	242702129	19.09	169797200	926027	0.55
23	SIKKIM	37880800	6641050	17.53	7202900	312325	4.34
24	TAMIL NADU	1531952600	254714426	16.63	207094900	9309085	4.50
25	TELANGANA	814322000	87610016	10.76	333705700	1969490	0.59
26	TRIPURA	87476800	15832479	18.10	33026900	614864	1.86
27	UTTARAKHAND	252715000	46199942	18.28	49542200	906337	1.83
28	UTTAR PRADESH	2365922600	420310798	17.77	697891200	12397311	1.78
29	WEST BENGAL	1339175600	225540913	16.84	113364300	5031432	4.44
	TOTAL STATES	20868919000	3461934937	16.59	3921884900	81409952	2.08
30	A & N ISLANDS	40039800	4978889	12.43	4312400	457366	10.61
31	CHANDIGARH	32855700	6040133	18.38	4552300	0	0.00
32	DADRA & NAGAR HAVELI	7418700	1815770	24.48	3585800	183100	5.11
33	DAMAN & DIU	4522700	1616223	35.74	2785300	508243	18.25
34	DELHI	293019200	75099811	25.63	37543000	13067082	34.81
35	LAKSHADWEEP	8811400	1428751	16.21	1264300	183364	14.50
36	PUDUCHERRY	54582600	7888538	14.45	4466400	2484	0.06
	TOTAL U.T.	441250100	98868115	22.41	58509500	14401639	24.61
	TOTAL (STATE & UTs)	21310169100	3560803052	16.71	3980394400	95811591	2.41
	CENTRE TOTAL	19330180600	719306500	3.72	2494718200	0	0.00
	GRAND TOTAL	40640349700	4280109552	10.53	6475112600	95811591	1.48

**STATEMENT NO. 17 : BUDGET PROVISIONS FOR CENTRE & STATE EDUCATION DEPARTMENTS UNDER
REVENUE ACCOUNT, CAPITAL ACCOUNT OUT -SIDE REVENUE ACCOUNT & LOANS AND
ADVANCES ACCOUNT FOR 2016-17 (ACTUAL)**

(RUPEES IN THOUSANDS)

S. No.	STATE / UNION TERRITORY	LOANS AND ADVANCES ACCOUNT			TOTAL REVENUE, CAPITAL & LOANS AND ADVANCES		
		TOTAL BUDGET	EDUCATION DEPARTMENTS	%AGE OF COL (10) TO COL (9)	TOTAL BUDGET	EDUCATION DEPARTMENTS	%AGE OF COL (13) TO COL. (12)
(1)	(2)	(9)	(10)	(11)	(12)	(13)	(14)
1	ANDHRA PRADESH	5638200	0	0.00	1319228000	186348061	14.13
2	ARUNACHAL PRADESH	62200	0	0.00	109447700	10401201	9.50
3	ASSAM	4993800	0	0.00	553641800	114411384	20.67
4	BIHAR	1138700	0	0.00	1220874500	112652876	9.23
5	CHHATTISGARH	2727100	0	0.00	579078200	105140726	18.16
6	GOA	34100	0	0.00	105081100	13373487	12.73
7	GUJARAT	4775700	0	0.00	1267277900	191646335	15.12
8	HARYANA	45149100	0	0.00	797814400	101942889	12.78
9	HIMACHAL PRADESH	32896900	10000	0.03	321329400	45617531	14.20
10	JAMMU & KASHMIR	762400	0	0.00	481739500	46080530	9.57
11	JHARKHAND	13350700	0	0.00	571987800	71485476	12.50
12	KARNATAKA	19343800	0	0.00	1620055600	211736954	13.07
13	KERALA	11603000	0	0.00	1023825600	165123097	16.13
14	MADHYA PRADESH	49402700	448000	0.91	1517659500	175567982	11.57
15	MAHARAHSTRA	62772100	0	0.00	2450552100	431834791	17.62
16	MANIPUR	2500	0	0.00	96785800	8454486	8.74
17	MEGHALAYA	308300	0	0.00	96571700	17519605	18.14
18	MIZORAM	270500	0	0.00	71688000	8913590	12.43
19	NAGALAND	1900	0	0.00	97387400	10578298	10.86
20	ODISHA	4291500	417	0.01	839407500	96514508	11.50
21	PUNJAB	413641200	0	0.00	1010064700	87440877	8.66
22	RAJASTHAN	129654500	0	0.00	1570853100	243628156	15.51
23	SIKKIM	170000	0	0.00	45253700	6953375	15.37
24	TAMIL NADU	260464900	0	0.00	1999512400	264023511	13.20
25	TELANGANA	34019900	0	0.00	1182047600	89579506	7.58
26	TRIPURA	149400	0	0.00	120653100	16447343	13.63
27	UTTARAKHAND	1650500	0	0.00	303907700	47106279	15.50
28	UTTAR PRADESH	67410900	0	0.00	3131224700	432708109	13.82
29	WEST BENGAL	11972000	0	0.00	1464511900	230572345	15.74
	TOTAL STATES	1178658500	458417	0.04	25969462400	3543803307	13.65
30	A & N ISLANDS	0	0	0.00	44352200	5436255	12.26
31	CHANDIGARH	0	0	0.00	37408000	6040133	16.15
32	DADRA & NAGAR HAVELI	0	0	0.00	11004500	1998870	18.16
33	DAMAN & DIU	0	0	0.00	7308000	2124466	29.07
34	DELHI	25525300	1000000	3.92	356087500	89166893	25.04
35	LAKSHADWEEP	0	0	0.00	10075700	1612115	16.00
36	PUDUCHERRY	2700	0	0.00	59051700	7891022	13.36
	TOTAL U.T.	25528000	1000000	3.92	525287600	114269754	21.75
	TOTAL (STATE & UTs)	1204186500	1458417	0.12	26494750000	3658073061	13.81
	CENTRE TOTAL	600113900	0	0.00	22425012700	719306500	3.21
	GRAND TOTAL	1804300400	1458417	0.08	48919762700	4377379561	8.95

**STATEMENT NO. 18: BUDGET PROVISIONS FOR CENTRE & STATE EDUCATION DEPARTMENTS UNDER
REVENUE ACCOUNT, CAPITAL ACCOUNT OUT -SIDE REVENUE ACCOUNT & LOANS AND
ADVANCES ACCOUNT FOR 2017-18 (REVISED ESTIMATE)**

(RUPEES IN THOUSANDS)

S. No.	STATE / UNION TERRITORY	REVENUE ACCOUNT			CAPITAL ACCOUNT OUT-SIDE REVENUE ACCOUNT		
		TOTAL BUDGET	EDUCATION DEPARTMENTS	%AGE OF COL (4) TO COL. (3)	TOTAL BUDGET	EDUCATION DEPARTMENTS	%AGE OF COL (7) TO COL. (6)
(1)	(2)	(3)	(4)	(5)	(6)	(7)	(8)
1	ANDHRA PRADESH	1272720200	199862613	15.70	228752900	2588639	1.13
2	ARUNACHAL PRADESH	114313300	11212379	9.81	49999300	80830	0.16
3	ASSAM	792565400	146707182	18.51	148601100	2883861	1.94
4	BIHAR	1316612400	138887286	10.55	359802000	16807359	4.67
5	CHHATTISGARH	653921000	115301967	17.63	127354200	12948628	10.17
6	GOA	106123000	15598422	14.70	37157200	1160304	3.12
7	GUJARAT	1255739200	216473958	17.24	276475300	7456441	2.70
8	HARYANA	783113000	115075535	14.69	137703800	5080000	3.69
9	HIMACHAL PRADESH	306511500	32834945	10.71	41011200	2941008	7.17
10	JAMMU & KASHMIR	433237600	51513407	11.89	219494100	3735427	1.70
11	JHARKHAND	582224300	81298860	13.96	127415800	635130	0.50
12	KARNATAKA	1456490700	210677882	14.46	312306600	10623300	3.40
13	KERALA	1013464900	173582553	17.13	86681900	4642835	5.36
14	MADHYA PRADESH	1344965300	209122904	15.55	281547800	7293466	2.59
15	MAHARAHSTRA	2724482600	500823579	18.38	319969700	1536601	0.48
16	MANIPUR	102941100	9976267	9.69	25568900	223081	0.87
17	MEGHALAYA	106476400	17958067	16.87	17310600	179010	1.03
18	MIZORAM	75988800	9652455	12.70	20705100	102343	0.49
19	NAGALAND	105623500	11561919	10.95	16372100	270041	1.65
20	ODISHA	808225600	120988440	14.97	215566300	3496070	1.62
21	PUNJAB	711819000	104655925	14.70	43887600	2837678	6.47
22	RAJASTHAN	1548585100	233176306	15.06	225366000	3041265	1.35
23	SIKKIM	48738600	7411104	15.21	19543100	821271	4.20
24	TAMIL NADU	1741949700	279726298	16.06	242977000	5856027	2.41
25	TELANGANA	1066028500	102295813	9.60	254471500	1506973	0.59
26	TRIPURA	112127200	20319987	18.12	26517800	941829	3.55
27	UTTARAKHAND	297447000	54693711	18.39	55515900	591274	1.07
28	UTTAR PRADESH	2865135700	485612483	16.95	573439200	12154108	2.12
29	WEST BENGAL	1440396900	249863659	17.35	215618100	17710852	8.21
	TOTAL STATES	25187967500	3926865906	15.59	4707132100	130145651	2.76
30	A & N ISLANDS	38407200	5592200	14.56	9021100	346400	3.84
31	CHANDIGARH	36493700	6424200	17.60	6325800	0	0.00
32	DADRA & NAGAR HAVELI	7597800	1629100	21.44	2562200	180000	7.03
33	DAMAN & DIU	4373300	1516000	34.66	3453200	905000	26.21
34	DELHI	363264600	91686020	25.24	38520800	9088500	23.59
35	LAKSHADWEEP	10465300	1498200	14.32	1390200	160000	11.51
36	PUDUCHERRY	59607800	7743301	12.99	5669900	12032	0.21
	TOTAL U.T.	520209700	116089021	22.32	66943200	10691932	15.97
	TOTAL (STATE & UTs)	25708177200	4042954927	15.73	4774075300	140837583	2.95
	CENTRE TOTAL	22175342000	818687100	3.69	3305086600	0	0.00
	GRAND TOTAL	47883519200	4861642027	10.15	8079161900	140837583	1.74

STATEMENT NO. 18: BUDGET PROVISIONS FOR CENTRE & STATE EDUCATION DEPARTMENTS UNDER REVENUE ACCOUNT, CAPITAL ACCOUNT OUT -SIDE REVENUE ACCOUNT & LOANS AND ADVANCES ACCOUNT FOR 2017-18 (REVISED ESTIMATE)

(RUPEES IN THOUSANDS)

S. No.	STATE / UNION TERRITORY	LOANS AND ADVANCES ACCOUNT			TOTAL REVENUE, CAPITAL & LOANS AND ADVANCES		
		TOTAL BUDGET	EDUCATION DEPARTMENTS	%AGE OF COL (10) TO COL (9)	TOTAL BUDGET	EDUCATION DEPARTMENTS	%AGE OF COL (13) TO COL. (12)
(1)	(2)	(9)	(10)	(11)	(12)	(13)	(14)
1	ANDHRA PRADESH	11499800	0	0.00	1512972900	202451252	13.38
2	ARUNACHAL PRADESH	138600	0	0.00	164451200	11293209	6.87
3	ASSAM	5330200	0	0.00	946496700	149591043	15.80
4	BIHAR	4455600	0	0.00	1680870000	155694645	9.26
5	CHHATTISGARH	4953600	0	0.00	786228800	128250595	16.31
6	GOA	450200	0	0.00	143730400	16758726	11.66
7	GUJARAT	6884900	0	0.00	1539099400	223930399	14.55
8	HARYANA	16038700	0	0.00	936855500	120155535	12.83
9	HIMACHAL PRADESH	7428900	10001	0.13	354951600	35785954	10.08
10	JAMMU & KASHMIR	5690000	0	0.00	658421700	55248834	8.39
11	JHARKHAND	20228700	0	0.00	729868800	81933990	11.23
12	KARNATAKA	46237700	0	0.00	1815035000	221301182	12.19
13	KERALA	13368500	0	0.00	1113515300	178225388	16.01
14	MADHYA PRADESH	16432600	400000	2.43	1642945700	216816370	13.20
15	MAHARAHSTRA	16177200	0	0.00	3060629500	502360180	16.41
16	MANIPUR	48500	0	0.00	128558500	10199348	7.93
17	MEGHALAYA	591300	0	0.00	124378300	18137077	14.58
18	MIZORAM	527200	0	0.00	97221100	9754798	10.03
19	NAGALAND	4000	0	0.00	121999600	11831960	9.70
20	ODISHA	18404700	1	0.00	1042196600	124484511	11.94
21	PUNJAB	21971200	0	0.00	777677800	107493603	13.82
22	RAJASTHAN	15436700	0	0.00	1789387800	236217571	13.20
23	SIKKIM	170500	0	0.00	68452200	8232375	12.03
24	TAMIL NADU	69492000	1544000	2.22	2054418700	287126325	13.98
25	TELANGANA	53968500	0	0.00	1374468500	103802786	7.55
26	TRIPURA	20100	0	0.00	138665100	21261816	15.33
27	UTTARAKHAND	1563500	0	0.00	354526400	55284985	15.59
28	UTTAR PRADESH	25292300	0	0.00	3463867200	497766591	14.37
29	WEST BENGAL	7198000	0	0.00	1663213000	267574511	16.09
	TOTAL STATES	390003700	1954002	0.50	30285103300	4058965559	13.40
30	A & N ISLANDS	240000	0	0.00	47668300	5938600	12.46
31	CHANDIGARH	0	0	0.00	42819500	6424200	15.00
32	DADRA & NAGAR HAVELI	9200	0	0.00	10169200	1809100	17.79
33	DAMAN & DIU	0	0	0.00	7826500	2421000	30.93
34	DELHI	25090300	600000	2.39	426875700	101374520	23.75
35	LAKSHADWEEP	8600	0	0.00	11864100	1658200	13.98
36	PUDUCHERRY	2300	0	0.00	65280000	7755333	11.88
	TOTAL U.T.	25350400	600000	2.37	612503300	127380953	20.80
	TOTAL (STATE & UTs)	415354100	2554002	0.61	30897606600	4186346512	13.55
	CENTRE TOTAL	870465200	0	0.00	26350893800	818687100	3.11
	GRAND TOTAL	1285819300	2554002	0.20	57248500400	5005033612	8.74

**STATEMENT NO. 19: BUDGET PROVISIONS FOR CENTRE & STATE EDUCATION DEPARTMENTS UNDER
REVENUE ACCOUNT, CAPITAL ACCOUNT OUT -SIDE REVENUE ACCOUNT & LOANS
AND ADVANCES ACCOUNT FOR 2018-19 (BUDGET ESTIMATE)**

(RUPEES IN THOUSANDS)

S. No.	STATE / UNION TERRITORY	REVENUE ACCOUNT			CAPITAL ACCOUNT OUT-SIDE REVENUE ACCOUNT		
		TOTAL BUDGET	EDUCATION DEPARTMENTS	%AGE OF COL (4) TO COL (3)	TOTAL BUDGET	EDUCATION DEPARTMENTS	%AGE OF COL (7) TO COL. (6)
(1)	(2)	(3)	(4)	(5)	(6)	(7)	(8)
1	ANDHRA PRADESH	1502719900	256371166	17.06	286784900	3131484	1.09
2	ARUNACHAL PRADESH	102556600	9971381	9.72	78778600	485000	0.62
3	ASSAM	713293700	158430441	22.21	145715700	15104000	10.37
4	BIHAR	1367396700	154728302	11.32	324168700	8160567	2.52
5	CHHATTISGARH	684226200	152586411	22.30	144539300	15146768	10.48
6	GOA	117360500	16060299	13.68	41885600	2396736	5.72
7	GUJARAT	1346333000	218365793	16.22	303416400	11312888	3.73
8	HARYANA	851865300	129835509	15.24	157795900	4000000	2.53
9	HIMACHAL PRADESH	335679600	59750965	17.80	42396300	2699912	6.37
10	JAMMU & KASHMIR	505600800	55693440	11.02	256673000	6997630	2.73
11	JHARKHAND	627444400	93396670	14.89	123055900	680723	0.55
12	KARNATAKA	1662896000	233906786	14.07	352459200	11237700	3.19
13	KERALA	1156610500	186531004	16.13	103303100	4923100	4.77
14	MADHYA PRADESH	1556239200	244818862	15.73	293428300	16056265	5.47
15	MAHARAHSTRA	3013428600	549066305	18.22	362978600	866126	0.24
16	MANIPUR	110092400	10304508	9.36	22528900	248885	1.10
17	MEGHALAYA	120363000	15524972	12.90	15613000	105200	0.67
18	MIZORAM	71796200	9505597	13.24	19833800	80000	0.40
19	NAGALAND	121128300	13903875	11.48	13410900	0	0.00
20	ODISHA	902200000	133441989	14.79	245669000	3730003	1.52
21	PUNJAB	863512700	107864268	12.49	63853200	4252371	6.66
22	RAJASTHAN	1691183500	280341617	16.58	257403000	4919321	1.91
23	SIKKIM	53562700	8164777	15.24	13039600	376302	2.89
24	TAMIL NADU	1937420600	291753895	15.06	282827600	7996619	2.83
25	TELANGANA	1254547000	111614017	8.90	333691000	1926768	0.58
26	TRIPURA	129339700	24854526	19.22	26870900	89411	0.33
27	UTTARAKHAND	356273100	66595332	18.69	65837900	1268520	1.93
28	UTTAR PRADESH	3215202700	544707521	16.94	742436100	19479077	2.62
29	WEST BENGAL	1467477600	283716000	19.33	257555500	13964394	5.42
	TOTAL STATES	27837750500	4421806227	15.88	5377949900	161635770	3.01
30	A & N ISLANDS	39430100	5765500	14.62	6008600	399000	6.64
31	CHANDIGARH	37454200	6649900	17.75	3450300	0	0.00
32	DADRA & NAGAR HAVELI	8006200	1271500	15.88	3166200	160000	5.05
33	DAMAN & DIU	4648500	1447600	31.14	3114100	573600	18.42
34	DELHI	430918100	94808724	22.00	54735900	6620300	12.09
35	LAKSHADWEEP	10938600	1540400	14.08	2662000	140000	5.26
36	PUDUCHERRY	64570000	10121329	15.67	4385000	12602	0.29
	TOTAL U.T.	595965700	121604953	20.40	77522100	7905502	10.20
	TOTAL (STATE & UTs)	28433716200	4543411180	15.98	5455472000	169541272	3.11
	CENTRE TOTAL	24098951200	850102900	3.53	3436918600	0	0.00
	GRAND TOTAL	52532667400	5393514080	10.27	8892390600	169541272	1.91

**STATEMENT NO. 19: BUDGET PROVISIONS FOR CENTRE & STATE EDUCATION DEPARTMENTS UNDER
REVENUE ACCOUNT, CAPITAL ACCOUNT OUT -SIDE REVENUE ACCOUNT & LOANS
AND ADVANCES ACCOUNT FOR 2018-19 (BUDGET ESTIMATE)**

(RUPEES IN THOUSANDS)

S. No.	STATE / UNION TERRITORY	LOANS AND ADVANCES ACCOUNT			TOTAL REVENUE, CAPITAL & LOANS AND ADVANCES		
		TOTAL BUDGET	EDUCATION DEPARTMENTS	%AGE OF COL (10) TO COL (9)	TOTAL BUDGET	EDUCATION DEPARTMENTS	%AGE OF COL (13) TO COL (12)
(1)	(2)	(9)	(10)	(11)	(12)	(13)	(14)
1	ANDHRA PRADESH	1269600	0	0.00	1790774400	259502650	14.49
2	ARUNACHAL PRADESH	36000	0	0.00	181371200	10456381	5.77
3	ASSAM	5386700	0	0.00	864396100	173534441	20.08
4	BIHAR	5073200	0	0.00	1696638600	162888869	9.60
5	CHHATTISGARH	3026100	0	0.00	831791600	167733179	20.17
6	GOA	849900	0	0.00	160096000	18457035	11.53
7	GUJARAT	15359200	0	0.00	1665108600	229678681	13.79
8	HARYANA	17664200	0	0.00	1027325400	133835509	13.03
9	HIMACHAL PRADESH	4481400	0	0.00	382557300	62450877	16.32
10	JAMMU & KASHMIR	5685000	0	0.00	767958800	62691070	8.16
11	JHARKHAND	16444100	0	0.00	766944400	94077393	12.27
12	KARNATAKA	58167600	0	0.00	2073522800	245144486	11.82
13	KERALA	11020900	0	0.00	1270934500	191454104	15.06
14	MADHYA PRADESH	17184900	578400	3.37	1866852400	261453527	14.01
15	MAHARAHSTRA	11786400	0	0.00	3388193600	549932431	16.23
16	MANIPUR	30000	0	0.00	132651300	10553393	7.96
17	MEGHALAYA	1071200	0	0.00	137047200	15630172	11.40
18	MIZORAM	454000	0	0.00	92084000	9585597	10.41
19	NAGALAND	4000	0	0.00	134543200	13903875	10.33
20	ODISHA	10841000	1	0.00	1158710000	137171993	11.84
21	PUNJAB	8510500	0	0.00	935876400	112116639	11.98
22	RAJASTHAN	5803100	0	0.00	1954389600	285260938	14.60
23	SIKKIM	155500	0	0.00	66757800	8541079	12.79
24	TAMIL NADU	43020300	1	0.00	2263268500	299750515	13.24
25	TELANGANA	90355500	0	0.00	1678593500	113540785	6.76
26	TRIPURA	56500	0	0.00	156267100	24943937	15.96
27	UTTARAKHAND	1919800	0	0.00	424030800	67863852	16.00
28	UTTAR PRADESH	20739000	0	0.00	3978377800	564186598	14.18
29	WEST BENGAL	8726300	0	0.00	1733759400	297680394	17.17
	TOTAL STATES	365121900	578402	0.16	33580822300	4584020400	13.65
30	A & N ISLANDS	0	0	0.00	45438700	6164500	13.57
31	CHANDIGARH	0	0	0.00	40904500	6649900	16.26
32	DADRA & NAGAR HAVELI	17200	0	0.00	11189600	1431500	12.79
33	DAMAN & DIU	0	0	0.00	7762600	2021200	26.04
34	DELHI	27060600	350000	1.29	512714600	101779024	19.85
35	LAKSHADWEEP	2500	0	0.00	13603100	1680400	12.35
36	PUDUCHERRY	5000	0	0.00	68960000	10133931	14.70
	TOTAL U.T.	27085300	350000	1.29	700573100	129860455	18.54
	TOTAL (STATE & UTs)	392207200	928402	0.24	34281395400	4713880855	13.75
	CENTRE TOTAL	871404700	0	0.00	28407274500	850102900	2.99
	GRAND TOTAL	1263611900	928402	0.07	62688669900	5563983755	8.88