

RASHTRIYA MADHYAMIK SHIKSHA ABHIYAN

Annual Report
2017-18



पढ़े चलो, बढ़े चलो
RASHTRIYA MADHYAMIK SHIKSHA ABHIYAN

Uttarakhand Sabhi Ke Liye Madhyamik Shiksha Parishad
Nanoorkhera, Tapovan Marg, Dehradun



Annual Report

2017-18

Rashtriya Madhyamik Shiksha Abhiyan

Uttarakhand Sabhi Ke Liye Madhyamik Shiksha Parishad

Nanoorkhera, Tapovan Marg, Dehradun

Direction & Guidance

- **Dr. Bhupinder Kaur Aulakh, IAS**
Secretary, School Education

..... ■
Jyoti Yadav, IAS
State Project Director

Editing & Co-ordination

- **Dr. Mukul Kumar Sati**
Additional State Project Director

..... ■
H.P. Vishwakarma
Joint State Project Director

..... ■
Manju Bharti
Joint State Project Director

..... ■
Sanjeev Joshi
Assistant State Project Director

..... ■
Pradyuman Singh Rawat
Assistant State Project Director

Support

- **Amita Joshi**
Finance Controller

..... ■
Vinod Kumar Khali
Assistant Account Officer

..... ■
Sanjay Bhatt
Administrative Officer

..... ■
Vinay Bhatt
Accountant

Computer Management

- **Sumit Tiwari**
Computer Operator

..... ■
Geeta Rawat
Computer Operator

..... ■
Yashwant Singh
Computer Operator

Content

Chaptet-1	Uttarakhand : An Introduction	1
Chapter-2	Secondary Education : At a Glance	5
Chapter-3	Rashtirya Madhyamik Shiksha Abhiyan	11
Chapter-4	Project : Management, Planning & Implementation	15
Chapter-5	PAB Approved Annual Work Plan & Budget 2017-18	24
Chaptet-6	School Upgradation	27
Chapter-7	Strengthening of Schools	29
Chapter-8	Quality Related Programme	31
Chapter-9	Girl Hostel	42
Chapter-10	IEDSS	45
Chapter-11	Vocational Education	47
Chapter-12	ICT in Schoools	49

Chapter-1

Uttarakhand : An Introduction

Uttarakhand formerly known as Uttaranchal, is a state in the northern part of India. It is often referred to as the Land of Gods due to the many holy places and cities found throughout the state, some of which are amongst Hindus' most spiritual and auspicious places of pilgrimage and worship. Uttarakhand is well known for its natural beauty and wealth of the Himalayas, the Bhabhar and the Terai and many other phenomenons of flora and fauna. The state was carved out of the Himalayan and adjoining north-western districts of Uttar Pradesh on 9 November 2000, becoming the 27th State of the Republic of India. It is bordered by Tibet Autonomous Region on the north, Nepal on the east and the Indian states of Uttar Pradesh to the south, Haryana to the west and Himachal Pradesh to the North-West.

Census of 2011 places its population at 101.17 lakh spread over an area of 53,483 square kilometers, with an average density of 189 persons per sq. km as per census 2011. Population density in the 13 districts of the State varies from a high of 817 per sq. km. in Haridwar to a low of 41 per sq. km. in Uttarkashi. Different districts of Uttarakhand also recorded diverse population growth rates during the decade 2001-2011, from a strong 33.40% in US Nagar to practical downfall at -1.73% in Almora. 8 out of the 13 districts show high sex-ratios (number of females per 1000 males) in the range 1021 to 1147.

Uttarakhand is one of the cradles of ancient Indian culture bestowed with Chardham, Wildlife, Adventurous Tourism and immense hydro power potential. Vast, vivid and wonderful, Uttarakhand is a smaller yet an unforgettable destination hosting nearly everything which a thirsty pilgrim, casual tourist, a weekend trekker, a seasoned mountaineer, a true devotee, a nature lover may not dare forget forever. And there is every possible walk in the area of Antiquity, Adventure Tourism, Eco Tourism & Education that is why the people say **Uttarakhand is simply heaven**. From January 2007 Uttaranchal is known as "**Uttarakhand**", Dehradun is being declared as temporary capital of Uttarakhand, which is connected by railway with other part of country. High Court of Uttarakhand is situated at Nainital and Dehradun & Pant Nagar are also connected with air route.

Inspite of religious tourism and adventure tourism. Corbett National Park, Hill Station like Nainital, Mussoorie, Almora, Kausani, Bhimtaal, and Ranikhet are some tourist places. There are main source to boost the economy in the state. Many mountain peaks are always centre of attraction to the mountaineers Nanda Devi Peak is one of the them. Valley of flower, Nanda Devi National Century is some other National Heritage sites.

Population figures at a glance

Description	2011	2001
Approximate Population	1.01 Crore	84.89 Lakh
Actual Population	10,116,752	8,489,349
Male	5,154,178	4,325,924
Female	4,962,574	4,163,425
Population Growth	19.17%	19.20%
Percentage of total Population	0.84%	0.83%
Sex Ratio	963	964
Child Sex Ratio	886	967
Density/km ²	189	159
Area km ²	53,483	53,483
Total Child Population (0 -6 Age)	1,328,844	1,360,032
Male Population (0 -6 Age)	704,769	712,949
Female Population (0 -6 Age)	624,075	647,083

Source: Directorate of Economic & Statistics, Uttarakhand

Administrative Constitution of State

- 02 Administrative Divisions
- 13 Districts
- 82 Tehsils
- 95 Development Blocks
- 670 Nyaya Panchayats
- 7555 Gram panchayats
- 16793 Revenue Villages
- 15745 Inhabited Villages

Source: Department of Panchayat, Government of Uttarakhand

Town/Urban Agglomeration

- 08 Municipal Corporation
- 41 Nagar Panchayats
- 41 Census Towns
- 31 Nagar Palika Parishads
- 09 Cantonment Boards
- 02 Industrial Townships

Source: Directorate of Economics and Statistics, Uttarakhand



Uttarakhand Rough Map

Geography, distribution of population & issues of development:

Distribution of rural population in Uttarakhand is rather uneven. The highest density of rural population is concentrated in the southern half of the State, encompassing the districts of Dehradun (Doon valley), Haridwar, Udham Singh Nagar and parts of Nainital. The reason for high population density in these districts is quite obviously their location in the fertile plains areas of the Upper Doab, Terai-Bhabar, and the Doon Valley. In the inner Himalayas, there are many Blocks of medium population density (between 151 and 300 persons per sq. km.) in Nainital, Almora, Pithoragarh, Champawat and Bageshwar districts and a few isolated pockets in Pauri Garhwal, Tehri Garhwal, Chamoli and Rudraprayag districts located in the Lesser Himalayas.

For understandable reasons, population is especially sparsely distributed in the Greater Himalayas spanning Uttarkashi, Rudraprayag, Chamoli and Pithoragarh districts, large parts of which are snow-covered, barren and inhospitable. In most of the towns housing municipalities are located either in the densely populated areas of the

State located in the Upper Doab, Terai-Bhabar and Doon Valley regions or along major rivers, especially in Garhwal. The latter also happens to be important tourist centres and halting places along with the pilgrimage route to the Himalayan shrines.

Population Distributions (Urban and Rural) and Sub-district units

Districts	% rural population 2011 census	No. of Blocks/Kshetra Panchayats	% urban population 2011 census	No. of local bodies
Almora	89.98	11	10.02	2
Bageshwar	96.50	3	3.50	1
Chamoli	84.89	9	15.11	6
Champawat	85.21	4	14.79	3
Dehradun	44.10	6	55.90	6
Haridwar	62.23	6	37.77	6
Nainital	61.06	8	38.94	7
Pauri	83.59	15	16.41	4
Pithoragarh	58.69	8	14.31	3
Rudraprayag	95.81	3	4.19	2
Tehri	88.63	9	11.37	6
US Nagar	64.42	7	35.58	14
Uttarkashi	92.65	6	7.35	3
Uttarakhand	69.45	95	30.55	63

Economic Conditions:

Uttarakhand is pre-dominantly rural with population usually concentrated in the valleys and mountain slopes, with a typical village/habitation consisting of 30-40 families who share common resources. In the rural areas, the Socio-economic condition is primarily based on horticulture, sheep rearing and tourism. Agriculture has been adopted as means of livelihood. Paddy is the major crop in irrigated areas and white Maize is grown in higher un-irrigated slopes. Other locally grown cereals and millets are *Bhatt*, *Gahat* and *Mandua*. Villages are heavily dependent on the surrounding forests for compost and water. Individual landholdings are small and scattered. Animal draught power is utilized to plough the land wherever possible. Other alternative is human labour which is used for the purpose; mechanized farming is not in practice in hill regions.

Infrastructure:

Infrastructure, in terms of, power road connectivity, health and drinking water facility is being developed at a fast pace since the formation of State. 94% of State has drinking water facility. Villages are being connected with the help of massive rural roads programme and other schemes, while power situation is being addressed through combination of power solutions.

Literacy Status:

In terms of literacy levels Uttarakhand has 17th position in the country. With the help of various government interventions there has been significant progress in the field of education in the State. Literacy percentage of the state is 79.63 as against an all India average of 71.62. Census data of 2011 shows that the gender gap is still an issue to be addressed in Uttarakhand, with male and female literacy rates being 88.33 and 70.70 percent respectively.

Vital Statistics regarding Literacy

Description	2011	2001
Literacy Rate	79.63 %	71.62 %
Male Literacy rate	88.33 %	81.02 %
Female Literacy rate	70.70 %	63.36 %
Total Literate	6,997,433	5,105,782
Male Literate	3,930,174	3,008,875
Female Literate	3,067,259	2,096,907

Source: Directorate of Economics and Statistics, Uttarakhand

Description	Uttarakhand		India	
	Urban	Rural	Urban	Rural
Total Literacy Rate	85.20	77.11	84.98	68.91
Male Literacy	89.78	87.62	89.67	78.57
Female Literacy	80.02	66.79	79.92	58.72

Source: Directorate of Economics and Statistics, Uttarakhand

Chapter-2

Secondary Education : At a Glance

Educational Indicators

Indicators	Secondary Level	Hr. Secondary Level
Gross Enrolment Ratio (GER) (Secondary)	82.75%	76.57%
Net Enrolment Ratio (NER) (Secondary)	50.60%	59.10%
Adjusted Net Enrolment Ratio (ANER) (Secondary)	67.76%	-
Repetition Rate (Secondary)	6.33%	2.26%
Dropout Rate (Secondary)	12.30%	3.35%
Transition Rate (Class VIII – IX)	92.50%	76.94%
Promotion Rate (Class IX – X)	81.37%	94.39%
Pupil Teacher Ratio (PTR) (Govt. Secondary School) (Secondary)	12:1	18:1
Retention Rate (Secondary)	87.70%	96.65%
GPI (Secondary)	1.0%	1.05%
Gender Gap (Secondary)	4.96%	2.15%

Source: U-DISE 2017-18

District-wise Educational Indicators (Secondary)

S. No.	District	GER			NER			Transition Rate			GPI
		Boys	Girls	Total	Boys	Girls	Total	Boys	Girls	Total	
1	ALMORA	82.52	82.67	82.60	51.10	48.94	50.02	98.54	97.10	97.82	1.00
2	BAGESHWAR	82.91	85.20	84.04	48.18	46.64	47.42	101.51	100.58	101.03	1.03
3	CHAMOLI	81.72	83.94	82.77	48.57	51.13	49.78	101.24	100.32	100.78	1.03
4	CHAMPAWAT	83.74	83.58	83.67	49.67	47.31	48.54	98.33	93.33	95.87	1.00
5	DEHRADUN	85.74	87.62	86.61	57.69	59.40	58.48	99.99	98.49	99.29	1.02
6	HARIDWAR	84.97	85.85	85.38	43.85	42.82	43.37	80.13	74.82	77.61	1.01
7	NAINITAL	81.19	83.19	82.16	49.21	49.96	49.57	93.91	95.21	94.54	1.02
8	PAURI	84.19	85.62	84.88	54.63	53.31	54.00	97.69	99.32	98.48	1.02
9	PITHORAGARH	80.72	84.31	82.38	46.66	49.58	48.01	104.23	101.39	102.88	1.04
10	RUDRAPRAYAG	81.38	82.90	82.11	55.38	56.58	55.96	95.36	96.22	95.78	1.02
11	TEHRI	84.11	83.44	83.77	49.01	48.02	48.52	91.50	94.29	92.88	0.99
12	U.S. NAGAR	85.30	85.24	85.27	51.43	47.55	49.59	91.51	92.27	91.87	1.00
13	UTTARKASHI	83.79	83.40	83.60	43.73	44.14	43.93	95.06	93.63	94.37	1.00
Total		82.84	82.67	82.75	51.13	50.02	50.60	93.05	91.90	92.50	1.00

Source: UDISE 2017-18

District-wise Educational Indicators (Hr. Secondary)

S. No.	District	GER			NER			Transition Rate			GPI
		Boys	Girls	Total	Boys	Girls	Total	Boys	Girls	Total	
1	ALMORA		78.58	76.60	67.47	66.15	66.80	68.56	76.88	72.83	1.05
2	BAGESHWAR	74.39	78.42	76.35	54.20	59.00	56.53	77.61	78.85	78.23	1.05
3	CHAMOLI	74.48	78.51	76.39	58.58	67.13	62.64	70.34	73.61	71.91	1.05
4	CHAMPAWAT	74.37	78.41	76.37	65.23	69.06	67.13	72.57	76.76	74.59	1.05
5	DEHRADUN	74.83	78.93	76.73	60.74	65.69	63.04	84.60	83.63	84.14	1.05
6	HARIDWAR	74.79	78.89	76.61	54.17	57.03	55.44	74.20	73.35	73.80	1.05
7	NAINITAL	74.56	78.61	76.49	49.61	50.99	50.27	87.63	88.65	88.14	1.05
8	PAURI	74.55	78.58	76.45	64.22	71.69	67.75	74.66	77.46	76.01	1.05
9	PITHORAGARH	74.51	78.54	76.34	53.66	53.38	53.54	78.15	81.03	79.55	1.05
10	RUDRAPRAYAG	74.39	78.44	76.42	61.31	67.11	64.23	74.65	82.62	78.55	1.05
11	TEHRI	74.52	78.58	76.57	60.73	68.71	64.77	65.22	71.92	68.54	1.05
12	U.S. NAGAR	74.73	78.80	76.68	50.93	50.43	50.69	74.07	75.70	74.85	1.05
13	UTTARKASHI	74.43	78.47	76.48	63.90	62.79	63.34	64.47	72.46	68.38	1.05
	Total	74.64	78.69	76.57	57.53	60.82	59.10	75.80	78.15	76.94	1.05

Source: UDISE 2017-18

Category-wise Secondary Schools

Sl. No.	District	Class 1 to 10	Class 1 to 12	Class 6 to 10	Class 6 to 12	Class 9 to 10	Class 9 to 12	Class 11 to 12	Total
1	ALMORA	1	26	99	200	14	3	0	343
2	BAGESHWAR	2	3	41	80	0	1	0	127
3	CHAMOLI	8	7	84	140	12	8	1	260
4	CHAMPAWAT	7	12	49	66	4	6	0	144
5	DEHRADUN	53	215	4	122	45	27	1	510
7	HARDWAR	7	28	118	254	19	9	0	435
8	NAINITAL	37	78	47	76	37	23	7	305
6	PAURI	17	68	82	154	1	1	1	324
9	PITHORAGARH	19	27	84	137	2	4	0	273
10	RUDRAPRAYAG	2	5	31	88	10	13	0	149
11	TEHRI	6	9	70	211	51	14	0	361
12	U.S. NAGAR	22	91	81	101	33	18	10	356
13	UTTARKASHI	10	6	8	72	49	15	0	160
	TOTAL	191	575	840	1701	277	142	20	3746

Source: UDISE 2017-18

Management/Funding wise Secondary Schools

Sl. No.	District	No. of Schools	Dept. of Education	Tribal/Social Welfare Dept.	Local Body	Pvt. Aided	Un-Aided Schools	Central Govt.	Madarsa
1	ALMORA	343	264	0	1	40	35	3	0
2	BAGESHWAR	127	94	0	0	16	14	3	0
3	CHAMOLI	260	205	1	0	21	28	5	0
4	CHAMPAWAT	144	106	0	0	9	25	4	0
5	DEHRADUN	509	170	5	2	55	255	21	1
6	HARDWAR	435	310	0	1	74	46	4	0
7	NAINITAL	305	103	0	1	64	130	4	3
8	GARHWAL	324	197	1	0	33	88	5	0
9	PITHORAGARH	273	214	3	0	9	43	4	0
10	RUDRAPRAYAG	149	109	1	0	28	10	1	0
11	TEHRI	361	308	0	0	16	34	3	0
12	U.S. NAGAR	356	125	5	0	30	166	2	28
13	UTTARKASHI	160	128	0	0	3	26	3	0
	Total	3746	2333	16	5	398	900	62	32

Source: UDISE 2017-18

Class wise & Cast-wise Enrolment (All Secondary Schools)

S. No.	District	Caste	Class 9			Class 10			Class 11			Class 12		
			Boys	Girls	Total	Boys	Girls	Total	Boys	Girls	Total	Boys	Girls	Total
1	ALMORA	Gen	4225	4289	8514	4442	4293	8735	3380	3751	7131	4234	4399	8633
		SC	2048	2078	4126	1819	1808	3627	1103	1394	2497	1397	1572	2969
		ST	14	14	28	21	15	36	27	19	46	30	23	53
		OBC	195	205	400	202	222	424	139	164	303	193	185	378
		Total	6482	6586	13068	6484	6338	12822	4649	5328	9977	5854	6179	12033
2	BAGESHWAR	Gen	1540	1452	2992	1479	1622	3101	1459	1414	2873	1455	1512	2967
		SC	928	905	1833	873	895	1768	708	699	1407	694	649	1343
		ST	11	13	24	10	7	17	8	9	17	9	15	24
		OBC	124	132	256	153	124	277	116	118	234	120	134	254
		Total	2603	2502	5105	2515	2648	5163	2291	2240	4531	2278	2310	4588
3	CHAMOLI	Gen	2760	2597	5357	2883	2763	5646	2412	2287	4699	2761	2632	5393
		SC	1170	1022	2192	1127	1041	2168	837	815	1652	843	768	1611
		ST	65	53	118	90	65	155	57	58	115	71	68	139
		OBC	89	94	183	96	83	179	71	84	155	69	83	152
		Total	4084	3766	7850	4196	3952	8148	3377	3244	6621	3744	3551	7295
4	CHAMPAWAT	Gen	2153	1977	4130	1917	1778	3695	1586	1501	3087	1580	1655	3235
		SC	699	632	1331	534	532	1066	385	417	802	383	462	845
		ST	10	10	20	14	9	23	11	7	18	5	14	19
		OBC	238	190	428	208	180	388	130	147	277	116	151	267
		Total	3100	2809	5909	2673	2499	5172	2112	2072	4184	2084	2282	4366
5	DEHRADUN	Gen	12271	9626	21897	10658	8959	19617	10642	8671	19313	9736	8300	18036
		SC	2363	2334	4697	1969	2016	3985	1264	1622	2886	1428	1662	3090
		ST	1220	1230	2450	1054	1150	2204	1055	1030	2085	976	1221	2197
		OBC	2381	2136	4517	2214	1974	4188	1630	1657	3287	1679	1727	3406
		Total	18235	15326	33561	15895	14099	29994	14591	12980	27571	13819	12910	26729
6	HARDWAR	Gen	3572	2831	6403	3320	2665	5985	2650	2120	4770	2688	2047	4735
		SC	4225	3862	8087	4026	3563	7589	2718	2455	5173	2936	2448	5384
		ST	121	78	199	135	60	195	44	44	88	58	45	103
		OBC	7151	6371	13522	7039	5796	12835	5161	4663	9824	5702	4650	10352
		Total	15069	13142	28211	14520	12084	26604	10573	9282	19855	11384	9190	20574
7	NAINITAL	Gen	6592	5426	12018	6026	5198	11224	5375	4826	10201	5663	4856	10519
		SC	2325	2176	4501	2003	2029	4032	1418	1721	3139	1659	1726	3385
		ST	96	69	165	86	105	191	81	63	144	67	66	133
		OBC	1061	1102	2163	807	998	1805	544	819	1363	620	791	1411
		Total	10074	8773	18847	8922	8330	17252	7418	7429	14847	8009	7439	15448

8	PAURI	Gen	5230	4445	9675	5168	4792	9960	4651	4315	8966	5132	4774	9906
		SC	1628	1478	3106	1527	1470	2997	1136	1184	2320	1262	1276	2538
		ST	48	28	76	22	22	44	26	12	38	19	9	28
		OBC	175	150	325	149	152	301	135	116	251	127	104	231
		Total	7081	6101	13182	6866	6436	13302	5948	5627	11575	6540	6163	12703
9	PITHORAGARH	Gen	2662	2104	4766	2631	2201	4832	2366	1983	4349	2626	1990	4616
		SC	1630	1520	3150	1489	1419	2908	1042	1164	2206	1254	1084	2338
		ST	165	167	332	120	150	270	120	129	249	160	128	288
		OBC	669	702	1371	749	698	1447	603	658	1261	639	639	1278
		Total	5126	4493	9619	4989	4468	9457	4131	3934	8065	4679	3841	8520
10	RUDRAPRAYAG	Gen	1905	1678	3583	2073	1737	3810	1620	1733	3353	1754	1940	3694
		SC	872	601	1473	689	607	1296	514	502	1016	541	539	1080
		ST	0	1	1	2	2	4	0	2	2	2	1	0
		OBC	53	45	98	54	42	96	35	34	69	42	44	86
		Total	2830	2325	5155	2818	2388	5206	2169	2271	4440	2338	2523	4861
11	TEHRI GARHWAL	Gen	3963	3773	7736	4549	4395	8944	3217	3385	6602	3893	4166	8059
		SC	1351	1318	2669	1396	1430	2826	811	912	1723	959	1028	1987
		ST	7	10	17	4	5	9	6	7	13	2	8	10
		OBC	718	674	1392	784	839	1623	562	642	1204	624	728	1352
		Total	6039	5775	11814	6733	6669	13402	4596	4946	9542	5478	5930	11408
12	US NAGAR	Gen	5674	4610	10284	5041	4350	9391	4906	3978	8884	4324	3798	8122
		SC	3550	3368	6918	3215	3168	6383	2316	2350	4666	2102	2266	4368
		ST	1103	990	2093	1155	1092	2247	843	988	1831	1096	1189	2285
		OBC	6616	6100	12716	5475	5956	11431	4488	4293	8781	3587	4158	7745
		Total	16943	15068	32011	14886	14566	29452	12553	11609	24162	11109	11411	22520
13	UTTARKASHI	Gen	276	261	537	297	232	529	174	143	317	181	144	325
		SC	959	891	1850	1082	897	1979	627	721	1348	651	733	1384
		ST	28	35	63	47	37	84	39	28	67	27	35	62
		OBC	1971	1945	3916	2254	2115	4369	1610	1728	3338	1866	2071	3937
		Total	3234	3132	6366	3680	3281	6961	2450	2620	5070	2725	2983	5708
TOTAL	Gen	52823	45069	97892	50484	44985	95469	44438	40107	84545	46027	42213	88240	
	SC	23748	22185	45933	21749	20875	42624	14879	15956	30835	16109	16213	32322	
	ST	2888	2698	5586	2760	2719	5479	2317	2396	4713	2521	2821	5342	
	OBC	21441	19846	41287	20184	19179	39363	15224	15123	30347	15384	15465	30849	
	Total	100900	89798	190698	95177	87758	182935	76858	73582	150440	80041	76712	156753	

Source U-Dise 2017-18

Class-wise & Cast-wise Enrolment (Education Department)

S. No.	District	Caste	Class 9			Class 10			Class 11			Class 12		
			Boys	Girls	Total	Boys	Girls	Total	Boys	Girls	Total	Boys	Girls	Total
1	ALMORA	Gen	2630	3284	5914	2850	3313	6163	2073	2789	4862	2742	3391	6133
		SC	1609	1768	3377	1390	1531	2921	802	1119	1921	1012	1247	2259
		ST	1	4	5	4	9	13	6	8	14	14	9	23
		OBC	116	156	272	131	175	306	84	116	200	145	144	289
		Total	4356	5212	9568	4375	5028	9403	2965	4032	6997	3913	4791	8704
2	BAGESHWAR	Gen	783	982	1765	791	1139	1930	749	937	1686	811	1075	1886
		SC	690	736	1426	608	734	1342	498	546	1044	497	513	1010
		ST	3	3	6	3	3	6	0	3	3	3	5	11
		OBC	67	107	174	92	96	188	67	88	155	72	103	175
		Total	1543	1828	3371	1494	1972	3466	1314	1574	2888	1385	1697	3082
3	CHAMOLI	Gen	1949	2078	4027	1954	2200	4154	1880	1984	3864	2166	2263	4429
		SC	978	905	1883	925	912	1837	713	744	1457	718	703	1421
		ST	36	38	74	49	41	90	37	48	85	49	51	100
		OBC	52	65	117	58	50	108	35	50	85	43	69	112
		Total	3015	3086	6101	2986	3203	6189	2665	2826	5491	2976	3086	6062
4	CHAMPAWAT	Gen	1257	1522	2779	1146	1386	2532	965	1200	2165	955	1336	2291
		SC	484	519	1003	376	433	809	281	354	635	265	369	634
		ST	3	2	5	1	1	2	2	0	2	1	2	3
		OBC	132	125	257	97	120	217	82	103	185	58	97	155
		Total	1876	2168	4044	1620	1940	3560	1330	1657	2987	1279	1804	3083
5	DEHRADUN	Gen	1032	1330	2362	934	1416	2350	764	1184	1948	986	1382	2368
		SC	1121	1258	2379	964	1129	2093	500	845	1345	676	906	1582
		ST	683	911	1594	635	873	1508	482	694	1176	549	871	1420
		OBC	863	952	1815	772	931	1703	438	644	1082	512	714	1226
		Total	3699	4451	8150	3305	4349	7654	2184	3367	5551	2723	3873	6596
6	HARDWAR	Gen	270	371	641	191	318	509	93	173	266	52	109	161
		SC	1037	1345	2382	774	992	1766	296	487	783	165	345	510
		ST	15	19	34	18	10	28	4	15	19	1	2	3
		OBC	1315	1752	3067	905	1374	2279	396	750	1146	367	666	1033
		Total	2637	3487	6124	1888	2694	4582	789	1425	2214	585	1122	1707
7	NAINITAL	Gen	2375	2611	4986	2035	2455	4490	1617	2277	3894	2103	2418	4521
		SC	1613	1625	3238	1310	1463	2773	855	1226	2081	1089	1265	2354
		ST	43	41	84	39	61	100	26	31	57	20	32	52
		OBC	426	653	1079	300	575	875	162	466	628	216	461	677
		Total	4457	4930	9387	3684	4554	8238	2660	4000	6660	3428	4176	7604
8	PAURI	Gen	2783	2646	5429	2689	2904	5593	2408	2504	4912	2721	2840	5561
		SC	1238	1114	2352	1137	1129	2266	814	862	1676	892	932	1824
		ST	36	12	48	15	11	26	7	3	10	5	3	8
		OBC	86	78	164	77	67	144	52	44	96	55	58	113
		Total	4457	4930	9387	3684	4554	8238	2660	4000	6660	3428	4176	7604

9	PITHORAGARH	Total	4143	3850	7993	3918	4111	8029	3281	3413	6694	3673	3833	7506	
		Gen	1392	1421	2813	1365	1452	2817	1223	1329	2552	1504	1364	2868	
		SC	1340	1337	2677	1176	1247	2423	865	1030	1895	1003	69	86	155
		ST	58	92	150	48	90	138	43	367	551	918	400	534	934
10	RUDRAPRAYAG	Total	3258	3422	6680	3101	3353	6454	2498	2990	5488	2976	2901	5877	
		Gen	1420	1391	2811	1601	1464	3065	1304	1505	2809	1433	1707	3140	
		SC	755	534	1289	550	539	1089	446	453	899	471	472	943	
		ST	0	1	1	0	1	1	0	1	1	1	1	0	1
11	TEHRI GARHWAL	Total	2210	1960	4170	2193	2034	4227	1776	1986	3762	1937	2216	4153	
		Gen	2755	2951	5706	3296	3451	6747	2391	2796	5187	3051	3511	6562	
		SC	1177	1182	2359	1228	1292	2520	709	811	1520	844	928	1772	
		ST	1	6	7	0	1	1	0	0	0	0	0	1	1
12	US NAGAR	Total	4555	4746	9301	5213	5520	10733	3571	4180	7751	4443	5094	9537	
		Gen	1011	1334	2345	818	1279	2097	810	1103	1913	822	822	1116	1938
		SC	1357	1787	3144	1126	1689	2815	762	1167	1929	688	688	1211	1899
		ST	447	527	974	357	557	914	308	499	807	365	365	566	931
13	UTTARKASHI	Total	5099	6675	11774	4107	6633	10740	3294	4983	8277	2963	5111	8074	
		Gen	93	113	206	113	126	239	35	78	113	113	59	63	122
		SC	755	820	1575	893	810	1703	535	651	1186	579	579	677	1256
		ST	10	24	34	33	22	55	33	22	22	55	16	30	46
TOTAL	Total	39527	44274	83801	37324	44140	81464	27418	35416	62834	31646	38730	70376		
	Gen	1330	1675	3005	1198	1676	2874	946	1401	2347	1089	1651	2740		
	SC	7507	9394	16901	6807	9353	16160	4577	6898	11475	4781	7312	12093		
	ST	39527	44274	83801	37324	44140	81464	27418	35416	62834	31646	38730	70376		

Source U-Dise 2017-18

Chapter-3

Rashtriya Madhyamik Shiksha Abhiyan

Introduction

- National Programme for universalisation and quality improvement in secondary education.
- Declaration by Hon'ble Prime Minister on the Independence Day, 2007.
- Planning Commission of India in the Mid Term Appraisal of the Tenth Five Year plan recommended
- Setting up of a new mission for secondary education, on the lines of SSA.

Vision

- The vision is to make good quality secondary education available, accessible and affordable along with universalisation of secondary education.

Objectives

- Good quality secondary education to all young people in the age group of 14-18 years.
- To provide a secondary school within a reasonable distance of any habitation, i.e. should be 5 Km for secondary schools and 7-10 Km for higher secondary schools.
- Ensure Gross enrolment (GER) of 70% by 2012 and universal access to secondary education by 2017 (GER of 100%).
- Universal retention by 2020.
- Providing access to secondary education with special reference to economically weaker sections of the society, the educationally backward, the girls and the disabled children residing in rural areas and other marginalised categories like SC,ST, OBC & educationally backward minorities.
- Universal Assessibility of Secondary Schools, Equity, Social Justice, Curriculam Development, Gras School Development and Universalization of Secdondary Education.
- Physical facilities in every secondary schools, availability of teachers and officials according to State norme.

Target Group

- All the young people in the age group of 14-18 who have completed primary education up to class 8th.
- In the first phase for class 9th and 10th of Government schools.

Financial Pattern

- Central government aided scheme in which-
 - During the 11th Five Year Plan (2007-12) the Central Govt. will bear 75% and the State Govt. will bear the rest 25%.

- For the 12th Five Year Plan, the sharing pattern between the Centre and States will change to 50:50.

Approach and Strategy

In the context of universalisation of secondary education, large scale inputs in terms of additional schools, additional class rooms, teachers and facilities need to be provided to meet the challenge of numbers, credibility and quality. The strategy for universalizing access to secondary education and improving its quality are as follows:

- Access
- Quality
- Equity
- Institutional reforms and strengthening of Resource institutions

Access

- Up-gradation of upper primary schools/secondary schools (as per requirement and the State norms),
- Establishment of new secondary and higher secondary schools in unserved areas,
- The existing schools will be made disabled friendly and rain harvesting systems will be installed,
- New schools will also be set up in PPP mode,

Quality

- Providing required infrastructure like black boards, furniture, libraries, science and mathematics laboratories, computer labs, toilet cluster etc.
- Appointment of additional teachers,
- In-service training of Principals,
- Leadership training of Principals,
- Reviewing curriculum to meet the NCF 2005 norms,
- Reforms in examinations systems,
- Residential accommodation for teachers in rural and difficult hilly areas. Preference to be given to female teachers.

Equity

- Free lodging/boarding facilities for students belonging to SC,ST, OBC and minority communities,
- Hostels/residential schools, cash incentive, uniforms, books, separate toilets for girls,
- Providing scholarships to meritorious/needy students at secondary level,
- Inclusive education will be the hall mark of all the activities,
- Expansion of open and distance education.

Institutional Reforms & Strengthening of Resource Institutions

- Reforms in school governance-decentralizing their management and accountability,
- Rational policy of teacher recruitment, deployment, training, remuneration and career advancement,
- Under taking reforms in educational administration including modernization/e-governance and delegation/de-centralization,
- Maximum use of allotted physical and financial resources,
- Strengthening of SCERT, State Open School, SIEMAT and other institutions,
- Involvement of Panchayati Raj Institutions, teachers and parents in school management.

Pre Project Activities

- For effective implementation of the Scheme at the State level, a Society- "Uttarakhand Sabhi Ke Liye Madhyamik Shiksha Parishad" formed,
- For the functioning and monitoring of the activities under RMSA, different committees constituted at the State and district levels,
- For the functioning and monitoring of the activities under RMSA, School Management and Development committee and its two subcommittees namely Academic committee and Construction committee constituted at school level,
- Secondary Education Management Information System (SEMIS) established,
- Collection of data in SEMIS format from school,
- Strengthening of District Education Office and Block Education Office,
- Availability of infrastructure in District Education Office and Block Education Office,
- School mapping for establishment/up gradation of secondary schools,
- Identification of schools for up gradation,
- Base line survey of schools and districts,
- Formation/training of District Core Team,
- Environment Building Programme for awareness of the scheme,
- Separate bank accounts for RMSA in schools, districts and the State level.

Major Interventions

- **Physical Resources,**
 - Construction of class rooms,
 - Construction of library rooms,
 - Construction of science laboratories,
 - Construction of computer rooms,
 - Construction of art- craft room,
 - Construction of Headmaster/Principal's room,
 - Construction of office room,

- Separate toilet blocks and drinking water facilities for girls and boys,
- Strengthening of sports fields,
- Major repair as per need of the schools,
- To provide residential facility for teachers in remote areas,
- Arrangement of library, science laboratory and computers in schools,
- Arrangement of furniture in schools,
- To make all schools disabled friendly,
- Arrangement of educational equipment in schools.

Human resources

- To provide human resources in New/Upgraded schools as per the State Norms.
 - Headmaster/Principal,
 - Regular trained teachers,
 - Part time teachers,
 - Office assistant/Duftery,
 - Laboratory assistant,
- New sections in existing schools,
 - Arrangement of trained regular teachers as per student teacher ratio i.e. 1:1.5.

Other

- Annual recurring school grant of Rs. 50,000.00 (Rs. Fifty thousand only) for equipment/ goods of educational activity, sports, music and recurring charges for school development, electricity, telephone internet, water etc.,
- Annual grant for subscription of news papers & magazines, buying of books etc.,
- Annual grant for Laboratory apparatuses,
- Annual grant for maintenance and repair,
- Five days residential training for all regular working teachers,
- Arrangement of educational excursion tours and science exhibitions for children,
- Programme for dropout/out of school children to bring back and attach them in main stream of education,
- Arrangement of different incentives for special target groups GHS viz. SC/ST/OBC/minority/girls,
- Strengthening of SCERT, State Open School , SIEMAT and other institutions,
- Establishment of guidance and counselling bureau at the State level.

Chapter-4

Project : Management, Planning & Implementation

"Uttarakhand Sabhi Ke Liye Madhyamik Shiksha Parishad" has been constituted under Societies Registration Act, 1960 on 7th February 2009 with reference to the chapter 8 sub section 8.2 of the guidelines as prescribed by Govt. of India. The main objective of the formation of the Society is for functioning, monitoring and quality education in school education with regard to different schemes assisted by the State and the Central Govt. like Rashtriya Madhyamik Shiksha Abhiyan (RMSA), Information and Communication Technology (ICT), Inclusive Education for Disabled at Secondary Stage (IEDSS), Girls hostel etc.

To achieve the goal of the Society following committees have been constituted-

General Assembly

1	Chief Minister, Uttarakhand	Chairman (Ex-officio)
2	School Education Minister, Uttarakhand	Vice chairman (Ex-officio)
3	Minister of Finance and Planning, Uttarakhand	Member
4	Minister of Social Welfare, Woman Empowerment and Child Development, Uttarakhand	Member
5	Chief Secretary, Uttarakhand	Member (Ex-officio)
6	Secretary School Education, Uttarakhand	Member (Ex-officio)
7	Secretary Social Welfare, Uttarakhand	Member (Ex-officio)
8	Secretary Development and Panchayati Raj, Govt. of Uttarakhand	Member (Ex-officio)
9	Additional Secretary School Education	Member (Ex-officio)
10	Director SCERT	Member (Ex-officio)
11	Additional Project Director, RMSA	Member (Ex-officio)
12	Three members of Nongovernmental organization working in the field of education in state nominated by state govt. (minimum one woman and one from SC/ST category).	Member
13	Head of the academic and technical institution working in the field of resource development nominated by state govt. (Maximum 05)	Member
14	(a) Well deserve and dedicated three teacher nominated by state govt. (minimum are woman and one from SC/ST category). (b) Three principals with outstanding dedication and fame in secondary education nominated by state government, minimum one woman and one from SC/ST category.	Member Member
15	Other Ex-officio member of state govt. (a) Head of the committee from selected district (b) Three Head of Department of elementary/secondary education from SCERT. (c) Working Head of District Task Force.	Member Member Member

16	(a) Representative of Govt. of India Nominated representative from MHRD (b) Director NCERT, New Delhi (c) Director NUPA, New Delhi (d) Two educationists of famous for their experience and teaching aptitude nominated by Govt. of India and State Govt. (e) Director National education council, New Delhi (f) Vice-Chancellor Garhwal and Kumaun University	Member Member Member Member Member Member
17	Director General, School Education	Member Secretary (Ex-officio)

Executive Committee

1	Chief Secretary Uttarakhand Govt.	Chairman (Ex-officio)
2	Secretary School Education Uttarakhand Govt.	Vice Chairman (Ex-officio)
3	Secretary of Finance and Planning Uttarakhand Govt. or representative	Member
4	Secretary, Rural Development and Panchayati Raj, Govt. of Uttarakhand	Member
5	Additional Secretary School Education, Uttarakhand Govt.	Member (Ex-officio)
6	Additional Director School Education	Member (Ex-officio)
7	Director Women empowerment and child development or representative.	Member (Ex-officio)
8	Two selected head of district task force nominated by chairman (cyclic order)	Member
9	Two Directors/representatives of state level academic and technical resource agencies nominated by the state govt.	Member
10	One educationist without teaching aptitude and experience nominated by state and central govt.	Member
11	One Female Member nominated by the chairman, with specific capacity in formal and innovative education.	Member
12	Person from non -governmental organization with specific quality to work with SC/ST communities nominated by chairman.	Member
13	Director SCERT Uttarakhand	Member
14	Secretary, Uttarakhand Board of Secondary Education	Member
15	Director General/State Project Director, RMSA	Secretary (Ex-officio)

State Programme Committee

1	Secretary, School Education, Uttarakhand	Chairman
2	Representative of NIEPA, NCERT, SCERT, SIEMAT, Garhwal and Kumaun University	Members
3	Finance Controller, SPO, RMSA	Member
4	Director General/State Project Director (RMSA)	Member Secretary

Sub-committees of the Executive Committee

The manual of the Society vide section 44 confers the Executive Committee, the right to constitute different sub-committees to conduct the different programmes and delegate the powers to these committees. Hence, the Finance Committee and the Programme Monitoring Committees have been constituted as subcommittees by the Executive Committee-

Finance Committee

1	Principal Secretary Finance, Govt. of Uttarakhand	Chairman
2	Secretary School Education, Govt. of Uttarakhand	Member
3	One representative of finance department nominated by Principal Secretary or Secretary Finance.	Member
4	Additional Secretary (Secondary Education)	Member
5	Additional Secretary (Basic Education)	Member
6	Additional Secretary (Planning)	Member
7	State Project Director, SSA	Member
8	Additional Director SCERT	Member
9	Additional Director SIEMAT	Member
10	Additional Director School Education	Member
11	Finance Controller SSA	Member
12	Finance Controller RMSA	Member
13	Finance Controller School Education	Member
14	Additional State Project Director RMSA	Member
15	Nominated representative of govt. of India	Member
16	Director General/State Project Director RMSA	Secretary Member

The main objective of the Finance Committee is to scrutinize the proposals financially, Financial approval for new programmes to be under taken, advising the Executive Committee on financial matters and all other duties as assigned by the Chairman of the Executive Committee.

Programme Monitoring Committee

1	Secretary School Education Govt. of Uttarakhand	Chairman
2	Additional Secretary Finance Govt. of Uttarakhand	Member
3	Additional Secretary (Secondary Education)	Member
4	Additional Secretary (Basic Education)	Member
5	Additional Secretary (Planning)	Member
6	State Project Director, SSA	Member
7	Additional Director SCERT	Member
8	Additional Director SIEMAT	Member
9	Additional Director School Education	Member
10	Additional State Project Director RMSA	Member
11	Additional State Project Director SSA	Member
12	Secretary, Uttarakhand School Education Shiksha Parishad Ramnagar	Member
13	One District Project Officer (RMSA) nominated by Secretary School Education	Member
14	One Block Education Officer nominated by Secretary School Education	Member

15	Representative of Non-governmental organizations working in the field of education nominated by chairman.	Member
16	Representative of recognized Govt. teacher association.	Member
17	Representative of recognized secondary teachers association.	Member
18	Director General/State Project Director, RMSA	Member Secretary

The Main objective of the Programme Monitoring Committee is to prepare the plan and ensure functioning and monitoring as per the rights and duties delegated by the Chairman of the Executive Committee. The Chairman of Programme Monitoring Committee as been delegated the right to take the prompt decision in favour of the project under instantaneous needs and get the decisions endorsed in the forthcoming meeting of Executive Committee.

District Project Committee

District Project Committee of RMSA has been constituted at the District Level under the chairmanship of the concerned District Magistrate.

1	District Magistrate	Chairman
2	District Education Officer	Vice Chairman
3	Finance and Account Officer (Secondary Education)	Member
4	Additional District Education Officer (Basic)	Member
5	District Social Welfare Officer	Member
6	Chief Medical Officer	Member
7	District in charge of National Information Centre	Member
8	Assistant Finance and Account Officer (Secondary Education) related district	Member
9	Representative of non-governmental organization nominated by Chairman	Member
10	One Educationist nominated by Chairman	Member
11	Representative of social archivist working in the field of education nominated by Chairman	Member
12	One District Panchayat Member nominated by Chairman District Panchayat (Cyclic order)	Member
13	One Block Panchayat Pramukh nominated by chairman	Member
14	One representative of SC/ST/OBC nominated by chairman	Member
15	One chairman of SMDC/PTA nominated by district education officer	Member
16	One representative nominated by State Project Director	Member
17	Two Principals/Headmaster Intermediate/High School nominated by DEO minimum one female representative	Member
18	One Representative of recognized Govt. teacher/secondary teacher association	Member
19	District Education Officer (Secondary)/District Project Officer	Member Secretary

School Level Committee

School Management and Development Committee

At the school level, a School Management and Developments Committee (SMDC) constituted, which is responsible for making the perspective and annual work plans at the school level. A savings bank account is opened in the name of the concerned SMDC of every school in the nearby branch of any nationalized bank. The following is the structure is proposed for SMDC at the school level-

1	Principal	Chairman
2	Senior teacher	Member Secretary
3	Teacher (Social Science)	Member
4	Teacher (Science)	Member
5	Teacher (Mathematics)	Member
6	Male Guardian	Member
7	One Female Guardian	Member
8	Two Panchayat Member/Ward Member	Member
9	One representative of SC/ST Category	Member
10	One representative of Educationally backward cadre	Member
11	One Member of Mahila Dal	Member
12	One Member of Education Development Committee of every village resaved by school	Member
13	Three members with science, art and cultural background Nominated by DPO/DEO	Member
14	One Education Office Nominated by DEO	Member
15	One representative of Finance and Accounts	Member

The meeting of SMDC is held minimum once in every three month. SMDC is comprised of two subcommittees-

- (1) School Construction Monitoring Committee
- (2) Educational Committee.

These committee is constituted as follows-

1. School Construction & Monitoring Committee

The Committee takes stock of the School Planning, estimates, management inspections, monitoring, reporting, maintenance of accounts, and presentation of accounts in the meetings of SMDC and village education committee. The committee is be as follows-

1	Principal	Chairman
2	Member Panchayat (nominated by Gram Pradhan/ward member (urban area)	Member
3	One Guardian nominated by PTA	Member
4	Junior Engineer(expertise in construction work)	Member Secretary
5	One member of Finance and Account cadre	Member

The meeting of school construction committee is be held once in every three months. The committee monitors the different construction works being under taken in the school regularly. After the start of construction work, the evaluation will be done by third party technical institute/ institution which will give its report after completion of 25%, 50%, & 75% of the work respectively. Construction work is done by the construction agency in school.

2. Educational Committee

The committee is responsible for all educational activities, planning, management, monitoring, supervision, SEMIS, quality education, equity, children with special needs, student-teacher attendance, teacher training, guidance & Counselling, student achievement and curricular activities. The members of the committee are as follows-

1	Principal	Chairman
2	Guardians of one student studying in all secondary classes	Member
3	One Astt. Teacher each of the following subjects: Science/Maths, Social Science, Language (Hindi/English), Art/Physical Education	Member
4	One member to be nominated by the Principal	Member Secretary

Parent-Teacher Association

Parents Teacher Association is constituted in every school. The meeting of this association is held minimum once in every month. Every teacher maintains a register in which suggestions and complaints of the guardians will be registered and the principal sees and insures that actions are taken as per suggestions and complaints, regularly. This register is produced in the monthly meetings of SMDC.

Planning Process

For Effective planning of RMSA, the State has adopted four tier planning process.

1. Creation of Planning Core Group at different Level

Planning Committee are created at different levels, comprising of project functionaries, education department functionaries, other department functionaries, NGO's representatives, public representatives and parents there are:-

- State Level Planning Committee
- District Level Planning Committee
- Block Level Planning Committee
- School Level Planning Committee

2. Orientation and Capacity Building of Planning Committee

All of the members of these committees are trained for their capacity building pertaining to planning and implementation issues.

3. School Mapping

- School mapping is a geographical and mathematical exercise, on the basis of this exercise we can identify served and unserved habitations according to norms.
- This is a transparent method to open or up gradation of schools according to norms.
- On the basis of this, proposals prepared to open new primary, upper primary, secondary and higher secondary schools.
- For school mapping at first habitations identified. Geographical maps of habitations lying in a clusters boundary have to be prepared, which is an administrative unit for school mapping.
- On the basis of geographical map distance between habitations marked in map.
- Distance matrix prepared on the basis of distance between habitations.

For example

For Primary Schools

Distance (Km.)	Habitation-1	Habitation-2	Habitation-3
Habitation-1	0	2	1
Habitation-2	2	0	0.8
Habitation-3	1	0.8	0

- After distance matrix 0-1 grade matrix has to be prepared. For example to open a new primary school the norm is of 1 km .so all the distance which is equal or less than 1 km denoted as 0 and more than 1 km are denoted as 1.

For example

0-1 Grade Matrix (1 >= 0, 1 <= 1)

Distance (Km.)	Habitation-1	Habitation-2	Habitation-3
Habitation-1	0	1	0
Habitation-2	1	0	0
Habitation-3	0	0	0

On the basis of grade matrix, new primary school will be opened in hab-3 which will serve to other two habitations.

- So that on the basis of school mapping opening of new school in hab-3 is purely a transparent decision. All three habitations will get school facility within 1 km radius.
- Without school mapping all three habitations will demanding for school, which is not good for planning and budgeting.

Same this process can adopt to open upper primary schools (norm 3 km), secondary schools (norm 5 km) and senior secondary schools (norm 7 km).

Served and Unserved Habitations on the Basis of School Mapping (Secondary School)

SN	District	Total habitations	Served habitations	Unserved habitations	GAR
1	Almora	3618	3379	239	93.39
2	Bageshwar	962	859	103	89.29
3	Chamoli	2051	1808	243	88.15
4	Champawat	1246	1078	168	86.52
5	Dehradun	1634	1459	175	89.29
6	Haridwar	823	783	40	95.14
7	Nainital	1983	1682	301	84.82
8	Pauri	3640	3546	94	97.42
9	Pithoragarh	3170	3009	161	94.92
10	Rudraprayag	985	942	43	95.63
11	Tehri	2557	2240	317	87.60
12	U.S. Nagar	1214	1157	57	95.30
13	Uttarkashi	1167	1008	159	86.38
Total		25050	22950	2100	91.62

Source:-AWP&B 2018-19

4. Work Plan Preparation

School Development Plan is prepared at School level. District level work plan is prepared after compilation and analysis of School Development Plan at Block level.

5. Implementation and Effective Monitoring

After the approval of Annual Work Plan & Budget (AWP&B) from GOI, it is implemented through School Management and Development Committee at school level. Work Plan is monitored by Block, District and State level committee/functionaries.

Project Implementation

State Project Office at state level and District Project Office at district level are established for project implementation. Block Education Officer is nominated as Ex-Officio, Block Project Officer at block level. Employees are deputed on deputation or outsourcing basis in State Project Office and District Project Office, State Government rules and regulations on deputation or rules and regulations of outsourcing agency are applicable on the same. The lien of employee is maintained in his/her department on deputation. The detail of sanctioned post at different level is following-

Sanctioned, Working & Vacant Posts under RMSA

(As on 31st March, 2018)

Name of Office	Details of Post	Sanctioned	Working	Vacant	Type of Posting
Uttarakhand Sabhi Ke Liye Madhyamik Shiksha Parishad, State Project Office, Dehradun	State Project Director	1	1	0	Ex-Officio, Director General, School Education
	Additional State Project Director	1	1	0	Deputation
	Finance Controller	1	1	0	Ex-Officio, Finance Controller, School Education
	Joint State Project Director	2	2	0	Deputation
	Finance Officer	1	0	1	Deputation
	Assistant State Project Director	4	3	1	Deputation
	Administrative Officer	1	1	0	Deputation
	Executive Engineer	1	1	0	Contractual
	Assistant Engineer	1	0	1	Contractual
	Accountant	1	1	0	Deputation
District Project Office, Uttarakhand Sabhi Ke Liye Madhyamik Shiksha Parishad	Computer Operator	3	3	0	Outsourcing
	Peon	3	2	1	Outsourcing
	District Project Officer	13	13	0	Ex-Officio, ADEO (Madhyamik)
	District Resource Person (Academic, Evaluation & Innovation)	13	10	3	Deputation
	District Resource Person (Construction, Planning & SEMIS)	13	1	12	Deputation
	Assistant Account Officer	13	4	9	Deputation
Block Project Office	Accountant	13	12	1	Deputation
	Computer Operator	13	13	0	Outsourcing
Block Project Office	Block Project Officer	95	95	0	Ex-Officio, Block Education Officer

Implementation of Right to Information Act-2005 (RTI Act)

Public Authority Unit under Right to Information Act-2005 has been constituted vide Education Secretary's GO no. 385/XXIV-5/2010, dated 12th November, 2010. The Joint State Project Director (Academic) is designated Public Information Officer while Additional Director, School Education, Head Office is designated Appellate Authority. Similarly the concerned District Project Officer, RMSA of all the DPOs are designated Public Information Officer while the District Education Officer are designated Appellate Authority. The State and District level units are committed to provide information to the public at large on the works undertaken under the Project.

Details of request application and appeal for year 2016-17 under Right to Information Act-2005:-

Request Application Form			First Appeal		
Total received application	Total disposed off application	Total rejected application	Total received first appeal application	Total disposed off first appeal application	Total rejected first appeal application
26	26	0	1	1	0

Chapter-5

PAB Approved Annual Work Plan & Budget 2017-18

Govt. of India has approved the budget for different components for RMSA in the year 2017-18 The details are:-

(Rs. in lakh)

S. No.	Activity		Approved Budget		
			Physical	Unit Cost	Financial
1	2		3	4	5
RMSA					
Non-Recurring					
1.	Strengthening of Existing Schools				
1.1	Additional Class Room		4	15.34	61.36
1.2	Art/Craft Room		13	15.34	199.42
1.3	Lab Equipment (Sci. Lab)		12	1.00	304.89
1.4	Library Room		15	20.326	184.89
1.5	Science Lab		12	15.34	184.08
	Total for Strengthening of Existing Schools				761.75
	Total for Non-Recurring				761.75
Recurring					
2	Annual Grant				
2.1	School Grant		2252	0.5	1126.00
	Total for Annual Grant				1126.00
3	Staff for Previous Year Schools				
3.1	Head Masters		131	7.12584	933.49
3.2	Subject Teacher		1284	5.70432	7324.35
	Total for Staff for Previous Year Schools				8257.84
4	Community Mobilization				
4.1	SMDC Training		4580	0.006	27.48
	Total for Community Mobilization				27.48
5	Training				
5.1	In-service Training of Teachers including HMs in Teaching (ICT, IEDSS, RMSA etc.)		5476	0.03	164.28
5.2	Training for Educational Officer (DEOs/Principals/Administrators)		13	0.009	0.12
5.3	Training of SRGs (SLDP)		50	0.03	1.50
	Total for Training				165.90
6	Quality Components				
6.1	Professional Development Programme for Principals		475	0.048	22.80
6.2	Shaala Siddhi		2640	0.006	15.84
	Total for Quality Components				38.64

7	Project on Science & Maths (RAA)				
	7.1	Excursion Trip for Students within State	46303	0.002	92.61
	7.2	Exposure Visit outside State	130	0.02	2.60
	7.3	In-service Training of Maths & Science Teachers	3136	0.03	94.08
	7.4	Maths Kit	650	0.011	7.15
	7.5	Science Exhibition / Book Fair	13	1.00	13.00
	7.6	Science Kit	650	0.054	35.10
	Total for Project on Science & Maths (RAA)				244.54
8	Project – Enhancement of Learning Achievement in Education				
	8.1	Assessment Tool	2252	0.005	11.26
	8.2	Model Test	4	0.50	2.00
	8.3	Printing	92605	0.0006	55.56
	Total for Project – Enhancement of Learning Achievement in Education				68.82
9	Project – Unnati				
	9.1	Evaluation & Assesment	674	0.005	3.37
	9.2	Facilitator	674	0.2	134.80
	9.3	Study Material	27778	0.0015	41.67
	Total for Project – Unnati				179.84
10	Project – Kala Utsav				
	10.1	Kala Utsav	1	10.00	10.00
	10.2	TA/DA Allowance for National Level	50	0.02	1.00
	Total for Project – Kala Utsav				11.00
11	Equity Components				
	11.1	Educational Backward Minorities Orientated Activities	244	0.18	43.92
	Total for Equity Components				43.92
12	Project – Girls Empowerment				
	12.1	Inspiration/Motivation Camp for Girls Students	2152	0.025	53.80
	12.2	Training in Martial Arts to al girls/Self Defence	244	0.09	21.96
	Total for Project – Girls Empowerment				75.76
13	Project – IT/e-governance				
	13.1	Shaala Darpan	190	0.2	38.00
	Total for Project – IT/e-governance				38.00
Total for Recurring					10277.74
Total for RMSA					11039.49
IEDSS					
Recurring					
14	Recurring				
	14.1	Environment Building Programme	95	0.1	9.50
	14.2	Salary (Previous Spl. Educators)	36	2.16	77.76
	Total for Recurring				87.26

15	Student Oriented Activities				
	15.1	Assistive Devices, Equipments and TLM	767	0.00757	5.81
	15.2	Books & Stationery (Inc. Braille Books for Blind and Large Print Books for Low Vision)	985	0.0055	5.42
	15.3	Escort Allowance	50	0.036	1.80
	15.4	Identification and Assessment (Medical Assessment Camps)	1261	0.002	2.52
	15.5	Stipend for Girls	494	0.02	9.88
	15.6	Uniform	985	0.0055	5.42
	Total for Student Oriented Activities				30.85
Total for Recurring					118.11
Total for IEDSS					118.11
VE					
Recurring					
16	Recurring Support				
	16.1	Cost of providing Hands Training Students(Prev.)	80	0.375	30.00
	16.2	Flexible Pool for Engaging Resource Persons (prev.)	80	7.25	580.00
	16.3	Office Expenses/Contingencies for new school(Prev.)	80	1.00	80.00
	16.4	Raw material grant for new school per course (Prev.)	80	0.7	56.00
	Total for Recurring Support				746.00
17	Teacher Training				
	17.1	Induction training of Teachers (prev.)	160	0.11	17.60
	Total for Teacher Training				17.60
Total for Recurring					763.60
Total for VE					763.60
GH					
Recurring					
18	Recurring				
	18.1	Asstt. Cook (Two)	38	0.3	11.40
	18.2	Chowkidar	19	0.36	6.84
	18.3	Electricity/Water per year	19	0.6	11.40
	18.4	Fooding/lodging expenditure for Girls Child	1900	0.15	285.0
	18.5	Head Cook (One)	19	0.36	6.84
	18.6	Honorarium of Warden (in addition to her salary teacher)	19	0.6	11.40
	18.7	Maintenance per year	19	0.4	7.60
	18.8	Medical care	1900	0.0075	14.25
	18.9	Miscellaneous	19	0.4	7.6
	18.10	Newspaper/Magazines	19	0.2	3.8
	18.11	Rent	1	1.8	1.8
	18.12	Toiletries and sanitation	1900	0.01	19.00
	Total for Recurring				386.93
Total for Recurring					386.93
Total for GH					386.93
MMER (Intg. RMSA)			1	492.3243	492.324
Grand Total					12800.454

Chapter-6

School Upgradation

Access the Secondary Education

For the access to Secondary Education the Upper Primary Schools are upgraded as per norms, which are:-

1. Govt. upper primary school which have no secondary school within the periphery of 5km.
2. The no. of expected students in class IX should be 25 in upgraded schools.

In every upgraded school, the physical and human resources which have been sanctioned are as follows:-

(Upgradation of Govt. Upper Primary Schools to High School Level)

S.No.	Year	No. of Schools
1	2009-10	23
2	2010-11	58
3	2011-12	147
4	2012-13	0
5	2013-14	42
6	2014-15	0
7	2015-16	09
8	2016-17	01
9	2017-18	0
Total		280

The following Physical and Human Resources are sanctioned in each Upgraded school:

S.No.	Physical Infrastructure	No.
1	Class Room	
	(i) One Section School	02
	(ii) Two Section School	04
2	Integrated Science Laboratory Room	01
3	Principal Room	01
4	Office Room	01
5	Library Room	01
6	Computer Room	01
7	Art & Craft Room	01
8	Toilet Block	01

S.No.	Human Resource	No.
1	Head Master*	01
2	Assistant Teacher (LT) *	
	(i) Hindi	01
	(ii) Science	01
	(iii) Mathematics	01
	(iv) Social Science	01
	(v) English	01
3	Senior Assistant	01
4	Chaukidar (Outsorcer)	01

- * School Education Directorate deutes the Head Masters, Assistant Teachers and non academic staff (01 Senior Assistant & 01 Group D employee (outsourcing))

Recruitment of Teachers in Govt. Secondary School is being done through three sources.

1. Direct Recruitment - 60% from new applicants.
2. Direct Recruitment through Departmental Exam - 10% from elementary Teachers.
3. Promotion/Adjustment - 30% from elementary Teachers on the basis of seniority and merit.

Status of Districtwise and Yearwise School Upgraded and Functioning

S. No.	District	2009-10		2010-11		2011-12		2013-14		2015-16		2016-17	
		Sancti oned	Func ti oned	Sanctio ed	Function ed	Sanctio ed	Func ti oned	Sancti oned	Func ti oned	Sanctio ned	Func ti oned	Sancti oned	Func ti oned
1	Dehradun	03	03	04	04	08	08	12	12	0	0	0	0
2	Haridwar	02	02	07	07	09	09	7	7	05	05	0	0
3	Tehri	03	03	03	03	12	12	4	4	01	01	0	0
4	Uttarkashi	01	01	03	03	13	13	1	1	01	01	0	0
5	Pauri	01	01	03	03	10	10	1	1	0	0	0	0
6	Chamoli	02	02	05	05	11	11	3	3	01	01	0	0
7	Rudraprayag	01	01	02	02	03	03	1	1	0	0	0	0
8	Almora	04	04	07	07	14	14	3	3	0	0	0	0
9	Bageshwar	02	02	05	05	08	08	2	2	01	01	0	0
10	Champawat	0	0	05	05	11	11	4	4	0	0	0	0
11	Nainital	01	01	05	05	07	07	0	0	0	0	0	0
12	Pithoragarh	02	02	06	06	22	22	0	0	0	0	0	0
13	US Nagar	01	01	03	03	19	19	4	4	0	0	01	0
Total		23	23	58	58	147	147	42	42	09	09	01	0

Physical Resources in Upgraded School

The schools upgraded in year 2009-2018 are equipped with following resources:-

Sanctioned Physical Resources

S.No.		Per School	Sanctioned	
			No. of School	No. of Infrastructure
1	Class Room	02/04	280	666
2	Head Master Room	01	280	280
3	Office Room	01	280	280
4	Library Room	01	280	280
5	Computer Room	01	280	280
6	Science Laboratory Room	01	280	280
7	Art & Craft Room	01	280	280
8	Toilet Block	01	280	280
9	Lab Equipment	01	280	280

Chapter-7

Strengthening of Schools

Construction Work

Irrigation Department, Rural Works Department, Public Works Department & School Management Committee/School Management and Development Committee are involved in the construction work of RMSA. MOU has been signed with these agencies at district level.

Construction Agencies prepare detail estimates and maps after physical verification of civil work sites which are approved by the Technical Advisory Committee (TAC) of State Government. Local Community donate land free of cost for each civil work.

Construction Work and Unit Cost Norm

Govt. of India has fixed the unit cost for upgraded school buildings and other construction works. So, the State Govt. has decided to fix different unit cost for hilly and plain areas based on Delhi Schedule of Rates. If additional cost for construction work under RMSA is exceeded by the approved cost given by the GOI then the additional cost will be provided by State Govt.

Year-wise Progress of Construction Work

(As on March, 2018)

Year	Up-gradation				Strengthening			
	Sanc.	Complete	In Progress	Un Started	Sanc.	Complete	In Progress	Un Started
2009-10	22	20	2	0	379	377	2	0
2010-11	55	52	3	0	126	124	2	0
2011-12	140	126	13	1	0	0	0	0
2013-14	35	34	0	1	32	32	0	0
2014-15	0	0	0	0	162	142	20	0
2015-16	9	0	5	4	0	0	0	0
2016-17	19	0	5	14	175	1	11	163
2017-18	0	0	0	0	15	0	0	15
Total	280	232	28	20	889	676	35	178

Year-wise Progress of Construction of Strengthening of Schools

(As on March, 2018)

Year	Name of Work	Sanctioned	Complete	In Progress	Un Started
2009-10	Class Room	132	128	4	0
	Laboratory Room	72	72	0	0
	Library Room	66	66	0	0
	Art/Craft Room	40	40	0	0
	Computer Room	50	50	0	0
	Toilet Block	197	197	0	0

2010-11	Class Room	229	223	6	0
	Laboratory Room	67	65	2	0
	Library Room	110	107	3	0
	Art/Craft Room	119	116	3	0
	Computer Room	120	117	3	0
	Toilet Block	126	123	3	0
2013-14	Class Room	27	27	0	0
	Laboratory Room	13	13	0	0
	Library Room	26	25	1	0
	Art/Craft Room	31	31	0	0
	Computer Room	20	20	0	0
	Toilet Block	4	4	0	0
2014-15	Class Room	183	159	24	0
	Laboratory Room	113	94	19	0
	Library Room	131	108	23	0
	Art/Craft Room	155	131	24	0
	Computer Room	119	97	22	0
	Toilet Block	48	38	10	0
2016-17	Class Room	136	2	12	122
	Laboratory Room	94	0	6	88
	Library Room	162	1	10	151
	Art/Craft Room	167	0	11	156
	Computer Room	122	0	5	117
	Toilet Block	24	0	0	24
2017-18	Class Room	4	0	0	4
	Laboratory Room	12	0	0	12
	Library Room	15	0	0	15
	Art/Craft Room	13	0	0	13
	Computer Room	0	0	0	0
	Toilet Block	0	0	0	0
Total	Class Room	711	539	46	126
	Laboratory Room	371	244	27	100
	Library Room	510	307	37	166
	Art/Craft Room	525	318	38	169
	Computer Room	431	284	30	117
	Toilet Block	399	362	13	24

Chapter-8

Quality Related Programme

Structure, Available Human Resources, Resource Groups

The Academic, Training and Innovation wing is looking after quality related issues in Secondary Education under RMSA Uttarakhand. At the State level 02 Joint State Project Director and 02 Assistant State Project Directors, are posted in this wing. In all of the 13 districts, 13 DPO's and 13 District Resource Persons are working for RMSA at district level. State Nodal Agency for Quality is SCERT and Management related activities done by SIEMAT.

State Resource Group (SRG)

The State Resource Group for Academic, Training and Innovations has also been constituted with 57 odd members at present which meets once a year.

The details of the SRG meeting is as under:-

S. No.	Date	No. of members present	Key issues discussed
1	13-14 Dec, 2010	49	Academic, Training and innovation related issues teacher training, head master training, DRG, monitoring, science lab, Math lab, English lab, Arts & Craft activities, Promotion of science, teacher excursion, student excursion, AWP&B interventions for 2011-12 etc.
2	23-24 Feb, 2012 (Once in a year)	33	Academic, Training and innovation related issues teacher training, head master training, DRG, monitoring, science lab, Math lab, English lab, Arts & Craft activities, Promotion of science, teacher excursion, student excursion, Continuous comprehensive evaluation, school gradation. AWP&B interventions for 2011-12, AWP&B interventions for 2012-13
3	08-10 November 2012	57	Established Guidance and Counseling cell, training related issues, Academy, Effective function of SMDC, intervention for AWP&B 2013-14.
4	20 January 2014	27	Inclusion of computer, Library periods in school time table, promotion of local art and craft, use of integrated lab, provision of news paper since start of academic year, use of ICT, Guidance and Counseling outcome of LLA, Social audit, Division of Syllabus AWP&B 2014-15.

Principal/Headmaster Training

Cumulative Progress of Principal/Headmaster Training 2009-10 to 2017-18

Intervention	Year	Physical Target	Achieved Target	Budget	
				Released by GoI in lakhs	Audited Expenditure
Principal training	2009-10	0	0	0.00	0.00
	2010-11	2195	2169	21.95	0.74
	2011-12	2149	1956	32.235	21.94
	2012-13	0	0	0.00	0.00
	2013-14	1033	968	15.49	14.52
	2014-15	50	45	1.50	1.35
	2015-16	225	223	10.80	10.70
	2016-17	475	367	22.80	17.62
	2017-18	475	0	22.80	0.00

Source: DPO Office 2017-18

In-Service Teacher Training

Cumulative Progress of Teachers Training 2009 -10 to 2016-17

Intervention	Year	Physical Target	Achieved Target	Budget	
				Released by GoI in lakhs	Audited Expenditure
Teacher training	2009-10	0	0	0.00	0.00
	2010-11	17264	257	195.92	22.90
	2011-12	14260	8677	213.90	109.99
	2012-13	3694	1987	1987	29.80
	2013-14	12924	7707	193.86	115.61
	2014-15	6889	5455	103.34	77.70
	2015-16	4757	4329	142.71	129.87
	2016-17	10647	9645	319.41	289.35
	2017-18	8612	8251	257.07	205.94

SCERT has developed training package after TNA on Science, Maths, English, Hindi & Social Studies.

Teacher training conducted at district/block level in the supervision of Nodal Officer-Block Education Officer/District Education Officer (Secondary) and faculty of SCERT. The progress of trained teachers as follows:

Progress of Trained Teacher 201 7-18

S. No.	Name of the District	Hindi, English & Social Study		Maths & Science		Total	
		Target	Progress	Target	Progress	Target	Progress
1	Almora	708	684	336	343	1044	1027
2	Bageshwar	271	257	150	128	421	385
3	Chamoli	414	416	233	218	647	634
4	Champawat	223	223	121	114	344	337
5	Dehradun	434	429	282	269	716	698
6	Haridwar	185	185	129	129	314	314
7	Nainital	496	455	280	276	776	731
8	Pauri	668	668	395	395	1063	1063
9	Pithoragarh	380	356	286	255	666	611
10	Rudraprayag	251	249	148	153	399	402
11	Tehri	795	747	436	395	1231	1142
12	U.S. Nagar	288	271	160	152	448	423
13	Uttarkashi	363	323	180	161	543	484
Total		5476	5263	3136	2988	8612	8251

Training Strategy

In service teachers training has been conducted by SCERT. NCERT New Delhi has developed training package of Maths, Science and generic topics. So the integrated training package of Hindi, English, Maths and Science has been developed by SCERT Uttarakhand as per the direction of NCERT and RIE Ajmer. The training package of physical education has already being prepared by SCERT. The following areas have been included in the training package regarding TNA as follows:-

1. National Curriculum Framework 2005.
2. National Curriculum Framework 2009 for Teacher Education.
3. Inclusive education.
4. Gender education.
5. Guidance and Counseling at Secondary level.
6. Blue print and question paper preparation technique.
7. Learning level Assessment.

All the training packages in Maths, Science, Hindi and English have been developed as per the NCERT norms.

School Grant Progress

The Cumulative Progress of School Grant

Year	Approved by GOI			SPO Released		Remark
	Physical	Unit cost in lakhs	Total Amount (in lakhs)	Physical	Audited Expenditure	
2009-10	1760	0.14	246.40	1760	246.40	--
2010-11	1770	0.50	885.00	1770	243.70	--
2011-12	1879	0.50	939.50	1875	1061.65	4 schools were not found eligible for grant
2012-13	2078	0.50	1039.00	2078	1039.00	--
2013-14	2062	.50	1031.00	2062	1031.00	--
2014-15	2066	0.50	1033.00	2062	1033.00	
2015-16	2184	0.50	1092.00	2179	1089.50	
2016-17	2233	0.50	1116.50	2221	1110.50	
2017-18	2252	0.50	1126.00	2231	-*	

* Audit Report yet to received.

Progress of School Grant District-wise 2017-18

S. No.	Name of the District	School Grant	
		Target	Progress
1	Almora	262	260
2	Bageshwar	90	90
3	Chamoli	201	200
4	Champawat	104	103
5	Dehradun	172	165
6	Haridwar	88	88
7	Nainital	186	185
8	Pauri	301	300
9	Pithoragarh	205	202
10	Rudraprayag	108	108
11	Tehri	283	283
12	U.S. Nagar	128	123
13	Uttarkashi	124	124
Total		2252	2231

Science Exhibition

It is necessary to organize science related activities at school level continuously for the promotion of science. For this purpose every school conducted science related activities such as science seminar, drama, exhibition, etc. which are mentioned in the list of NCERT. A Rs. 5000.00 of school grant is being used in school level. This activity was a part of school time table. There is a need to conduct activities for the promotion of science. Science Quiz, Science drama and Science Fairs were organized at school block and district level. GoI approved grant of Rs. 1.00 lakh for district/block level competition.

The progress of science exhibition in the year of 2017-18:-

Progress of Science Exhibition 2017-18

S.No.	District	Target		Achievement	
		Physical	Financial	Physical	Financial
1	Almora	1	1.00	1	1.00
2	Bageshwar	1	1.00	1	1.00
3	Chamoli	1	1.00	1	1.00
4	Champawat	1	1.00	1	1.00
5	Dehradun	1	1.00	1	1.00
6	Haridwar	1	1.00	1	1.00
7	Nainital	1	1.00	1	1.00
8	Pauri	1	1.00	1	1.00
9	Pithoragarh	1	1.00	1	1.00
10	Rudraprayag	1	1.00	1	1.00
11	Tehri	1	1.00	1	1.00
12	U.S. Nagar	1	1.00	1	1.00
13	Uttarkashi	1	1.00	1	1.00
Total		13	13.00	13	13.00

Training for Community Leaders (SMDC Training)

GOI has sanctioned 4580 SMDC members training from 229 schools for 2017-18. One day State Resource Group Training and 04 days development of training module is organized. The topics selected for SMDC training are follow:

- Roles and Responsibility of different committee under RMSA.
- Different Programme organized under schools.
- Student progress with the help of teachers and guardians.
- Social Audit.

The above training was conducted in cascade model.

SMDC Progress of 2017-18

S. No.	Districts	Target		Achievement	
		No. of schools	No. of Schools	No. of schools	No. of Members
1	Almora	4	80	4	80
2	Bageshwar	0	0	0	0

S. No.	Districts	Target		Achievement	
		No. of schools	No. of Schools	No. of schools	No. of Members
3	Chamoli	0	0	0	0
4	Champawat	7	140	7	140
5	Dehradun	48	960	48	960
6	Haridwar	24	480	24	480
7	Nainital	1	20	1	20
8	Pauri	8	160	8	160
9	Pithoragarh	4	80	4	80
10	Rudraprayag	11	220	11	220
11	Tehri	59	1180	59	1180
12	U.S. Nagar	3	60	3	60
13	Uttarkashi	60	1200	60	1200
	Total	229	4580	229	4580

Self defence Training for girls

GOI has sanctioned 244 schools for self defence and yoga in 2017-18 for girls. These schools were selected on the basis of availability of expert. The expert trained the girls before or after school hour with the concern of school principal. The expert selected by respective SMDC/SMC. The selected expert was certificate holder. A minimum of 30 girls per school were selection criteria of school.

Progress of Self Defence & Yoga 201 7-18

S.No.	District	Target	Progress
1	Almora	15	15
2	Bageshwar	15	15
3	Chamoli	50	50
4	Champawat	4	4
5	Dehradun	25	25
6	Haridwar	24	24
7	Nainital	10	10
8	Pauri	15	15
9	Pithoragarh	14	13
10	Rudraprayag	3	3
11	Tehri	18	18
12	U.S. Nagar	21	21
13	Uttarkashi	30	30
	Total	244	243

Science Kit

The Secondary Science Kit developed by NCERT/Local Market have been procured by the schools to develop science related vision in the students studying in class IX and X.

Progress of Science Kit 2017-18

S.No.	Name of the district	Target	Progress
1	Almora	50	50
2	Bageshwar	50	50
3	Chamoli	50	50
4	Champawat	50	50
5	Dehradun	50	50
6	Haridwar	50	50
7	Nainital	50	50
8	Pauri	50	50
9	Pithoragarh	50	50
10	Rudraprayag	50	50
11	Tehri	50	50
12	U.S. Nagar	50	50
13	Uttarkashi	50	50
Total		650	650

Maths Kit

The Secondary Math Kit developed by NCERT/Local Market have been procured by the schools to develop math related vision in the students studying in class IX and X.

Progress of Maths Kit 2017-18

S.No.	Name of the district	Target	Progress
1	Almora	50	50
2	Bageshwar	50	50
3	Chamoli	50	50
4	Champawat	50	50
5	Dehradun	50	50
6	Haridwar	50	50
7	Nainital	50	50
8	Pauri	50	50
9	Pithoragarh	50	50
10	Rudraprayag	50	50
11	Tehri	50	50
12	U.S. Nagar	50	50
13	Uttarkashi	50	50
Total		650	650

Excursion Trip for Student with in State

In year 2017-18 amount sanctioned for 46303 students for class IX. The progress of excursion trip conducted for the students of class IX as follows:

Progress of Excursion Trip for Student with in State 2017-18

S.No.	Name of the Districts	Target		Achievement	
		Govt. Schools	Physical (No. of Students)	Govt. Schools	Physical (No. of Students)
1	Almora	260	4854	260	4854
2	Bageshwar	90	1746	90	1746
3	Chamoli	199	2979	199	2979
4	Champawat	105	1968	105	1968
5	Dehradun	165	4193	165	4193
6	Haridwar	89	3002	89	3002
7	Nainital	188	4626	188	4626
8	Pauri	302	3985	302	3985
9	Pithoragarh	208	3395	208	3395
10	Rudraprayag	109	2016	109	2016
11	Tehri	282	4864	282	4864
12	U.S. Nagar	123	6271	123	6271
13	Uttarkashi	124	2404	124	2404
Total		2244	46303	2244	46303

Exposure Visit outside State

The progress of Exposure Visit for the students of class X in year 2017-18 is as follows:

Progress of Exposure Visit outside State 2017-18

S.No.	Name of the district	Target	Progress
1	Almora	10	0
2	Bageshwar	10	0
3	Chamoli	10	0
4	Champawat	10	0
5	Dehradun	10	0
6	Haridwar	10	0
7	Nainital	10	10
8	Pauri	10	10
9	Pithoragarh	10	0
10	Rudraprayag	10	10
11	Tehri	10	0
12	U.S. Nagar	10	10
13	Uttarkashi	10	0
Total		130	40

Kala Utsav

Kala Utsav programme has been conducted in four tiers namely school, block, district and state level. In the State level programme which was held on 18th & 19th November, 2017 in Dehradun. 485 Students have participated

in the State level programme. All the district have performed their activity in theatre, music, dance and visual arts. After the completion of the programme at state level four teams have participated from 03rd January, 2018 to 06th January, 2018 in RIE Bhopal (MP). 38 students from 04 Districts have participated in the Kala Utsav programme.

Art & Craft Activities

The Art & Craft activity has been conducted in year 2017-18 is as follows:

Progress of Art & Craft Activity 2017-18

S.No.	Name of the district	Target	Progress
1	Almora	15	15
2	Bageshwar	15	15
3	Chamoli	50	50
4	Champawat	4	4
5	Dehradun	25	25
6	Haridwar	24	24
7	Nainital	10	10
8	Pauri	15	15
9	Pithoragarh	14	14
10	Rudraprayag	3	3
11	Tehri	18	18
12	U.S. Nagar	21	21
13	Uttarkashi	30	30
Total		244	244

Inspiration/Motivation Camp for Girl Students

The Inspiration/Motivation Camps have been conducted in different blocks as follow

Progress of Inspiration/Motivation Camp for Girl Students 2017-18

S.No.	Name of the district	Target	Progress
1	Almora	247	233
2	Bageshwar	87	87
3	Chamoli	191	190
4	Champawat	99	67
5	Dehradun	168	40
6	Haridwar	83	83
7	Nainital	173	173
8	Pauri	292	120
9	Pithoragarh	196	195
10	Rudraprayag	107	106
11	Tehri	272	272
12	U.S. Nagar	115	113
13	Uttarkashi	122	40
Total		2152	1719

Student wise Data base Management Information System (SDMIS) in sync with U-DISE

NUEPA has initiated the child wise information collection of every student studying in class 1-12 in all management schools. Data collection of every student in 42 points is to be collected in DCF format and all the data is to be uploaded online/offline mode in national server.

GOI has sanctioned to incur expenditure @ Rs. 1 per student for collection of child wise data at secondary level from the MMER approved under RMSA by the PAB 2017-18.

Under RMSA 696348 children are enrolled in all management schools in class 9-12. The amount of Rs. 6.96 Lac disbursed to all Districts to complete the activities related to SDMIS.

Amount allocated for SDMIS under MMER

S.No.	District	No. of Schools	Enrolment	Amount (In Rs.)
1	Almora	339	49905	49905.00
2	Bageshwar	122	20615	20615.00
3	Chamoli	257	31615	31615.00
4	Champawat	141	19782	19782.00
5	Dehradun	475	123226	123226.00
6	Haridwar	263	92641	92641.00
7	Nainital	309	64059	64059.00
8	Pauri	429	54692	54692.00
9	Pithoragarh	266	37492	37492.00
10	Rudraprayag	148	20065	20065.00
11	Tehri	337	48712	48712.00
12	US Nagar	349	107755	107755.00
13	Uttarkashi	158	25789	25789.00
Total		3593	696348	696348.00

The amount of Rs. 1 per child is utilized by the Districts in –

- Printing of DCF format
- Head Master/Teachers Training
- Hiring of Man Power for Punching of Data.
- Internet Connectivity, etc.

National Programme on School Standards and Evaluation- NPSSE (Shaala Siddhi)

National Programme on School Standards and Evaluation- NPSSE (Shaala Siddhi) was launched by hon'ble minister for Human Resource Development on 7th November 2015. Shaala Siddhi a comprehensive instrument for school evaluation leading to School improvement has been developed by the NUEPA.

It enables school to evaluate their performance in a more focused manner and facilitates them to make professional judgment for continues improvement. Shaala siddhi is implement in all 2640 Govt. Secondary and Senior Secondary Schools in State from 2017-18 and amount of Rs. 15.84 Lac is proposed to all Districts at Rs. 10 per child enrolled in all Govt. School.

GOI has informed that part of the funds approval under MMER head of RMSA may be utilize to meet the cost of implementation of shaala siddhi in 2017-18.

Amount allocated for Shaala Siddhi under MMER

S.No.	District	No. of Govt. Schools	Amount in Lacs.
1	Almora	302	1.81
2	Bageshwar	106	0.64
3	Chamoli	223	1.34
4	Champawat	113	0.68
5	Dehradun	227	1.36
6	Haridwar	144	0.86
7	Nainital	220	1.32
8	Pauri	376	2.26
9	Pithoragarh	214	1.28
10	Rudraprayag	136	0.82
11	Tehri	297	1.78
12	US Nagar	155	0.93
13	Uttarkashi	127	0.76
Total		2640	15.84

The Funds under Shaala Siddhi has been utilized for :

- Printing of Shaala Siddhi module/ brochure/leaflet/evaluation dash board/flex
- Training of MRP/KRP/RP/MT
- Meeting and workshops in Districts/Block/Cluster/School Level
- Internet Connectivity for filling School Evaluation Dashboard/Online feeding of data.
- Monitoring of Schools by external evaluators.
- Training of Head Masters/DEOs and Administrator etc.

Monthly Test

Monthly tests are being conducted to improve achievement of students, at secondary level (Class IX-XII) in all subjects since January 2018 across the State as per the direction given by Secretary, School Education. Directions have been issued to conduct subject-wise test every month for the classes IX-XII.

Objectives

1. To ensure teaching learning based on approved curriculum every month.
2. To ensure expected learning level of students in Government schools.
3. To ensure remedial teaching for low performing students at school level.
4. Identify low performing blocks. Provided academic support and motivate them to improve student's achievement level.

Implementation of Monthly Tests -

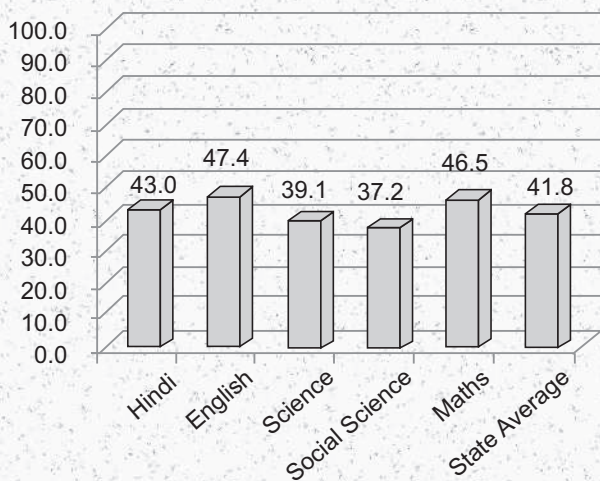
1. Monthly tests are being conducted for Class IX-XII together.
2. Single time schedule is framed for monthly test across the State (Monday to Wednesday, last week of the month).
3. Subject-wise question papers are developed at SCERT level and made available to all schools through district.
4. For objective assessment, evaluation of answer sheets done by the teachers of neighboring schools.

5. The result of monthly tests are reviewed and analyzed at different level (School to State level).
6. Achievement of students is discussed with the parent in Parent Teacher's Meeting.
7. Results of the test are also displayed on School Education Portal and Website.
8. Student achievement is being also shared with Education Officer at District and Block level through meeting and Video Conferencing.

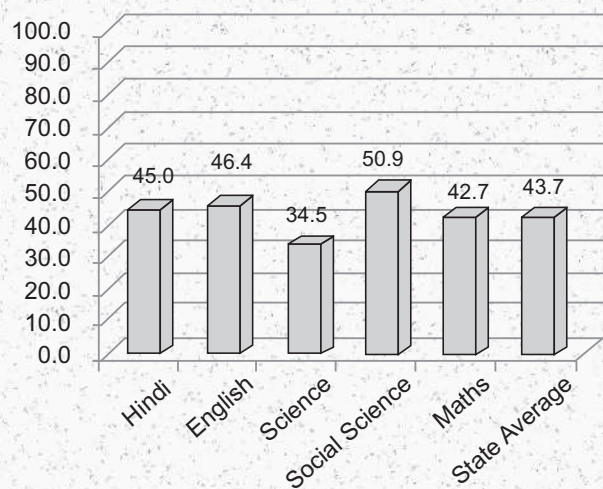
On the basis of monthly tests and annual exam 2018 competencies having low performance were identified by SCERT and accordingly Mission Koshish planned for expected improvement in the beginning of the academic year 2018-19. Along with this, In-service teachers training package for the year 2018-19 is planned. To improve student achievement in addition to Mission Koshish various other programmes like Pratibha Diwas, English Speaking Day, Doubt Clearing Day etc are being organized at school level under the guidance of SCERT and DIETs.

Class-wise Subject-wise Monthly Test Results

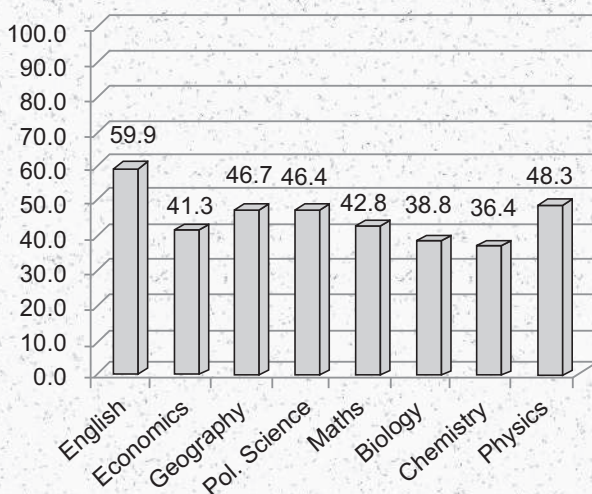
Class-9



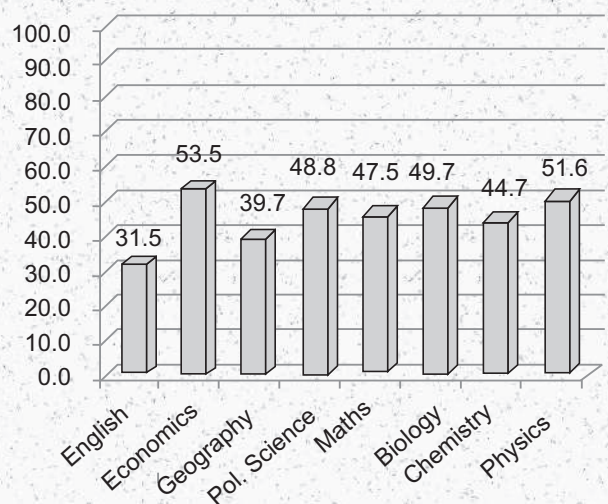
Class-10



Class-11



Class-12



Chapter-9

Girls Hostel

Introduction

This is a new Centrally Sponsored Scheme launched in 2008-09 and is being implemented from 2009-10 to set up a 100-bedded Girls' Hostel in each of 3479 Educationally Backward Blocks (EBBs) in the country. In Uttarakhand 19 EBB are covered with this scheme. The Scheme has replaced the earlier NGO driven Scheme for construction and running of Girls' Hostels for Students of Secondary and Higher Secondary Schools, under which assistance was provided to voluntary organisations for running Girls' Hostels.

Objective

The main objective of the Scheme is to retain the girl child in secondary school so that girl students are not denied the opportunity to continue their study due to distance to school, parents' financial affordability and other connected societal factors. Another objective of the Scheme is to make Secondary and Senior Secondary education accessible to a larger number of girl students.

Target Group

The girl students in the age group of 14-18 yrs. studying in classes IX and XII belonging to SC, ST, OBC, Minority communities and BPL families will form the target group of the Scheme. Students passing out of KGBV will be given preference in admission in hostels. At least 50% of girls admitted will be from SC, ST, OBC and Minority communities.

Sharing Pattern

Central government will bear 90% of the recurring and non-recurring project cost. 10% will be borne by the State Govt.

Government of India has sanctioned construction of 19 Girls Hostel building in Uttarakhand. State Government has nominated State Irrigation Department as construction agency for Girls Hostels. State Government provided land for these hostels free of cost. 11 Girls Hostel are being constructed in the premises/near by KGBVs. 08 Girls Hostels are constructed nearby/in premises of secondary schools of the concerned block where the girls are enrolment. The progress of construction of Girls Hostel is as follows:

Financial Status (Non-Recurring)

				Rs. in Lakhs
S.No.	Year	Total Sanction Amount	Released Amount	Expenditure
1	2012-13	3683.98	1888.02	-
2	2013-14	-	-	1094.75
3	2014-15	-	1283.90	306.84
4	2015-16	-	303.46	1215.77
5	2016-17	-	-	-
6	2017-18	-	-	-

Financial Status (Recurring)

Rs. in Lakhs

S.No.	Year	Total Sanction Amount	Released Amount	Expenditure
1	2011-12	61.21	64.235	64.235
2	2012-13	58.42	98.09	95.24
3	2013-14	107.09	53.54	83.80
4	2014-15	110.11	55.49	73.22
5	2015-16	273.79	129.09	98.51
6	2016-17	453.89	266.63	114.54
7	2017-18	386.93	71.65	183.67

Government of India has sanctioned construction of 19 Girls Hostel building in Uttarakhand. State Government has nominated State Irrigation Department as construction agency for Girls Hostels. State Government provided land for these hostels free of cost. 11 Girls Hostel are being constructed in the premises/near by KGBVs. 08 Girls Hostels are constructed nearby/in premises of secondary schools of the concerned block where the girls are enrolment. The progress of construction of Girls Hostel is as follows:

Construction Work Detail (Girls Hostel)

As on March 2018

(Rs. in Lakh)

S. No	District	Block	Place of Girls Hostel	Sanctioned Amount for Civil Work	Expenditure	Physical Progress
1	Almora	Dhauladevi	Chagethi	191.45	172.305	In Progress (74%)
2	Dehradun	Chakrata	Tyuni	186.11	167.499	Complete
3	Dehradun	Kalsi	Kalsi	175.95	158.355	Complete
4	Haridwar	Bahadabad	Rani Majara	187.48	168.732	Complete
5	Haridwar	Bhagwanpur	Badiwala	176.05	158.445	Complete
6	Haridwar	Khanpur	Goverdhanpur	167.2	150.48	Complete
7	Haridwar	Lakasar	Akbarpur Ud	189.07	170.163	Complete
8	Haridwar	Narsan	HarjoliJatt	180.74	162.666	Complete
9	Haridwar	Roorkee	Bajuheri	189.33	170.397	Complete
10	Tehri	Bhilangana	Raunshal	208.7	187.83	Complete
11	Tehri	Jaunpur	Rautu Ki Beli	186.62	167.958	Complete
12	Tehri	Narendra Nagar	Aampata	197.8	178.02	Complete
13	Tehri	Pratapnagar	Sujad Gaon	179.53	161.577	In Progress (70%)
14	Tehri	Tholdhar	Kaushal	185.85	167.265	Complete
15	U S Nagar	Bajpur	Bajpur	184.49	166.041	Complete
16	Uttarkashi	Chinyalisaur	Dhanpur	176.02	158.418	In Progress (90%)
17	Uttarkashi	Mori	Kharsari	198.82	99.41	In Progress (30%)
18	Uttarkashi	Naugaon	Gangnani	196.57	176.913	Complete
19	Uttarkashi	Purola	Kandiyal Gaon	194.91	175.419	In Progress (65%)
Total				3552.69000	3117.89300	

Status of Girls Residing in Girls Hostel

S. No	District	Block	Name of Girls Hostel	No. of Students
1	ALMORA	DHAULADEVI	GH CHAGETHI	35
2	DEHRADUN	CHAKRATA	GH TUINY	80
3	DEHRADUN	KALSI	GH KALSI	67
4	HARIDWAR	BAHADARABAD	GH RANIMAJRA	69
5	HARIDWAR	BHAGWANPUR	GH BADIWALA	30
6	HARIDWAR	KHANPUR	GH GORDHANPUR	28
7	HARIDWAR	LAKSAR	GH AKBARPUR UD	37
8	HARIDWAR	NARSAN	GH HARJOLLY JAT	34
9	HARIDWAR	ROORKEE	GH BAJUHERI	70
10	TEHRI	BHILANGANA	GH RAUNSAI	33
11	TEHRI	JAUNPUR	GH RAUTU KI BELI	46
12	TEHRI	NARENDRANAGAR	GH AMPATA	59
13	TEHRI	PRATAPNAGAR	GH SUJARGAON	29
14	TEHRI	THAULDHAR	GH KAUSHAL	18
15	U.S. NAGAR	BAZPUR	GH BAZPUR	86
16	UTTARKASHI	CHINYALISAUR	GH DHANPUR	34
17	UTTARKASHI	MORI	GH KHARSADI	45
18	UTTARKASHI	NAUGAON	GH GANGNANI	55
19	UTTARKASHI	PUROLA	GH KANDIYALGAON	52
Total				907

Manpower in Girls Hostel

According to GOI guideline the following posts are sanctioned in Girls Hostel:

S. No.	Name of Post	No. of Post	Honorarium/month (In Rs.)	Nature of Post
1	Warden	19	5000/-	On Deputation
2	Head Cook	19	3000/-	Out Sourcing
3	Assistant Cook	38	3000/-	Out Sourcing
4	Chaukidar	19	3000/-	Out Sourcing

Chapter-10

IEDSS

Overview

- The Scheme of Inclusive Education for Disabled at Secondary Stage (IEDSS) has been launched from the year 2009-10.
- This Scheme replaces the earlier scheme of Integrated Education for Disabled Children (IEDC) and would provide assistance for the inclusive education of the disabled children in classes IX-XII

Aims

To enable all students with disabilities, after completing eight years of elementary schooling, to pursue further four years of secondary schooling in an inclusive and enabling environment.

Objectives

The scheme covers all children studying at secondary stage in Government, local body and Government-aided schools, with one or more disabilities as defined under the Persons with Disabilities Act (1995) and the National Trust Act (1999) in the class IX to XII, namely blindness, low vision, leprosy cured, hearing impairment, locomotor disabilities, mental retardation, mental illness, autism and cerebral palsy, and may eventually cover speech impairment, learning disabilities, etc. Girls with disabilities receive special focus to help them gain access to secondary schools, as also to information and guidance for their developing potential. Setting up of Model inclusive schools in every State is envisaged.

Components

Assistance is admissible for two major components

Student-oriented components, such as medical and educational assessment, books and stationery, uniforms, transport allowance, reader allowance, stipend for girls, support services, assistive devices, boarding the lodging facility, therapeutic services, teaching learning materials, etc. Other components include appointment of special education teachers, allowances for general teachers for teaching such children, teacher training, orientation of school administrators, establishment of resource room, providing barrier free environment, etc.

Implementing Agency

The School Education Department of the State Governments/Union Territory (UT) Administrations is the implementing agency. They may involve NGOs having experience in the field of education of the disabled in the implementation of the scheme.

Financial Assistance

Central assistance for all items covered in the scheme is on 90:10 Centre State Ratio.

Total funds status released by GOI

S. No.	Year	Sanctioned amount from GOI (in Lakh)	Released amount from GOI (in Lakh)	Utilized amount (in Lakh)
1	2010-11	279.83	139.91	-
2	2011-12	788.43	-	116.79

S. No.	Year	Sanctioned amount from GOI (in Lakh)	Released amount from GOI (in Lakh)	Utilized amount (in Lakh)
3	2012-13	492.11	-	13.46
4	2013-14	168.82	-	102.63
5	2014-15	171.59	95.88	62.13
6	2015-16	136.20	29.20	98.54
7	2016-17	166.067	84.70	84.70
8	2017-18	118.11	61.03	68.1235

Status of Identification and Enrolment of Disabled Children 2017-18 (Disability Wise)

S.No.	Disability	B	G	T
1	Visual Impairment (Blindness)	17	50	67
2	Visual Impairment (Low Vision)	127	129	256
3	Hearing Impairment	50	47	97
4	Speech Impairment	55	38	93
5	Loco Motor Impairment	330	287	617
6	Mental Retardation	48	32	80
7	Cerebral Palsy	29	03	32
8	Autism	07	07	14
9	Mental Illness	04	01	05
Total		667	594	1261

Chapter-11

Vocational Education

This programme is started first time in State. In first phase the programme will started in class IX of 200 Govt. schools. Two Vocational Trades in each school and 25 students in every trade will be cater. In year 2016-17, Six Vocational Trades viz. IT/ITeS, Automobile, Retail, Health Care, Travel & Tourism and Beauty Wellness is proposed to start. For implementation of the programme Request for Proposal (RFP) will be float for identification of the agency. Ramnagar Board has added these vocational subjects as an optional subject in secondary level and fifth optional subject in senior secondary level. MoU has been signed with National Skill Development Corporation (NSDC) for

Activities carried out in 2017-18

- a) 200 Schools (60 Plain & 140 Hill) are selected in all 13 districts.
- b) Labs space identified in selected schools.
- c) SRG for vocational education constituted at state level.
- d) MOU signed with Wadhvani Foundation for providing technical assistance in implementation of vocational education programme.
- e) MOU signed with NSDC for student's assessment & certification purpose.
- f) Awareness programmes for students/teachers/principals and SMDC's members are organised at school level.
- g) Meeting with Uttarakhand Vidyalayee Shiksha Parishad, Ramnagar (Examination Board) was organised for students assessment and certification in co-ordination with NSDC and Wadhvani Foundation.
- h) ANSQF CELL at Uttarakhand Vidyalayee Shiksha Parishad, Ramnagar has been established.
- i) Uttarakhand Vidyalayee Shiksha Parishad, Ramnagar has integrated vocational education subjects as a main core subjects at secondary and higher secondary level.
- j) State adopted PSSCIVE designed curriculum and reference materials.
- k) Books are printing in Hindi and English languages through SCERT.
- l) EOI floated for selection of Vocational Training Partners (VTP's)/agencies for implementation of vocational education in schools.
- m) On the basis of EOI, RFP has designed and published to select the agencies for implementation of vocational education.
- n) e-Tender were invited in 03 times for selection of implementing firm, but in previous 02 bids due to insufficient number of tenders received, the bid has been not accepted. In 3rd time single bid has received for 03 trades and 02 bids received for 01 trade (Health Care).
- o) The executive committee has decided after the review of previous 02 e-Tenders, that if in the 3rd time only 01 bid which fulfill the necessary norms will be considered. In case no bid will received in 3rd time or no bidder will qualified then SIS RMSA will invite the empanelled Vocational Training Partners (VTPs) of National Skill Development Corporation (NSDC) and select the trade-wise VTP for programme.
- p) The executive committee has directed to SIS will execute the programme definitely from April, 2017.
- q) The list of equipment suggested by the PSSCIVE has been considered by State Government and decides that need based list of equipment will be finalized by State Resource Group with help of NSDC & Wadhvani Foundation and procurement process will be taken by SMDC/SMC as per RMSA Financial & Procurement Manual. The list of trade-wise equipment is finalized by SRG.

Responsibilities of VTPs

The service provider will be responsible for the following in the proposed programme covering 200 secondary and senior secondary schools. Among these 60 schools are situated in plain area and 140 schools are situated in hilly area. The service provider shall:

- a) Ensure arrangement of maintenance of tools and equipments, software and e-learning material as and when required.
- b) Ensure day-to-day requirements of stationary and other consumables for conducting the classes.
- c) Provide resource persons including teachers/skill trainers, skill knowledge providers, industry coordinators, guest faculty as per requirement of the project.
- d) Provide 02 vocational teachers in selected school of plain and hilly area as per the trade. Initial requirement Year 1-Year 3 shall be of 01 teacher for class 9-10. If class XI-XII are added to the program additional 1 teacher shall be deployed by the service provider.
- e) Ensure hands on skill training to students in industrial and commercial establishments.
- f) Ensure internal assessment of the students.
- g) Ensure theoretical and practical classes as per NSQF guidelines.
- h) Ensure students, parents, teachers and community mobilization in selected schools.
- i) Create awareness among the students, parents, teachers and community for the vocational education.
- j) Provide guidance and counselling services to the students as and when required.
- k) Ensure industry visit to the student for their improvement in practical exposure.
- l) Provide placement to the eligible students in related job market after passing out the level IV certificate.
- m) Organize minimum 20 guest faculty lecture in each relating subject/trade in every selected schools.

Another Activities Planned for Academic year 2017-18

1. Separate NSQF Cell at State for Vocational Education under SPO;
2. Principal Training for selected schools;
3. Online Portal for reporting management for Vocational Education Programme – Support by NIC;
4. Agreement with VTPs;
5. Selection & recruitment of VTPs/Implementation Partners;
6. Selection & recruitment of vocational teachers will be followed on the basis of PSSCIVE educational qualification norms.
7. Training of vocational teachers by trade-wise;
8. Lab setup at school level;
9. Project rollout in April, 2018;

Chapter-12

A. Objectives of ICT Programme

The main objectives of ICT programme is as follows-

1. To yield interest in pupils about ICT studied in secondary schools of rural areas.
2. To enrich the curriculum and teaching methods in teaching & learning process using ICT tools.
3. To develop the capacity to use ICT in the pupils.
4. To make teaching learning process interesting to use computer & smart class.
5. To provide knowledge of computer to teachers by induction & recurring training.

B. Main works to be done under ICT in school

1. To establish computer lab in schools.
2. To establish smart class in schools
3. To provide computer education to pupils.
4. To provide induction & recurring training to teachers in ICT.
5. To develop the e-content in different subject curriculum.
6. To arrange computer teachers in schools.
7. To start computer curriculum in schools.
8. To motivate the teachers for national ICT award.
9. To motivate the pupils to select information technology in High schools & computer science in intermediate as a subject.
10. To make arrangement of maintenance of computer equipment, internet connectivity & other associate equipment in computer lab.
11. To work in management, monitoring & evaluation in information technology.

C. Arrangement of physical resources in computer lab

To develop the physical resources in ICT, GOI has arrange the following recurring & non-recurring heads:

Non-Recurring Head

S.N.	Head	Amount (Rs. In lakh)
1	10 PC (or 1 server 10 including 10 Terminal) 10 Projector, 01 Printer, 01 Scanner, 01 Web camera, 01 Modem, Broadband antenna, Generator/Solar Packages, UPS, Video Camera etc.	5.10
2	Operating system & Application Software	0.20
3	Education software & CD Rom	0.45
4	Furniture	0.25
5	Induction Training (average for 10 teachers) @ Rs. 400 /- per day (for 10 days)	0.40
Total		6.40

Recurring Head

S.N.	Head	Amount (Rs. In lakh)
1	Computer stationery/printer, cartridge, CD Rom, DVD, Paper etc.	0.80
2	Electricity charge @ RS. 1000/- per month	0.12
3	Diesel for generator/ Kerosene @ Rs 1000/- per month	0.12
4	Telephone charge @ Rs 500/- per month	0.06
5	Internet/Broadband charge	0.10
6	Honorarium of teacher @ Rs. 10,000/- per month	1.20
7	Recurring training of teachers (Average for 10 teachers) Rs. 400/- per day (for 05 days)	0.20
8	Management, Monitoring & Evaluation	0.10
Total		2.70

D. Update proceedings in ICT programme

1. Project monitoring & evaluation group-PMEG has sanctioned to start ICT project in 500 schools in BOOT Model in meeting of 01 October 2010.
2. GOI has sanctioned an amount of Rs. 5.00 crore in non-recurring head in 500 schools for the financial year 2010-11 in 28 March 2011.
3. GOUk has released 25% of State share i.e. Rs. 166.67 lakh against the release of GOI in 29 March 2011.
4. To cover 500 schools in BOOT model, First meeting of project e-mission team (PeMT) was held under the chairmanship of Secretary, school education on 19 May 2011. Since the proposal is in BOOT model, so decision was made in the meeting to take the approval from different level under the process of PPP Projects.
5. Technical specifications of equipment were fixed for 500 schools in PeMT meeting under the chairmanship of Principal Secretary, school education on 09 February 2012.
6. To procure the computer hardware/software & networking for 500 schools meeting was organized under the chairmanship of Principal Secretary, Information Technology on 05 March 2012.
7. Decision was taken to the minimum annual turnover of schools to Rs. 100 crore & to bifurcate 500 schools in two regions in the meeting organized under the chairmanship of Secretary School education on 07 June 2012.
8. To make amendment in Bid document prepared by PPP cell, meeting was organized under the chairmanship of Secretary School education on 20 September 2012.
9. Expenditure finance committee- EFC meetings was organized under the chairmanship of Secretary Finance on 13 July 2012.
10. From 21 February 2013 onwards ICT in schools project was operated under "Uttarakhand Sabhi ke liye Madhyamik Shiksha Parishad".
11. Technical meeting under the chairmanship of Principal Secretary, Information Technology was organized on 21 January 2013.
12. Empowered committee on Infrastructure (ECI) meeting was organized under the chairmanship of Chief Secretary on 30 April 2013.
13. Under the chairmanship of Chief Minister, empowered group of ministers- EGM meeting was held on 29 July 2013.
14. E-tender was published first time on 07 September 2013.
15. A meeting under chairmanship of Principal Secretary to discuss the proposal of pre-bid meeting was held on 08 January 2014.
16. Amendment in RFP was done in meeting under chairmanship of Principal Secretary, on 04 March 2014.
17. E-tender was published Second time on 02 April 2014.

18. To make changes in technical specification, meeting was held under the chairmanship of Secretary, Information Technology on 22 January 2015.
19. Minutes of meeting for amendment of Technical specification was released by Additional Chief Secretary on 22 August 2015.
20. E-tender was published Third time on 18 September 2018.
21. Decision was made to retender the document after amendment in technical & financial norms by taking approval from EGM chairperson in the meeting organized under the chairmanship of Chief Secretary on 13 July 2016.
22. Following firms made ICT presentation in front of committee under the chairmanship of additional chief Secretary from 15 October 2016 to 22 October 2016.
 - Educomp Solution Ltd.
 - ILFS Education Ltd.
 - Extra marks Pvt. Ltd.
 - RICOH India Ltd.
23. Minutes was released on new RFP specification by Additional Chief Secretary, school education on 20 September 2016.
24. E-tender was published fourth time on 30 September 2016.
25. To make decision on technical & non technical points raised on pre bid meeting organized on 12 January 2017, proposal was sent to PPP cell & technical cell.
26. PPP cell has given their suggestion regarding non technical points and technical committee has provided amended specification in the meeting organized under the chairmanship of Secretary, Information Technology on 09 October 2017.
27. Instruction is awaited by education department to republish the e-tender from the GOUK.

B. Grant Pattern

At present the grant pattern in ICT is 90:10.


C. Reason for non-participation of bidder in tender process


1. To prepare the technical specification differently as proposed in GOI guidelines.
2. Selection of equipment is not as per guidelines.
3. The cost of computer & other equipments was high in market for prescribed specifications.
4. Payment process is not flexible.
5. Turnover & net worth rate is high.
6. Absence of quality-cum-cost based QCBS selection in RFP.

D. Operation of ICT project in other State

At present following Firms are operating ICT projects in different States:

S.N.	Name of Firm	State
1	TCIL	Delhi, UP, Odisha, Maharashtra
2	KELTRON	Kerala
3	Webel	West Bengal
4	Edique Solution (In consortium with another firm)	Jharkhand, Mumbai, Telangana, Rajasthan.
5	IL&FS	Maharashtra, Jharkhand, West Bengal, Himanchal Pradesh
6	Extra Marks	West Bengal
7	Educomp	Assam, Rajasthan, Gujarat















Uttarakhand Sabhi Ke Liye Madhyamik Shiksha Parishad
Nanoorkhera, Tapovan Marg, Dehradun