

**ANALYSIS OF  
BUDGETED EXPENDITURE  
ON EDUCATION  
2015-16 to 2017-18**



सत्यमेव जयते

**GOVERNMENT OF INDIA  
MINISTRY OF HUMAN RESOURCE DEVELOPMENT  
(DEPARTMENT OF HIGHER EDUCATION)  
PLANNING, MONITORING AND STATISTICS BUREAU  
NEW DELHI  
2019**





# **PROJECT TEAM**

**DR. ARCHANA SHUKLA : DEPUTY DIRECTOR**

**MR. CHETAN YANGJOR : ASSISTANT DIRECTOR**

**MS. DIKSHA SACHDEVA : ASSISTANT DIRECTOR**

**SHRI VM BHATT : SENIOR STATISTICAL OFFICER**

**SHRI HR MEENA : JUNIOR STATISTICAL OFFICER**

**SHRI JAI BHAGWAN : JUNIOR STATISTICAL OFFICER**

**SHRI DEVENDER : JUNIOR STATISTICAL OFFICER**

**SHRI MITRA SAIN : CONSULTANT**

**DR. PRAVIN KUMAR : CONSULTANT**





भारत सरकार  
मानव संसाधन विकास मंत्रालय  
स्कूल शिक्षा और साक्षरता विभाग  
शास्त्री भवन  
नई दिल्ली – 110 115  
GOVERNMENT OF INDIA  
MINISTRY OF HUMAN RESOURCE DEVELOPMENT  
DEPARTMENT OF SCHOOL EDUCATION & LITERACY  
SHASTRI BHAVAN  
NEW DELHI-110 115

## PREFACE

The **Analysis of Budgeted Expenditure on Education** is an annual publication of MHRD which provides comprehensive and sector wise expenditure on education i.e. Elementary, Secondary, University & Higher, Technical, and Adult Education & Language Development. The expenditure on education is culled out from budget documents of various Ministries/Departments and States/UTs for 'Plan' and 'Non-Plan'. The expenditure incurred on Centrally Sponsored Schemes of the Ministries/Departments of the Central Government is included in the Central Budget and therefore, to avoid double counting, same has been excluded from the State's Budget. **The Analysis of Budgeted Expenditure on Education, 2017-18** also presents the Sector-wise public expenditure on education as percentage of GDP for the years 2015-16 to 2017-18. It also includes the public expenditure on education by education and other department as per cent age of GDP from 2000-2001 to 2017-18 representing total expenditure incurred by Centre and States/UTs on education.

I extend my gratitude to all the States and UTs who have provided Budget documents to this Ministry. I also appreciate all the Officers, staff and Consultants of Planning, Monitoring & Statistics Bureau for putting in huge efforts in this exercise of compilation work for bringing out this publication. I hope this publication would be useful for various stakeholders, policy makers and researchers. Any suggestion for improvement of this publication will be appreciated.

(Madan Mohan)  
Additional Director General





## CONTENTS

<b>A.</b>	I.	Introduction	1
	II.	Analysis of Budgeted Expenditure	3
	III.	Expenditure on Education as percentage of Gross Domestic Product (GDP)/Gross State Domestic Product (GSDP)	7
	IV.	Explanatory Note on Sector-wise Expenditure on Education	9
<b>B.</b>	<b>Analytical Tables No.1 to 7</b>		<b>13-21</b>
Table 1	Budgeted Expenditure on Education by Education Department and other Departments (Revenue + Capital + Loan & Advances)		13
Table 2	Budgeted Expenditure on Education and Training (Revenue Account)		14
Table 3	Budgeted Expenditure on Education by MHRD of Central Government (Revenue Account)		15
Table 4	Statement indicating Public Expenditure on Education as percentage of GDP		16
Table 5	Statement indicating sector-wise Public Expenditure on Education as percentage of GDP		17
Table 6(a)	Relationship between Budgeted Expenditure on Education and Gross State Domestic Product (GSDP) of States & UTs during 2015-16(Actual)		18
Table 6(b)	Relationship between Budgeted Expenditure on Education and Gross State Domestic Product (GSDP) of States & UTs during 2016-17(Revised Estimate)		19
Table 6(c)	Relationship between Budgeted Expenditure on Education and Gross State Domestic Product (GSDP) of States & UTs during 2017-18(Budget Estimate)		20
Table 7	Total Budget (State & Centre) Revenue, Capital and Loans & advances		21
<b>C.</b>	<b>Statistical Statements No. 1 to 20</b>		<b>25-108</b>
Statement No.1	Budgeted Provision for Education & Training at the Centre (Revenue Account).		25-27
Statement No.2	Budgeted Expenditure on Education & Training by Education and other departments (Revenue Account).		28-30
Statement No.3	Total State Budget and Budgeted Expenditure on Education and Training (Revenue Account).		31
Statement No.4	Budgeted Expenditure on Elementary Education (Revenue Account).		32
Statement No.4.1	Direction, Inspection & Administration (Revenue Account)		33
Statement No.4.2	Government Primary Schools (Revenue Account)		34
Statement No.4.3	Assistance To Non-Govt. Primary Schools (Revenue Account)		35
Statement No.4.4	Assistance To Local Bodies For Primary Education (Revenue Account)		36
Statement No.4.5	Teacher's Training (Revenue Account)		37
Statement No.4.6	Scholarships (Revenue Account)		38

Statement No.4.7	Text Books (Revenue Account)	39
Statement No.4.8	Other Expenditure (Revenue Account)	40
Statement No.4.9	MDM (State Share) (Revenue Account)	41
Statement No.4.10	SSA (Revenue Account)	42
Statement No.4.11	13th Finance Commission (Revenue Account)	43
Statement No.4.12	Non Formal Education (Revenue Account)	44
Statement No.5	Budgeted Expenditure on Secondary Education (Revenue Account).	45
Statement No.5.1	Direction, Inspection & Administration (Revenue Account)	46
Statement No.5.2	Government Secondary Schools (Revenue Account)	47
Statement No.5.3	Assistance To Non-Govt. Secondary Schools (Revenue Account)	48
Statement No.5.4	Assistance To Local Bodies For Secondary Schools (Revenue Account)	49
Statement No.5.5	Scholarships (Revenue Account)	50
Statement No.5.6	Teacher's Training (Revenue Account)	51
Statement No.5.7	Text Books (Revenue Account)	52
Statement No.5.8	Other Expenditure(Revenue Account)	53
Statement No.6	Budgeted Expenditure on Adult Education (Revenue Account).	54
Statement No.6.1	Direction & Administration (Revenue Account)	55
Statement No.6.2	Rural Functional Literacy Programme (Revenue Account)	56
Statement No.6.3	State Adult Education Programme (Revenue Account)	57
Statement No.6.4	Other Adult Education Programme (Revenue Account)	58
Statement No.6.5	Other Expenditure (Revenue Account)	59
Statement No.7	Budgeted Expenditure on University/DL/Scholarship (Revenue Account).	60
Statement No.7.1	Direction & Administration (Revenue Account)	61
Statement No.7.2	Assistance To Universities (Revenue Account)	62
Statement No.7.3	Government Colleges (Revenue Account)	63
Statement No.7.4	Assistance To Non-Govt. Colleges (Revenue Account)	64
Statement No.7.5	Scholarships (Revenue Account)	65
Statement No.7.6	Other Expenditure (Revenue Account)	66
Statement No.8	Budgeted Expenditure on Technical Education (Revenue Account).	67
Statement No.8.1	Direction & Administration (Revenue Account)	68
Statement No.8.2	Technical Schools (Revenue Account)	69
Statement No.8.3	Polytechnics (Revenue Account)	70
Statement No.8.4	Assistance To Universities For Technical Education (Revenue Account)	71
Statement No.8.5	Assistance To Non-Govt. Colleges (Revenue Account)	72
Statement No.8.6	Engineering Colleges And Institutions (Revenue Account)	73
Statement No.8.7	Scholarships (Revenue Account)	74
Statement No.8.8	Training (Revenue Account)	75
Statement No.8.9	Other Expenditure (Revenue Account)	76
Statement No.9	Budgeted Expenditure on General Education Programme (Revenue Account).	77
Statement No.9.1	Direction & Administration (Revenue Account)	78
Statement No.9.2	Scholarships (Revenue Account)	79
Statement No.9.3	Research (Revenue Account)	80
Statement No.9.4	Training (Revenue Account)	81
Statement No.9.5	Other Expenditure (Revenue Account)	82

Statement No.10	Budgeted Expenditure on Language Development (Revenue Account)	83
Statement No.10.1	Direction & Administration (Revenue Account)	84
Statement No.10.2	Promotion Of Modern Indian Languages & Literature (Revenue Account)	85
Statement No.10.3	Sanskrit Education (Revenue Account)	86
Statement No.10.4	Commercial Institutes (Revenue Account)	87
Statement No.10.5	Other Expenditure (Revenue Account)	88
Statement No.11	Budgeted Expenditure on Education of the Education Departments according to heads of charges (Revenue Account) for 2015-16 (Actual).	89
Statement No.11A	Budgeted Expenditure on Education of the Education Departments according to heads of charges (Capital Account) for 2015-16 (Actual) (State-wise).	91
Statement No.11B	Budgeted Expenditure on Education of the Education Departments according to heads of charges (Loans & Advances) 2015-16 (Actual) (State-wise).	92
Statement No.12	Budgeted Expenditure on Education of the Education Departments according to Heads of charges (Revenue Account) for 2016-17 (Revised Estimate).	93
Statement No.12A	Budgeted Expenditure on Education of the Education Departments according to Heads of charges (Capital Account) 2016-17 (Revised Estimate) (State-wise).	95
Statement No.12B	Budgeted Expenditure on Education of the Education Departments according to Heads of charges (Loans & Advances) 2016-17 (Revised Estimate) (State-wise).	96
Statement No.13	Budgeted Expenditure on Education of the Education Department according to Heads of charges (Revenue Account) for 2017-18 (Budget Estimate)	97
Statement No.13A	Budgeted Expenditure on Education of the Education Department according to Heads of charges (Capital Account) 2017-18 (Budget Estimate) (State-wise).	99
Statement No.13B	Budgeted Expenditure on Education of the Education Department according to Heads of charges (Loans & Advances) 2017-18 (Budget Estimate) (State-wise).	100
Statement No.14	Sector-wise Expenditure of Education Departments of States/UTs and Centre (Revenue Account) for 2015-16 (Actual).	101
Statement No.15	Sector-wise Revised Estimate 2016-17 for Education Departments of States/UTs and Centre (Revenue Account).	102
Statement No.16	Sector-wise Budget Estimate 2017-18 for Education Departments of States/UTs and Centre (Revenue Account).	103
Statement No.17	Budgeted Expenditure on Education by Education Department (Capital Account) for 2015-16 (Actual).	104
Statement No.18	Budgeted Expenditure on Education of Education Department (Capital Account) for 2016-17 (Revised Estimate).	105
Statement No.19	Budgeted Expenditure on Education of Education Department (Capital Account) for 2017-18 (Budget Estimate).	106
Statement No.20	Budget Provision for Centre and State/UTs Education Departments under Revenue Account, Capital Accounts and Loans and Advances for 2017-18. (Budget Estimate)	107 -108





# OVERVIEW



## INTRODUCTION

This publication gives the details of the Public Expenditure budgeted by the education departments of the States/UTs and the Centre for various sub-sectors of Education. Departments other than the Department of Education also incur some expenditure on education and an effort has been made to include the budget estimate of their expenditure on education in order to get the complete picture of public expenditure on education in the country. The expenditure of other departments also includes the expenditure on training and research and development activities.

The total amount of budget provisions on the revenue account made for education for the year 2017-18 by education departments for the States/UTs and the Centre works out to Rs. 507677.27 crore (Rs.427891.32 crore in State Sector and Rs.79785.95 crore in the Central sector) which is 15.12% more than the revised estimate of Rs.440978.58 crore for 2016-17. This amount constitutes 11.57% of the total budget provisions made on the revenue account in the States and at the Centre.

Apart from the revenue account, the Education Departments of States/UTs also make some provisions for capital works. The total budget estimate on the capital accounts (including loans) accounted for Rs.13036.44 crore. Taking into account both the revenue as well as the capital account, the total budget estimate for education for 2017-18 of the State Education Departments and the Education Departments of the Centre works out to Rs.520613.71 crore, (which is 9.97% of the total budget estimate).

The total budget provisions (Revenue Account) for 2017-18 made by the departments other than Education works out to Rs.232522.87 crore. Accordingly the expenditure on Education by all the Departments/the total budget provisions for education is given in the following table.

### **Expenditure on Education 2017-18 Budget Estimate ( Revenue Account )**

(Rs in crore)

	<b>Centre</b>	<b>States/UTs</b>	<b>Total</b>
<b>Expenditure (Rs. in crore)</b>	<b>174855.55</b>	<b>582089.45</b>	<b>756945.00</b>
<b>Percentage Share with respect to total</b>	<b>23.10 %</b>	<b>76.9 %</b>	<b>100 %</b>

It is observed from the table that the States/UTs are contributing about 76.9% of the total revenue expenditure on education in the country while centre contributes about 23.10% to the education sector as a whole. The total revenue account of Rs.756945.00 crore constitutes 17.25% of the total budget of the Centre and the States/UTs for 2017-18.

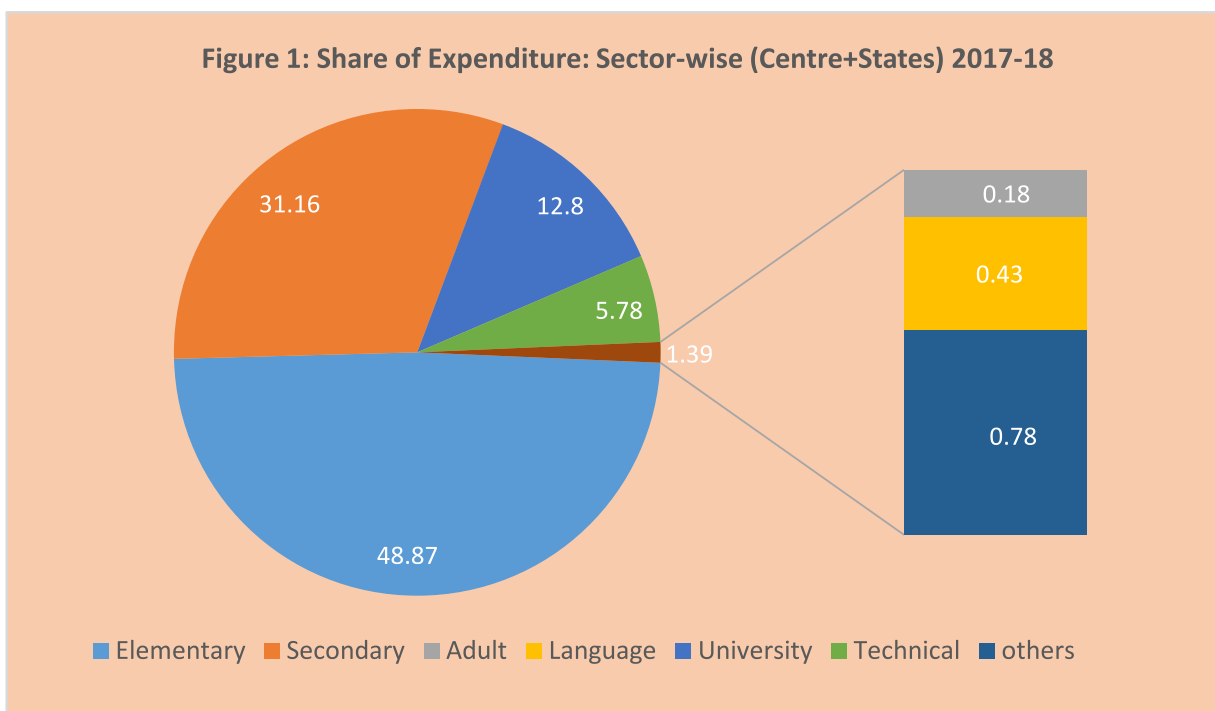
The following table indicates the Sector-wise Expenditure on Education by Education Department incurred by both Centre and States.

**Sector-wise Expenditure on Education by Education Department  
(Revenue Account)  
with percentage share Centre and States/UTs 2017-18 (BE)  
(Rs.in crore)**

<b>Sector</b>	<b>States / UTs Expenditure</b>	<b>State %age Share</b>	<b>Centre Expenditure</b>	<b>Centre %age Share</b>	<b>Total Expenditure</b>	<b>Total %age Share</b>
<i>1</i>	<i>2</i>	<i>3</i>	<i>4</i>	<i>5</i>	<i>6</i>	<i>7</i>
<b>Elementary Education</b>	213861.97	49.98	34228.53	42.90	248090.50	48.87
<b>Secondary Education</b>	146325.96	34.20	11859.14	14.86	158185.10	31.16
<b>Adult Education</b>	566.89	0.13	368.58	0.46	935.47	0.18
<b>Language Development</b>	1731.11	0.40	454.13	0.57	2185.24	0.43
<b>University &amp; Hr. Education</b>	47913.30	11.20	17045.78	21.37	64959.08	12.80
<b>Technical Education</b>	13784.55	3.22	15556.49	19.50	29341.04	5.78
<b>General Education</b>	3707.54	0.87	273.30	0.34	3980.84	0.78
<b>Total Education</b>	427891.32	100.00	79785.95	100.00	507677.27	100.00

Elementary Education accounted for 48.87% of the total expenditure on education in 2017-18, followed by Secondary Education, which was 31.16%. The share of University & Higher Education and Technical Education was 12.80% and 5.78% respectively.

Sector wise expenditure on education for 2017-18 has been depicted in the pie-chart (Figure-1).



## II. ANALYSIS OF BUDGETED EXPENDITURE

Table (1) summarizes the total budget provisions for education by the Education Departments and other Departments of Revenue, Capital & Loan and Advance for Centre and States/Union Territories separately.

Budget provisions for education and training in 2017-18 have gone up to Rs.769981.44 crore (Rs.756945.00 crore under the Revenue Account, Rs. 12936.43 crore under the capital Account and Rs. 100.00 crore under Loans and Advances), forming 14.75% of the total budget provisions. Percentage provisions for education and training for the respective accounts are 17.25% under the Revenue Account, 1.71% under the Capital Account and under Loans and Advances is 0.14%.

The Budget Estimate 2017-18 for education by the Education Departments of the Centre and the States under all the three accounts rose to Rs. 520713.71crore (Rs. 79785.95 crore for the Centre and Rs. 440927.76 crore for the States). This amount consists of Rs. 507677.27 crore under the Revenue Account, Rs.12936.43 crore under the Capital Account and Rs. 100.00 crore under Loans & Advances. The corresponding percentage of these accounts to the respective total budget provisions works out to 11.57%, 1.71% and 0.14%.

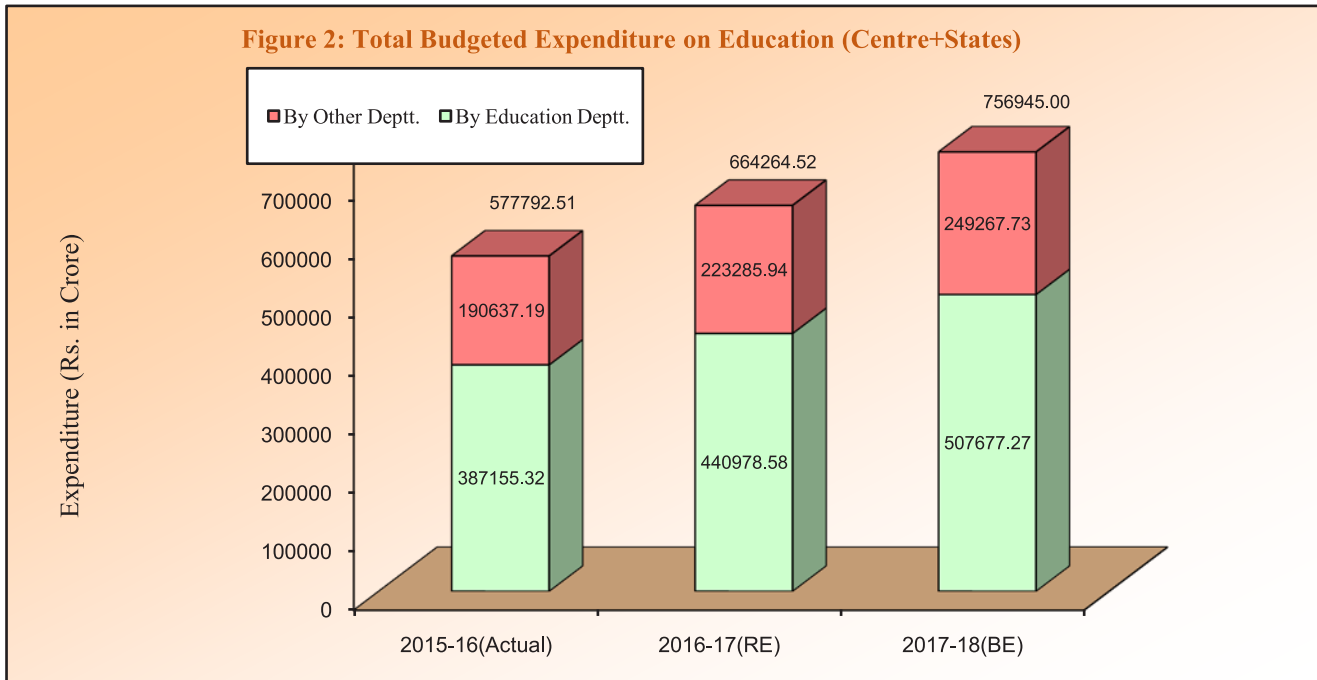
The Revised Estimate of 2016-17 for expenditure on education and training by the Centre and States/Union Territories amounted to Rs.676681.05 crore (Rs.664264.52 crore under Revenue Account, Rs.12262.73 crore under Capital Account and Rs. 153.80 crore under Loans & Advances), comprising Rs.152675.52 crore by the Centre and Rs.524005.53.00 crore by the State/

UTs. The total Revised Estimate for education formed 13.96% of the total Revised Estimate of expenditure.

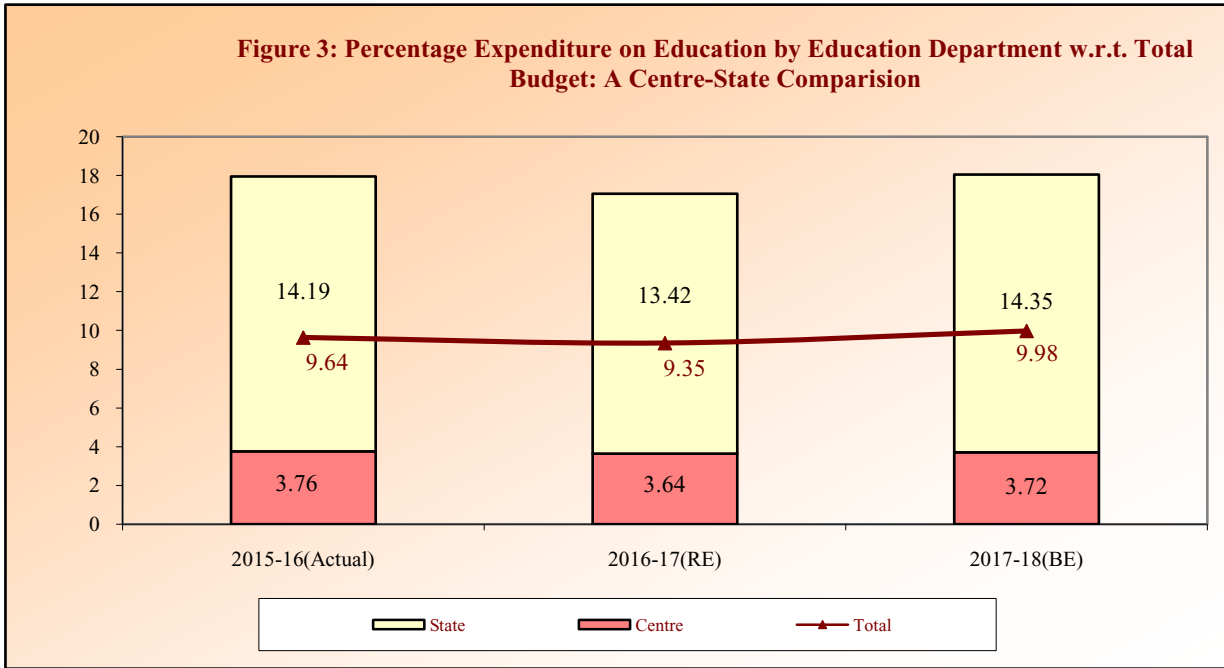
The total Actual Expenditure on education and training by the Centre and the States/Union Territories for the year 2015-16 amounted to Rs.586202.09 crore (Rs.577792.51 crore under Revenue Account, Rs.8197.66 crore under Capital Account and Rs.211.90 crore under Loans & Advances), comprising Rs.142562.97 crore by the Centre and Rs.443639.12 crore by States/UTs. The total expenditure on education constituted 14.29% of the total actual expenditure during 2015-16.

The total expenditure on education during the year 2015-16 (Actual) incurred by the Education Departments of the Centre and the States under all the three accounts; (Revenue Account, Capital Account, & Loans and Advances) amounted to Rs. 395564.89 crore (Rs.67346.62 crore for Centre and Rs.328218.27 crore for States) forming 9.64% of the total expenditure of Centre and States on all the three accounts. Out of this amount, Rs. 387155.32 crore is under the Revenue Account, Rs. 8197.66 crore under the Capital Account (outside Revenue Account) and Rs.211.90 crore under Loans and Advances.

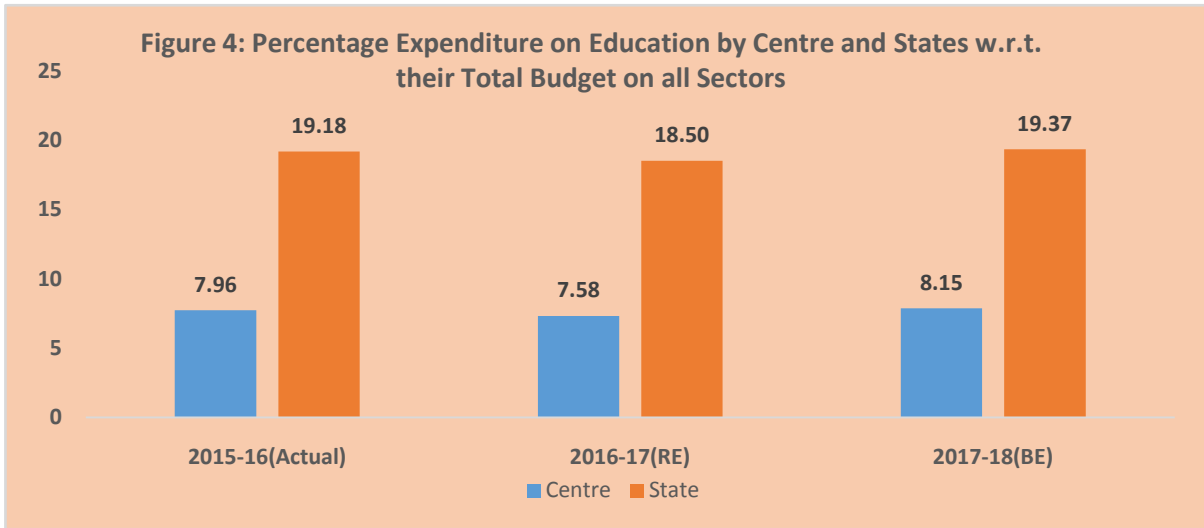
**Figure-2** - a bar diagram indicates the extent and progress of Budgeted expenditure on education by education and other



**Figure-3** shows the share of expenditure on education by education department with respect of the total budget on all the three accounts (Revenue Account, Capital Account, & Loans and Advances) separately for Centre and State. The figure also depicts the total share of expenditure on education by education department by both centre and state together.



**Figure-4** indicates Percentage Expenditure on Education by Centre and States w.r.t their Total Budget on all sectors. Table (2) depicts the budget provisions (Revenue Account) for education vis-à-vis training (Formal & Informal) at the Centre and in the States/Union Territories for the year 2017-18.



The **Figure-5(i) and Figure-5(ii)** - pie-charts, corresponding to this table show that 2.97% of the total Centre Budget for Education spent on Training. The respective figure for States is 1.94%.

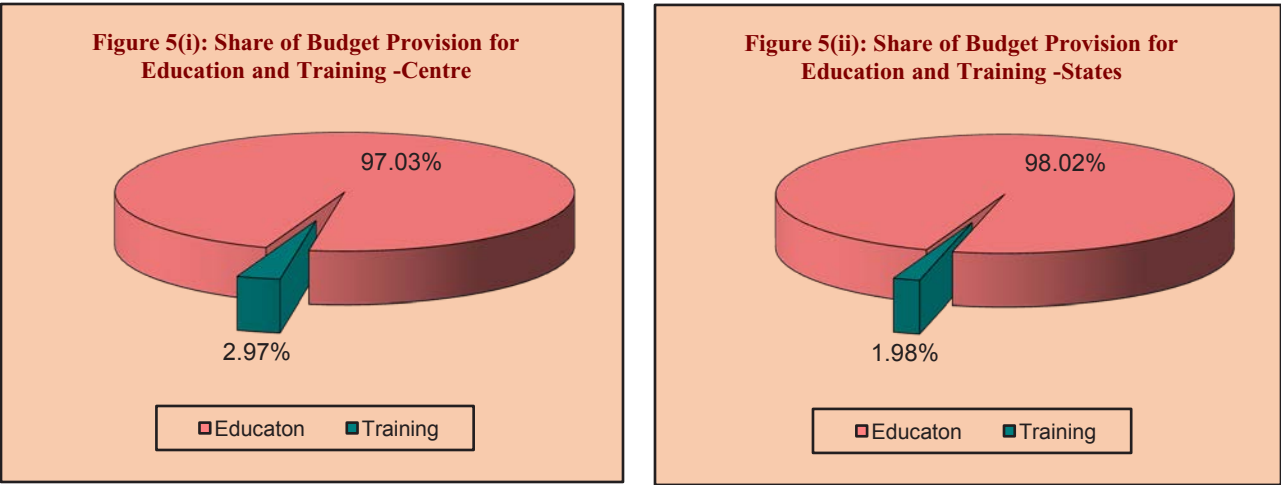


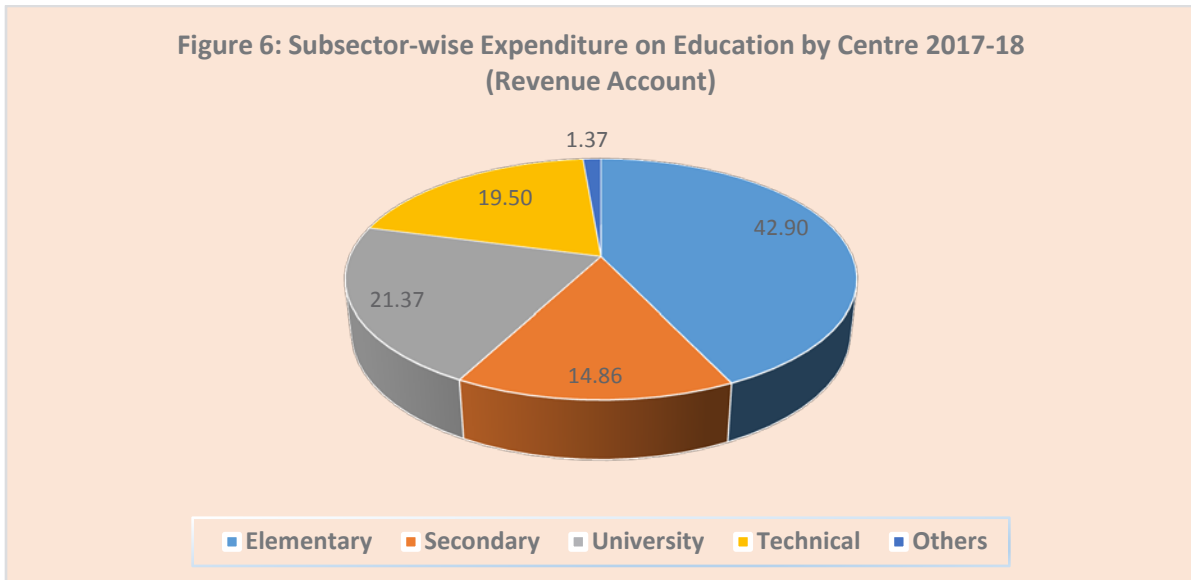
Table (3) gives the sector-wise break-up of the budgeted expenditure on education in the Central Sector of the Ministry of Human Resource Development, Departments of Education for the years 2015-16 (Actual), 2016-17 (Revised Estimate) and 2017-18 (Budget Estimate).

Table (3) indicates that in 2017-18 a major share of Rs. 34228.53 crore or 42.90% of the total budget of the Department of Education is provided for Elementary Education. The second priority is given to University & Higher Education (including DL & Student Finance) which is Rs. 17045.78 crore or 21.37%. The third priority is given to Technical Education which is Rs.15556.49 crore or 19.50%; Rs. 11859.14 crore or 14.86% for Secondary Education and Rs. 368.58 crore forming 0.46% for Adult Education and Rs. 454.13 crore or 0.57% for Language Development Programmes and Rs.273.30 crore or 0.34% for General purposes including research and international co-operation.

Statement (1) gives Ministry/Department wise details of the central budget provision for education including training. This provision, which was Rs.169143.32 crore in 2017-18 constituted 7.88% of the total central budget. The corresponding percentage of budget provision in 2015-16 and 2016-17 was 7.32% and 7.72% respectively.

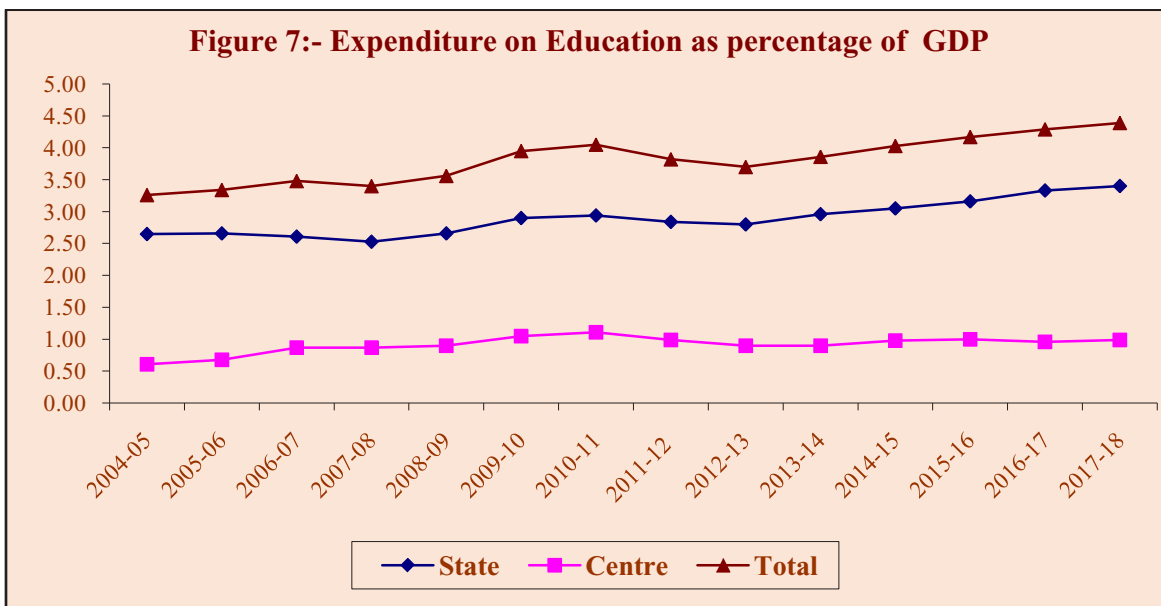


**Figure-6** A pie-chart depicts relative emphasis on various sub-sectors in the Central Budget (Revenue Account).



### III. EXPENDITURE ON EDUCATION AS PERCENTAGE OF GROSS DOMESTIC PRODUCT (GDP)/ GROSS STATE DOMESTIC PRODUCT (GSDP)

**Figure-7** indicates the year-wise expenditure on education as percentage of National GDP for States, Centre and Total (based on Table 5). It may be seen here that total expenditure on education as percentage of GDP has started showing increasing trend from the year 2013-14 from 3.86% to 4.43% in the year 2017-18.

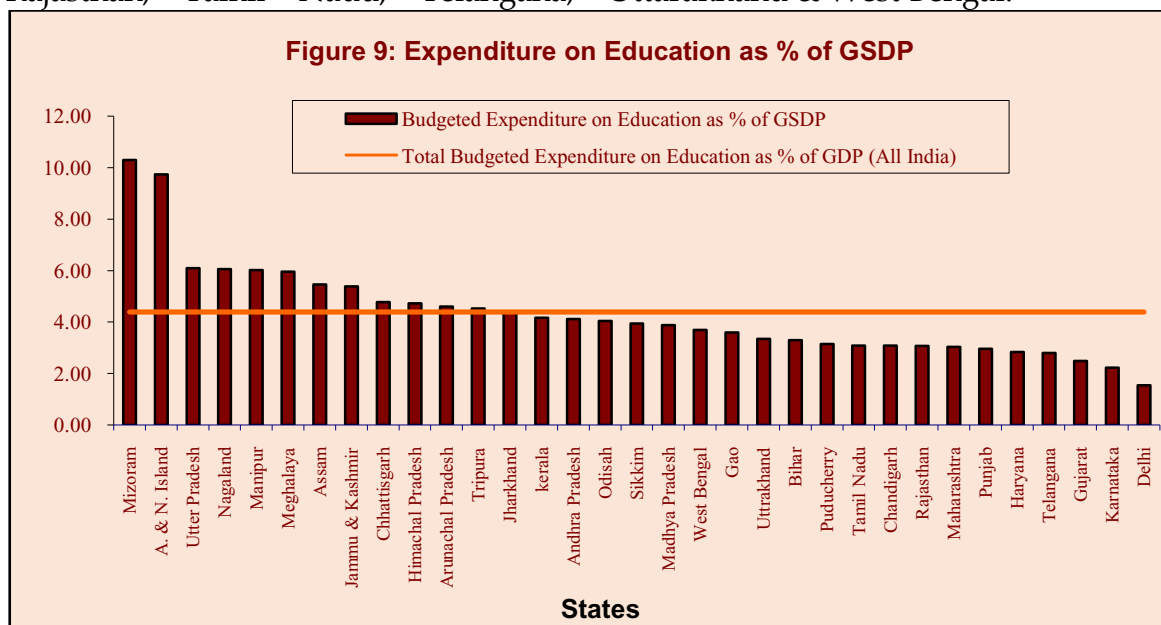


If we look at the percentage share of GDP for Centre and States separately, it may be seen that centre's share showing an increasing trend over the years and gone up from 0.51% in 2000-01 to highest in 1.11% and after a slight dip in two years has now comes to 1.02% in the year 2017-18. While the state's share has declined from 3.63% in the year 2000-01 to 3.41% in 2017-18.

**The total Budgeted expenditure of all Departments on the Revenue Account for all States and UTs during 2017-18 formed 25.67% of the total Gross Domestic Product (GDP) and only 2.97% of the GDP was provided in the budgets of the education departments. When the provision for education for all departments including education departments is taken into account this percentage works out to be 4.43%.**

Table - 5 shows sector-wise estimated public expenditure on Education as percentage of Gross Domestic Product (GDP) with the break- up of States/UTs. & Center for the year 2015-16(Actual), 2016-17 (Revised Estimate) and 2017-18 (Budget Estimate). In the year 2017-18 the expenditure on elementary education is about 1.90% of GDP which is maximum among all other sub sectors of education followed by secondary education which is hovering around 1.08 of GDP. Contribution made by adult education (0.01) as percentage of GDP is lowest among all the sub sectors followed by University & Higher Education and Technical education for which it is around 0.67% and 0.77% respectively. The percentage of total budgeted expenditure of States/UTs to their Gross State Domestic Product is worked out in Table-5.

Figure-8 indicates the State-wise relationship between budgeted expenditure on education for all departments on Revenue Account in terms of the Gross State Domestic Product for the available years of various States and Union Territories for the purpose of comparative study. It is observed from the graph that the percentage of expenditure on education is below the National GDP in respect of the major states such as Andhra Pradesh, Chhattisgarh, Gujarat, Haryana, Jharkhand, Karnataka, Kerala, Maharashtra, Odisha, Punjab, Rajasthan, Tamil Nadu, Telangana, Uttarakhand & West Bengal.



#### IV. EXPLANATORY NOTE ON SECTOR-WISE EXPENDITURE ON EDUCATION

Table-5 presents Public Expenditure on different sectors of Education i.e. Elementary, Secondary, University, Adult and Technical Education as percentage of GDP for Centre and States/UTs separately. Sector wise break up of expenditure incurred by other departments on education is not available in the budget documents of the Central Ministries (other than MHRD) and budget documents of States/UTs. Therefore to arrive at the sector wise expenditure on education following method has been adopted:-

Ministries of Railways, Defence, Labour and Employment, Social Justice & Empowerment, Culture, Tribal Development of North Eastern Region and Department of Women & Child Development mainly goes towards Elementary and Secondary Education sectors and therefore expenditure incurred by these Ministries has been counted towards Elementary & Secondary in the same proportion as that of the expenditure incurred by the Education Department on these two sectors.

Expenditure incurred by the Ministries of Agriculture, Civil Aviation, Finance, Home Affairs, External Affairs, Environment & Forests, Rural Development, Panchayat Raj, Shipping, Road Transport & Highways, Tourism, Urban Development, Water Resources, Youth Affairs & Sports and Consumer Affairs, Food & Public Distribution presumably mainly goes towards Higher Education sector and therefore expenditure incurred by these Ministries has been counted towards University & Higher Education sector.

Expenditure incurred by the Ministries of Health & Family Welfare, Information & Broadcasting, Power, Science & Technology, Small Scale Industries, Earth Science and Mines goes towards Technical Education sector.

As regard to expenditure incurred by other departments of States/UTs, separate statewise breakup of expenditure on education is not available. Therefore, to arrive at the sector wise expenditure of other departments of States/UTs, same ratio has been used in case of other departments as expenditure of education at the centre (MHRD).

\*\*\*



# **ANALYTICAL TABLES**



**Table No. (1) - Budgeted Expenditure on Education by Education Department and Other Departments  
(Revenue + Capital + Loan & Advances)**

**(Rupees in Crore)**

	Actual ( 2015-16)			Revised Estimate ( 2016-17)			Budget Estimate ( 2017-18 )		
	Expenditure on Education			Expenditure on Education			Expenditure on Education		
	Education Department	Other Department	Total	Education Department	Other Department	Total	Education Department	Other Department	Total
1	2	3	4	5	6	7	8	9	10
<b>Centre</b>									
Total	67346.62	75216.35	142562.97	73303.77	79371.75	152675.52	79785.95	95069.60	174855.55
	(3.76)	(4.20)	(7.96)	(3.64)	(3.94)	(7.58)	(3.72)	(4.43)	(8.15)
<b>States/UTs</b>									
Total	328218.27	115420.85	443639.12	380091.33	143914.20	524005.53	440927.76	154198.13	595125.89
	(14.19)	(4.99)	(19.18)	(13.42)	(5.08)	(18.50)	(14.35)	(5.02)	(19.37)
<b>Total(Centre + States/UTs)</b>									
Total	395564.89	190637.20	586202.09	453395.10	223285.95	676681.05	520713.71	249267.73	769981.44
	(9.64)	(4.65)	(14.29)	(9.35)	(4.61)	(13.96)	(9.98)	(4.78)	(14.75)

NOTE---Figures in brackets indicate percentage to total Budget of all Sectors.

**Table No. (2) - Budgeted Expenditure on Education and Training (Revenue Account)**

**(Rupees in Crore)**

1	Actual ( 2015-16)			Revised Estimate ( 2016-17)			Budget Estimate ( 2017-18 )		
	Centre 2	States/Uts 3	Total 4	Centre 5	States/Uts 6	Total 7	Centre 8	States/Uts 9	Total 10
<b>Education</b>									
Education Depts	67346.62 (4.38)	319808.70 (17.02)	387155.32 (11.33)	73303.77 (4.23)	367674.81 (16.08)	440978.58 (10.97)	79785.95 (4.34)	427891.32 (16.77)	507677.27 (11.57)
Other Depts	72279.70 (4.70)	108313.46 (5.76)	180593.16 (5.29)	75404.90 (4.35)	133758.16 (5.85)	209163.06 (5.20)	89870.35 (4.89)	142652.52 (5.59)	232522.87 (5.30)
<b>Total</b>	<b>139626.32 (9.08)</b>	<b>428122.16 (22.78)</b>	<b>567748.48 (16.62)</b>	<b>148708.67 (8.57)</b>	<b>501432.97 (21.93)</b>	<b>650141.64 (16.17)</b>	<b>169656.30 (9.24)</b>	<b>570543.84 (22.36)</b>	<b>740200.14 (16.87)</b>
<b>Training</b>									
<b>Total</b>	<b>2936.64 (0.19)</b>	<b>7107.39 (0.38)</b>	<b>10044.03 (0.29)</b>	<b>3966.85 (0.23)</b>	<b>10156.03 (0.44)</b>	<b>14122.88 (0.35)</b>	<b>5199.25 (0.28)</b>	<b>11545.61 (0.45)</b>	<b>16744.86 (0.38)</b>
<b>Grand Total</b>	<b>142562.96 (9.27)</b>	<b>435229.55 (23.16)</b>	<b>577792.51 (16.91)</b>	<b>152675.52 (8.80)</b>	<b>511589.00 (22.38)</b>	<b>664264.52 (16.52)</b>	<b>174855.55 (9.52)</b>	<b>582089.45 (22.82)</b>	<b>756945.00 (17.25)</b>

NOTE---Figures in brackets indicate percentage to total Budget of all Sectors.



**Table - (3)- Budgeted Expenditure on Education by MHRD of Central Government (Revenue Account)**

**(Rs. in Crore)**

		<b>2015-16</b>	<b>2016-17</b>	<b>2017-18</b>
<b>S.No.</b>	<b>Sectors</b>	<b>(Actual)</b>	<b>(R.E)</b>	<b>(B.E)</b>
<b>Department of School Education and Literacy (SE &amp; L)</b>				
<b>1</b>	Elementary Education	31600.92	32826.65	34228.53
<b>2</b>	Secondary Education	9758.38	10605.70	11859.14
<b>3</b>	Adult Education	445.06	168.22	368.58
	<b>TOTAL (SE &amp; L)</b>	<b>41804.36</b>	<b>43600.57</b>	<b>46456.25</b>
<b>Department of Higher Education (HE)</b>				
<b>1</b>	University & Higher Education	12379.01	14137.17	14070.78
<b>2</b>	Development of Language	376.71	433.92	454.13
<b>3</b>	Distance Learning and Technical Enabled Learning	417.01	609.74	595.00
<b>4</b>	Planning, Administration, Global Engagement and Book promotion	222.50	273.91	273.30
<b>5</b>	Student Financial Aid	2177.14	2135.63	2380.00
<b>6</b>	Technical Education	9969.89	12112.83	15556.49
	<b>TOTAL Higher Education</b>	<b>25542.26</b>	<b>29703.20</b>	<b>33329.70</b>
	<b>GRAND TOTAL (SE&amp;L + HE)</b>	<b>67346.62</b>	<b>73303.77</b>	<b>79785.95</b>

Table (4) - Statement Indicating the Public Expenditure on Education as percentage of GDP

S.No.	Year	G D P at current prices ( at factor cost) (Rs. in crore)	Total Expenditure on Education by Education Department (Rs. in crore)						Total Expenditure on Education by Education & Other Department (Rs. in crore)					
			States	Centre	States+Centre	States as % of GDP	Centre as % of GDP	(States+Centre) as % of GDP	States	Centre	States+Centre	States as % of GDP	Centre as % of GDP	(States+Centre) as % of GDP
1	2	3	4	5	6	7	8	9	10	11	12	13	14	15
1	2000-01	1991982.00	54572.84	7925.25	62498.09	2.74	0.40	3.14	72290.53	10195.95	82486.48	3.63	0.51	4.14
2	2001-02	2167745.00	56810.73	8036.98	64847.71	2.62	0.37	2.99	65746.19	14119.52	79865.71	3.03	0.65	3.68
3	2002-03	2338200.00	59472.29	9089.25	68561.54	2.54	0.39	2.93	69350.70	16156.63	85507.33	2.97	0.69	3.66
4	2003-04	2622216.00	62867.46	10177.47	73044.93	2.40	0.39	2.79	71978.28	17100.97	89079.25	2.74	0.65	3.40
5	2004-05	2971464.00	68169.62	13111.23	81280.85	2.29	0.44	2.73	78668.14	18025.96	96694.10	2.65	0.61	3.26
6	2005-06	3390503.00	76660.54	17823.16	94483.70	2.26	0.53	2.79	90018.94	23209.77	113228.71	2.66	0.68	3.34
7	2006-07	3953276.00	86466.89	23873.47	110340.36	2.19	0.60	2.79	103147.47	34236.52	137383.99	2.61	0.87	3.48
8	2007-08	4582086.00	98609.88	26769.75	125379.63	2.15	0.58	2.74	115877.90	39919.37	155797.27	2.53	0.87	3.40
9	2008-09	5303567.00	118386.73	34435.67	152822.40	2.23	0.65	2.88	141091.25	47977.59	189068.84	2.66	0.90	3.56
10	2009-10	6108903.00	150194.39	39941.69	190136.08	2.46	0.65	3.11	177232.79	64023.23	241256.02	2.90	1.05	3.95
11	2010-11	7248860.00	181604.73	51905.38	233510.11	2.51	0.72	3.22	212817.50	80660.73	293478.23	2.94	1.11	4.05
12	2011-12	8736329.00	209830.99	60260.79	270091.78	2.40	0.69	3.09	247855.86	86074.52	333930.38	2.84	0.99	3.82
13	2012-13	9944013.00	233124.92	66087.62	299212.54	2.34	0.66	3.01	278375.27	89757.60	368132.87	2.80	0.90	3.70
14	2013-14	11233522.00	261737.14	71494.77	333231.91	2.33	0.64	2.97	318249.79	112626.03	430878.82	2.83	1.00	3.84
15	2014-15	12467959.00	292386.00	68925.78	361311.78	2.35	0.55	2.90	373457.32	133391.82	506849.14	3.00	1.07	4.07
16	2015-16	13771874.00	319808.70	67346.62	387155.32	2.32	0.49	2.81	435229.55	142562.97	577792.52	3.16	1.04	4.20
17	2016-17 (RE)	15362386.00	367674.81	73303.77	440978.58	2.39	0.48	2.87	511589.00	152675.52	664264.52	3.33	0.99	4.32
18	2017-18 (BE)	17095005.00	427891.32	79785.95	507677.27	2.50	0.47	2.97	582089.45	174855.55	756945.00	3.41	1.02	4.43

Note:- (i) GDP figures have been taken from Press Note Released on 31-01-2019 by National Accounts Division, CSO, MOSPI .

**Table-(5)- Statement indicating Public expenditure on Education as percentage of GDP Sector-wise (Estimated)**

SNo.	Sector	Expenditure (Rs in crore)			Expenditure( As % of GDP)		
		States/Uts	Centre	Total	States/Uts	Centre	Total
<b>Year 2015-16(Actual) GDP :- Rs.13771874 crore( Provisional)</b>							
1	Elementary Education	204244.77	60103.77	264348.54	1.48	0.44	1.92
2	Secondary Education	124080.05	18560.07	142640.12	0.90	0.13	1.04
3	University & Higher Education	55367.36	26129.12	81496.48	0.40	0.19	0.59
4	Adult Education	722.78	445.06	1167.84	0.01	0.00	0.01
5	Technical Education	50814.58	37324.94	88139.52	0.37	0.27	0.64
<b>Total ( Education )</b>		<b>435229.54</b>	<b>142562.97</b>	<b>577792.51</b>	<b>3.16</b>	<b>1.04</b>	<b>4.20</b>
<b>Year 2016-17(RE) GDP :- Rs.15362386 crore( Provisional)</b>							
1	Elementary Education	227730.46	57865.94	285596.40	1.48	0.38	1.86
2	Secondary Education	145716.25	18695.44	164411.70	0.95	0.12	1.07
3	University & Higher Education	66666.04	30818.16	97484.20	0.43	0.20	0.63
4	Adult Education	771.81	168.22	940.03	0.01	0.00	0.01
5	Technical Education	70704.44	45127.76	115832.20	0.46	0.29	0.75
<b>Total ( Education )</b>		<b>511589.00</b>	<b>152675.52</b>	<b>664264.52</b>	<b>3.33</b>	<b>0.99</b>	<b>4.32</b>
<b>Year 2017-18(BE) GDP :- Rs.17095005 crore (Provisional)</b>							
1	Elementary Education	260960.71	63266.88	324227.59	1.53	0.37	1.90
2	Secondary Education	162644.24	21920.04	184564.28	0.95	0.13	1.08
3	University & Higher Education	80627.18	34589.53	115216.71	0.47	0.20	0.67
4	Adult Education	566.89	368.58	935.47	0.00	0.00	0.01
5	Technical Education	77290.43	54710.52	132000.95	0.45	0.32	0.77
<b>Total ( Education )</b>		<b>582089.45</b>	<b>174855.55</b>	<b>756945.00</b>	<b>3.41</b>	<b>1.02</b>	<b>4.43</b>

Table No. -6 (a) Relationship between Budgeted Expenditure on Education and Gross State Domestic Product (GSDP) of States and UTs during 2015-16 (Actual)

Sl. No.	States/UTs	Gross State Domestic Product at Current Prices	Total State Revenue Expenditure	Total Expenditure on Education & Training by Education & Other Department	Total Expenditure on Education by Education Department	% of Total Revenue Expenditure to GSDP	% of Expenditure on Education & Training by Education & Other Department to Total Revenue Expenditure	(Rs.in Crore)		
								% of Expenditure on Education by Department to Total Revenue Expenditure	% of Expenditure on Education & Training by Education & Other Department to GSDP	% of Expenditure on Education by Department to GSDP
1	2	3	4	5	6	7	8	9	10	11
1	Andhra Pradesh	604229.00	95,949.67	23587.13	13901.70	15.88	24.58	14.49	3.90	2.30
2	Arunachal Pradesh	18534.00	8,362.74	1364.39	1168.81	45.12	16.32	13.98	7.36	6.31
3	Assam	227959.00	37,011.42	9879.05	8965.07	16.24	26.69	24.22	4.33	3.93
4	Bihar	369469.00	83,615.94	16120.48	11426.59	22.63	19.28	13.67	4.36	3.09
5	Chhattisgarh	227383.00	43,701.06	7916.17	6980.35	19.22	18.11	15.97	3.48	3.07
6	Goa	55054.00	8,419.57	1865.57	1199.71	15.29	22.16	14.25	3.39	2.18
7	Gujarat	1029010.00	95,778.54	26490.21	17698.45	9.31	27.66	18.48	2.57	1.72
8	Haryana	485184.00	59,235.70	10754.52	8951.70	12.21	18.16	15.11	2.22	1.85
9	Himachal Pradesh	114239.00	22,302.81	4541.38	3761.33	19.52	20.36	16.86	3.98	3.29
10	Jammu & Kashmir	117187.00	36,420.40	7466.68	6291.66	31.08	20.50	17.28	6.37	5.37
11	Jharkhand	206613.00	36,552.83	7144.98	5427.39	17.69	19.55	14.85	3.46	2.63
12	Karnataka	1045182.00	1,17,028.58	23869.56	18401.68	11.20	20.40	15.72	2.28	1.76
13	Kerala	561546.00	78,689.47	18667.77	13475.50	14.01	23.72	17.12	3.32	2.40
14	Madhya Pradesh	541189.00	99,770.70	18304.48	14210.64	18.44	18.35	14.24	3.38	2.63
15	Maharashtra	1986721.00	1,90,374.05	57754.65	42217.03	9.58	30.34	22.18	2.91	2.12
16	Manipur	19531.00	7,382.57	1402.48	950.42	37.80	19.00	12.87	7.18	4.87
17	Meghalaya	25117.00	6,347.73	1084.81	886.07	25.27	17.09	13.96	4.32	3.53
18	Mizoram	15139.00	5,570.86	1558.14	851.34	36.80	27.97	15.28	10.29	5.62
19	Nagaland	19524.00	7,581.92	1074.20	961.62	38.83	14.17	12.68	5.50	4.93
20	Odisha	330874.00	58,805.71	12199.91	8553.65	17.77	20.75	14.55	3.69	2.59
21	Punjab	390087.00	50,073.49	9513.05	8179.21	12.84	19.00	16.33	2.44	2.10
22	Rajasthan	681704.00	1,06,239.24	23143.31	20876.20	15.58	21.78	19.65	3.39	3.06
23	Sikkim	18034.00	3,644.58	738.93	673.27	20.21	20.27	18.47	4.10	3.73
24	Tamil Nadu	1176500.00	1,40,993.23	35947.22	25960.73	11.98	25.50	18.41	3.06	2.21
25	Telangana	577902.00	75,895.74	15789.09	8895.87	13.13	20.80	11.72	2.73	1.54
26	Tripura	35938.00	7,868.47	1617.31	1424.74	21.89	20.55	18.11	4.50	3.96
27	Uttarakhand	1137210.00	23,086.44	5418.32	4310.36	2.03	23.47	18.67	0.48	0.38
28	Uttar Pradesh	177163.00	2,12,735.95	51499.99	35916.29	120.08	24.21	16.88	29.07	20.27
29	West Bengal	797300.00	1,18,827.27	23143.31	18916.52	14.90	19.48	15.92	2.90	2.37
30	A&N Islands	6032.00	3348.424	533.41	432.81	55.51	15.93	12.93	8.84	7.18
31	Chandigarh	29301.00	3192.793	904.32	533.35	10.90	28.32	16.70	3.09	1.82
32	Delhi	550804.00	26,342.55	7220.39	6407.17	4.78	27.41	24.32	1.31	1.16
33	Puducherry	26617.00	5,285.29	886.07	626.31	19.86	16.76	11.85	3.33	2.35
	<b>All India (2015-16)</b>	<b>13771874.00</b>	<b>3417031.63</b>	<b>577792.51</b>	<b>387155.32</b>	<b>24.81</b>	<b>16.79</b>	<b>11.33</b>	<b>4.20</b>	<b>2.81</b>

Note: (i) GSDP figures have been taken from Press Note Released on 31-01-2019 by National Accounts Division, CSO, MOSPI.

Table No. :6 (b) Relationship between Budgeted Expenditure on Education and Gross State Domestic Product (GSDP) of States and Uts during 2016-17 ( Revised Estimate)

Sl. No.	States/UTs	Gross State Domestic Product at Current Prices	Total State Revenue Budget	Total Expenditure on Education & Training by Education & Other Department	Total Expenditure on Education by Education Department	% of Total Revenue Budget to GSDP	% of Education & Training Budget to Total Revenue Budget	(Rs.in Crore)		
								% of Education Budget of Education Department to Total Revenue Budget	% of Education & Training Budget of Education & Other Department to Total GSDP	% of Education Budget of Education Department to GSDP
1	2	3	4	5	6	7	8	9	10	11
1	Andhra Pradesh	697508.00	112306.38	30389.67	18031.03	58.53	27.06	16.06	15.84	9.40
2	Arunachal Pradesh	20207.00	9781.07	1044.60	852.64	48.40	10.68	8.72	5.17	4.22
3	Assam	254341.00	65676.78	13962.04	12155.71	25.82	21.26	18.51	5.49	4.78
4	Bihar	425888.00	119293.62	17539.86	13042.88	28.01	14.70	10.93	4.12	3.06
5	Chhattisgarh	254722.00	57964.62	11694.16	10152.41	22.76	20.17	17.51	4.59	3.99
6	Goa	62661.00	9988.45	2138.49	1403.05	15.94	21.41	14.05	3.41	2.24
7	Gujarat	1162287.00	109009.47	27028.97	17920.70	9.38	24.80	16.44	2.33	1.54
8	Haryana	547396.00	72548.76	13270.47	10840.65	13.25	18.29	14.94	2.42	1.98
9	Himachal Pradesh	125122.00	27613.27	5850.01	4928.12	22.07	21.19	17.85	4.68	3.94
10	Jammu & Kashmir	126847.00	42036.65	6241.92	4761.26	33.14	14.85	11.33	4.92	3.75
11	Jharkhand	235560.00	51783.77	9862.34	7422.65	21.98	19.05	14.33	4.19	3.15
12	Karnataka	1155912.00	131804.76	26851.83	20624.86	11.40	20.37	15.65	2.32	1.78
13	Kerala	621700.00	94555.63	21803.10	15455.28	15.21	23.06	16.35	3.51	2.49
14	Madhya Pradesh	648849.00	124516.01	25759.45	20203.14	19.19	20.69	16.23	3.97	3.11
15	Maharashtra	2257032.00	234389.66	62825.06	43281.57	10.38	26.80	18.47	2.78	1.92
16	Manipur	20868.00	9601.01	1525.85	938.86	46.01	15.89	9.78	7.31	4.50
17	Meghalaya	27067.00	8593.95	1479.85	1279.39	31.75	17.22	14.89	5.47	4.73
18	Mizoram	17521.00	7538.84	1894.62	990.75	43.03	25.13	13.14	10.81	5.65
19	Nagaland	21488.00	9530.04	1243.27	1116.40	44.35	13.05	11.71	5.79	5.20
20	Odisha	377202.00	72740.07	15992.69	10545.55	19.28	21.99	14.50	4.24	2.80
21	Punjab	429666.00	62733.81	13256.94	11680.42	14.60	21.13	18.62	3.09	2.72
22	Rajasthan	743646.00	134266.17	28308.88	25320.12	18.06	21.08	18.86	3.81	3.40
23	Sikkim	20020.00	4535.89	844.37	744.03	22.66	18.62	16.40	4.22	3.72
24	Tamil Nadu	1270490.00	159259.07	40620.57	28657.23	12.54	25.51	17.99	3.20	2.26
25	Telangana	659676.00	86870.38	22082.86	8761.00	13.17	25.42	10.09	3.35	1.33
26	Tripura	39612.00	10003.88	1988.49	1746.38	25.25	19.88	17.46	5.02	4.41
27	Uttarakhand	191886.00	25297.23	6227.20	4620.49	13.18	24.62	18.26	3.25	2.41
28	Uttar Pradesh	1248374.00	244900.91	54650.72	36135.50	19.62	22.32	14.76	4.38	2.89
29	West Bengal	879167.00	138809.50	33774.91	24063.79	15.79	24.33	17.34	3.84	2.74
30	A&N Islands	6649.00	4066.87	620.01	495.48	61.17	15.25	12.18	9.32	7.45
31	Chandigarh	31823.00	3624.04	913.65	622.43	11.39	25.21	17.17	2.87	1.96
32	Delhi	615605.00	32076.43	8796.94	7761.07	5.21	27.42	24.20	1.43	1.26
33	Puducherry	29240.00	5656.11	957.22	697.73	19.34	16.92	12.34	3.27	2.39
	<b>All India (2016-17)</b>	<b>15362386.00</b>	<b>4020839.79</b>	<b>664264.52</b>	<b>440978.58</b>	<b>26.17</b>	<b>16.40</b>	<b>10.97</b>	<b>4.32</b>	<b>2.87</b>

Note: (i) GSDP figures have been taken from Press Note Released on 31-01-2019 by National Accounts Division, CSO, MOSPI.

Table No. -6 (c) Relationship between Budgeted Expenditure on Education and Gross State Domestic Product (GSDP) of States and Uts during 2017-18 (Budget Estimate)

(Rs.in crore)										
Sl. No.	States/UTs	Gross State Domestic Product at Current Prices, Base year-2016-17	Total State Revenue Budget	Total Expenditure on Education & Training by Education & Other Department	Total Expenditure on Education by Education Department	% of Total Revenue Budget to GSDP	% of Education & Training Budget to Total Revenue Budget	% of Education Budget of Education Department to Total Revenue Budget	% of Education & Training Budget of Education & Other Department to Total GSDP	% of Education Budget of Education Department to GSDP
1	2	3	4	5	6	7	8	9	10	11
1	Andhra Pradesh	809547.00	125911.62	33331.18	20196.76	15.55	26.47	16.04	4.12	2.49
2	Arunachal Pradesh	23437.00	11197.32	1078.24	854.35	47.78	9.63	7.63	4.60	3.65
3	Assam *	254341.00	68319.45	13887.13	12402.79	26.86	20.33	18.15	5.46	4.88
4	Bihar	487628.00	122602.82	16045.49	12122.91	25.14	13.09	9.89	3.29	2.49
5	Chhattisgarh	284194.00	61312.83	13574.64	11940.70	21.57	22.14	19.48	4.78	4.20
6	Goa *	62661.00	10670.16	2256.25	1337.89	17.03	21.15	12.54	3.60	2.14
7	Gujarat *	1162287.00	125455.63	28944.15	19106.83	10.79	23.07	15.23	2.49	1.64
8	Haryana *	547396.00	79935.84	15515.73	12723.70	14.60	19.41	15.92	2.83	2.32
9	Himachal Pradesh	136542.00	28755.22	6447.70	5176.65	21.06	22.42	18.00	4.72	3.79
10	Jammu & Kashmir*	126847.00	48227.13	6839.48	5152.08	38.02	14.18	10.68	5.39	4.06
11	Jharkhand	255271.00	57861.32	11210.97	8569.73	22.67	19.38	14.81	4.39	3.36
12	Karnataka	1325443.00	144755.00	29461.61	21309.61	10.92	20.35	14.72	2.22	1.61
13	Kerala *	621700.00	109627.88	25894.86	17985.58	17.63	23.62	16.41	4.17	2.89
14	Madhya Pradesh	728242.00	134519.27	28226.04	22544.42	18.47	20.98	16.76	3.88	3.10
15	Maharashtra	2496505.00	248248.7	75979.51	58906.32	9.94	30.61	23.73	3.04	2.36
16	Manipur	23048.00	9522.70	1388.57	816.48	41.32	14.58	8.57	6.02	3.54
17	Meghalaya	29864.00	10647.64	1700.01	1456.59	35.65	15.97	13.68	5.69	4.88
18	Mizoram	17620.00	6386.20	1815.46	883.96	36.24	28.43	13.84	10.30	5.02
19	Nagaland *	21488.00	10149.94	1301.56	1185.60	47.24	12.82	11.68	6.06	5.52
20	Odisha	415982.00	82237.23	16810.56	11613.73	19.77	20.44	14.12	4.04	2.79
21	Punjab	475554.00	74864.74	14075.45	12416.97	15.74	18.80	16.59	2.96	2.61
22	Rajasthan	823291.00	143690.09	25303.79	22828.79	17.45	17.61	15.89	3.07	2.77
23	Sikkim	22248.00	4613.48	875.71	798.27	20.74	18.98	17.30	3.94	3.59
24	Tamil Nadu	1427074.00	175293.13	44155.78	32571.46	12.28	25.19	18.58	3.09	2.28
25	Telangana	753804.00	108511.73	21132.48	10586.78	14.40	19.47	9.76	2.80	1.40
26	Tripura	46133.00	11750.56	2091.61	1829.53	25.47	17.80	15.57	4.53	3.97
27	Uttarakhand	214033.00	31550.83	7177.61	5696.41	14.74	22.75	18.05	3.35	2.66
28	Uttar Pradesh	1376324.00	307118.63	83776.93	56681.65	22.31	27.28	18.46	6.09	4.12
29	West Bengal	1020858.00	142644.44	37651.70	26267.58	13.97	26.40	18.41	3.69	2.57
30	A&N Islands *	6649.00	3736.69	647.70	531.08	56.20	17.33	14.21	9.74	7.99
31	Chandigarh *	31823.00	3837.40	979.91	672.15	12.06	25.54	17.52	3.08	2.11
32	Delhi	690098.00	38426.91	10635.81	9544.62	5.57	27.68	24.84	1.54	1.38
33	Puducherry	32215.00	5653.80	1013.71	749.47	17.55	17.93	13.26	3.15	2.33
	<b>All India (2017-18)</b>	<b>17095005.00</b>	<b>4388028.19</b>	<b>756945.00</b>	<b>507677.27</b>	<b>25.67</b>	<b>17.11</b>	<b>11.57</b>	<b>4.43</b>	<b>2.97</b>
Note: (i) GSDP figures have been taken from Press Note Released on 31-01-2019 by National Accounts Division, CSO, MOSPI.										
* GSDP as per previous year.										

<b>Table -(7)-Total Budget (States and Centre)( Revenue, Capitals and Loan &amp; Advances)</b>			
<b>(Rs.in crore)</b>			
	<b>2015-16</b>	<b>2016-17</b>	<b>2017-18</b>
	<b>ACTUAL</b>	<b>REVISED ESTIMATE</b>	<b>BUDGET ESTIMATE</b>
<b>1</b>	<b>4</b>	<b>7</b>	<b>10</b>
<b>REVENUE</b>			
<b>State + UTs</b>	1879270.63	2286279.79	2551094.19
<b>Centre</b>	1537761.00	1734560.00	1836934.00
<b>TOTAL REVENUE</b>	<b>3417031.63</b>	<b>4020839.79</b>	<b>4388028.19</b>
<b>CAPITALS</b>			
<b>State + UTs</b>	340520.11	426874.50	485874.20
<b>Centre</b>	179495.00	238336.00	271021.00
<b>TOTAL CAPITAL</b>	<b>520015.11</b>	<b>665210.50</b>	<b>756895.20</b>
<b>LOAN &amp; ADVANCES</b>			
<b>State + UTs</b>	92914.64	119599.00	35231.23
<b>Centre</b>	73527.00	41511.00	38780.00
<b>TOTAL LOAN &amp; ADVANCES</b>	<b>166441.64</b>	<b>161110.00</b>	<b>74011.23</b>
<b>REVENUE+CAPITAL+LOAN &amp; ADVANCES</b>			
<b>State + UTs</b>	2312705.38	2832753.29	3072199.62
<b>Centre</b>	1790783.00	2014407.00	2146735.00
<b>GRAND TOTAL</b>	<b>4103488.38</b>	<b>4847160.29</b>	<b>5218934.62</b>





**APPENDICES**  
**STATISTICAL**  
**STATEMENT**



STATEMENT NO.(1): BUDGETED PROVISION FOR EDUCATION & TRAINING AT THE CENTRE (REVENUE ACCOUNT)								
SCHEME: EDUCATION		Actual (2015-16)			Revised Estimate ( 2016-17)			Budget Estimate
S.No.		Plan	Non-Plan	total	Plan	Non-Plan	total	(2017-18)
	1	2	3	4	5	6	7	8
1	Ministry of Agriculture & Farmers Welfare	25209732	28044408	53254140	31907600	30653785	62561385	68151500
2	Department of Atomic Energy	48479100	0	48479100	50399300	0	50399300	51468800
3	Ministry of AYUSH	6276900	0	6276900	7432300	0	7432300	8103000
4	Ministry of chemicals & fertilizers	2241020	308100	2549120	1634000	306400	1940400	2049700
5	Ministry of Civil Aviation	429893	0	429893	427000	0	427000	241100
6	Ministry of Coal	180000	0	180000	100000	0	100000	100000
7	Ministry of Consumer Affairs,Food & Public Distr.	7984	218059	226043	4700	244140	248840	255300
8	Ministry of Cooperate Affairs	272292	0	272292	1053570	0	1053570	893550
9	Ministry of Culture	12275635	7115604	19391239	16541735	7785215	24326950	26617900
10	Ministry of Development of N.E.Region	272292	0	272292	1053570	0	1053570	893550
11	Ministry of Defence	0	133138000	133138000	0	125762100	125762100	136609000
12	Ministry of Earth Sciences	888100	0	888100	1998700	0	1998700	2099300
13	Ministry of Enviornment,Forest & Climate Change	4259835	1085643	5345478	3795000	658500	4453500	4115200
14	Ministry of External Affairs	316700	1464501	1781201	1000000	2097200	3097200	4869700
15	Department of Electronics & I.T.	0	0	0	120000	10000	130000	140000
16	Department of Food Processing Ind.	0	0	0	560100	236300	796400	800400
17	Ministry of Health & Family Welfare	40831975	28188139	69020114	66849100	32726000	99575100	135307800
18	Ministry of Heavy Industry & Public Enterprises	769887	427959	1197846	0	0	0	4878800
19	Ministry of Home Affairs	0	452932	452932	0	459500	459500	525100
20	Ministry of Information & Broadcasting	550030	870086	1420116	427300	557400	984700	1017000
21	Ministry of Labour & Employment	297215	1695837	1993052	355100	1982505	2337605	2299473
22	Ministry of Law & Justice	164400	0	164400	257200	0	257200	275200
23	Ministry of Mines	269000	0	269000	333195	113400	446595	512700
24	Ministry of Minority Affairs	23289246	0	23289246	24354700	0	24354700	25611900
25	Ministry of Railway	9052709	0	9052709	11052183	0	11052183	13046179
26	Ministry of New & Renewable Energy	577259	0	577259	391200	0	391200	1082000
27	Ministry of Rural Development	2731177	147368	2878545	3679500	190000	3869500	6865000
28	Ministry of Petroleum & Natural Gas	480000	0	480000	1000000	0	1000000	13510000
29	Ministry of Space	2321100	0	2321100	2697700	0	2697700	3100000
30	Ministry of Science & Technology	69406093	22669089	92075182	81544600	22655400	104200000	114694500
31	Ministry of Shipping	750000	357700	1107700	350000	300000	650000	1250000
32	Ministry of Social Justice & Empowerment	42449218	547650	42996868	22128100	680200	22808300	50126106
33	Ministry of Statistics & Prg. Imp.	530000	1730110	2260110	640000	1888110	2528110	2741500
34	Ministry of Textiles	1942898	501379	2444277	850000	1406000	2256000	1875000
35	Ministry of Tribal Affairs	18320684	0	18320684	17491200	0	17491200	20780800
36	Ministry of Women & Child Development	119866551	233000	120099551	101032400	206000	101238400	113857500
37	Ministry of Urban Development	26669	86246	112915	56320	101800	158120	98700
38	Ministry of Water Resources & River Devpt. & Ganga Regu.	483126	867267	1350393	506950	989230	1496180	1833325
39	Ministry of Youth Affairs & Sports	13048973	1550729	14599702	13973500	1959500	15933000	18884600
	<b>TOTAL</b>	<b>449267693</b>	<b>231699806</b>	<b>680967499</b>	<b>467997823</b>	<b>233968685</b>	<b>701966508</b>	<b>841581183</b>
	Ministry of Human Resource Development	0	0	673466200	0	0	733037700	797859500
	<b>GRAND TOTAL</b>	<b>449267693</b>	<b>231699806</b>	<b>1354433699</b>	<b>467997823</b>	<b>233968685</b>	<b>1435004208</b>	<b>1639440683</b>

STATEMENT NO.(1A): BUDGETED PROVISION FOR EDUCATION & TRAINING AT THE CENTRE (REVENUE ACCOUNT)								
SCHEME: Training								
S.No.		Actual (2015-16)			Revised Estimate ( 2016-17)			Budget Estimate
		Plan	Non-Plan	total	Plan	Non-Plan	total	( 2017-18 )
1		2	3	4	5	6	7	8
1	Ministry of Civil Aviation	0	14001	14001	0	23076	23076	70660
2	Ministry of Culture	0	170700	170700	0	0	0	0
3	Ministry of Enviornment,Forest & Climate Change	0	0	0	128000	0	128000	230000
4	Ministry of External Affairs	0	91392	91392	0	120000	120000	132400
5	Ministry of Health & Family Welfare	2587054	1350195	3937249	3098400	1667500	4765900	5784300
6	Ministry of Home Affairs	1976936	1584704	3561640	2058100	1733100	3791200	6634100
7	Ministry of Information & Broadcasting	0	0	0	70000	0	70000	100000
8	Ministry of Labour & Employment	2485957	556841	3042798	15250	0	15250	0
9	Ministry of Minority Affairs	53461	0	53461	160000	0	160000	290000
10	Ministry of New & Renewable Energy	40000	0	40000	41000	0	41000	148000
11	Ministry of Micro,Small & Medium Enterprises	1995400	0	1995400	2062000	0	2062000	2000100
12	Ministry of Communication & Post	225185	249090	474275	309000	289330	598330	559590
13	Ministry of Personnel,P. Grivences & Pension	1018591	865567	1884158	1041800	759625	1801425	1815180
14	Ministry of Power	608797	65681	674478	987900	74000	1061900	2072000
15	Ministry of Rural Development	421813	0	421813	1395000	0	1395000	1715000
16	Ministry of Shipping	10000	0	10000	0	0	0	0
17	Ministry of Social Justice & Empo.	1224860	0	1224860	690000	100	690100	860050
18	Ministry of Skill Development & Training	9750000	375900	10125900	20486670	1023700	21510370	27661100
19	Ministry of Tourism	1442579	7500	1450079	1150000	3000	1153000	1600000
20	Ministry of Urban Development	194215	0	194215	281980	0	281980	320000
	<b>TOTAL</b>	<b>24034848</b>	<b>5331571</b>	<b>29366419</b>	<b>33975100</b>	<b>5693431</b>	<b>39668531</b>	<b>51992480</b>

STATEMENT NO.(1B): BUDGETED PROVISION FOR EDUCATION & TRAINING AT THE CENTRE (REVENUE ACCOUNT)								
SCHEME: TOTAL								
S.No.	Actual (2015-16)			Revised Estimate ( 2016-17)			Budget Estimate ( 2017-18 )	
	Plan	Non-Plan	total	Plan	Non-Plan	total		
1	Ministry of Agriculture & Farmers Welfare	25209732	28044408	53254140	31907600	30653785	62561385	68151500
2	Department of Atomic Energy	48479100	0	48479100	50399300	0	50399300	51468800
3	Ministry of AYUSH	6276900	0	6276900	7432300	0	7432300	8103000
4	Ministry of chemicals & fertilizers	2241020	308100	2549120	1634000	306400	1940400	2049700
5	Ministry of Civil Aviation	429893	14001	443894	427000	23076	450076	311760
6	Ministry of Coal	180000	0	180000	100000	0	100000	100000
7	Ministry of Consumer Affairs,Food & Public Distr.	7984	218059	226043	4700	244140	248840	255300
8	Ministry of Cooperate Affairs	272292	0	272292	1053570	0	1053570	893550
9	Ministry of Culture	12275635	7286304	19561939	16541735	7785215	24326950	26617900
10	Ministry of Defence	0	133138000	133138000	0	125762100	125762100	136609000
11	Ministry of Development of N.E.Region	272292	0	272292	1053570	0	1053570	893550
12	Ministry of Earth Sciences	888100	0	888100	1998700	0	1998700	2099300
13	Ministry of Enviornment,Forest & Climate Change	4259835	1085643	5345478	3923000	658500	4581500	4345200
14	Ministry of External Affairs	316700	1555893	1872593	1000000	2217200	3217200	5002100
15	Department of Electronics & I. T.	0	0	0	120000	10000	130000	140000
16	Department of Food Processing Ind.	0	0	0	560100	236300	796400	800400
17	Ministry of Health & Family Welfare	43419029	29538334	72957363	69947500	34393500	104341000	141092100
18	Ministry of Heavy Industry & Public Enterprises	769887	427959	1197846	0	0	0	4878800
19	Ministry of Home Affairs	1976936	2037636	4014572	2058100	2192600	4250700	7159200
20	Ministry of Information & Broadcasting	550030	870086	1420116	497300	557400	1054700	1117000
21	Ministry of Labour & Employment	2783172	2252678	5035850	370350	1982505	2352855	2299473
22	Ministry of Law & Justice	164400	0	164400	257200	0	257200	275200
23	Ministry of Micro,Small & Medium Enterprises	1995400	0	1995400	2062000	0	2062000	2000100
24	Ministry of Mines	269000	0	269000	333195	113400	446595	512700
25	Ministry of Minority Affairs	23342707	0	23342707	24514700	0	24514700	25901900
26	Ministry of Communication & Post	225185	249090	474275	309000	289330	598330	559590
27	Ministry of Personnel,P. Grivences & Pension	1018591	865567	1884158	1041800	759625	1801425	1815180
28	Ministry of Railway	9052709	0	9052709	11052183	0	11052183	13046179
29	Ministry of Rural Development	3152990	147368	3300358	5074500	190000	5264500	8580000
30	Ministry of New & Renewable Energy	617259	0	617259	432200	0	432200	1230000
31	Ministry of Power	608797	65681	674478	987900	74000	1061900	2072000
32	Ministry of Petroleum & Natural Gas	480000	0	480000	1000000	0	1000000	13510000
33	Ministry of Space	2321100	0	2321100	2697700	0	2697700	3100000
34	Ministry of Science & Technology	69406093	22669089	92075182	81544600	22655400	104200000	114694500
35	Ministry of Social Justice & Empowerment	43674078	547650	44221728	22818100	680300	23498400	50986156
36	Ministry of Shipping	760000	357700	1117700	350000	300000	650000	1250000
37	Ministry of Skill Development & Training	9750000	375900	10125900	20486670	1023700	21510370	27661100
38	Ministry of Statistics & Prg. Imp.	530000	1730110	2260110	640000	1888110	2528110	2741500
39	Ministry of Textiles	1942898	501379	2444277	850000	1406000	2256000	1875000
40	Ministry of Tribal Affairs	18320684	0	18320684	17491200	0	17491200	20780800
41	Ministry of Tourism	1442579	7500	1450079	1150000	3000	1153000	1600000
42	Ministry of Women & Child Development	119866551	233000	120099551	101032400	206000	101238400	113857500
43	Ministry of Youth Affairs & Sports	13048973	1550729	14599702	13973500	1959500	15933000	18884600
44	Ministry of Urban Development	220884	86246	307130	338300	101800	440100	418700
45	Ministry of Water Resources & River Devpt. & Ganga Regu.	483126	867267	1350393	506950	989230	1496180	1833325
<b>TOTAL</b>		<b>473302541</b>	<b>237031377</b>	<b>710333918</b>	<b>501972923</b>	<b>239662116</b>	<b>741635039</b>	<b>893573663</b>
Ministry of Human Resource Development		0	0	673466200	0	0	733037700	797859500
<b>GRAND TOTAL</b>		<b>473302541</b>	<b>237031377</b>	<b>1383800118</b>	<b>501972923</b>	<b>239662116</b>	<b>1474672739</b>	<b>1691433163</b>

**STATEMENT NO. (2) :BUDGETED EXPENDITURE ON EDUCATION & TRAINING BY EDUCATION & OTHER DEPARTMENTS  
(REVENUE ACCOUNT) 2015-2016 (ACTUAL)  
(RUPEES IN THOUSANDS)**

Sl. No.	STATE/UNION TERRITORY	EDUCATION DEPARTMENT	OTHER DEPARTMENTS				GRAND TOTAL
			EDUCATION	FORMAL	INFORMAL	TOTAL	
1	ANDHRA PRADESH	139016984	94833363	1830313	190675	96854351	235871335
2	ARUNACHAL PRADESH	11688089	1680575	271970	3290	1955835	13643924
3	ASSAM	89650656	7749915	1389951	0	9139866	98790522
4	BIHAR	114265940	44986081	1952735	0	46938816	161204756
5	CHHATTISGARH	69803473	4739354	2774105	0	7513459	77316932
6	GOA	11997065	6267045	391544	0	6658589	18655654
7	GUJARAT	176984512	79788631	7502426	626522	87917579	264902091
8	HARYANA	89517021	13564624	4443580	20011	18028215	107545236
9	HIMACHAL PRADESH	37613321	5769823	2030606	0	7800429	45413750
10	JAMMU & KASHMIR	62916578	11259558	490683	0	11750241	74666819
11	JHARKHAND	54273903	15570525	1533906	71434	17175865	71449768
12	KARNATAKA	184016786	50803589	3435185	440037	54678811	238695597
13	KERALA	134755038	48026710	3441620	454292	51922622	186677660
14	MADHYA PRADESH	142106442	39282752	1655602	0	40938354	183044796
15	MAHARASHTRA	422170321	149463008	5899785	13378	155376171	577546492
16	MANIPUR	9504214	4138655	378422	3470	4520547	14024761
17	MEGHALAYA	8860680	1237919	749533	0	1987452	10848132
18	MIZORAM	8513421	6711427	312081	44427	7067935	15581356
19	NAGALAND	9616172	655043	470739	0	1125782	10741954
20	ODISHA	85536492	34712234	1686292	64040	36462566	121999058
21	PUNJAB	81792060	10585645	2752812	0	13338457	95130517
22	RAJASTHAN	208761971	20204368	2464276	2464	22671108	231433079
23	SIKKIM	6732687	302204	354392	0	656596	7389283
24	TAMIL NADU	259607309	93724992	5718985	420866	99864843	359472152
25	TELANGANA	88958674	67039800	1700955	191518	68932273	157890947
26	TRIPURA	14247421	1238533	687174	0	1925707	16173128
27	UTTARAKHAND	43103584	10039357	1040267	0	11079624	54183208
28	UTTAR PRADESH	359162936	150154031	5682981	0	155837012	514999948
29	WEST BENGAL	189165198	96341492	1745407	91335	98178234	287343432
	<b>TOTAL ( STATES)</b>	<b>3114338948</b>	<b>1070871253</b>	<b>64788327</b>	<b>2637759</b>	<b>1138297339</b>	<b>4252636287</b>
30	A & N ISLANDS	4328104	817055	188043	869	1005967	5334071
31	CHANDIGARH	5333497	3585439	124269	0	3709708	9043205
32	DADRA AND NAGAR HAVELI	1578109	97311	28283	0	125594	1703703
33	DAMAN AND DIU	1013494	111478	31217	0	142695	1156189
34	DELHI	64071673	5027049	3090307	14897	8132253	72203926
35	LAKSHADWEEP	1160106	171874	25424	0	197298	1357404
36	PUDUCHERRY	6263104	2453128	140415	4052	2597595	8860699
	<b>TOTAL ( U.T.s)</b>	<b>83748087</b>	<b>12263334</b>	<b>3627958</b>	<b>19818</b>	<b>15911110</b>	<b>99659197</b>
	<b>TOTAL (STATES &amp; UTs)</b>	<b>3198087035</b>	<b>1083134587</b>	<b>68416285</b>	<b>2657577</b>	<b>1154208449</b>	<b>4352295484</b>
	<b>TOTAL CENTRE</b>	<b>673466200</b>	<b>722797060</b>	<b>29366419</b>	<b>0</b>	<b>752163479</b>	<b>1425629679</b>
	<b>GRANDTOTAL</b>	<b>3871553235</b>	<b>1805931647</b>	<b>97782704</b>	<b>2657577</b>	<b>1906371928</b>	<b>5777925163</b>

**STATEMENT NO. (2) :BUDGETED EXPENDITURE ON EDUCATION & TRAINING BY EDUCATION & OTHER DEPARTMENTS (REVENUE ACCOUNT) 2016-2017 (REVISED ESTIMATE)**

*RUPEES IN THOUSANDS*

Sl. No.	STATE/UNION TERRITORY	EDUCATION DEPARTMENT	OTHER DEPARTMENTS				GRAND TOTAL
			EDUCATION	TRAINING		TOTAL	
				FORMAL	INFORMAL		
1	ANDHRA PRADESH	180310308	117535595	5707313	343448	123586356	303896664
2	ARUNACHAL PRADESH	8526391	1506246	410125	3221	1919592	10445983
3	ASSAM	121557138	15770132	2293135	0	18063267	139620405
4	BIHAR	130428823	39378600	5591166	0	44969766	175398589
5	CHHATTISGARH	101524099	8138017	3947205	0	12085222	113609321
6	GOA	14030472	7038350	316077	0	7354427	21384899
7	GUJARAT	179206954	84691505	5775206	616083	91082794	270289748
8	HARYANA	108406517	18161357	6104716	32080	24298153	132704670
9	HIMACHAL PRADESH	49281172	6521670	2697216	0	9218886	58500058
10	JAMMU & KASHMIR	47612583	13746774	1059864	0	14806638	62419221
11	JHARKHAND	74226508	21859791	2418860	118207	24396858	98623366
12	KARNATAKA	206248612	57883170	3638399	748100	62269669	268518281
13	KERALA	154552817	58035471	4684438	758280	63478189	218031006
14	MADHYA PRADESH	202031405	53566351	1996780	0	55563131	257594536
15	MAHARASHTRA	432815703	183748419	11670361	16163	195434943	628250646
16	MANIPUR	9388552	5404535	461210	4187	5869932	15258484
17	MEGHALAYA	12793921	1365026	639504	0	2004530	14798451
18	MIZORAM	9907543	8319455	671121	48102	9038678	18946221
19	NAGALAND	11164030	856868	411780	0	1268648	12432678
20	ODISHA	105455548	52379523	2012470	79391	54471384	159926932
21	PUNJAB	116804240	12934753	2830421	0	15765174	132569414
22	RAJASTHAN	253201218	27004512	2882040	1000	29887552	283088770
23	SIKKIM	7440338	367223	636113	0	1003336	8443674
24	TAMIL NADU	286572288	108818831	10302860	511708	119633399	406205687
25	TELANGANA	87610016	131269172	1741549	207901	133218622	220828638
26	TRIPURA	17463824	1574913	846157	0	2421070	19884894
27	UTTARAKHAND	46204879	14828826	1238282	0	16067108	62271987
28	UTTAR PRADESH	361355017	177245285	7906870	0	185152155	546507172
29	WEST BENGAL	240637928	94461277	2385340	264572	97111189	337749117
<b>TOTAL STATES</b>		<b>3576758844</b>	<b>1324411647</b>	<b>93276578</b>	<b>3752443</b>	<b>1421440668</b>	<b>4998199512</b>
30	A & N ISLANDS	4954800	1047987	196352	990	1245329	6200129
31	CHANDIGARH	6224250	2754440	157800	0	2912240	9136490
32	DADRA AND NAGAR HAVELI	1741700	99000	32180	0	131180	1872880
33	DAMAN AND DIU	1225900	140300	44600	0	184900	1410800
34	DELHI	77610667	6455328	3888033	15350	10358711	87969378
35	LAKSHADWEEP	1254600	240570	33405	0	273975	1528575
36	PUDUCHHERRY	6977292	2432346	154460	8145	2594951	9572243
<b>TOTAL UTs</b>		<b>99989209</b>	<b>13169971</b>	<b>4506830</b>	<b>24485</b>	<b>17701286</b>	<b>117690495</b>
<b>TOTAL</b>	<b>TOTAL (STATES+UTs)</b>	<b>3676748053</b>	<b>1337581618</b>	<b>97783408</b>	<b>3776928</b>	<b>1439141954</b>	<b>5115890007</b>
<b>TOTAL CRNTRE</b>		<b>733037700</b>	<b>754049008</b>	<b>39668531</b>	<b>0</b>	<b>793717539</b>	<b>1526755239</b>
<b>GRAND TOTAL</b>		<b>4409785753</b>	<b>2091630626</b>	<b>137451939</b>	<b>3776928</b>	<b>2232859493</b>	<b>6642645246</b>

**STATEMENT NO. (2) :BUDGETED EXPENDITURE ON EDUCATION & TRAINING BY EDUCATION & OTHER DEPARTMENTS (REVENUE ACCOUNT) 2017-2018 (BUDGET ESTIMATE)**

*RUPEES IN THOUSANDS*

SI. No.	STATE/UNION TERRITORY	EDUCATION DEPARTMENT	OTHER DEPARTMENTS				GRAND TOTAL
			EDUCATION	TRAINING		TOTAL	
				FORMAL	INFORMAL		
1	ANDHRA PRADESH	201967638	125382777	5594722	366631	131344130	333311768
2	ARUNACHAL PRADESH	8543495	1832213	402729	3919	2238861	10782356
3	ASSAM	124027855	12824432	2019030	0	14843462	138871317
4	BIHAR	121229117	34737540	4488232	0	39225772	160454889
5	CHHATTISGARH	119406971	12326834	4012604	0	16339438	135746409
6	GOA	13378943	8374054	4168852	0	12542906	25921849
7	GUJARAT	191068336	88331784	9293150	748183	98373117	289441453
8	HARYANA	127237040	21013854	6868995	37460	27920309	155157349
9	HIMACHAL PRADESH	51766516	9598079	3112384	0	12710463	64476979
10	JAMMU & KASHMIR	51520832	15738691	1135318	0	16874009	68394841
11	JHARKHAND	85697314	23320635	2919448	172341	26412424	112109738
12	KARNATAKA	213096100	77158400	3338300	1023300	81520000	294616100
13	KERALA	179855759	72312796	6147514	632514	79092824	258948583
14	MADHYA PRADESH	225444237	54296848	2519280	0	56816128	282260365
15	MAHARASHTRA	589063243	161531789	9184057	15980	170731826	759795069
16	MANIPUR	8164764	5250917	465605	4407	5720929	13885693
17	MEGHALAYA	14565928	1475445	958748	0	2434193	17000121
18	MIZORAM	8839626	8974971	292873	47162	9315006	18154632
19	NAGALAND	11856049	728615	430926	0	1159541	13015590
20	ODISHA	116137318	48947562	2922658	98094	51968314	168105632
21	PUNJAB	124169668	13147013	3437782	0	16584795	140754463
22	RAJASTHAN	228287882	21993387	2755676	1000	24750063	253037945
23	SIKKIM	7982679	377793	396622	0	774415	8757094
24	TAMIL NADU	325714578	104982859	10283215	577154	115843228	441557806
25	TELANGANA	105867843	102113432	3115487	228018	105456937	211324780
26	TRIPURA	18295310	1877206	743546	0	2620752	20916062
27	UTTARAKHAND	56964136	13198099	1613888	0	14811987	71776123
28	UTTAR PRADESH	566816540	259332603	11620161	0	270952764	837769304
29	WEST BENGAL	262675766	111143012	2270876	427313	113841201	376516967
	<b>TOTAL STATES</b>	<b>4159641483</b>	<b>1412323640</b>	<b>106512678</b>	<b>4383476</b>	<b>1523219794</b>	<b>5682861277</b>
30	A & N ISLANDS	5310800	946490	218660	1090	1166240	6477040
31	CHANDIGARH	6721500	2921980	155600	0	3077580	9799080
32	DADRA AND NAGAR HAVELI	1649100	98100	31480	0	129580	1778680
33	DAMAN AND DIU	1275100	124000	41110	0	165110	1440210
34	DELHI	95446209	7018917	3872271	20700	10911888	106358097
35	LAKSHADWEEP	1374300	629200	39500	0	668700	2043000
36	PUDUCHERRY	7494747	2462871	167070	12455	2642396	10137143
	<b>TOTAL UTs</b>	<b>119271756</b>	<b>14201558</b>	<b>4525691</b>	<b>34245</b>	<b>18761494</b>	<b>138033250</b>
	<b>TOTAL (STATES+UTs)</b>	<b>4278913239</b>	<b>1426525198</b>	<b>111038369</b>	<b>4417721</b>	<b>1541981288</b>	<b>5820894527</b>
	<b>TOTAL CENTRE</b>	<b>797859500</b>	<b>898703480</b>	<b>51992480</b>	<b>0</b>	<b>950695960</b>	<b>1748555460</b>
	<b>TOTAL (STATES+UTs)</b>	<b>5076772739</b>	<b>2325228678</b>	<b>163030849</b>	<b>4417721</b>	<b>2492677248</b>	<b>7569449987</b>



## STATEMENT NO. 3 :TOTAL STATE BUDGET AND EXPENDITURE ON EDUCATION &amp; TRAINING (REVENUE ACCOUNT)

Sl. No.	STATE/UNION TERRITORY	2015-16 (ACTUAL)			2016-17 (R.E.)			2017-18 (B.E.)		
		TOTAL STATE BUDGET	EXP. ON EDU. BY EDU. & OTHER DEPT.	% AGE OF COL(4) To COL(3)	TOTAL STATE BUDGET	EXP. ON EDU. BY EDU. & OTHER DEPT.	% AGE OF COL(7) To COL(6)	TOTAL STATE BUDGET	EXP. ON EDU. BY EDU. & OTHER DEPT.	% AGE OF COL(10) To COL(9)
1	2	3	4	5	6	7	8	9	10	11
1	ANDHRA PRADESH	959496700	235871335	24.58	1123063800	303896664	27.06	1259116200	333311768	26.47
2	ARUNACHAL PRADESH	83627400	13643924	16.32	97810700	10445983	10.68	111973200	10782356	9.63
3	ASSAM	370114200	98790522	26.69	656767800	139620405	21.26	683194500	138871317	20.33
4	BIHAR	836159400	161204756	19.28	1192936200	175398589	14.70	1226028200	160454889	13.09
5	CHHATTISGARH	437010600	77316932	17.69	579646200	113609321	19.60	613128300	135746409	22.14
6	GOA	84195700	18655654	22.16	99884500	21384899	21.41	106701600	25921849	24.29
7	GUJARAT	957785400	264902091	27.66	1090094700	270289748	24.80	1254556300	289441453	23.07
8	HARYANA	592357000	107545236	18.16	725487600	132704670	18.29	799358400	155157349	19.41
9	HIMACHAL PRADESH	223028100	45413750	20.36	276132700	58500058	21.19	287552190	64476979	22.42
10	JAMMU & KASHMIR	364204000	74666819	20.50	420366500	62419221	14.85	482271300	68394841	14.18
11	JHARKHAND	365528300	71449768	19.55	517837700	98623366	19.05	578613200	112109738	19.38
12	KARNATAKA	1170285800	238695597	20.40	1318047600	268518281	20.37	1447550000	294616100	20.35
13	KERALA	786894700	186677660	23.72	945556300	218031006	23.06	1096278800	258948583	23.62
14	MADHYA PRADESH	997707000	183044796	18.35	1245160100	257594536	20.69	1345192700	282260365	20.98
15	MAHARASHTRA	1903740500	577546492	30.34	2343896600	628250646	26.80	2482487300	759795069	30.61
16	MANIPUR	73825700	14024761	19.00	96010100	15258484	15.89	95227000	13885693	14.58
17	MEGHALAYA	63477300	10848132	17.09	85939500	14798451	17.22	106476400	17000121	15.97
18	MIZORAM	55708600	15581356	27.97	75388400	18946221	25.13	63862000	18154632	28.43
19	NAGALAND	75819200	10741954	14.17	95300400	12432678	13.05	101499400	13015590	12.82
20	ODISHA	588057100	121999058	20.75	727400700	159926932	21.99	822372300	168105632	20.44
21	PUNJAB	500734900	95130517	19.00	627338100	132569414	21.13	748647400	140754463	18.80
22	RAJASTHAN	1062392400	231433079	21.78	1342661700	283088770	21.08	1436900900	253037945	17.61
23	SIKKIM	36445800	7389283	20.27	45358900	8443674	18.62	46134800	8757094	18.98
24	TAMIL NADU	1409932300	359472152	25.50	1592590700	406205687	25.51	1752931300	441557806	25.19
25	TELANGANA	758957400	157890947	20.80	868703800	220828638	25.42	1085117300	211324780	19.47
26	TRIPURA	78684700	16173128	20.55	100038800	19884894	19.88	117505600	20916062	17.80
27	UTTARAKHAND	230864400	54183208	23.47	252972300	62271987	24.62	315508300	71776123	22.75
28	UTTAR PRADESH	2127359500	514999948	24.21	2449009100	546507172	22.32	3071186300	837769304	27.28
29	WEST BENGAL	1188272700	287343432	24.18	1388095000	337749117	24.33	1426444400	376516967	26.40
<b>TOTAL STATES</b>		<b>18382666800</b>	<b>4252636287</b>	<b>23.13</b>	<b>22379496500</b>	<b>4998199512</b>	<b>22.33</b>	<b>24963815590</b>	<b>5682861277</b>	<b>22.76</b>
30	A & N ISLANDS	33484240	5334071	15.93	40668700	6200129	15.25	37366900	6477040	17.33
31	CHANDIGARH	31927930	9043205	28.32	36240400	9136490	25.21	38374000	9799080	25.54
32	DADRA & N. HAVELI	6868650	1703703	24.80	7453700	1872880	25.13	6864600	1778680	25.91
33	DAMAN AND DIU	10984640	1156189	10.53	12583900	1410800	11.21	12881100	1440210	11.18
34	DELHI	263425500	72203926	27.41	320764300	87969378	27.42	384269100	106358097	27.68
35	LAKSHADWEEP	10495600	1357404	12.93	9029300	1528575	16.93	10832600	2043000	18.86
36	PUDUCHERRY	52852900	8860699	16.76	56561100	9572243	16.92	56538000	10137143	17.93
<b>TOTAL UTs</b>		<b>410039460</b>	<b>99659197</b>	<b>24.30</b>	<b>483301400</b>	<b>117690495</b>	<b>24.35</b>	<b>547126300</b>	<b>138033250</b>	<b>25.23</b>
<b>TOTAL (STATES+UTs)</b>		<b>18792706260</b>	<b>4352295484</b>	<b>23.16</b>	<b>22862797900</b>	<b>5115890007</b>	<b>22.38</b>	<b>25510941890</b>	<b>5820894527</b>	<b>22.82</b>
<b>CENTRE TOTAL</b>		<b>15377610000</b>	<b>1425629679</b>	<b>9.27</b>	<b>17345600000</b>	<b>1526755239</b>	<b>8.80</b>	<b>18369340000</b>	<b>1748555460</b>	<b>9.52</b>
<b>GRAND TOTAL</b>		<b>34170316260</b>	<b>5777925163</b>	<b>16.91</b>	<b>40208397900</b>	<b>6642645246</b>	<b>16.52</b>	<b>43880281890</b>	<b>7569449987</b>	<b>17.25</b>

## STATEMENT NO. (4): BUDGETED EXPENDITURE ON ELEMENTARY EDUCATION (REVENUE ACCOUNT)

TOTAL EXPENDITURE		(RUPEES IN THOUSANDS)					
Sl. No.	STATE/UNION TERRITORY	2015-16 (ACTUALS)	% TO TOTAL EXP. ON EDUCATION	2016-17 (R. E.)	% TO TOTAL EXP. ON EDUCATION	2017-18 (B. E.)	% TO TOTAL EXP. ON EDUCATION
1	ANDHRA PRADESH	56634449	40.74	82426362	45.71	93131999	46.11
2	ARUNACHAL PRADESH	4736066	40.52	5287455	62.01	2172924	25.43
3	ASSAM	47449645	52.93	62541545	51.45	61736444	49.78
4	BIHAR	54606640	47.79	56088295	43.00	51998982	42.89
5	CHHATTISGARH	35630797	51.04	49758510	49.01	66726094	55.88
6	GOA	2382955	19.86	3071843	21.89	2012865	15.05
7	GUJARAT	108306180	61.20	107562012	60.02	112626400	58.95
8	HARYANA	50765652	56.71	59767420	55.13	73136416	57.48
9	HIMACHAL PRADESH	20172851	53.63	26098187	52.96	27522035	53.17
10	JAMMU & KASHMIR	36875378	58.61	19871750	41.74	20309495	39.42
11	JHARKHAND	36459120	67.18	46733230	62.96	53937606	62.94
12	KARNATAKA	93737470	50.94	107020560	51.89	115896400	54.39
13	KERALA	49958544	37.07	60963032	39.44	66406034	36.92
14	MADHAYA PRADESH	83214600	58.56	121301591	60.04	127497387	56.55
15	MAHARASHTRA	197565698	46.80	224861394	51.95	262408144	44.55
16	MANIPUR	5118036	53.85	3931887	41.88	4627571	56.68
17	MEGHALAYA	6391735	72.14	7390279	57.76	9887712	67.88
18	MIZORAM	4071135	47.82	4419308	44.61	4255611	48.14
19	NAGALAND	4713607	49.02	5526947	49.51	5819097	49.08
20	ODISAH	42125598	49.25	47270970	44.83	57702792	49.68
21	PUNJAB	26592803	32.51	55483021	47.50	59755226	48.12
22	RAJASTHAN	105173902	50.38	110413783	43.61	79859597	34.98
23	SIKKIM	3079320	45.74	3059941	41.13	3388567	42.45
24	TAMIL NADU	110947953	42.74	128656030	44.89	150242935	46.13
25	TELANGANA	33900878	38.11	32320474	36.89	40455474	38.21
26	TRIPURA	5312576	37.29	6827795	39.10	6839001	37.38
27	UTTARKHAND	18415635	42.72	18995401	41.11	24539356	43.08
28	UTTAR PRADESH	270335491	75.27	274964044	76.09	440526860	77.72
29	WEST BENGAL	66916064	35.37	64688832	26.88	82307060	31.33
<b>TOTAL STATES</b>		<b>1581590778</b>	<b>50.78</b>	<b>1797301898</b>	<b>50.25</b>	<b>2107726084</b>	<b>50.67</b>
30	A & N ISLAND	2327280	53.77	2690400	54.30	2867700	54.00
31	CHANDIGARH	1899544	35.62	2505000	40.25	2359300	35.10
32	DADRA NAGAR HAVELI	968946	61.40	1025300	58.87	981700	59.53
33	DAMAN & DIU	297461	29.35	382900	31.23	359200	28.17
34	DELHI	15287372	23.86	16279893	20.98	21095983	22.10
35	LAKSHADWEEP	655739	56.52	730890	58.26	760000	55.30
36	PUDUCHERRY	2039220	32.56	2384350	34.17	2469758	32.95
<b>TOTAL U.T.</b>		<b>23475562</b>	<b>28.03</b>	<b>25998733</b>	<b>26.00</b>	<b>30893641</b>	<b>25.90</b>
<b>TOTAL (STATE &amp; UTs)</b>		<b>1605066340</b>	<b>50.19</b>	<b>1823300631</b>	<b>49.59</b>	<b>2138619725</b>	<b>49.98</b>
<b>CENTRE TOTAL</b>		<b>316009200</b>	<b>46.92</b>	<b>328266500</b>	<b>44.81</b>	<b>342285300</b>	<b>41.99</b>
<b>GRAND TOTAL</b>		<b>1921075540</b>	<b>49.62</b>	<b>2151567131</b>	<b>48.80</b>	<b>2480905025</b>	<b>48.70</b>

## STATEMENT NO. (4.1): DIRECTION, INSPECTION &amp; ADMINISTRATION (REVENUE ACCOUNT)

(RUPEES IN THOUSANDS)

Sl. No.	STATE/UNION TERRITORY	2015-16 (ACTUALS)	% AGE TO TOTAL EXP. ON PMY. EDUCATION	2016-17 (R. E.)	% AGE TO TOTAL EXP. ON PMY. EDUCATION	2017-18 (B. E.)	% AGE TO TOTAL EXP. ON PMY. EDUCATION
1	ANDHRA PRADESH	0	0.00	83100	0.10	83100	0.09
2	ARUNACHAL PRADESH	23862	0.50	41923	0.79	392246	18.05
3	ASSAM	694490	1.46	891414	1.43	948682	1.54
4	BIHAR	1314788	2.41	214999	0.38	204440	0.39
5	CHHATTISGARH	1355280	3.80	1554759	3.12	2279803	3.42
6	GOA	89976	3.78	103808	3.38	110068	5.47
7	GUJARAT	235945	0.22	288007	0.27	1177812	1.05
8	HARYANA	531139	1.05	674350	1.13	889750	1.22
9	HIMACHAL PRADESH	557821	2.77	779268	2.99	871817	3.17
10	JAMMU & KASHMIR	16104568	43.67	17473552	87.93	17911297	88.19
11	JHARKHAND	439877	1.21	692291	1.48	653653	1.21
12	KARNATAKA	263707	0.28	328100	0.31	555100	0.48
13	KERALA	769249	1.54	821667	1.35	1015548	1.53
14	MADHAYA PRADESH	1030559	1.24	1173057	0.97	1409127	1.11
15	MAHARASHTRA	142073	0.07	143643	0.06	155773	0.06
16	MANIPUR	123232	2.41	93728	2.38	129524	2.80
17	MEGHALAYA	237377	3.71	131663	1.78	139480	1.41
18	MIZORAM	228509	5.61	77441	1.75	115113	2.70
19	NAGALAND	0	0.00	0	0.00	0	0.00
20	ODISAH	1021834	2.43	1274167	2.70	1549942	2.69
21	PUNJAB	201247	0.76	232025	0.42	248481	0.42
22	RAJASTHAN	959384	0.91	1454891	1.32	981789	1.23
23	SIKKIM	0	0.00	0	0.00	0	0.00
24	TAMIL NADU	1688718	1.52	64922	0.05	68588	0.05
25	TELANGANA	0	0.00	0	0.00	0	0.00
26	TRIPURA	83275	1.57	135508	1.98	152540	2.23
27	UTTARKHAND	292345	1.59	363076	1.91	440268	1.79
28	UTTAR PRADESH	1486145	0.55	1739316	0.63	2328641	0.53
29	WEST BENGAL	598251	0.89	689280	1.07	753182	0.92
<b>TOTAL STATES</b>		<b>30473651</b>	<b>1.93</b>	<b>31519955</b>	<b>1.75</b>	<b>35565764</b>	<b>1.69</b>
30	A & N ISLAND	0	0.00	0	0.00	0	0.00
31	CHANDIGARH	5020	0.26	9800	0.39	11050	0.47
32	DADRA NAGAR HAVELI	0	0.00	0	0.00	0	0.00
33	DAMAN & DIU	231582	77.85	283600	74.07	268900	74.86
34	DELHI	0	0.00	0	0.00	0	0.00
35	LAKSHADWEEP	0	0.00	0	0.00	0	0.00
36	PUDUCHERRY	0	0.00	0	0.00	0	0.00
<b>TOTAL U.T.</b>		<b>236602</b>	<b>1.01</b>	<b>293400</b>	<b>1.13</b>	<b>279950</b>	<b>0.91</b>
<b>TOTAL (STATE &amp; UTs)</b>		<b>30710253</b>	<b>1.91</b>	<b>31813355</b>	<b>1.74</b>	<b>35845714</b>	<b>1.68</b>

## STATEMENT NO. (4.2): GOVERNMENT PRIMARY SCHOOLS (REVENUE ACCOUNT)

(RUPEES IN THOUSANDS)

Sl. No.	STATE/UNION TERRITORY	2015-16 (ACTUALS)	% AGE TO TOTAL EXP. ON PMY. EDUCATION	2016-17 (R. E.)	% AGE TO TOTAL EXP. ON PMY. EDUCATION	2017-18 (B. E.)	% AGE TO TOTAL EXP. ON PMY. EDUCATION
1	ANDHRA PRADESH	1353282	2.39	1748299	2.12	1895540	2.04
2	ARUNACHAL PRADESH	3894718	82.24	4301417	81.35	977629	44.99
3	ASSAM	43456612	91.58	53960627	86.28	53227276	86.22
4	BIHAR	32898568	60.25	35029900	62.45	34782100	66.89
5	CHHATTISGARH	16893470	47.41	15914120	31.98	23795781	35.66
6	GOA	1211773	50.85	1597157	51.99	1490452	74.05
7	GUJARAT	0	0.00	0	0.00	0	0.00
8	HARYANA	43045851	84.79	49443200	82.73	60240400	82.37
9	HIMACHAL PRADESH	17949135	88.98	23914820	91.63	24958587	90.69
10	JAMMU & KASHMIR	0	0.00	0	0.00	0	0.00
11	JHARKHAND	22652486	62.13	28314387	60.59	34772300	64.47
12	KARNATAKA	110048	0.12	1260	0.00	0	0.00
13	KERALA	16915068	33.86	19894677	32.63	22309499	33.60
14	MADHAYA PRADESH	43632307	52.43	58233021	48.01	66288016	51.99
15	MAHARASHTRA	69181	0.04	67885	0.03	1026426	0.39
16	MANIPUR	3054346	59.68	3412686	86.80	4000483	86.45
17	MEGHALAYA	2484218	38.87	2177314	29.46	2772431	28.04
18	MIZORAM	3540597	86.97	3899472	88.24	3918934	92.09
19	NAGALAND	4104963	87.09	4088733	73.98	4473863	76.88
20	ODISAH	39166351	92.98	42768810	90.48	53342229	92.44
21	PUNJAB	22213563	83.53	24998275	45.06	22372072	37.44
22	RAJASTHAN	3145648	2.99	2810132	2.55	2925050	3.66
23	SIKKIM	0	0.00	13000	0.42	30000	0.89
24	TAMIL NADU	68209551	61.48	78928934	61.35	94139777	62.66
25	TELANGANA	3953013	11.66	2529498	7.83	2854517	7.06
26	TRIPURA	128041	2.41	247016	3.62	360000	5.26
27	UTTARKHAND	16643404	90.38	17498671	92.12	22550266	91.89
28	UTTAR PRADESH	186700	0.07	267555	0.10	254512	0.06
29	WEST BENGAL	43021	0.06	51088	0.08	55846	0.07
<b>TOTAL STATES</b>		<b>410955915</b>	<b>25.98</b>	<b>476111954</b>	<b>26.49</b>	<b>539813986</b>	<b>25.61</b>
30	A & N ISLAND	2020389	86.81	2376755	88.34	2589450	90.30
31	CHANDIGARH	1730054	91.08	2418600	96.55	2257850	95.70
32	DADRA NAGAR HAVELI	416546	42.99	542300	52.89	541700	55.18
33	DAMAN & DIU	0	0.00	0	0.00	0	0.00
34	DELHI	0	0.00	0	0.00	1905150	9.03
35	LAKSHADWEEP	390793	59.60	473900	64.84	510000	67.11
36	PUDUCHERRY	1458760	71.54	1776061	74.49	1799526	72.86
<b>TOTAL U.T.</b>		<b>6016542</b>	<b>25.63</b>	<b>7587616</b>	<b>29.18</b>	<b>9603676</b>	<b>31.09</b>
<b>TOTAL (STATE &amp; UTs)</b>		<b>416972457</b>	<b>25.98</b>	<b>483699570</b>	<b>26.53</b>	<b>549417662</b>	<b>25.69</b>

## STATEMENT NO. (4.3): ASSISTANCE TO NON-GOVT. PRIMARY SCHOOLS (REVENUE ACCOUNT)

(RUPEES IN THOUSANDS)

Sl. No.	STATE/UNION TERRITORY	2015-16 (ACTUALS)	% AGE TO TOTAL EXP. ON PMY. EDUCATION	2016-17 (R. E.)	% AGE TO TOTAL EXP. ON PMY. EDUCATION	2017-18 (B. E.)	% AGE TO TOTAL EXP. ON PMY. EDUCATION
1	ANDHRA PRADESH	3303526	5.83	3176105	3.85	4201359	4.51
2	ARUNACHAL PRADESH	111140	2.35	73000	1.38	73000	3.36
3	ASSAM	399146	0.84	1384219	2.21	1207965	1.96
4	BIHAR	217194	0.40	350001	0.62	566900	1.09
5	CHHATTISGARH	765563	2.15	940000	1.89	820000	1.23
6	GOA	909164	38.15	1150000	37.44	170000	8.45
7	GUJARAT	0	0.00	0	0.00	0	0.00
8	HARYANA	310189	0.61	822000	1.38	880000	1.20
9	HIMACHAL PRADESH	0	0.00	36702	0.14	6300	0.02
10	JAMMU & KASHMIR	0	0.00	0	0.00	0	0.00
11	JHARKHAND	1579004	4.33	2560191	5.48	1851878	3.43
12	KARNATAKA	0	0.00	2263600	2.12	3500000	3.02
13	KERALA	30459446	60.97	36007419	59.06	39791020	59.92
14	MADHAYA PRADESH	1959254	2.35	2032500	1.68	2045000	1.60
15	MAHARASHTRA	72006	0.04	1149585	0.51	1355015	0.52
16	MANIPUR	148542	2.90	275668	7.01	260106	5.62
17	MEGHALAYA	3664112	57.33	5077312	68.70	6963001	70.42
18	MIZORAM	187248	4.60	214713	4.86	221564	5.21
19	NAGALAND	13500	0.29	8513	0.15	3500	0.06
20	ODISAH	908154	2.16	2222716	4.70	1435294	2.49
21	PUNJAB	61354	0.23	65000	0.12	70000	0.12
22	RAJASTHAN	9046	0.01	40225	0.04	11	0.00
23	SIKKIM	0	0.00	0	0.00	0	0.00
24	TAMIL NADU	20888751	18.83	23982626	18.64	27306784	18.18
25	TELANGANA	91324	0.27	1013266	3.14	1066667	2.64
26	TRIPURA	66912	1.26	79126	1.16	82267	1.20
27	UTTARKHAND	1300645	7.06	1100980	5.80	1547000	6.30
28	UTTAR PRADESH	209277482	77.41	191370488	69.60	336881245	76.47
29	WEST BENGAL	41096358	61.41	45635628	70.55	49513956	60.16
<b>TOTAL STATES</b>		<b>317799060</b>	<b>20.09</b>	<b>323031583</b>	<b>17.97</b>	<b>481819832</b>	<b>22.86</b>
30	A & N ISLAND	0	0.00	0	0.00	0	0.00
31	CHANDIGARH	37808	1.99	40000	1.60	45000	1.91
32	DADRA NAGAR HAVELI	0	0.00	0	0.00	0	0.00
33	DAMAN & DIU	0	0.00	0	0.00	0	0.00
34	DELHI	0	0.00	0	0.00	0	0.00
35	LAKSHADWEEP	0	0.00	0	0.00	0	0.00
36	PUDUCHERRY	0	0.00	0	0.00	0	0.00
<b>TOTAL U.T.</b>		<b>37808</b>	<b>0.16</b>	<b>40000</b>	<b>0.15</b>	<b>45000</b>	<b>0.15</b>
<b>TOTAL (STATE &amp; UTs)</b>		<b>317836868</b>	<b>19.80</b>	<b>323071583</b>	<b>17.72</b>	<b>481864832</b>	<b>22.53</b>

## STATEMENT NO. (4.4): ASSISTANCE TO LOCAL BODIES FOR PRIMARY EDUCATION (REVENUE ACCOUNT)

(RUPEES IN THOUSANDS)

Sl. No.	STATE/UNION TERRITORY	2015-16 (ACTUALS)	% AGE TO TOTAL EXP. ON PMY. EDUCATION	2016-17 (R. E.)	% AGE TO TOTAL EXP. ON PMY. EDUCATION	2017-18 (B. E.)	% AGE TO TOTAL EXP. ON PMY. EDUCATION
1	ANDHRA PRADESH	51885576	91.61	69675164	84.53	75540630	81.11
2	ARUNACHAL PRADESH	0	0.00	0	0.00	0	0.00
3	ASSAM	230201	0.49	630470	1.01	809073	1.31
4	BIHAR	9683909	17.73	11210000	19.99	13770000	26.48
5	CHHATTISGARH	15260219	42.83	14977601	30.10	26917692	40.34
6	GOA	0	0.00	0	0.00	0	0.00
7	GUJARAT	1700000	1.57	1800000	1.67	1800000	1.60
8	HARYANA	0	0.00	0	0.00	0	0.00
9	HIMACHAL PRADESH	0	0.00	0	0.00	0	0.00
10	JAMMU & KASHMIR	0	0.00	3500	0.02	3500	0.02
11	JHARKHAND	0	0.00	0	0.00	0	0.00
12	KARNATAKA	90006846	96.02	96733900	90.39	100022700	86.30
13	KERALA	13032	0.03	42204	0.07	42000	0.06
14	MADHAYA PRADESH	35490058	42.65	58755566	48.44	56494491	44.31
15	MAHARASHTRA	187636992	94.97	204041115	90.74	240160247	91.52
16	MANIPUR	0	0.00	0	0.00	0	0.00
17	MEGHALAYA	1715	0.03	0	0.00	2000	0.02
18	MIZORAM	0	0.00	0	0.00	0	0.00
19	NAGALAND	0	0.00	0	0.00	0	0.00
20	ODISAH	0	0.00	0	0.00	0	0.00
21	PUNJAB	0	0.00	0	0.00	0	0.00
22	RAJASTHAN	57388354	54.57	49019692	44.40	51255187	64.18
23	SIKKIM	3043744	98.84	2878815	94.08	3235836	95.49
24	TAMIL NADU	44859	0.04	65373	0.05	65373	0.04
25	TELANGANA	29796803	87.89	28721745	88.87	36489652	90.20
26	TRIPURA	0	0.00	0	0.00	0	0.00
27	UTTARKHAND	0	0.00	0	0.00	0	0.00
28	UTTAR PRADESH	0	0.00	0	0.00	0	0.00
29	WEST BENGAL	0	0.00	0	0.00	0	0.00
<b>TOTAL STATES</b>		<b>482182308</b>	<b>30.49</b>	<b>538555145</b>	<b>29.96</b>	<b>606608381</b>	<b>28.78</b>
30	A & N ISLAND	0	0.00	0	0.00	0	0.00
31	CHANDIGARH	0	0.00	0	0.00	0	0.00
32	DADRA NAGAR HAVELI	552400	57.01	483000	47.11	440000	44.82
33	DAMAN & DIU	63200	21.25	97200	25.39	87600	24.39
34	DELHI	3520000	23.03	3020000	18.55	3600000	17.06
35	LAKSHADWEEP	264946	40.40	256990	35.16	250000	32.89
36	PUDUCHERRY	0	0.00	0	0.00	0	0.00
<b>TOTAL U.T.</b>		<b>4400546</b>	<b>18.75</b>	<b>3857190</b>	<b>14.84</b>	<b>4377600</b>	<b>14.17</b>
<b>TOTAL (STATE &amp; UTs)</b>		<b>486582854</b>	<b>30.32</b>	<b>542412335</b>	<b>29.75</b>	<b>610985981</b>	<b>28.57</b>

## STATEMENT NO. (4.5):TEACHER'S TRAINING (REVENUE ACCOUNT)

(RUPEES IN THOUSANDS)

Sl. No.	STATE/UNION TERRITORY	2015-16 (ACTUALS)	% AGE TO TOTAL EXP. ON PMY. EDUCATION	2016-17 (R. E.)	% AGE TO TOTAL EXP. ON PMY. EDUCATION	2017-18 (B. E.)	% AGE TO TOTAL EXP. ON PMY. EDUCATION
1	ANDHRA PRADESH	0	0.00	0	0.00	0	0.00
2	ARUNACHAL PRADESH	0	0.00	0	0.00	0	0.00
3	ASSAM	6680	0.01	21034	0.03	25116	0.04
4	BIHAR	37259	0.07	0	0.00	0	0.00
5	CHHATTISGARH	210626	0.59	435513	0.88	460478	0.69
6	GOA	9814	0.41	11102	0.36	11872	0.59
7	GUJARAT	227628	0.21	255845	0.24	254278	0.23
8	HARYANA	0	0.00	0	0.00	0	0.00
9	HIMACHAL PRADESH	35644	0.18	22070	0.08	16260	0.06
10	JAMMU & KASHMIR	0	0.00	0	0.00	0	0.00
11	JHARKHAND	117660	0.32	221465	0.47	220414	0.41
12	KARNATAKA	260187	0.28	282000	0.26	287000	0.25
13	KERALA	0	0.00	174000	0.29	191400	0.29
14	MADHAYA PRADESH	7354	0.01	8735	0.01	10602	0.01
15	MAHARASHTRA	701619	0.36	756466	0.34	1220682	0.47
16	MANIPUR	295	0.01	700	0.02	250	0.01
17	MEGHALAYA	0	0.00	0	0.00	0	0.00
18	MIZORAM	0	0.00	0	0.00	0	0.00
19	NAGALAND	42999	0.91	5700	0.10	4200	0.07
20	ODISAH	0	0.00	0	0.00	0	0.00
21	PUNJAB	0	0.00	0	0.00	0	0.00
22	RAJASTHAN	0	0.00	0	0.00	0	0.00
23	SIKKIM	15576	0.51	55226	1.80	22731	0.67
24	TAMIL NADU	0	0.00	0	0.00	0	0.00
25	TELANGANA	0	0.00	0	0.00	0	0.00
26	TRIPURA	4257	0.08	93768	1.37	142186	2.08
27	UTTARKHAND	0	0.00	0	0.00	0	0.00
28	UTTAR PRADESH	0	0.00	0	0.00	0	0.00
29	WEST BENGAL	206028	0.31	322525	0.50	336918	0.41
<b>TOTAL STATES</b>		<b>1883626</b>	<b>0.12</b>	<b>2666149</b>	<b>0.15</b>	<b>3204387</b>	<b>0.15</b>
30	A & N ISLAND	58351	2.51	64615	2.40	76150	2.66
31	CHANDIGARH	33764	1.78	34600	1.38	45400	1.92
32	DADRA NAGAR HAVELI	0	0.00	0	0.00	0	0.00
33	DAMAN & DIU	0	0.00	0	0.00	0	0.00
34	DELHI	11289873	73.85	13142393	80.73	14537433	68.91
35	LAKSHADWEEP	0	0.00	0	0.00	0	0.00
36	PUDUCHERRY	0	0.00	0	0.00	0	0.00
<b>TOTAL U.T.</b>		<b>11381988</b>	<b>48.48</b>	<b>13241608</b>	<b>50.93</b>	<b>14658983</b>	<b>47.45</b>
<b>TOTAL (STATE &amp; UTs)</b>		<b>13265614</b>	<b>0.83</b>	<b>15907757</b>	<b>0.87</b>	<b>17863370</b>	<b>0.84</b>

## STATEMENT NO. (4.6): SCHOLARSHIPS (REVENUE ACCOUNT)

(RUPEES IN THOUSANDS)

Sl. No.	STATE/UNION TERRITORY	2015-16 (ACTUALS)	% AGE TO TOTAL EXP. ON PMY. EDUCATION	2016-17 (R. E.)	% AGE TO TOTAL EXP. ON PMY. EDUCATION	2017-18 (B. E.)	% AGE TO TOTAL EXP. ON PMY. EDUCATION
1	ANDHRA PRADESH	0	0.00	0	0.00	0	0.00
2	ARUNACHAL PRADESH	248037	5.24	294071	5.56	343999	15.83
3	ASSAM	470968	0.99	523242	0.84	400000	0.65
4	BIHAR	8053294	14.75	7510080	13.39	2419693	4.65
5	CHHATTISGARH	579460	1.63	1549810	3.11	1453580	2.18
6	GOA	2498	0.10	2500	0.08	2748	0.14
7	GUJARAT	0	0.00	0	0.00	0	0.00
8	HARYANA	763249	1.50	782000	1.31	852000	1.16
9	HIMACHAL PRADESH	1368	0.01	0	0.00	0	0.00
10	JAMMU & KASHMIR	0	0.00	0	0.00	0	0.00
11	JHARKHAND	0	0.00	0	0.00	0	0.00
12	KARNATAKA	2301112	2.45	4065700	3.80	5527800	4.77
13	KERALA	0	0.00	0	0.00	0	0.00
14	MADHAYA PRADESH	0	0.00	0	0.00	0	0.00
15	MAHARASHTRA	0	0.00	0	0.00	0	0.00
16	MANIPUR	570	0.01	700	0.02	700	0.02
17	MEGHALAYA	726	0.01	765	0.01	850	0.01
18	MIZORAM	0	0.00	0	0.00	0	0.00
19	NAGALAND	0	0.00	0	0.00	0	0.00
20	ODISAH	36947	0.09	42910	0.09	42910	0.07
21	PUNJAB	0	0.00	3060	0.01	4500	0.01
22	RAJASTHAN	382483	0.36	372500	0.34	358000	0.45
23	SIKKIM	0	0.00	0	0.00	0	0.00
24	TAMIL NADU	0	0.00	0	0.00	0	0.00
25	TELANGANA	0	0.00	0	0.00	0	0.00
26	TRIPURA	0	0.00	0	0.00	0	0.00
27	UTTARKHAND	0	0.00	0	0.00	0	0.00
28	UTTAR PRADESH	10000	0.00	0	0.00	0	0.00
29	WEST BENGAL	106794	0.16	136404	0.21	136724	0.17
<b>TOTAL STATES</b>		<b>12957506</b>	<b>0.82</b>	<b>15283742</b>	<b>0.85</b>	<b>11543504</b>	<b>0.55</b>
30	A & N ISLAND	1001	0.04	1000	0.04	1000	0.03
31	CHANDIGARH	0	0.00	0	0.00	0	0.00
32	DADRA NAGAR HAVELI	0	0.00	0	0.00	0	0.00
33	DAMAN & DIU	0	0.00	0	0.00	0	0.00
34	DELHI	0	0.00	0	0.00	0	0.00
35	LAKSHADWEEP	0	0.00	0	0.00	0	0.00
36	PUDUCHERRY	208	0.01	416	0.02	416	0.02
<b>TOTAL U.T.</b>		<b>1209</b>	<b>0.01</b>	<b>1416</b>	<b>0.01</b>	<b>1416</b>	<b>0.00</b>
<b>TOTAL (STATE &amp; UTs)</b>		<b>12958715</b>	<b>0.81</b>	<b>15285158</b>	<b>0.84</b>	<b>11544920</b>	<b>0.54</b>



## STATEMENT NO. (4.7): TEXT BOOKS (REVENUE ACCOUNT)

(RUPEES IN THOUSANDS)

Sl. No.	STATE/UNION TERRITORY	2015-16 (ACTUALS)	% AGE TO TOTAL EXP. ON PMY. EDUCATION	2016-17 (R. E.)	% AGE TO TOTAL EXP. ON PMY. EDUCATION	2017-18 (B. E.)	% AGE TO TOTAL EXP. ON PMY. EDUCATION
1	ANDHRA PRADESH	0	0.00	0	0.00	0	0.00
2	ARUNACHAL PRADESH	50000	1.06	50000	0.95	30000	1.38
3	ASSAM	376000	0.79	794233	1.27	750020	1.21
4	BIHAR	0	0.00	0	0.00	0	0.00
5	CHHATTISGARH	122147	0.34	657900	1.32	600000	0.90
6	GOA	4359	0.18	6000	0.20	4795	0.24
7	GUJARAT	900000	0.83	820000	0.76	0	0.00
8	HARYANA	110024	0.22	135870	0.23	150566	0.21
9	HIMACHAL PRADESH	0	0.00	0	0.00	0	0.00
10	JAMMU & KASHMIR	0	0.00	0	0.00	0	0.00
11	JHARKHAND	0	0.00	0	0.00	0	0.00
12	KARNATAKA	0	0.00	0	0.00	0	0.00
13	KERALA	0	0.00	0	0.00	0	0.00
14	MADHAYA PRADESH	1095068	1.32	1098711	0.91	1250150	0.98
15	MAHARASHTRA	0	0.00	0	0.00	0	0.00
16	MANIPUR	0	0.00	300	0.01	200	0.00
17	MEGHALAYA	0	0.00	0	0.00	0	0.00
18	MIZORAM	0	0.00	0	0.00	0	0.00
19	NAGALAND	20000	0.42	20000	0.36	20000	0.34
20	ODISAH	258979	0.61	275964	0.58	299602	0.52
21	PUNJAB	0	0.00	0	0.00	0	0.00
22	RAJASTHAN	0	0.00	0	0.00	0	0.00
23	SIKKIM	0	0.00	37900	1.24	30000	0.89
24	TAMIL NADU	795377	0.72	842000	0.65	842000	0.56
25	TELANGANA	7584	0.02	15207	0.05	0	0.00
26	TRIPURA	0	0.00	0	0.00	0	0.00
27	UTTARKHAND	0	0.00	0	0.00	0	0.00
28	UTTAR PRADESH	0	0.00	0	0.00	0	0.00
29	WEST BENGAL	1525157	2.28	2013757	3.11	1144896	1.39
<b>TOTAL STATES</b>		<b>5264695</b>	<b>0.33</b>	<b>6767842</b>	<b>0.38</b>	<b>5122229</b>	<b>0.24</b>
30	A & N ISLAND	0	0.00	0	0.00	1300	0.05
31	CHANDIGARH	0	0.00	0	0.00	0	0.00
32	DADRA NAGAR HAVELI	0	0.00	0	0.00	0	0.00
33	DAMAN & DIU	0	0.00	0	0.00	0	0.00
34	DELHI	0	0.00	0	0.00	0	0.00
35	LAKSHADWEEP	0	0.00	0	0.00	0	0.00
36	PUDUCHERRY	168848	8.28	151022	6.33	181893	7.36
<b>TOTAL U.T.</b>		<b>168848</b>	<b>0.72</b>	<b>151022</b>	<b>0.58</b>	<b>183193</b>	<b>0.59</b>
<b>TOTAL (STATE &amp; UTs)</b>		<b>5433543</b>	<b>0.34</b>	<b>6918864</b>	<b>0.38</b>	<b>5305422</b>	<b>0.25</b>

## STATEMENT NO. (4.8): OTHER EXPENDITURE (REVENUE ACCOUNT)

(RUPEES IN THOUSANDS)

Sl. No.	STATE/UNION TERRITORY	2015-16 (ACTUALS)	% AGE TO TOTAL EXP. ON PMY. EDUCATION	2016-17 (R. E.)	% AGE TO TOTAL EXP. ON PMY. EDUCATION	2017-18 (B. E.)	% AGE TO TOTAL EXP. ON PMY. EDUCATION
1	ANDHRA PRADESH	92065	0.16	40981	0.05	26623	0.03
2	ARUNACHAL PRADESH	64836	1.37	155586	2.94	6050	0.28
3	ASSAM	520695	1.10	1759244	2.81	2258312	3.66
4	BIHAR	1130068	2.07	522500	0.93	200101	0.38
5	CHHATTISGARH	0	0.00	0	0.00	0	0.00
6	GOA	152393	6.40	200874	6.54	219266	10.89
7	GUJARAT	104884325	96.84	103840060	96.54	108948540	96.73
8	HARYANA	3281483	6.46	3410000	5.71	4785100	6.54
9	HIMACHAL PRADESH	1010017	5.01	943137	3.61	1253681	4.56
10	JAMMU & KASHMIR	2269900	6.16	196956	0.99	196956	0.97
11	JHARKHAND	5284849	14.50	6244896	13.36	7646800	14.18
12	KARNATAKA	51000	0.05	12500	0.01	464500	0.40
13	KERALA	265703	0.53	294451	0.48	35000	0.05
14	MADHAYA PRADESH	0	0.00	1	0.00	1	0.00
15	MAHARASHTRA	0	0.00	0	0.00	0	0.00
16	MANIPUR	4172	0.08	5905	0.15	6308	0.14
17	MEGHALAYA	3587	0.06	3225	0.04	9950	0.10
18	MIZORAM	0	0.00	0	0.00	0	0.00
19	NAGALAND	0	0.00	0	0.00	0	0.00
20	ODISAH	74565	0.18	96299	0.20	482814	0.84
21	PUNJAB	4116639	15.48	30184661	54.40	33136393	55.45
22	RAJASTHAN	3019113	2.87	7015933	6.35	5956652	7.46
23	SIKKIM	0	0.00	0	0.00	0	0.00
24	TAMIL NADU	7749672	6.98	11927448	9.27	13533872	9.01
25	TELANGANA	52154	0.15	40758	0.13	44638	0.11
26	TRIPURA	5030091	94.68	6272377	91.87	6102008	89.22
27	UTTARKHAND	179241	0.97	32674	0.17	1822	0.01
28	UTTAR PRADESH	6235283	2.31	7293183	2.65	8988378	2.04
29	WEST BENGAL	13363003	19.97	7080631	10.95	18275496	22.20
<b>TOTAL STATES</b>		<b>158834854</b>	<b>10.04</b>	<b>187574280</b>	<b>10.44</b>	<b>212579261</b>	<b>10.09</b>
30	A & N ISLAND	168337	7.23	200930	7.47	199800	6.97
31	CHANDIGARH	92898	4.89	2000	0.08	0	0.00
32	DADRA NAGAR HAVELI	0	0.00	0	0.00	0	0.00
33	DAMAN & DIU	2679	0.90	2100	0.55	2700	0.75
34	DELHI	14710	0.10	18500	0.11	0	0.00
35	LAKSHADWEEP	0	0.00	0	0.00	0	0.00
36	PUDUCHERRY	345834	16.96	367639	15.42	397461	16.09
<b>TOTAL U.T.</b>		<b>624458</b>	<b>2.66</b>	<b>591169</b>	<b>2.27</b>	<b>599961</b>	<b>1.94</b>
<b>TOTAL (STATE &amp; UTs)</b>		<b>159459312</b>	<b>9.93</b>	<b>188165449</b>	<b>10.32</b>	<b>213179222</b>	<b>9.97</b>

## STATEMENT NO. (4.9): MDM (STATE SHARE) (REVENUE ACCOUNT)

(RUPEES IN THOUSANDS)

Sl. No.	STATE/UNION TERRITORY	2015-16 (ACTUALS)	% AGE TO TOTAL EXP. ON PMY. EDUCATION	2016-17 (R. E.)	% AGE TO TOTAL EXP. ON PMY. EDUCATION	2017-18 (B. E.)	% AGE TO TOTAL EXP. ON PMY. EDUCATION
1	ANDHRA PRADESH	0	0.00	2504849	3.04	2235747	2.40
2	ARUNACHAL PRADESH	0	0.00	40366	0.76	0	0.00
3	ASSAM	198552	0.42	765509	1.22	650000	1.05
4	BIHAR	26750	0.05	35800	0.06	35747	0.07
5	CHHATTISGARH	438649	1.23	1404807	2.82	1390760	2.08
6	GOA	0	0.00	0	0.00	0	0.00
7	GUJARAT	0	0.00	0	0.00	0	0.00
8	HARYANA	895274	1.76	1100000	1.84	1780000	2.43
9	HIMACHAL PRADESH	64705	0.32	38110	0.15	51310	0.19
10	JAMMU & KASHMIR	0	0.00	0	0.00	0	0.00
11	JHARKHAND	1613544	4.43	2200000	4.71	2392561	4.44
12	KARNATAKA	0	0.00	0	0.00	0	0.00
13	KERALA	1536046	3.07	3696614	6.06	2985567	4.50
14	MADHAYA PRADESH	0	0.00	0	0.00	0	0.00
15	MAHARASHTRA	0	0.00	0	0.00	0	0.00
16	MANIPUR	119975	2.34	0	0.00	20000	0.43
17	MEGHALAYA	0	0.00	0	0.00	0	0.00
18	MIZORAM	29368	0.72	70104	1.59	0	0.00
19	NAGALAND	0	0.00	10184	0.18	0	0.00
20	ODISAH	439639	1.04	590104	1.25	550001	0.95
21	PUNJAB	0	0.00	0	0.00	1140000	1.91
22	RAJASTHAN	0	0.00	4373151	3.96	1549956	1.94
23	SIKKIM	0	0.00	10000	0.33	10000	0.30
24	TAMIL NADU	11571025	10.43	12844727	9.98	14286541	9.51
25	TELANGANA	0	0.00	0	0.00	0	0.00
26	TRIPURA	0	0.00	0	0.00	0	0.00
27	UTTARKHAND	0	0.00	0	0.00	0	0.00
28	UTTAR PRADESH	4637792	1.72	7704744	2.80	9654265	2.19
29	WEST BENGAL	2990713	4.47	4758972	7.36	5089469	6.18
<b>TOTAL STATES</b>		<b>24562032</b>	<b>1.55</b>	<b>42148041</b>	<b>2.35</b>	<b>43821924</b>	<b>2.08</b>
30	A & N ISLAND	57917	2.49	47100	1.75	0	0.00
31	CHANDIGARH	0	0.00	0	0.00	0	0.00
32	DADRA NAGAR HAVELI	0	0.00	0	0.00	0	0.00
33	DAMAN & DIU	0	0.00	0	0.00	0	0.00
34	DELHI	0	0.00	0	0.00	553400	2.62
35	LAKSHADWEEP	0	0.00	0	0.00	0	0.00
36	PUDUCHERRY	0	0.00	0	0.00	0	0.00
<b>TOTAL U.T.</b>		<b>57917</b>	<b>0.25</b>	<b>47100</b>	<b>0.18</b>	<b>553400</b>	<b>1.79</b>
<b>TOTAL (STATE &amp; UTs)</b>		<b>24619949</b>	<b>1.53</b>	<b>42195141</b>	<b>2.31</b>	<b>44375324</b>	<b>2.07</b>

## STATEMENT NO. (4.10): SSA (REVENUE ACCOUNT)

(RUPEES IN THOUSANDS)

Sl. No.	STATE/UNION TERRITORY	2015-16 (ACTUALS)	% AGE TO TOTAL EXP. ON PMY. EDUCATION	2016-17 (R. E.)	% AGE TO TOTAL EXP. ON PMY. EDUCATION	2017-18 (B. E.)	% AGE TO TOTAL EXP. ON PMY. EDUCATION
1	ANDHRA PRADESH	0	0.00	5197864	6.31	9149000	9.82
2	ARUNACHAL PRADESH	0	0.00	331092	6.26	350000	16.11
3	ASSAM	1096301	2.31	1811553	2.90	1460000	2.36
4	BIHAR	1244810	2.28	1215015	2.17	20001	0.04
5	CHHATTISGARH	0	0.00	12316000	24.75	9000000	13.49
6	GOA	0	0.00	0	0.00	0	0.00
7	GUJARAT	358282	0.33	558100	0.52	445770	0.40
8	HARYANA	1828443	3.60	3400000	5.69	3558600	4.87
9	HIMACHAL PRADESH	554161	2.75	364080	1.40	364080	1.32
10	JAMMU & KASHMIR	18500910	50.17	2197742	11.06	2197742	10.82
11	JHARKHAND	4771700	13.09	6500000	13.91	6400000	11.87
12	KARNATAKA	744570	0.79	3333500	3.11	5539300	4.78
13	KERALA	0	0.00	32000	0.05	36000	0.05
14	MADHAYA PRADESH	0	0.00	0	0.00	0	0.00
15	MAHARASHTRA	8943827	4.53	18702700	8.32	18490001	7.05
16	MANIPUR	1666904	32.57	142200	3.62	210000	4.54
17	MEGHALAYA	0	0.00	0	0.00	0	0.00
18	MIZORAM	85413	2.10	157578	3.57	0	0.00
19	NAGALAND	532145	11.29	1393817	25.22	1317534	22.64
20	ODISAH	219129	0.52	0	0.00	0	0.00
21	PUNJAB	0	0.00	0	0.00	2783780	4.66
22	RAJASTHAN	40250000	38.27	45307179	41.03	16810875	21.05
23	SIKKIM	20000	0.65	65000	2.12	60000	1.77
24	TAMIL NADU	0	0.00	0	0.00	0	0.00
25	TELANGANA	0	0.00	0	0.00	0	0.00
26	TRIPURA	0	0.00	0	0.00	0	0.00
27	UTTARKHAND	0	0.00	0	0.00	0	0.00
28	UTTAR PRADESH	48502089	17.94	66588758	24.22	82419819	18.71
29	WEST BENGAL	6986739	10.44	4000000	6.18	7000000	8.50
<b>TOTAL STATES</b>		<b>136305423</b>	<b>8.62</b>	<b>173614178</b>	<b>9.66</b>	<b>167612502</b>	<b>7.95</b>
30	A & N ISLAND	21285	0.91	0	0.00	0	0.00
31	CHANDIGARH	0	0.00	0	0.00	0	0.00
32	DADRA NAGAR HAVELI	0	0.00	0	0.00	0	0.00
33	DAMAN & DIU	0	0.00	0	0.00	0	0.00
34	DELHI	462789	3.03	99000	0.61	500000	2.37
35	LAKSHADWEEP	0	0.00	0	0.00	0	0.00
36	PUDUCHERRY	0	0.00	0	0.00	0	0.00
<b>TOTAL U.T.</b>		<b>484074</b>	<b>2.06</b>	<b>99000</b>	<b>0.38</b>	<b>500000</b>	<b>1.62</b>
<b>TOTAL (STATE &amp; UTs)</b>		<b>136789497</b>	<b>8.52</b>	<b>173713178</b>	<b>9.53</b>	<b>168112502</b>	<b>7.86</b>

## STATEMENT NO. (4.11): 13th FINANCE COMMISSION (REVENUE ACCOUNT)

(RUPEES IN THOUSANDS)

Sl. No.	STATE/UNION TERRITORY	2015-16 (ACTUALS)	% AGE TO TOTAL EXP. ON PMY. EDUCATION	2016-17 (R. E.)	% AGE TO TOTAL EXP. ON PMY. EDUCATION	2017-18 (B. E.)	% AGE TO TOTAL EXP. ON PMY. EDUCATION
1	ANDHRA PRADESH	0	0.00	0	0.00	0	0.00
2	ARUNACHAL PRADESH	343473	7.25	0	0.00	0	0.00
3	ASSAM	0	0.00	0	0.00	0	0.00
4	BIHAR	0	0.00	0	0.00	0	0.00
5	CHHATTISGARH	0	0.00	0	0.00	0	0.00
6	GOA	0	0.00	0	0.00	0	0.00
7	GUJARAT	0	0.00	0	0.00	0	0.00
8	HARYANA	0	0.00	0	0.00	0	0.00
9	HIMACHAL PRADESH	0	0.00	0	0.00	0	0.00
10	JAMMU & KASHMIR	0	0.00	0	0.00	0	0.00
11	JHARKHAND	0	0.00	0	0.00	0	0.00
12	KARNATAKA	0	0.00	0	0.00	0	0.00
13	KERALA	0	0.00	0	0.00	0	0.00
14	MADHAYA PRADESH	0	0.00	0	0.00	0	0.00
15	MAHARASHTRA	0	0.00	0	0.00	0	0.00
16	MANIPUR	0	0.00	0	0.00	0	0.00
17	MEGHALAYA	0	0.00	0	0.00	0	0.00
18	MIZORAM	0	0.00	0	0.00	0	0.00
19	NAGALAND	0	0.00	0	0.00	0	0.00
20	ODISAH	0	0.00	0	0.00	0	0.00
21	PUNJAB	0	0.00	0	0.00	0	0.00
22	RAJASTHAN	0	0.00	0	0.00	0	0.00
23	SIKKIM	0	0.00	0	0.00	0	0.00
24	TAMIL NADU	0	0.00	0	0.00	0	0.00
25	TELANGANA	0	0.00	0	0.00	0	0.00
26	TRIPURA	0	0.00	0	0.00	0	0.00
27	UTTARKHAND	0	0.00	0	0.00	0	0.00
28	UTTAR PRADESH	0	0.00	0	0.00	0	0.00
29	WEST BENGAL	0	0.00	0	0.00	0	0.00
<b>TOTAL STATES</b>		<b>343473</b>	<b>0.02</b>	<b>0</b>	<b>0.00</b>	<b>0</b>	<b>0.00</b>
30	A & N ISLAND	0	0.00	0	0.00	0	0.00
31	CHANDIGARH	0	0.00	0	0.00	0	0.00
32	DADRA NAGAR HAVELI	0	0.00	0	0.00	0	0.00
33	DAMAN & DIU	0	0.00	0	0.00	0	0.00
34	DELHI	0	0.00	0	0.00	0	0.00
35	LAKSHADWEEP	0	0.00	0	0.00	0	0.00
36	PUDUCHERRY	0	0.00	0	0.00	0	0.00
<b>TOTAL U.T.</b>		<b>0</b>	<b>0.00</b>	<b>0</b>	<b>0.00</b>	<b>0</b>	<b>0.00</b>
<b>TOTAL (STATE &amp; UTs)</b>		<b>343473</b>	<b>0.02</b>	<b>0</b>	<b>0.00</b>	<b>0</b>	<b>0.00</b>

## STATEMENT NO. (4.12): NON FORMAL EDUCATION (REVENUE ACCOUNT)

(RUPEES IN THOUSANDS)

Sl. No.	STATE/UNION TERRITORY	2015-16 (ACTUALS)	% AGE TO TOTAL EXP. ON PMY. EDUCATION	2016-17 (R. E.)	% AGE TO TOTAL EXP. ON PMY. EDUCATION	2017-18 (B. E.)	% AGE TO TOTAL EXP. ON PMY. EDUCATION
1	ANDHRA PRADESH	0	0.00	0	0.00	0	0.00
2	ARUNACHAL PRADESH	0	0.00	0	0.00	0	0.00
3	ASSAM	0	0.00	0	0.00	0	0.00
4	BIHAR	0	0.00	0	0.00	0	0.00
5	CHHATTISGARH	5383	0.02	8000	0.02	8000	0.01
6	GOA	2978	0.12	402	0.01	3664	0.18
7	GUJARAT	0	0.00	0	0.00	0	0.00
8	HARYANA	0	0.00	0	0.00	0	0.00
9	HIMACHAL PRADESH	0	0.00	0	0.00	0	0.00
10	JAMMU & KASHMIR	0	0.00	0	0.00	0	0.00
11	JHARKHAND	0	0.00	0	0.00	0	0.00
12	KARNATAKA	0	0.00	0	0.00	0	0.00
13	KERALA	0	0.00	0	0.00	0	0.00
14	MADHAYA PRADESH	0	0.00	0	0.00	0	0.00
15	MAHARASHTRA	0	0.00	0	0.00	0	0.00
16	MANIPUR	0	0.00	0	0.00	0	0.00
17	MEGHALAYA	0	0.00	0	0.00	0	0.00
18	MIZORAM	0	0.00	0	0.00	0	0.00
19	NAGALAND	0	0.00	0	0.00	0	0.00
20	ODISAH	0	0.00	0	0.00	0	0.00
21	PUNJAB	0	0.00	0	0.00	0	0.00
22	RAJASTHAN	19874	0.02	20080	0.02	22077	0.03
23	SIKKIM	0	0.00	0	0.00	0	0.00
24	TAMIL NADU	0	0.00	0	0.00	0	0.00
25	TELANGANA	0	0.00	0	0.00	0	0.00
26	TRIPURA	0	0.00	0	0.00	0	0.00
27	UTTARKHAND	0	0.00	0	0.00	0	0.00
28	UTTAR PRADESH	0	0.00	0	0.00	0	0.00
29	WEST BENGAL	0	0.00	547	0.00	573	0.00
<b>TOTAL STATES</b>		<b>28235</b>	<b>0.00</b>	<b>29029</b>	<b>0.00</b>	<b>34314</b>	<b>0.00</b>
30	A & N ISLAND	0	0.00	0	0.00	0	0.00
31	CHANDIGARH	0	0.00	0	0.00	0	0.00
32	DADRA NAGAR HAVELI	0	0.00	0	0.00	0	0.00
33	DAMAN & DIU	0	0.00	0	0.00	0	0.00
34	DELHI	0	0.00	0	0.00	0	0.00
35	LAKSHADWEEP	0	0.00	0	0.00	0	0.00
36	PUDUCHERRY	65570	3.22	89212	3.74	90462	3.66
<b>TOTAL U.T.</b>		<b>65570</b>	<b>0.28</b>	<b>89212</b>	<b>0.34</b>	<b>90462</b>	<b>0.29</b>
<b>TOTAL (STATE &amp; UTs)</b>		<b>93805</b>	<b>0.01</b>	<b>118241</b>	<b>0.01</b>	<b>124776</b>	<b>0.01</b>

## STATEMENT NO. (5): BUDGETED EXPENDITURE ON SECONDARY EDUCATION (REVENUE ACCOUNT)

TOTAL EXPENDITURE		(RUPEES IN THOUSANDS)					
Sl. No.	STATE/UNION TERRITORY	2015-16 (ACTUALS)	% TO TOTAL EXP. ON EDUCATION	2016-17 (R. E.)	% TO TOTAL EXP. ON EDUCATION	2017-18 (B. E.)	% TO TOTAL EXP. ON EDUCATION
1	ANDHRA PRADESH	53050288	38.16	64350050	35.69	73754758	36.52
2	ARUNACHAL PRADESH	6050808	51.77	2073777	24.32	3884460	45.47
3	ASSAM	26223077	29.25	35046888	28.83	39281108	31.67
4	BIHAR	28305165	24.77	34460678	26.42	28908366	23.85
5	CHHATTISGARH	28110500	40.27	41048290	40.43	42367308	35.48
6	GOA	6584030	54.88	7643633	54.48	7943716	59.37
7	GUJARAT	43195015	24.41	46672581	26.04	50276913	26.31
8	HARYANA	23318046	26.05	31170944	28.75	35025724	27.53
9	HIMACHAL PRADESH	13918557	37.00	18372679	37.28	19088135	36.87
10	JAMMU & KASHMIR	19360509	30.77	20090417	42.20	21849370	42.41
11	JHARKHAND	7125016	13.13	12214942	16.46	13163983	15.36
12	KARNATAKA	52935227	28.77	54309663	26.33	56824600	26.67
13	KERALA	53616244	39.79	59618723	38.57	69813148	38.82
14	MADHAYA PRADESH	40640605	28.60	57270053	28.35	69164391	30.68
15	MAHARASHTRA	159656245	37.82	169525624	39.17	205247776	34.84
16	MANIPUR	2413443	25.39	2840717	30.26	659303	8.07
17	MEGHALAYA	753271	8.50	1188726	9.29	1573016	10.80
18	MIZORAM	2240335	26.32	2777934	28.04	2257004	25.53
19	NAGALAND	3948753	41.06	4595097	41.16	4943751	41.70
20	ODISAH	24480936	28.62	37124281	35.20	37910177	32.64
21	PUNJAB	44926273	54.93	50660418	43.37	55048776	44.33
22	RAJASTHAN	87754486	42.04	125533977	49.58	131333320	57.53
23	SIKKIM	3119380	46.33	3773651	50.72	3706758	46.44
24	TAMIL NADU	100769892	38.82	113337286	39.55	126131543	38.72
25	TELANGANA	39491613	44.39	37187121	42.45	40879629	38.61
26	TRIPURA	7321613	51.39	8827754	50.55	9797464	53.55
27	UTTARKHAND	20533484	47.64	23030792	49.84	26790711	47.03
28	UTTAR PRADESH	65896640	18.35	62222757	17.22	91276269	16.10
29	WEST BENGAL	92466978	48.88	122755135	51.01	121474789	46.25
<b>TOTAL STATES</b>		<b>1058206429</b>	<b>33.98</b>	<b>1249724588</b>	<b>34.94</b>	<b>1390376266</b>	<b>33.43</b>
30	A & N ISLAND	1428873	33.01	1649093	33.28	1761425	33.17
31	CHANDIGARH	1359943	25.50	1478155	23.75	1766255	26.28
32	DADRA NAGAR HAVELI	328633	20.82	411980	23.65	430300	26.09
33	DAMAN & DIU	436965	43.11	514800	41.99	521100	40.87
34	DELHI	41437399	64.67	53763406	69.27	65364427	68.48
35	LAKSHADWEEP	357852	30.85	405000	32.28	464000	33.76
36	PUDUCHERRY	2180811	34.82	2534943	36.33	2575778	34.37
<b>TOTAL U.T.</b>		<b>47530476</b>	<b>56.75</b>	<b>60757377</b>	<b>60.76</b>	<b>72883285</b>	<b>61.11</b>
<b>TOTAL (STATE &amp; UTs)</b>		<b>1105736905</b>	<b>34.57</b>	<b>1310481965</b>	<b>35.64</b>	<b>1463259551</b>	<b>34.20</b>
<b>CENTRE TOTAL</b>		<b>97583800</b>	<b>14.49</b>	<b>106057000</b>	<b>14.48</b>	<b>118591400</b>	<b>14.86</b>
<b>GRAND TOTAL</b>		<b>1203320705</b>	<b>31.08</b>	<b>1416538965</b>	<b>32.13</b>	<b>1581850951</b>	<b>31.16</b>

STATEMENT NO. (5.1): DIRECTION, IN

Sl. No.	STATE/UNION TERRITORY	2015 (ACTU
1	ANDHRA PRADESH	
2	ARUNACHAL PRADESH	
3	ASSAM	
4	BIHAR	
5	CHHATTISGARH	
6	GOA	
7	GUJARAT	
8	HARYANA	
9	HIMACHAL PRADESH	
10	JAMMU & KASHMIR	
11	JHARKHAND	
12	KARNATAKA	
13	KERALA	
14	MADHAYA PRADESH	
15	MAHARASHTRA	



## STATEMENT NO. (5.2): GOVERNMENT SECONDARY SCHOOLS (REVENUE ACCOUNT)

(RUPEES IN THOUSANDS)

Sl. No.	STATE/UNION TERRITORY	2015-16 (ACTUALS)	% AGE TO TOTAL EXP. ON SEC. EDUCATION	2016-17 (R. E.)	% AGE TO TOTAL EXP. ON SEC. EDUCATION	2017-18 (B. E.)	% AGE TO TOTAL EXP. ON SEC. EDUCATION
1	ANDHRA PRADESH	3573131	6.74	5426913	8.43	5582224	7.57
2	ARUNACHAL PRADESH	1669009	27.58	1755276	84.64	3232960	83.23
3	ASSAM	587785	2.24	912319	2.60	1008995	2.57
4	BIHAR	8231262	29.08	10570896	30.68	9870694	34.14
5	CHHATTISGARH	19247723	68.47	28946011	70.52	30066984	70.97
6	GOA	684812	10.40	755923	9.89	830335	10.45
7	GUJARAT	1331811	3.08	1817646	3.89	2895680	5.76
8	HARYANA	17911514	76.81	23914580	76.72	27845320	79.50
9	HIMACHAL PRADESH	12140276	87.22	15963871	86.89	17294652	90.60
10	JAMMU & KASHMIR	0	0.00	0	0.00	0	0.00
11	JHARKHAND	4139123	58.09	8016819	65.63	8528380	64.79
12	KARNATAKA	8429625	15.92	8736168	16.09	9117400	16.04
13	KERALA	20301041	37.86	22321555	37.44	27123186	38.85
14	MADHAYA PRADESH	18522114	45.58	22647476	39.55	32150061	46.48
15	MAHARASHTRA	744523	0.47	974064	0.57	1010387	0.49
16	MANIPUR	2070838	85.80	2258942	79.52	298623	45.29
17	MEGHALAYA	555777	73.78	675404	56.82	852783	54.21
18	MIZORAM	1458631	65.11	1965922	70.77	1550233	68.69
19	NAGALAND	1741070	44.09	1650466	35.92	1771220	35.83
20	ODISAH	15826907	64.65	18470915	49.75	22992969	60.65
21	PUNJAB	42742298	95.14	47745132	94.25	51038132	92.71
22	RAJASTHAN	78286685	89.21	112170763	89.35	116433151	88.65
23	SIKKIM	26705	0.86	97784	2.59	45000	1.21
24	TAMIL NADU	70540515	70.00	76540588	67.53	88606410	70.25
25	TELANGANA	5297051	13.41	5273795	14.18	5931119	14.51
26	TRIPURA	77444	1.06	161048	1.82	148518	1.52
27	UTTARKHAND	17161110	83.58	19382199	84.16	22877679	85.39
28	UTTAR PRADESH	7077174	10.74	10492392	16.86	13646441	14.95
29	WEST BENGAL	841373	0.91	1139206	0.93	1233896	1.02
<b>TOTAL STATES</b>		<b>361217327</b>	<b>34.13</b>	<b>450784073</b>	<b>36.07</b>	<b>503983432</b>	<b>36.25</b>
30	A & N ISLAND	1102350	77.15	1318843	79.97	1449730	82.30
31	CHANDIGARH	1211454	89.08	1319080	89.24	1580700	89.49
32	DADRA NAGAR HAVELI	80697	24.56	133600	32.43	117900	27.40
33	DAMAN & DIU	118116	27.03	106700	20.73	107700	20.67
34	DELHI	11286349	27.24	14532000	27.03	50096530	76.64
35	LAKSHADWEEP	354557	99.08	401000	99.01	460000	99.14
36	PUDUCHERRY	1674677	76.79	1971064	77.76	2010982	78.07
<b>TOTAL U.T.</b>		<b>15828200</b>	<b>33.30</b>	<b>19782287</b>	<b>32.56</b>	<b>55823542</b>	<b>76.59</b>
<b>TOTAL (STATE &amp; UTs)</b>		<b>377045527</b>	<b>34.10</b>	<b>470566360</b>	<b>35.91</b>	<b>559806974</b>	<b>38.26</b>

## STATEMENT NO. (5.3): ASSISTANCE TO NON-GOVT. SECONDARY SCHOOLS (REVENUE ACCOUNT)

(RUPEES IN THOUSANDS)

Sl. No.	STATE/UNION TERRITORY	2015-16 (ACTUALS)	% AGE TO TOTAL EXP. ON SEC. EDUCATION	2016-17 (R. E.)	% AGE TO TOTAL EXP. ON SEC. EDUCATION	2017-18 (B. E.)	% AGE TO TOTAL EXP. ON SEC. EDUCATION
1	ANDHRA PRADESH	4493165	8.47	4585498	7.13	4721776	6.40
2	ARUNACHAL PRADESH	65908	1.09	0	0.00	0	0.00
3	ASSAM	23311961	88.90	30675432	87.53	34146975	86.93
4	BIHAR	3331574	11.77	3923000	11.38	3933000	13.61
5	CHHATTISGARH	1560142	5.55	2006548	4.89	1520000	3.59
6	GOA	5002652	75.98	5606700	73.35	5705213	71.82
7	GUJARAT	37018095	85.70	39472149	84.57	41455537	82.45
8	HARYANA	1518805	6.51	2953500	9.48	1953500	5.58
9	HIMACHAL PRADESH	0	0.00	137265	0.75	100	0.00
10	JAMMU & KASHMIR	10000	0.05	10500	0.05	0	0.00
11	JHARKHAND	1044201	14.66	1126665	9.22	1271212	9.66
12	KARNATAKA	4736503	8.95	5058200	9.31	5193000	9.14
13	KERALA	30412713	56.72	34252707	57.45	38856217	55.66
14	MADHAYA PRADESH	1750257	4.31	1950000	3.40	1950000	2.82
15	MAHARASHTRA	148914354	93.27	154922204	91.39	191198922	93.16
16	MANIPUR	38986	1.62	79484	2.80	163284	24.77
17	MEGHALAYA	0	0.00	0	0.00	0	0.00
18	MIZORAM	589677	26.32	663995	23.90	582507	25.81
19	NAGALAND	5000	0.13	5000	0.11	3500	0.07
20	ODISAH	5578726	22.79	12032259	32.41	13298297	35.08
21	PUNJAB	0	0.00	0	0.00	0	0.00
22	RAJASTHAN	94980	0.11	356692	0.28	507501	0.39
23	SIKKIM	0	0.00	0	0.00	0	0.00
24	TAMIL NADU	23220113	23.04	27536252	24.30	28216831	22.37
25	TELANGANA	2468859	6.25	2937031	7.90	3131622	7.66
26	TRIPURA	485203	6.63	589681	6.68	613341	6.26
27	UTTARKHAND	2666014	12.98	2795242	12.14	3085001	11.52
28	UTTAR PRADESH	51338972	77.91	43455483	69.84	67449491	73.90
29	WEST BENGAL	88971378	96.22	108824861	88.65	112358746	92.50
<b>TOTAL STATES</b>		<b>438628238</b>	<b>41.45</b>	<b>485956348</b>	<b>38.89</b>	<b>561315573</b>	<b>40.37</b>
30	A & N ISLAND	62486	4.37	75000	4.55	80000	4.54
31	CHANDIGARH	78070	5.74	85000	5.75	95000	5.38
32	DADRA NAGAR HAVELI	30000	9.13	43000	10.44	34000	7.90
33	DAMAN & DIU	109673	25.10	170900	33.20	174700	33.53
34	DELHI	4070768	9.82	4766269	8.87	5935000	9.08
35	LAKSHADWEEP	0	0.00	0	0.00	0	0.00
36	PUDUCHERRY	412843	18.93	447512	17.65	447514	17.37
<b>TOTAL U.T.</b>		<b>4763840</b>	<b>10.02</b>	<b>5587681</b>	<b>9.20</b>	<b>6766214</b>	<b>9.28</b>
<b>TOTAL (STATE &amp; UTs)</b>		<b>443392078</b>	<b>40.10</b>	<b>491544029</b>	<b>37.51</b>	<b>568081787</b>	<b>38.82</b>

## STATEMENT NO. (5.4): ASSISTANCE TO LOCAL BODIES FOR SECONDARY SCHOOLS (REVENUE ACCOUNT)

(RUPEES IN THOUSANDS)

Sl. No.	STATE/UNION TERRITORY	2015-16	% AGE TO	2016-17	% AGE TO TOTAL	2017-18	% AGE TO
		(ACTUALS)	TOTAL EXP. ON SEC. EDUCATION	(R. E.)	EXP. ON SEC. EDUCATION	(B. E.)	TOTAL EXP. ON SEC. EDUCATION
1	ANDHRA PRADESH	41176585	77.62	49970811	77.65	59335647	80.45
2	ARUNACHAL PRADESH	0	0.00	0	0.00	0	0.00
3	ASSAM	0	0.00	0	0.00	0	0.00
4	BIHAR	6607930	23.35	10457920	30.35	10457920	36.18
5	CHHATTISGARH	6294603	22.39	9125550	22.23	10067300	23.76
6	GOA	0	0.00	0	0.00	0	0.00
7	GUJARAT	1318395	3.05	1525395	3.27	1562005	3.11
8	HARYANA	0	0.00	0	0.00	0	0.00
9	HIMACHAL PRADESH	0	0.00	0	0.00	0	0.00
10	JAMMU & KASHMIR	0	0.00	0	0.00	0	0.00
11	JHARKHAND	0	0.00	0	0.00	0	0.00
12	KARNATAKA	36539844	69.03	38549495	70.98	40318800	70.95
13	KERALA	14266	0.03	34492	0.06	34492	0.05
14	MADHAYA PRADESH	19162835	47.15	30708221	53.62	32635157	47.18
15	MAHARASHTRA	6411203	4.02	7094473	4.18	8523301	4.15
16	MANIPUR	6253	0.26	15164	0.53	270	0.04
17	MEGHALAYA	0	0.00	0	0.00	0	0.00
18	MIZORAM	0	0.00	0	0.00	0	0.00
19	NAGALAND	0	0.00	0	0.00	0	0.00
20	ODISAH	0	0.00	0	0.00	0	0.00
21	PUNJAB	0	0.00	0	0.00	0	0.00
22	RAJASTHAN	0	0.00	0	0.00	0	0.00
23	SIKKIM	0	0.00	0	0.00	0	0.00
24	TAMIL NADU	0	0.00	0	0.00	0	0.00
25	TELANGANA	29171880	73.87	26884799	72.30	30118741	73.68
26	TRIPURA	48535	0.66	65510	0.74	61071	0.62
27	UTTARKHAND	0	0.00	0	0.00	0	0.00
28	UTTAR PRADESH	0	0.00	0	0.00	0	0.00
29	WEST BENGAL	0	0.00	0	0.00	0	0.00
<b>TOTAL STATES</b>		<b>146752329</b>	<b>13.87</b>	<b>174431830</b>	<b>13.96</b>	<b>193114704</b>	<b>13.89</b>
30	A & N ISLAND	62300	4.36	52300	3.17	60145	3.41
31	CHANDIGARH	0	0.00	0	0.00	0	0.00
32	DADRA NAGAR HAVELI	0	0.00	0	0.00	0	0.00
33	DAMAN & DIU	0	0.00	0	0.00	0	0.00
34	DELHI	889324	2.15	1016916	1.89	1118607	1.71
35	LAKSHADWEEP	0	0.00	0	0.00	0	0.00
36	PUDUCHERRY	0	0.00	0	0.00	0	0.00
<b>TOTAL U.T.</b>		<b>951624</b>	<b>2.00</b>	<b>1069216</b>	<b>1.76</b>	<b>1178752</b>	<b>1.62</b>
<b>TOTAL (STATE &amp; UTs)</b>		<b>147703953</b>	<b>13.36</b>	<b>175501046</b>	<b>13.39</b>	<b>194293456</b>	<b>13.28</b>

## STATEMENT NO. (5.5): SCHOLARSHIPS (REVENUE ACCOUNT)

(RUPEES IN THOUSANDS)

Sl. No.	STATE/UNION TERRITORY	2015-16	% AGE TO	2016-17	% AGE TO TOTAL	2017-18	% AGE TO
		(ACTUALS)	TOTAL EXP. ON SEC. EDUCATION	(R. E.)	EXP. ON SEC. EDUCATION	(B. E.)	TOTAL EXP. ON SEC. EDUCATION
1	ANDHRA PRADESH	98147	0.19	116000	0.18	116000	0.16
2	ARUNACHAL PRADESH	130200	2.15	200500	9.67	550000	14.16
3	ASSAM	52220	0.20	3567	0.01	178	0.00
4	BIHAR	8109387	28.65	5880812	17.07	2268300	7.85
5	CHHATTISGARH	0	0.00	13459	0.03	0	0.00
6	GOA	5993	0.09	12000	0.16	8592	0.11
7	GUJARAT	0	0.00	0	0.00	0	0.00
8	HARYANA	476312	2.04	502094	1.61	533594	1.52
9	HIMACHAL PRADESH	0	0.00	0	0.00	0	0.00
10	JAMMU & KASHMIR	68606	0.35	88869	0.44	98504	0.45
11	JHARKHAND	0	0.00	0	0.00	0	0.00
12	KARNATAKA	2040651	3.85	50000	0.09	62500	0.11
13	KERALA	70545	0.13	72600	0.12	117600	0.17
14	MADHAYA PRADESH	0	0.00	0	0.00	0	0.00
15	MAHARASHTRA	130357	0.08	71270	0.04	79044	0.04
16	MANIPUR	8854	0.37	7248	0.26	9024	1.37
17	MEGHALAYA	3	0.00	70624	5.94	3475	0.22
18	MIZORAM	0	0.00	0	0.00	0	0.00
19	NAGALAND	0	0.00	4300	0.09	4300	0.09
20	ODISAH	25181	0.10	28260	0.08	28260	0.07
21	PUNJAB	78715	0.18	158978	0.31	171832	0.31
22	RAJASTHAN	753478	0.86	2051599	1.63	846364	0.64
23	SIKKIM	0	0.00	24801	0.66	0	0.00
24	TAMIL NADU	32085	0.03	21291	0.02	21291	0.02
25	TELANGANA	6825	0.02	2851	0.01	17892	0.04
26	TRIPURA	57784	0.79	65500	0.74	50000	0.51
27	UTTARKHAND	1454	0.01	1489	0.01	2059	0.01
28	UTTAR PRADESH	1476	0.00	7059	0.01	7050	0.01
29	WEST BENGAL	2190	0.00	18835	0.02	19027	0.02
<b>TOTAL STATES</b>		<b>12150463</b>	<b>1.15</b>	<b>9474006</b>	<b>0.76</b>	<b>5014886</b>	<b>0.36</b>
30	A & N ISLAND	21771	1.52	20000	1.21	20000	1.14
31	CHANDIGARH	262	0.02	325	0.02	330	0.02
32	DADRA NAGAR HAVELI	0	0.00	0	0.00	0	0.00
33	DAMAN & DIU	0	0.00	0	0.00	0	0.00
34	DELHI	0	0.00	0	0.00	0	0.00
35	LAKSHADWEEP	0	0.00	0	0.00	0	0.00
36	PUDUCHERRY	2193	0.10	2310	0.09	2310	0.09
<b>TOTAL U.T.</b>		<b>24226</b>	<b>0.05</b>	<b>22635</b>	<b>0.04</b>	<b>22640</b>	<b>0.03</b>
<b>TOTAL (STATE &amp; UTs)</b>		<b>12174689</b>	<b>1.10</b>	<b>9496641</b>	<b>0.72</b>	<b>5037526</b>	<b>0.34</b>

## STATEMENT NO. (5.6): TEACHER'S TRAINING (REVENUE ACCOUNT)

(RUPEES IN THOUSANDS)

Sl. No.	STATE/UNION TERRITORY	2015-16 (ACTUALS)	% AGE TO TOTAL EXP. ON SEC. EDUCATION	2016-17 (R. E.)	% AGE TO TOTAL EXP. ON SEC. EDUCATION	2017-18 (B. E.)	% AGE TO TOTAL EXP. ON SEC. EDUCATION
1	ANDHRA PRADESH	115531	0.22	190350	0.30	242789	0.33
2	ARUNACHAL PRADESH	2700	0.04	0	0.00	0	0.00
3	ASSAM	0	0.00	0	0.00	0	0.00
4	BIHAR	0	0.00	0	0.00	0	0.00
5	CHHATTISGARH	95726	0.34	172342	0.42	185269	0.44
6	GOA	0	0.00	0	0.00	0	0.00
7	GUJARAT	19330	0.04	22464	0.05	23282	0.05
8	HARYANA	286547	1.23	334000	1.07	296960	0.85
9	HIMACHAL PRADESH	0	0.00	0	0.00	0	0.00
10	JAMMU & KASHMIR	63495	0.33	67150	0.33	66050	0.30
11	JHARKHAND	0	0.00	0	0.00	0	0.00
12	KARNATAKA	35923	0.07	0	0.00	0	0.00
13	KERALA	12969	0.02	33000	0.06	60000	0.09
14	MADHAYA PRADESH	118446	0.29	273123	0.48	310408	0.45
15	MAHARASHTRA	682955	0.43	702957	0.41	824651	0.40
16	MANIPUR	8139	0.34	9258	0.33	9810	1.49
17	MEGHALAYA	16978	2.25	18300	1.54	19600	1.25
18	MIZORAM	84517	3.77	23660	0.85	12609	0.56
19	NAGALAND	70119	1.78	72482	1.58	81164	1.64
20	ODISAH	290071	1.18	339662	0.91	439866	1.16
21	PUNJAB	1213	0.00	7010	0.01	7710	0.01
22	RAJASTHAN	0	0.00	0	0.00	0	0.00
23	SIKKIM	0	0.00	0	0.00	0	0.00
24	TAMIL NADU	565075	0.56	586040	0.52	566415	0.45
25	TELANGANA	96740	0.24	153002	0.41	165952	0.41
26	TRIPURA	24321	0.33	7320	0.08	6300	0.06
27	UTTARKHAND	0	0.00	0	0.00	0	0.00
28	UTTAR PRADESH	0	0.00	0	0.00	0	0.00
29	WEST BENGAL	19715	0.02	34280	0.03	40473	0.03
<b>TOTAL STATES</b>		<b>2610510</b>	<b>0.25</b>	<b>3046400</b>	<b>0.24</b>	<b>3359308</b>	<b>0.24</b>
30	A & N ISLAND	0	0.00	0	0.00	0	0.00
31	CHANDIGARH	0	0.00	0	0.00	65525	3.71
32	DADRA NAGAR HAVELI	215	0.07	500	0.12	500	0.12
33	DAMAN & DIU	0	0.00	0	0.00	0	0.00
34	DELHI	97573	0.24	275000	0.51	470000	0.72
35	LAKSHADWEEP	0	0.00	0	0.00	0	0.00
36	PUDUCHERRY	3336	0.15	2310	0.09	4457	0.17
<b>TOTAL U.T.</b>		<b>101124</b>	<b>0.21</b>	<b>277810</b>	<b>0.46</b>	<b>540482</b>	<b>0.74</b>
<b>TOTAL (STATE &amp; UTs)</b>		<b>2711634</b>	<b>0.25</b>	<b>3324210</b>	<b>0.25</b>	<b>3899790</b>	<b>0.27</b>

## STATEMENT NO. (5.7): TEXT BOOKS (REVENUE ACCOUNT)

(RUPEES IN THOUSANDS)

Sl. No.	STATE/UNION TERRITORY	2015-16 (ACTUALS)	% AGE TO TOTAL EXP. ON SEC. EDUCATION	2016-17 (R. E.)	% AGE TO TOTAL EXP. ON SEC. EDUCATION	2017-18 (B. E.)	% AGE TO TOTAL EXP. ON SEC. EDUCATION
1	ANDHRA PRADESH	980923	1.85	1074947	1.67	1013094	1.37
2	ARUNACHAL PRADESH	4102900	67.81	30000	1.45	80000	2.06
3	ASSAM	0	0.00	0	0.00	0	0.00
4	BIHAR	0	0.00	0	0.00	0	0.00
5	CHHATTISGARH	525335	1.87	565275	1.38	479275	1.13
6	GOA	0	0.00	0	0.00	0	0.00
7	GUJARAT	360000	0.83	512868	1.10	687000	1.37
8	HARYANA	0	0.00	0	0.00	0	0.00
9	HIMACHAL PRADESH	0	0.00	0	0.00	0	0.00
10	JAMMU & KASHMIR	0	0.00	0	0.00	0	0.00
11	JHARKHAND	0	0.00	0	0.00	0	0.00
12	KARNATAKA	0	0.00	0	0.00	0	0.00
13	KERALA	792779	1.48	559736	0.94	607851	0.87
14	MADHAYA PRADESH	831206	2.05	800000	1.40	800000	1.16
15	MAHARASHTRA	0	0.00	0	0.00	0	0.00
16	MANIPUR	0	0.00	0	0.00	0	0.00
17	MEGHALAYA	588	0.08	1288	0.11	1765	0.11
18	MIZORAM	0	0.00	0	0.00	0	0.00
19	NAGALAND	10018	0.25	10018	0.22	15018	0.30
20	ODISAH	0	0.00	0	0.00	0	0.00
21	PUNJAB	0	0.00	0	0.00	0	0.00
22	RAJASTHAN	0	0.00	0	0.00	0	0.00
23	SIKKIM	0	0.00	0	0.00	0	0.00
24	TAMIL NADU	798068	0.79	798068	0.70	798068	0.63
25	TELANGANA	955003	2.42	408863	1.10	447443	1.09
26	TRIPURA	0	0.00	0	0.00	0	0.00
27	UTTARKHAND	0	0.00	0	0.00	0	0.00
28	UTTAR PRADESH	0	0.00	0	0.00	0	0.00
29	WEST BENGAL	336981	0.36	1106	0.00	1061212	0.87
<b>TOTAL STATES</b>		<b>9693801</b>	<b>0.92</b>	<b>4762169</b>	<b>0.38</b>	<b>5990726</b>	<b>0.43</b>
30	A & N ISLAND	15095	1.06	12600	0.76	14300	0.81
31	CHANDIGARH	0	0.00	0	0.00	0	0.00
32	DADRA NAGAR HAVELI	0	0.00	0	0.00	0	0.00
33	DAMAN & DIU	0	0.00	0	0.00	0	0.00
34	DELHI	1192314	2.88	1307000	2.43	1588800	2.43
35	LAKSHADWEEP	0	0.00	0	0.00	0	0.00
36	PUDUCHERRY	0	0.00	0	0.00	0	0.00
<b>TOTAL U.T.</b>		<b>1207409</b>	<b>2.54</b>	<b>1319600</b>	<b>2.17</b>	<b>1603100</b>	<b>2.20</b>
<b>TOTAL (STATE &amp; UTs)</b>		<b>10901210</b>	<b>0.99</b>	<b>6081769</b>	<b>0.46</b>	<b>7593826</b>	<b>0.52</b>

## STATEMENT NO. (5.8): OTHER EXPENDITURE(REVENUE ACCOUNT)

(RUPEES IN THOUSANDS)

Sl. No.	STATE/UNION TERRITORY	2015-16	% AGE TO	2016-17	% AGE TO TOTAL	2017-18	% AGE TO
		(ACTUALS)	TOTAL EXP. ON SEC. EDUCATION	(R. E.)	EXP. ON SEC. EDUCATION	(B. E.)	TOTAL EXP. ON SEC. EDUCATION
1	ANDHRA PRADESH	2416905	4.56	2734018	4.25	2463012	3.34
2	ARUNACHAL PRADESH	80091	1.32	88001	4.24	21500	0.55
3	ASSAM	1934197	7.38	3041777	8.68	3488489	8.88
4	BIHAR	987497	3.49	1029000	2.99	391500	1.35
5	CHHATTISGARH	280329	1.00	69105	0.17	48480	0.11
6	GOA	890573	13.53	1268508	16.60	1399074	17.61
7	GUJARAT	3045039	7.05	3161790	6.77	3458211	6.88
8	HARYANA	1609919	6.90	2402200	7.71	2582600	7.37
9	HIMACHAL PRADESH	1586142	11.40	2017636	10.98	1638721	8.59
10	JAMMU & KASHMIR	150	0.00	150	0.00	150	0.00
11	JHARKHAND	1766486	24.79	2840750	23.26	3101050	23.56
12	KARNATAKA	439615	0.83	758400	1.40	779000	1.37
13	KERALA	254391	0.47	283095	0.47	633627	0.91
14	MADHAYA PRADESH	39543	0.10	109777	0.19	95350	0.14
15	MAHARASHTRA	2005538	1.26	4394365	2.59	2353805	1.15
16	MANIPUR	270477	11.21	463538	16.32	169702	25.74
17	MEGHALAYA	96578	12.82	317127	26.68	548304	34.86
18	MIZORAM	62727	2.80	81967	2.95	71338	3.16
19	NAGALAND	42304	1.07	89824	1.95	93969	1.90
20	ODISAH	2500362	10.21	5955290	16.04	737947	1.95
21	PUNJAB	1587612	3.53	2171898	4.29	3202332	5.82
22	RAJASTHAN	7743371	8.82	9920890	7.90	11883375	9.05
23	SIKKIM	2894949	92.81	3466900	91.87	3446469	92.98
24	TAMIL NADU	4636627	4.60	6782857	5.98	6790642	5.38
25	TELANGANA	1449802	3.67	1521628	4.09	850810	2.08
26	TRIPURA	6628326	90.53	7938695	89.93	8918234	91.03
27	UTTARKHAND	279205	1.36	395147	1.72	248686	0.93
28	UTTAR PRADESH	6260157	9.50	6912780	11.11	8430734	9.24
29	WEST BENGAL	1829600	1.98	11621516	9.47	5555427	4.57
<b>TOTAL STATES</b>		<b>53618512</b>	<b>5.07</b>	<b>81838629</b>	<b>6.55</b>	<b>73402538</b>	<b>5.28</b>
30	A & N ISLAND	164871	11.54	170350	10.33	137250	7.79
31	CHANDIGARH	47824	3.52	50550	3.42	0	0.00
32	DADRA NAGAR HAVELI	0	0.00	0	0.00	0	0.00
33	DAMAN & DIU	0	0.00	0	0.00	0	0.00
34	DELHI	23414556	56.51	30849036	57.38	3895000	5.96
35	LAKSHADWEEP	0	0.00	0	0.00	0	0.00
36	PUDUCHERRY	7393	0.34	11600	0.46	10106	0.39
<b>TOTAL U.T.</b>		<b>23634644</b>	<b>49.73</b>	<b>31081536</b>	<b>51.16</b>	<b>4042356</b>	<b>5.55</b>
<b>TOTAL (STATE &amp; UTs)</b>		<b>77253156</b>	<b>6.99</b>	<b>112920165</b>	<b>8.62</b>	<b>77444894</b>	<b>5.29</b>

## STATEMENT NO. (6): BUDGETED EXPENDITURE ON ADULT EDUCATION (REVENUE ACCOUNT)

TOTAL EXPENDITURE		(RUPEES IN THOUSANDS)					
Sl. No.	STATE/UNION TERRITORY	2015-16 (ACTUALS)	% TO TOTAL EXP. ON EDUCATION	2016-17 (R. E.)	% TO TOTAL EXP. ON EDUCATION	2017-18 (B. E.)	% TO TOTAL EXP. ON EDUCATION
1	ANDHRA PRADESH	107168	0.08	286627	0.16	136516	0.07
2	ARUNACHAL PRADESH	112458	0.96	200555	2.35	202725	2.37
3	ASSAM	237354	0.26	355783	0.29	396725	0.32
4	BIHAR	2685466	2.35	1326011	1.02	1646910	1.36
5	CHHATTISGARH	18350	0.03	225000	0.22	248300	0.21
6	GOA	14818	0.12	18235	0.13	19470	0.15
7	GUJARAT	126803	0.07	253930	0.14	28587	0.01
8	HARYANA	107256	0.12	85350	0.08	85600	0.07
9	HIMACHAL PRADESH	2156	0.01	2230	0.00	410	0.00
10	JAMMU & KASHMIR	0	0.00	0	0.00	0	0.00
11	JHARKHAND	0	0.00	0	0.00	0	0.00
12	KARNATAKA	260995	0.14	260600	0.13	129900	0.06
13	KERALA	133299	0.10	146500	0.09	201500	0.11
14	MADHAYA PRADESH	0	0.00	0	0.00	0	0.00
15	MAHARASHTRA	761330	0.18	737722	0.17	516576	0.09
16	MANIPUR	69006	0.73	77329	0.82	101494	1.24
17	MEGHALAYA	57364	0.65	71415	0.56	74140	0.51
18	MIZORAM	32823	0.39	37307	0.38	37974	0.43
19	NAGALAND	0	0.00	1709	0.02	21	0.00
20	ODISAH	3115	0.00	0	0.00	0	0.00
21	PUNJAB	5240	0.01	3200	0.00	3500	0.00
22	RAJASTHAN	192059	0.09	264273	0.10	295555	0.13
23	SIKKIM	0	0.00	832	0.01	1000	0.01
24	TAMIL NADU	96097	0.04	112889	0.04	154364	0.05
25	TELANGANA	93426	0.11	184684	0.21	203649	0.19
26	TRIPURA	430682	3.02	422557	2.42	30000	0.16
27	UTTARKHAND	0	0.00	0	0.00	0	0.00
28	UTTAR PRADESH	295947	0.08	667764	0.18	909492	0.16
29	WEST BENGAL	141550	0.07	267112	0.11	201822	0.08
<b>TOTAL STATES</b>		<b>5984762</b>	<b>0.19</b>	<b>6009614</b>	<b>0.17</b>	<b>5626230</b>	<b>0.14</b>
30	A & N ISLAND	10209	0.24	13100	0.26	14200	0.27
31	CHANDIGARH	11106	0.21	13000	0.21	17400	0.26
32	DADRA NAGAR HAVELI	0	0.00	1000	0.06	1400	0.08
33	DAMAN & DIU	1600	0.16	1800	0.15	1800	0.14
34	DELHI	1215371	1.90	1672800	2.16	1000	0.00
35	LAKSHADWEEP	0	0.00	0	0.00	0	0.00
36	PUDUCHERRY	4771	0.08	6804	0.10	6894	0.09
<b>TOTAL U.T.</b>		<b>1243057</b>	<b>1.48</b>	<b>1708504</b>	<b>1.71</b>	<b>42694</b>	<b>0.04</b>
<b>TOTAL (STATE &amp; UTs)</b>		<b>7227819</b>	<b>0.23</b>	<b>7718118</b>	<b>0.21</b>	<b>5668924</b>	<b>0.13</b>
<b>CENTRE TOTAL</b>		<b>4450600</b>	<b>0.66</b>	<b>1682200</b>	<b>0.23</b>	<b>3685800</b>	<b>0.45</b>
<b>GRAND TOTAL</b>		<b>11678419</b>	<b>0.30</b>	<b>9400318</b>	<b>0.21</b>	<b>9354724</b>	<b>0.18</b>



## STATEMENT NO. (6.1): DIRECTION &amp; ADMINISTRATION (REVENUE ACCOUNT)

(RUPEES IN THOUSANDS)

Sl. No.	STATE/UNION TERRITORY	2015-16	% AGE TO	2016-17	% AGE TO	2017-18	% AGE TO
		(ACTUALS)	TOTAL EXP. ON ADL. EDUCATION	(R. E.)	TOTAL EXP. ON ADL. EDUCATION	(B. E.)	TOTAL EXP. ON ADL. EDUCATION
1	ANDHRA PRADESH	107168	100.00	119531	41.70	130416	95.53
2	ARUNACHAL PRADESH	52458	46.65	63393	31.61	64725	31.93
3	ASSAM	237354	100.00	306994	86.29	348275	87.79
4	BIHAR	23953	0.89	26011	1.96	26011	1.58
5	CHHATTISGARH	0	0.00	0	0.00	0	0.00
6	GOA	0	0.00	0	0.00	0	0.00
7	GUJARAT	908	0.72	1050	0.41	1050	3.67
8	HARYANA	0	0.00	0	0.00	0	0.00
9	HIMACHAL PRADESH	0	0.00	0	0.00	0	0.00
10	JAMMU & KASHMIR	0	0.00	0	0.00	0	0.00
11	JHARKHAND	0	0.00	0	0.00	0	0.00
12	KARNATAKA	226174	86.66	260600	100.00	129900	100.00
13	KERALA	28299	21.23	36500	24.91	46500	23.08
14	MADHAYA PRADESH	0	0.00	0	0.00	0	0.00
15	MAHARASHTRA	0	0.00	0	0.00	0	0.00
16	MANIPUR	69006	100.00	77329	100.00	101494	100.00
17	MEGHALAYA	3495	6.09	6990	9.79	6850	9.24
18	MIZORAM	29156	88.83	32827	87.99	35890	94.51
19	NAGALAND	0	0.00	0	0.00	0	0.00
20	ODISAH	3115	100.00	0	0.00	0	0.00
21	PUNJAB	0	0.00	0	0.00	0	0.00
22	RAJASTHAN	0	0.00	0	0.00	0	0.00
23	SIKKIM	0	0.00	0	0.00	0	0.00
24	TAMIL NADU	15497	16.13	17016	15.07	17674	11.45
25	TELANGANA	93426	100.00	184684	100.00	203649	100.00
26	TRIPURA	0	0.00	0	0.00	0	0.00
27	UTTARKHAND	0	0.00	0	0.00	0	0.00
28	UTTAR PRADESH	0	0.00	0	0.00	0	0.00
29	WEST BENGAL	14691	10.38	19395	7.26	23526	11.66
<b>TOTAL STATES</b>		<b>904700</b>	<b>15.12</b>	<b>1152320</b>	<b>19.17</b>	<b>1135960</b>	<b>20.19</b>
30	A & N ISLAND	0	0.00	0	0.00	0	0.00
31	CHANDIGARH	0	0.00	0	0.00	17400	100.00
32	DADRA NAGAR HAVELI	0	0.00	0	0.00	0	0.00
33	DAMAN & DIU	0	0.00	0	0.00	0	0.00
34	DELHI	222	0.02	0	0.00	0	0.00
35	LAKSHADWEEP	0	0.00	0	0.00	0	0.00
36	PUDUCHERRY	0	0.00	0	0.00	0	0.00
<b>TOTAL U.T.</b>		<b>222</b>	<b>0.02</b>	<b>0</b>	<b>0.00</b>	<b>17400</b>	<b>40.76</b>
<b>TOTAL (STATE &amp; UTs)</b>		<b>904922</b>	<b>12.52</b>	<b>1152320</b>	<b>14.93</b>	<b>1153360</b>	<b>20.35</b>

## STATEMENT NO. (6.2): RURAL FUNCTIONAL LITERACY PROGRAMME (REVENUE ACCOUNT)

(RUPEES IN THOUSANDS)

Sl. No.	STATE/UNION TERRITORY	2015-16	% AGE TO	2016-17	% AGE TO	2017-18	% AGE TO
		(ACTUALS)	TOTAL EXP. ON ADL. EDUCATION	(R. E.)	TOTAL EXP. ON ADL. EDUCATION	(B. E.)	TOTAL EXP. ON ADL. EDUCATION
1	ANDHRA PRADESH	0	0.00	0	0.00	0	0.00
2	ARUNACHAL PRADESH	0	0.00	137162	68.39	0	0.00
3	ASSAM	0	0.00	5700	1.60	5700	1.44
4	BIHAR	0	0.00	0	0.00	0	0.00
5	CHHATTISGARH	0	0.00	0	0.00	0	0.00
6	GOA	0	0.00	0	0.00	0	0.00
7	GUJARAT	14100	11.12	14336	5.65	27532	96.31
8	HARYANA	0	0.00	0	0.00	0	0.00
9	HIMACHAL PRADESH	1825	84.65	1350	60.54	130	31.71
10	JAMMU & KASHMIR	0	0.00	0	0.00	0	0.00
11	JHARKHAND	0	0.00	0	0.00	0	0.00
12	KARNATAKA	0	0.00	0	0.00	0	0.00
13	KERALA	105000	78.77	110000	75.09	155000	76.92
14	MADHAYA PRADESH	0	0.00	0	0.00	0	0.00
15	MAHARASHTRA	159176	20.91	0	0.00	0	0.00
16	MANIPUR	0	0.00	0	0.00	0	0.00
17	MEGHALAYA	0	0.00	225	0.32	250	0.34
18	MIZORAM	3667	11.17	4360	11.69	1964	5.17
19	NAGALAND	0	0.00	21	1.23	21	100.00
20	ODISAH	0	0.00	0	0.00	0	0.00
21	PUNJAB	0	0.00	0	0.00	0	0.00
22	RAJASTHAN	0	0.00	0	0.00	0	0.00
23	SIKKIM	0	0.00	0	0.00	0	0.00
24	TAMIL NADU	0	0.00	0	0.00	0	0.00
25	TELANGANA	0	0.00	0	0.00	0	0.00
26	TRIPURA	0	0.00	0	0.00	0	0.00
27	UTTARKHAND	0	0.00	0	0.00	0	0.00
28	UTTAR PRADESH	0	0.00	0	0.00	0	0.00
29	WEST BENGAL	0	0.00	0	0.00	0	0.00
<b>TOTAL STATES</b>		<b>283768</b>	<b>4.74</b>	<b>273154</b>	<b>4.55</b>	<b>190597</b>	<b>3.39</b>
30	A & N ISLAND	0	0.00	0	0.00	0	0.00
31	CHANDIGARH	0	0.00	0	0.00	0	0.00
32	DADRA NAGAR HAVELI	0	0.00	0	0.00	0	0.00
33	DAMAN & DIU	0	0.00	0	0.00	0	0.00
34	DELHI	0	0.00	0	0.00	0	0.00
35	LAKSHADWEEP	0	0.00	0	0.00	0	0.00
36	PUDUCHERRY	0	0.00	0	0.00	0	0.00
<b>TOTAL U.T.</b>		<b>0</b>	<b>0.00</b>	<b>0</b>	<b>0.00</b>	<b>0</b>	<b>0.00</b>
<b>TOTAL (STATE &amp; UTs)</b>		<b>283768</b>	<b>3.93</b>	<b>273154</b>	<b>3.54</b>	<b>190597</b>	<b>3.36</b>

## STATEMENT NO. (6.3): STATE ADULT EDUCATION PROGRAMME (REVENUE ACCOUNT)

(RUPEES IN THOUSANDS)

Sl. No.	STATE/UNION TERRITORY	2015-16	% AGE TO	2016-17	% AGE TO	2017-18	% AGE TO
		(ACTUALS)	TOTAL EXP. ON ADL. EDUCATION	(R. E.)	TOTAL EXP. ON ADL. EDUCATION	(B. E.)	TOTAL EXP. ON ADL. EDUCATION
1	ANDHRA PRADESH	0	0.00	0	0.00	0	0.00
2	ARUNACHAL PRADESH	0	0.00	0	0.00	0	0.00
3	ASSAM	0	0.00	0	0.00	0	0.00
4	BIHAR	0	0.00	0	0.00	0	0.00
5	CHHATTISGARH	0	0.00	0	0.00	0	0.00
6	GOA	0	0.00	0	0.00	0	0.00
7	GUJARAT	0	0.00	0	0.00	0	0.00
8	HARYANA	0	0.00	0	0.00	0	0.00
9	HIMACHAL PRADESH	0	0.00	0	0.00	0	0.00
10	JAMMU & KASHMIR	0	0.00	0	0.00	0	0.00
11	JHARKHAND	0	0.00	0	0.00	0	0.00
12	KARNATAKA	0	0.00	0	0.00	0	0.00
13	KERALA	0	0.00	0	0.00	0	0.00
14	MADHAYA PRADESH	0	0.00	0	0.00	0	0.00
15	MAHARASHTRA	0	0.00	0	0.00	0	0.00
16	MANIPUR	0	0.00	0	0.00	0	0.00
17	MEGHALAYA	0	0.00	0	0.00	0	0.00
18	MIZORAM	0	0.00	120	0.32	120	0.32
19	NAGALAND	0	0.00	0	0.00	0	0.00
20	ODISAH	0	0.00	0	0.00	0	0.00
21	PUNJAB	0	0.00	0	0.00	0	0.00
22	RAJASTHAN	0	0.00	0	0.00	0	0.00
23	SIKKIM	0	0.00	832	100.00	1000	100.00
24	TAMIL NADU	0	0.00	0	0.00	0	0.00
25	TELANGANA	0	0.00	0	0.00	0	0.00
26	TRIPURA	0	0.00	0	0.00	0	0.00
27	UTTARKHAND	0	0.00	0	0.00	0	0.00
28	UTTAR PRADESH	0	0.00	0	0.00	0	0.00
29	WEST BENGAL	0	0.00	0	0.00	0	0.00
<b>TOTAL STATES</b>		<b>0</b>	<b>0.00</b>	<b>952</b>	<b>0.02</b>	<b>1120</b>	<b>0.02</b>
30	A & N ISLAND	0	0.00	0	0.00	0	0.00
31	CHANDIGARH	0	0.00	0	0.00	0	0.00
32	DADRA NAGAR HAVELI	0	0.00	0	0.00	0	0.00
33	DAMAN & DIU	0	0.00	0	0.00	0	0.00
34	DELHI	0	0.00	0	0.00	0	0.00
35	LAKSHADWEEP	0	0.00	0	0.00	0	0.00
36	PUDUCHERRY	0	0.00	0	0.00	0	0.00
<b>TOTAL U.T.</b>		<b>0</b>	<b>0.00</b>	<b>0</b>	<b>0.00</b>	<b>0</b>	<b>0.00</b>
<b>TOTAL (STATE &amp; UTs)</b>		<b>0</b>	<b>0.00</b>	<b>952</b>	<b>0.01</b>	<b>1120</b>	<b>0.02</b>

## STATEMENT NO. (6.4): OTHER ADULT EDUCATION PROGRAMME (REVENUE ACCOUNT)

(RUPEES IN THOUSANDS)

Sl. No.	STATE/UNION TERRITORY	2015-16	% AGE TO	2016-17	% AGE TO	2017-18	% AGE TO
		(ACTUALS)	TOTAL EXP. ON ADL. EDUCATION	(R. E.)	TOTAL EXP. ON ADL. EDUCATION	(B. E.)	TOTAL EXP. ON ADL. EDUCATION
1	ANDHRA PRADESH	0	0.00	167096	58.30	6100	4.47
2	ARUNACHAL PRADESH	0	0.00	0	0.00	138000	68.07
3	ASSAM	0	0.00	7389	2.08	8210	2.07
4	BIHAR	1781913	66.35	300000	22.62	0	0.00
5	CHHATTISGARH	18350	100.00	225000	100.00	248300	100.00
6	GOA	14818	100.00	18233	99.99	19468	99.99
7	GUJARAT	83973	66.22	214743	84.57	3	0.01
8	HARYANA	107256	100.00	85350	100.00	85600	100.00
9	HIMACHAL PRADESH	0	0.00	0	0.00	0	0.00
10	JAMMU & KASHMIR	0	0.00	0	0.00	0	0.00
11	JHARKHAND	0	0.00	0	0.00	0	0.00
12	KARNATAKA	0	0.00	0	0.00	0	0.00
13	KERALA	0	0.00	0	0.00	0	0.00
14	MADHAYA PRADESH	0	0.00	0	0.00	0	0.00
15	MAHARASHTRA	478969	62.91	316581	42.91	306587	59.35
16	MANIPUR	0	0.00	0	0.00	0	0.00
17	MEGHALAYA	53869	93.91	53200	74.49	56040	75.59
18	MIZORAM	0	0.00	0	0.00	0	0.00
19	NAGALAND	0	0.00	0	0.00	0	0.00
20	ODISAH	0	0.00	0	0.00	0	0.00
21	PUNJAB	5240	100.00	3200	100.00	3500	100.00
22	RAJASTHAN	148816	77.48	203484	77.00	224488	75.95
23	SIKKIM	0	0.00	0	0.00	0	0.00
24	TAMIL NADU	0	0.00	0	0.00	0	0.00
25	TELANGANA	0	0.00	0	0.00	0	0.00
26	TRIPURA	430682	100.00	422557	100.00	30000	100.00
27	UTTARKHAND	0	0.00	0	0.00	0	0.00
28	UTTAR PRADESH	295901	99.98	667242	99.92	908767	99.92
29	WEST BENGAL	82960	58.61	137458	51.46	31276	15.50
<b>TOTAL STATES</b>		<b>3502747</b>	<b>58.53</b>	<b>2821533</b>	<b>46.95</b>	<b>2066339</b>	<b>36.73</b>
30	A & N ISLAND	9175	89.87	11526	87.98	12590	88.66
31	CHANDIGARH	0	0.00	0	0.00	0	0.00
32	DADRA NAGAR HAVELI	0	0.00	1000	100.00	1400	100.00
33	DAMAN & DIU	0	0.00	0	0.00	0	0.00
34	DELHI	666	0.05	800	0.05	1000	100.00
35	LAKSHADWEEP	0	0.00	0	0.00	0	0.00
36	PUDUCHERRY	4771	100.00	6804	100.00	6894	100.00
<b>TOTAL U.T.</b>		<b>14612</b>	<b>1.18</b>	<b>20130</b>	<b>1.18</b>	<b>21884</b>	<b>51.26</b>
<b>TOTAL (STATE &amp; UTs)</b>		<b>3517359</b>	<b>48.66</b>	<b>2841663</b>	<b>36.82</b>	<b>2088223</b>	<b>36.84</b>

## STATEMENT NO. (6.5): OTHER EXPENDITURE (REVENUE ACCOUNT)

(RUPEES IN THOUSANDS)

Sl. No.	STATE/UNION TERRITORY	2015-16	% AGE TO	2016-17	% AGE TO	2017-18	% AGE TO
		(ACTUALS)	TOTAL EXP. ON ADL. EDUCATION	(R. E.)	TOTAL EXP. ON ADL. EDUCATION	(B. E.)	TOTAL EXP. ON ADL. EDUCATION
1	ANDHRA PRADESH	0	0.00	0	0.00	0	0.00
2	ARUNACHAL PRADESH	60000	53.35	0	0.00	0	0.00
3	ASSAM	0	0.00	35700	10.03	34540	8.71
4	BIHAR	879600	32.75	1000000	75.41	1620899	98.42
5	CHHATTISGARH	0	0.00	0	0.00	0	0.00
6	GOA	0	0.00	2	0.01	2	0.01
7	GUJARAT	27822	21.94	23801	9.37	2	0.01
8	HARYANA	0	0.00	0	0.00	0	0.00
9	HIMACHAL PRADESH	331	15.35	880	39.46	280	68.29
10	JAMMU & KASHMIR	0	0.00	0	0.00	0	0.00
11	JHARKHAND	0	0.00	0	0.00	0	0.00
12	KARNATAKA	34821	13.34	0	0.00	0	0.00
13	KERALA	0	0.00	0	0.00	0	0.00
14	MADHAYA PRADESH	0	0.00	0	0.00	0	0.00
15	MAHARASHTRA	123185	16.18	421141	57.09	209989	40.65
16	MANIPUR	0	0.00	0	0.00	0	0.00
17	MEGHALAYA	0	0.00	11000	15.40	11000	14.84
18	MIZORAM	0	0.00	0	0.00	0	0.00
19	NAGALAND	0	0.00	1688	98.77	0	0.00
20	ODISAH	0	0.00	0	0.00	0	0.00
21	PUNJAB	0	0.00	0	0.00	0	0.00
22	RAJASTHAN	43243	22.52	60789	23.00	71067	24.05
23	SIKKIM	0	0.00	0	0.00	0	0.00
24	TAMIL NADU	80600	83.87	95873	84.93	136690	88.55
25	TELANGANA	0	0.00	0	0.00	0	0.00
26	TRIPURA	0	0.00	0	0.00	0	0.00
27	UTTARKHAND	0	0.00	0	0.00	0	0.00
28	UTTAR PRADESH	46	0.02	522	0.08	725	0.08
29	WEST BENGAL	43899	31.01	110259	41.28	147020	72.85
<b>TOTAL STATES</b>		<b>1293547</b>	<b>21.61</b>	<b>1761655</b>	<b>29.31</b>	<b>2232214</b>	<b>39.68</b>
30	A & N ISLAND	1034	10.13	1574	12.02	1610	11.34
31	CHANDIGARH	11106	100.00	13000	100.00	0	0.00
32	DADRA NAGAR HAVELI	0	0.00	0	0.00	0	0.00
33	DAMAN & DIU	1600	100.00	1800	100.00	1800	100.00
34	DELHI	1214483	99.93	1672000	99.95	0	0.00
35	LAKSHADWEEP	0	0.00	0	0.00	0	0.00
36	PUDUCHERRY	0	0.00	0	0.00	0	0.00
<b>TOTAL U.T.</b>		<b>1232994</b>	<b>99.19</b>	<b>1688374</b>	<b>98.82</b>	<b>3410</b>	<b>7.99</b>
<b>TOTAL (STATE &amp; UTs)</b>		<b>2526541</b>	<b>34.96</b>	<b>3450029</b>	<b>44.70</b>	<b>2235624</b>	<b>39.44</b>

## STATEMENT NO. (7): BUDGETED EXPENDITURE ON UNIVERSITY/SCHOLARSHIP/DL EDUCATION (REVENUE ACCOUNT)

TOTAL EXPENDITURE		(RUPEES IN THOUSANDS)					
Sl. No.	STATE/UNION TERRITORY	2015-16 (ACTUALS)	% TO TOTAL EXP. ON EDUCATION	2016-17 (R. E.)	% TO TOTAL EXP. ON EDUCATION	2017-18 (B. E.)	% TO TOTAL EXP. ON EDUCATION
1	ANDHRA PRADESH	17458733	12.56	22519436	12.49	23654962	11.71
2	ARUNACHAL PRADESH	702031	6.01	797107	9.35	2047295	23.96
3	ASSAM	12848951	14.33	18956452	15.59	18521710	14.93
4	BIHAR	23803201	20.83	31720161	24.32	32108348	26.49
5	CHHATTISGARH	5073633	7.27	7698343	7.58	7583410	6.35
6	GOA	1990661	16.59	2116808	15.09	2273975	17.00
7	GUJARAT	16621854	9.39	16928567	9.45	16883925	8.84
8	HARYANA	11809309	13.19	13717603	12.65	14890900	11.70
9	HIMACHAL PRADESH	2809501	7.47	3793204	7.70	4090873	7.90
10	JAMMU & KASHMIR	5716465	9.09	6521320	13.70	7798220	15.14
11	JHARKHAND	8423379	15.52	11553080	15.56	12372465	14.44
12	KARNATAKA	26685865	14.50	33882249	16.43	28665400	13.45
13	KERALA	21502017	15.96	24528969	15.87	31941557	17.76
14	MADHAYA PRADESH	14427492	10.15	18662674	9.24	18276309	8.11
15	MAHARASHTRA	45095101	10.68	9890327	2.29	81385175	13.82
16	MANIPUR	1649969	17.36	1883084	20.06	2300275	28.17
17	MEGHALAYA	1201363	13.56	3315711	25.92	2131975	14.64
18	MIZORAM	1274819	14.97	1716762	17.33	1353003	15.31
19	NAGALAND	815315	8.48	885222	7.93	911252	7.69
20	ODISAH	17131737	20.03	18719122	17.75	17619452	15.17
21	PUNJAB	8431645	10.31	7896342	6.76	7080456	5.70
22	RAJASTHAN	11646434	5.58	12077613	4.77	12258291	5.37
23	SIKKIM	211776	3.15	230824	3.10	455979	5.71
24	TAMIL NADU	21683389	8.35	23593592	8.23	24765838	7.60
25	TELANGANA	11075813	12.45	13410909	15.31	19624205	18.54
26	TRIPURA	810738	5.69	867774	4.97	1109952	6.07
27	UTTARKHAND	2536691	5.89	2710904	5.87	3344903	5.87
28	UTTAR PRADESH	17271972	4.81	17801910	4.93	26428296	4.66
29	WEST BENGAL	23828761	12.60	43358224	18.02	49550474	18.86
<b>TOTAL STATES</b>		<b>334538615</b>	<b>10.74</b>	<b>371754293</b>	<b>10.39</b>	<b>471428875</b>	<b>11.33</b>
30	A & N ISLAND	295099	6.82	314093	6.34	369640	6.96
31	CHANDIGARH	1392275	26.10	1529424	24.57	1682324	25.03
32	DADRA NAGAR HAVELI	140000	8.87	170000	9.76	110000	6.67
33	DAMAN & DIU	73374	7.24	88100	7.19	94300	7.40
34	DELHI	2702798	4.22	2911400	3.75	3975000	4.16
35	LAKSHADWEEP	138754	11.96	110000	8.77	140900	10.25
36	PUDUCHERRY	1215984	19.42	1203618	17.25	1331943	17.77
<b>TOTAL U.T.</b>		<b>5958284</b>	<b>7.11</b>	<b>6326635</b>	<b>6.33</b>	<b>7704107</b>	<b>6.46</b>
<b>TOTAL (STATE &amp; UTs)</b>		<b>340496899</b>	<b>10.65</b>	<b>378080928</b>	<b>10.28</b>	<b>479132982</b>	<b>11.20</b>
<b>CENTRE TOTAL</b>		<b>149731600</b>	<b>22.23</b>	<b>168825400</b>	<b>23.05</b>	<b>170457800</b>	<b>21.37</b>
<b>GRAND TOTAL</b>		<b>490228499</b>	<b>12.66</b>	<b>546906328</b>	<b>12.40</b>	<b>649590782</b>	<b>12.80</b>

## STATEMENT NO. (7.1): DIRECTION &amp; ADMINISTRATION (REVENUE ACCOUNT)

(RUPEES IN THOUSANDS)

Sl. No.	STATE/UNION TERRITORY	2015-16 (ACTUALS)	% AGE TO TOTAL EXP. ON UNV. EDUCATION	2016-17 (R. E.)	% AGE TO TOTAL EXP. ON UNV. EDUCATION	2017-18 (B. E.)	% AGE TO TOTAL EXP. ON UNV. EDUCATION
1	ANDHRA PRADESH	134857	0.77	203855	0.91	247927	1.05
2	ARUNACHAL PRADESH	151204	21.54	40749	5.11	243861	11.91
3	ASSAM	53293	0.41	685789	3.62	693902	3.75
4	BIHAR	66622	0.28	94432	0.30	93309	0.29
5	CHHATTISGARH	37181	0.73	547473	7.11	926027	12.21
6	GOA	8065	0.41	51600	2.44	39998	1.76
7	GUJARAT	1823	0.01	173443	1.02	160590	0.95
8	HARYANA	611173	5.18	717363	5.23	818950	5.50
9	HIMACHAL PRADESH	0	0.00	0	0.00	0	0.00
10	JAMMU & KASHMIR	10474	0.18	19500	0.30	24200	0.31
11	JHARKHAND	12078	0.14	16685	0.14	24467	0.20
12	KARNATAKA	121669	0.46	1161700	3.43	523400	1.83
13	KERALA	288605	1.34	333627	1.36	404634	1.27
14	MADHAYA PRADESH	139536	0.97	178621	0.96	212584	1.16
15	MAHARASHTRA	146242	0.32	172634	1.75	193040	0.24
16	MANIPUR	22878	1.39	29164	1.55	31494	1.37
17	MEGHALAYA	18910	1.57	35592	1.07	51375	2.41
18	MIZORAM	34837	2.73	51238	2.98	45111	3.33
19	NAGALAND	78679	9.65	229314	25.90	270334	29.67
20	ODISAH	116152	0.68	134126	0.72	130357	0.74
21	PUNJAB	769	0.01	891	0.01	1055	0.01
22	RAJASTHAN	119027	1.02	123220	1.02	135889	1.11
23	SIKKIM	0	0.00	0	0.00	0	0.00
24	TAMIL NADU	138217	0.64	208656	0.88	214248	0.87
25	TELANGANA	100199	0.90	153826	1.15	166186	0.85
26	TRIPURA	38736	4.78	66756	7.69	78400	7.06
27	UTTARKHAND	30979	1.22	33316	1.23	41609	1.24
28	UTTAR PRADESH	114228	0.66	122611	0.69	156589	0.59
29	WEST BENGAL	109888	0.46	132744	0.31	1607947	3.25
<b>TOTAL STATES</b>		<b>2706321</b>	<b>0.81</b>	<b>5718925</b>	<b>1.54</b>	<b>7537483</b>	<b>1.60</b>
30	A & N ISLAND	0	0.00	0	0.00	0	0.00
31	CHANDIGARH	0	0.00	0	0.00	5192	0.31
32	DADRA NAGAR HAVELI	140000	100.00	170000	100.00	110000	100.00
33	DAMAN & DIU	73374	100.00	88100	100.00	94300	100.00
34	DELHI	682698	25.26	756400	25.98	71000	1.79
35	LAKSHADWEEP	0	0.00	0	0.00	0	0.00
36	PUDUCHERRY	0	0.00	0	0.00	0	0.00
<b>TOTAL U.T.</b>		<b>896072</b>	<b>15.04</b>	<b>1014500</b>	<b>16.04</b>	<b>280492</b>	<b>3.64</b>
<b>TOTAL (STATE &amp; UTs)</b>		<b>3602393</b>	<b>1.06</b>	<b>6733425</b>	<b>1.78</b>	<b>7817975</b>	<b>1.63</b>

## STATEMENT NO. (7.2): ASSISTANCE TO UNIVERSITIES (REVENUE ACCOUNT)

(RUPEES IN THOUSANDS)

Sl. No.	STATE/UNION TERRITORY	2015-16 (ACTUALS)	% AGE TO TOTAL EXP. ON UNV. EDUCATION	2016-17 (R. E.)	% AGE TO TOTAL EXP. ON UNV. EDUCATION	2017-18 (B. E.)	% AGE TO TOTAL EXP. ON UNV. EDUCATION
1	ANDHRA PRADESH	5406018	30.96	7742705	34.38	8125424	34.35
2	ARUNACHAL PRADESH	0	0.00	0	0.00	0	0.00
3	ASSAM	1701454	13.24	2344931	12.37	2787814	15.05
4	BIHAR	21991062	92.39	29007301	91.45	29317303	91.31
5	CHHATTISGARH	547500	10.79	683300	8.88	688300	9.08
6	GOA	370965	18.64	397500	18.78	402500	17.70
7	GUJARAT	4355940	26.21	4967156	29.34	4441778	26.31
8	HARYANA	2950000	24.98	3020000	22.02	3100000	20.82
9	HIMACHAL PRADESH	550400	19.59	621700	16.39	675200	16.51
10	JAMMU & KASHMIR	2511000	43.93	2799000	42.92	3110000	39.88
11	JHARKHAND	6726861	79.86	9556365	82.72	9249533	74.76
12	KARNATAKA	7260102	27.21	7032249	20.75	7306000	25.49
13	KERALA	6223381	28.94	7794581	31.78	8521062	26.68
14	MADHAYA PRADESH	723025	5.01	739247	3.96	819017	4.48
15	MAHARASHTRA	4253939	9.43	3738119	37.80	5548852	6.82
16	MANIPUR	0	0.00	0	0.00	0	0.00
17	MEGHALAYA	0	0.00	25	0.00	30	0.00
18	MIZORAM	0	0.00	0	0.00	0	0.00
19	NAGALAND	0	0.00	0	0.00	0	0.00
20	ODISAH	3293892	19.23	3045983	16.27	3570576	20.26
21	PUNJAB	1671168	19.82	1683849	21.32	1786349	25.23
22	RAJASTHAN	2054869	17.64	2124934	17.59	2520193	20.56
23	SIKKIM	0	0.00	0	0.00	0	0.00
24	TAMIL NADU	4686269	21.61	4176829	17.70	3775115	15.24
25	TELANGANA	4330870	39.10	4020542	29.98	8430203	42.96
26	TRIPURA	0	0.00	20000	2.30	50000	4.50
27	UTTARKHAND	557455	21.98	599521	22.12	666700	19.93
28	UTTAR PRADESH	1313774	7.61	1474073	8.28	1997090	7.56
29	WEST BENGAL	8963500	37.62	9295042	21.44	9683687	19.54
<b>TOTAL STATES</b>		<b>92443444</b>	<b>27.63</b>	<b>106884952</b>	<b>28.75</b>	<b>116572726</b>	<b>24.73</b>
30	A & N ISLAND	0	0.00	0	0.00	0	0.00
31	CHANDIGARH	0	0.00	0	0.00	0	0.00
32	DADRA NAGAR HAVELI	0	0.00	0	0.00	0	0.00
33	DAMAN & DIU	0	0.00	0	0.00	0	0.00
34	DELHI	50000	1.85	120000	4.12	1470000	36.98
35	LAKSHADWEEP	0	0.00	0	0.00	0	0.00
36	PUDUCHERRY	0	0.00	0	0.00	292	0.02
<b>TOTAL U.T.</b>		<b>50000</b>	<b>0.84</b>	<b>120000</b>	<b>1.90</b>	<b>1470292</b>	<b>19.08</b>
<b>TOTAL (STATE &amp; UTs)</b>		<b>92493444</b>	<b>27.16</b>	<b>107004952</b>	<b>28.30</b>	<b>118043018</b>	<b>24.64</b>



## STATEMENT NO. (7.3): GOVERNMENT COLLEGES (REVENUE ACCOUNT)

(RUPEES IN THOUSANDS)

Sl. No.	STATE/UNION TERRITORY	2015-16 (ACTUALS)	% AGE TO TOTAL EXP. ON UNV. EDUCATION	2016-17 (R. E.)	% AGE TO TOTAL EXP. ON UNV. EDUCATION	2017-18 (B. E.)	% AGE TO TOTAL EXP. ON UNV. EDUCATION
1	ANDHRA PRADESH	6055401	34.68	7916019	35.15	8818955	37.28
2	ARUNACHAL PRADESH	527620	75.16	692293	86.85	1734534	84.72
3	ASSAM	10929144	85.06	15256385	80.48	14538334	78.49
4	BIHAR	401264	1.69	444703	1.40	521511	1.62
5	CHHATTISGARH	3945810	77.77	5904895	76.70	5407550	71.31
6	GOA	285465	14.34	374900	17.71	354319	15.58
7	GUJARAT	845556	5.09	1185968	7.01	1238365	7.33
8	HARYANA	3658430	30.98	4569240	33.31	5046850	33.89
9	HIMACHAL PRADESH	1750695	62.31	2516643	66.35	2868462	70.12
10	JAMMU & KASHMIR	2928131	51.22	3429200	52.58	4365200	55.98
11	JHARKHAND	847979	10.07	984780	8.52	1181465	9.55
12	KARNATAKA	9618964	36.05	16536000	48.80	11651700	40.65
13	KERALA	3436080	15.98	4452281	18.15	5490162	17.19
14	MADHAYA PRADESH	11833468	82.02	15032872	80.55	14694956	80.40
15	MAHARASHTRA	1300061	2.88	1670895	16.89	1732521	2.13
16	MANIPUR	1550756	93.99	1687051	89.59	1921925	83.55
17	MEGHALAYA	212596	17.70	441258	13.31	399637	18.74
18	MIZORAM	1121625	87.98	1583264	92.22	1284945	94.97
19	NAGALAND	632419	77.57	535844	60.53	548872	60.23
20	ODISAH	2714051	15.84	3383156	18.07	3645622	20.69
21	PUNJAB	2134195	25.31	1986577	25.16	2184152	30.85
22	RAJASTHAN	7083276	60.82	8357880	69.20	8119301	66.24
23	SIKKIM	211776	100.00	230824	100.00	455979	100.00
24	TAMIL NADU	5926204	27.33	6903172	29.26	7297103	29.46
25	TELANGANA	5184162	46.81	8093622	60.35	8412492	42.87
26	TRIPURA	766708	94.57	772495	89.02	972951	87.66
27	UTTARKHAND	1353213	53.35	1445305	53.31	2000442	59.81
28	UTTAR PRADESH	2167055	12.55	3153173	17.71	4176586	15.80
29	WEST BENGAL	2381713	10.00	4666446	10.76	5491600	11.08
<b>TOTAL STATES</b>		<b>91803817</b>	<b>27.44</b>	<b>124207141</b>	<b>33.41</b>	<b>126556491</b>	<b>26.85</b>
30	A & N ISLAND	282233	95.64	301243	95.91	356790	96.52
31	CHANDIGARH	815094	58.54	860132	56.24	947432	56.32
32	DADRA NAGAR HAVELI	0	0.00	0	0.00	0	0.00
33	DAMAN & DIU	0	0.00	0	0.00	0	0.00
34	DELHI	16250	0.60	55000	1.89	70000	1.76
35	LAKSHADWEEP	138754	100.00	110000	100.00	140900	100.00
36	PUDUCHERRY	801895	65.95	857889	71.28	931486	69.93
<b>TOTAL U.T.</b>		<b>2054226</b>	<b>34.48</b>	<b>2184264</b>	<b>34.52</b>	<b>2446608</b>	<b>31.76</b>
<b>TOTAL (STATE &amp; UTs)</b>		<b>93858043</b>	<b>27.57</b>	<b>126391405</b>	<b>33.43</b>	<b>129003099</b>	<b>26.92</b>

## STATEMENT NO. (7.4): ASSISTANCE TO NON-GOVT. COLLEGES (REVENUE ACCOUNT)

(RUPEES IN THOUSANDS)

Sl. No.	STATE/UNION TERRITORY	2015-16 (ACTUALS)	% AGE TO TOTAL EXP. ON UNV. EDUCATION	2016-17 (R. E.)	% AGE TO TOTAL EXP. ON UNV. EDUCATION	2017-18 (B. E.)	% AGE TO TOTAL EXP. ON UNV. EDUCATION
1	ANDHRA PRADESH	5771291	33.06	6489146	28.82	6349204	26.84
2	ARUNACHAL PRADESH	0	0.00	1500	0.19	3440	0.17
3	ASSAM	148105	1.15	431820	2.28	293663	1.59
4	BIHAR	1095620	4.60	1250000	3.94	1250000	3.89
5	CHHATTISGARH	499689	9.85	501975	6.52	500633	6.60
6	GOA	1169053	58.73	1082500	51.14	1291500	56.79
7	GUJARAT	10662352	64.15	8726270	51.55	9161256	54.26
8	HARYANA	3767367	31.90	4600000	33.53	5100000	34.25
9	HIMACHAL PRADESH	119880	4.27	179800	4.74	135000	3.30
10	JAMMU & KASHMIR	266410	4.66	272500	4.18	298300	3.83
11	JHARKHAND	0	0.00	0	0.00	0	0.00
12	KARNATAKA	8995982	33.71	8692300	25.65	8780800	30.63
13	KERALA	9714328	45.18	10120338	41.26	12804793	40.09
14	MADHAYA PRADESH	1645018	11.40	2609601	13.98	2483301	13.59
15	MAHARASHTRA	39389292	87.35	4299290	43.47	73895407	90.80
16	MANIPUR	57546	3.49	109717	5.83	242680	10.55
17	MEGHALAYA	886408	73.78	1026257	30.95	1171958	54.97
18	MIZORAM	49581	3.89	55517	3.23	2541	0.19
19	NAGALAND	38677	4.74	28131	3.18	26500	2.91
20	ODISAH	10306487	60.16	11502057	61.45	9693392	55.02
21	PUNJAB	4245875	50.36	3020000	38.25	2500000	35.31
22	RAJASTHAN	132060	1.13	106204	0.88	31636	0.26
23	SIKKIM	0	0.00	0	0.00	0	0.00
24	TAMIL NADU	10907919	50.31	12273249	52.02	13453834	54.32
25	TELANGANA	1438353	12.99	1110156	8.28	2595006	13.22
26	TRIPURA	0	0.00	0	0.00	0	0.00
27	UTTARKHAND	594844	23.45	631772	23.30	633150	18.93
28	UTTAR PRADESH	13655242	79.06	12986238	72.95	20019635	75.75
29	WEST BENGAL	12203849	51.21	29114506	67.15	32311868	65.21
<b>TOTAL STATES</b>		<b>137761228</b>	<b>41.18</b>	<b>121220844</b>	<b>32.61</b>	<b>205029497</b>	<b>43.49</b>
30	A & N ISLAND	0	0.00	0	0.00	0	0.00
31	CHANDIGARH	573026	41.16	664700	43.46	729700	43.37
32	DADRA NAGAR HAVELI	0	0.00	0	0.00	0	0.00
33	DAMAN & DIU	0	0.00	0	0.00	0	0.00
34	DELHI	1809200	66.94	1940000	66.63	2164000	54.44
35	LAKSHADWEEP	0	0.00	0	0.00	0	0.00
36	PUDUCHERRY	0	0.00	857889	71.28	0	0.00
<b>TOTAL U.T.</b>		<b>2382226</b>	<b>39.98</b>	<b>3462589</b>	<b>54.73</b>	<b>2893700</b>	<b>37.56</b>
<b>TOTAL (STATE &amp; UTs)</b>		<b>140143454</b>	<b>41.16</b>	<b>124683433</b>	<b>32.98</b>	<b>207923197</b>	<b>43.40</b>

## STATEMENT NO. (7.5): SCHOLARSHIPS (REVENUE ACCOUNT)

(RUPEES IN THOUSANDS)

Sl. No.	STATE/UNION TERRITORY	2015-16 (ACTUALS)	% AGE TO TOTAL EXP. ON UNV. EDUCATION	2016-17 (R. E.)	% AGE TO TOTAL EXP. ON UNV. EDUCATION	2017-18 (B. E.)	% AGE TO TOTAL EXP. ON UNV. EDUCATION
1	ANDHRA PRADESH	38786	0.22	49710	0.22	44110	0.19
2	ARUNACHAL PRADESH	20000	2.85	24500	3.07	45000	2.20
3	ASSAM	852	0.01	5893	0.03	5893	0.03
4	BIHAR	235833	0.99	360000	1.13	360000	1.12
5	CHHATTISGARH	42953	0.85	60700	0.79	60400	0.80
6	GOA	0	0.00	0	0.00	0	0.00
7	GUJARAT	510000	3.07	1500000	8.86	1489000	8.82
8	HARYANA	13621	0.12	27000	0.20	29000	0.19
9	HIMACHAL PRADESH	0	0.00	0	0.00	0	0.00
10	JAMMU & KASHMIR	450	0.01	1120	0.02	520	0.01
11	JHARKHAND	0	0.00	0	0.00	0	0.00
12	KARNATAKA	67298	0.25	61000	0.18	61000	0.21
13	KERALA	68460	0.32	72884	0.30	86765	0.27
14	MADHAYA PRADESH	63595	0.44	89533	0.48	61451	0.34
15	MAHARASHTRA	4517	0.01	7789	0.08	9355	0.01
16	MANIPUR	4460	0.27	4500	0.24	4500	0.20
17	MEGHALAYA	42003	3.50	707386	21.33	65312	3.06
18	MIZORAM	61965	4.86	22777	1.33	20406	1.51
19	NAGALAND	65540	8.04	65546	7.40	65546	7.19
20	ODISAH	372740	2.18	171400	0.92	562005	3.19
21	PUNJAB	0	0.00	6825	0.09	1025	0.01
22	RAJASTHAN	199065	1.71	20375	0.17	200500	1.64
23	SIKKIM	0	0.00	0	0.00	0	0.00
24	TAMIL NADU	23571	0.11	30486	0.13	24338	0.10
25	TELANGANA	929	0.01	9313	0.07	2700	0.01
26	TRIPURA	4959	0.61	8200	0.94	8200	0.74
27	UTTARKHAND	0	0.00	0	0.00	2002	0.06
28	UTTAR PRADESH	0	0.00	1	0.00	0	0.00
29	WEST BENGAL	0	0.00	72	0.00	76	0.00
<b>TOTAL STATES</b>		<b>1841597</b>	<b>0.55</b>	<b>3307010</b>	<b>0.89</b>	<b>3209104</b>	<b>0.68</b>
30	A & N ISLAND	12866	4.36	12850	4.09	12850	3.48
31	CHANDIGARH	0	0.00	0	0.00	0	0.00
32	DADRA NAGAR HAVELI	0	0.00	0	0.00	0	0.00
33	DAMAN & DIU	0	0.00	0	0.00	0	0.00
34	DELHI	0	0.00	0	0.00	0	0.00
35	LAKSHADWEEP	0	0.00	0	0.00	0	0.00
36	PUDUCHERRY	400049	32.90	341854	28.40	400165	30.04
<b>TOTAL U.T.</b>		<b>412915</b>	<b>6.93</b>	<b>354704</b>	<b>5.61</b>	<b>413015</b>	<b>5.36</b>
<b>TOTAL (STATE &amp; UTs)</b>		<b>2254512</b>	<b>0.66</b>	<b>3661714</b>	<b>0.97</b>	<b>3622119</b>	<b>0.76</b>

## STATEMENT NO. (7.6): OTHER EXPENDITURE (REVENUE ACCOUNT)

(RUPEES IN THOUSANDS)

Sl. No.	STATE/UNION TERRITORY	2015-16 (ACTUALS)	% AGE TO TOTAL EXP. ON UNV. EDUCATION	2016-17 (R. E.)	% AGE TO TOTAL EXP. ON UNV. EDUCATION	2017-18 (B. E.)	% AGE TO TOTAL EXP. ON UNV. EDUCATION
1	ANDHRA PRADESH	52380	0.30	118001	0.52	69342	0.29
2	ARUNACHAL PRADESH	3207	0.46	38065	4.78	20460	1.00
3	ASSAM	16103	0.13	231634	1.22	202104	1.09
4	BIHAR	12800	0.05	563725	1.78	566225	1.76
5	CHHATTISGARH	500	0.01	0	0.00	500	0.01
6	GOA	157113	7.89	210308	9.94	185658	8.16
7	GUJARAT	246183	1.48	375730	2.22	392936	2.33
8	HARYANA	808718	6.85	784000	5.72	796100	5.35
9	HIMACHAL PRADESH	388526	13.83	475061	12.52	412211	10.08
10	JAMMU & KASHMIR	0	0.00	0	0.00	0	0.00
11	JHARKHAND	836461	9.93	995250	8.61	1917000	15.49
12	KARNATAKA	621850	2.33	399000	1.18	342500	1.19
13	KERALA	1771163	8.24	1755258	7.16	4634141	14.51
14	MADHAYA PRADESH	22850	0.16	12800	0.07	5000	0.03
15	MAHARASHTRA	1050	0.00	1600	0.02	6000	0.01
16	MANIPUR	14329	0.87	52652	2.80	99676	4.33
17	MEGHALAYA	41446	3.45	1105193	33.33	443663	20.81
18	MIZORAM	6811	0.53	3966	0.23	0	0.00
19	NAGALAND	0	0.00	26387	2.98	0	0.00
20	ODISAH	328415	1.92	482400	2.58	17500	0.10
21	PUNJAB	379638	4.50	1198200	15.17	607875	8.59
22	RAJASTHAN	2058137	17.67	1345000	11.14	1250772	10.20
23	SIKKIM	0	0.00	0	0.00	0	0.00
24	TAMIL NADU	1209	0.01	1200	0.01	1200	0.00
25	TELANGANA	21300	0.19	23450	0.17	17618	0.09
26	TRIPURA	335	0.04	323	0.04	401	0.04
27	UTTARKHAND	200	0.01	990	0.04	1000	0.03
28	UTTAR PRADESH	21673	0.13	65814	0.37	78396	0.30
29	WEST BENGAL	169811	0.71	149414	0.34	455296	0.92
<b>TOTAL STATES</b>		<b>7982208</b>	<b>2.39</b>	<b>10415421</b>	<b>2.80</b>	<b>12523574</b>	<b>2.66</b>
30	A & N ISLAND	0	0.00	0	0.00	0	0.00
31	CHANDIGARH	4155	0.30	4592	0.30	0	0.00
32	DADRA NAGAR HAVELI	0	0.00	0	0.00	0	0.00
33	DAMAN & DIU	0	0.00	0	0.00	0	0.00
34	DELHI	144650	5.35	40000	1.37	200000	5.03
35	LAKSHADWEEP	0	0.00	0	0.00	0	0.00
36	PUDUCHERRY	14040	1.15	3875	0.32	0	0.00
<b>TOTAL U.T.</b>		<b>162845</b>	<b>2.73</b>	<b>48467</b>	<b>0.77</b>	<b>200000</b>	<b>2.60</b>
<b>TOTAL (STATE &amp; UTs)</b>		<b>8145053</b>	<b>2.39</b>	<b>10463888</b>	<b>2.77</b>	<b>12723574</b>	<b>2.66</b>

## STATEMENT NO. (8): BUDGETED EXPENDITURE ON TECHNICAL EDUCATION (REVENUE ACCOUNT)

TOTAL EXPENDITURE		(RUPEES IN THOUSANDS)					
Sl. No.	STATE/UNION TERRITORY	2015-16 (ACTUALS)	% TO TOTAL EXP. ON EDUCATION	2016-17 (R. E.)	% TO TOTAL EXP. ON EDUCATION	2017-18 (B. E.)	% TO TOTAL EXP. ON EDUCATION
1	ANDHRA PRADESH	7130505	5.13	8134504	4.51	7163544	3.55
2	ARUNACHAL PRADESH	52985	0.45	122115	1.43	155143	1.82
3	ASSAM	1093346	1.22	1977745	1.63	1538494	1.24
4	BIHAR	1096414	0.96	1233336	0.95	1516234	1.25
5	CHHATTISGARH	855726	1.23	2620208	2.58	2282865	1.91
6	GOA	734355	6.12	1045929	7.45	966139	7.22
7	GUJARAT	5309587	3.00	6092477	3.40	9051092	4.74
8	HARYANA	3516758	3.93	3665200	3.38	4098400	3.22
9	HIMACHAL PRADESH	534729	1.42	754274	1.53	845006	1.63
10	JAMMU & KASHMIR	933451	1.48	1094266	2.30	1518917	2.95
11	JHARKHAND	1834945	3.38	3232755	4.36	5664471	6.61
12	KARNATAKA	6947809	3.78	7802100	3.78	8101100	3.80
13	KERALA	8966590	6.65	8538918	5.52	10607471	5.90
14	MADHAYA PRADESH	2617908	1.84	3261328	1.61	8787666	3.90
15	MAHARASHTRA	17196530	4.07	25318005	5.85	37738280	6.41
16	MANIPUR	82600	0.87	474773	5.06	163537	2.00
17	MEGHALAYA	334892	3.78	262890	2.05	150242	1.03
18	MIZORAM	80472	0.95	112140	1.13	106737	1.21
19	NAGALAND	138497	1.44	155054	1.39	156949	1.32
20	ODISAH	1322055	1.55	1620373	1.54	2088910	1.80
21	PUNJAB	1369473	1.67	2264414	1.94	1692056	1.36
22	RAJASTHAN	1483607	0.71	1965040	0.78	1731180	0.76
23	SIKKIM	6598	0.10	10643	0.14	14875	0.19
24	TAMIL NADU	9856748	3.80	10135385	3.54	10210822	3.13
25	TELANGANA	3815994	4.29	3853674	4.40	3970119	3.75
26	TRIPURA	158380	1.11	174079	1.00	197710	1.08
27	UTTARKHAND	1272304	2.95	1114109	2.41	1392631	2.44
28	UTTAR PRADESH	2703747	0.75	3052171	0.84	3863127	0.68
29	WEST BENGAL	3160089	1.67	5161107	2.14	5666475	2.16
<b>TOTAL STATES</b>		<b>84607094</b>	<b>2.72</b>	<b>105249012</b>	<b>2.94</b>	<b>131440192</b>	<b>3.16</b>
30	A & N ISLAND	171217	3.96	177100	3.57	185800	3.50
31	CHANDIGARH	595447	11.16	620650	9.97	808500	12.03
32	DADRA NAGAR HAVELI	44374	2.81	46100	2.65	50600	3.07
33	DAMAN & DIU	68148	6.72	101800	8.30	110500	8.67
34	DELHI	2210821	3.45	1514468	1.95	4322869	4.53
35	LAKSHADWEEP	0	0.00	0	0.00	0	0.00
36	PUDUCHERRY	680471	10.86	719642	10.31	927024	12.37
<b>TOTAL U.T.</b>		<b>3770478</b>	<b>4.50</b>	<b>3179760</b>	<b>3.18</b>	<b>6405293</b>	<b>5.37</b>
<b>TOTAL (STATE &amp; UTs)</b>		<b>88377572</b>	<b>2.76</b>	<b>108428772</b>	<b>2.95</b>	<b>137845485</b>	<b>3.22</b>
<b>CENTRE TOTAL</b>		<b>99698900</b>	<b>14.80</b>	<b>121128300</b>	<b>16.54</b>	<b>155564900</b>	<b>19.50</b>
<b>GRAND TOTAL</b>		<b>188076472</b>	<b>4.86</b>	<b>229557072</b>	<b>5.21</b>	<b>293410385</b>	<b>5.78</b>

## STATEMENT NO. (8.1): DIRECTION &amp; ADMINISTRATION (REVENUE ACCOUNT)

(RUPEES IN THOUSANDS)

Sl. No.	STATE/UNION TERRITORY	2015-16 (ACTUALS)	% AGE TO TOTAL EXP. ON TECH. EDUCATION	2016-17 (R. E.)	% AGE TO TOTAL EXP. ON TECH. EDUCATION	2017-18 (B. E.)	% AGE TO TOTAL EXP. ON TECH. EDUCATION
1	ANDHRA PRADESH	55652	0.78	82078	1.01	91088	1.27
2	ARUNACHAL PRADESH	0	0.00	0	0.00	0	0.00
3	ASSAM	192670	17.62	778578	39.37	312634	20.32
4	BIHAR	45732	4.17	54417	4.41	48654	3.21
5	CHHATTISGARH	30019	3.51	1319580	50.36	839880	36.79
6	GOA	0	0.00	0	0.00	0	0.00
7	GUJARAT	110676	2.08	116792	1.92	2301107	25.42
8	HARYANA	157073	4.47	140900	3.84	360000	8.78
9	HIMACHAL PRADESH	16125	3.02	22252	2.95	22789	2.70
10	JAMMU & KASHMIR	827665	88.67	968641	88.52	1175641	77.40
11	JHARKHAND	1082038	58.97	771218	23.86	876323	15.47
12	KARNATAKA	118802	1.71	373200	4.78	535300	6.61
13	KERALA	129419	1.44	178022	2.08	205852	1.94
14	MADHAYA PRADESH	87556	3.34	109675	3.36	192572	2.19
15	MAHARASHTRA	411449	2.39	590767	2.33	603138	1.60
16	MANIPUR	4377	5.30	5671	1.19	7335	4.49
17	MEGHALAYA	4947	1.48	4897	1.86	5677	3.78
18	MIZORAM	3307	4.11	7310	6.52	7465	6.99
19	NAGALAND	37209	26.87	43272	27.91	39167	24.96
20	ODISAH	80748	6.11	87838	5.42	104266	4.99
21	PUNJAB	63639	4.65	68509	3.03	72870	4.31
22	RAJASTHAN	125652	8.47	139956	7.12	143833	8.31
23	SIKKIM	6598	100.00	10643	100.00	14875	100.00
24	TAMIL NADU	5325321	54.03	5439671	53.67	5454837	53.42
25	TELANGANA	43580	1.14	53096	1.38	59709	1.50
26	TRIPURA	0	0.00	0	0.00	0	0.00
27	UTTARKHAND	127969	10.06	15999	1.44	83557	6.00
28	UTTAR PRADESH	111333	4.12	130207	4.27	147201	3.81
29	WEST BENGAL	46895	1.48	61806	1.20	67560	1.19
<b>TOTAL STATES</b>		<b>9246451</b>	<b>10.93</b>	<b>11574995</b>	<b>11.00</b>	<b>13773330</b>	<b>10.48</b>
30	A & N ISLAND	0	0.00	0	0.00	0	0.00
31	CHANDIGARH	57133	9.59	620650	100.00	22250	2.75
32	DADRA NAGAR HAVELI	44374	100.00	46100	100.00	50400	99.60
33	DAMAN & DIU	24571	36.06	101800	100.00	27800	25.16
34	DELHI	92468	4.18	1514468	100.00	144448	3.34
35	LAKSHADWEEP	0	0.00	0	0.00	0	0.00
36	PUDUCHERRY	0	0.00	719642	100.00	0	0.00
<b>TOTAL U.T.</b>		<b>218546</b>	<b>5.80</b>	<b>3002660</b>	<b>94.43</b>	<b>244898</b>	<b>3.82</b>
<b>TOTAL (STATE &amp; UTs)</b>		<b>9464997</b>	<b>10.71</b>	<b>14577655</b>	<b>13.44</b>	<b>14018228</b>	<b>10.17</b>

## STATEMENT NO. (8.2): TECHNICAL SCHOOLS (REVENUE ACCOUNT)

(RUPEES IN THOUSANDS)

Sl. No.	STATE/UNION TERRITORY	2015-16 (ACTUALS)	% AGE TO TOTAL EXP. ON TECH. EDUCATION	2016-17 (R. E.)	% AGE TO TOTAL EXP. ON TECH. EDUCATION	2017-18 (B. E.)	% AGE TO TOTAL EXP. ON TECH. EDUCATION
1	ANDHRA PRADESH	0	0.00	0	0.00	0	0.00
2	ARUNACHAL PRADESH	0	0.00	0	0.00	0	0.00
3	ASSAM	24992	2.29	37168	1.88	37314	2.43
4	BIHAR	6852	0.62	9869	0.80	9869	0.65
5	CHHATTISGARH	0	0.00	0	0.00	0	0.00
6	GOA	185290	25.23	271733	25.98	247378	25.60
7	GUJARAT	300863	5.67	345537	5.67	353981	3.91
8	HARYANA	0	0.00	0	0.00	0	0.00
9	HIMACHAL PRADESH	104810	19.60	138695	18.39	153449	18.16
10	JAMMU & KASHMIR	0	0.00	0	0.00	0	0.00
11	JHARKHAND	2343	0.13	2040	0.06	2793	0.05
12	KARNATAKA	47542	0.68	93900	1.20	92500	1.14
13	KERALA	559901	6.24	692688	8.11	833209	7.85
14	MADHAYA PRADESH	0	0.00	0	0.00	0	0.00
15	MAHARASHTRA	968763	5.63	1189010	4.70	1153857	3.06
16	MANIPUR	0	0.00	0	0.00	0	0.00
17	MEGHALAYA	0	0.00	0	0.00	0	0.00
18	MIZORAM	0	0.00	0	0.00	0	0.00
19	NAGALAND	84201	60.80	83282	53.71	89282	56.89
20	ODISAH	5882	0.44	6595	0.41	10099	0.48
21	PUNJAB	0	0.00	0	0.00	0	0.00
22	RAJASTHAN	0	0.00	0	0.00	0	0.00
23	SIKKIM	0	0.00	0	0.00	0	0.00
24	TAMIL NADU	0	0.00	0	0.00	0	0.00
25	TELANGANA	0	0.00	0	0.00	0	0.00
26	TRIPURA	0	0.00	0	0.00	0	0.00
27	UTTARKHAND	0	0.00	0	0.00	0	0.00
28	UTTAR PRADESH	0	0.00	0	0.00	0	0.00
29	WEST BENGAL	40439	1.28	38059	0.74	55289	0.98
<b>TOTAL STATES</b>		<b>2331878</b>	<b>2.76</b>	<b>2908576</b>	<b>2.76</b>	<b>3039020</b>	<b>2.31</b>
30	A & N ISLAND	0	0.00	0	0.00	0	0.00
31	CHANDIGARH	0	0.00	0	0.00	0	0.00
32	DADRA NAGAR HAVELI	0	0.00	0	0.00	0	0.00
33	DAMAN & DIU	0	0.00	0	0.00	0	0.00
34	DELHI	0	0.00	0	0.00	0	0.00
35	LAKSHADWEEP	0	0.00	0	0.00	0	0.00
36	PUDUCHERRY	0	0.00	719642	100.00	10600	1.14
<b>TOTAL U.T.</b>		<b>0</b>	<b>0.00</b>	<b>719642</b>	<b>22.63</b>	<b>10600</b>	<b>0.17</b>
<b>TOTAL (STATE &amp; UTs)</b>		<b>2331878</b>	<b>2.64</b>	<b>3628218</b>	<b>3.35</b>	<b>3049620</b>	<b>2.21</b>

## STATEMENT NO. (8.3): POLYTECHNICS (REVENUE ACCOUNT)

(RUPEES IN THOUSANDS)

Sl. No.	STATE/UNION TERRITORY	2015-16 (ACTUALS)	% AGE TO TOTAL EXP. ON TECH. EDUCATION	2016-17 (R. E.)	% AGE TO TOTAL EXP. ON TECH. EDUCATION	2017-18 (B. E.)	% AGE TO TOTAL EXP. ON TECH. EDUCATION
1	ANDHRA PRADESH	2521492	35.36	3495402	42.97	3531704	49.30
2	ARUNACHAL PRADESH	52985	100.00	117115	95.91	121443	78.28
3	ASSAM	538531	49.26	709397	35.87	738507	48.00
4	BIHAR	307672	28.06	353119	28.63	382069	25.20
5	CHHATTISGARH	508763	59.45	772031	29.46	868335	38.04
6	GOA	275713	37.54	370216	35.40	346898	35.91
7	GUJARAT	2200102	41.44	2546898	41.80	2918855	32.25
8	HARYANA	1513261	43.03	1910100	52.11	1952500	47.64
9	HIMACHAL PRADESH	287811	53.82	440441	58.39	509019	60.24
10	JAMMU & KASHMIR	0	0.00	0	0.00	0	0.00
11	JHARKHAND	280878	15.31	295867	9.15	378861	6.69
12	KARNATAKA	2672000	38.46	2802800	35.92	2983000	36.82
13	KERALA	1741738	19.42	2096163	24.55	2526581	23.82
14	MADHAYA PRADESH	1270750	48.54	1436625	44.05	1750118	19.92
15	MAHARASHTRA	3386429	19.69	3824132	15.10	4174447	11.06
16	MANIPUR	78223	94.70	98752	20.80	105852	64.73
17	MEGHALAYA	320773	95.78	244083	92.85	130855	87.10
18	MIZORAM	77165	95.89	104830	93.48	99272	93.01
19	NAGALAND	0	0.00	0	0.00	0	0.00
20	ODISAH	370699	28.04	507072	31.29	652016	31.21
21	PUNJAB	909561	66.42	1102690	48.70	1107716	65.47
22	RAJASTHAN	1195996	80.61	1583845	80.60	1384523	79.98
23	SIKKIM	0	0.00	0	0.00	0	0.00
24	TAMIL NADU	2298882	23.32	2311416	22.81	2411606	23.62
25	TELANGANA	1858000	48.69	2337669	60.66	2213138	55.74
26	TRIPURA	91574	57.82	80218	46.08	92600	46.84
27	UTTARKHAND	693924	54.54	583476	52.37	859430	61.71
28	UTTAR PRADESH	1683657	62.27	1839340	60.26	2516957	65.15
29	WEST BENGAL	1214128	38.42	1507765	29.21	1627720	28.73
<b>TOTAL STATES</b>		<b>28350707</b>	<b>33.51</b>	<b>33471462</b>	<b>31.80</b>	<b>36384022</b>	<b>27.68</b>
30	A & N ISLAND	171217	100.00	177100	100.00	185800	100.00
31	CHANDIGARH	124741	20.95	152700	24.60	166370	20.58
32	DADRA NAGAR HAVELI	0	0.00	0	0.00	0	0.00
33	DAMAN & DIU	39473	57.92	68200	66.99	68300	61.81
34	DELHI	763602	34.54	924291	61.03	1331500	30.80
35	LAKSHADWEEP	0	0.00	0	0.00	0	0.00
36	PUDUCHERRY	276335	40.61	290996	40.44	351848	37.95
<b>TOTAL U.T.</b>		<b>1375368</b>	<b>36.48</b>	<b>1613287</b>	<b>50.74</b>	<b>2103818</b>	<b>32.84</b>
<b>TOTAL (STATE &amp; UTs)</b>		<b>29726075</b>	<b>33.64</b>	<b>35084749</b>	<b>32.36</b>	<b>38487840</b>	<b>27.92</b>



## STATEMENT NO. (8.4): ASSISTANCE TO UNIVERSITIES FOR TECHNICAL EDUCATION (REVENUE ACCOUNT)

(RUPEES IN THOUSANDS)

Sl. No.	STATE/UNION TERRITORY	2015-16 (ACTUALS)	% AGE TO TOTAL EXP. ON TECH. EDUCATION	2016-17 (R. E.)	% AGE TO TOTAL EXP. ON TECH. EDUCATION	2017-18 (B. E.)	% AGE TO TOTAL EXP. ON TECH. EDUCATION
1	ANDHRA PRADESH	3577796	50.18	4041906	49.69	3097650	43.24
2	ARUNACHAL PRADESH	0	0.00	0	0.00	0	0.00
3	ASSAM	0	0.00	0	0.00	0	0.00
4	BIHAR	96313	8.78	29000	2.35	35001	2.31
5	CHHATTISGARH	0	0.00	50	0.00	50	0.00
6	GOA	0	0.00	0	0.00	0	0.00
7	GUJARAT	0	0.00	0	0.00	0	0.00
8	HARYANA	1555600	44.23	1095000	29.88	1220000	29.77
9	HIMACHAL PRADESH	0	0.00	0	0.00	0	0.00
10	JAMMU & KASHMIR	0	0.00	0	0.00	156001	10.27
11	JHARKHAND	0	0.00	0	0.00	0	0.00
12	KARNATAKA	3138187	45.17	3728300	47.79	3687700	45.52
13	KERALA	1144299	12.76	1515401	17.75	2236900	21.09
14	MADHAYA PRADESH	0	0.00	0	0.00	0	0.00
15	MAHARASHTRA	159142	0.93	199063	0.79	348197	0.92
16	MANIPUR	0	0.00	350000	73.72	50000	30.57
17	MEGHALAYA	0	0.00	0	0.00	0	0.00
18	MIZORAM	0	0.00	0	0.00	0	0.00
19	NAGALAND	0	0.00	0	0.00	0	0.00
20	ODISAH	0	0.00	0	0.00	0	0.00
21	PUNJAB	0	0.00	0	0.00	0	0.00
22	RAJASTHAN	0	0.00	0	0.00	0	0.00
23	SIKKIM	0	0.00	0	0.00	0	0.00
24	TAMIL NADU	856993	8.69	1068289	10.54	996889	9.76
25	TELANGANA	1901861	49.84	1322736	34.32	1105442	27.84
26	TRIPURA	0	0.00	0	0.00	0	0.00
27	UTTARKHAND	0	0.00	0	0.00	0	0.00
28	UTTAR PRADESH	0	0.00	0	0.00	0	0.00
29	WEST BENGAL	43757	1.38	48586	0.94	52716	0.93
<b>TOTAL STATES</b>		<b>12473948</b>	<b>14.74</b>	<b>13398331</b>	<b>12.73</b>	<b>12986546</b>	<b>9.88</b>
30	A & N ISLAND	0	0.00	0	0.00	0	0.00
31	CHANDIGARH	0	0.00	0	0.00	0	0.00
32	DADRA NAGAR HAVELI	0	0.00	0	0.00	0	0.00
33	DAMAN & DIU	0	0.00	0	0.00	0	0.00
34	DELHI	0	0.00	0	0.00	0	0.00
35	LAKSHADWEEP	0	0.00	0	0.00	0	0.00
36	PUDUCHERRY	0	0.00	0	0.00	0	0.00
<b>TOTAL U.T.</b>		<b>0</b>	<b>0.00</b>	<b>0</b>	<b>0.00</b>	<b>0</b>	<b>0.00</b>
<b>TOTAL (STATE &amp; UTs)</b>		<b>12473948</b>	<b>14.11</b>	<b>13398331</b>	<b>12.36</b>	<b>12986546</b>	<b>9.42</b>

## STATEMENT NO. (8.5): ASSISTANCE TO NON- GOVT. TECHNICAL COLLEGES &amp; INSTT

(RUPEES IN THOUSANDS)

Sl. No.	STATE/UNION TERRITORY	2015-16 (ACTUALS)	% AGE TO TOTAL EXP. ON TECH. EDUCATION	2016-17 (R. E.)	% AGE TO TOTAL EXP. ON TECH. EDUCATION	2017-18 (B. E.)	% AGE TO TOTAL EXP. ON TECH. EDUCATION
1	ANDHRA PRADESH	7500	0.11	7500	0.09	10000	0.14
2	ARUNACHAL PRADESH	0	0.00	0	0.00	0	0.00
3	ASSAM	0	0.00	0	0.00	0	0.00
4	BIHAR	0	0.00	0	0.00	0	0.00
5	CHHATTISGARH	0	0.00	0	0.00	0	0.00
6	GOA	0	0.00	0	0.00	0	0.00
7	GUJARAT	0	0.00	0	0.00	0	0.00
8	HARYANA	280448	7.97	371000	10.12	292000	7.12
9	HIMACHAL PRADESH	0	0.00	0	0.00	0	0.00
10	JAMMU & KASHMIR	0	0.00	0	0.00	0	0.00
11	JHARKHAND	0	0.00	0	0.00	0	0.00
12	KARNATAKA	0	0.00	0	0.00	0	0.00
13	KERALA	953001	10.63	1186868	13.90	1381667	13.03
14	MADHAYA PRADESH	775938	29.64	1153902	35.38	6256901	71.20
15	MAHARASHTRA	7348899	42.73	8079119	31.91	9567897	25.35
16	MANIPUR	0	0.00	0	0.00	0	0.00
17	MEGHALAYA	0	0.00	0	0.00	0	0.00
18	MIZORAM	0	0.00	0	0.00	0	0.00
19	NAGALAND	0	0.00	0	0.00	0	0.00
20	ODISAH	0	0.00	0	0.00	0	0.00
21	PUNJAB	0	0.00	0	0.00	0	0.00
22	RAJASTHAN	0	0.00	54005	2.75	156001	9.01
23	SIKKIM	0	0.00	0	0.00	0	0.00
24	TAMIL NADU	2853	0.03	1846	0.02	1895	0.02
25	TELANGANA	0	0.00	0	0.00	0	0.00
26	TRIPURA	0	0.00	0	0.00	0	0.00
27	UTTARKHAND	27740	2.18	30000	2.69	31000	2.23
28	UTTAR PRADESH	316419	11.70	288291	9.45	293610	7.60
29	WEST BENGAL	0	0.00	0	0.00	0	0.00
<b>TOTAL STATES</b>		<b>9712798</b>	<b>11.48</b>	<b>11172531</b>	<b>10.62</b>	<b>17990971</b>	<b>13.69</b>
30	A & N ISLAND	0	0.00	0	0.00	0	0.00
31	CHANDIGARH	0	0.00	0	0.00	0	0.00
32	DADRA NAGAR HAVELI	0	0.00	0	0.00	0	0.00
33	DAMAN & DIU	0	0.00	0	0.00	0	0.00
34	DELHI	5079	0.23	6500	0.43	6500	0.15
35	LAKSHADWEEP	0	0.00	0	0.00	0	0.00
36	PUDUCHERRY	0	0.00	0	0.00	0	0.00
<b>TOTAL U.T.</b>		<b>5079</b>	<b>0.13</b>	<b>6500</b>	<b>0.20</b>	<b>6500</b>	<b>0.10</b>
<b>TOTAL (STATE &amp; UTs)</b>		<b>9717877</b>	<b>11.00</b>	<b>11179031</b>	<b>10.31</b>	<b>17997471</b>	<b>13.06</b>

## STATEMENT NO. (8.6): ENGINEERING COLLEGES AND INSTITUTIONS (REVENUE ACCOUNT)

(RUPEES IN THOUSANDS)

Sl. No.	STATE/UNION TERRITORY	2015-16 (ACTUALS)	% AGE TO TOTAL EXP. ON TECH. EDUCATION	2016-17 (R. E.)	% AGE TO TOTAL EXP. ON TECH. EDUCATION	2017-18 (B. E.)	% AGE TO TOTAL EXP. ON TECH. EDUCATION
1	ANDHRA PRADESH	955443	13.40	491318	6.04	419802	5.86
2	ARUNACHAL PRADESH	0	0.00	5000	4.09	33700	21.72
3	ASSAM	337024	30.83	446302	22.57	443739	28.84
4	BIHAR	639845	58.36	737930	59.83	984140	64.91
5	CHHATTISGARH	304866	35.63	489547	18.68	522600	22.89
6	GOA	273352	37.22	403980	38.62	371863	38.49
7	GUJARAT	2348827	44.24	2680708	44.00	3018169	33.35
8	HARYANA	0	0.00	123800	3.38	250000	6.10
9	HIMACHAL PRADESH	123643	23.12	139745	18.53	154449	18.28
10	JAMMU & KASHMIR	0	0.00	0	0.00	0	0.00
11	JHARKHAND	247085	13.47	547581	16.94	848725	14.98
12	KARNATAKA	405099	5.83	485000	6.22	513300	6.34
13	KERALA	4190878	46.74	2606479	30.52	3105063	29.27
14	MADHAYA PRADESH	422802	16.15	462725	14.19	491874	5.60
15	MAHARASHTRA	1450261	8.43	2348958	9.28	16716711	44.30
16	MANIPUR	0	0.00	0	0.00	0	0.00
17	MEGHALAYA	0	0.00	0	0.00	0	0.00
18	MIZORAM	0	0.00	0	0.00	0	0.00
19	NAGALAND	0	0.00	0	0.00	0	0.00
20	ODISAH	483771	36.59	575568	35.52	797609	38.18
21	PUNJAB	0	0.00	0	0.00	0	0.00
22	RAJASTHAN	0	0.00	0	0.00	0	0.00
23	SIKKIM	0	0.00	0	0.00	0	0.00
24	TAMIL NADU	951983	9.66	866636	8.55	914606	8.96
25	TELANGANA	10714	0.28	30820	0.80	42873	1.08
26	TRIPURA	56903	35.93	91731	52.70	103160	52.18
27	UTTARKHAND	336300	26.43	368817	33.10	409643	29.42
28	UTTAR PRADESH	532704	19.70	707772	23.19	787767	20.39
29	WEST BENGAL	646099	20.45	816163	15.81	696903	12.30
<b>TOTAL STATES</b>		<b>14717599</b>	<b>17.40</b>	<b>15426580</b>	<b>14.66</b>	<b>31626696</b>	<b>24.06</b>
30	A & N ISLAND	0	0.00	0	0.00	0	0.00
31	CHANDIGARH	413573	69.46	447200	72.05	619880	76.67
32	DADRA NAGAR HAVELI	0	0.00	200	0.43	200	0.40
33	DAMAN & DIU	0	0.00	0	0.00	10000	9.05
34	DELHI	1349219	61.03	439984	29.05	2789121	64.52
35	LAKSHADWEEP	0	0.00	0	0.00	0	0.00
36	PUDUCHERRY	394990	58.05	418000	58.08	564500	60.89
<b>TOTAL U.T.</b>		<b>2157782</b>	<b>57.23</b>	<b>1305384</b>	<b>41.05</b>	<b>3983701</b>	<b>62.19</b>
<b>TOTAL (STATE &amp; UTs)</b>		<b>16875381</b>	<b>19.09</b>	<b>16731964</b>	<b>15.43</b>	<b>35610397</b>	<b>25.83</b>

## STATEMENT NO. (8.7): SCHOLARSHIPS (REVENUE ACCOUNT)

(RUPEES IN THOUSANDS)

Sl. No.	STATE/UNION TERRITORY	2015-16 (ACTUALS)	% AGE TO TOTAL EXP. ON TECH. EDUCATION	2016-17 (R. E.)	% AGE TO TOTAL EXP. ON TECH. EDUCATION	2017-18 (B. E.)	% AGE TO TOTAL EXP. ON TECH. EDUCATION
1	ANDHRA PRADESH	12585	0.18	16000	0.20	13000	0.18
2	ARUNACHAL PRADESH	0	0.00	0	0.00	0	0.00
3	ASSAM	129	0.01	6300	0.32	6300	0.41
4	BIHAR	0	0.00	0	0.00	0	0.00
5	CHHATTISGARH	1095	0.13	2000	0.08	2000	0.09
6	GOA	0	0.00	0	0.00	0	0.00
7	GUJARAT	0	0.00	0	0.00	0	0.00
8	HARYANA	9601	0.27	13000	0.35	11000	0.27
9	HIMACHAL PRADESH	0	0.00	0	0.00	0	0.00
10	JAMMU & KASHMIR	0	0.00	0	0.00	0	0.00
11	JHARKHAND	0	0.00	0	0.00	0	0.00
12	KARNATAKA	123829	1.78	158900	2.04	129300	1.60
13	KERALA	0	0.00	50	0.00	50	0.00
14	MADHAYA PRADESH	113	0.00	400	0.01	400	0.00
15	MAHARASHTRA	3429900	19.95	9013514	35.60	5100014	13.51
16	MANIPUR	0	0.00	350	0.07	350	0.21
17	MEGHALAYA	3419	1.02	6416	2.44	6016	4.00
18	MIZORAM	0	0.00	0	0.00	0	0.00
19	NAGALAND	17087	12.34	28500	18.38	28500	18.16
20	ODISAH	0	0.00	0	0.00	0	0.00
21	PUNJAB	0	0.00	10	0.00	10	0.00
22	RAJASTHAN	31276	2.11	46001	2.34	22666	1.31
23	SIKKIM	0	0.00	0	0.00	0	0.00
24	TAMIL NADU	55325	0.56	62120	0.61	62120	0.61
25	TELANGANA	95	0.00	5237	0.14	2000	0.05
26	TRIPURA	345	0.22	1650	0.95	1650	0.83
27	UTTARKHAND	0	0.00	0	0.00	0	0.00
28	UTTAR PRADESH	0	0.00	0	0.00	0	0.00
29	WEST BENGAL	0	0.00	0	0.00	0	0.00
<b>TOTAL STATES</b>		<b>3684799</b>	<b>4.36</b>	<b>9360448</b>	<b>8.89</b>	<b>5385376</b>	<b>4.10</b>
30	A & N ISLAND	0	0.00	0	0.00	0	0.00
31	CHANDIGARH	0	0.00	0	0.00	0	0.00
32	DADRA NAGAR HAVELI	0	0.00	0	0.00	0	0.00
33	DAMAN & DIU	1007	1.48	1100	1.08	1100	1.00
34	DELHI	0	0.00	0	0.00	0	0.00
35	LAKSHADWEEP	0	0.00	0	0.00	0	0.00
36	PUDUCHERRY	27	0.00	76	0.01	76	0.01
<b>TOTAL U.T.</b>		<b>1034</b>	<b>0.03</b>	<b>1176</b>	<b>0.04</b>	<b>1176</b>	<b>0.02</b>
<b>TOTAL (STATE &amp; UTs)</b>		<b>3685833</b>	<b>4.17</b>	<b>9361624</b>	<b>8.63</b>	<b>5386552</b>	<b>3.91</b>

## STATEMENT NO. (8.8): TRAINING (REVENUE ACCOUNT)

(RUPEES IN THOUSANDS)

Sl. No.	STATE/UNION TERRITORY	2015-16 (ACTUALS)	% AGE TO TOTAL EXP. ON TECH. EDUCATION	2016-17 (R. E.)	% AGE TO TOTAL EXP. ON TECH. EDUCATION	2017-18 (B. E.)	% AGE TO TOTAL EXP. ON TECH. EDUCATION
1	ANDHRA PRADESH	37	0.00	300	0.00	300	0.00
2	ARUNACHAL PRADESH	0	0.00	0	0.00	0	0.00
3	ASSAM	0	0.00	0	0.00	0	0.00
4	BIHAR	0	0.00	0	0.00	0	0.00
5	CHHATTISGARH	0	0.00	0	0.00	0	0.00
6	GOA	0	0.00	0	0.00	0	0.00
7	GUJARAT	1315	0.02	3100	0.05	2000	0.02
8	HARYANA	0	0.00	0	0.00	0	0.00
9	HIMACHAL PRADESH	0	0.00	0	0.00	0	0.00
10	JAMMU & KASHMIR	0	0.00	0	0.00	0	0.00
11	JHARKHAND	0	0.00	268500	8.31	1000000	17.65
12	KARNATAKA	500	0.01	500	0.01	500	0.01
13	KERALA	155822	1.74	151379	1.77	186949	1.76
14	MADHAYA PRADESH	0	0.00	1	0.00	1	0.00
15	MAHARASHTRA	0	0.00	6000	0.02	6000	0.02
16	MANIPUR	0	0.00	0	0.00	0	0.00
17	MEGHALAYA	0	0.00	0	0.00	0	0.00
18	MIZORAM	0	0.00	0	0.00	0	0.00
19	NAGALAND	0	0.00	0	0.00	0	0.00
20	ODISAH	0	0.00	0	0.00	0	0.00
21	PUNJAB	0	0.00	243800	10.77	0	0.00
22	RAJASTHAN	0	0.00	0	0.00	0	0.00
23	SIKKIM	0	0.00	0	0.00	0	0.00
24	TAMIL NADU	0	0.00	0	0.00	0	0.00
25	TELANGANA	9	0.00	100000	2.59	76200	1.92
26	TRIPURA	0	0.00	0	0.00	0	0.00
27	UTTARKHAND	0	0.00	0	0.00	0	0.00
28	UTTAR PRADESH	0	0.00	0	0.00	0	0.00
29	WEST BENGAL	14629	0.46	1009649	19.56	1544180	27.25
<b>TOTAL STATES</b>		<b>172312</b>	<b>0.20</b>	<b>1783229</b>	<b>1.69</b>	<b>2816130</b>	<b>2.14</b>
30	A & N ISLAND	0	0.00	0	0.00	0	0.00
31	CHANDIGARH	0	0.00	0	0.00	0	0.00
32	DADRA NAGAR HAVELI	0	0.00	0	0.00	0	0.00
33	DAMAN & DIU	0	0.00	0	0.00	0	0.00
34	DELHI	0	0.00	2000	0.13	5000	0.12
35	LAKSHADWEEP	0	0.00	0	0.00	0	0.00
36	PUDUCHERRY	0	0.00	0	0.00	0	0.00
<b>TOTAL U.T.</b>		<b>0</b>	<b>0.00</b>	<b>2000</b>	<b>0.06</b>	<b>5000</b>	<b>0.08</b>
<b>TOTAL (STATE &amp; UTs)</b>		<b>172312</b>	<b>0.19</b>	<b>1785229</b>	<b>1.65</b>	<b>2821130</b>	<b>2.05</b>

## STATEMENT NO. (8.9): OTHER EXPENDITURE (REVENUE ACCOUNT)

(RUPEES IN THOUSANDS)

Sl. No.	STATE/UNION TERRITORY	2015-16 (ACTUALS)	% AGE TO TOTAL EXP. ON TECH. EDUCATION	2016-17 (R. E.)	% AGE TO TOTAL EXP. ON TECH. EDUCATION	2017-18 (B. E.)	% AGE TO TOTAL EXP. ON TECH. EDUCATION
1	ANDHRA PRADESH	0	0.00	0	0.00	0	0.00
2	ARUNACHAL PRADESH	0	0.00	0	0.00	0	0.00
3	ASSAM	0	0.00	0	0.00	0	0.00
4	BIHAR	0	0.00	49001	3.97	56501	3.73
5	CHHATTISGARH	10983	1.28	37000	1.41	50000	2.19
6	GOA	0	0.00	0	0.00	0	0.00
7	GUJARAT	347804	6.55	399442	6.56	456980	5.05
8	HARYANA	775	0.02	11400	0.31	12900	0.31
9	HIMACHAL PRADESH	2340	0.44	13141	1.74	5300	0.63
10	JAMMU & KASHMIR	105786	11.33	125625	11.48	187275	12.33
11	JHARKHAND	222601	12.13	1347549	41.68	2557769	45.15
12	KARNATAKA	441850	6.36	159500	2.04	159500	1.97
13	KERALA	91532	1.02	111868	1.31	131200	1.24
14	MADHAYA PRADESH	60749	2.32	98000	3.00	95800	1.09
15	MAHARASHTRA	41687	0.24	67442	0.27	68019	0.18
16	MANIPUR	0	0.00	20000	4.21	0	0.00
17	MEGHALAYA	5753	1.72	7494	2.85	7694	5.12
18	MIZORAM	0	0.00	0	0.00	0	0.00
19	NAGALAND	0	0.00	0	0.00	0	0.00
20	ODISAH	380955	28.82	443300	27.36	524920	25.13
21	PUNJAB	396273	28.94	849405	37.51	511460	30.23
22	RAJASTHAN	130683	8.81	141233	7.19	24157	1.40
23	SIKKIM	0	0.00	0	0.00	0	0.00
24	TAMIL NADU	365391	3.71	385407	3.80	368869	3.61
25	TELANGANA	1735	0.05	4116	0.11	470757	11.86
26	TRIPURA	9558	6.03	480	0.28	300	0.15
27	UTTARKHAND	86371	6.79	115817	10.40	9001	0.65
28	UTTAR PRADESH	59634	2.21	86561	2.84	117592	3.04
29	WEST BENGAL	1154142	36.52	1679079	32.53	1622107	28.63
<b>TOTAL STATES</b>		<b>3916602</b>	<b>4.63</b>	<b>6152860</b>	<b>5.85</b>	<b>7438101</b>	<b>5.66</b>
30	A & N ISLAND	0	0.00	0	0.00	0	0.00
31	CHANDIGARH	0	0.00	0	0.00	0	0.00
32	DADRA NAGAR HAVELI	0	0.00	0	0.00	0	0.00
33	DAMAN & DIU	3097	4.54	3300	3.24	3300	2.99
34	DELHI	453	0.02	20500	1.35	46300	1.07
35	LAKSHADWEEP	0	0.00	0	0.00	0	0.00
36	PUDUCHERRY	0	0.00	0	0.00	0	0.00
<b>TOTAL U.T.</b>		<b>3550</b>	<b>0.09</b>	<b>23800</b>	<b>0.75</b>	<b>49600</b>	<b>0.77</b>
<b>TOTAL (STATE &amp; UTs)</b>		<b>3920152</b>	<b>4.44</b>	<b>6176660</b>	<b>5.70</b>	<b>7487701</b>	<b>5.43</b>

## STATEMENT NO. (9): BUDGETED EXPENDITURE ON GENERAL EDUCATION (REVENUE ACCOUNT)

TOTAL EXPENDITURE		(RUPEES IN THOUSANDS)					
Sl. No.	STATE/UNION TERRITORY	2015-16 (ACTUALS)	% TO TOTAL EXP. ON EDUCATION	2016-17 (R. E.)	% TO TOTAL EXP. ON EDUCATION	2017-18 (B. E.)	% TO TOTAL EXP. ON EDUCATION
1	ANDHRA PRADESH	4221269	3.04	2095492	1.16	3661587	1.81
2	ARUNACHAL PRADESH	33741	0.29	45382	0.53	80948	0.95
3	ASSAM	258864	0.29	501903	0.41	424030	0.34
4	BIHAR	758051	0.66	1045342	0.80	995296	0.82
5	CHHATTISGARH	88544	0.13	140539	0.14	161678	0.14
6	GOA	84685	0.71	101254	0.72	93426	0.70
7	GUJARAT	3310355	1.87	1589514	0.89	2063348	1.08
8	HARYANA	0	0.00	0	0.00	0	0.00
9	HIMACHAL PRADESH	104903	0.28	147067	0.30	125938	0.24
10	JAMMU & KASHMIR	30775	0.05	34830	0.07	44830	0.09
11	JHARKHAND	0	0.00	0	0.00	0	0.00
12	KARNATAKA	3099852	1.68	2607640	1.26	3110400	1.46
13	KERALA	453094	0.34	597263	0.39	707491	0.39
14	MADHAYA PRADESH	1091331	0.77	1414397	0.70	1576176	0.70
15	MAHARASHTRA	1894448	0.45	2481318	0.57	1765977	0.30
16	MANIPUR	166607	1.75	172293	1.84	292979	3.59
17	MEGHALAYA	121810	1.37	564550	4.41	748543	5.14
18	MIZORAM	131282	1.54	176338	1.78	158332	1.79
19	NAGALAND	0	0.00	0	0.00	0	0.00
20	ODISAH	52953	0.06	111640	0.11	64422	0.06
21	PUNJAB	298906	0.37	324902	0.28	344787	0.28
22	RAJASTHAN	636779	0.31	781755	0.31	426337	0.19
23	SIKKIM	315613	4.69	364447	4.90	415500	5.21
24	TAMIL NADU	15799883	6.09	10412916	3.63	12990320	3.99
25	TELANGANA	549060	0.62	611742	0.70	692255	0.65
26	TRIPURA	152438	1.07	226438	1.30	217666	1.19
27	UTTARKHAND	146297	0.34	161664	0.35	656835	1.15
28	UTTAR PRADESH	759967	0.21	1043386	0.29	1200586	0.21
29	WEST BENGAL	2121444	1.12	3760347	1.56	2758481	1.05
<b>TOTAL STATES</b>		<b>36682951</b>	<b>1.18</b>	<b>31514359</b>	<b>0.88</b>	<b>35778168</b>	<b>0.86</b>
30	A & N ISLAND	85116	1.97	100145	2.02	99985	1.88
31	CHANDIGARH	54697	1.03	57146	0.92	62146	0.92
32	DADRA NAGAR HAVELI	96156	6.09	87320	5.01	75100	4.55
33	DAMAN & DIU	135946	13.41	136500	11.13	188200	14.76
34	DELHI	1217912	1.90	1468700	1.89	686930	0.72
35	LAKSHADWEEP	7761	0.67	8710	0.69	9400	0.68
36	PUDUCHERRY	132695	2.12	119683	1.72	175507	2.34
<b>TOTAL U.T.</b>		<b>1730283</b>	<b>2.07</b>	<b>1978204</b>	<b>1.98</b>	<b>1297268</b>	<b>1.09</b>
<b>TOTAL (STATE &amp; UTs)</b>		<b>38413234</b>	<b>1.20</b>	<b>33492563</b>	<b>0.91</b>	<b>37075436</b>	<b>0.87</b>
<b>CENTRE TOTAL</b>		<b>2225000</b>	<b>0.33</b>	<b>2739100</b>	<b>0.37</b>	<b>2733000</b>	<b>0.34</b>
<b>GRAND TOTAL</b>		<b>40638234</b>	<b>1.05</b>	<b>36231663</b>	<b>0.82</b>	<b>39808436</b>	<b>0.78</b>

## STATEMENT NO. (9.1): DIRECTION &amp; ADMINISTRATION (REVENUE ACCOUNT)

(RUPEES IN THOUSANDS)

Sl. No.	STATE/UNION TERRITORY	2015-16 (ACTUALS)	% AGE TO TOTAL EXP. ON GENERAL EDUCATION	2016-17 (R. E.)	% AGE TO TOTAL EXP. ON GENERAL EDUCATION	2017-18 (B. E.)	% AGE TO TOTAL EXP. ON GENERAL EDUCATION
1	ANDHRA PRADESH	568474	13.47	786401	37.53	851237	23.25
2	ARUNACHAL PRADESH	33741	100.00	45382	100.00	80948	100.00
3	ASSAM	61028	23.58	72672	14.48	69020	16.28
4	BIHAR	170385	22.48	307582	29.42	139847	14.05
5	CHHATTISGARH	86922	98.17	138539	98.58	159178	98.45
6	GOA	84585	99.88	101154	99.90	93326	99.89
7	GUJARAT	1260999	38.09	942916	59.32	1207702	58.53
8	HARYANA	0	0.00	0	0.00	0	0.00
9	HIMACHAL PRADESH	0	0.00	0	0.00	0	0.00
10	JAMMU & KASHMIR	0	0.00	0	0.00	0	0.00
11	JHARKHAND	0	0.00	0	0.00	0	0.00
12	KARNATAKA	5257	0.17	176600	6.77	20000	0.64
13	KERALA	0	0.00	0	0.00	0	0.00
14	MADHAYA PRADESH	722415	66.20	1112630	78.66	1126155	71.45
15	MAHARASHTRA	576079	30.41	587584	23.68	618500	35.02
16	MANIPUR	59933	35.97	64110	37.21	68983	23.55
17	MEGHALAYA	0	0.00	230	0.04	236	0.03
18	MIZORAM	47318	36.04	49118	27.85	50297	31.77
19	NAGALAND	0	0.00	0	0.00	0	0.00
20	ODISAH	32450	61.28	37746	33.81	48697	75.59
21	PUNJAB	292166	97.75	320202	98.55	339587	98.49
22	RAJASTHAN	0	0.00	0	0.00	0	0.00
23	SIKKIM	192843	61.10	171446	47.04	265500	63.90
24	TAMIL NADU	0	0.00	0	0.00	0	0.00
25	TELANGANA	488663	89.00	549220	89.78	612056	88.41
26	TRIPURA	152438	100.00	226438	100.00	217666	100.00
27	UTTARKHAND	4445	3.04	4923	3.05	158338	24.11
28	UTTAR PRADESH	40182	5.29	42013	4.03	54742	4.56
29	WEST BENGAL	1253068	59.07	1462758	38.90	1602682	58.10
<b>TOTAL STATES</b>		<b>6133391</b>	<b>16.72</b>	<b>7199664</b>	<b>22.85</b>	<b>7784697</b>	<b>21.76</b>
30	A & N ISLAND	80600	94.69	94350	94.21	94100	94.11
31	CHANDIGARH	49698	90.86	53146	93.00	58146	93.56
32	DADRA NAGAR HAVELI	11595	12.06	12320	14.11	13300	17.71
33	DAMAN & DIU	0	0.00	0	0.00	0	0.00
34	DELHI	208137	17.09	298700	20.34	413330	60.17
35	LAKSHADWEEP	7761	100.00	8710	100.00	9400	100.00
36	PUDUCHERRY	82390	62.09	93724	78.31	95942	54.67
<b>TOTAL U.T.</b>		<b>440181</b>	<b>25.44</b>	<b>560950</b>	<b>28.36</b>	<b>684218</b>	<b>52.74</b>
<b>TOTAL (STATE &amp; UTs)</b>		<b>6573572</b>	<b>17.11</b>	<b>7760614</b>	<b>23.17</b>	<b>8468915</b>	<b>22.84</b>



## STATEMENT NO. (9.2): SCHOLARSHIPS (REVENUE ACCOUNT)

(RUPEES IN THOUSANDS)

Sl. No.	STATE/UNION TERRITORY	2015-16 (ACTUALS)	% AGE TO TOTAL EXP. ON GENERAL EDUCATION	2016-17 (R. E.)	% AGE TO TOTAL EXP. ON GENERAL EDUCATION	2017-18 (B. E.)	% AGE TO TOTAL EXP. ON GENERAL EDUCATION
1	ANDHRA PRADESH	0	0.00	0	0.00	0	0.00
2	ARUNACHAL PRADESH	0	0.00	0	0.00	0	0.00
3	ASSAM	0	0.00	0	0.00	0	0.00
4	BIHAR	0	0.00	0	0.00	0	0.00
5	CHHATTISGARH	0	0.00	0	0.00	0	0.00
6	GOA	0	0.00	0	0.00	0	0.00
7	GUJARAT	1002969	30.30	15000	0.94	37305	1.81
8	HARYANA	0	0.00	0	0.00	0	0.00
9	HIMACHAL PRADESH	37730	35.97	46010	31.29	30301	24.06
10	JAMMU & KASHMIR	0	0.00	0	0.00	0	0.00
11	JHARKHAND	0	0.00	0	0.00	0	0.00
12	KARNATAKA	543	0.02	700	0.03	800	0.03
13	KERALA	0	0.00	0	0.00	0	0.00
14	MADHAYA PRADESH	184423	16.90	123500	8.73	259850	16.49
15	MAHARASHTRA	6813	0.36	9663	0.39	11313	0.64
16	MANIPUR	0	0.00	13650	7.92	10950	3.74
17	MEGHALAYA	200	0.16	200	0.04	200	0.03
18	MIZORAM	0	0.00	0	0.00	0	0.00
19	NAGALAND	0	0.00	0	0.00	0	0.00
20	ODISAH	0	0.00	0	0.00	0	0.00
21	PUNJAB	0	0.00	0	0.00	0	0.00
22	RAJASTHAN	0	0.00	0	0.00	0	0.00
23	SIKKIM	122770	38.90	193001	52.96	150000	36.10
24	TAMIL NADU	0	0.00	0	0.00	0	0.00
25	TELANGANA	0	0.00	0	0.00	0	0.00
26	TRIPURA	0	0.00	0	0.00	0	0.00
27	UTTARKHAND	0	0.00	0	0.00	0	0.00
28	UTTAR PRADESH	0	0.00	0	0.00	0	0.00
29	WEST BENGAL	352439	16.61	1665232	44.28	516028	18.71
<b>TOTAL STATES</b>		<b>1707887</b>	<b>4.66</b>	<b>2066956</b>	<b>6.56</b>	<b>1016747</b>	<b>2.84</b>
30	A & N ISLAND	299	0.35	300	0.30	300	0.30
31	CHANDIGARH	4999	9.14	4000	7.00	4000	6.44
32	DADRA NAGAR HAVELI	84561	87.94	75000	85.89	61800	82.29
33	DAMAN & DIU	121432	89.32	117700	86.23	169800	90.22
34	DELHI	17325	1.42	20000	1.36	145000	21.11
35	LAKSHADWEEP	0	0.00	0	0.00	0	0.00
36	PUDUCHERRY	710	0.54	710	0.59	722	0.41
<b>TOTAL U.T.</b>		<b>229326</b>	<b>13.25</b>	<b>217710</b>	<b>11.01</b>	<b>381622</b>	<b>29.42</b>
<b>TOTAL (STATE &amp; UTs)</b>		<b>1937213</b>	<b>5.04</b>	<b>2284666</b>	<b>6.82</b>	<b>1398369</b>	<b>3.77</b>

## STATEMENT NO. (9.3): RESEARCH (REVENUE ACCOUNT)

(RUPEES IN THOUSANDS)

Sl. No.	STATE/UNION TERRITORY	2015-16 (ACTUALS)	% AGE TO TOTAL EXP. ON GENERAL EDUCATION	2016-17 (R. E.)	% AGE TO TOTAL EXP. ON GENERAL EDUCATION	2017-18 (B. E.)	% AGE TO TOTAL EXP. ON GENERAL EDUCATION
1	ANDHRA PRADESH	0	0.00	0	0.00	0	0.00
2	ARUNACHAL PRADESH	0	0.00	0	0.00	0	0.00
3	ASSAM	33745	13.04	165165	32.91	119666	28.22
4	BIHAR	242539	32.00	274902	26.30	329160	33.07
5	CHHATTISGARH	0	0.00	0	0.00	0	0.00
6	GOA	0	0.00	0	0.00	0	0.00
7	GUJARAT	0	0.00	0	0.00	0	0.00
8	HARYANA	0	0.00	0	0.00	0	0.00
9	HIMACHAL PRADESH	0	0.00	0	0.00	110	0.09
10	JAMMU & KASHMIR	30775	100.00	34830	100.00	44830	100.00
11	JHARKHAND	0	0.00	0	0.00	0	0.00
12	KARNATAKA	24460	0.79	0	0.00	0	0.00
13	KERALA	56000	12.36	103001	17.25	317501	44.88
14	MADHAYA PRADESH	0	0.00	0	0.00	0	0.00
15	MAHARASHTRA	4500	0.24	4500	0.18	5000	0.28
16	MANIPUR	0	0.00	0	0.00	0	0.00
17	MEGHALAYA	0	0.00	0	0.00	0	0.00
18	MIZORAM	8514	6.49	10045	5.70	7315	4.62
19	NAGALAND	0	0.00	0	0.00	0	0.00
20	ODISAH	0	0.00	0	0.00	0	0.00
21	PUNJAB	0	0.00	0	0.00	0	0.00
22	RAJASTHAN	67047	10.53	74058	9.47	77397	18.15
23	SIKKIM	0	0.00	0	0.00	0	0.00
24	TAMIL NADU	0	0.00	0	0.00	0	0.00
25	TELANGANA	0	0.00	0	0.00	0	0.00
26	TRIPURA	0	0.00	0	0.00	0	0.00
27	UTTARKHAND	0	0.00	0	0.00	0	0.00
28	UTTAR PRADESH	35156	4.63	35266	3.38	46343	3.86
29	WEST BENGAL	0	0.00	516	0.01	542	0.02
<b>TOTAL STATES</b>		<b>502736</b>	<b>1.37</b>	<b>702283</b>	<b>2.23</b>	<b>947864</b>	<b>2.65</b>
30	A & N ISLAND	0	0.00	0	0.00	0	0.00
31	CHANDIGARH	0	0.00	0	0.00	0	0.00
32	DADRA NAGAR HAVELI	0	0.00	0	0.00	0	0.00
33	DAMAN & DIU	0	0.00	0	0.00	0	0.00
34	DELHI	0	0.00	0	0.00	0	0.00
35	LAKSHADWEEP	0	0.00	0	0.00	0	0.00
36	PUDUCHERRY	0	0.00	0	0.00	5	0.00
<b>TOTAL U.T.</b>		<b>0</b>	<b>0.00</b>	<b>0</b>	<b>0.00</b>	<b>5</b>	<b>0.00</b>
<b>TOTAL (STATE &amp; UTs)</b>		<b>502736</b>	<b>1.31</b>	<b>702283</b>	<b>2.10</b>	<b>947869</b>	<b>2.56</b>

## STATEMENT NO. (9.4): TRAINING (REVENUE ACCOUNT)

(RUPEES IN THOUSANDS)

Sl. No.	STATE/UNION TERRITORY	2015-16 (ACTUALS)	% AGE TO TOTAL EXP. ON GENERAL EDUCATION	2016-17 (R. E.)	% AGE TO TOTAL EXP. ON GENERAL EDUCATION	2017-18 (B. E.)	% AGE TO TOTAL EXP. ON GENERAL EDUCATION
1	ANDHRA PRADESH	3650204	86.47	1273822	60.79	2778141	75.87
2	ARUNACHAL PRADESH	0	0.00	0	0.00	0	0.00
3	ASSAM	159348	61.56	248813	49.57	224299	52.90
4	BIHAR	343591	45.33	460369	44.04	523781	52.63
5	CHHATTISGARH	0	0.00	0	0.00	0	0.00
6	GOA	0	0.00	0	0.00	0	0.00
7	GUJARAT	101602	3.07	195594	12.31	213613	10.35
8	HARYANA	0	0.00	0	0.00	0	0.00
9	HIMACHAL PRADESH	0	0.00	0	0.00	0	0.00
10	JAMMU & KASHMIR	0	0.00	0	0.00	0	0.00
11	JHARKHAND	0	0.00	0	0.00	0	0.00
12	KARNATAKA	739707	23.86	1582200	60.68	1910000	61.41
13	KERALA	241415	53.28	279186	46.74	321442	45.43
14	MADHAYA PRADESH	0	0.00	0	0.00	0	0.00
15	MAHARASHTRA	431012	22.75	506133	20.40	605069	34.26
16	MANIPUR	46795	28.09	62394	36.21	69078	23.58
17	MEGHALAYA	0	0.00	0	0.00	0	0.00
18	MIZORAM	0	0.00	0	0.00	0	0.00
19	NAGALAND	0	0.00	0	0.00	0	0.00
20	ODISAH	14980	28.29	18627	16.68	6000	9.31
21	PUNJAB	0	0.00	0	0.00	0	0.00
22	RAJASTHAN	432773	67.96	540631	69.16	295757	69.37
23	SIKKIM	0	0.00	0	0.00	0	0.00
24	TAMIL NADU	0	0.00	0	0.00	0	0.00
25	TELANGANA	28124	5.12	25034	4.09	28084	4.06
26	TRIPURA	0	0.00	0	0.00	0	0.00
27	UTTARKHAND	16092	11.00	16141	9.98	15163	2.31
28	UTTAR PRADESH	282415	37.16	383139	36.72	515848	42.97
29	WEST BENGAL	0	0.00	0	0.00	0	0.00
<b>TOTAL STATES</b>		<b>6488058</b>	<b>17.69</b>	<b>5592083</b>	<b>17.74</b>	<b>7506275</b>	<b>20.98</b>
30	A & N ISLAND	0	0.00	0	0.00	0	0.00
31	CHANDIGARH	0	0.00	0	0.00	0	0.00
32	DADRA NAGAR HAVELI	0	0.00	0	0.00	0	0.00
33	DAMAN & DIU	0	0.00	0	0.00	0	0.00
34	DELHI	0	0.00	0	0.00	0	0.00
35	LAKSHADWEEP	0	0.00	0	0.00	0	0.00
36	PUDUCHERRY	28126	21.20	0	0.00	50000	28.49
<b>TOTAL U.T.</b>		<b>28126</b>	<b>1.63</b>	<b>0</b>	<b>0.00</b>	<b>50000</b>	<b>3.85</b>
<b>TOTAL (STATE &amp; UTs)</b>		<b>6516184</b>	<b>16.96</b>	<b>5592083</b>	<b>16.70</b>	<b>7556275</b>	<b>20.38</b>

## STATEMENT NO. (9.5): OTHER EXPENDITURE (REVENUE ACCOUNT)

(RUPEES IN THOUSANDS)

Sl. No.	STATE/UNION TERRITORY	2015-16 (ACTUALS)	% AGE TO TOTAL EXP. ON GENERAL EDUCATION	2016-17 (R. E.)	% AGE TO TOTAL EXP. ON GENERAL EDUCATION	2017-18 (B. E.)	% AGE TO TOTAL EXP. ON GENERAL EDUCATION
1	ANDHRA PRADESH	2591	0.06	35269	1.68	32209	0.88
2	ARUNACHAL PRADESH	0	0.00	0	0.00	0	0.00
3	ASSAM	4743	1.83	15253	3.04	11045	2.60
4	BIHAR	1536	0.20	2489	0.24	2508	0.25
5	CHHATTISGARH	1622	1.83	2000	1.42	2500	1.55
6	GOA	100	0.12	100	0.10	100	0.11
7	GUJARAT	944785	28.54	436004	27.43	604728	29.31
8	HARYANA	0	0.00	0	0.00	0	0.00
9	HIMACHAL PRADESH	67173	64.03	101057	68.71	95527	75.85
10	JAMMU & KASHMIR	0	0.00	0	0.00	0	0.00
11	JHARKHAND	0	0.00	0	0.00	0	0.00
12	KARNATAKA	2329885	75.16	848140	32.53	1179600	37.92
13	KERALA	155679	34.36	215076	36.01	68548	9.69
14	MADHAYA PRADESH	184493	16.91	178267	12.60	190171	12.07
15	MAHARASHTRA	876044	46.24	1373438	55.35	526095	29.79
16	MANIPUR	59879	35.94	32139	18.65	143968	49.14
17	MEGHALAYA	121610	99.84	564120	99.92	748107	99.94
18	MIZORAM	75450	57.47	117175	66.45	100720	63.61
19	NAGALAND	0	0.00	0	0.00	0	0.00
20	ODISAH	5523	10.43	55267	49.50	9725	15.10
21	PUNJAB	6740	2.25	4700	1.45	5200	1.51
22	RAJASTHAN	136959	21.51	167066	21.37	53183	12.47
23	SIKKIM	0	0.00	0	0.00	0	0.00
24	TAMIL NADU	15799883	100.00	10412916	100.00	12990320	100.00
25	TELANGANA	32273	5.88	37488	6.13	52115	7.53
26	TRIPURA	0	0.00	0	0.00	0	0.00
27	UTTARKHAND	125760	85.96	140600	86.97	483334	73.59
28	UTTAR PRADESH	402214	52.93	582968	55.87	583653	48.61
29	WEST BENGAL	515937	24.32	631841	16.80	639229	23.17
<b>TOTAL STATES</b>		<b>21850879</b>	<b>59.57</b>	<b>15953373</b>	<b>50.62</b>	<b>18522585</b>	<b>51.77</b>
30	A & N ISLAND	4217	4.95	5495	5.49	5585	5.59
31	CHANDIGARH	0	0.00	0	0.00	0	0.00
32	DADRA NAGAR HAVELI	0	0.00	0	0.00	0	0.00
33	DAMAN & DIU	14514	10.68	18800	13.77	18400	9.78
34	DELHI	992450	81.49	1150000	78.30	128600	18.72
35	LAKSHADWEEP	0	0.00	0	0.00	0	0.00
36	PUDUCHERRY	21469	16.18	25249	21.10	28838	16.43
<b>TOTAL U.T.</b>		<b>1032650</b>	<b>59.68</b>	<b>1199544</b>	<b>60.64</b>	<b>181423</b>	<b>13.99</b>
<b>TOTAL (STATE &amp; UTs)</b>		<b>22883529</b>	<b>59.57</b>	<b>17152917</b>	<b>51.21</b>	<b>18704008</b>	<b>50.45</b>

## STATEMENT NO. (10): BUDGETED EXPENDITURE ON LANGUAGE EDUCATION (REVENUE ACCOUNT)

TOTAL EXPENDITURE		(RUPEES IN THOUSANDS)					
Sl. No.	STATE/UNION TERRITORY	2015-16 (ACTUALS)	% TO TOTAL EXP. ON EDUCATION	2016-17 (R. E.)	% TO TOTAL EXP. ON EDUCATION	2017-18 (B. E.)	% TO TOTAL EXP. ON EDUCATION
1	ANDHRA PRADESH	414572	0.30	497837	0.28	464272	0.23
2	ARUNACHAL PRADESH	0	0.00	0	0.00	0	0.00
3	ASSAM	1539419	1.72	2176822	1.79	2129344	1.72
4	BIHAR	3011003	2.64	4555000	3.49	4054981	3.34
5	CHHATTISGARH	25923	0.04	33209	0.03	37316	0.03
6	GOA	205561	1.71	32770	0.23	69352	0.52
7	GUJARAT	114718	0.06	107873	0.06	138071	0.07
8	HARYANA	0	0.00	0	0.00	0	0.00
9	HIMACHAL PRADESH	70624	0.19	113531	0.23	94119	0.18
10	JAMMU & KASHMIR	0	0.00	0	0.00	0	0.00
11	JHARKHAND	431443	0.79	492501	0.66	558789	0.65
12	KARNATAKA	349568	0.19	365800	0.18	368300	0.17
13	KERALA	125250	0.09	159412	0.10	178558	0.10
14	MADHAYA PRADESH	114506	0.08	121362	0.06	142308	0.06
15	MAHARASHTRA	969	0.00	1313	0.00	1315	0.00
16	MANIPUR	4553	0.05	8469	0.09	19605	0.24
17	MEGHALAYA	245	0.00	350	0.00	300	0.00
18	MIZORAM	682555	8.02	667754	6.74	670965	7.59
19	NAGALAND	0	0.00	1	0.00	24979	0.21
20	ODISAH	420098	0.49	609162	0.58	751565	0.65
21	PUNJAB	167720	0.21	171943	0.15	244867	0.20
22	RAJASTHAN	1874704	0.90	2164777	0.85	2383602	1.04
23	SIKKIM	0	0.00	0	0.00	0	0.00
24	TAMIL NADU	453347	0.17	324190	0.11	1218756	0.37
25	TELANGANA	31890	0.04	41412	0.05	42512	0.04
26	TRIPURA	60994	0.43	117427	0.67	103517	0.57
27	UTTARKHAND	199173	0.46	192009	0.42	239700	0.42
28	UTTAR PRADESH	1899172	0.53	1602985	0.44	2611910	0.46
29	WEST BENGAL	530312	0.28	647171	0.27	716665	0.27
<b>TOTAL STATES</b>		<b>12728319</b>	<b>0.41</b>	<b>15205080</b>	<b>0.43</b>	<b>17265668</b>	<b>0.42</b>
30	A & N ISLAND	10310	0.24	10869	0.22	12050	0.23
31	CHANDIGARH	20485	0.38	20875	0.34	25575	0.38
32	DADRA NAGAR HAVELI	0	0.00	0	0.00	0	0.00
33	DAMAN & DIU	0	0.00	0	0.00	0	0.00
34	DELHI	0	0.00	0	0.00	0	0.00
35	LAKSHADWEEP	0	0.00	0	0.00	0	0.00
36	PUDUCHERRY	9152	0.15	8252	0.12	7843	0.10
<b>TOTAL U.T.</b>		<b>39947</b>	<b>0.05</b>	<b>39996</b>	<b>0.04</b>	<b>45468</b>	<b>0.04</b>
<b>TOTAL (STATE &amp; UTs)</b>		<b>12768266</b>	<b>0.40</b>	<b>15245076</b>	<b>0.41</b>	<b>17311136</b>	<b>0.40</b>
<b>CENTRE TOTAL</b>		<b>3767100</b>	<b>0.56</b>	<b>4339200</b>	<b>0.59</b>	<b>4541300</b>	<b>0.57</b>
<b>GRAND TOTAL</b>		<b>16535366</b>	<b>0.43</b>	<b>19584276</b>	<b>0.44</b>	<b>21852436</b>	<b>0.43</b>

## STATEMENT NO. (10.1): DIRECTION &amp; ADMINISTRATION (REVENUE ACCOUNT)

(RUPEES IN THOUSANDS)

Sl. No.	STATE/UNION TERRITORY	2015-16 (ACTUALS)	% AGE TO TOTAL EXP. ON LANG. EDUCATION	2016-17 (R. E.)	% AGE TO TOTAL EXP. ON LANG. EDUCATION	2017-18 (B. E.)	% AGE TO TOTAL EXP. ON LANG. EDUCATION
1	ANDHRA PRADESH	0	0.00	0	0.00	0	0.00
2	ARUNACHAL PRADESH	0	0.00	0	0.00	0	0.00
3	ASSAM	16332	1.06	46462	2.13	28209	1.32
4	BIHAR	0	0.00	0	0.00	0	0.00
5	CHHATTISGARH	0	0.00	0	0.00	0	0.00
6	GOA	0	0.00	0	0.00	0	0.00
7	GUJARAT	0	0.00	0	0.00	0	0.00
8	HARYANA	0	0.00	0	0.00	0	0.00
9	HIMACHAL PRADESH	27127	38.41	47840	42.14	37134	39.45
10	JAMMU & KASHMIR	0	0.00	0	0.00	0	0.00
11	JHARKHAND	0	0.00	0	0.00	0	0.00
12	KARNATAKA	0	0.00	0	0.00	0	0.00
13	KERALA	0	0.00	0	0.00	0	0.00
14	MADHAYA PRADESH	0	0.00	0	0.00	0	0.00
15	MAHARASHTRA	0	0.00	0	0.00	0	0.00
16	MANIPUR	536	11.77	932	11.00	11995	61.18
17	MEGHALAYA	0	0.00	100	28.57	50	16.67
18	MIZORAM	0	0.00	0	0.00	0	0.00
19	NAGALAND	0	0.00	0	0.00	0	0.00
20	ODISAH	0	0.00	0	0.00	0	0.00
21	PUNJAB	125474	74.81	163566	95.13	170480	69.62
22	RAJASTHAN	12384	0.66	13643	0.63	14637	0.61
23	SIKKIM	0	0.00	0	0.00	0	0.00
24	TAMIL NADU	86138	19.00	100705	31.06	104574	8.58
25	TELANGANA	0	0.00	0	0.00	0	0.00
26	TRIPURA	0	0.00	0	0.00	0	0.00
27	UTTARKHAND	4041	2.03	5506	2.87	5857	2.44
28	UTTAR PRADESH	3785	0.20	4198	0.26	5546	0.21
29	WEST BENGAL	0	0.00	0	0.00	9460	1.32
<b>TOTAL STATES</b>		<b>275817</b>	<b>2.17</b>	<b>382952</b>	<b>2.52</b>	<b>387942</b>	<b>2.25</b>
30	A & N ISLAND	0	0.00	0	0.00	0	0.00
31	CHANDIGARH	0	0.00	0	0.00	0	0.00
32	DADRA NAGAR HAVELI	0	0.00	0	0.00	0	0.00
33	DAMAN & DIU	0	0.00	0	0.00	0	0.00
34	DELHI	0	0.00	0	0.00	0	0.00
35	LAKSHADWEEP	0	0.00	0	0.00	0	0.00
36	PUDUCHERRY	0	0.00	0	0.00	0	0.00
<b>TOTAL U.T.</b>		<b>0</b>	<b>0.00</b>	<b>0</b>	<b>0.00</b>	<b>0</b>	<b>0.00</b>
<b>TOTAL (STATE &amp; UTs)</b>		<b>275817</b>	<b>2.16</b>	<b>382952</b>	<b>2.51</b>	<b>387942</b>	<b>2.24</b>

## STATEMENT NO. (10.2): PROMOTION OF MODERN INDIAN LANGUAGES &amp; LITERATURE (REVENUE ACCOUNT)

(RUPEES IN THOUSANDS)

Sl. No.	STATE/UNION TERRITORY	2015-16 (ACTUALS)	% AGE TO TOTAL EXP. ON LANG. EDUCATION	2016-17 (R. E.)	% AGE TO TOTAL EXP. ON LANG. EDUCATION	2017-18 (B. E.)	% AGE TO TOTAL EXP. ON LANG. EDUCATION
1	ANDHRA PRADESH	33072	7.98	39570	7.95	59570	12.83
2	ARUNACHAL PRADESH	0	0.00	0	0.00	0	0.00
3	ASSAM	1341090	87.12	1880161	86.37	1868449	87.75
4	BIHAR	2158785	71.70	3022150	66.35	2522131	62.20
5	CHHATTISGARH	20258	78.15	25709	77.42	29816	79.90
6	GOA	0	0.00	0	0.00	0	0.00
7	GUJARAT	30050	26.19	31440	29.15	46490	33.67
8	HARYANA	0	0.00	0	0.00	0	0.00
9	HIMACHAL PRADESH	3767	5.33	6264	5.52	5436	5.78
10	JAMMU & KASHMIR	0	0.00	0	0.00	0	0.00
11	JHARKHAND	0	0.00	0	0.00	0	0.00
12	KARNATAKA	5100	1.46	6400	1.75	6200	1.68
13	KERALA	119905	95.73	149512	93.79	171717	96.17
14	MADHAYA PRADESH	0	0.00	0	0.00	0	0.00
15	MAHARASHTRA	16	1.65	16	1.22	18	1.37
16	MANIPUR	3667	80.54	6797	80.26	6880	35.09
17	MEGHALAYA	0	0.00	0	0.00	0	0.00
18	MIZORAM	682555	100.00	667754	100.00	670965	100.00
19	NAGALAND	0	0.00	1	100.00	24979	100.00
20	ODISAH	95752	22.79	171130	28.09	228908	30.46
21	PUNJAB	34125	20.35	0	0.00	54440	22.23
22	RAJASTHAN	19401	1.03	26205	1.21	44505	1.87
23	SIKKIM	0	0.00	0	0.00	0	0.00
24	TAMIL NADU	183669	40.51	66251	20.44	204026	16.74
25	TELANGANA	8850	27.75	9106	21.99	10233	24.07
26	TRIPURA	5092	8.35	109158	92.96	95974	92.71
27	UTTARKHAND	8950	4.49	8241	4.29	19602	8.18
28	UTTAR PRADESH	10	0.00	88	0.01	118	0.00
29	WEST BENGAL	108779	20.51	162840	25.16	159873	22.31
<b>TOTAL STATES</b>		<b>4862893</b>	<b>38.21</b>	<b>6388793</b>	<b>42.02</b>	<b>6230330</b>	<b>36.09</b>
30	A & N ISLAND	10310	100.00	10869	100.00	12050	100.00
31	CHANDIGARH	0	0.00	0	0.00	0	0.00
32	DADRA NAGAR HAVELI	0	0.00	0	0.00	0	0.00
33	DAMAN & DIU	0	0.00	0	0.00	0	0.00
34	DELHI	0	0.00	0	0.00	0	0.00
35	LAKSHADWEEP	0	0.00	0	0.00	0	0.00
36	PUDUCHERRY	0	0.00	0	0.00	0	0.00
<b>TOTAL U.T.</b>		<b>10310</b>	<b>25.81</b>	<b>10869</b>	<b>27.18</b>	<b>12050</b>	<b>26.50</b>
<b>TOTAL (STATE &amp; UTs)</b>		<b>4873203</b>	<b>38.17</b>	<b>6399662</b>	<b>41.98</b>	<b>6242380</b>	<b>36.06</b>

## STATEMENT NO. (10.3): SANSKRIT EDUCATION (REVENUE ACCOUNT)

(RUPEES IN THOUSANDS)

Sl. No.	STATE/UNION TERRITORY	2015-16 (ACTUALS)	% AGE TO TOTAL EXP. ON LANG. EDUCATION	2016-17 (R. E.)	% AGE TO TOTAL EXP. ON LANG. EDUCATION	2017-18 (B. E.)	% AGE TO TOTAL EXP. ON LANG. EDUCATION
1	ANDHRA PRADESH	381500	92.02	458267	92.05	404702	87.17
2	ARUNACHAL PRADESH	0	0.00	0	0.00	0	0.00
3	ASSAM	181997	11.82	250199	11.49	232686	10.93
4	BIHAR	852218	28.30	1532850	33.65	1532850	37.80
5	CHHATTISGARH	5665	21.85	7500	22.58	7500	20.10
6	GOA	0	0.00	0	0.00	0	0.00
7	GUJARAT	84668	73.81	76433	70.85	91581	66.33
8	HARYANA	0	0.00	0	0.00	0	0.00
9	HIMACHAL PRADESH	37452	53.03	56565	49.82	49123	52.19
10	JAMMU & KASHMIR	0	0.00	0	0.00	0	0.00
11	JHARKHAND	35771	8.29	50399	10.23	60631	10.85
12	KARNATAKA	344468	98.54	359400	98.25	362100	98.32
13	KERALA	0	0.00	0	0.00	0	0.00
14	MADHAYA PRADESH	114506	100.00	121360	100.00	142306	100.00
15	MAHARASHTRA	953	98.35	1297	98.78	1297	98.63
16	MANIPUR	0	0.00	120	1.42	110	0.56
17	MEGHALAYA	245	100.00	250	71.43	250	83.33
18	MIZORAM	0	0.00	0	0.00	0	0.00
19	NAGALAND	0	0.00	0	0.00	0	0.00
20	ODISAH	318395	75.79	430301	70.64	464762	61.84
21	PUNJAB	0	0.00	0	0.00	0	0.00
22	RAJASTHAN	1678440	89.53	1916165	88.52	2107197	88.40
23	SIKKIM	0	0.00	0	0.00	0	0.00
24	TAMIL NADU	48283	10.65	61549	18.99	63348	5.20
25	TELANGANA	23040	72.25	32306	78.01	32279	75.93
26	TRIPURA	246	0.40	21	0.02	0	0.00
27	UTTARKHAND	186182	93.48	178262	92.84	214241	89.38
28	UTTAR PRADESH	1893577	99.71	1597283	99.64	2606246	99.78
29	WEST BENGAL	41775	7.88	48940	7.56	53121	7.41
<b>TOTAL STATES</b>		<b>6229381</b>	<b>48.94</b>	<b>7179467</b>	<b>47.22</b>	<b>8426330</b>	<b>48.80</b>
30	A & N ISLAND	0	0.00	0	0.00	0	0.00
31	CHANDIGARH	0	0.00	0	0.00	0	0.00
32	DADRA NAGAR HAVELI	0	0.00	0	0.00	0	0.00
33	DAMAN & DIU	0	0.00	0	0.00	0	0.00
34	DELHI	0	0.00	0	0.00	0	0.00
35	LAKSHADWEEP	0	0.00	0	0.00	0	0.00
36	PUDUCHERRY	0	0.00	0	0.00	0	0.00
<b>TOTAL U.T.</b>		<b>0</b>	<b>0.00</b>	<b>0</b>	<b>0.00</b>	<b>0</b>	<b>0.00</b>
<b>TOTAL (STATE &amp; UTs)</b>		<b>6229381</b>	<b>48.79</b>	<b>7179467</b>	<b>47.09</b>	<b>8426330</b>	<b>48.68</b>



## STATEMENT NO. (10.4): Commercial Institutes (REVENUE ACCOUNT)

(RUPEES IN THOUSANDS)

Sl. No.	STATE/UNION TERRITORY	2015-16 (ACTUALS)	% AGE TO TOTAL EXP. ON LANG. EDUCATION	2016-17 (R. E.)	% AGE TO TOTAL EXP. ON LANG. EDUCATION	2017-18 (B. E.)	% AGE TO TOTAL EXP. ON LANG. EDUCATION
1	ANDHRA PRADESH	0	0.00	0	0.00	0	0.00
2	ARUNACHAL PRADESH	0	0.00	0	0.00	0	0.00
3	ASSAM	0	0.00	0	0.00	0	0.00
4	BIHAR	0	0.00	0	0.00	0	0.00
5	CHHATTISGARH	0	0.00	0	0.00	0	0.00
6	GOA	0	0.00	0	0.00	0	0.00
7	GUJARAT	0	0.00	0	0.00	0	0.00
8	HARYANA	0	0.00	0	0.00	0	0.00
9	HIMACHAL PRADESH	1277	1.81	1157	1.02	1157	1.23
10	JAMMU & KASHMIR	0	0.00	0	0.00	0	0.00
11	JHARKHAND	0	0.00	0	0.00	0	0.00
12	KARNATAKA	0	0.00	0	0.00	0	0.00
13	KERALA	0	0.00	0	0.00	0	0.00
14	MADHAYA PRADESH	0	0.00	0	0.00	0	0.00
15	MAHARASHTRA	0	0.00	0	0.00	0	0.00
16	MANIPUR	0	0.00	0	0.00	0	0.00
17	MEGHALAYA	0	0.00	0	0.00	0	0.00
18	MIZORAM	0	0.00	0	0.00	0	0.00
19	NAGALAND	0	0.00	0	0.00	0	0.00
20	ODISAH	0	0.00	0	0.00	0	0.00
21	PUNJAB	0	0.00	0	0.00	0	0.00
22	RAJASTHAN	0	0.00	0	0.00	0	0.00
23	SIKKIM	0	0.00	0	0.00	0	0.00
24	TAMIL NADU	0	0.00	0	0.00	0	0.00
25	TELANGANA	0	0.00	0	0.00	0	0.00
26	TRIPURA	0	0.00	0	0.00	0	0.00
27	UTTARKHAND	0	0.00	0	0.00	0	0.00
28	UTTAR PRADESH	0	0.00	0	0.00	0	0.00
29	WEST BENGAL	0	0.00	0	0.00	0	0.00
<b>TOTAL STATES</b>		<b>1277</b>	<b>0.01</b>	<b>1157</b>	<b>0.01</b>	<b>1157</b>	<b>0.01</b>
30	A & N ISLAND	0	0.00	0	0.00	0	0.00
31	CHANDIGARH	0	0.00	0	0.00	0	0.00
32	DADRA NAGAR HAVELI	0	0.00	0	0.00	0	0.00
33	DAMAN & DIU	0	0.00	0	0.00	0	0.00
34	DELHI	0	0.00	0	0.00	0	0.00
35	LAKSHADWEEP	0	0.00	0	0.00	0	0.00
36	PUDUCHERRY	0	0.00	0	0.00	0	0.00
<b>TOTAL U.T.</b>		<b>0</b>	<b>0.00</b>	<b>0</b>	<b>0.00</b>	<b>0</b>	<b>0.00</b>
<b>TOTAL (STATE &amp; UTs)</b>		<b>1277</b>	<b>0.01</b>	<b>1157</b>	<b>0.01</b>	<b>1157</b>	<b>0.01</b>

## STATEMENT NO. (10.5): OTHER EXPENDITURE (REVENUE ACCOUNT)

(RUPEES IN THOUSANDS)

Sl. No.	STATE/UNION TERRITORY	2015-16 (ACTUALS)	% AGE TO TOTAL EXP. ON LANG. EDUCATION	2016-17 (R. E.)	% AGE TO TOTAL EXP. ON LANG. EDUCATION	2017-18 (B. E.)	% AGE TO TOTAL EXP. ON LANG. EDUCATION
1	ANDHRA PRADESH	0	0.00	0	0.00	0	0.00
2	ARUNACHAL PRADESH	0	0.00	0	0.00	0	0.00
3	ASSAM	0	0.00	0	0.00	0	0.00
4	BIHAR	0	0.00	0	0.00	0	0.00
5	CHHATTISGARH	0	0.00	0	0.00	0	0.00
6	GOA	205561	100.00	32770	100.00	69352	100.00
7	GUJARAT	0	0.00	0	0.00	0	0.00
8	HARYANA	0	0.00	0	0.00	0	0.00
9	HIMACHAL PRADESH	1001	1.42	1705	1.50	1269	1.35
10	JAMMU & KASHMIR	0	0.00	0	0.00	0	0.00
11	JHARKHAND	395672	91.71	442102	89.77	498158	89.15
12	KARNATAKA	0	0.00	0	0.00	0	0.00
13	KERALA	5345	4.27	9900	6.21	6841	3.83
14	MADHAYA PRADESH	0	0.00	2	0.00	2	0.00
15	MAHARASHTRA	0	0.00	0	0.00	0	0.00
16	MANIPUR	350	7.69	620	7.32	620	3.16
17	MEGHALAYA	0	0.00	0	0.00	0	0.00
18	MIZORAM	0	0.00	0	0.00	0	0.00
19	NAGALAND	0	0.00	0	0.00	0	0.00
20	ODISAH	5951	1.42	7731	1.27	57895	7.70
21	PUNJAB	8121	4.84	8377	4.87	19947	8.15
22	RAJASTHAN	164479	8.77	208764	9.64	217263	9.11
23	SIKKIM	0	0.00	0	0.00	0	0.00
24	TAMIL NADU	135257	29.84	95685	29.52	846808	69.48
25	TELANGANA	0	0.00	0	0.00	0	0.00
26	TRIPURA	55656	91.25	8248	7.02	7543	7.29
27	UTTARKHAND	0	0.00	0	0.00	0	0.00
28	UTTAR PRADESH	1800	0.09	1416	0.09	0	0.00
29	WEST BENGAL	379758	71.61	435391	67.28	494211	68.96
<b>TOTAL STATES</b>		<b>1358951</b>	<b>10.68</b>	<b>1252711</b>	<b>8.24</b>	<b>2219909</b>	<b>12.86</b>
30	A & N ISLAND	0	0.00	0	0.00	0	0.00
31	CHANDIGARH	20485	100.00	20875	100.00	25575	100.00
32	DADRA NAGAR HAVELI	0	0.00	0	0.00	0	0.00
33	DAMAN & DIU	0	0.00	0	0.00	0	0.00
34	DELHI	0	0.00	0	0.00	0	0.00
35	LAKSHADWEEP	0	0.00	0	0.00	0	0.00
36	PUDUCHERRY	9152	100.00	8252	100.00	7843	100.00
<b>TOTAL U.T.</b>		<b>29637</b>	<b>74.19</b>	<b>29127</b>	<b>72.82</b>	<b>33418</b>	<b>73.50</b>
<b>TOTAL (STATE &amp; UTs)</b>		<b>1388588</b>	<b>10.88</b>	<b>1281838</b>	<b>8.41</b>	<b>2253327</b>	<b>13.02</b>

**STATEMENT NO. 11 BUDGETED EXPENDITURE ON EDUCATION OF THE EDUCATION DEPARTMENTS ACCORDING TO HEADS OF CHARGES (REVENUE ACCOUNT) FOR 2015-16 (ACTUAL)**

( RUPEES IN THOUSAND )

Sl.No.	STATE / UNION TERRITORY	ELEMENTARY TOTAL	EDUCATION % AGE	SECONDARY TOTAL	EDUCATION % AGE	ADULT TOTAL	EDUCATION % AGE	UNIV. & HIGHER TOTAL	EDUCATION % AGE
1	ANDHRA PRADESH	56634449	40.74	53050288	38.16	107168	0.08	17458733	12.56
2	ARUNACHAL PRADESH	4736066	40.52	6050808	51.77	112458	0.96	702031	6.01
3	ASSAM	47449645	52.93	26223077	29.25	237354	0.26	12848951	14.33
4	BIHAR	54606640	47.79	28305165	24.77	2685466	2.35	23803201	20.83
5	CHHATTISGARH	35630797	51.04	28110500	40.27	18350	0.03	5073633	7.27
6	GOA	2382955	19.86	6584030	54.88	14818	0.12	1990661	16.59
7	GUJRAT	108306180	61.20	43195015	24.41	126803	0.07	16621854	9.39
8	HARYANA	50765652	56.71	23318046	26.05	107256	0.12	11809309	13.19
9	HIMACHAL PRADESH	20172851	53.63	13918557	37.00	2156	0.01	2809501	7.47
10	JAMMU & KASHMIR	36875378	58.61	19360509	30.77	0	0.00	5716465	9.09
11	JHARKHAND	36459120	67.18	7125016	13.13	0	0.00	8423379	15.52
12	KARNATAKA	93737470	50.94	52935227	28.77	260995	0.14	26685865	14.50
13	KERALA	49958544	37.07	53616244	39.79	133299	0.10	21502017	15.96
14	MADHYA PRADESH	83214600	58.56	40640605	28.60	0	0.00	14427492	10.15
15	MAHARASHTRA	197565698	46.80	159656245	37.82	761330	0.18	45095101	10.68
16	MANIPUR	5118036	53.85	2413443	25.39	69006	0.73	1649969	17.36
17	MEHGLAYA	6391735	72.14	753271	8.50	57364	0.65	1201363	13.56
18	MIZORAM	4071135	47.82	2240335	26.32	32823	0.39	1274819	14.97
19	NAGALAND	4713607	49.02	3948753	41.06	0	0.00	815315	8.48
20	ORISSA	42125598	49.25	24480936	28.62	3115	0.00	17131737	20.03
21	PUNJAB	26592803	32.51	44926273	54.93	5240	0.01	8431645	10.31
22	RAJASTHAN	105173902	50.38	87754486	42.04	192059	0.09	11646434	5.58
23	SIKKIM	3079320	45.74	3119380	46.33	0	0.00	211776	3.15
24	TAMIL NADU	110947953	42.74	100769892	38.82	96097	0.04	21683389	8.35
25	TELANGANA	33900878	38.11	39491613	44.39	93426	0.11	11075813	12.45
26	TRIPURA	5312576	37.29	7321613	51.39	430682	3.02	810738	5.69
27	UTTARAKHAND	18415635	42.72	20533484	47.64	0	0.00	2536691	5.89
28	UTTAR PRADESH	270335491	75.27	65896640	18.35	295947	0.08	17271972	4.81
29	WEST BENGAL	66916064	35.37	92466978	48.88	141550	0.07	23828761	12.60
<b>TOTAL STATES</b>		<b>1581590778</b>	<b>50.78</b>	<b>1058206429</b>	<b>33.98</b>	<b>5984762</b>	<b>0.19</b>	<b>334538615</b>	<b>10.74</b>
30	A. & N. ISLAND	2327280	53.77	1428873	33.01	10209	0.24	295099	6.82
31	CHANDIGARH	1899544	35.62	1359943	25.50	11106	0.21	1392275	26.10
32	DADRA NAGAR HAVELI	968946	61.40	328633	20.82	0	0.00	140000	8.87
33	DAMAN & DIU	297461	29.35	436965	43.11	1600	0.16	73374	7.24
34	DELHI	15287372	23.86	41437399	64.67	1215371	1.90	2702798	4.22
35	LAKSHADWEEP	655739	56.52	357852	30.85	0	0.00	138754	11.96
36	PUDUCHEERY	2039220	32.56	2180811	34.82	4771	0.08	1215984	19.42
<b>TOTAL U.T.</b>		<b>23475562</b>	<b>28.03</b>	<b>47530476</b>	<b>56.75</b>	<b>1243057</b>	<b>1.48</b>	<b>5958284</b>	<b>7.11</b>
<b>TOTAL (STATE &amp; UTs)</b>		<b>1605066340</b>	<b>50.19</b>	<b>1105736905</b>	<b>34.57</b>	<b>7227819</b>	<b>0.23</b>	<b>340496899</b>	<b>10.65</b>
<b>CENTRE TOTAL</b>		<b>316009200</b>	<b>46.92</b>	<b>97583800</b>	<b>14.49</b>	<b>4450600</b>	<b>0.66</b>	<b>149731600</b>	<b>22.23</b>
<b>GRAND TOTAL</b>		<b>1921075540</b>	<b>49.62</b>	<b>1203320705</b>	<b>31.08</b>	<b>11678419</b>	<b>0.30</b>	<b>490228499</b>	<b>12.66</b>

**STATEMENT NO. 11 BUDGETED EXPENDITURE ON EDUCATION OF THE EDUCATION DEPARTMENTS ACCORDING TO HEADS OF CHARGES  
(REVENUE ACCOUNT) FOR 2015-16 (ACTUAL)**

( RUPEES IN THOUSAND )

Sl.No.	STATE / UNION TERRITORY	TECHNICAL TOTAL	EDUCATION % AGE	GENERAL TOTAL	EDUCATION % AGE	LANGUAGE TOTAL	EDUCATION % AGE	T O T A L
1	ANDHRA PRADESH	7130505	5.13	4221269	3.04	414572	0.30	139016984
2	ARUNACHAL PRADESH	52985	0.45	33741	0.29	0	0.00	11688089
3	ASSAM	1093346	1.22	258864	0.29	1539419	1.72	89650656
4	BIHAR	1096414	0.96	758051	0.66	3011003	2.64	114265940
5	CHHATTISGARH	855726	1.23	88544	0.13	25923	0.04	69803473
6	GOA	734355	6.12	84685	0.71	205561	1.71	11997065
7	GUJRAT	5309587	3.00	3310355	1.87	114718	0.06	176984512
8	HARYANA	3516758	3.93	0	0.00	0	0.00	89517021
9	HIMACHAL PRADESH	534729	1.42	104903	0.28	70624	0.19	37613321
10	JAMMU & KASHMIR	933451	1.48	30775	0.05	0	0.00	62916578
11	JHARKHAND	1834945	3.38	0	0.00	431443	0.79	54273903
12	KARNATAKA	6947809	3.78	3099852	1.68	349568	0.19	184016786
13	KERALA	8966590	6.65	453094	0.34	125250	0.09	134755038
14	MADHYA PRADESH	2617908	1.84	1091331	0.77	114506	0.08	142106442
15	MAHARASHTRA	17196530	4.07	1894448	0.45	969	0.00	422170321
16	MANIPUR	82600	0.87	166607	1.75	4553	0.05	9504214
17	MEHGLAYA	334892	3.78	121810	1.37	245	0.00	8860680
18	MIZORAM	80472	0.95	131282	1.54	682555	8.02	8513421
19	NAGALAND	138497	1.44	0	0.00	0	0.00	9616172
20	ORISSA	1322055	1.55	52953	0.06	420098	0.49	85536492
21	PUNJAB	1369473	1.67	298906	0.37	167720	0.21	81792060
22	RAJASTHAN	1483607	0.71	636779	0.31	1874704	0.90	208761971
23	SIKKIM	6598	0.10	315613	4.69	0	0.00	6732687
24	TAMIL NADU	9856748	3.80	15799883	6.09	453347	0.17	259607309
25	TELANGANA	3815994	4.29	549060	0.62	31890	0.04	88958674
26	TRIPURA	158380	1.11	152438	1.07	60994	0.43	14247421
27	UTTARAKHAND	1272304	2.95	146297	0.34	199173	0.46	43103584
28	UTTAR PRADESH	2703747	0.75	759967	0.21	1899172	0.53	359162936
29	WEST BENGAL	3160089	1.67	2121444	1.12	530312	0.28	189165198
<b>TOTAL STATES</b>		<b>84607094</b>	<b>2.72</b>	<b>36682951</b>	<b>1.18</b>	<b>12728319</b>	<b>0.41</b>	<b>3114338948</b>
30	A. & N. ISLAND	171217	3.96	85116	1.97	10310	0.24	4328104
31	CHANDIGARH	595447	11.16	54697	1.03	20485	0.38	5333497
32	DADRA NAGAR HAVELI	44374	2.81	96156	6.09	0	0.00	1578109
33	DAMAN & DIU	68148	6.72	135946	13.41	0	0.00	1013494
34	DELHI	2210821	3.45	1217912	1.90	0	0.00	64071673
35	LAKSHADWEEP	0	0.00	7761	0.67	0	0.00	1160106
36	PUDUCHEERY	680471	10.86	132695	2.12	9152	0.15	6263104
<b>TOTAL U.T.</b>		<b>3770478</b>	<b>4.50</b>	<b>1730283</b>	<b>2.07</b>	<b>39947</b>	<b>0.05</b>	<b>83748087</b>
<b>TOTAL (STATE &amp; UTs)</b>		<b>88377572</b>	<b>2.76</b>	<b>38413234</b>	<b>1.20</b>	<b>12768266</b>	<b>0.40</b>	<b>3198087035</b>
<b>CENTRE TOTAL</b>		<b>99698900</b>	<b>14.80</b>	<b>2225000</b>	<b>0.33</b>	<b>3767100</b>	<b>0.56</b>	<b>673466200</b>
<b>GRAND TOTAL</b>		<b>188076472</b>	<b>4.86</b>	<b>40638234</b>	<b>1.05</b>	<b>16535366</b>	<b>0.43</b>	<b>3871553235</b>

**STATEMENT NO. 11a BUDGETED EXPENDITURE ON EDUCATION OF THE EDUCATION DEPARTMENTS ACCORDING TO (CAPITAL ACCOUNT) FOR  
2015-16 (ACTUAL)**

( RUPEES IN THOUSAND )

Sl.No.	STATE / UNION TERRITORY	ELEMENTARY TOTAL	SECONDARY TOTAL	ADULT TOTAL	UNIV. & HIGHER TOTAL	TECHNICAL TOTAL	GENERAL TOTAL	LANGUAGE TOTAL	TOTAL
1	ANDHRA PRADESH	5437	37011	0	483334	32477	36741	0	595000
2	ARUNACHAL PRADESH	40995	325750	0	53513	549045	0	0	969303
3	ASSAM	0	0	0	0	0	0	0	0
4	BIHAR	0	1502776	0	170000	248185	0	0	1920961
5	CHHATTISGARH	18583	8268425	0	778176	990280	0	5000	10060464
6	GOA	6802	99774	0	0	469590	0	0	576166
7	GUJARAT	4108891	1027343	0	0	1099279	1199974	0	7435487
8	HARYANA	0	140997	0	1235315	438060	0	0	1814372
9	HIMACHAL PRADESH	63496	699309	0	769476	782830	61703	0	2376814
10	JAMMU & KASHMIR	0	0	0	0	0	0	0	0
11	JHARKHAND	54734	4018	0	0	816529	4988	0	880269
12	KARNATAKA	46999	2576710	3031267	0	1143437	0	0	6798413
13	KERALA	180351	1056137	0	431416	1044968	316894	0	3029766
14	MADHAYA PRADESH	1838534	741928	0	644960	1053676	0	0	4279098
15	MAHARASHTRA	0	14827	0	112235	867053	0	0	994115
16	MANIPUR	71781	12800	0	3000	38248	20185	0	146014
17	MEGHALAYA	5000	15000	0	0	0	0	0	20000
18	MIZORAM	0	783	0	45774	0	0	0	46557
19	NAGALAND	5000	180753	0	43542	0	0	0	229295
20	ODISAH	36330	244226	0	468967	0	91810	0	841333
21	PUNJAB	214361	984864	0	117500	48887	1019864	0	2385476
22	RAJASTHAN	0	76741	568816	318163	0	0	181769	1145489
23	SIKKIM	10073	54658	0	11413	0	0	0	76144
24	TAMIL NADU	0	1026874	0	8577582	727821	0	0	10332277
25	TELANGANA	3262	124968	0	517977	70968	7685	0	724860
26	TRIPURA	8006	129921	0	47077	90004	39071	0	314079
26	UTTARKHAND	127520	248450	0	694877	235646	0	0	1306493
28	UTTAR PRADESH	87115	1613862	0	761975	2380854	238388	0	5082194
29	WEST BENGAL	1075377	692178	1907824	502978	199973	1180216	10551	5569097
	<b>TOTAL STATES</b>	<b>8008647</b>	<b>21901083</b>	<b>5507907</b>	<b>16789250</b>	<b>13327810</b>	<b>4217519</b>	<b>197320</b>	<b>69949536</b>
30	A & N ISLAND	144088	161483	0	110543	71759	14763	0	502636
31	CHANDIGARH	2184	248563	0	183445	50970	85142	0	570304
32	DADRA NAGAR HAVELI	0	55981	0	0	50545	0	0	106526
33	DAMAN & DIU	0	0	0	0	8126	367178	0	375304
34	DELHI	490717	3790843	0	1176040	79800	4692607	0	10230007
35	LAKSHADWEEP	0	140094	0	9762	0	0	0	149856
36	PUDUCHERRY	12749	55668	0	24029	0	0	0	92446
	<b>TOTAL U.T.s</b>	<b>649738</b>	<b>4452632</b>	<b>0</b>	<b>1503819</b>	<b>261200</b>	<b>5159690</b>	<b>0</b>	<b>12027079</b>
	<b>TOTAL (STATES &amp; Uts)</b>	<b>8658385</b>	<b>26353715</b>	<b>5507907</b>	<b>18293069</b>	<b>13589010</b>	<b>9377209</b>	<b>197320</b>	<b>81976615</b>

**STATEMENT NO. 11b BUDGETED EXPENDITURE ON EDUCATION OF THE EDUCATION DEPARTMENTS ACCORDING TO (LOAN & ADVANCES) FOR 2015-16 (ACTUAL)**

( RUPEES IN THOUSAND )

S.N o.	STATE / UNION TERRITORY	ELEMENTARY TOTAL	SECONDARY TOTAL	ADULT TOTAL	UNIV. & HIGHER TOTAL	TECHNICAL TOTAL	GENERAL TOTAL	LANGUAGE TOTAL	T O T A L
1	ANDHRA PRADESH	0	0	0	0	0	0	0	0
2	ARUNACHAL PRADESH	0	0	0	0	0	0	0	0
3	ASSAM	0	0	0	0	0	0	0	0
4	BIHAR	0	0	0	0	0	0	0	0
5	CHHATTISGARH	0	0	0	0	0	0	0	0
6	GOA	0	0	0	0	0	0	0	0
7	GUJARAT	0	0	0	0	0	0	0	0
8	HARYANA	0	0	0	0	0	0	0	0
9	HIMACHAL PRADESH	0	0	0	0	0	0	0	0
10	JAMMU & KASHMIR	0	0	0	0	0	0	0	0
11	JHARKHAND	0	0	0	0	0	0	0	0
12	KARNATAKA	0	0	0	0	0	0	0	0
13	KERALA	0	0	0	0	0	0	0	0
14	MADHAYA PRADESH	0	0	0	248000	0	0	0	248000
15	MAHARASHTRA	0	0	0	0	0	0	0	0
16	MANIPUR	0	0	0	0	0	0	0	0
17	MEGHALAYA	0	0	0	0	0	0	0	0
18	MIZORAM	0	0	0	0	0	0	0	0
19	NAGALAND	0	0	0	0	0	0	0	0
20	ODISAH	0	0	0	534	0	0	0	534
21	PUNJAB	0	0	0	0	0	0	0	0
22	RAJASTHAN	0	0	0	0	0	0	0	0
23	SIKKIM	0	0	0	0	0	0	0	0
24	TAMIL NADU	970500	0	0	0	0	0	0	970500
25	TELANGANA	0	0	0	0	0	0	0	0
26	TRIPURA	0	0	0	0	0	0	0	0
26	UTTARKHAND	0	0	0	0	0	0	0	0
28	UTTAR PRADESH	0	0	0	0	0	0	0	0
29	WEST BENGAL	0	0	0	0	0	0	0	0
	<b>TOTAL STATES</b>	<b>970500</b>	<b>0</b>	<b>0</b>	<b>248534</b>	<b>0</b>	<b>0</b>	<b>0</b>	<b>1219034</b>
30	A & N ISLAND	0	0	0	0	0	0	0	0
31	CHANDIGARH	0	0	0	0	0	0	0	0
32	DADRA NAGAR HAVELI	0	0	0	0	0	0	0	0
33	DAMAN & DIU	0	0	0	0	0	0	0	0
34	DELHI	0	0	0	0	900000	0	0	900000
35	LAKSHADWEEP	0	0	0	0	0	0	0	0
36	PUDUCHERRY	0	0	0	0	0	0	0	0
	<b>TOTAL U.T.s</b>	<b>0</b>	<b>0</b>	<b>0</b>	<b>0</b>	<b>900000</b>	<b>0</b>	<b>0</b>	<b>900000</b>
	<b>TOTAL (STATES &amp; Uts)</b>	<b>970500</b>	<b>0</b>	<b>0</b>	<b>248534</b>	<b>900000</b>	<b>0</b>	<b>0</b>	<b>2119034</b>

**STATEMENT NO. 12 BUDGETED EXPENDITURE ON EDUCATION OF THE EDUCATION DEPARTMENTS ACCORDING TO HEADS OF CHARGES (REVENUE ACCOUNT) FOR 2016-17 (Revised Estimate)**

( RUPEES IN THOUSAND )

Sl.No.	STATE / UNION TERRITORY	ELEMENTARY TOTAL	EDUCATION % AGE	SECONDARY TOTAL	EDUCATION % AGE	ADULT TOTAL	EDUCATION % AGE	UNIV. & HIGHER TOTAL	EDUCATION % AGE
1	ANDHRA PRADESH	82426362	45.71	64350050	35.69	286627	0.16	22519436	12.49
2	ARUNACHAL PRADESH	5287455	62.01	2073777	24.32	200555	2.35	797107	9.35
3	ASSAM	62541545	51.45	35046888	28.83	355783	0.29	18956452	15.59
4	BIHAR	56088295	43.00	34460678	26.42	1326011	1.02	31720161	24.32
5	CHHATTISGARH	49758510	49.01	41048290	40.43	225000	0.22	7698343	7.58
6	GOA	3071843	21.89	7643633	54.48	18235	0.13	2116808	15.09
7	GUJRAT	107562012	60.02	46672581	26.04	253930	0.14	16928567	9.45
8	HARYANA	59767420	55.13	31170944	28.75	85350	0.08	13717603	12.65
9	HIMACHAL PRADESH	26098187	52.96	18372679	37.28	2230	0.00	3793204	7.70
10	JAMMU & KASHMIR	19871750	41.74	20090417	42.20	0	0.00	6521320	13.70
11	JHARKHAND	46733230	62.96	12214942	16.46	0	0.00	11553080	15.56
12	KARNATAKA	107020560	51.89	54309663	26.33	260600	0.13	33882249	16.43
13	KERALA	60963032	39.44	59618723	38.57	146500	0.09	24528969	15.87
14	MADHYA PRADESH	121301591	60.04	57270053	28.35	0	0.00	18662674	9.24
15	MAHARASHTRA	224861394	51.95	169525624	39.17	737722	0.17	9890327	2.29
16	MANIPUR	3931887	41.88	2840717	30.26	77329	0.82	1883084	20.06
17	MEHGLAYA	7390279	57.76	1188726	9.29	71415	0.56	3315711	25.92
18	MIZORAM	4419308	44.61	2777934	28.04	37307	0.38	1716762	17.33
19	NAGALAND	5526947	49.51	4595097	41.16	1709	0.02	885222	7.93
20	ORISSA	47270970	44.83	37124281	35.20	0	0.00	18719122	17.75
21	PUNJAB	55483021	47.50	50660418	43.37	3200	0.00	7896342	6.76
22	RAJASTHAN	110413783	43.61	125533977	49.58	264273	0.10	12077613	4.77
23	SIKKIM	3059941	41.13	3773651	50.72	832	0.01	230824	3.10
24	TAMIL NADU	128656030	44.89	113337286	39.55	112889	0.04	23593592	8.23
25	TELANGANA	32320474	36.89	37187121	42.45	184684	0.21	13410909	15.31
26	TRIPURA	6827795	39.10	8827754	50.55	422557	2.42	867774	4.97
27	UTTARAKHAND	18995401	41.11	23030792	49.84	0	0.00	2710904	5.87
28	UTTAR PRADESH	274964044	76.09	62222757	17.22	667764	0.18	17801910	4.93
29	WEST BENGAL	64688832	26.88	122755135	51.01	267112	0.11	43358224	18.02
<b>TOTAL STATES</b>		<b>1797301898</b>	<b>50.25</b>	<b>1249724588</b>	<b>34.94</b>	<b>6009614</b>	<b>0.17</b>	<b>371754293</b>	<b>10.39</b>
30	A. & N. ISLAND	2690400	54.30	1649093	33.28	13100	0.26	314093	6.34
31	CHANDIGARH	2505000	40.25	1478155	23.75	13000	0.21	1529424	24.57
32	DADRA NAGAR HAVELI	1025300	58.87	411980	23.65	1000	0.06	170000	9.76
33	DAMAN & DIU	382900	31.23	514800	41.99	1800	0.15	88100	7.19
34	DELHI	16279893	20.98	53763406	69.27	1672800	2.16	2911400	3.75
35	LAKSHADWEEP	730890	58.26	405000	32.28	0	0.00	110000	8.77
36	PUDUCHEERY	2384350	34.17	2534943	36.33	6804	0.10	1203618	17.25
<b>TOTAL U.T.</b>		<b>25998733</b>	<b>26.00</b>	<b>60757377</b>	<b>60.76</b>	<b>1708504</b>	<b>1.71</b>	<b>6326635</b>	<b>6.33</b>
<b>TOTAL (STATE &amp; UTs)</b>		<b>1823300631</b>	<b>49.59</b>	<b>1310481965</b>	<b>35.64</b>	<b>7718118</b>	<b>0.21</b>	<b>378080928</b>	<b>10.28</b>
<b>CENTRE TOTAL</b>		<b>328266500</b>	<b>44.81</b>	<b>106057000</b>	<b>14.48</b>	<b>1682200</b>	<b>0.23</b>	<b>168825400</b>	<b>23.05</b>
<b>GRAND TOTAL</b>		<b>2151567131</b>	<b>48.80</b>	<b>1416538965</b>	<b>32.13</b>	<b>9400318</b>	<b>0.21</b>	<b>546906328</b>	<b>12.40</b>

**STATEMENT NO. 12 BUDGETED EXPENDITURE ON EDUCATION OF THE EDUCATION DEPARTMENTS ACCORDING TO HEADS OF CHARGES  
(REVENUE ACCOUNT) FOR 2016-17 (Revised Estimate)**

( RUPEES IN THOUSAND )

Sl.No.	STATE / UNION TERRITORY	TECHNICAL TOTAL	EDUCATION % AGE	GENERAL TOTAL	EDUCATION % AGE	LANGUAGE TOTAL	EDUCATION % AGE	T O T A L
1	ANDHRA PRADESH	8134504	4.51	2095492	1.16	497837	0.28	180310308
2	ARUNACHAL PRADESH	122115	1.43	45382	0.53	0	0.00	8526391
3	ASSAM	1977745	1.63	501903	0.41	2176822	1.79	121557138
4	BIHAR	1233336	0.95	1045342	0.80	4555000	3.49	130428823
5	CHHATTISGARH	2620208	2.58	140539	0.14	33209	0.03	101524099
6	GOA	1045929	7.45	101254	0.72	32770	0.23	14030472
7	GUJRAT	6092477	3.40	1589514	0.89	107873	0.06	179206954
8	HARYANA	3665200	3.38	0	0.00	0	0.00	108406517
9	HIMACHAL PRADESH	754274	1.53	147067	0.30	113531	0.23	49281172
10	JAMMU & KASHMIR	1094266	2.30	34830	0.07	0	0.00	47612583
11	JHARKHAND	3232755	4.36	0	0.00	492501	0.66	74226508
12	KARNATAKA	7802100	3.78	2607640	1.26	365800	0.18	206248612
13	KERALA	8538918	5.52	597263	0.39	159412	0.10	154552817
14	MADHYA PRADESH	3261328	1.61	1414397	0.70	121362	0.06	202031405
15	MAHARASHTRA	25318005	5.85	2481318	0.57	1313	0.00	432815703
16	MANIPUR	474773	5.06	172293	1.84	8469	0.09	9388552
17	MEHGLAYA	262890	2.05	564550	4.41	350	0.00	12793921
18	MIZORAM	112140	1.13	176338	1.78	667754	6.74	9907543
19	NAGALAND	155054	1.39	0	0.00	1	0.00	11164030
20	ORISSA	1620373	1.54	111640	0.11	609162	0.58	105455548
21	PUNJAB	2264414	1.94	324902	0.28	171943	0.15	116804240
22	RAJASTHAN	1965040	0.78	781755	0.31	2164777	0.85	253201218
23	SIKKIM	10643	0.14	364447	4.90	0	0.00	7440338
24	TAMIL NADU	10135385	3.54	10412916	3.63	324190	0.11	286572288
25	TELANGANA	3853674	4.40	611742	0.70	41412	0.05	87610016
26	TRIPURA	174079	1.00	226438	1.30	117427	0.67	17463824
27	UTTARAKHAND	1114109	2.41	161664	0.35	192009	0.42	46204879
28	UTTAR PRADESH	3052171	0.84	1043386	0.29	1602985	0.44	361355017
29	WEST BENGAL	5161107	2.14	3760347	1.56	647171	0.27	240637928
<b>TOTAL STATES</b>		<b>105249012</b>	<b>2.94</b>	<b>31514359</b>	<b>0.88</b>	<b>15205080</b>	<b>0.43</b>	<b>3576758844</b>
30	A. & N. ISLAND	177100	3.57	100145	2.02	10869	0.22	4954800
31	CHANDIGARH	620650	9.97	57146	0.92	20875	0.34	6224250
32	DADRA NAGAR HAVELI	46100	2.65	87320	5.01	0	0.00	1741700
33	DAMAN & DIU	101800	8.30	136500	11.13	0	0.00	1225900
34	DELHI	1514468	1.95	1468700	1.89	0	0.00	77610667
35	LAKSHADWEEP	0	0.00	8710	0.69	0	0.00	1254600
36	PUDUCHEERY	719642	10.31	119683	1.72	8252	0.12	6977292
<b>TOTAL U.T.</b>		<b>3179760</b>	<b>3.18</b>	<b>1978204</b>	<b>1.98</b>	<b>39996</b>	<b>0.04</b>	<b>99989209</b>
<b>TOTAL (STATE &amp; UTs)</b>		<b>108428772</b>	<b>2.95</b>	<b>33492563</b>	<b>0.91</b>	<b>15245076</b>	<b>0.41</b>	<b>3676748053</b>
<b>CENTRE TOTAL</b>		<b>121128300</b>	<b>16.54</b>	<b>2225000</b>	<b>0.30</b>	<b>4339200</b>	<b>0.59</b>	<b>732523600</b>
<b>GRAND TOTAL</b>		<b>229557072</b>	<b>5.21</b>	<b>35717563</b>	<b>0.81</b>	<b>19584276</b>	<b>0.44</b>	<b>4409271653</b>



**STATEMENT NO. 12a BUDGETED EXPENDITURE ON EDUCATION OF THE EDUCATION DEPARTMENTS ACCORDING TO (CAPITAL ACCOUNT) FOR  
2016-17 (Revised Estimate)**

( RUPEES IN THOUSAND )

Sl. No.	STATE / UNION TERRITORY	ELEMENTARY TOTAL	SECONDARY TOTAL	ADULT TOTAL	UNIV. & HIGHER TOTAL	TECHNICAL TOTAL	GENERAL TOTAL	LANGUAGE TOTAL	TOTAL
1	ANDHRA PRADESH	102105	295500	0	809642	0	303590	0	1510837
2	ARUNACHAL PRADESH	47293	216564	0	0	423912	0	0	687769
3	ASSAM	0	0	0	0	0	0	0	0
4	BIHAR	0	579092	0	10101	8655240	10000	0	9254433
5	CHHATTISGARH	1456530	3925814	0	1190700	1670114	0	100	8243258
6	GOA	60002	125002	0	0	407060	0	0	592064
7	GUJARAT	5762320	1418320	0	0	1150713	1142652	0	9474005
8	HARYANA	0	250000	0	1125000	420000	0	0	1795000
9	HIMACHAL PRADESH	193857	569476	0	538370	778100	9500	0	2089303
10	JAMMU & KASHMIR	1874350	486245	61953	1311800	283056	500000	0	4517404
11	JHARKHAND	250000	45000	0	0	1301500	15000	0	1611500
12	KARNATAKA	100000	3572800	3496600	0	2152900	477900	0	9800200
13	KERALA	67398	1349346	0	412842	1368231	346501	0	3544318
14	MADHAYA PRADESH	1090932	3104565	0	1397002	1275991	0	0	6868490
15	MAHARASHTRA	0	887787	0	127001	569098	0	0	1583886
16	MANIPUR	6500	78305	0	35891	20000	28902	0	169598
17	MEGHALAYA	20000	30000	0	0	1000	0	0	51000
18	MIZORAM	490	9847	0	103760	0	0	0	114097
19	NAGALAND	20000	133037	0	52863	10000	0	0	215900
20	ODISAH	50001	204660	0	700000	0	260249	0	1214910
21	PUNJAB	462682	620277	0	209035	165967	793567	0	2251528
22	RAJASTHAN	3903	399474	249937	297294	0	0	160330	1110938
23	SIKKIM	23913	117921	0	267580	0	0	0	409414
24	TAMIL NADU	75960	1092235	0	8050756	1060506	0	0	10279457
25	TELANGANA	268340	480000	0	819550	247200	154400	0	1969490
26	TRIPURA	12724	358967	0	124965	282983	69278	0	848917
26	UTTARKHAND	217993	365226	0	220423	172296	0	5000	980938
28	UTTAR PRADESH	6505798	4022810	0	4966291	1256422	2255878	0	19007199
29	WEST BENGAL	1305000	860000	1899978	385736	222170	1120000	9000	5801884
	<b>TOTAL STATES</b>	<b>19978091</b>	<b>25598270</b>	<b>5708468</b>	<b>23156602</b>	<b>23894459</b>	<b>7487417</b>	<b>174430</b>	<b>105997737</b>
30	A & N ISLAND	125000	157500	0	140500	90000	15000	0	528000
31	CHANDIGARH	8500	335200	0	231100	33000	90200	0	698000
32	DADRA NAGAR HAVELI	0	102500	0	0	70600	0	0	173100
33	DAMAN & DIU	0	0	0	0	10000	300000	0	310000
34	DELHI	850000	9160000	0	909600	205000	3539600	0	14664200
35	LAKSHADWEEP	0	180000	0	10000	0	0	0	190000
36	PUDUCHERRY	13795	35326	0	17134	0	0	0	66255
	<b>TOTAL U.T.s</b>	<b>997295</b>	<b>9970526</b>	<b>0</b>	<b>1308334</b>	<b>408600</b>	<b>3944800</b>	<b>0</b>	<b>16629555</b>
	<b>TOTAL (STATES &amp; Uts)</b>	<b>20975386</b>	<b>35568796</b>	<b>5708468</b>	<b>24464936</b>	<b>24303059</b>	<b>11432217</b>	<b>174430</b>	<b>122627292</b>

**STATEMENT NO. 12b BUDGETED EXPENDITURE ON EDUCATION OF THE EDUCATION DEPARTMENTS ACCORDING TO (CAPITAL ACCOUNT) FOR  
2016-17 (Revised Estimate)**

( RUPEES IN THOUSAND )

Sl.N o.	STATE / UNION TERRITORY	ELEMENTARY TOTAL	SECONDARY TOTAL	ADULT TOTAL	UNIV. & HIGHER TOTAL	TECHNICAL TOTAL	GENERAL TOTAL	LANGUAGE TOTAL	T O T A L
1	ANDHRA PRADESH	0	0	0	0	0	0	0	0
2	ARUNACHAL PRADESH	0	0	0	0	0	0	0	0
3	ASSAM	0	0	0	0	0	0	0	0
4	BIHAR	0	0	0	0	0	0	0	0
5	CHHATTISGARH	0	0	0	0	0	0	0	0
6	GOA	0	0	0	0	0	0	0	0
7	GUJARAT	0	0	0	0	0	0	0	0
8	HARYANA	0	0	0	0	0	0	0	0
9	HIMACHAL PRADESH	0	0	0	10002	0	0	0	10002
10	JAMMU & KASHMIR	0	0	0	0	0	0	0	0
11	JHARKHAND	0	0	0	0	0	0	0	0
12	KARNATAKA	0	0	0	0	0	0	0	0
13	KERALA	0	0	0	0	0	0	0	0
14	MADHAYA PRADESH	0	0	0	358000	0	0	0	358000
15	MAHARASHTRA	0	0	0	0	0	0	0	0
16	MANIPUR	0	0	0	0	0	0	0	0
17	MEGHALAYA	0	0	0	0	0	0	0	0
18	MIZORAM	0	0	0	0	0	0	0	0
19	NAGALAND	0	0	0	0	0	0	0	0
20	ODISAH	0	0	0	150000	0	0	0	150000
21	PUNJAB	0	0	0	0	0	0	0	0
22	RAJASTHAN	0	0	0	0	0	0	0	0
23	SIKKIM	0	0	0	20000	0	0	0	20000
24	TAMIL NADU	0	0	0	0	0	0	0	0
25	TELANGANA	0	0	0	0	0	0	0	0
26	TRIPURA	0	0	0	0	0	0	0	0
26	UTTARKHAND	0	0	0	0	0	0	0	0
28	UTTAR PRADESH	0	0	0	0	0	0	0	0
29	WEST BENGAL	0	0	0	0	0	0	0	0
	<b>TOTAL STATES</b>	<b>0</b>	<b>0</b>	<b>0</b>	<b>538002</b>	<b>0</b>	<b>0</b>	<b>0</b>	<b>538002</b>
30	A & N ISLAND	0	0	0	0	0	0	0	0
31	CHANDIGARH	0	0	0	0	0	0	0	0
32	DADRA NAGAR HAVELI	0	0	0	0	0	0	0	0
33	DAMAN & DIU	0	0	0	0	0	0	0	0
34	DELHI	0	0	0	0	1000000	0	0	1000000
35	LAKSHADWEEP	0	0	0	0	0	0	0	0
36	PUDUCHERRY	0	0	0	0	0	0	0	0
	<b>TOTAL U.T.s</b>	<b>0</b>	<b>0</b>	<b>0</b>	<b>0</b>	<b>1000000</b>	<b>0</b>	<b>0</b>	<b>1000000</b>
	<b>TOTAL (STATES &amp; Uts)</b>	<b>0</b>	<b>0</b>	<b>0</b>	<b>538002</b>	<b>1000000</b>	<b>0</b>	<b>0</b>	<b>1538002</b>

**STATEMENT NO. 13 BUDGETED EXPENDITURE ON EDUCATION OF THE EDUCATION DEPARTMENTS ACCORDING TO HEADS OF CHARGES (REVENUE ACCOUNT) FOR 2017-18 (Budget Estimate)**

( RUPEES IN THOUSAND )

Sl.No.	STATE / UNION TERRITORY	ELEMENTARY TOTAL	EDUCATION % AGE	SECONDARY TOTAL	EDUCATION % AGE	ADULT TOTAL	EDUCATION % AGE	UNIV. & HIGHER TOTAL	EDUCATION % AGE
1	ANDHRA PRADESH	93131999	46.11	73754758	36.52	136516	0.07	23654962	11.71
2	ARUNACHAL PRADESH	2172924	25.43	3884460	45.47	202725	2.37	2047295	23.96
3	ASSAM	61736444	49.78	39281108	31.67	396725	0.32	18521710	14.93
4	BIHAR	51998982	42.89	28908366	23.85	1646910	1.36	32108348	26.49
5	CHHATTISGARH	66726094	55.88	42367308	35.48	248300	0.21	7583410	6.35
6	GOA	2012865	15.05	7943716	59.37	19470	0.15	2273975	17.00
7	GUJRAT	112626400	58.95	50276913	26.31	28587	0.01	16883925	8.84
8	HARYANA	73136416	57.48	35025724	27.53	85600	0.07	14890900	11.70
9	HIMACHAL PRADESH	27522035	53.17	19088135	36.87	410	0.00	4090873	7.90
10	JAMMU & KASHMIR	20309495	39.42	21849370	42.41	0	0.00	7798220	15.14
11	JHARKHAND	53937606	62.94	13163983	15.36	0	0.00	12372465	14.44
12	KARNATAKA	115896400	54.39	56824600	26.67	129900	0.06	28665400	13.45
13	KERALA	66406034	36.92	69813148	38.82	201500	0.11	31941557	17.76
14	MADHYA PRADESH	127497387	56.55	69164391	30.68	0	0.00	18276309	8.11
15	MAHARASHTRA	262408144	44.55	205247776	34.84	516576	0.09	81385175	13.82
16	MANIPUR	4627571	56.68	659303	8.07	101494	1.24	2300275	28.17
17	MEHGLAYA	9887712	67.88	1573016	10.80	74140	0.51	2131975	14.64
18	MIZORAM	4255611	48.14	2257004	25.53	37974	0.43	1353003	15.31
19	NAGALAND	5819097	49.08	4943751	41.70	21	0.00	911252	7.69
20	ORISSA	57702792	49.68	37910177	32.64	0	0.00	17619452	15.17
21	PUNJAB	59755226	48.12	55048776	44.33	3500	0.00	7080456	5.70
22	RAJASTHAN	79859597	34.98	131333320	57.53	295555	0.13	12258291	5.37
23	SIKKIM	3388567	42.45	3706758	46.44	1000	0.01	455979	5.71
24	TAMIL NADU	150242935	46.13	126131543	38.72	154364	0.05	24765838	7.60
25	TELANGANA	40455474	38.21	40879629	38.61	203649	0.19	19624205	18.54
26	TRIPURA	6839001	37.38	9797464	53.55	30000	0.16	1109952	6.07
27	UTTARAKHAND	24539356	43.08	26790711	47.03	0	0.00	3344903	5.87
28	UTTAR PRADESH	440526860	77.72	91276269	16.10	909492	0.16	26428296	4.66
29	WEST BENGAL	82307060	31.33	121474789	46.25	201822	0.08	49550474	18.86
<b>TOTAL STATES</b>		<b>2107726084</b>	<b>50.67</b>	<b>1390376266</b>	<b>33.43</b>	<b>5626230</b>	<b>0.14</b>	<b>471428875</b>	<b>11.33</b>
30	A, & N, ISLAND	2867700	54.00	1761425	33.17	14200	0.27	369640	6.96
31	CHANDIGARH	2359300	35.10	1766255	26.28	17400	0.26	1682324	25.03
32	DADRA NAGAR HAVELI	981700	59.53	430300	26.09	1400	0.08	110000	6.67
33	DAMAN & DIU	359200	28.17	521100	40.87	1800	0.14	94300	7.40
34	DELHI	21095983	22.10	65364427	68.48	1000	0.00	3975000	4.16
35	LAKSHADWEEP	760000	55.30	464000	33.76	0	0.00	140900	10.25
36	PUDUCHEERY	2469758	32.95	2575778	34.37	6894	0.09	1331943	17.77
<b>TOTAL U.T.</b>		<b>30893641</b>	<b>25.90</b>	<b>72883285</b>	<b>61.11</b>	<b>42694</b>	<b>0.04</b>	<b>7704107</b>	<b>6.46</b>
<b>TOTAL (STATE &amp; UTs)</b>		<b>2138619725</b>	<b>49.98</b>	<b>1463259551</b>	<b>34.20</b>	<b>5668924</b>	<b>0.13</b>	<b>479132982</b>	<b>11.20</b>
<b>CENTRE TOTAL</b>		<b>342285300</b>	<b>41.99</b>	<b>118591400</b>	<b>14.55</b>	<b>3685800</b>	<b>0.45</b>	<b>170457800</b>	<b>20.91</b>
<b>GRAND TOTAL</b>		<b>2480905025</b>	<b>48.70</b>	<b>1581850951</b>	<b>31.05</b>	<b>9354724</b>	<b>0.18</b>	<b>649590782</b>	<b>12.75</b>

**STATEMENT NO. 13 BUDGETED EXPENDITURE ON EDUCATION OF THE EDUCATION DEPARTMENTS ACCORDING TO HEADS OF CHARGES  
(REVENUE ACCOUNT) FOR 2017-18 (Budget Estimate)**

( RUPEES IN THOUSAND )

Sl.No.	STATE / UNION TERRITORY	TECHNICAL TOTAL	EDUCATION % AGE	GENERAL TOTAL	EDUCATION % AGE	LANGUAGE TOTAL	EDUCATION % AGE	T O T A L
1	ANDHRA PRADESH	7163544	3.55	3661587	1.81	464272	0.23	201967638
2	ARUNACHAL PRADESH	155143	1.82	80948	0.95	0	0.00	8543495
3	ASSAM	1538494	1.24	424030	0.34	2129344	1.72	124027855
4	BIHAR	1516234	1.25	995296	0.82	4054981	3.34	121229117
5	CHHATTISGARH	2282865	1.91	161678	0.14	37316	0.03	119406971
6	GOA	966139	7.22	93426	0.70	69352	0.52	13378943
7	GUJRAT	9051092	4.74	2063348	1.08	138071	0.07	191068336
8	HARYANA	4098400	3.22	0	0.00	0	0.00	127237040
9	HIMACHAL PRADESH	845006	1.63	125938	0.24	94119	0.18	51766516
10	JAMMU & KASHMIR	1518917	2.95	44830	0.09	0	0.00	51520832
11	JHARKHAND	5664471	6.61	0	0.00	558789	0.65	85697314
12	KARNATAKA	8101100	3.80	3110400	1.46	368300	0.17	213096100
13	KERALA	10607471	5.90	707491	0.39	178558	0.10	179855759
14	MADHYA PRADESH	8787666	3.90	1576176	0.70	142308	0.06	225444237
15	MAHARASHTRA	37738280	6.41	1765977	0.30	1315	0.00	589063243
16	MANIPUR	163537	2.00	292979	3.59	19605	0.24	8164764
17	MEHGLAYA	150242	1.03	748543	5.14	300	0.00	14565928
18	MIZORAM	106737	1.21	158332	1.79	670965	7.59	8839626
19	NAGALAND	156949	1.32	0	0.00	24979	0.21	11856049
20	ORISSA	2088910	1.80	64422	0.06	751565	0.65	116137318
21	PUNJAB	1692056	1.36	344787	0.28	244867	0.20	124169668
22	RAJASTHAN	1731180	0.76	426337	0.19	2383602	1.04	228287882
23	SIKKIM	14875	0.19	415500	5.21	0	0.00	7982679
24	TAMIL NADU	10210822	3.13	12990320	3.99	1218756	0.37	325714578
25	TELANGANA	3970119	3.75	692255	0.65	42512	0.04	105867843
26	TRIPURA	197710	1.08	217666	1.19	103517	0.57	18295310
27	UTTARAKHAND	1392631	2.44	656835	1.15	239700	0.42	56964136
28	UTTAR PRADESH	3863127	0.68	1200586	0.21	2611910	0.46	566816540
29	WEST BENGAL	5666475	2.16	2758481	1.05	716665	0.27	262675766
<b>TOTAL STATES</b>		<b>131440192</b>	<b>3.16</b>	<b>35778168</b>	<b>0.86</b>	<b>17265668</b>	<b>0.42</b>	<b>4159641483</b>
30	A. & N. ISLAND	185800	3.50	99985	1.88	12050	0.23	5310800
31	CHANDIGARH	808500	12.03	62146	0.92	25575	0.38	6721500
32	DADRA NAGAR HAVELI	50600	3.07	75100	4.55	0	0.00	1649100
33	DAMAN & DIU	110500	8.67	188200	14.76	0	0.00	1275100
34	DELHI	4322869	4.53	686930	0.72	0	0.00	95446209
35	LAKSHADWEEP	0	0.00	9400	0.68	0	0.00	1374300
36	PUDUCHEERY	927024	12.37	175507	2.34	7843	0.10	7494747
<b>TOTAL U.T.</b>		<b>6405293</b>	<b>5.37</b>	<b>1297268</b>	<b>1.09</b>	<b>45468</b>	<b>0.04</b>	<b>119271756</b>
<b>TOTAL (STATE &amp; UTs)</b>		<b>137845485</b>	<b>3.22</b>	<b>37075436</b>	<b>0.87</b>	<b>17311136</b>	<b>0.40</b>	<b>4278913239</b>
<b>CENTRE TOTAL</b>		<b>155564900</b>	<b>19.08</b>	<b>2733000</b>	<b>0.34</b>	<b>21852436</b>	<b>2.68</b>	<b>815170636</b>
<b>GRAND TOTAL</b>		<b>293410385</b>	<b>5.76</b>	<b>39808436</b>	<b>0.78</b>	<b>39163572</b>	<b>0.77</b>	<b>5094083875</b>

**STATEMENT NO. 13a BUDGETED EXPENDITURE ON EDUCATION OF THE EDUCATION DEPARTMENTS ACCORDING TO (CAPITAL ACCOUNT) FOR  
2017-18 (Budget Estimate)**

( RUPEES IN THOUSAND )

Sl. No.	STATE / UNION TERRITORY	ELEMENTARY TOTAL	SECONDARY TOTAL	ADULT TOTAL	UNIV. & HIGHER TOTAL	TECHNICAL TOTAL	GENERAL TOTAL	LANGUAGE TOTAL	T O T A L
1	ANDHRA PRADESH	128700	961623	0	2931447	368670	280000	56350	4726790
2	ARUNACHAL PRADESH	25133	152842	0	0	502460	0	0	680435
3	ASSAM	200000	470000	0	30000	696259	250000	0	1646259
4	BIHAR	0	1050000	0	30001	7657500	10000	0	8747501
5	CHHATTISGARH	804340	5428314	0	1311250	1396450	0	100	8940454
6	GOA	100002	370028	0	0	559949	0	0	1029979
7	GUJARAT	4127634	1604011	0	0	2209858	1243558	0	9185061
8	HARYANA	250000	1300000	0	3000000	500000	0	0	5050000
9	HIMACHAL PRADESH	182500	417500	0	397000	890100	107500	0	1994600
10	JAMMU & KASHMIR	2666193	652500	55704	2021123	340000	0	0	5735520
11	JHARKHAND	250000	85000	0	0	3560000	145000	0	4040000
12	KARNATAKA	250000	3500000	3722900	0	2490400	900000	0	10863300
13	KERALA	42000	1010000	0	265000	941000	394000	0	2652000
14	MADHAYA PRADESH	2757028	3105400	0	3802002	1922328	0	0	11586758
15	MAHARASHTRA	0	839001	0	163436	777500	0	30000	1809937
16	MANIPUR	118952	0	0	12000	14000	87153	0	232105
17	MEGHALAYA	13000	49000	0	0	113000	0	0	175000
18	MIZORAM	180600	0	0	0	0	0	0	180600
19	NAGALAND	25000	25000	0	42000	10000	0	0	102000
20	ODISAH	50004	646065	0	700000	1750000	150000	0	3296069
21	PUNJAB	420800	1543269	0	428489	407640	1194286	0	3994484
22	RAJASTHAN	84002	938325	172235	896128	0	0	1222047	3312737
23	SIKKIM	20479	108707	0	78051	58250	0	0	265487
24	TAMIL NADU	5601	594011	0	4250677	1308707	0	0	6158996
25	TELANGANA	483553	287229	0	542533	299146	0	0	1612461
26	TRIPURA	800	106500	0	45585	4015	41902	0	198802
26	UTTARKHAND	129005	251906	0	207003	203007	5000	10000	805921
28	UTTAR PRADESH	1562482	2765792	0	2139624	2602050	1662191	0	10732139
29	WEST BENGAL	1935000	860000	2154490	585863	111551	1000000	0	6646904
	<b>TOTAL STATES</b>	<b>16812808</b>	<b>29122023</b>	<b>6105329</b>	<b>23879212</b>	<b>31693840</b>	<b>7470590</b>	<b>1318497</b>	<b>116402299</b>
30	A & N ISLAND	120000	150000	0	100000	70000	15000	0	455000
31	CHANDIGARH	7900	519900	0	51100	78500	100000	0	757400
32	DADRA NAGAR HAVELI	0	100000	0	0	90000	0	0	190000
33	DAMAN & DIU	0	0	0	0	8500	348500	0	357000
34	DELHI	1040000	5000000	0	690000	565000	3643500	0	10938500
35	LAKSHADWEEP	0	150000	0	10000	0	0	0	160000
36	PUDUCHERRY	13000	69650	0	21500	0	0	0	104150
	<b>TOTAL U.T.s</b>	<b>1180900</b>	<b>5989550</b>	<b>0</b>	<b>872600</b>	<b>812000</b>	<b>4107000</b>	<b>0</b>	<b>12962050</b>
	<b>TOTAL (STATES &amp; Uts)</b>	<b>17993708</b>	<b>35111573</b>	<b>6105329</b>	<b>24751812</b>	<b>32505840</b>	<b>11577590</b>	<b>1318497</b>	<b>129364349</b>

**STATEMENT NO. 13b BUDGETED EXPENDITURE ON EDUCATION OF THE EDUCATION DEPARTMENTS ACCORDING TO (LOAN & ADVANCES) FOR  
2017-18 (Budget Estimate)**

( RUPEES IN THOUSAND )

Sl. N o.	STATE / UNION TERRITORY	ELEMENTARY TOTAL	SECONDARY TOTAL	ADULT TOTAL	UNIV. & HIGHER TOTAL	TECHNICAL TOTAL	GENERAL TOTAL	LANGUAGE TOTAL	T O T A L
1	ANDHRA PRADESH	0	0	0	0	0	0	0	0
2	ARUNACHAL PRADESH	0	0	0	0	0	0	0	0
3	ASSAM	0	0	0	0	0	0	0	0
4	BIHAR	0	0	0	0	0	0	0	0
5	CHHATTISGARH	0	0	0	0	0	0	0	0
6	GOA	0	0	0	0	0	0	0	0
7	GUJARAT	0	0	0	0	0	0	0	0
8	HARYANA	0	0	0	0	0	0	0	0
9	HIMACHAL PRADESH	0	0	0	2	0	0	0	2
10	JAMMU & KASHMIR	0	0	0	0	0	0	0	0
11	JHARKHAND	0	0	0	0	0	0	0	0
12	KARNATAKA	0	0	0	0	0	0	0	0
13	KERALA	0	0	0	0	0	0	0	0
14	MADHAYA PRADESH	0	0	0	400000	0	0	0	400000
15	MAHARASHTRA	0	0	0	0	0	0	0	0
16	MANIPUR	0	0	0	0	0	0	0	0
17	MEGHALAYA	0	0	0	0	0	0	0	0
18	MIZORAM	0	0	0	0	0	0	0	0
19	NAGALAND	0	0	0	0	0	0	0	0
20	ODISAH	0	0	0	1	0	0	0	1
21	PUNJAB	0	0	0	0	0	0	0	0
22	RAJASTHAN	0	0	0	0	0	0	0	0
23	SIKKIM	0	0	0	0	0	0	0	0
24	TAMIL NADU	0	0	0	0	0	0	0	0
25	TELANGANA	0	0	0	0	0	0	0	0
26	TRIPURA	0	0	0	0	0	0	0	0
26	UTTARKHAND	0	0	0	0	0	0	0	0
28	UTTAR PRADESH	0	0	0	0	0	0	0	0
29	WEST BENGAL	0	0	0	0	0	0	0	0
	<b>TOTAL STATES</b>	<b>0</b>	<b>0</b>	<b>0</b>	<b>400003</b>	<b>0</b>	<b>0</b>	<b>0</b>	<b>400003</b>
30	A & N ISLAND	0	0	0	0	0	0	0	0
31	CHANDIGARH	0	0	0	0	0	0	0	0
32	DADRA NAGAR HAVELI	0	0	0	0	0	0	0	0
33	DAMAN & DIU	0	0	0	0	0	0	0	0
34	DELHI	0	0	0	0	600000	0	0	600000
35	LAKSHADWEEP	0	0	0	0	0	0	0	0
36	PUDUCHERRY	0	0	0	0	0	0	0	0
	<b>TOTAL U.T.s</b>	<b>0</b>	<b>0</b>	<b>0</b>	<b>0</b>	<b>600000</b>	<b>0</b>	<b>0</b>	<b>600000</b>
	<b>TOTAL (STATES &amp; Uts)</b>	<b>0</b>	<b>0</b>	<b>0</b>	<b>400003</b>	<b>600000</b>	<b>0</b>	<b>0</b>	<b>1000003</b>

STATEMENT NO.14. SECTOR-WISE EXPENDITURE ON EDUCATION BY EDUCATION DEPARTMENT STATES/  
UTs AND CENTRE FOR 2015-16(ACTUAL) REVENUE ACCOUNT

(RUPEES IN THOUSANDS)

SL.NO.	SECTOR	EXPENDITURE ON EDUCATION			% TO TOTAL EXPENDITURE
		STATES/UTs	CENTRE	TOTAL	
1	ELEMENTARY EDUCATION	1605066340	316009200	1921075540	49.62
2	SECONDARY EDUCATION	1105736905	97583800	1203320705	31.08
3	ADULT EDUCATION	7227819	4450600	11678419	0.30
4	UNIVERSITY/DL/SCHOLARSHIP	340496899	149731600	490228499	12.66
5	TECHNICAL EDUCATION	88377572	99698900	188076472	4.86
6	LANGUAGE DEVELOPMENT	12768266	3767100	16535366	0.43
7	GENERAL EDUCATION	38413234	2225000	40638234	1.05
	TOTAL	3198087035	673466200	3871553235	100.00

STATEMENT NO.15. SECTOR-WISE EXPENDITURE ON EDUCATION BY EDUCATION DEPARTMENT STATES/  
UTs AND CENTRE FOR 2016-17(REVISED ESTIMATE) REVENUE ACCOUNT

(RUPEES IN THOUSANDS)

SL.NO.	SECTOR	EXPENDITURE ON EDUCATION			% TO TOTAL EXPENDITURE
		STATES/UTs	CENTRE	TOTAL	
1	ELEMENTARY EDUCATION	1823300631	328266500	2151567131	48.79
2	SECONDARY EDUCATION	1310481965	106057000	1416538965	32.12
3	ADULT EDUCATION	7718118	1682200	9400318	0.21
4	UNIVERSITY/DL/SCHOLARSHIP	378080928	168825400	546906328	12.40
5	TECHNICAL EDUCATION	108428772	121128300	229557072	5.21
6	LANGUAGE DEVELOPMENT	15245076	4339200	19584276	0.44
7	GENERAL EDUCATION	33492563	2739100	36231663	0.82
	TOTAL	3676748053	733037700	4409785753	100.00



STATEMENT NO.16. SECTOR-WISE EXPENDITURE ON EDUCATION BY EDUCATION DEPARTMENT  
STATES/ UTs AND CENTRE FOR 2017-18(BUDGET ESTIMATE) REVENUE ACCOUNT

(RUPEES IN THOUSANDS)

SL.NO.	SECTOR	EXPENDITURE ON EDUCATION			% TO TOTAL EXPENDITURE
		STATES/UTs	CENTRE	TOTAL	
1	ELEMENTARY EDUCATION	2138619725	342285300	2480905025	48.87
2	SECONDARY EDUCATION	1463259551	118591400	1581850951	31.16
3	ADULT EDUCATION	5668924	3685800	9354724	0.18
4	UNIVERSITY/DL/SCHOLARSHIP	479132982	170457800	649590782	12.80
5	TECHNICAL EDUCATION	137845485	155564900	293410385	5.78
6	LANGUAGE DEVELOPMENT	17311136	4541300	21852436	0.43
7	GENERAL EDUCATION	37075436	2733000	39808436	0.78
	TOTAL	4278913239	797859500	5076772739	100.00

STATEMENT NO. (17) : BUDGETED EXPENDITURE ON EDUCATION BY EDUCATION DEPARTMENT (CAPITAL ACCOUNT)  
FOR 2015-2016 (ACTUAL)

( RUPEES IN THOUSAND )

S.No.	STATE / UNION TERRITORY	CAPITAL EXP. ON EDU. OUT-SIDE REVENUE ACCOUNT	TOTAL CAPITAL EXP. OUT-SIDE REVENUE ACCOUNT	% AGE OF COL. (2) TO COL. (3)	LOANS FOR EDUCATION	TOTAL LOANS & ADVANCES	% AGE OF COL. (4) TO COL. (5)
		1	2	3	4	5	6
1	ANDHRA PRADESH	595000	141715200	0.42	0	6738000	0.00
2	ARUNACHAL PRADESH	969303	19932500	4.86	0	129800	0.00
3	ASSAM	0	26909200	0.00	0	2600900	0.00
4	BIHAR	1920961	239660200	0.80	0	6212300	0.00
5	CHHATTISGARH	10060464	79450100	12.66	0	1647300	0.00
6	GOA	576166	16222100	3.55	0	26900	0.00
7	GUJARAT	7435487	241694400	3.08	0	6751900	0.00
8	HARYANA	1814372	69083300	2.63	0	132503000	0.00
9	HIMACHAL PRADESH	2376814	28644900	8.30	0	4631700	0.00
10	JAMMU & KASHMIR	0	73309300	0.00	0	937900	0.00
11	JHARKHAND	880269	81585100	1.08	0	74800000	0.00
12	KARNATAKA	6798413	207130300	3.28	0	6564100	0.00
13	KERALA	3029766	75000400	4.04		8422500	0.00
14	MADHYA PRADESH	4279098	168354700	2.54	248000	31579100	0.79
15	MAHARASHTRA	994115	227931600	0.44	0	11146300	0.00
16	MANIPUR	146014	12378700	1.18	0	16000	0.00
17	MEGHALAYA	20000	11108900	0.18	0	1583500	0.00
18	MIZORAM	46557	7109700	0.65	0	71300	0.00
19	NAGALAND	229295	10592300	2.16	0	1900	0.00
20	ORISSA	841333	170904800	0.49	534	3365400	0.02
21	PUNJAB	2385476	30594200	7.80	0	59685900	0.00
22	RAJASTHAN	1145489	219852600	0.52	0	366022600	0.00
23	SIKKIM	76144	6339800	1.20	0	270300	0.00
24	TAMIL NADU	10332277	189945800	5.44	970500	23314300	4.16
25	TELANGANA	724860	135903900	0.53	0	52330300	0.00
26	TRIPURA	314079	31880300	0.99	0	218400	0.00
27	UTTARAKHAND	1306493	42173800	3.10	0	831400	0.00
28	UTTAR PRADESH	5082194	644227200	0.79	0	91179100	0.00
29	WEST BENGAL	5569097	124201800	4.48	0	8608100	0.00
	<b>TOTAL STATES</b>	<b>69949536</b>	<b>3333837100</b>	<b>2.10</b>	<b>1219034</b>	<b>902190200</b>	<b>0.14</b>
30	A. & N. ISLANDS	502636	7678010	6.55	0	14760	0.00
31	CHANDIGARH	570304	4033100	14.14	0	85100	0.00
32	DADRA & NAGAR HAVELI	106526	3593100	2.96	0	0	0.00
33	DAMAN & DIU	375304	3062000	12.26	0	0	0.00
34	DELHI	10230007	47234700	21.66	900000	26843200	3.35
35	LAKSHADWEEP	149856	1371800	10.92	0	0	0.00
36	PUNDUCHERRY	92446	4391300	2.11	0	13100	0.00
	<b>TOTAL UTs</b>	<b>12027079</b>	<b>71364010</b>	<b>16.85</b>	<b>900000</b>	<b>26956160</b>	<b>3.34</b>
	<b>TOTAL (STATES &amp; UTs)</b>	<b>81976615</b>	<b>3405201110</b>	<b>2.41</b>	<b>2119034</b>	<b>929146360</b>	<b>0.23</b>

**STATEMENT NO. (18) : BUDGETED EXPENDITURE ON EDUCATION BY EDUCATION DEPARTMENT**

**(CAPITAL ACCOUNT)**

**FOR 2016-2017 (REVISED ESTIMATE)**

**(RUPEES IN THOUSAND)**

S.No.	STATE / UNION TERRITORY	CAPITAL EXP. ON EDU. OUT-SIDE REVENUE ACCOUNT	TOTAL CAPITAL EXP. OUT-SIDE REVENUE ACCOUNT	% OF COL. (2) TO COL. (3)	LOANS FOR EDUCATION	TOTAL LOANS & ADVANCES	% AGE OF COL. (5) TO COL. (6)
	1	2	3	4	5	6	7
1	ANDHRA PRADESH	1510837	141783600	1.07	0	7249600	0.00
2	ARUNACHAL PRADESH	687769	24382400	2.82	0	206400	0.00
3	ASSAM	0	119361800	0.00	0	5751000	0.00
4	BIHAR	9254433	301195800	3.07	0	6546800	0.00
5	CHHATTISGARH	8243258	123125900	6.69	0	3368800	0.00
6	GOA	592064	30325000	1.95	0	95300	0.00
7	GUJARAT	9474005	237512700	3.99	0	5102500	0.00
8	HARYANA	1795000	70022500	2.56	0	45811400	0.00
9	HIMACHAL PRADESH	2089303	38236800	5.46	10002	5373800	0.19
10	JAMMU & KASHMIR	4517404	167539000	2.70	0	905500	0.00
11	JHARKHAND	1611500	110632800	1.46	0	16818100	0.00
12	KARNATAKA	9800200	247735300	3.96	0	6439700	0.00
13	KERALA	3544318	87484800	4.05	0	9928900	0.00
14	MADHYA PRADESH	6868490	267815300	2.56	358000	53324700	0.67
15	MAHARASHTRA	1583886	304096900	0.52	0	66491500	0.00
16	MANIPUR	169598	24199800	0.70	0	14500	0.00
17	MEGHALAYA	51000	13605300	0.37	0	487200	0.00
18	MIZORAM	114097	17740700	0.64	0	533400	0.00
19	NAGALAND	215900	12683000	1.70	0	4000	0.00
20	ORISSA	1214910	180208800	0.67	150000	15460600	0.97
21	PUNJAB	2251528	61174600	3.68	0	428708600	0.00
22	RAJASTHAN	1110938	185170500	0.60	0	130586800	0.00
23	SIKKIM	409414	11898300	3.44	20000	175500	11.40
24	TAMIL NADU	10279457	241925500	4.25	0	260404000	0.00
25	TELANGANA	1969490	215243000	0.92	0	6471100	0.00
26	TRIPURA	848917	42927300	1.98	0	280800	0.00
27	UTTARAKHAND	980938	44148300	2.22	0	767400	0.00
28	UTTAR PRADESH	19007199	721971600	2.63	0	76446900	0.00
29	WEST BENGAL	5801884	152192600	3.81	0	14294300	0.00
	<b>TOTAL STATES</b>	<b>105997737</b>	<b>4196339900</b>	<b>2.53</b>	<b>538002</b>	<b>1168049100</b>	<b>0.05</b>
30	A. & N. ISLANDS	528000	4868700	10.84	0	15000	0.00
31	CHANDIGARH	698000	6447100	10.83	0	90200	0.00
32	DADRA & N.HAVELI	173100	3598200	4.81	0	0	0.00
33	DAMAN & DIU	310000	2778000	11.16	0	0	0.00
34	DELHI	14664200	46861000	31.29	1000000	27828400	3.59
35	LAKSHADWEEP	190000	1347400	14.10	0	0	0.00
36	PUNDUCHERRY	66255	6504700	1.02	0	7300	0.00
	<b>TOTAL U.T.s</b>	<b>16629555</b>	<b>72405100</b>	<b>22.97</b>	<b>1000000</b>	<b>27940900</b>	<b>3.58</b>
	<b>TOTAL (STATES &amp; UTs)</b>	<b>122627292</b>	<b>4268745000</b>	<b>2.87</b>	<b>1538002</b>	<b>1195990000</b>	<b>0.13</b>

**STATEMENT NO. (19) : BUDGETED EXPENDITURE ON EDUCATION BY EDUCATION DEPARTMENT (CAPITAL ACCOUNT)  
FOR 2017-2018 (BUDGET ESTIMATE)**

( RUPEES IN THOUSAND )

S.No.	STATE / UNION TERRITORY	CAPITAL EXP. ON EDU. OUT- SIDE REVENUE ACCOUNT	TOTAL CAPITAL EXP. OUT-SIDE REVENUE ACCOUNT	%AGE OF COL. (2) TO COL. (3)	LOANS FOR EDUCATION	TOTAL LOANS & ADVANCES	% AGE OF COL. (5) TO COL. (6)
	1	2	3	4	5	6	7
1	ANDHRA PRADESH	4726790	219593500	2.15	0	11192900	0.00
2	ARUNACHAL PRADESH	680435	41051100	1.66	0	196000	0.00
3	ASSAM	1646259	123894300	1.33	0	4604000	0.00
4	BIHAR	8747501	321958400	2.72	0	4897500	0.00
5	CHHATTISGARH	8940454	144538300	6.19	0	2648600	0.00
6	GOA	1029979	41932500	2.46	0	1056500	0.00
7	GUJARAT	9185061	289269500	3.18	0	6495900	0.00
8	HARYANA	5050000	111224800	4.54	0	13260700	0.00
9	HIMACHAL PRADESH	1994600	34753600	5.74	2	4477400	0.00
10	JAMMU & KASHMIR	5735520	262653000	2.18	0	10910000	0.00
11	JHARKHAND	4040000	127381600	3.17	0	20217700	0.00
12	KARNATAKA	10863300	320330400	3.39	0	15974000	0.00
13	KERALA	2652000	90574800	2.93	0	9165800	0.00
14	MADHYA PRADESH	11586758	314120200	3.69	400000	40231700	0.99
15	MAHARASHTRA	1809937	338091200	0.54	0	16952300	0.00
16	MANIPUR	232105	14925500	1.56	0	67000	0.00
17	MEGHALAYA	175000	17310600	1.01	0	591200	0.00
18	MIZORAM	180600	19078800	0.95	0	510000	0.00
19	NAGALAND	102000	11492000	0.89	0	4000	0.00
20	ORISSA	3296069	207735300	1.59	1	4854700	0.00
21	PUNJAB	3994484	61570800	6.49	0	22301200	0.00
22	RAJASTHAN	3312737	256030800	1.29	0	7800800	0.00
23	SIKKIM	265487	12636000	2.10	0	170500	0.00
24	TAMIL NADU	6158996	277886300	2.22	0	35406600	0.00
25	TELANGANA	1612461	309299400	0.52	0	55448500	0.00
26	TRIPURA	198802	34528400	0.58	0	144800	0.00
27	UTTARAKHAND	805921	55143700	1.46	0	2523500	0.00
28	UTTAR PRADESH	10732139	532576000	2.02	0	22732600	0.00
29	WEST BENGAL	6646904	191839000	3.46	0	9717100	0.00
	<b>TOTAL ( STATES )</b>	<b>116402299</b>	<b>4783419800</b>	<b>2.43</b>	<b>400003</b>	<b>324553500</b>	<b>0.12</b>
30	A. & N. ISLANDS	455000	5265900	8.64	0	15000	0.00
31	CHANDIGARH	757400	4750000	15.95	0	100000	0.00
32	DADRA & NAGAR HAVELI	190000	3891600	4.88	0	0	0.00
33	DAMAN & DIU	357000	2969500	12.02	0	0	0.00
34	DELHI	10938500	51272600	21.33	600000	27633800	2.17
35	LAKSHADWEEP	160000	1656500	9.66	0	0	0.00
36	PUNDUCHERRY	104150	5516100	1.89	0	10000	0.00
	TOTAL U.T.s	12962050	75322200	17.21	600000	27758800	2.16
	TOTAL (STATES & Uts)	129364349	4858742000	2.66	1000003	352312300	0.28

**STATEMENT NO. (20) : BUDGET PROVISIONS FOR CENTRE & STATE EDUCATION DEPARTMENTS  
UNDER REVENUE ACCOUNT, CAPITAL ACCOUNT OUT-SIDE REVENUE -  
ACCOUNT & LOANS FOR 2017-18 (BUDGET ESTIMATE)**

S.No.	STATE / UNION TERRITORY	REVENUE ACCOUNT			CAPITAL ACCOUNT OUT-SIDE REVENUE ACCOUNT		
		TOTAL BUDGET	EDUCATION DEPARTMENT	%AGE OF COL (3) TO COL.(2)	TOTAL BUDGET	EDUCATION DEPARTMENT	%AGE OF COL (6) TO COL. (5)
	1	2	3	4	5	6	7
1	ANDHRA PRADESH	1259116200	201967638	16.04	219593500	4726790	2.15
2	ARUNACHAL PRADESH	111973200	8543495	7.63	41051100	680435	1.66
3	ASSAM	683194500	124027855	18.15	123894300	1646259	1.33
4	BIHAR	1226028200	121229117	9.89	321958400	8747501	2.72
5	CHHATTISGARH	613128300	119406971	19.48	144538300	8940454	6.19
6	GOA	106701600	13378943	12.54	41932500	1029979	2.46
7	GUJARAT	1254556300	191068336	15.23	289269500	9185061	3.18
8	HARYANA	799358400	127237040	15.92	111224800	5050000	4.54
9	HIMACHAL PRADESH	287552190	51766516	18.00	34753600	1994600	5.74
10	JAMMU & KASHMIR	482271300	51520832	10.68	262653000	5735520	2.18
11	JHARKHAND	578613200	85697314	14.81	127381600	4040000	3.17
12	KARNATAKA	1447550000	213096100	14.72	320330400	10863300	3.39
13	KERALA	1096278800	179855759	16.41	90574800	2652000	2.93
14	MADHYA PRADESH	1345192700	225444237	16.76	314120200	11586758	3.69
15	MAHARASHTRA	2482487300	589063243	23.73	338091200	1809937	0.54
16	MANIPUR	95227000	8164764	8.57	14925500	232105	1.56
17	MEGHALAYA	106476400	14565928	13.68	17310600	175000	1.01
18	MIZORAM	63862000	8839626	13.84	19078800	180600	0.95
19	NAGALAND	101499400	11856049	11.68	11492000	102000	0.89
20	ORISSA	822372300	116137318	14.12	207735300	3296069	1.59
21	PUNJAB	748647400	124169668	16.59	61570800	3994484	6.49
22	RAJASTHAN	1436900900	228287882	15.89	256030800	3312737	1.29
23	SIKKIM	46134800	7982679	17.30	12636000	265487	2.10
24	TAMIL NADU	1752931300	325714578	18.58	277886300	6158996	2.22
25	TELANGANA	1085117300	105867843	9.76	309299400	1612461	0.52
26	TRIPURA	117505600	18295310	15.57	34528400	198802	0.58
27	UTTARAKHAND	315508300	56964136	18.05	55143700	805921	1.46
28	UTTAR PRADESH	3071186300	566816540	18.46	532576000	10732139	2.02
29	WEST BENGAL	1426444400	262675766	18.41	191839000	6646904	3.46
	TOTAL STATES	24963815590	4159641483	16.66	4783419800	116402299	2.43
30	A. & N. ISLANDS	37366900	5310800	14.21	5265900	455000	8.64
31	CHANDIGARH	38374000	6721500	17.52	4750000	757400	15.95
32	DADRA & NAGAR HAVELI	6864600	1649100	24.02	3891600	190000	4.88
33	DAMAN & DIU	12881100	1275100	9.90	2969500	357000	12.02
34	DELHI	384269100	95446209	24.84	51272600	10938500	21.33
35	LAKSHADWEEP	10832600	1374300	12.69	1656500	160000	9.66
36	PUNDUCHERRY	56538000	7494747	13.26	5516100	104150	1.89
	TOTAL U.T.s	547126300	119271756	21.80	75322200	12962050	17.21
	TOTAL (STATES & Uts)	25510941890	4278913239	16.77	4858742000	129364349	2.66
	TOTAL CENTRE	18369340000	797859500	4.34	2710210000	0	0.00
	GRAND TOTAL	43880281890	5076772739	11.57	7568952000	129364349	1.71

STATEMENT NO. (20) : BUDGET PROVISIONS FOR CENTRE & STATE EDUCATION  
DEPARTMENTS UNDER REVENUE ACCOUNT, CAPITAL ACCOUNT OUT-SIDE REVENUE-  
ACCOUNT & LOANS FOR 2017-18 (BUDGET ESTIMATE)

(RUPEES IN THOUSAND)

S.No.	STATE / UNION TERRITORY	LOAN AND ADVANCES			TOTAL REVENUE, CAPITAL AND LOAN AND ADVANCES		
		TOTAL BUDGET	EDUCATION DEPARTMENT	%AGE OF COL (9) TO COL. (8)	TOTAL BUDGET	EDUCATION DEPARTMENT	%AGE OF COL (12) TO COL. (11)
	1	8	9	10	11	12	13
1	ANDHRA PRADESH	11192900	0	0.00	1489902600	206694428	13.87
2	ARUNACHAL PRADESH	196000	0	0.00	153220300	9223930	6.02
3	ASSAM	4604000	0	0.00	811692800	125674114	15.48
4	BIHAR	4897500	0	0.00	1552884100	129976618	8.37
5	CHHATTISGARH	2648600	0	0.00	760315200	128347425	16.88
6	GOA	1056500	0	0.00	149690600	14408922	9.63
7	GUJARAT	6495900	0	0.00	1550321700	200253397	12.92
8	HARYANA	13260700	0	0.00	923843900	132287040	14.32
9	HIMACHAL PRADESH	4477400	2	0.00	326783190	53761118	16.45
10	JAMMU & KASHMIR	10910000	0	0.00	755834300	57256352	7.58
11	JHARKHAND	20217700	0	0.00	726212500	89737314	12.36
12	KARNATAKA	15974000	0	0.00	1783854400	223959400	12.55
13	KERALA	9165800	0	0.00	1196019400	182507759	15.26
14	MADHYA PRADESH	40231700	400000	0.99	1699544600	0	0.00
15	MAHARASHTRA	16952300	0	0.00	2837530800	590873180	20.82
16	MANIPUR	67000	0	0.00	110219500	8396869	7.62
17	MEGHALAYA	591200	0	0.00	124378200	14740928	11.85
18	MIZORAM	510000	0	0.00	83450800	9020226	10.81
19	NAGALAND	4000	0	0.00	112995400	11958049	10.58
20	ORISSA	4854700	1	0.00	1034962300		0.00
21	PUNJAB	22301200	0	0.00	832519400	128164152	15.39
22	RAJASTHAN	7800800	0	0.00	1700732500	231600619	13.62
23	SIKKIM	170500	0	0.00	58941300	0	0.00
24	TAMIL NADU	35406600	0	0.00	2066224200	331873574	16.06
25	TELANGANA	55448500	0	0.00	1449865200	107480304	7.41
26	TRIPURA	144800	0	0.00	152178800	18494112	12.15
27	UTTARAKHAND	2523500	0	0.00	373175500	57770057	15.48
28	UTTAR PRADESH	22732600	0	0.00	3626494900	577548679	15.93
29	WEST BENGAL	9717100	0	0.00	1628000500	269322670	16.54
	TOTAL STATES	324553500	400003	0.12	30071788890	4276443785	14.22
30	A. & N. ISLANDS	15000	0	0.00	42647800	5765800	13.52
31	CHANDIGARH	100000	0	0.00	43224000	7478900	17.30
32	DADRA & NAGAR HAVELI	0	0	0.00	10756200	1839100	17.10
33	DAMAN & DIU	0	0	0.00	15850600	1632100	10.30
34	DELHI	27633800	600000	2.17	463175500	106984709	23.10
35	LAKSHADWEEP	0	0	0.00	12489100	1534300	12.29
36	PUNDUCHERRY	10000	0	0.00	62064100	7598897	12.24
	TOTAL U.T.s	27758800	600000	2.16	650207300	132833806	20.43
	TOTAL (STATES & Uts)	352312300	1000003	0.28	30721996190	4409277591	14.35
	TOTAL CENTRE	387800000	0	0.00	21467350000	797859500	3.72
	GRAND TOTAL	740112300	1000003	0.14	52189346190	5207137091	9.98