

ANALYSIS
OF
BUDGETED EXPENDITURE
ON EDUCATION
2012-13 to 2014-15



GOVERNMENT OF INDIA
MINISTRY OF HUMAN RESOURCE DEVELOPMENT
(DEPARTMENT OF HIGHER EDUCATION)
PLANNING, MONITORING AND STATISTICS BUREAU
NEW DELHI

PROJECT TEAM

| | | |
|------------------------|--|--------------------------------|
| SHRI RAJKUMAR | | DIRECTOR |
| SHRI AMIT KAMAL | | DEPUTY DIRECTOR |
| SAUMYA SAKSHI | | ASSISTANT DIRECTOR |
| SHRI MITRA SAIN | | CONSULTANT |
| SHRI V.M BHATT | | SR. STATISTICAL OFFICER |

C.M.I.S STAFF

| | | |
|------------------------------------|--|--------------------------------------|
| SHRI OM PRAKASH | | PROGRAMMER |
| SHRI E. KRISHNA KUMARAN | | DATA PROCESSING ASSISTANT |
| MRS. CHANDER KANTA | | DATA ENTRY OPERATOR |

PREFACE

The **Analysis of Budgeted Expenditure on Education** is an annual publication of MHRD which provides comprehensive and sector wise expenditure on education i.e. Elementary, Secondary, Technical, University & Higher, Adult Education and Language Development. The expenditure on education are culled out from budget documents of various Ministries, Departments and States/UTs for 'Plan' and 'Non-Plan'. The expenditure incurred on Centrally Sponsored Schemes of the Ministries/Department of the Central Government is included in the Central Budget and therefore, to avoid double counting, same has been excluded from the State's Budget. A statement indicating sector wise public expenditure on education as percentage of GDP for 2012-13 to 2014-15 has been included. The public expenditure on education by education and other departments as percentage of GDP from 1999-2000 to 2014-15 has also been included.

I extend my gratitude to all the States and UTs who have provided budget document to this Ministry. I also appreciate all the staff, consultant and officers of Planning, Monitoring and Statistics Bureau involved in huge exercise of compilation work for bringing out this publication. I hope this publication will be useful for various stakeholders, policy makers and researchers. Any suggestion for improvement of this publication will be appreciated.



(B N Tiwari)
Deputy Director General

CONTENTS

| | | |
|-----------|---|----|
| A. | I. Introduction | 1 |
| | II. Analysis of Budgeted Expenditure | 4 |
| | III. Expenditure on Education as percentage of Gross Domestic Product (GDP)/Gross State Domestic Product (GSDP) | 11 |
| | IV. Appendix:-Method of Estimation of Sector-wise Expenditure on Education | 13 |
| B. | Analytical Tables No.1 to 8 | |
| Table 1 | Budgeted Expenditure on Education by Education Department and other Departments (Revenue + Capital + Loans &Advances) | 14 |
| Table 2 | Budgeted Expenditure (Plan and Non Plan) by Education Department and other Departments (Revenue Account) | 15 |
| Table 3 | Budgeted Expenditure on Education and Training (Revenue Account) | 16 |
| Table 4 | Budgeted Expenditure on Education by MHRD of Central Government (Revenue Account) | 17 |
| Table 5 | Statement indicating Public Expenditure on Education as percentage of GDP | 18 |
| Table 6 | Statement indicating sector-wise Public Expenditure on Education as percentage of GDP | 19 |
| Table 7 | Relationship between Budgeted Expenditure on Education and Gross State Domestic Product (GSDP) of States & UTs during 2014-15(BE) | 20 |
| Table 8 | Total Budget (States and Centre) (Revenue, Capital and Loan &Advances) | 21 |

C. Statistical Statements No. 1 to 31

| | | |
|-----------------|--|----|
| Statement No.1 | Budgeted Provision for Education & Training at the Centre (Revenue Account). | 1 |
| Statement No.2 | Budgeted Expenditure on Education & Training by Education and other departments (Revenue Account). | 5 |
| Statement No.3 | Plan and Non-Plan Budget Provision for Education by all departments (Revenue Account) | 8 |
| Statement No.4 | Total State Budgeted Expenditure on Education and Training (Revenue Account) | 11 |
| Statement No.5 | Plan and Non-Plan Budgeted Expenditure on Education of Education Departments (Revenue Account) | 12 |
| Statement No.6 | Total Plan Budgeted Expenditure on education by all departments (Revenue Account). | 15 |
| Statement No.7 | Plan and Non-Plan Budgeted Expenditure on Elementary Education (Revenue Account). | 16 |
| Statement No.8 | Plan and Non-Plan Budgeted Expenditure on Elementary Education by Sub heads (Revenue Account) | 17 |
| Statement No.9 | Plan and Non-Plan Budgeted Expenditure on Secondary Education (Revenue Account) | 29 |
| Statement No.10 | Plan and Non-Plan Budgeted Expenditure on Secondary Education by sub heads (Revenue Account) | 30 |
| Statement No.11 | Plan and Non-Plan Budgeted Expenditure on Adult Education (Revenue Account). | 39 |
| Statement No.12 | Plan and Non-Plan Budgeted Expenditure on Adult Education by sub-heads (Revenue Account) | 40 |
| Statement No.13 | Plan and Non-Plan Budgeted Expenditure on University/DL/Scholarship (Revenue Account) | 45 |

| | | |
|------------------|--|----|
| Statement No.14 | Plan and Non-Plan Budgeted Expenditure on University/DL/Scholarship by Sub-Heads (Revenue Account) | 46 |
| Statement No.15 | Plan and Non-Plan Budgeted Expenditure on Technical Education (Revenue Account) | 52 |
| Statement No.16 | Plan and Non-Plan Budgeted Expenditure on Technical Education by Sub-Heads (Revenue Account) | 53 |
| Statement No.17 | Plan and Non-Plan Budgeted Expenditure on General Education Programme (Revenue Account) | 62 |
| Statement No.18 | Plan and Non-Plan Budgeted Expenditure on General Education Programme by Sub-Heads (Revenue Account) | 63 |
| Statement No.19 | Plan and Non-Plan Budgeted Expenditure on Language Development (Revenue Accounts) | 68 |
| Statement No.20 | Plan and Non-Plan Budgeted Expenditure on Language Development by Sub-Heads (Revenue Accounts) | 69 |
| Statement No.21 | Budgeted Expenditure on Education of the Education Departments according to heads of charges (Revenue Account) for 2012-13 (Actuals). | 74 |
| Statement No.21A | Budgeted Expenditure on Education of the Education Departments according to heads of charges (Capital Account) for 2012-13 (Actuals) (State-wise). | 75 |
| Statement No.21B | Budgeted Expenditure on Education of the Education Departments according to heads of charges (Loans & Advances) 2012-13 (Actuals) (State-wise). | 76 |
| Statement No.22 | Budgeted Expenditure on Education of the Education Departments according to Heads of charges (Revenue Account) for 2013-14 (Revised Estimates). | 77 |
| Statement No.22A | Budgeted Expenditure on Education of the Education Departments according to Heads of charges (Capital Account) 2013-14 (Revised Estimates) (State-wise). | 78 |

| | | |
|------------------|--|----|
| Statement No.22B | Budgeted Expenditure on Education of the Education Departments according to Heads of charges (Loans & Advances) 2013-14 (Revised Estimates) (State-wise). | 79 |
| Statement No.23 | Budgeted Expenditure on Education of the Education Department according to Heads of charges (Revenue Account) for 2014-15 (Budget Estimates). | 80 |
| Statement No.23A | Budgeted Expenditure on Education of the Education Department according to Heads of charges (Capital Account) 2014-15 (Budget Estimates) (State-wise). | 81 |
| Statement No.23B | Budgeted Expenditure on Education of the Education Department according to Heads of charges (Loans & Advances 2014-15 (Budget Estimates) (State-wise). | 82 |
| Statement No.24 | Sector-wise Plan and Non-Plan Actual Expenditure of Education Departments of States/UTs and Centre (Revenue Account) for 2012-13. | 83 |
| Statement No.25 | Sector-wise Plan and Non-Plan Revised Estimates for Education Departments of States/UTs and Centre (Revenue Account) for 2013-14. | 84 |
| Statement No.26 | Sector-wise Plan and Non-Plan Budget Estimates for Education Departments of States/UTs and Centre (Revenue Account) for 2014-15. | 85 |
| Statement No.27 | Budgeted Expenditure on Education Department (Capital Account) for 2012-13 (Actuals). | 86 |
| Statement No.28 | Budgeted Expenditure on Education Department (Capital Account) for 2013-14(Revised Estimates). | 87 |
| Statement No.29 | Budgeted Expenditure on Education Department (Capital Account) for 2014-15 (Budget Estimates). | 88 |
| Statement No.30 | Budget Provision for Centre and State/UTs Education Departments under Revenue Account, Capital Accounts outside Revenue Account and Loans and Advances for 2014-15. (Budget Estimates) | 89 |
| Statement No.31 | Total Budget (Plan and Non-Plan) Centre & States/UTs | 91 |

INTRODUCTION

This publication gives the details of the Plan and Non Plan expenditure budgeted by the education departments of the States/UTs and the Centre for various sub-sectors of Education. Departments other than the Department of Education also incur some expenditure on education and an effort has been made to include the estimates of their expenditure on education in order to get the complete picture of public expenditure on education in the country. The expenditure of other departments also includes the expenditure on training.

The total amount of budget provisions on the revenue account made for education for the year 2014-15 by education departments for the States/UTs and the Centre works out to Rs. 404591.30 crore (Rs.321820.20 crore in State Sector and Rs. 82771.10 crore in the Central sector) which is 15.14% more than the revised estimates of Rs.351404.08 crore for 2013-14. This amount constitutes 11.86% of the total budget provisions made on the revenue account in the States and at the Centre.

Apart from the revenue account, the Education Departments also make some provisions for capital works. The total budget estimates on the capital accounts (including loans) accounted for only Rs.12763.28 crore. Taking into account both the revenue as well as the capital account, the total budget estimates for education for 2014-15 of the State Education Departments and the Education Departments of the Centre works out to Rs.417354.57 crore, which is 10.42% of the total budget estimates.

The total budget provisions (Revenue Account) for 2014-15 made by the departments other than Education works out to Rs. 98338.05 crore. Accordingly including the expenditure on Education by all the Departments, the total budget provisions for education is given in the following table.

Expenditure on Education (2014-15 Budget Estimates Revenue Account)
Rs in crore

| | Centre | States/UT | Total |
|--|------------------|------------------|------------------|
| Expenditure (Rs. in crore) | 122489.34 | 380440.00 | 502929.34 |
| Share with respect to total (%) | 24.36% | 75.64% | 100% |

It is observed from the table that the States/UTs are contributing about 75.64% of the total revenue expenditure on education in the country while centre contributes about 24.36% to the education sector as a whole. The total revenue account of Rs.502929.34 crore constitutes 14.74% of the total budget of the Centre and the States/UTs for 2014-15.

The budget provisions (Revenue Account) for the Education department of the Central and the State Governments are indicated in the table which follows:-

**Budgeted Expenditure (Plan & Non Plan) (Revenue Account)
By Education Departments**

(Rs. in crore)

| Year → | 2012-13 (Actual) | | 2013-14(RE) | | 2014-15(BE) | |
|---|------------------|-----------|-------------|-----------|-------------|-----------|
| | Centre | State | Centre | State | Centre | State |
| Plan | 55559.59 | 39651.30 | 61857.00 | 54259.02 | 68728.00 | 70261.32 |
| Non Plan | 10528.03 | 193473.62 | 12809.30 | 222478.75 | 14043.10 | 251558.88 |
| Total | 66087.62 | 233124.92 | 74666.30 | 276737.78 | 82771.10 | 321820.20 |
| Share of Plan Exp. to total exp. On education (%) | 84.07 | 17.00 | 82.84 | 19.61 | 83.03 | 21.83 |

About 83.03% of the Central expenditure on education is under plan whereas in the case of States/UTs it is only 21.83 % in the year 2014-15.

The following table indicates the Sector-wise Expenditure on Education by Education Department incurred by both Centre and States.

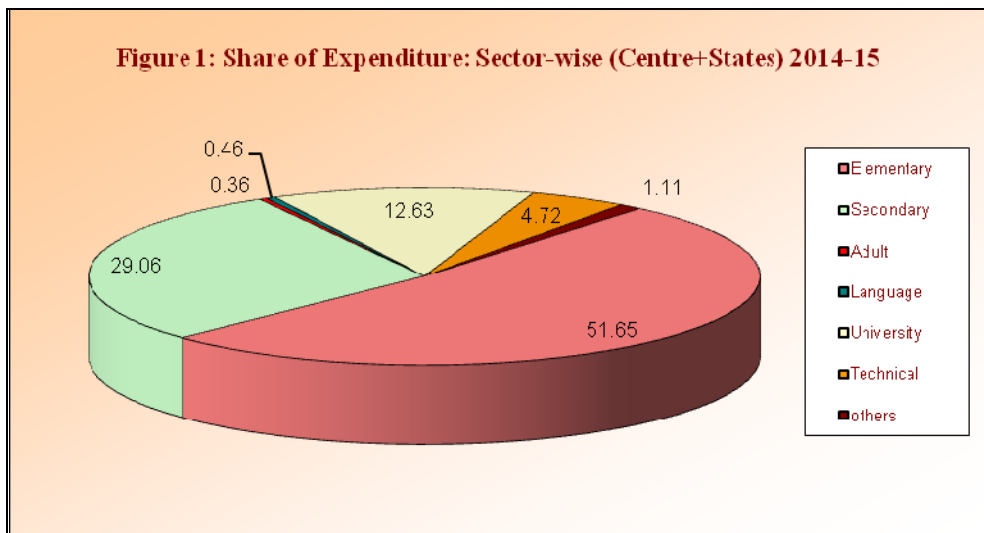
**Sector-wise Expenditure (Plan & Non Plan) on Education by Education Department
(Revenue Account) with percentage-
Centre and States/UTs 2014-15 (BE)**

(Rs.in crore)

| | Plan Expenditure | Plan %age share | Non-Plan Expenditure | Non-Plan %age Share | Total Expenditure | Total %age Share |
|----------------------------|------------------|-----------------|----------------------|---------------------|-------------------|------------------|
| 1. | 2. | 3. | 4. | 5. | 6. | 7. |
| Elementary Education | 84598.92 | 60.87 | 124390.27 | 46.83 | 208989.19 | 51.65 |
| Secondary Education | 26047.73 | 18.74 | 91522.39 | 34.46 | 117570.12 | 29.06 |
| Adult Education | 1155.55 | 0.83 | 300.57 | 0.11 | 1456.12 | 0.36 |
| Language Development | 356.55 | 0.26 | 1512.60 | 0.57 | 1869.15 | 0.46 |
| University & Hr. Education | 13459.06 | 9.68 | 37653.93 | 14.18 | 51112.99 | 12.63 |
| Technical Education | 10741.47 | 7.73 | 8370.12 | 3.15 | 19111.59 | 4.72 |
| General Education | 2630.03 | 1.89 | 1852.10 | 0.70 | 4482.13 | 1.11 |
| Total Education | 138989.32 | 100.00 | 265601.98 | 100.00 | 404591.29 | 100.00 |

Elementary Education accounted for 51.65% of the total expenditure on education in 2014-15, followed by Secondary Education, which was 29.06%. The share of University & Higher Education and Technical Education was 12.63% and 4.72% respectively.

Sector wise expenditure on education for 2014-15 has been depicted in the pie-chart (Figure-1).



II. ANALYSIS OF BUDGETED EXPENDITURE

Table (1) summarizes the budget provisions for education by the Education Departments and other Departments under all the three accounts viz. (i) Revenue Account, (ii) Capital Account and (iii) Loans and Advances. Besides, provisions for Centre and States/Union Territories have also been indicated separately.

Budget provisions for education and training in 2014-15 have gone up to Rs.515692.62 crore (Rs.502929.34 crore under the Revenue Account, Rs. 12686.08 crore under the capital Account and Rs. 77.20 crore under Loans and Advances), forming 12.87% of the total budget provisions. Percentage provisions for education and training for the respective accounts are 14.74% under the Revenue Account, 2.27% under the Capital Account and under Loans and Advances is 0.22 %.

The Budget Estimates 2014-15 for education by the Education Departments of the Centre and the States under all the three accounts rose to Rs. 417354.58 crore (Rs. 82771.10 crore for the Centre and Rs. 334583.48 crore for the States). This amount consists of Rs. 404591.30 crore under the Revenue Account, Rs.12686.08 crore under the Capital Account and Rs. 77.20 crore under Loans & Advances. The corresponding percentage of these accounts to the respective total budget provisions works out to 11.86%, 2.27% and 0.22%.

The Revised Estimates of 2013-14 for expenditure on education by the Centre and States/Union Territories amounted to Rs.441629.04 crore (Rs.433640.58 crore under Revenue Account, Rs.7963.75 crore under Capital Account and Rs. 24.70 crore under Loans & Advances), comprising Rs.101594.26 crore by the Centre and Rs.340034.78 crore by the States/ UTs. The total Revised Estimates for education formed 12.87% of the total Revised Estimates of expenditure.

The Revised Estimates of 2013-14 provided by the Education Departments of the Centre and States rose to Rs.359392.53 crore (Rs.74666.30 crore for the Centre and Rs.284726.23 crore for the States) constituting 10.48% of the total Revised Estimates on all the three accounts. This amount comprised Rs.351404.08 crore under the Revenue Account, Rs.7963.75 crore under the Capital Account and Rs.24.70 crore under Loans and Advances.

The total Actual Expenditure on education and training by the Centre and the States/Union Territories for the year 2012-13 amounted to Rs.372680.46 crore (Rs.368132.80 crore under Revenue Account, Rs.4504.57 crore under Capital Account and Rs.43.09 crore under Loans & Advances), comprising Rs.89757.60 crore by the Centre and Rs. 282922.86 crore by States/ UTs. The total expenditure on education constituted 12.82% of the total actual expenditure during 2012-13.

The total expenditure on education during the year 2012-13 (Actual) incurred by the Education Departments of the Centre and the States under all the three accounts; (Revenue Account, Capital Account, & Loans and Advances) amounted to Rs. 303760.20 crore (Rs.66087.62 crore for Centre and Rs.237672.58 crore for States) forming 10.45% of the total expenditure of Centre and States on all the three accounts. Out of this amount, Rs. 299212.54 crore is under the Revenue Account, Rs. 4504.57 crore under the Capital Account (outside Revenue Account) and Rs.43.09 crore under Loans and Advances.

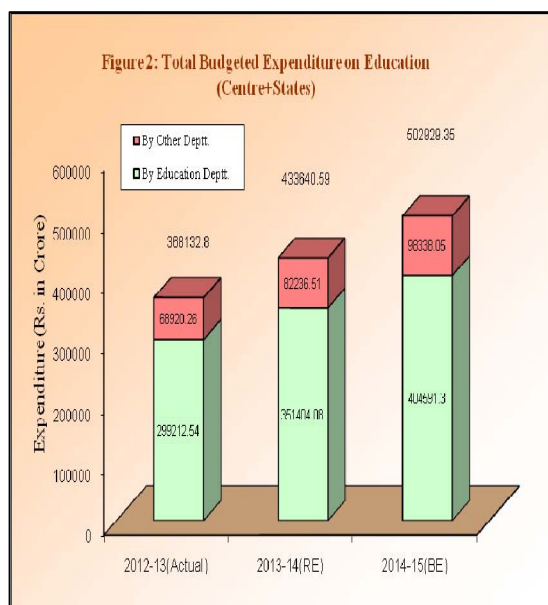


Figure-2 - This bar diagram indicates the extent and progress of Budgeted Expenditure on education by education and other departments (Revenue Account) during 2012-13 (Actual), 2013-14 (RE) and 2014-15 (BE).

Figure-3 shows the share of expenditure on education by education department with respect the total budget on all the three accounts (Revenue Account, Capital Account, & Loans and Advances) separately for Centre and State. The figure also depicts the total share of expenditure on education by education department by both centre and state together.

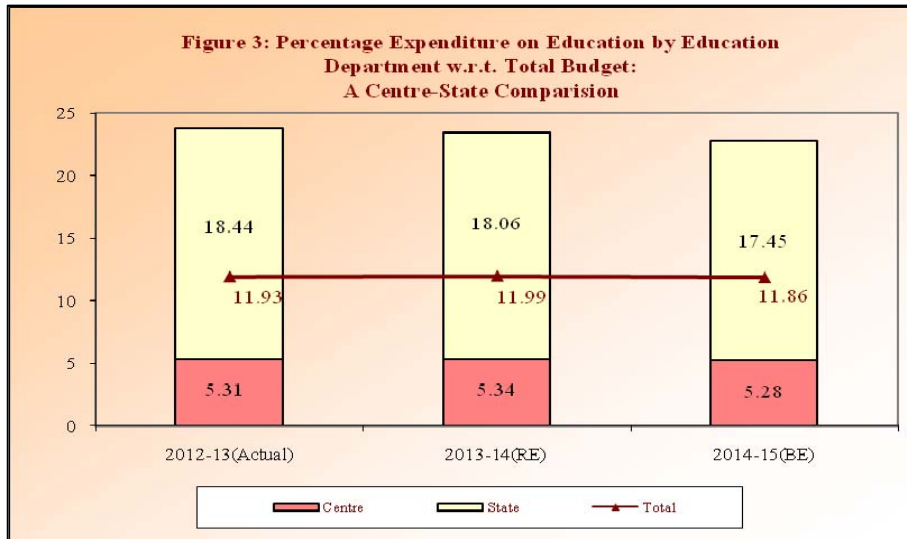


Figure-4 - a bar chart, depicts the Plan and non-Plan Expenditure of Centre and State incurred by Education Department. It brings out contrast in emphasis on Plan and Non-Plan expenditure by Centre and States.

Figure-4: Plan and Non Plan Expenditure on Education: Centre -States Comparison

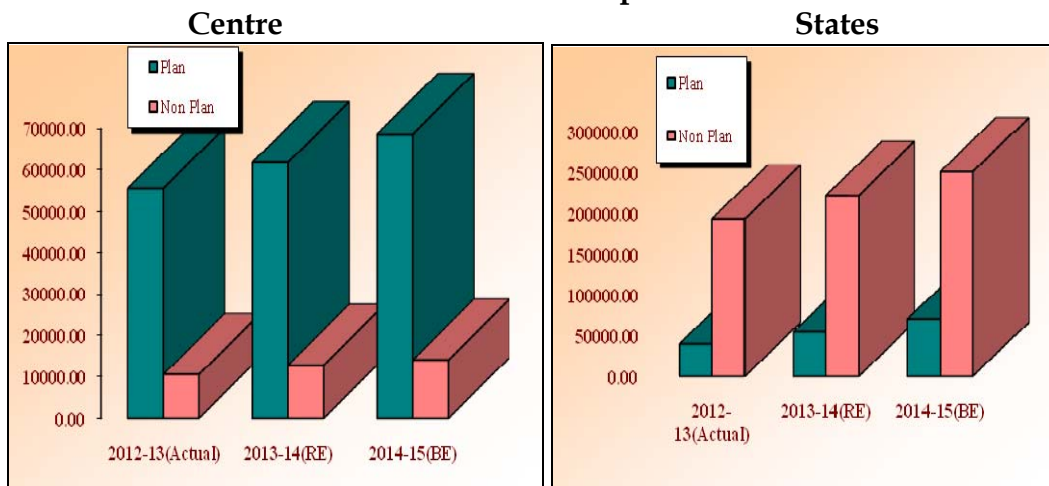


Table (2) summarizes the total budget provisions (Revenue Account) for expenditure on education in respect of Education Departments as well as other departments with the break-up of Plan and Non-Plan provisions for the year 2012-13 (Actuals), 2013-14 (Revised Estimates) and 2014-15 (Budget Estimates).

The Actual Expenditure on education during 2012-13 by the Centre under the Revenue Account was Rs.89757.60 crore (Rs.70860.85 crore for Plan and Rs.18896.75 crore for Non-Plan) which constituted 7.22% of the total central expenditure (Revenue Account).

The Actual Expenditure on education by education and other department during 2012-13 by the States/Union Territories was Rs.278375.20 crore (Rs.59439.80 crore for Plan and Rs.218935.40 crore for Non-Plan) and formed 22.02% of the total expenditure (Revenue Account) for all States/Union Territories.

In 2012-13, the actual expenditure (Revenue Account) of Education Departments of the Centre and the States/Union Territories amounted to Rs.299212.54 crore, comprising Rs.95210.89 crore for Plan and Rs.204001.65 crore for Non-Plan, forming 11.93% of the total expenditure on all sectors. The central expenditure for the education departments was Rs.66087.62 crore (Rs.55559.59 crore Plan and Rs.10528.03 crore for Non-Plan) whereas expenditure of the States/Union Territories was Rs.233124.92 crore (Rs.39651.30 crore for Plan and Rs.193473.62 crore for Non-Plan).

In 2013-14 the Revised Estimates for education by the Centre under the Revenue Account amounted to Rs.101594.26 crore (Rs.79717.42 crore for Plan and Rs.21876.84 crore for Non-Plan). The Revised Estimates for education by the Centre constituted 7.26% (21.44% for Plan and 2.13% for Non-Plan) of the total Revised Estimates of the Centre.

The Revised Estimates for education during 2013-14 by the States/Union Territories was Rs.332046.33 crore (Rs.80907.74 crore for Plan and Rs.251138.58 crore for Non-Plan) forming 21.67% of the total Revised Estimates (Revenue Account) of all States/Union Territories.

The Revised Estimates of 2013-14 of the Education Departments of Centre and States/UTs rose to Rs.351404.08 crore (Rs.116116.03 crore for Plan and Rs.235288.06 crore for Non-Plan) constituting 11.99% of the total Revised Estimates of expenditure on all sectors. The Revised Estimates for the Central Education Departments were Rs.74666.30 crore (Rs.61857.00 crore for Plan and Rs.12809.30 crore for Non-Plan) whereas the Revised Estimates for the States/Union Territories were Rs.276737.78 crore (Rs.54259.03 crore for Plan and Rs.222478.76 crore for Non-Plan). The percentage of Central Plan for the Education Departments (Revised Estimates) to the total Central Plan budget (Revised Estimates) was 16.63% while it was 1.25% in case of Non-Plan expenditure on education.

The budget estimates for 2014-15 (Revenue Account) for expenditure on education of the Centre and States/Union Territories amounted to Rs.502929.34 crore comprising Rs.404591.30 crore by the education departments and Rs. 98338.05 crore by the other departments. The total budget for education constitutes 14.74 % of the total respective budget under the Revenue Account.

The Central budget provision (Revenue Account) for education and training is Rs.122489.34 crore, comprising Rs.98567.43 crore for Plan and Rs.23921.90 crore for Non-Plan. This amount constituted 7.81% (21.73% for Plan and 2.15% for Non-Plan) of the total central budget (Revenue Account) for the year 2014-15.

The total budget provision (Revenue Account) of all States/Union territories for education department is Rs.380440.01 crore (Rs.96074.26 crore for Plan and Rs.284365.75 crore for Non-Plan) constituting 20.63% of the total budget (Revenue Account) of all States and Union Territories.

The total budget provision (Revenue Account) of Education Departments of the Centre and the States/Union Territories for the year 2014-15 amounted to Rs.404591.30 crore, comprising Rs.138989.32 crore for Plan and Rs.265601.98 crore for Non-Plan forming 11.86% to the total budget of all sectors. The Central budget for the Education Departments was Rs.82771.10 crore (Rs.68728.00 crore for Plan and Rs.14043.10 crore for Non-Plan) whereas the budget provision for the States/Union Territories was Rs.321820.20 crore (Rs.70261.32 crore for Plan and Rs.251558.88 crore for Non-Plan). The percentage provision of Centre plan expenditure to the total plan budget was 15.15%, while it was 1.26% for Non-Plan.

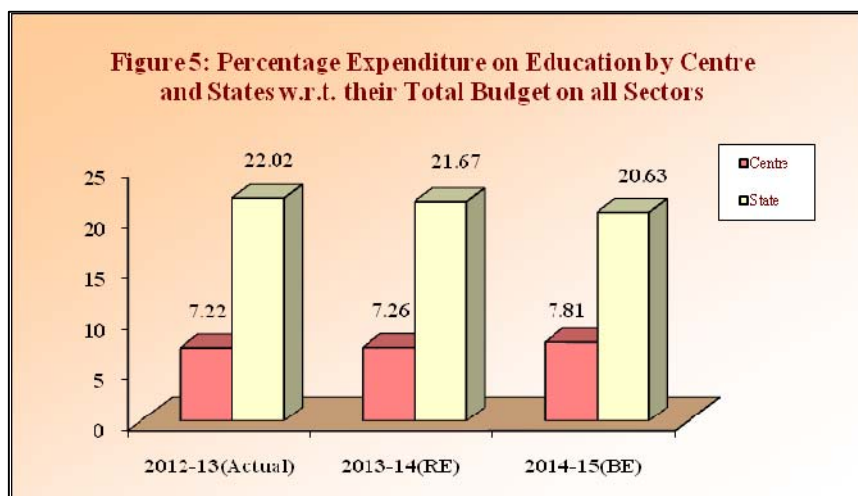


Figure-5 indicates Percentage Expenditure on Education by Centre and States w.r.t their Total Budget on all sectors. Table (3) depicts the budget provisions (Revenue Account) for education vis-à-vis training at the Centre and in the States/Union Territories for the year 2014-15.

The Figure-6(i) and Figure-6(ii) - pie-charts, corresponding to this table show that meager 3.27% of the total Centre Budget for Education spent on Training. The respective figure for States is 3.79%.

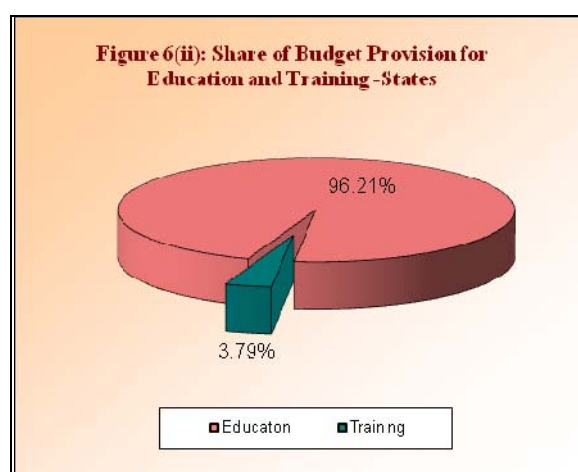
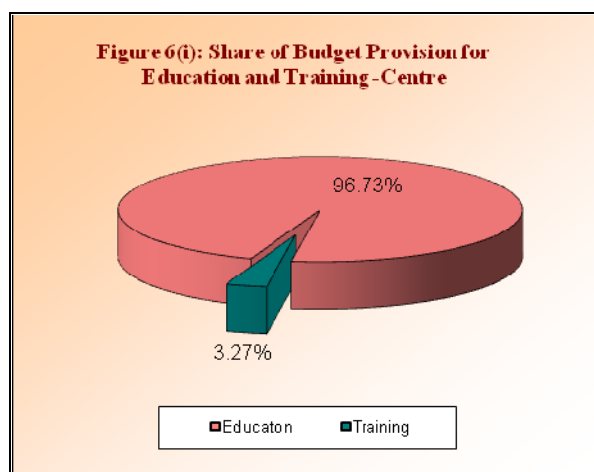


Table (4) gives the sector-wise break-up of the budgeted expenditure on education in the Central Sector of the Ministry of Human Resource Development, Departments of Education for the years 2012-13 (Actuals), 2013-14 (Revised Estimates) and 2014-15 (Budget Estimates). Besides, break-up of Plan and Non-Plan expenditure is also given in the table.

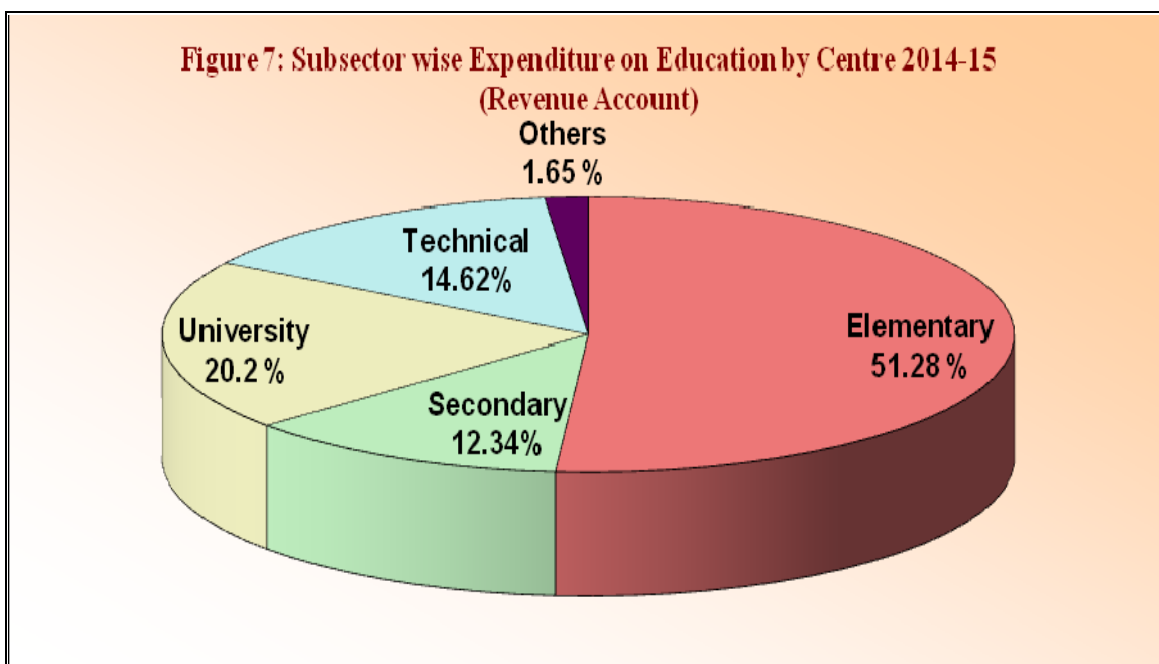
Table (4) indicates that in 2014-15 a major share of Rs. 42446.28 crores or 51.28% of the total budget of the Department of Education is provided for Elementary Education. The second priority is given to University & Higher Education which is Rs. 16724.26 crores or 20.21%. The third priority is given to Secondary Education which is Rs.12104.01 crore or 14.62%; Rs.10217.35 crore or 12.34% for Technical Education and Rs.564.81 crore forming 0.68% for Adult Education and Rs.376.68 crores or 0.46% for Language Development Programmes and Rs.337.71 crores or 0.41% for general purposes including research, scholarships, international co-operation.

Out of the total central budget (Revenue Account), Rs. 75296.33* crore (Rs. 73496.23 crore for Plan and Rs. 1800.10 crore for Non-Plan) has been provided for Grants-in-aid to States and Union Territories, which is about 90.96 % of the total budget of Rs. 82771.10 crore (Rs. 68728.00 crore for Plan and Rs. 14043.10 for Non-Plan) of the Education Department for the year 2014-15.

Statement (1) gives Ministry/Department wise details of the central budget provision for education including training (formal & informal). The provision, which was Rs.122489.34 crore in 2014-15 constitute 7.81% of the total central budget. The corresponding percentage of budget provision in 2012-13 and 2013-14 are 7.21% and 8.18% respectively.

The Departments/ Ministries, other than Education Department also contribute towards education. Details may be seen in Statement 1.

Figure-7 - a pie-chart also depicts relative emphasis on various sub-sectors in the Central Budget (Revenue Account).



*Figures have been taken from Demand for Grants for Ministry of Human Resource Development for the year 2014-15.

III. EXPENDITURE ON EDUCATION AS PERCENTAGE OF GROSS DOMESTIC PRODUCT (GDP)/ GROSS STATE DOMESTIC PRODUCT (GSDP)

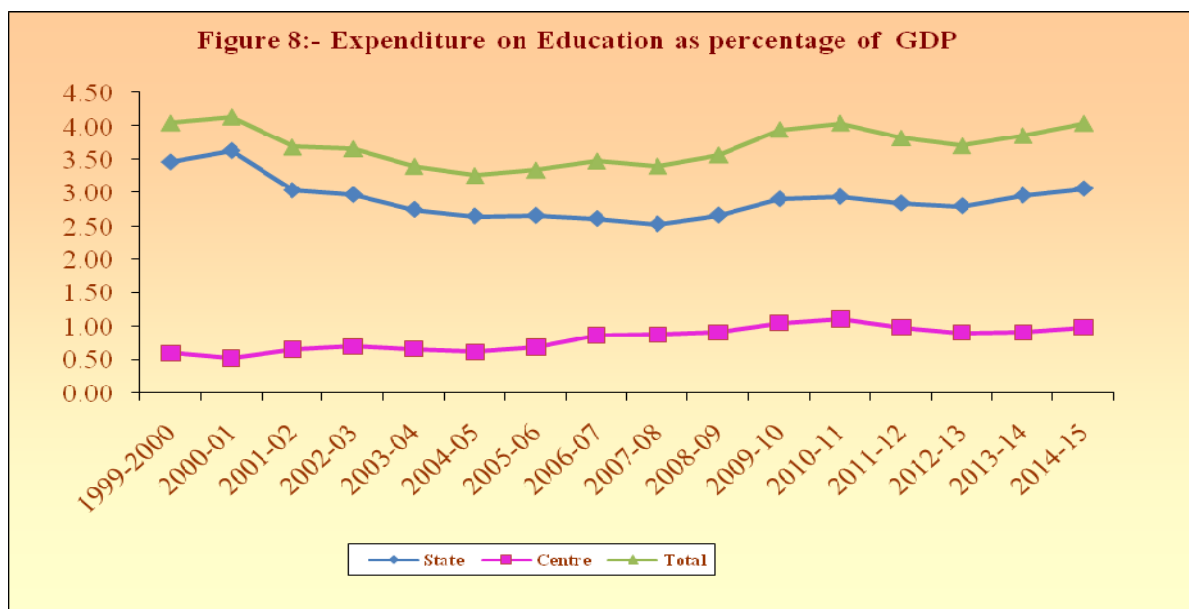


Figure-8 based on Table 5 indicates the year-wise expenditure on education as percentage of National GDP for States, Centre and Total. It may be seen here that total expenditure on education as percentage of GDP was highest (4.14%) in 2000-01 but this level could not be sustained in the following year and comes down to 3.26% in the year 2004-05. After that it again started increasing but at a very slow rate.

If we look at the percentage for Centre and States separately, we found that centre's share showing an increasing trend over the years and gone up from 0.51% in 2000-01 to 0.99% in 2014-15, while state's share has declined from 3.63% in the year 2000-01 to 3.06% in 2014-15.

The total expenditure on the Revenue Account at the all India level during 2014-15 formed 27.44% of the total Gross Domestic Product (GDP) and only 3.25% of the GDP was provided in the budgets for education departments. When the provision for education for all departments including education departments is taken into account this percentage works out to be 4.04%.

Table - 6 shows the absolute statement indicating public expenditure on Education as percentage of Gross Domestic Product (GDP) sector wise as well as with the breakup of States/UTs. and Center for the year 2012-13(Actual), 2013-14(Revised Estimates) and 2014-15(Budget Estimates). The expenditure on elementary education is about 1.82% of GDP which is maximum among all other sub sectors of education followed by secondary education which is hovering around 0.99% of GDP. Contribution made by adult education (0.01) as percentage of GDP is lowest among all the sub sectors followed by university &

Higher Education and Technical education for which it is around 0.65% and 0.57% respectively.

The percentage of total budgeted expenditure of States/UTs to their Gross State Domestic Product is worked out in Table-7.

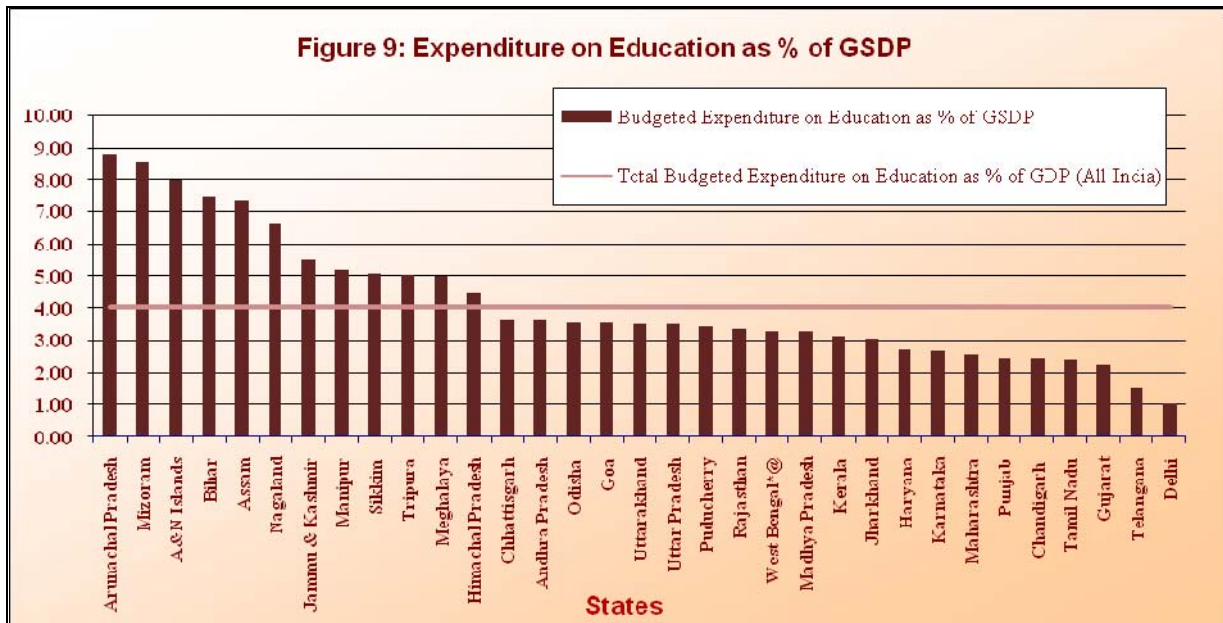


Figure-9 indicates the State-wise relationship between budgeted expenditure on education for all departments on Revenue Account in terms of the Gross State Domestic Product for the available years of various States and Union Territories for the purpose of comparative study. It is observed from the graph that the percentage of expenditure on education is below the National GDP in respect of the major states such as Chhattisgarh , Andhra Pradesh, Odisha, Goa, Uttarakhand, Uttar Pradesh, Puducherry, Rajasthan ,West Bengal, Madhya Pradesh ,Kerala, Jharkhand ,Haryana, Karnataka Maharashtra, Punjab, Chandigarh, Tamil Nadu, Gujarat, Telangana and Delhi.

IV. EXPLANATORY NOTE ON SECTOR-WISE EXPENDITURE ON EDUCATION.

Table-6 presents Statement indicating Public Expenditure on different sectors of Education i.e. Elementary, Secondary, University, Adult and Technical Education as percentage of GDP for Centre and States/Uts separately. Sector wise break up of expenditure incurred by other departments on education is not available in the budget documents of the Central Ministries (other than MHRD) and budget documents of States/UTs. Therefore to arrive at the sector wise expenditure on education the following method has been adopted:-

Ministries of Railways, Defence, Labour and Employment, Social Justice & Empowerment, Culture, Tribal Development, Development of North Eastern Region and Department of Women & Child Development mainly goes towards Elementary and Secondary Education sectors and therefore expenditure incurred by these Ministries has been counted towards Elementary & Secondary Education sectors. This expenditure has been thereafter segregated into Elementary and Secondary in the same proportion as that of the expenditure incurred by the Education Department on these two sectors.

Expenditure incurred by the Ministries of Agriculture, Civil Aviation, Finance, Home Affairs, External Affairs, Environment & Forests, Rural Development, Panchayat Raj, Shipping, Road Transport & Highways, Tourism, Urban Development, Water Resources, Youth Affairs & Sports and Consumer Affairs, Food & Public Distribution presumably mainly goes to towards Higher Education sector and therefore expenditure incurred by these Ministries has been counted towards University & Higher Education sector.

Expenditure incurred by the Ministries of Health & Family Welfare, Information & Broadcasting, Power, Science & Technology, Small Scale Industries, Earth Science and Mines goes towards Technical Education sector .

ANALYTICAL TABLES

**Table No. (1) - Budgeted Expenditure on Education by Education Department and Other Departments
(Revenue+Capital + Loan & Advances)**

(Rupees in Crores)

| | Actuals (2012-13) | | | Revised Estimates (2013-14) | | | Budget Estimates (2014-15) | | |
|-----------------------------------|--------------------------|--------------------|----------------------|------------------------------|--------------------|----------------------|------------------------------|--------------------|----------------------|
| | Expenditure on Education | | | Expenditure on Education | | | Expenditure on Education | | |
| | Education Department | Other Department | Total | Education Department | Other Department | Total | Education Department | Other Department | Total |
| 1 | 2 | 3 | 4 | 5 | 6 | 7 | 8 | 9 | 10 |
| Centre | | | | | | | | | |
| Total | 66087.62 (4.69) | 23669.98 (1.68) | 89757.60 (6.36) | 74666.30 (4.69) | 26927.96 (1.69) | 101594.26 (6.39) | 82771.10 (4.61) | 39718.24 (2.21) | 122489.34 (6.82) |
| States/UTs | | | | | | | | | |
| Total | 237672.58 (15.88) | 45250.28 (3.02) | 282922.86 (18.90) | 284726.23 (15.47) | 55308.54 (3.01) | 340034.78 (18.48) | 334583.48 (15.13) | 58619.81 (2.65) | 393203.29 (17.79) |
| Total(Centre + States/UTs) | | | | | | | | | |
| Total | 303760.20 (10.45) | 68920.26 (2.37) | 372680.46 (12.82) | 359392.53 (10.48) | 82236.51 (2.40) | 441629.04 (12.87) | 417354.58 (10.42) | 98338.05 (2.45) | 515692.62 (12.87) |

NOTE---Figures in brackets indicate percentage to total Budget of all Sectors.

**Table No. (2) - Budgeted Expenditure (Plan and Non-Plan) by Education and Other Departments (Revenue Account)
(Rupees in Crores)**

| | Actuals (2012-13) | | | Revised Estimates (2013-14) | | | Budget Estimates (2014-15) | | |
|-----------------------------------|--------------------------|---------------------|----------------------|------------------------------|---------------------|----------------------|------------------------------|---------------------|----------------------|
| | Expenditure on Education | | | Expenditure on Education | | | Expenditure on Education | | |
| | Education Department | Other Department | Total | Education Department | Other Department | Total | Education Department | Other Department | Total |
| 1 | 2 | 3 | 4 | 5 | 6 | 7 | 8 | 9 | 10 |
| Centre | | | | | | | | | |
| Plan | 55559.59 (16.88) | 15301.26 (4.65) | 70860.85 (21.52) | 61857.00 (16.63) | 17860.42 (4.80) | 79717.42 (21.44) | 68728.00 (15.15) | 29839.43 (6.58) | 98567.43 (21.73) |
| Non Plan | 10528.03 (1.15) | 8368.72 (0.92) | 18896.75 (1.52) | 12809.30 (1.25) | 9067.54 (0.88) | 21876.84 (2.13) | 14043.10 (1.26) | 9878.81 (0.89) | 23921.91 (2.15) |
| Total | 66087.62 (5.31) | 23669.98 (1.90) | 89757.60 (7.22) | 74666.30 (5.34) | 26927.96 (1.92) | 101594.26 (7.26) | 82771.10 (5.28) | 39718.24 (2.53) | 122489.34 (7.81) |
| States/Uts | | | | | | | | | |
| Plan | 39651.30 (13.67) | 19788.50 (6.82) | 59439.80 (20.49) | 54259.03 (13.73) | 26648.72 (6.75) | 80907.74 (20.48) | 70261.32 (12.80) | 25812.94 (4.70) | 96074.26 (17.51) |
| Non Plan | 193473.62 (19.86) | 25461.78 (2.61) | 218935.40 (22.47) | 222478.76 (19.57) | 28659.83 (2.52) | 251138.58 (22.09) | 251558.88 (19.42) | 32806.87 (2.53) | 284365.75 (21.95) |
| Total | 233124.92 (18.44) | 45250.28 (3.58) | 278375.21 (22.02) | 276737.78 (18.06) | 55308.54 (3.61) | 332046.33 (21.67) | 321820.20 (17.45) | 58619.81 (3.18) | 380440.01 (20.63) |
| Total(Centre + States/Uts) | | | | | | | | | |
| Plan | 95210.89 (15.37) | 35089.76 (5.67) | 130300.65 (21.04) | 116116.03 (15.14) | 44509.14 (5.80) | 160625.17 (20.94) | 138989.32 (13.87) | 55652.36 (5.55) | 194641.68 (19.42) |
| Non Plan | 204001.65 (10.80) | 33830.50 (1.79) | 237832.15 (12.59) | 235288.06 (10.87) | 37727.37 (1.74) | 273015.43 (12.61) | 265601.98 (11.02) | 42685.68 (1.77) | 308287.66 (12.79) |
| Total | 299212.54 (11.93) | 68920.26 (2.75) | 368132.81 (14.68) | 351404.08 (11.99) | 82236.51 (2.81) | 433640.59 (14.79) | 404591.30 (11.86) | 98338.05 (2.88) | 502929.34 (14.74) |

NOTE---Figures in brackets indicate percentage to total Budget of all Sectors.

Table No. (3) - Budgeted Expenditure on Education and Training (Revenue Account)

(Rupees in Crores)

| 1 | Actuals (2012-13) | | | Revised Estimates (2013-14) | | | Budget Estimates (2014-15) | | |
|--------------------|----------------------------|------------------------------|------------------------------|------------------------------|------------------------------|------------------------------|------------------------------|------------------------------|------------------------------|
| | Centre 2 | States/Uts 3 | Total 4 | Centre 5 | States/Uts 6 | Total 7 | Centre 8 | States/Uts 9 | Total 10 |
| Education | | | | | | | | | |
| Education Deptts | 66087.62 (5.31) | 233124.92 (18.44) | 299212.54 (11.93) | 74666.30 (5.34) | 276737.78 (18.06) | 351404.08 (11.99) | 82771.10 (5.28) | 321820.20 (17.45) | 404591.30 (11.86) |
| Other Depts | 20413.98 (1.64) | 34989.99 (2.77) | 55403.97 (2.21) | 23248.40 (1.66) | 42283.99 (2.76) | 65532.39 (2.24) | 35709.91 (2.28) | 44190.17 (2.40) | 79900.08 (2.34) |
| Total | 86501.60 (6.96) | 268114.91 (21.21) | 354616.51 (14.14) | 97914.70 (7.00) | 319021.77 (20.82) | 416936.47 (14.22) | 118481.01 (7.56) | 366010.37 (19.85) | 484491.38 (14.20) |
| Training | | | | | | | | | |
| Total | 3256.01 (0.26) | 10260.29 (0.81) | 13516.30 (0.54) | 3679.57 (0.26) | 13224.55 (0.86) | 16904.12 (0.58) | 4008.33 (0.26) | 14429.64 (0.78) | 18437.97 (0.54) |
| Grand Total | 89757.61 (7.22) | 278375.20 (22.02) | 368132.81 (14.68) | 101594.27 (7.26) | 332246.32 (21.69) | 433840.59 (14.80) | 122489.34 (7.81) | 380440.01 (20.63) | 502929.35 (14.74) |

NOTE---Figures in brackets indicate percentage to total Budget of all Sectors.

Table-4 Budgeted Expenditure on Education by MHRD of Central Government (Revenue Account)

(Rs in thousands)

| S.No. | Sectors | Actuals (2012 -13) | | | Revised Estimates (2013-14) | | | Budget Estimates (2014-15) | | |
|---|------------------------------------|--------------------|------------------|------------------|------------------------------|------------------|------------------|-----------------------------|------------------|------------------|
| | | Plan | Non-Plan | Total | Plan | Non-Plan | Total | Plan | Non-Plan | Total |
| | | 2 | 3 | 4 | 5 | 6 | 7 | 8 | 9 | 10 |
| Department of School Education and Literacy (SE & L) | | | | | | | | | | |
| 1 | Elementary Education | 359223100 | 64300 | 359287400 | 396143100 | 76600 | 396219700 | 424380000 | 82800 | 424462800 |
| 2 | Secondary Education | 64449800 | 28006700 | 92456500 | 70630000 | 30115500 | 100745500 | 88290000 | 32750100 | 121040100 |
| 3 | Adult Education | 4658100 | 27300 | 4685400 | 4816900 | 30900 | 4847800 | 5610000 | 38100 | 5648100 |
| | TOTAL (SE & L) | 428331000 | 28098300 | 456429300 | 471590000 | 30223000 | 501813000 | 518280000 | 32871000 | 551151000 |
| Department Of Higher Education (HE) | | | | | | | | | | |
| 1 | University Education | 51129758 | 48636758 | 99766516 | 56978300 | 67093600 | 124071900 | 63730300 | 73672300 | 137402600 |
| 2 | Language Development | 2273617 | 936740 | 3210357 | 2873200 | 1166600 | 4039800 | 2490000 | 1276800 | 3766800 |
| 3 | Technical Education | 59264351 | 25828049 | 85092400 | 64376700 | 28057900 | 92434600 | 71389700 | 30783800 | 102173500 |
| 4 | Book Promotion | 189770 | 303247 | 493017 | 357800 | 258200 | 616000 | 290000 | 319800 | 609800 |
| 5 | Planning & Administration | 284453 | 902639 | 1187092 | 772000 | 1230500 | 2002500 | 1340000 | 1427300 | 2767300 |
| 6 | Student' Financial Aid | 11154685 | 4571 | 11159256 | 19522000 | 9900 | 19531900 | 23260000 | 10000 | 23270000 |
| 7 | Distance Learning | 2968255 | 570000 | 3538255 | 2100000 | 53300 | 2153300 | 6500000 | 70000 | 6570000 |
| | TOTAL Higher Education | 127264889 | 77182004 | 204446893 | 146980000 | 97870000 | 244850000 | 169000000 | 107560000 | 276560000 |
| | GRAND TOTAL (SE&L + HE) | 555595889 | 105280304 | 660876193 | 618570000 | 128093000 | 746663000 | 687280000 | 140431000 | 827711000 |

NOTE: MHRD - Ministry of Human Resource Development

Table (5) - Statement Indicating the Public Expenditure on Education as percentage of GDP

| S.No. | Year | G D P at current prices (at factor cost) (Rs. in crore) | Total Expenditure on Education by Education Department (Rs. in crore) | | | | | | Total Expenditure on Education by Education & Other Department (Rs. in crore) | | | | | |
|-------|--------------|--|---|----------|---------------|--------------------|--------------------|-----------------------------|---|-----------|---------------|--------------------|--------------------|-----------------------------|
| | | | States | Centre | States+Centre | States as % of GDP | Centre as % of GDP | (States+Centre) as % of GDP | States | Centre | States+Centre | States as % of GDP | Centre as % of GDP | (States+Centre) as % of GDP |
| 1 | 2 | 3 | 4 | 5 | 6 | 7 | 8 | 9 | 10 | 11 | 12 | 13 | 14 | 15 |
| 1 | 1999-2000 | 1847273.00 | 53948.84 | 7332.62 | 61281.46 | 2.92 | 0.40 | 3.32 | 63909.23 | 10906.86 | 74816.09 | 3.46 | 0.59 | 4.05 |
| 2 | 2000-01 | 1991982.00 | 54572.84 | 7925.25 | 62498.09 | 2.74 | 0.40 | 3.14 | 72290.53 | 10195.95 | 82486.48 | 3.63 | 0.51 | 4.14 |
| 3 | 2001-02 | 2167745.00 | 56810.73 | 8036.98 | 64847.71 | 2.62 | 0.37 | 2.99 | 65746.19 | 14119.52 | 79865.71 | 3.03 | 0.65 | 3.68 |
| 4 | 2002-03 | 2338200.00 | 59472.29 | 9089.25 | 68561.54 | 2.54 | 0.39 | 2.93 | 69350.70 | 16156.63 | 85507.33 | 2.97 | 0.69 | 3.66 |
| 5 | 2003-04 | 2622216.00 | 62867.46 | 10177.47 | 73044.93 | 2.40 | 0.39 | 2.79 | 71978.28 | 17100.97 | 89079.25 | 2.74 | 0.65 | 3.40 |
| 6 | 2004-05 | 2971464.00 | 68169.62 | 13111.23 | 81280.85 | 2.29 | 0.44 | 2.73 | 78668.14 | 18025.96 | 96694.10 | 2.65 | 0.61 | 3.26 |
| 7 | 2005-06 | 3390503.00 | 76660.54 | 17823.16 | 94483.70 | 2.26 | 0.53 | 2.79 | 90018.94 | 23209.77 | 113228.71 | 2.66 | 0.68 | 3.34 |
| 8 | 2006-07 | 3953276.00 | 86466.89 | 23873.47 | 110340.36 | 2.19 | 0.60 | 2.79 | 103147.47 | 34236.52 | 137383.99 | 2.61 | 0.87 | 3.48 |
| 9 | 2007-08 | 4582086.00 | 98609.88 | 26769.75 | 125379.63 | 2.15 | 0.58 | 2.74 | 115877.90 | 39919.37 | 155797.27 | 2.53 | 0.87 | 3.40 |
| 10 | 2008-09 | 5303567.00 | 118386.73 | 34435.67 | 152822.40 | 2.23 | 0.65 | 2.88 | 141091.25 | 47977.59 | 189068.84 | 2.66 | 0.90 | 3.56 |
| 11 | 2009-10 | 6108903.00 | 150194.39 | 39941.69 | 190136.08 | 2.46 | 0.65 | 3.11 | 177232.79 | 64023.23 | 241256.02 | 2.90 | 1.05 | 3.95 |
| 12 | 2010-11 | 7248860.00 | 181604.73 | 51905.38 | 233510.11 | 2.51 | 0.72 | 3.22 | 212817.50 | 80660.73 | 293478.23 | 2.94 | 1.11 | 4.05 |
| 13 | 2011-12 | 8736039.00 | 209830.99 | 60260.79 | 270091.78 | 2.40 | 0.69 | 3.09 | 247855.86 | 86074.52 | 333930.38 | 2.84 | 0.99 | 3.82 |
| 14 | 2012-13 | 9946636.00 | 233124.92 | 66087.62 | 299212.54 | 2.34 | 0.66 | 3.01 | 278375.27 | 89757.60 | 368132.87 | 2.80 | 0.90 | 3.70 |
| 15 | 2013-14 (RE) | 11236635.00 | 276737.78 | 74666.30 | 351404.08 | 2.46 | 0.66 | 3.13 | 332046.33 | 101594.26 | 433640.59 | 2.96 | 0.90 | 3.86 |
| 16 | 2014-15 (BE) | 12433749.00 | 321820.20 | 82771.10 | 404591.30 | 2.59 | 0.67 | 3.25 | 380440.01 | 122489.34 | 502929.34 | 3.06 | 0.99 | 4.04 |

Note:- GDP figures for 1999-2000 to 2003-04 are on the base year 1999-00 series. From 2004-05 to 2010-11 GDP figures are on the base year 2004-05 Series. From 2011-12 onwards are on new series with base year 2011-12

Source :- GDP figures are taken from National Accounts Statistics of Central Statistics Organisation (CSO) as on 31.03.2017

Table 6: Statement indicating Public expenditure on Education as percentage of GDP Sector-wise (Estimated)

| SNo. | Sector | Expenditure (Rs in crore) | | | Expenditure(As % of GDP) | | |
|--|-------------------------------|---------------------------|------------------|------------------|---------------------------|-------------|-------------|
| | | States/Uts | Centre | Total | States/Uts | Centre | Total |
| Year 2012-13(Actual) GDP :- Rs. 9946636 crore(Provisional) | | | | | | | |
| 1 | Elementary Education | 121151.37 | 38324.94 | 159476.31 | 1.22 | 0.39 | 1.60 |
| 2 | Secondary Education | 80075.82 | 9862.27 | 89938.10 | 0.81 | 0.10 | 0.90 |
| 3 | University & Higher Education | 43637.18 | 18810.58 | 62447.76 | 0.44 | 0.19 | 0.63 |
| 4 | Adlut Education | 478.91 | 468.54 | 947.45 | 0.00 | 0.00 | 0.01 |
| 5 | Technical Education | 33031.93 | 22291.26 | 55323.19 | 0.33 | 0.22 | 0.56 |
| Total (Education) | | 278375.22 | 89757.59 | 368132.81 | 2.80 | 0.90 | 3.70 |
| Year 2013-14(RE) GDP :- Rs. 11236635 crore(Provisional) | | | | | | | |
| 1 | Elementary Education | 140573.41 | 42866.80 | 183440.21 | 1.25 | 0.38 | 1.63 |
| 2 | Secondary Education | 96134.59 | 10899.60 | 107034.19 | 0.86 | 0.10 | 0.95 |
| 3 | University & Higher Education | 54853.76 | 22698.13 | 77551.89 | 0.49 | 0.20 | 0.69 |
| 4 | Adlut Education | 570.12 | 484.78 | 1054.90 | 0.01 | 0.00 | 0.01 |
| 5 | Technical Education | 39914.44 | 24644.95 | 64559.39 | 0.36 | 0.22 | 0.57 |
| Total (Education) | | 332046.32 | 101594.26 | 433640.58 | 2.96 | 0.90 | 3.86 |
| Year 2014-15(BE) GDP :- Rs. 12433749 crore (Provisional) | | | | | | | |
| 1 | Elementary Education | 177101.91 | 49600.60 | 226702.51 | 1.42 | 0.40 | 1.82 |
| 2 | Secondary Education | 108477.13 | 14144.14 | 122621.27 | 0.87 | 0.11 | 0.99 |
| 3 | University & Higher Education | 54232.46 | 27064.00 | 81297.05 | 0.44 | 0.22 | 0.65 |
| 4 | Adlut Education | 891.31 | 564.81 | 1456.12 | 0.01 | 0.00 | 0.01 |
| 5 | Technical Education | 39737.20 | 31115.20 | 70852.40 | 0.32 | 0.25 | 0.57 |
| Total (Education) | | 380440.01 | 122489.34 | 502929.35 | 3.06 | 0.99 | 4.04 |

Table No. :7 Relationship between Budgeted Expenditure on Education and Gross State Domestic Product (GSDP) of States and Uts during 2014-15

| (Rs.in crores) | | | | | | | | | | |
|----------------|-----------------------------|--|----------------------------|---|--|-----------------------------------|--|---|--|---|
| Sl. No. | States/UTs | Gross State Domestic Product at Current Prices,Base year-2011-12 | Total State Revenue Budget | Total Expenditure on Education & Training by Education & Other Department | Total Expenditure on Education by Education Department | % of Total Revenue Budget to GSDP | % of Education & Training Budget to Total Revenue Budget | % of Education Budget of Education Department to Total Revenue Budget | % of Education & Training Budget of Education & Other Department to Total GSDP | % of Education Budget of Education Department to GSDP |
| 1 | 2 | 3 | 4 | 5 | 6 | 7 | 8 | 9 | 10 | 11 |
| 1 | Andhra Pradesh | 526468.00 | 98141.82 | 19225.38 | 13845.92 | 18.64 | 19.59 | 14.11 | 3.65 | 2.63 |
| 2 | Arunachal Pradesh | 16761.00 | 7179.31 | 1471.83 | 1281.29 | 42.83 | 20.50 | 17.85 | 8.78 | 7.64 |
| 3 | Assam | 198098.00 | 48631.31 | 14605.78 | 13292.81 | 24.55 | 30.03 | 27.33 | 7.37 | 6.71 |
| 4 | Bihar | 373920.00 | 91765.43 | 27961.90 | 23913.84 | 24.54 | 30.47 | 26.06 | 7.48 | 6.40 |
| 5 | Chhattisgarh | 234982.00 | 46190.78 | 8590.53 | 7980.52 | 19.66 | 18.60 | 17.28 | 3.66 | 3.40 |
| 6 | Goa | 40633.00 | 8099.47 | 1447.10 | 1116.17 | 19.93 | 17.87 | 13.78 | 3.56 | 2.75 |
| 7 | Gujarat | 895027.00 | 96216.59 | 20059.17 | 16153.16 | 10.75 | 20.85 | 16.79 | 2.24 | 1.80 |
| 8 | Haryana | 437462.00 | 52702.71 | 11897.97 | 9965.61 | 12.05 | 22.58 | 18.91 | 2.72 | 2.28 |
| 9 | Himachal Pradesh | 104369.00 | 19783.60 | 4676.62 | 4141.57 | 18.96 | 23.64 | 20.93 | 4.48 | 3.97 |
| 10 | Jammu & Kashmir | 100404.00 | 32461.08 | 5541.21 | 3995.14 | 32.33 | 17.07 | 12.31 | 5.52 | 3.98 |
| 11 | Jharkhand | 217107.00 | 39487.94 | 6665.32 | 5739.06 | 18.19 | 16.88 | 14.53 | 3.07 | 2.64 |
| 12 | Karnataka | 921788.00 | 110757.34 | 24588.57 | 20251.23 | 12.02 | 22.20 | 18.28 | 2.67 | 2.20 |
| 13 | Kerala | 526002.00 | 71974.04 | 16412.73 | 13416.01 | 13.68 | 22.80 | 18.64 | 3.12 | 2.55 |
| 14 | Madhya Pradesh | 481982.00 | 99013.81 | 15828.03 | 13423.36 | 20.54 | 15.99 | 13.56 | 3.28 | 2.79 |
| 15 | Maharashtra | 1792122.00 | 184422.63 | 45958.86 | 38736.42 | 10.29 | 24.92 | 21.00 | 2.56 | 2.16 |
| 16 | Manipur | 18043.00 | 7627.62 | 935.32 | 776.45 | 42.27 | 12.26 | 10.18 | 5.18 | 4.30 |
| 17 | Meghalaya | 24408.00 | 9902.78 | 1221.56 | 1051.87 | 40.57 | 12.34 | 10.62 | 5.00 | 4.31 |
| 18 | Mizoram | 11559.00 | 5764.41 | 985.77 | 883.02 | 49.87 | 17.10 | 15.32 | 8.53 | 7.64 |
| 19 | Nagaland | 18414.00 | 7911.40 | 1221.88 | 1075.82 | 42.96 | 15.44 | 13.60 | 6.64 | 5.84 |
| 20 | Odisha | 321971.00 | 62881.47 | 11540.57 | 10236.69 | 19.53 | 18.35 | 16.28 | 3.58 | 3.18 |
| 21 | Punjab | 368011.00 | 49146.31 | 9009.42 | 7648.20 | 13.35 | 18.33 | 15.56 | 2.45 | 2.08 |
| 22 | Rajasthan | 612194.00 | 105387.20 | 20708.89 | 19267.42 | 17.21 | 19.65 | 18.28 | 3.38 | 3.15 |
| 23 | Sikkim | 15209.00 | 4838.96 | 771.92 | 701.24 | 31.82 | 15.95 | 14.49 | 5.08 | 4.61 |
| 24 | Tamil Nadu | 1092564.00 | 127100.47 | 26173.67 | 21791.48 | 11.63 | 20.59 | 17.15 | 2.40 | 1.99 |
| 25 | Telangana | 511178.00 | 79789.31 | 7845.03 | 5482.26 | 15.61 | 9.83 | 6.87 | 1.53 | 1.07 |
| 26 | Tripura | 29667.00 | 8117.47 | 1489.56 | 1306.54 | 27.36 | 18.35 | 16.10 | 5.02 | 4.40 |
| 27 | Uttarakhand | 161985.00 | 23792.03 | 5737.37 | 4946.82 | 14.69 | 24.11 | 20.79 | 3.54 | 3.05 |
| 28 | Uttar Pradesh | 1043371.00 | 197420.88 | 36946.60 | 32145.02 | 18.92 | 18.71 | 16.28 | 3.54 | 3.08 |
| 29 | West Bengal*@ | 706561.00 | 105978.20 | 23395.01 | 21004.37 | 15.00 | 22.08 | 19.82 | 3.31 | 2.97 |
| 30 | A&N Islands | 5721.00 | 3046.78 | 456.37 | 423.52 | 53.26 | 14.98 | 13.90 | 7.98 | 7.40 |
| 31 | Chandigarh | 27844.00 | 3064.50 | 680.62 | 484.14 | 11.01 | 22.21 | 15.80 | 2.44 | 1.74 |
| 32 | Delhi | 492424.00 | 27540.88 | 5135.62 | 4352.95 | 5.59 | 18.65 | 15.81 | 1.04 | 0.88 |
| 33 | Puducherry | 24089.00 | 5182.77 | 827.35 | 623.57 | 21.52 | 15.96 | 12.03 | 3.43 | 2.59 |
| | All India (2014-15)* | 12433749.00 | 3412132.05 | 502929.34 | 404591.30 | 27.44 | 14.74 | 11.86 | 4.04 | 3.25 |

Note: (i) GSDP figures pertain to the year 2014-15 and have been taken from GSDP ,uploaded by National Accounts Division, CSO, MOSPI as on 31.03.2017

@ GSDP of West Bengal for new series is as per previous series.

* Total Revenue Budget (States/UTs+Centre)

Table 8:-Total Budget (States and Centre)(Revenue, Capital and Loan & Advances)

(Rs.in crores)

| | Actuals (2012-13) | | | Revised Estimates (2013-14) | | | Budget Estimates (2014-15) | | |
|--|--------------------|-------------------|-------------------|------------------------------|-------------------|-------------------|------------------------------|-------------------|-------------------|
| | Plan | Non-Plan | Total | Plan | Non-Plan | Total | Plan | Non-Plan | Total |
| 1 | 2 | 3 | 4 | 5 | 6 | 7 | 8 | 9 | 10 |
| REVENUE | | | | | | | | | |
| State + UTs | 290113.71 | 974272.20 | 1264385.91 | 395052.53 | 1136904.26 | 1531956.79 | 548753.65 | 1295266.40 | 1844020.05 |
| Centre | 329208.00 | 914306.00 | 1243514.00 | 371851.00 | 1027688.00 | 1399539.00 | 453503.00 | 1114609.00 | 1568112.00 |
| TOTAL | 619321.71 | 1888578.20 | 2507899.91 | 766903.53 | 2164592.26 | 2931495.79 | 1002256.65 | 2409875.40 | 3412132.05 |
| CAPITALS | | | | | | | | | |
| State + UTs | 190684.11 | 8396.64 | 199080.75 | 263997.27 | 8246.18 | 272243.45 | 330459.47 | 13877.58 | 344337.05 |
| Centre | 73764.00 | 78142.00 | 151906.00 | 92681.00 | 86676.00 | 179357.00 | 109497.00 | 104627.00 | 214124.00 |
| TOTAL | 264448.11 | 86538.64 | 350986.75 | 356678.27 | 94922.18 | 451600.45 | 439956.47 | 118504.58 | 558461.05 |
| LOAN & ADVANCES | | | | | | | | | |
| State + UTs | 19287.61 | 14204.50 | 33492.11 | 20249.13 | 16040.75 | 36289.88 | 15144.87 | 7335.35 | 22480.22 |
| Centre | 10653.00 | 4299.00 | 14952.00 | 11000.00 | 538.00 | 11538.00 | 12000.00 | 656.00 | 12656.00 |
| TOTAL | 29940.61 | 18503.50 | 48444.11 | 31249.13 | 16578.75 | 47827.88 | 27144.87 | 7991.35 | 35136.22 |
| REVENUE+CAPITAL+LOAN & ADVANCES | | | | | | | | | |
| State + UTs | 500085.43 | 996873.34 | 1496958.77 | 679298.93 | 1161191.19 | 1840490.12 | 894357.99 | 1316479.33 | 2210837.32 |
| Centre | 413625.00 | 996747.00 | 1410372.00 | 475532.00 | 1114902.00 | 1590434.00 | 575000.00 | 1219892.00 | 1794892.00 |
| GRAND TOTAL | 913710.43 | 1993620.34 | 2907330.77 | 1154830.93 | 2276093.19 | 3430924.12 | 1469357.99 | 2536371.33 | 4005729.32 |

STATISTICAL STATEMENTS

STATEMENT NO. (1): BUDGETED PROVISION FOR EDUCATION & TRAINING AT THE CENTRE (REVENUE ACCOUNT)

SCHEME: EDUCATION

(RUPEES IN THOUSANDS)

| S.No. | MINISTRY/DEPARTMENT | 2012-13 (ACTUALS) | | | 2013-14 (R. E.) | | | 2014-15 (B. E.) | | |
|-------|---|-------------------|-----------|-----------|-----------------|-----------|-----------|-----------------|-----------|------------|
| | | PLAN | NON-PLAN | TOTAL | PLAN | NON-PLAN | TOTAL | PLAN | NON-PLAN | TOTAL |
| 1 | MINISTRY OF RAILWAYS | 6283630 | ... | 6283630 | 6505295 | ... | 6505295 | 7958969 | ... | 7958969 |
| 2 | MINISTRY OF AGRICULTURE | 24969533 | 20677019 | 45646552 | 26356700 | 23015610 | 49372310 | 37518400 | 24519398 | 62037798 |
| 3 | MINISTRY OF FINANCE | ... | 990513 | 990513 | ... | 1110747 | 1110747 | 4350000 | 1459377 | 5809377 |
| 4 | MINISTRY OF DEFENCE | ... | 10648 | 10648 | ... | 11300 | 11300 | ... | 13400 | 13400 |
| 5 | MINISTRY OF HOME AFFAIRS | 122388 | 2931618 | 3054006 | 262350 | 3470805 | 3733155 | 550250 | 4979112 | 5529362 |
| 6 | MINISTRY OF EXTERNAL AFFAIRS | ... | 54500 | 54500 | ... | 54500 | 54500 | ... | 54500 | 54500 |
| 7 | MINISTRY OF ENVIRONMENT & FORESTS | 4154080 | 584368 | 4738448 | 3704657 | 611773 | 4316430 | 5485567 | 676330 | 6161897 |
| 8 | MINISTRY OF HEALTH & FAMILY WELFARE | 19227740 | 14749900 | 33977640 | 29244500 | 16293561 | 45538061 | 48830567 | 16526747 | 65357314 |
| 9 | MINISTRY OF INFORMATION & BROADCASTING | 127000 | 363596 | 490596 | 335500 | 415300 | 750800 | 625000 | 439400 | 1064400 |
| 10 | MINISTRY OF POWER | 403600 | 1848 | 405448 | 200000 | 2340 | 202340 | 2955300 | 2800 | 2958100 |
| 11 | MINISTRY OF RURAL DEVELOPMENT | 123095 | ... | 123095 | 473500 | ... | 473500 | 873000 | ... | 873000 |
| 12 | MINISTRY OF SCIENCE & TECHNOLOGY | 49305444 | 18007428 | 67312872 | 51241100 | 19628800 | 70869900 | 66738200 | 20605800 | 87344000 |
| 13 | MINISTRY OF MICRO, SMALL & MED. ENTERPRISES | 38221 | ... | 38221 | 95100 | ... | 95100 | 95100 | ... | 95100 |
| 14 | MINISTRY OF LABOUR AND EMPLOYMENT | 263421 | 1606678 | 1870099 | 443900 | 1552630 | 1996530 | 751500 | 1727651 | 2479151 |
| 15 | MINISTRY OF SHIPPING | 49815 | 53145 | 102960 | 50000 | 118500 | 168500 | 60000 | 84500 | 144500 |
| 16 | MINISTRY OF SOCIAL JUSTICE & EMPOWERMENT | 2426050 | 449800 | 2875850 | 6438600 | 479500 | 6918100 | 37820100 | ... | 37820100 |
| 17 | MINISTRY OF CULTURE | 344454 | 237670 | 582124 | 481800 | 389946 | 871746 | 791800 | 268450 | 1060250 |
| 18 | MINISTRY OF TRIBAL AFFAIRS | 9802356 | ... | 9802356 | 11789200 | ... | 11789200 | 20469700 | ... | 20469700 |
| 19 | MINISTRY OF URBAN DEVELOPMENT | 80244 | 97745 | 177989 | 50000 | 101700 | 151700 | ... | 106100 | 106100 |
| 20 | MINISTRY OF WATER RESOURCES | 80214 | ... | 80214 | 353000 | ... | 353000 | 300000 | ... | 300000 |
| 21 | MINISTRY OF YOUTH AFFAIRS & SPORTS | 244500 | ... | 244500 | 648000 | ... | 648000 | 648000 | ... | 648000 |
| 22 | MINISTRY OF CONS. AFRS., FOOD & PUB. DISTRIB. | 23772 | 261314 | 285086 | 28500 | 268864 | 297364 | 32000 | 294100 | 326100 |
| 23 | MINISTRY OF EARTH SCIENCES | 6346492 | 1014831 | 7361323 | 7164900 | 1056900 | 8221800 | 9210000 | 1128900 | 10338900 |
| 24 | MINISTRY OF MINES | 67085 | ... | 67085 | 48000 | ... | 48000 | 195350 | ... | 195350 |
| 25 | MINISTRY OF DEVELOPMENT OF N. E. REGION | 115085 | ... | 115085 | 109200 | ... | 109200 | 104500 | ... | 104500 |
| 26 | MINISTRY OF WOMEN AND CHILD DEVELOPMENT | 360267 | ... | 360267 | 567500 | ... | 567500 | 707000 | ... | 707000 |
| 27 | MINISTRY OF COAL | 114000 | ... | 114000 | 130000 | ... | 130000 | 200000 | ... | 200000 |
| 28 | MINISTRY OF FOOD PROCESSING INDUSTRIES | ... | 2264 | 2264 | ... | 2590 | 2590 | ... | 2800 | 2800 |
| 29 | MINISTRY OF MINORITY AFFAIRS | 809195 | ... | 809195 | 2386024 | ... | 2386024 | 10117000 | ... | 10117000 |
| 30 | MINISTRY OF NEW & RENEWABLE ENERGY | ... | ... | ... | ... | ... | ... | 1495000 | ... | 1495000 |
| 31 | DEPARTMENT OF ATOMIC ENERGY | 4500 | 8916909 | 8921409 | 20000 | 9422815 | 9442815 | 580000 | 10676415 | 11256415 |
| 32 | MINISTRY OF TEXTILES | 296405 | 225277 | 521682 | 649750 | 241100 | 890850 | 1648300 | 319700 | 1968000 |
| 33 | DEPARTMENT OF SPACE | 705595 | 729997 | 1435592 | 748800 | 844600 | 1593400 | 1388500 | 950500 | 2339000 |
| 34 | MINISTRY OF PETROLIUM & NATURAL GASES | ... | ... | ... | 150000 | ... | 150000 | 150000 | ... | 150000 |
| 35 | M/O. PERS., PG & PENSION, CVC & UPSC | 30000 | 35530 | 65530 | 52500 | 34500 | 87000 | 52500 | 38370 | 90870 |
| 36 | M/O. LAW & JUSTICE | ... | ... | ... | ... | ... | ... | 50000 | ... | 50000 |
| 37 | M/O. HEAVY INDUSTRY & PUBLIC ENTERPRISES | 2279600 | 55000 | 2334600 | 4400 | 80000 | 84400 | 3526267 | 143333 | 3669600 |
| 38 | M/O. CHEMICALS & FERTILIZERS | 374239 | 228200 | 602439 | 426400 | 192000 | 618400 | 1021700 | 170300 | 1192000 |
| 39 | M/O. COMMERCE & INDUSTRY | ... | 134414 | 134414 | ... | 147100 | 147100 | 50000 | 158000 | 208000 |
| 40 | M/O. DRINKING WATER & SANITATION | 476316 | ... | 476316 | 1329000 | ... | 1329000 | 1818000 | ... | 1818000 |
| 41 | M/O. STATISTICS & PROGRAMME IMPLEMENTATION | 413864 | 1171600 | 1585464 | 360000 | ... | 360000 | 1000000 | 1399900 | 2399900 |
| 42 | M/O. OVERSEAS INDIAN AFFAIRS | ... | 77400 | 77400 | ... | 88300 | 88300 | ... | 85600 | 85600 |
| 43 | M/O. ROAD TRANSPORT | 8339 | ... | 8339 | 50000 | ... | 50000 | 100000 | ... | 100000 |
| 44 | MINISTRY OF HRD (BOTH DEPTS.) | 55595889 | 105280304 | 660876193 | 618570000 | 128093000 | 746663000 | 687280000 | 140431000 | 827711000 |
| TOTAL | | 686066428 | 178949516 | 865015944 | 771468176 | 207678781 | 979146957 | 957547570 | 227262483 | 1184810053 |

.. NICNET ..

STATEMENT NO. (1) : BUDGETED PROVISION FOR EDUCATION & TRAINING AT THE CENTRE (REVENUE ACCOUNT)

SCHEME: TRAINING (FORMAL)

(RUPEES IN THOUSANDS)

| S.No. | MINISTRY/DEPARTMENT | 2012-13 (ACTUALS) | | | 2013-14 (R.E.) | | | 2014-15 (B.E.) | | |
|-------|---|-------------------|----------|----------|----------------|----------|----------|----------------|----------|----------|
| | | PLAN | NON-PLAN | TOTAL | PLAN | NON-PLAN | TOTAL | PLAN | NON-PLAN | TOTAL |
| 1 | MINISTRY OF AGRICULTURE | 5453075 | 320032 | 5773107 | 5212450 | 494300 | 5706750 | 346400 | 405900 | 752300 |
| 2 | MINISTRY OF CIVIL AVIATION | ... | 11026 | 11026 | ... | 12650 | 12650 | ... | 16400 | 16400 |
| 3 | MINISTRY OF FINANCE | 28770 | 123228 | 151998 | 30000 | 126010 | 156010 | 40000 | 178640 | 218640 |
| 4 | MINISTRY OF HOME AFFAIRS | 131306 | 592735 | 724041 | 238096 | 745909 | 984005 | 292223 | 1020200 | 1312423 |
| 5 | MINISTRY OF EXTERNAL AFFAIRS | ... | 64172 | 64172 | ... | 66800 | 66800 | ... | 85300 | 85300 |
| 6 | MINISTRY OF ENVIRONMENT & FORESTS | 877541 | 217421 | 1094962 | 525300 | 234449 | 759749 | 822500 | 251230 | 1073730 |
| 7 | MINISTRY OF HEALTH & FAMILY WELFARE | 6177903 | 6590458 | 12768361 | 7943700 | 7254556 | 15198256 | 10027565 | 7495173 | 17522738 |
| 8 | MINISTRY OF POWER | 50000 | 59932 | 109932 | 60000 | 66880 | 126880 | 605200 | 67400 | 672600 |
| 9 | MINISTRY OF RURAL DEVELOPMENT | 343300 | 170400 | 513700 | 347000 | 152500 | 499500 | 540000 | 174500 | 714500 |
| 10 | MINISTRY OF MICRO, SMALL & MED. ENTERPRISES | 624764 | ... | 624764 | 810000 | ... | 810000 | 1136000 | ... | 1136000 |
| 11 | MINISTRY OF LABOUR AND EMPLOYMENT | 4893676 | 491717 | 5385393 | 6344000 | 501100 | 6845100 | 6833500 | 547900 | 7381400 |
| 12 | MINISTRY OF SOCIAL JUSTICE & EMPOWERMENT | 52000 | ... | 52000 | 10000 | ... | 10000 | ... | ... | ... |
| 13 | MINISTRY OF TOURISM | 1270405 | 5017 | 1275422 | 1907000 | 8000 | 1915000 | 2454000 | 12000 | 2466000 |
| 14 | MINISTRY OF CULTURE | 164923 | 37735 | 202658 | 195100 | 38610 | 233710 | 265000 | 43300 | 308300 |
| 15 | MINISTRY OF URBAN DEVELOPMENT | 73424 | 65200 | 138624 | 104645 | 80000 | 184645 | 86645 | 90000 | 176645 |
| 16 | MINISTRY OF WATER RESOURCES | 91630 | 545303 | 636933 | 115000 | 526300 | 641300 | 150000 | 554700 | 704700 |
| 17 | MINISTRY OF CONS. AFPS., FOOD & PUB. DISTRIB. | ... | ... | ... | ... | ... | ... | 2000 | ... | 2000 |
| 18 | MINISTRY OF EARTH SCIENCES | ... | 28737 | 28737 | ... | 32300 | 32300 | ... | 32300 | 32300 |
| 19 | MINISTRY OF MINES | ... | ... | ... | 1500 | ... | 1500 | 2500 | ... | 2500 |
| 20 | MINISTRY OF WOMEN AND CHILD DEVELOPMENT | 88329 | ... | 88329 | 90000 | ... | 90000 | 180000 | ... | 180000 |
| 21 | MINISTRY OF MINORITY AFFAIRS | 31493 | 160 | 31653 | 27500 | 360 | 27860 | 56533 | 400 | 56933 |
| 22 | MINISTRY OF NEW & RENEWABLE ENERGY | ... | ... | ... | ... | ... | ... | ... | 130000 | 130000 |
| 23 | DEPARTMENT OF ATOMIC ENERGY | ... | 7798 | 7798 | ... | 14700 | 14700 | ... | 16400 | 16400 |
| 24 | MINISTRY OF TEXTILES | 322231 | ... | 322231 | 589850 | ... | 589850 | 582500 | ... | 582500 |
| 25 | M/O. PERS., PG & PENSION, CVC & UPSC | 552873 | 453655 | 1006528 | 686500 | 471035 | 1157535 | 735000 | 520330 | 1255330 |
| 26 | M/O. LAW & JUSTICE | ... | 73146 | 73146 | ... | 78500 | 78500 | ... | 70000 | 70000 |
| 27 | M/O. HEAVY INDUSTRY & PUBLIC ENTERPRISES | 1139800 | 27500 | 1167300 | 2200 | 40000 | 42200 | 1763133 | 71667 | 1834800 |
| 28 | M/O. COMMUNICATION & IT | 23114 | ... | 23114 | 69500 | ... | 69500 | 80000 | ... | 80000 |
| 29 | PARL. SECTT. OF PRESIDENT & VICE PRESIDENT | ... | 3954 | 3954 | ... | 10309 | 10309 | ... | 11270 | 11270 |
| TOTAL | | 22390557 | 9889326 | 32279883 | 25309341 | 10955268 | 36264609 | 27000699 | 11795010 | 38795709 |

..NICNET

STATEMENT NO. (1): BUDGETED PROVISION FOR EDUCATION & TRAINING AT THE CENTRE (REVENUE ACCOUNT)

SCHEME: TRAINING (INFORMAL)

(RUPEES IN THOUSANDS)

| S.No. | MINISTRY/DEPARTMENT | 2012-13 (ACTUALS) | | | 2013-14 (R.E.) | | | 2014-15 (B.E.) | | |
|-------|---|-------------------|----------|--------|----------------|----------|--------|----------------|----------|---------|
| | | PLAN | NON-PLAN | TOTAL | PLAN | NON-PLAN | TOTAL | PLAN | NON-PLAN | TOTAL |
| 1 | MINISTRY OF AGRICULTURE | ... | ... | ... | 220000 | ... | 220000 | ... | ... | ... |
| 2 | MINISTRY OF INFORMATION & BROADCASTING | ... | ... | ... | 1500 | ... | 1500 | 15000 | ... | 15000 |
| 3 | MINISTRY OF RURAL DEVELOPMENT | 35017 | ... | 35017 | 50000 | ... | 50000 | 620000 | ... | 620000 |
| 4 | MINISTRY OF SOCIAL JUSTICE & EMPOWERMENT | 50000 | 10925 | 60925 | 90100 | 19000 | 109100 | 407000 | 86200 | 493200 |
| 5 | MINISTRY OF MINES | 31493 | 160 | 31653 | 25100 | 360 | 25460 | 54000 | 400 | 54400 |
| 6 | MINISTRY OF WOMEN AND CHILD DEVELOPMENT | 35000 | ... | 35000 | 10000 | ... | 10000 | 30000 | ... | 30000 |
| 7 | MINISTRY OF CONS.AFRS., FOOD & PUB.DISTRIB. | ... | 117575 | 117575 | ... | 115000 | 115000 | ... | 75000 | 75000 |
| TOTAL | | 151510 | 128660 | 280170 | 396700 | 134360 | 531060 | 1126000 | 161600 | 1287600 |

..NICNET

STATEMENT NO. (1) : BUDGETED PROVISION FOR EDUCATION & TRAINING AT THE CENTRE (REVENUE ACCOUNT)

SCHEME: TOTAL

(RUPEES IN THOUSANDS)

| S.No. | MINISTRY/DEPARTMENT | 2012-13 (ACTUALS) | | | 2013-14 (R.E.) | | | 2014-15 (B.E.) | | |
|-------|---|-------------------|-----------|-----------|----------------|-----------|------------|----------------|-----------|------------|
| | | PLAN | NON-PLAN | TOTAL | PLAN | NON-PLAN | TOTAL | PLAN | NON-PLAN | TOTAL |
| 1 | MINISTRY OF RAILWAYS | 6283630 | ... | 6283630 | 6505295 | ... | 6505295 | 7958969 | ... | 7958969 |
| 2 | MINISTRY OF AGRICULTURE | 30422608 | 20997051 | 51419659 | 31789150 | 23509910 | 55299060 | 37864800 | 24925298 | 62790098 |
| 3 | MINISTRY OF CIVIL AVIATION | ... | 11026 | 11026 | ... | 12650 | 12650 | ... | 16400 | 16400 |
| 4 | MINISTRY OF FINANCE | 28770 | 1113741 | 1142511 | 30000 | 1236757 | 1266757 | 4390000 | 1638017 | 6028017 |
| 5 | MINISTRY OF DEFENCE | ... | 10648 | 10648 | ... | 11300 | 11300 | ... | 13400 | 13400 |
| 6 | MINISTRY OF HOME AFFAIRS | 253694 | 3524353 | 3778047 | 500446 | 4216714 | 4717160 | 842473 | 5999312 | 6841785 |
| 7 | M/O. LAW & JUSTICE | ... | 73146 | 73146 | ... | 78500 | 78500 | 50000 | 70000 | 120000 |
| 8 | MINISTRY OF EXTERNAL AFFAIRS | ... | 118672 | 118672 | ... | 121300 | 121300 | ... | 139800 | 139800 |
| 9 | MINISTRY OF ENVIRONMENT & FORESTS | 5031621 | 801789 | 5833410 | 4229957 | 846222 | 5076179 | 6308067 | 927560 | 7235627 |
| 10 | MINISTRY OF HEALTH & FAMILY WELFARE | 25405643 | 21340358 | 46746001 | 37188200 | 23548117 | 60736317 | 58858132 | 24021920 | 82880052 |
| 11 | MINISTRY OF INFORMATION & BROADCASTING | 127000 | 363596 | 490596 | 337000 | 415300 | 752300 | 640000 | 439400 | 1079400 |
| 12 | MINISTRY OF POWER | 453600 | 61780 | 515380 | 260000 | 69220 | 329220 | 3560500 | 70200 | 3630700 |
| 13 | MINISTRY OF RURAL DEVELOPMENT | 501412 | 170400 | 671812 | 870500 | 152500 | 1023000 | 2033000 | 174500 | 2207500 |
| 14 | MINISTRY OF SCIENCE & TECHNOLOGY | 49305444 | 18007428 | 67312872 | 51241100 | 19628800 | 70869900 | 66738200 | 20605800 | 87344000 |
| 15 | MINISTRY OF MICRO, SMALL & MED. ENTERPRISES | ... | 662985 | 662985 | 905100 | ... | 905100 | 1231100 | ... | 1231100 |
| 16 | MINISTRY OF LABOUR AND EMPLOYMENT | 5157097 | 2098395 | 7255492 | 6787900 | 2053730 | 8841630 | 7585000 | 2275551 | 9860551 |
| 17 | MINISTRY OF SHIPPING | 49815 | 53145 | 102960 | 50000 | 68500 | 118500 | 60000 | 84500 | 144500 |
| 18 | MINISTRY OF SOCIAL JUSTICE & EMPOWERMENT | 2528050 | 460725 | 2988775 | 6538700 | 498500 | 7037200 | 38227100 | 86200 | 38313300 |
| 19 | MINISTRY OF TOURISM | 1270405 | 5017 | 1275422 | 1907000 | 8000 | 1915000 | 2454000 | 12000 | 2466000 |
| 20 | MINISTRY OF CULTURE | 509377 | 275405 | 784782 | 676900 | 428556 | 1105456 | 1056800 | 311750 | 1368550 |
| 21 | MINISTRY OF TRIBAL AFFAIRS | 9802356 | ... | 9802356 | 11789200 | ... | 11789200 | 20469700 | ... | 20469700 |
| 22 | MINISTRY OF URBAN DEVELOPMENT | 153668 | 162945 | 316613 | 154645 | 181700 | 336345 | 86645 | 196100 | 282745 |
| 23 | MINISTRY OF WATER RESOURCES | 171844 | 545303 | 717147 | 468000 | 526300 | 994300 | 450000 | 554700 | 1004700 |
| 24 | MINISTRY OF YOUTH AFFAIRS & SPORTS | 244500 | ... | 244500 | 648000 | ... | 648000 | 648000 | ... | 648000 |
| 25 | MINISTRY OF CONS.AFRS., FOOD & PUB.DISTRIB. | 23772 | 378889 | 402661 | 28500 | 383864 | 412364 | 34000 | 369100 | 403100 |
| 26 | MINISTRY OF EARTH SCIENCES | 6346492 | 1043568 | 7390060 | 7164900 | 1089200 | 8254100 | 9210000 | 1161200 | 10371200 |
| 27 | MINISTRY OF MINES | 98578 | 160 | 98738 | 74600 | 360 | 74960 | 251850 | 400 | 252250 |
| 28 | MINISTRY OF DEVELOPMENT OF N. E. REGION | 115085 | ... | 115085 | 109200 | ... | 109200 | 104500 | ... | 104500 |
| 29 | MINISTRY OF WOMEN AND CHILD DEVELOPMENT | 483596 | ... | 483596 | 667500 | ... | 667500 | 917000 | ... | 917000 |
| 30 | MINISTRY OF COAL | 114000 | ... | 114000 | 130000 | ... | 130000 | 200000 | ... | 200000 |
| 31 | MINISTRY OF FOOD PROCESSING INDUSTRIES | ... | 2264 | 2264 | ... | 2590 | 2590 | ... | 2800 | 2800 |
| 32 | MINISTRY OF MINORITY AFFAIRS | 840688 | 160 | 840848 | 2413524 | 360 | 2413884 | 10173533 | 400 | 10173933 |
| 33 | MINISTRY OF NEW & RENEWABLE ENERGY | ... | ... | ... | ... | ... | ... | 1495000 | 130000 | 1625000 |
| 34 | DEPARTMENT OF ATOMIC ENERGY | 4500 | 8924707 | 8929207 | 20000 | 9437515 | 9457515 | 580000 | 10692815 | 11272815 |
| 35 | MINISTRY OF TEXTILES | 618636 | 225277 | 843913 | 1239600 | 241100 | 1480700 | 2230800 | 319700 | 2550500 |
| 36 | DEPARTMENT OF SPACE | 705595 | 729997 | 1435592 | 748800 | 844600 | 1593400 | 1388500 | 950500 | 2339000 |
| 37 | MINISTRY OF PETROLIUM & NATURAL GASES | ... | ... | ... | 150000 | ... | 150000 | 150000 | ... | 150000 |
| 38 | M/O. PERS., PG & PENSION, CVC & UPSC | 582873 | 489185 | 1072058 | 739000 | 505535 | 1244535 | 787500 | 558700 | 1346200 |
| 39 | M/O. HEAVY INDUSTRY & PUBLIC ENTERPRISES | 3419400 | 82500 | 3501900 | 6600 | 120000 | 126600 | 5289400 | 215000 | 5504400 |
| 40 | M/O. CHEMICALS & FERTILIZERS | 374239 | 228200 | 602439 | 426400 | 192000 | 618400 | 1021700 | 170300 | 1192000 |
| 41 | M/O. COMMERCE & INDUSTRY | ... | 134414 | 134414 | ... | 147100 | 147100 | 50000 | 158000 | 208000 |
| 42 | M/O. DRINKING WATER & SANITATION | 476316 | ... | 476316 | 1329000 | ... | 1329000 | 1818000 | ... | 1818000 |
| 43 | M/O. COMMUNICATION & IT | 23114 | ... | 23114 | 69500 | ... | 69500 | 80000 | ... | 80000 |
| 44 | M/O. STATISTICS & PROGRAMME IMPLEMENTATION | 413864 | 1171600 | 1585464 | 360000 | ... | 360000 | 1000000 | 1399900 | 2399900 |
| 45 | M/O. OVERSEAS INDIAN AFFAIRS | ... | 77400 | 77400 | ... | 88300 | 88300 | ... | 85600 | 85600 |
| 46 | PARL. SECTT. OF PRESIDENT & VICE PRESIDENT | ... | 3954 | 3954 | ... | 10309 | 10309 | ... | 11270 | 11270 |
| 47 | M/O. ROAD TRANSPORT | 8339 | ... | 8339 | 50000 | ... | 50000 | 100000 | ... | 100000 |
| 48 | MINISTRY OF HRD (BOTH DEPTS.) | 555595889 | 105280304 | 660876193 | 618570000 | 128093000 | 746663000 | 687280000 | 140431000 | 827711000 |
| TOTAL | | 708608495 | 188967502 | 897575997 | 797174217 | 218768409 | 1015942626 | 985674269 | 239219093 | 1224893362 |

..NICNET.

STATEMENT NO. (2): BUDGETED EXPENDITURE ON EDUCATION & TRAINING BY EDUCATION & OTHER DEPARTMENTS (REVENUE ACCOUNT)

2012-13 (ACTUAL)

(RUPEES IN THOUSANDS)

| S. NO. | STATE / UNION TERRITORY | EDUCATION DEPARTMENT | OTHER DEPARTMENTS | | | | GRAND TOTAL |
|------------------------|----------------------------|-------------------------|-------------------|--------------|-------------|--------------|----------------|
| | | | EDUCATION | FORMAL | INFORMAL | TOTAL | |
| 1 | ANDHRA PRADESH | 156045263.00 | 72066429.00 | 3642025.00 | 14073.00 | 75722527.00 | 231767790.00 |
| 2 | ARUNACHAL PRADESH | 1759509.00 | 423377.00 | 230872.00 | 2014.00 | 656263.00 | 2415772.00 |
| 3 | ASSAM | 69078242.00 | 5882843.00 | 4003048.00 | 83828.00 | 9969719.00 | 79047961.00 |
| 4 | BIHAR | 130658342.00 | 15046929.00 | 10364244.00 | 3067.00 | 25414240.00 | 156072582.00 |
| 5 | CHHATTISGARH | 44935263.00 | 11739319.00 | 1111168.00 | ... | 12850487.00 | 57785750.00 |
| 6 | GOA | 8914470.00 | 2173976.00 | 510554.00 | 32365.00 | 2716895.00 | 11631365.00 |
| 7 | GUJARAT | 126645220.00 | 20579751.00 | 7056978.00 | 7056978.00 | 34693707.00 | 161338927.00 |
| 8 | HARYANA | 68921860.00 | 8933878.00 | 5671028.00 | 16121.00 | 14621027.00 | 83542887.00 |
| 9 | HIMACHAL PRADESH | 32679094.00 | 1977284.00 | 326968.00 | ... | 2304252.00 | 34983346.00 |
| 10 | JAMMU & KASHMIR | 27424245.00 | 5043652.00 | 4668746.00 | 2427.00 | 9714825.00 | 37139070.00 |
| 11 | JHARKHAND | 35178752.00 | 4691551.00 | 2459264.00 | 248367.00 | 7399182.00 | 42577934.00 |
| 12 | KARNATAKA | 141908834.00 | 18956129.00 | 7163251.00 | 472915.00 | 26592295.00 | 168501129.00 |
| 13 | KERALA | 100760045.00 | 15970079.00 | 5404582.00 | 247011.00 | 21621672.00 | 122381717.00 |
| 14 | MADHYA PRADESH | 85636534.00 | 7560552.00 | 3397705.00 | 4793.00 | 10963050.00 | 96599584.00 |
| 15 | MAHARASHTRA | 316592135.00 | 45973741.00 | 7948022.00 | 200.00 | 53921963.00 | 370514098.00 |
| 16 | MANIPUR | 7095672.00 | 1009864.00 | 428002.00 | ... | 1437866.00 | 8533538.00 |
| 17 | MEGHALAYA | 7722545.00 | 1055243.00 | 323963.00 | ... | 1379206.00 | 9101751.00 |
| 18 | MIZORAM | 6650102.00 | 598842.00 | 199390.00 | 11897.00 | 810129.00 | 7460231.00 |
| 19 | NAGALAND | 7479598.00 | 740657.00 | 562642.00 | 1000.00 | 1304299.00 | 8783897.00 |
| 20 | ORISSA | 68141516.00 | 8978147.00 | 334362.00 | ... | 9312509.00 | 77454025.00 |
| 21 | PUNJAB | 64654762.00 | 8207793.00 | 2178752.00 | ... | 10386545.00 | 75041307.00 |
| 22 | RAJASTHAN | 127115567.00 | 5773366.00 | 2405137.00 | 16496.00 | 8194999.00 | 135310566.00 |
| 23 | SIKKIM | 5486241.00 | 156118.00 | 439736.00 | 18702.00 | 614556.00 | 6100797.00 |
| 24 | TAMIL NADU | 174117423.00 | 23991104.00 | 6236190.00 | ... | 30227294.00 | 204344717.00 |
| 25 | TRIPURA | 9679125.00 | 1096342.00 | 250216.00 | 2385.00 | 1348943.00 | 11028068.00 |
| 26 | UTTARAKHAND | 36091011.00 | 4147556.00 | 1280682.00 | ... | 5428238.00 | 41519249.00 |
| 27 | UTTAR PRADESH | 259488345.00 | 37635410.00 | 6824801.00 | ... | 44460211.00 | 303948556.00 |
| 28 | WEST BENGAL | 162985530.00 | 12272838.00 | 5586564.00 | 1542158.00 | 19401560.00 | 182387090.00 |
| 29 | TELANGANA | ... | ... | ... | ... | ... | ... |
| TOTAL (STATES) | | 2283845245.00 | 342682770.00 | 91008892.00 | 9776797.00 | 443468459.00 | 2727313704.00 |
| 30 | A. & N. ISLANDS | 3414005.00 | 84636.00 | 170317.00 | 5060.00 | 260013.00 | 3674018.00 |
| 31 | CHANDIGARH | 4035252.00 | 1147354.00 | 437775.00 | ... | 1585129.00 | 5620381.00 |
| 32 | DADRA & NAGAR HAVELI | 1025344.00 | 10310.00 | 20559.00 | ... | 30869.00 | 1056213.00 |
| 33 | DAMAN & DIU | 624763.00 | 67639.00 | 25194.00 | ... | 92833.00 | 717596.00 |
| 34 | DELHI | 32548460.00 | 4867207.00 | 758269.00 | ... | 5625476.00 | 38173936.00 |
| 35 | LAKSHADWEEP | 969766.00 | 129636.00 | 15030.00 | 5426.00 | 150092.00 | 1119858.00 |
| 36 | PUDUCHERRY | 4786383.00 | 910374.00 | 363048.00 | 16544.00 | 1289966.00 | 6076349.00 |
| TOTAL (U.T.s) | | 47403973.00 | 7217156.00 | 1790192.00 | 27030.00 | 9034378.00 | 56438351.00 |
| TOTAL (STATES & U.T.s) | | 2331249218.00 | 349899926.00 | 92799084.00 | 9803827.00 | 452502837.00 | 2783752055.00 |
| CENTRE TOTAL | | 660876193.00 | 204139751.00 | 32279883.00 | 280170.00 | 236699804.00 | 897575997.00 |
| GRAND TOTAL | | 2992125411.00 | 554039677.00 | 125078967.00 | 10083997.00 | 689202641.00 | 3681328052.00 |

..NICNET..

STATEMENT NO. (2): BUDGETED EXPENDITURE ON EDUCATION & TRAINING BY EDUCATION & OTHER DEPARTMENTS (REVENUE ACCOUNT)

2013-14 (REVISED ESTIMATES)

(RUPEES IN THOUSANDS)

| S. NO. | STATE / UNION TERRITORY | EDUCATION DEPARTMENT | OTHER DEPARTMENTS | | | GRAND TOTAL | |
|------------------------|----------------------------|-------------------------|-------------------|--------------|-------------|----------------|---------------|
| | | | EDUCATION | FORMAL | INFORMAL | | TOTAL |
| 1 | ANDHRA PRADESH | 195105308.00 | 80032834.00 | 3512468.00 | 37777.00 | 83583079.00 | 278688387.00 |
| 2 | ARUNACHAL PRADESH | 6562900.00 | 1302044.00 | 282124.00 | 2572.00 | 1586740.00 | 8149640.00 |
| 3 | ASSAM | 98959400.00 | 9509502.00 | 5404559.00 | 73545.00 | 14987606.00 | 113947006.00 |
| 4 | BIHAR | 169557098.00 | 22153121.00 | 14398098.00 | 5633.00 | 36556852.00 | 206113950.00 |
| 5 | CHHATTISGARH | 75474359.00 | 7748432.00 | 2726725.00 | ... | 10475157.00 | 85949516.00 |
| 6 | GOA | 9915491.00 | 3310509.00 | 607660.00 | 35875.00 | 3954044.00 | 13869535.00 |
| 7 | GUJARAT | 142805476.00 | 28841699.00 | 7778958.00 | 7778958.00 | 44399615.00 | 187205091.00 |
| 8 | HARYANA | 84426901.00 | 11304768.00 | 8444141.00 | 22120.00 | 19771029.00 | 104197930.00 |
| 9 | HIMACHAL PRADESH | 38396689.00 | 3454373.00 | 993791.00 | ... | 4448164.00 | 42844853.00 |
| 10 | JAMMU & KASHMIR | 32719755.00 | 7346089.00 | 6919441.00 | 4778.00 | 14270308.00 | 46990063.00 |
| 11 | JHARKHAND | 39414724.00 | 5280114.00 | 3266550.00 | 94521.00 | 8641185.00 | 48055909.00 |
| 12 | KARNATAKA | 173835903.00 | 26505321.00 | 9237671.00 | 1310611.00 | 37053603.00 | 210889506.00 |
| 13 | KERALA | 111915734.00 | 19050165.00 | 6196781.00 | 173769.00 | 25420715.00 | 137336449.00 |
| 14 | MADHYA PRADESH | 102031740.00 | 17260405.00 | 4481711.00 | 18697.00 | 21760813.00 | 123792553.00 |
| 15 | MAHARASHTRA | 360085620.00 | 61657673.00 | 10422245.00 | 200.00 | 72080118.00 | 432165738.00 |
| 16 | MANIPUR | 7497689.00 | 1335841.00 | 490062.00 | ... | 1825903.00 | 9323592.00 |
| 17 | MEGHALAYA | 8395900.00 | 939240.00 | 432133.00 | ... | 1371373.00 | 9767273.00 |
| 18 | MIZORAM | 7875778.00 | 476711.00 | 294787.00 | 13585.00 | 785083.00 | 8660861.00 |
| 19 | NAGALAND | 8966386.00 | 869120.00 | 559779.00 | ... | 1428899.00 | 10395285.00 |
| 20 | ORISSA | 84994528.00 | 11731276.00 | 553585.00 | ... | 12284861.00 | 97279389.00 |
| 21 | PUNJAB | 75017292.00 | 13130472.00 | 1929488.00 | ... | 15059960.00 | 90077252.00 |
| 22 | RAJASTHAN | 161912244.00 | 9405855.00 | 3744288.00 | 22994.00 | 13173137.00 | 175085381.00 |
| 23 | SIKKIM | 5924562.00 | 181884.00 | 633190.00 | 20114.00 | 835188.00 | 6759750.00 |
| 24 | TAMIL NADU | 196761854.00 | 32358018.00 | 9988224.00 | ... | 42346242.00 | 239108096.00 |
| 25 | TRIPURA | 11857706.00 | 1437416.00 | 333374.00 | 3173.00 | 1773963.00 | 13631669.00 |
| 26 | UTTARAKHAND | 43681743.00 | 5238721.00 | 1677912.00 | ... | 6916633.00 | 50598376.00 |
| 27 | UTTAR PRADESH | 293282403.00 | 18024860.00 | 6877759.00 | ... | 24902619.00 | 318185022.00 |
| 28 | WEST BENGAL | 167426182.00 | 13734552.00 | 4441962.00 | 1680271.00 | 19856785.00 | 187282967.00 |
| 29 | TELANGANA | ... | ... | ... | ... | ... | ... |
| TOTAL (STATES) | | 2714801365.00 | 413621015.00 | 116629466.00 | 11299193.00 | 541549674.00 | 3256351039.00 |
| 30 | A. & N. ISLANDS | 3787900.00 | 109728.00 | 175627.00 | 5107.00 | 290462.00 | 4078362.00 |
| 31 | CHANDIGARH | 4351200.00 | 1309079.00 | 497683.00 | ... | 1806762.00 | 6157962.00 |
| 32 | DADRA & NAGAR HAVELI | 1024400.00 | 12700.00 | 23213.00 | ... | 35913.00 | 1060313.00 |
| 33 | DAMAN & DIU | 723300.00 | 86075.00 | 28600.00 | ... | 114675.00 | 837975.00 |
| 34 | DELHI | 36187751.00 | 6246836.00 | 943869.00 | ... | 7190705.00 | 43378456.00 |
| 35 | LAKSHADWEEP | 903000.00 | 311100.00 | 24635.00 | 11800.00 | 347535.00 | 1250535.00 |
| 36 | PUDUCHERRY | 5598923.00 | 1143399.00 | 589402.00 | 16922.00 | 1749723.00 | 7348646.00 |
| TOTAL (U.T.s) | | 52576474.00 | 9218917.00 | 2283029.00 | 33829.00 | 11535775.00 | 64112249.00 |
| TOTAL (STATES & U.T.s) | | 2767377839.00 | 422839932.00 | 118912495.00 | 11333022.00 | 553085449.00 | 3320463288.00 |
| CENTRE TOTAL | | 746663000.00 | 232483957.00 | 36264609.00 | 531060.00 | 269279626.00 | 1015942626.00 |
| GRAND TOTAL | | 3514040839.00 | 655323889.00 | 155177104.00 | 11864082.00 | 822365075.00 | 4336405914.00 |

..NICNET..

STATEMENT NO. (2): BUDGETED EXPENDITURE ON EDUCATION & TRAINING BY EDUCATION & OTHER DEPARTMENTS (REVENUE ACCOUNT)

2014-15 (BUDGET ESTIMATES)

(RUPEES IN THOUSANDS)

| S. NO. | STATE / UNION TERRITORY | EDUCATION DEPARTMENT | OTHER DEPARTMENTS | | | GRAND TOTAL | |
|------------------------|----------------------------|-------------------------|-------------------|--------------|-------------|----------------|---------------|
| | | | EDUCATION | FORMAL | INFORMAL | | TOTAL |
| 1 | ANDHRA PRADESH | 138459195.00 | 50514939.00 | 3253944.00 | 25695.00 | 53794578.00 | 192253773.00 |
| 2 | ARUNACHAL PRADESH | 12812934.00 | 1448591.00 | 454325.00 | 2411.00 | 1905327.00 | 14718261.00 |
| 3 | ASSAM | 132928147.00 | 8345313.00 | 4699900.00 | 84412.00 | 13129625.00 | 146057772.00 |
| 4 | BIHAR | 239138363.00 | 23960661.00 | 16514380.00 | 5633.00 | 40480674.00 | 279619037.00 |
| 5 | CHHATTISGARH | 79805165.00 | 3401503.00 | 2658613.00 | 40000.00 | 6100116.00 | 85905281.00 |
| 6 | GOA | 11161687.00 | 2597690.00 | 657378.00 | 54270.00 | 3309338.00 | 14471025.00 |
| 7 | GUJARAT | 161531616.00 | 22771904.00 | 8144090.00 | 8144090.00 | 39060084.00 | 200591700.00 |
| 8 | HARYANA | 99656086.00 | 11620406.00 | 7670661.00 | 32500.00 | 19323567.00 | 118979653.00 |
| 9 | HIMACHAL PRADESH | 41415673.00 | 4278198.00 | 1072369.00 | .. | 5350567.00 | 46766240.00 |
| 10 | JAMMU & KASHMIR | 39951373.00 | 7442440.00 | 8013773.00 | 4512.00 | 15460725.00 | 55412098.00 |
| 11 | JHARKHAND | 57390599.00 | 6659752.00 | 2534069.00 | 68783.00 | 9262604.00 | 66653203.00 |
| 12 | KARNATAKA | 202512342.00 | 32742727.00 | 9936322.00 | 694318.00 | 43373367.00 | 245885709.00 |
| 13 | KERALA | 134160086.00 | 21917062.00 | 7613024.00 | 437104.00 | 29967190.00 | 164127276.00 |
| 14 | MADHYA PRADESH | 134233593.00 | 18630910.00 | 5415777.00 | .. | 24046687.00 | 158280280.00 |
| 15 | MAHARASHTRA | 387364211.00 | 61933141.00 | 10291067.00 | 200.00 | 72224408.00 | 459588619.00 |
| 16 | MANIPUR | 7764495.00 | 1144150.00 | 444568.00 | .. | 1588718.00 | 9353213.00 |
| 17 | MEGHALAYA | 10518700.00 | 1268325.00 | 428572.00 | .. | 1696897.00 | 12215597.00 |
| 18 | MIZORAM | 8830227.00 | 583219.00 | 428968.00 | 15302.00 | 1027489.00 | 9857716.00 |
| 19 | NAGALAND | 10758218.00 | 844524.00 | 616066.00 | .. | 1460590.00 | 12218808.00 |
| 20 | ORISSA | 102366912.00 | 12390220.00 | 648576.00 | .. | 13038796.00 | 115405708.00 |
| 21 | PUNJAB | 76482009.00 | 11392663.00 | 2219517.00 | .. | 13612180.00 | 90094189.00 |
| 22 | RAJASTHAN | 192674216.00 | 9766378.00 | 4624290.00 | 24024.00 | 14414692.00 | 207088908.00 |
| 23 | SIKKIM | 7012416.00 | 242657.00 | 443461.00 | 20653.00 | 706771.00 | 7719187.00 |
| 24 | TAMIL NADU | 217914832.00 | 32397568.00 | 11424273.00 | .. | 43821841.00 | 261736673.00 |
| 25 | TRIPURA | 13065401.00 | 1471191.00 | 354063.00 | 4914.00 | 1830168.00 | 14895569.00 |
| 26 | UTTARAKHAND | 49468244.00 | 5985297.00 | 1920203.00 | .. | 7905500.00 | 57373744.00 |
| 27 | UTTAR PRADESH | 321450202.00 | 37518143.00 | 10497704.00 | .. | 48015847.00 | 369466049.00 |
| 28 | WEST BENGAL | 210043675.00 | 16991436.00 | 4924407.00 | 1990601.00 | 23906444.00 | 233950119.00 |
| 29 | TELANGANA | 54822646.00 | 21659309.00 | 1968331.00 | .. | 23627640.00 | 78450286.00 |
| TOTAL (STATES) | | 3155693263.00 | 431920317.00 | 129872691.00 | 11649422.00 | 573442430.00 | 3729135693.00 |
| 30 | A. & N. ISLANDS | 4235200.00 | 113250.00 | 208342.00 | 6900.00 | 328492.00 | 4563692.00 |
| 31 | CHANDIGARH | 4841400.00 | 1444420.00 | 520339.00 | .. | 1964759.00 | 6806159.00 |
| 32 | DADRA & NAGAR HAVELI | 1425800.00 | 51200.00 | 69200.00 | .. | 120400.00 | 1546200.00 |
| 33 | DAMAN & DIU | 1085900.00 | 102600.00 | 31400.00 | .. | 134000.00 | 1219900.00 |
| 34 | DELHI | 43529510.00 | 6734265.00 | 1092466.00 | .. | 7826731.00 | 51356241.00 |
| 35 | LAKSHADWEEP | 1155200.00 | 286300.00 | 46835.00 | 10400.00 | 343535.00 | 1498735.00 |
| 36 | PUDUCHERRY | 6235711.00 | 1249366.00 | 768011.00 | 20373.00 | 2037750.00 | 8273461.00 |
| TOTAL (U.T.s) | | 62508721.00 | 9981401.00 | 2736593.00 | 37673.00 | 12755667.00 | 75264388.00 |
| TOTAL (STATES & U.T.s) | | 3218201984.00 | 441901718.00 | 132609284.00 | 11687095.00 | 586198097.00 | 3804400081.00 |
| CENTRE TOTAL | | 827711000.00 | 357099053.00 | 38795709.00 | 1287600.00 | 397182362.00 | 1224893362.00 |
| GRAND TOTAL | | 4045912984.00 | 799000771.00 | 171404993.00 | 12974695.00 | 983380459.00 | 5029293443.00 |

..NICNET..

STATEMENT NO (3) : PLAN & NON-PLAN BUDGET PROVISION FOR EDUCATION BY ALL DEPARTMENTS
(REVENUE ACCOUNT)
2012-13 (ACTUAL)

(RUPEES IN THOUSANDS)

| S.NO. | STATE/ UNION TERRITORY | EDUCATION DEPARTMENT | | | OTHER DEPARTMENTS | | | TOTAL | | |
|-----------------------|---------------------------|----------------------|---------------|---------------|-------------------|--------------|--------------|---------------|---------------|---------------|
| | | PLAN | NON-PLAN | TOTAL | PLAN | NON-PLAN | TOTAL | PLAN | NON-PLAN | TOTAL |
| 1 | ANDHRA PRADESH | 24888206.00 | 131157057.00 | 156045263.00 | 51687801.00 | 24034726.00 | 75722527.00 | 76576007.00 | 155191783.00 | 231767790.00 |
| 2 | ARUNACHAL PRADESH | 548146.00 | 1211363.00 | 1759509.00 | 283231.00 | 373032.00 | 656263.00 | 831377.00 | 1584395.00 | 2415772.00 |
| 3 | ASSAM | 6626402.00 | 62451840.00 | 69078242.00 | 4274402.00 | 5695317.00 | 9969719.00 | 10900804.00 | 68147157.00 | 79047961.00 |
| 4 | BIHAR | 47368325.00 | 83290017.00 | 130658342.00 | 18447829.00 | 6966411.00 | 25414240.00 | 65816154.00 | 90256428.00 | 156072582.00 |
| 5 | CHHATTISGARH | 27643778.00 | 17291485.00 | 44935263.00 | 2574508.00 | 10275979.00 | 12850487.00 | 30218286.00 | 27567464.00 | 57785750.00 |
| 6 | GOA | 1573493.00 | 7340977.00 | 8914470.00 | 1571387.00 | 1145508.00 | 2716895.00 | 3144880.00 | 8486485.00 | 11631365.00 |
| 7 | GUJARAT | 10657831.00 | 115987389.00 | 126645220.00 | 20243932.00 | 14449775.00 | 34693707.00 | 30901763.00 | 130437164.00 | 161338927.00 |
| 8 | HARYANA | 19398394.00 | 49523466.00 | 68921860.00 | 8693051.00 | 5927976.00 | 14621027.00 | 55451442.00 | 83542887.00 | 102941284.00 |
| 9 | HIMACHAL PRADESH | 3888881.00 | 28790213.00 | 32679094.00 | 1271986.00 | 1032266.00 | 2304252.00 | 5160867.00 | 29822479.00 | 34983346.00 |
| 10 | JAMMU & KASHMIR | ... | 27424245.00 | 27424245.00 | ... | 9714825.00 | 9714825.00 | ... | 37139070.00 | 37139070.00 |
| 11 | JHARKHAND | 6162607.00 | 29016145.00 | 35178752.00 | 3922114.00 | 3477068.00 | 7399182.00 | 10084721.00 | 32493213.00 | 42577934.00 |
| 12 | KARNATAKA | 35573602.00 | 106335232.00 | 141908834.00 | 14675305.00 | 11916990.00 | 26592295.00 | 50248907.00 | 118252222.00 | 168501129.00 |
| 13 | KERALA | 6346171.00 | 94413874.00 | 100760045.00 | 8427678.00 | 13193994.00 | 21621672.00 | 14773849.00 | 107607868.00 | 122381717.00 |
| 14 | MADHYA PRADESH | 5175891.00 | 80460643.00 | 85636534.00 | 3167138.00 | 7795912.00 | 10963050.00 | 8343029.00 | 88256555.00 | 96599584.00 |
| 15 | MAHARASHTRA | 9744611.00 | 306847524.00 | 316592135.00 | 9312544.00 | 44609419.00 | 53921963.00 | 19057155.00 | 351456943.00 | 370514098.00 |
| 16 | MANIPUR | 6716190.00 | 6419482.00 | 7095672.00 | 812744.00 | 625122.00 | 1437866.00 | 1488934.00 | 7044604.00 | 8533538.00 |
| 17 | MEGHALAYA | 1513982.00 | 6208563.00 | 7722545.00 | 948777.00 | 430429.00 | 1379206.00 | 2462759.00 | 6638992.00 | 9101751.00 |
| 18 | MIZORAM | 2638182.00 | 4011920.00 | 6650102.00 | 502576.00 | 307553.00 | 810129.00 | 3140758.00 | 4319473.00 | 7460231.00 |
| 19 | NAGALAND | 536807.00 | 6942791.00 | 7479598.00 | 427779.00 | 876520.00 | 1304299.00 | 964586.00 | 7819311.00 | 8783897.00 |
| 20 | ORISSA | 27785812.00 | 40355704.00 | 68141516.00 | 2370268.00 | 6942241.00 | 9312509.00 | 30156080.00 | 47297945.00 | 77454025.00 |
| 21 | PUNJAB | 8473468.00 | 56181294.00 | 64654762.00 | 2976992.00 | 7409553.00 | 10386545.00 | 11450460.00 | 63590847.00 | 75041307.00 |
| 22 | RAJASTHAN | 22791813.00 | 104323754.00 | 127115567.00 | 2178664.00 | 6016335.00 | 8194999.00 | 24970477.00 | 110340089.00 | 135310566.00 |
| 23 | SIKKIM | 1771220.00 | 3715021.00 | 5486241.00 | 421004.00 | 193552.00 | 614556.00 | 2192224.00 | 3908573.00 | 6100797.00 |
| 24 | TAMIL NADU | 35528754.00 | 138588669.00 | 174117423.00 | 12508018.00 | 17719276.00 | 30227294.00 | 48036772.00 | 156307945.00 | 204344717.00 |
| 25 | TRIPURA | 1075195.00 | 8603930.00 | 9679125.00 | 744293.00 | 604650.00 | 1348943.00 | 1819488.00 | 9208580.00 | 11028068.00 |
| 26 | UTTARAKHAND | 5123862.00 | 30967149.00 | 36091011.00 | 2463972.00 | 2964266.00 | 5428238.00 | 7587834.00 | 33931415.00 | 41519249.00 |
| 27 | UTTAR PRADESH | 43996464.00 | 215491881.00 | 259488345.00 | 9855776.00 | 34604435.00 | 44460211.00 | 53852240.00 | 250096316.00 | 303948556.00 |
| 28 | WEST BENGAL | 27485236.00 | 135500294.00 | 162985530.00 | 8058413.00 | 11343147.00 | 19401560.00 | 35543649.00 | 146843441.00 | 182387090.00 |
| 29 | TELANGANA | ... | ... | ... | ... | ... | ... | ... | ... | ... |
| TOTAL (STATES) | | 384993323.00 | 1898851922.00 | 2283845245.00 | 192822182.00 | 250646277.00 | 443468459.00 | 577815505.00 | 2149498199.00 | 2727313704.00 |
| 30 | A. & N. ISLANDS | 1464431.00 | 1949574.00 | 3414005.00 | 136894.00 | 123119.00 | 260013.00 | 1601325.00 | 2072693.00 | 3674018.00 |
| 31 | CHANDIGARH | 583301.00 | 3451951.00 | 4035252.00 | 474543.00 | 1110586.00 | 1585129.00 | 1057844.00 | 4562537.00 | 5620381.00 |
| 32 | DADRA & NAGAR HAVELI | 713828.00 | 311516.00 | 1025344.00 | 23470.00 | 7399.00 | 30869.00 | 737298.00 | 318915.00 | 1056213.00 |
| 33 | DAMAN & DIU | 274832.00 | 349931.00 | 624763.00 | 74100.00 | 18733.00 | 92833.00 | 348932.00 | 368664.00 | 717596.00 |
| 34 | DELHI | 6538946.00 | 26009514.00 | 32548460.00 | 3364680.00 | 2260796.00 | 5625476.00 | 9903626.00 | 28270310.00 | 38173936.00 |
| 35 | LAKSHADWEEP | 192500.00 | 777266.00 | 969766.00 | 95079.00 | 55013.00 | 150092.00 | 287579.00 | 832279.00 | 1119858.00 |
| 36 | PUDUCHERRY | 1751864.00 | 3034519.00 | 4786383.00 | 894072.00 | 395894.00 | 1289966.00 | 2645936.00 | 3430413.00 | 6076349.00 |
| TOTAL (U.T.s) | | 11519702.00 | 35884271.00 | 47403973.00 | 5062838.00 | 3971540.00 | 9034378.00 | 16582540.00 | 39855811.00 | 56438351.00 |
| TOTAL (STATES & U.T.) | | 396513025.00 | 1934736193.00 | 2331249218.00 | 197885020.00 | 254617817.00 | 452502837.00 | 594398045.00 | 2189354010.00 | 2783752055.00 |
| CENTRE TOTAL | | 55595889.00 | 105280304.00 | 660876193.00 | 153012606.00 | 83687198.00 | 236699804.00 | 708608495.00 | 188967502.00 | 897575997.00 |
| GRAND TOTAL | | 952108914.00 | 2040016497.00 | 2992125411.00 | 350897626.00 | 338305015.00 | 689202641.00 | 1303006540.00 | 2378321512.00 | 3681328052.00 |

..NICNET..

STATEMENT NO (3) : PLAN & NON-PLAN BUDGET PROVISION FOR EDUCATION BY ALL DEPARTMENTS
(REVENUE ACCOUNT)
2013-14 (REVISED ESTIMATES)

(RUPEES IN THOUSANDS)

| S.NO. | STATE/ UNION TERRITORY | EDUCATION DEPARTMENT | | | OTHER DEPARTMENTS | | | TOTAL | | |
|----------------------------------|---------------------------|----------------------|----------------------|----------------------|---------------------|---------------------|---------------------|----------------------|----------------------|----------------------|
| | | PLAN | NON-PLAN | TOTAL | PLAN | NON-PLAN | TOTAL | PLAN | NON-PLAN | TOTAL |
| 1 | ANDHRA PRADESH | 35143928.00 | 159961380.00 | 195105308.00 | 51396233.00 | 32186846.00 | 83583079.00 | 86540161.00 | 192148226.00 | 278688387.00 |
| 2 | ARUNACHAL PRADESH | 1276092.00 | 5286808.00 | 6562900.00 | 691969.00 | 894771.00 | 1586740.00 | 1968061.00 | 6181579.00 | 8149640.00 |
| 3 | ASSAM | 11949222.00 | 87010178.00 | 98959400.00 | 8084554.00 | 6903052.00 | 14987606.00 | 20033776.00 | 93913230.00 | 113947006.00 |
| 4 | BIHAR | 55837594.00 | 113719504.00 | 169557098.00 | 25863719.00 | 10693133.00 | 36556852.00 | 81701313.00 | 124412637.00 | 206113950.00 |
| 5 | CHHATTISGARH | 45788156.00 | 29686203.00 | 75474359.00 | 5004432.00 | 5470725.00 | 10475157.00 | 50792588.00 | 35156928.00 | 85949516.00 |
| 6 | GOA | 1855103.00 | 8060388.00 | 9915491.00 | 2617913.00 | 1336131.00 | 3954044.00 | 4473016.00 | 9396519.00 | 13869535.00 |
| 7 | GUJARAT | 15464777.00 | 127340699.00 | 142805476.00 | 23663091.00 | 20736524.00 | 44399615.00 | 39127868.00 | 148077223.00 | 187205091.00 |
| 8 | HARYANA | 32343255.00 | 52083646.00 | 84426901.00 | 13515710.00 | 6255319.00 | 19771029.00 | 45858965.00 | 58338965.00 | 104197930.00 |
| 9 | HIMACHAL PRADESH | 4903373.00 | 33493316.00 | 38396689.00 | 2020595.00 | 2427569.00 | 4448164.00 | 6923968.00 | 35920885.00 | 42844853.00 |
| 10 | JAMMU & KASHMIR | 1395202.00 | 31324553.00 | 32719755.00 | 2312635.00 | 11957673.00 | 14270308.00 | 3707837.00 | 43282226.00 | 46990063.00 |
| 11 | JHARKHAND | 7158196.00 | 32256528.00 | 39414724.00 | 4071155.00 | 4570030.00 | 8641185.00 | 11229351.00 | 36826558.00 | 48055909.00 |
| 12 | KARNATAKA | 49665873.00 | 124170030.00 | 173835903.00 | 21640505.00 | 15413098.00 | 37053603.00 | 71306378.00 | 139583128.00 | 210889506.00 |
| 13 | KERALA | 8959745.00 | 102955989.00 | 111915734.00 | 10585781.00 | 14834934.00 | 25420715.00 | 19545526.00 | 117790923.00 | 137336449.00 |
| 14 | MADHYA PRADESH | 8627131.00 | 93404609.00 | 102031740.00 | 12125166.00 | 9635647.00 | 21760813.00 | 20752297.00 | 103040256.00 | 123792553.00 |
| 15 | MAHARASHTRA | 15000777.00 | 345084843.00 | 360085620.00 | 17386543.00 | 54693575.00 | 72080118.00 | 32387320.00 | 399778418.00 | 432165738.00 |
| 16 | MANIPUR | 772215.00 | 6725474.00 | 7497689.00 | 1173791.00 | 652112.00 | 1825903.00 | 1946006.00 | 7377586.00 | 9323592.00 |
| 17 | MEGHALAYA | 2459900.00 | 5936000.00 | 8395900.00 | 884598.00 | 486775.00 | 1371373.00 | 3344498.00 | 6422775.00 | 9767273.00 |
| 18 | MIZORAM | 3003517.00 | 4872261.00 | 7875778.00 | 369597.00 | 415486.00 | 785083.00 | 3373114.00 | 5287747.00 | 8660861.00 |
| 19 | NAGALAND | 322612.00 | 8643774.00 | 8966386.00 | 412407.00 | 1016492.00 | 1428899.00 | 735019.00 | 9660266.00 | 10395285.00 |
| 20 | ORISSA | 39689425.00 | 45305103.00 | 84994528.00 | 3930341.00 | 8354520.00 | 12284861.00 | 43619766.00 | 53659623.00 | 97279389.00 |
| 21 | PUNJAB | 15943876.00 | 59073416.00 | 75017292.00 | 7095355.00 | 7964605.00 | 15059960.00 | 23039231.00 | 67038021.00 | 90077252.00 |
| 22 | RAJASTHAN | 31222969.00 | 130689275.00 | 161912244.00 | 6021469.00 | 7151668.00 | 13173137.00 | 37244438.00 | 137840943.00 | 175085381.00 |
| 23 | SIKKIM | 1974916.00 | 3949646.00 | 5924562.00 | 624047.00 | 211141.00 | 835188.00 | 2598963.00 | 4160787.00 | 6759750.00 |
| 24 | TAMIL NADU | 39369225.00 | 157392629.00 | 196761854.00 | 19775722.00 | 22570520.00 | 42346242.00 | 59144947.00 | 179963149.00 | 239108096.00 |
| 25 | TRIPURA | 1388239.00 | 10469467.00 | 11857706.00 | 950826.00 | 823137.00 | 1773963.00 | 2339065.00 | 11292604.00 | 13631669.00 |
| 26 | UTTARAKHAND | 7706802.00 | 35974941.00 | 43681743.00 | 3568506.00 | 3348127.00 | 6916633.00 | 11275308.00 | 39323068.00 | 50598376.00 |
| 27 | UTTAR PRADESH | 64168387.00 | 229114016.00 | 293282403.00 | 5702835.00 | 19199784.00 | 24902619.00 | 69871222.00 | 248313800.00 | 318185022.00 |
| 28 | WEST BENGAL | 25347658.00 | 142078524.00 | 167426182.00 | 9395100.00 | 10461685.00 | 19856785.00 | 34742758.00 | 152540209.00 | 187282967.00 |
| 29 | TELANGANA | ... | ... | ... | ... | ... | ... | ... | ... | ... |
| TOTAL (STATES) | | 528738165.00 | 2186063200.00 | 2714801365.00 | 260884595.00 | 280665079.00 | 541549674.00 | 789622760.00 | 2466728279.00 | 3256351039.00 |
| 30 | A. & N. ISLANDS | 1784300.00 | 2003600.00 | 3787900.00 | 149485.00 | 140977.00 | 290462.00 | 1933785.00 | 2144577.00 | 4078362.00 |
| 31 | CHANDIGARH | 650500.00 | 3700700.00 | 4351200.00 | 578100.00 | 1228662.00 | 1806762.00 | 1228600.00 | 4929362.00 | 6157962.00 |
| 32 | DADRA & NAGAR HAVELI | 696800.00 | 327600.00 | 1024400.00 | 28113.00 | 7800.00 | 35913.00 | 724913.00 | 335400.00 | 1060313.00 |
| 33 | DAMAN & DIU | 339000.00 | 384300.00 | 723300.00 | 93575.00 | 21100.00 | 114675.00 | 432575.00 | 405400.00 | 837975.00 |
| 34 | DELHI | 7702525.00 | 28485226.00 | 36187751.00 | 3159400.00 | 4031305.00 | 7190705.00 | 10861925.00 | 32516531.00 | 43378456.00 |
| 35 | LAKSHADWEEP | 380000.00 | 523000.00 | 903000.00 | 277300.00 | 70235.00 | 347535.00 | 657300.00 | 593235.00 | 1250535.00 |
| 36 | PUDUCHERRY | 2298988.00 | 3299935.00 | 5598923.00 | 1316600.00 | 433123.00 | 1749723.00 | 3615588.00 | 3733058.00 | 7348646.00 |
| TOTAL (U.T.s) | | 13852113.00 | 38724361.00 | 52576474.00 | 5602573.00 | 5933202.00 | 11535775.00 | 19454686.00 | 44657563.00 | 64112249.00 |
| TOTAL (STATES & U.T.) | | 542590278.00 | 2224787561.00 | 2767377839.00 | 266487168.00 | 286598281.00 | 553085449.00 | 809077446.00 | 2511385842.00 | 3320463288.00 |
| CENTRE TOTAL | | 618570000.00 | 128093000.00 | 746663000.00 | 178604217.00 | 90675409.00 | 269279626.00 | 797174217.00 | 218768409.00 | 1015942626.00 |
| GRAND TOTAL | | 1161160278.00 | 2352880561.00 | 3514040839.00 | 445091385.00 | 377273690.00 | 822365075.00 | 1606251663.00 | 2730154251.00 | 4336405914.00 |

..NICNET..

STATEMENT NO (3) : PLAN & NON-PLAN BUDGET PROVISION FOR EDUCATION BY ALL DEPARTMENTS
(REVENUE ACCOUNT)
2014-15 (BUDGET ESTIMATES)

(RUPEES IN THOUSANDS)

| S.NO. | STATE/ UNION TERRITORY | EDUCATION DEPARTMENT | | | OTHER DEPARTMENTS | | | TOTAL | | |
|-----------------------|---------------------------|----------------------|---------------|---------------|-------------------|--------------|--------------|---------------|---------------|---------------|
| | | PLAN | NON-PLAN | TOTAL | PLAN | NON-PLAN | TOTAL | PLAN | NON-PLAN | TOTAL |
| 1 | ANDHRA PRADESH | 3229214.00 | 135229981.00 | 138459195.00 | 10729814.00 | 43064764.00 | 53794578.00 | 13959028.00 | 178294745.00 | 192253773.00 |
| 2 | ARUNACHAL PRADESH | 7368240.00 | 5444694.00 | 12812934.00 | 1020652.00 | 884675.00 | 1905327.00 | 8388892.00 | 6329369.00 | 14718261.00 |
| 3 | ASSAM | 31911900.00 | 101016247.00 | 132928147.00 | 5698460.00 | 7431165.00 | 13129625.00 | 37610360.00 | 108447412.00 | 146057772.00 |
| 4 | BIHAR | 113812033.00 | 125326330.00 | 239138363.00 | 28671091.00 | 11809583.00 | 40480674.00 | 142483124.00 | 137135913.00 | 279619037.00 |
| 5 | CHHATTISGARH | 52641388.00 | 27163777.00 | 79805165.00 | 3309836.00 | 2790280.00 | 6100116.00 | 55951224.00 | 29954057.00 | 85905281.00 |
| 6 | GOA | 2759951.00 | 8401736.00 | 11161687.00 | 1864588.00 | 1444750.00 | 3309338.00 | 4624539.00 | 9846486.00 | 14471025.00 |
| 7 | GUJARAT | 25307993.00 | 136223623.00 | 161531616.00 | 24492917.00 | 14567167.00 | 39060084.00 | 49800910.00 | 150790790.00 | 200591700.00 |
| 8 | HARYANA | 38324885.00 | 61331201.00 | 99656086.00 | 10833537.00 | 8490030.00 | 19323567.00 | 49158422.00 | 69821231.00 | 118979653.00 |
| 9 | HIMACHAL PRADESH | 4097491.00 | 37318182.00 | 41415673.00 | 1451699.00 | 3898868.00 | 5350567.00 | 5549190.00 | 41217050.00 | 46766240.00 |
| 10 | JAMMU & KASHMIR | 4697264.00 | 35254109.00 | 39951373.00 | 1698064.00 | 13762661.00 | 15460725.00 | 6395328.00 | 49016770.00 | 55412098.00 |
| 11 | JHARKHAND | 10860940.00 | 46529659.00 | 57390599.00 | 4587761.00 | 4674843.00 | 9262604.00 | 15448701.00 | 51204502.00 | 66653203.00 |
| 12 | KARNATAKA | 68412668.00 | 134099674.00 | 202512342.00 | 27739185.00 | 15634182.00 | 43373367.00 | 96151853.00 | 149733856.00 | 245885709.00 |
| 13 | KERALA | 11442975.00 | 122717111.00 | 134160086.00 | 12817391.00 | 17149799.00 | 29967190.00 | 24260366.00 | 139866910.00 | 164127276.00 |
| 14 | MADHYA PRADESH | 9530345.00 | 124703248.00 | 134233593.00 | 12791040.00 | 11255647.00 | 24046687.00 | 22321385.00 | 135958895.00 | 158280280.00 |
| 15 | MAHARASHTRA | 13756805.00 | 373607406.00 | 387364211.00 | 18871553.00 | 53352855.00 | 72224408.00 | 32628358.00 | 426960261.00 | 459588619.00 |
| 16 | MANIPUR | 729368.00 | 7035127.00 | 7764495.00 | 965553.00 | 623165.00 | 1588718.00 | 1694921.00 | 7658292.00 | 9353213.00 |
| 17 | MEGHALAYA | 4015900.00 | 6502800.00 | 10518700.00 | 1161166.00 | 535731.00 | 1696897.00 | 5177066.00 | 7038531.00 | 12215597.00 |
| 18 | MIZORAM | 4487662.00 | 4342565.00 | 8830227.00 | 664228.00 | 363261.00 | 1027489.00 | 5151890.00 | 4705826.00 | 9857716.00 |
| 19 | NAGALAND | 161400.00 | 10596818.00 | 10758218.00 | 303200.00 | 1157390.00 | 1460590.00 | 464600.00 | 11754208.00 | 12218808.00 |
| 20 | ORISSA | 51092000.00 | 51274912.00 | 102366912.00 | 4305611.00 | 8733185.00 | 13038796.00 | 55397611.00 | 6008097.00 | 115405708.00 |
| 21 | PUNJAB | 15350336.00 | 61131673.00 | 76482009.00 | 5843210.00 | 7768970.00 | 13612180.00 | 21193546.00 | 68900643.00 | 90094189.00 |
| 22 | RAJASTHAN | 48380819.00 | 144293397.00 | 192674216.00 | 7080862.00 | 7333830.00 | 14414692.00 | 55461681.00 | 151627227.00 | 207088908.00 |
| 23 | SIKKIM | 2446985.00 | 4656431.00 | 7012416.00 | 469890.00 | 236881.00 | 706771.00 | 2916875.00 | 4802312.00 | 7719187.00 |
| 24 | TAMIL NADU | 46563154.00 | 171351678.00 | 217914832.00 | 19125900.00 | 24695941.00 | 43821841.00 | 65689054.00 | 196047619.00 | 261736673.00 |
| 25 | TRIPURA | 1530909.00 | 11534492.00 | 13065401.00 | 936520.00 | 893648.00 | 1830168.00 | 2467429.00 | 12428140.00 | 14895569.00 |
| 26 | UTTARAKHAND | 7760896.00 | 41707348.00 | 49468244.00 | 4165747.00 | 3739753.00 | 7905500.00 | 11926643.00 | 45447101.00 | 57373744.00 |
| 27 | UTTAR PRADESH | 49894412.00 | 271555790.00 | 321450202.00 | 15333846.00 | 32682001.00 | 48015847.00 | 65228258.00 | 304237791.00 | 369466049.00 |
| 28 | WEST BENGAL | 52963240.00 | 157080435.00 | 210043675.00 | 12090702.00 | 11815742.00 | 23906444.00 | 65053942.00 | 168896177.00 | 233950119.00 |
| 29 | TELANGANA | 2596308.00 | 52226338.00 | 54822646.00 | 13391201.00 | 10236439.00 | 23627640.00 | 15987509.00 | 62462777.00 | 78450286.00 |
| TOTAL (STATES) | | 686127481.00 | 2469565782.00 | 3155693263.00 | 252415224.00 | 321027206.00 | 573442430.00 | 938542705.00 | 2790592988.00 | 3729135693.00 |
| 30 | A. & N. ISLANDS | 1971200.00 | 2264000.00 | 4235200.00 | 184884.00 | 143608.00 | 328492.00 | 2156084.00 | 2407608.00 | 4563692.00 |
| 31 | CHANDIGARH | 1014100.00 | 3827300.00 | 4841400.00 | 694180.00 | 1270579.00 | 1964759.00 | 1708280.00 | 5097879.00 | 6806159.00 |
| 32 | DADRA & NAGAR HAVELI | 1081800.00 | 344000.00 | 1425800.00 | 105700.00 | 14700.00 | 120400.00 | 1187500.00 | 358700.00 | 1546200.00 |
| 33 | DAMAN & DIU | 628700.00 | 457200.00 | 1085900.00 | 110500.00 | 23500.00 | 134000.00 | 739200.00 | 480700.00 | 1219900.00 |
| 34 | DELHI | 8843400.00 | 34686110.00 | 43529510.00 | 2815070.00 | 5011661.00 | 7826731.00 | 11658470.00 | 39697771.00 | 51356241.00 |
| 35 | LAKSHADWEEP | 399000.00 | 756200.00 | 1155200.00 | 272900.00 | 70635.00 | 343535.00 | 671900.00 | 826835.00 | 1498735.00 |
| 36 | PUDUCHERRY | 2547521.00 | 3688190.00 | 6235711.00 | 1530914.00 | 506836.00 | 2037750.00 | 4078435.00 | 4195026.00 | 8273461.00 |
| TOTAL (U.T.s) | | 16485721.00 | 46023000.00 | 62508721.00 | 5714148.00 | 7041519.00 | 12755667.00 | 22199869.00 | 53064519.00 | 75264388.00 |
| TOTAL (STATES & U.T.) | | 702613202.00 | 2515588782.00 | 3218201984.00 | 258129372.00 | 328068725.00 | 586198097.00 | 960742574.00 | 2843657507.00 | 3804400081.00 |
| CENTRE TOTAL | | 687280000.00 | 140431000.00 | 827711000.00 | 298394269.00 | 98788093.00 | 397182362.00 | 985674269.00 | 239219093.00 | 1224893362.00 |
| GRAND TOTAL | | 1389893202.00 | 2656019782.00 | 4045912984.00 | 556523641.00 | 426856818.00 | 983380459.00 | 1946416843.00 | 3082876600.00 | 5029293443.00 |

..NICNET..

STATEMENT NO (4) : TOTAL STATE BUDGETED EXPENDITURE ON EDUCATION & TRAINING (REVENUE ACCOUNT)

(RUPEES IN THOUSANDS)

| S.NO. | STATE/ UNION TERRITORY | 2012-13 (ACTUALS) | | 2013-14 (R.E.) | | 2014-15 (B.E.) | | | | |
|-------|------------------------|--------------------|--|-----------------------------|--------------------|--|-----------------------------|--------------------|--|-----------------------------|
| | | TOTAL STATE BUDGET | EXP. ON EDN. & TRAN. BY EDU. & OTHER DEPT. | % AGE OF COL (3) TO COL (2) | TOTAL STATE BUDGET | EXP. ON EDN. & TRAN. BY EDU. & OTHER DEPT. | % AGE OF COL (6) TO COL (5) | TOTAL STATE BUDGET | EXP. ON EDN. & TRAN. BY EDU. & OTHER DEPT. | % AGE OF COL (9) TO COL (8) |
| 1 | 2 | 3 | 4 | 5 | 6 | 7 | 8 | 9 | 10 | |
| 1 | ANDHRA PRADESH | 1027023900.00 | 231767790.00 | 22.57 | 1267494100.00 | 278688387.00 | 21.99 | 981418200.00 | 192253773.00 | 19.59 |
| 2 | ARUNACHAL PRADESH | 47862300.00 | 2415772.00 | 5.05 | 63240500.00 | 8149640.00 | 12.89 | 71793100.00 | 14718261.00 | 20.50 |
| 3 | ASSAM | 291369200.00 | 79047961.00 | 27.13 | 412279000.00 | 113947006.00 | 27.64 | 486313100.00 | 146057772.00 | 30.03 |
| 4 | BIHAR | 544661400.00 | 156072582.00 | 28.65 | 792936700.00 | 206113950.00 | 25.99 | 917654300.00 | 279619037.00 | 30.47 |
| 5 | CHHATTISGARH | 269718400.00 | 57785750.00 | 21.42 | 367155800.00 | 85949516.00 | 23.41 | 461907800.00 | 85905281.00 | 18.60 |
| 6 | GOA | 60613400.00 | 11631365.00 | 19.19 | 70922200.00 | 13869535.00 | 19.56 | 80994700.00 | 14471025.00 | 17.87 |
| 7 | GUJARAT | 696584900.00 | 161338927.00 | 23.16 | 755815100.00 | 187205091.00 | 24.77 | 962165900.00 | 200591700.00 | 20.85 |
| 8 | HARYANA | 380717200.00 | 83542887.00 | 21.94 | 472488600.00 | 104197930.00 | 22.05 | 527027100.00 | 118979653.00 | 22.58 |
| 9 | HIMACHAL PRADESH | 161742500.00 | 34983346.00 | 21.63 | 184726100.00 | 42844853.00 | 23.19 | 197836000.00 | 46766240.00 | 23.64 |
| 10 | JAMMU & KASHMIR | 251172200.00 | 37139070.00 | 14.79 | 271746600.00 | 46990063.00 | 17.29 | 324610800.00 | 55412098.00 | 17.07 |
| 11 | JHARKHAND | 233978300.00 | 42577934.00 | 18.20 | 296497300.00 | 48055909.00 | 16.21 | 394879400.00 | 66653203.00 | 16.88 |
| 12 | KARNATAKA | 762932600.00 | 168501129.00 | 22.09 | 942058200.00 | 210889506.00 | 22.39 | 1107573400.00 | 245885709.00 | 22.20 |
| 13 | KERALA | 534887400.00 | 122381717.00 | 22.88 | 611752000.00 | 137336449.00 | 22.45 | 719740400.00 | 164127276.00 | 22.80 |
| 14 | MADHYA PRADESH | 629685300.00 | 96599584.00 | 15.34 | 736233300.00 | 123792553.00 | 16.81 | 990138100.00 | 158280280.00 | 15.99 |
| 15 | MAHARASHTRA | 1387359800.00 | 370514098.00 | 26.71 | 1614269700.00 | 432165738.00 | 26.77 | 1844226300.00 | 459588619.00 | 24.92 |
| 16 | MANIPUR | 53165300.00 | 8533538.00 | 16.05 | 65994800.00 | 9323592.00 | 14.13 | 76276200.00 | 9353213.00 | 12.26 |
| 17 | MEGHALAYA | 49995400.00 | 9101751.00 | 18.21 | 73332700.00 | 9767273.00 | 13.32 | 99027800.00 | 12215597.00 | 12.34 |
| 18 | MIZORAM | 45089100.00 | 7460231.00 | 16.55 | 61450200.00 | 8660861.00 | 14.09 | 57644100.00 | 9857716.00 | 17.10 |
| 19 | NAGALAND | 56013900.00 | 8783897.00 | 15.68 | 63100700.00 | 10395285.00 | 16.47 | 79114000.00 | 12218808.00 | 15.44 |
| 20 | ORISSA | 382375500.00 | 77454025.00 | 20.26 | 518586500.00 | 97279389.00 | 18.76 | 628814700.00 | 115405708.00 | 18.35 |
| 21 | PUNJAB | 394579400.00 | 75041307.00 | 19.02 | 451096300.00 | 90077252.00 | 19.97 | 491463100.00 | 90094189.00 | 18.33 |
| 22 | RAJASTHAN | 634617900.00 | 135310566.00 | 21.32 | 797860800.00 | 175085381.00 | 21.94 | 1053872000.00 | 207088908.00 | 19.65 |
| 23 | SIKKIM | 30123500.00 | 6100797.00 | 20.25 | 40316300.00 | 6759750.00 | 16.77 | 48389600.00 | 7719187.00 | 15.95 |
| 24 | TAMIL NADU | 970674300.00 | 204344717.00 | 21.05 | 1165642100.00 | 239108096.00 | 20.51 | 1271004700.00 | 261736673.00 | 20.59 |
| 25 | TRIPURA | 52128800.00 | 11028068.00 | 21.16 | 71400600.00 | 13631669.00 | 19.09 | 81174700.00 | 14895569.00 | 18.35 |
| 26 | UTTARAKHAND | 139602200.00 | 41519249.00 | 29.74 | 190010600.00 | 50598376.00 | 26.63 | 237920300.00 | 57373744.00 | 24.11 |
| 27 | UTTAR PRADESH | 1407236400.00 | 303948556.00 | 21.60 | 1666176000.00 | 318185022.00 | 19.10 | 1974208800.00 | 369466049.00 | 18.71 |
| 28 | WEST BENGAL | 821108800.00 | 182387090.00 | 22.21 | 932036800.00 | 187282967.00 | 20.09 | 1059782000.00 | 233950119.00 | 22.08 |
| 29 | TELANGANA | ... | ... | 0.00 | ... | ... | 0.00 | 797893100.00 | 78450286.00 | 9.83 |
| | TOTAL (STATES) | 12317019300.00 | 2727313704.00 | 22.14 | 14956619600.00 | 3256351039.00 | 21.77 | 18024863700.00 | 3729135693.00 | 20.69 |
| 30 | A. & N. ISLANDS | 23550572.00 | 3674018.00 | 15.60 | 27852700.00 | 4078362.00 | 14.64 | 30467800.00 | 4563692.00 | 14.98 |
| 31 | CHANDIGARH | 27884048.00 | 5620381.00 | 20.16 | 28779800.00 | 6157962.00 | 21.40 | 30645000.00 | 6806159.00 | 22.21 |
| 32 | DADRA & NAGAR HAVELI | 21139285.00 | 1056213.00 | 5.00 | 5446400.00 | 1060313.00 | 19.47 | 5699600.00 | 1546200.00 | 27.13 |
| 33 | DAMAN & DIU | 10386430.00 | 717596.00 | 6.91 | 11570100.00 | 837975.00 | 7.24 | 12910500.00 | 1219900.00 | 9.45 |
| 34 | DELHI | 206593600.00 | 38173936.00 | 18.48 | 235150800.00 | 43378456.00 | 18.45 | 275408800.00 | 51356241.00 | 18.65 |
| 35 | LAKSHADWEEP | 6773907.00 | 1119858.00 | 16.53 | 7595100.00 | 1250535.00 | 16.47 | 8377400.00 | 1498735.00 | 17.89 |
| 36 | PUDUCHERRY | 30512000.00 | 6076349.00 | 19.91 | 46553400.00 | 7348646.00 | 15.79 | 51827700.00 | 8273461.00 | 15.96 |
| | TOTAL (U.T.s) | 326839842.00 | 56438351.00 | 17.27 | 362948300.00 | 64112249.00 | 17.66 | 415336800.00 | 75264388.00 | 18.12 |
| | TOTAL (STATES & U.T.) | 12643859142.00 | 2783752055.00 | 22.02 | 15319567900.00 | 3320463288.00 | 21.67 | 18440200500.00 | 3804400081.00 | 20.63 |
| | TOTAL (CENTRE) | 12435140000.00 | 897575997.00 | 7.22 | 13995390000.00 | 1015942626.00 | 7.26 | 15681120000.00 | 1224893362.00 | 7.81 |
| | GRAND TOTAL | 25078999142.00 | 3681328052.00 | 14.68 | 29314957900.00 | 4336405914.00 | 14.79 | 34121320500.00 | 5029293443.00 | 14.74 |

... NICNET ...

STATEMENT NO (5) : PLAN & NON-PLAN BUDGETED EXPENDITURE ON EDUCATION OF EDUCATION DEPARTMENT
(REVENUE ACCOUNT)

(RUPEES IN THOUSANDS)

| 2012-13 (ACTUALS) | | | | | | |
|-----------------------|---------------------------|--|--|-------------------------------------|---|-------------------------------------|
| S.NO. | STATE/ UNION TERRITORY | TOTAL EXP. ON EDN. OF THE EDN. DEPARTMENT | PLAN EXP. ON EDN. OF THE EDUCATION DEPARTMENT | % AGE OF COL. (3) TO COL. (2) | NON-PLAN EXP. ON EDN. OF THE EDN. DEPARTMENT | % AGE OF COL. (5) TO COL. (2) |
| 1 | | 2 | 3 | 4 | 5 | 6 |
| 1 | ANDHRA PRADESH | 156045263.00 | 24888206.00 | 15.95 | 131157057.00 | 84.05 |
| 2 | ARUNACHAL PRADESH | 1759509.00 | 548146.00 | 31.15 | 1211363.00 | 68.85 |
| 3 | ASSAM | 69078242.00 | 6626402.00 | 9.59 | 62451840.00 | 90.41 |
| 4 | BIHAR | 130658342.00 | 47368325.00 | 36.25 | 83290017.00 | 63.75 |
| 5 | CHHATTISGARH | 44935263.00 | 27643778.00 | 61.52 | 17291485.00 | 38.48 |
| 6 | GOA | 8914470.00 | 1573493.00 | 17.65 | 7340977.00 | 82.35 |
| 7 | GUJARAT | 126645220.00 | 10657831.00 | 8.42 | 115987389.00 | 91.58 |
| 8 | HARYANA | 68921860.00 | 19398394.00 | 28.15 | 49523466.00 | 71.85 |
| 9 | HIMACHAL PRADESH | 32679094.00 | 3888881.00 | 11.90 | 28790213.00 | 88.10 |
| 10 | JAMMU & KASHMIR | 27424245.00 | 0.00 | 0.00 | 27424245.00 | 100.00 |
| 11 | JHARKHAND | 35178752.00 | 6162607.00 | 17.52 | 29016145.00 | 82.48 |
| 12 | KARNATAKA | 141908834.00 | 35573602.00 | 25.07 | 106335232.00 | 74.93 |
| 13 | KERALA | 100760045.00 | 6346171.00 | 6.30 | 94413874.00 | 93.70 |
| 14 | MADHYA PRADESH | 85636534.00 | 5175891.00 | 6.04 | 80460643.00 | 93.96 |
| 15 | MAHARASHTRA | 316592135.00 | 9744611.00 | 3.08 | 306847524.00 | 96.92 |
| 16 | MANIPUR | 7095672.00 | 676190.00 | 9.53 | 6419482.00 | 90.47 |
| 17 | MEGHALAYA | 7722545.00 | 1513982.00 | 19.60 | 6208563.00 | 80.40 |
| 18 | MIZORAM | 6650102.00 | 2638182.00 | 39.67 | 4011920.00 | 60.33 |
| 19 | NAGALAND | 7479598.00 | 536807.00 | 7.18 | 6942791.00 | 92.82 |
| 20 | ORISSA | 68141516.00 | 27785812.00 | 40.78 | 40355704.00 | 59.22 |
| 21 | PUNJAB | 64654762.00 | 8473468.00 | 13.11 | 56181294.00 | 86.89 |
| 22 | RAJASTHAN | 127115567.00 | 22791813.00 | 17.93 | 104323754.00 | 82.07 |
| 23 | SIKKIM | 5486241.00 | 1771220.00 | 32.28 | 3715021.00 | 67.72 |
| 24 | TAMIL NADU | 174117423.00 | 35528754.00 | 20.41 | 138588669.00 | 79.59 |
| 25 | TRIPURA | 9679125.00 | 1075195.00 | 11.11 | 8603930.00 | 88.89 |
| 26 | UTTARAKHAND | 36091011.00 | 5123862.00 | 14.20 | 30967149.00 | 85.80 |
| 27 | UTTAR PRADESH | 259488345.00 | 43996464.00 | 16.96 | 215491881.00 | 83.04 |
| 28 | WEST BENGAL | 162985530.00 | 27485236.00 | 16.86 | 135500294.00 | 83.14 |
| 29 | TELANGANA | 0.00 | 0.00 | 0.00 | 0.00 | 0.00 |
| TOTAL (STATES) | | 2283845245.00 | 384993323.00 | 16.86 | 1898851922.00 | 83.14 |
| 30 | A. & N. ISLANDS | 3414005.00 | 1464431.00 | 42.89 | 1949574.00 | 57.11 |
| 31 | CHANDIGARH | 4035252.00 | 583301.00 | 14.46 | 3451951.00 | 85.54 |
| 32 | DADRA & NAGAR HAVELI | 1025344.00 | 713828.00 | 69.62 | 311516.00 | 30.38 |
| 33 | DAMAN & DIU | 624763.00 | 274832.00 | 43.99 | 349931.00 | 56.01 |
| 34 | DELHI | 32548460.00 | 6538946.00 | 20.09 | 26009514.00 | 79.91 |
| 35 | LAKSHADWEEP | 969766.00 | 192500.00 | 19.85 | 777266.00 | 80.15 |
| 36 | PUDUCHERRY | 4786383.00 | 1751864.00 | 36.60 | 3034519.00 | 63.40 |
| TOTAL (U.T.s) | | 47403973.00 | 11519702.00 | 24.30 | 35884271.00 | 75.70 |
| TOTAL (STATES & U.T.) | | 2331249218.00 | 396513025.00 | 17.01 | 1934736193.00 | 82.99 |
| TOTAL (CENTRE) | | 660876193.00 | 555595889.00 | 84.07 | 105280304.00 | 15.93 |
| GRAND TOTAL | | 2992125411.00 | 952108914.00 | 31.82 | 2040016497.00 | 68.18 |

...NICNET...

STATEMENT NO (5) : PLAN & NON-PLAN BUDGETED EXPENDITURE ON EDUCATION OF EDUCATION DEPARTMENT
(REVENUE ACCOUNT)

(RUPEES IN THOUSANDS)

| 2013-14 (REVISED ESTIMATES) | | | | | | |
|-----------------------------|---------------------------|--|--|-----------------------------------|--|------------------------------------|
| S.NO. | STATE/ UNION TERRITORY | TOTAL EXP. ON EDN. OF THE EDN. DEPARTMENT | PLAN EXP. ON EDN. OF THE EDUCATION DEPARTMENT | % AGE OF COL.(8) TO COL.(7) | NON-PLAN EXP. ON EDN. O F THE EDN. DEPARTMENT | % AGE OF COL.(10) TO COL.(7) |
| 1 | | 7 | 8 | 9 | 10 | 11 |
| 1 | ANDHRA PRADESH | 195105308.00 | 35143928.00 | 18.01 | 159961380.00 | 81.99 |
| 2 | ARUNACHAL PRADESH | 6562900.00 | 1276092.00 | 19.44 | 5286808.00 | 80.56 |
| 3 | ASSAM | 98959400.00 | 11949222.00 | 12.07 | 87010178.00 | 87.93 |
| 4 | BIHAR | 169557098.00 | 55837594.00 | 32.93 | 113719504.00 | 67.07 |
| 5 | CHHATTISGARH | 75474359.00 | 45788156.00 | 60.67 | 29686203.00 | 39.33 |
| 6 | GOA | 9915491.00 | 1855103.00 | 18.71 | 8060388.00 | 81.29 |
| 7 | GUJARAT | 142805476.00 | 15464777.00 | 10.83 | 127340699.00 | 89.17 |
| 8 | HARYANA | 84426901.00 | 32343255.00 | 38.31 | 52083646.00 | 61.69 |
| 9 | HIMACHAL PRADESH | 38396689.00 | 4903373.00 | 12.77 | 33493316.00 | 87.23 |
| 10 | JAMMU & KASHMIR | 32719755.00 | 1395202.00 | 4.26 | 31324553.00 | 95.74 |
| 11 | JHARKHAND | 39414724.00 | 7158196.00 | 18.16 | 32256528.00 | 81.84 |
| 12 | KARNATAKA | 173835903.00 | 49665873.00 | 28.57 | 124170030.00 | 71.43 |
| 13 | KERALA | 111915734.00 | 8959745.00 | 8.01 | 102955989.00 | 91.99 |
| 14 | MADHYA PRADESH | 102031740.00 | 8627131.00 | 8.46 | 93404609.00 | 91.54 |
| 15 | MAHARASHTRA | 360085620.00 | 15000777.00 | 4.17 | 345084843.00 | 95.83 |
| 16 | MANIPUR | 7497689.00 | 772215.00 | 10.30 | 6725474.00 | 89.70 |
| 17 | MEGHALAYA | 8395900.00 | 2459900.00 | 29.30 | 5936000.00 | 70.70 |
| 18 | MIZORAM | 7875778.00 | 3003517.00 | 38.14 | 4872261.00 | 61.86 |
| 19 | NAGALAND | 8966386.00 | 322612.00 | 3.60 | 8643774.00 | 96.40 |
| 20 | ORISSA | 84994528.00 | 39689425.00 | 46.70 | 45305103.00 | 53.30 |
| 21 | PUNJAB | 75017292.00 | 15943876.00 | 21.25 | 59073416.00 | 78.75 |
| 22 | RAJASTHAN | 161912244.00 | 31222969.00 | 19.28 | 130689275.00 | 80.72 |
| 23 | SIKKIM | 5924562.00 | 1974916.00 | 33.33 | 3949646.00 | 66.67 |
| 24 | TAMIL NADU | 196761854.00 | 39369225.00 | 20.01 | 157392629.00 | 79.99 |
| 25 | TRIPURA | 11857706.00 | 1388239.00 | 11.71 | 10469467.00 | 88.29 |
| 26 | UTTARAKHAND | 43681743.00 | 7706802.00 | 17.64 | 35974941.00 | 82.36 |
| 27 | UTTAR PRADESH | 293282403.00 | 64168387.00 | 21.88 | 229114016.00 | 78.12 |
| 28 | WEST BENGAL | 167426182.00 | 25347658.00 | 15.14 | 142078524.00 | 84.86 |
| 29 | TELANGANA | 0.00 | 0.00 | 0.00 | 0.00 | 0.00 |
| TOTAL (STATES) | | 2714801365.00 | 528738165.00 | 19.48 | 2186063200.00 | 80.52 |
| 30 | A. & N. ISLANDS | 3787900.00 | 1784300.00 | 47.11 | 2003600.00 | 52.89 |
| 31 | CHANDIGARH | 4351200.00 | 650500.00 | 14.95 | 3700700.00 | 85.05 |
| 32 | DADRA & NAGAR HAVELI | 1024400.00 | 696800.00 | 68.02 | 327600.00 | 31.98 |
| 33 | DAMAN & DIU | 723300.00 | 339000.00 | 46.87 | 384300.00 | 53.13 |
| 34 | DELHI | 36187751.00 | 7702525.00 | 21.28 | 28485226.00 | 78.72 |
| 35 | LAKSHADWEEP | 903000.00 | 380000.00 | 42.08 | 523000.00 | 57.92 |
| 36 | PUDUCHERRY | 5598923.00 | 2298988.00 | 41.06 | 3299935.00 | 58.94 |
| TOTAL (U.T.s) | | 52576474.00 | 13852113.00 | 26.35 | 38724361.00 | 73.65 |
| TOTAL (STATES & U.T.) | | 2767377839.00 | 542590278.00 | 19.61 | 2224787561.00 | 80.39 |
| TOTAL (CENTRE) | | 746663000.00 | 618570000.00 | 82.84 | 128093000.00 | 17.16 |
| GRAND TOTAL | | 3514040839.00 | 1161160278.00 | 33.04 | 2352880561.00 | 66.96 |

...NICNET...

STATEMENT NO (5) : PLAN & NONPLAN BUDGETED EXPENDITURE ON EDUCATION OF EDUCATION DEPARTMENT
(REVENUE ACCOUNT)

(RUPEES IN THOUSANDS)

| 2014-15 (BUDGET ESTIMATES) | | | | | | |
|----------------------------|------------------------|---|---|-------------------------------|--|-------------------------------|
| S.NO. | STATE/ UNION TERRITORY | TOTAL EXP. ON EDN. OF THE EDN. DEPARTMENT | PLAN EXP. ON EDN. OF THE EDUCATION DEPARTMENT | % AGE OF COL.(13) TO COL.(12) | NON-PLAN EXP. ON EDN. OF THE EDN. DEPARTMENT | % AGE OF COL.(15) TO COL.(12) |
| 1 | | 12 | 13 | 14 | 15 | 16 |
| 1 | ANDHRA PRADESH | 138459195.00 | 3229214.00 | 2.33 | 135229981.00 | 97.67 |
| 2 | ARUNACHAL PRADESH | 12812934.00 | 7368240.00 | 57.51 | 5444694.00 | 42.49 |
| 3 | ASSAM | 132928147.00 | 31911900.00 | 24.01 | 101016247.00 | 75.99 |
| 4 | BIHAR | 239138363.00 | 113812033.00 | 47.59 | 125326330.00 | 52.41 |
| 5 | CHHATTISGARH | 79805165.00 | 52641388.00 | 65.96 | 27163777.00 | 34.04 |
| 6 | GOA | 11161687.00 | 2759951.00 | 24.73 | 8401736.00 | 75.27 |
| 7 | GUJARAT | 161531616.00 | 25307993.00 | 15.67 | 136223623.00 | 84.33 |
| 8 | HARYANA | 99656086.00 | 38324885.00 | 38.46 | 61331201.00 | 61.54 |
| 9 | HIMACHAL PRADESH | 41415673.00 | 4097491.00 | 9.89 | 37318182.00 | 90.11 |
| 10 | JAMMU & KASHMIR | 39951373.00 | 4697264.00 | 11.76 | 35254109.00 | 88.24 |
| 11 | JHARKHAND | 57390599.00 | 10860940.00 | 18.92 | 46529659.00 | 81.08 |
| 12 | KARNATAKA | 202512342.00 | 68412668.00 | 33.78 | 134099674.00 | 66.22 |
| 13 | KERALA | 134160086.00 | 11442975.00 | 8.53 | 122717111.00 | 91.47 |
| 14 | MADHYA PRADESH | 134233593.00 | 9530345.00 | 7.10 | 124703248.00 | 92.90 |
| 15 | MAHARASHTRA | 387364211.00 | 13756805.00 | 3.55 | 373607406.00 | 96.45 |
| 16 | MANIPUR | 7764495.00 | 729368.00 | 9.39 | 7035127.00 | 90.61 |
| 17 | MEGHALAYA | 10518700.00 | 4015900.00 | 38.18 | 6502800.00 | 61.82 |
| 18 | MIZORAM | 8830227.00 | 4487662.00 | 50.82 | 4342565.00 | 49.18 |
| 19 | NAGALAND | 10758218.00 | 161400.00 | 1.50 | 10596818.00 | 98.50 |
| 20 | ORISSA | 102366912.00 | 51092000.00 | 49.91 | 51274912.00 | 50.09 |
| 21 | PUNJAB | 76482009.00 | 15350336.00 | 20.07 | 61131673.00 | 79.93 |
| 22 | RAJASTHAN | 192674216.00 | 48380819.00 | 25.11 | 144293397.00 | 74.89 |
| 23 | SIKKIM | 7012416.00 | 2446985.00 | 34.90 | 4565431.00 | 65.10 |
| 24 | TAMIL NADU | 217914832.00 | 46563154.00 | 21.37 | 171351678.00 | 78.63 |
| 25 | TRIPURA | 13065401.00 | 1530909.00 | 11.72 | 11534492.00 | 88.28 |
| 26 | UTTARAKHAND | 49468244.00 | 7760896.00 | 15.69 | 41707348.00 | 84.31 |
| 27 | UTTAR PRADESH | 321450202.00 | 49894412.00 | 15.52 | 271555790.00 | 84.48 |
| 28 | WEST BENGAL | 210043675.00 | 52963240.00 | 25.22 | 157080435.00 | 74.78 |
| 29 | TELANGANA | 54822646.00 | 2596308.00 | 4.74 | 52226338.00 | 95.26 |
| TOTAL (STATES) | | 3155693263.00 | 686127481.00 | 21.74 | 2469565782.00 | 78.26 |
| 30 | A. & N. ISLANDS | 4235200.00 | 1971200.00 | 46.54 | 2264000.00 | 53.46 |
| 31 | CHANDIGARH | 4841400.00 | 1014100.00 | 20.95 | 3827300.00 | 79.05 |
| 32 | DADRA & NAGAR HAVELI | 1425800.00 | 1081800.00 | 75.87 | 344000.00 | 24.13 |
| 33 | DAMAN & DIU | 1085900.00 | 628700.00 | 57.90 | 457200.00 | 42.10 |
| 34 | DELHI | 43529510.00 | 8843400.00 | 20.32 | 34686110.00 | 79.68 |
| 35 | LAKSHADWEEP | 1155200.00 | 399000.00 | 34.54 | 756200.00 | 65.46 |
| 36 | PUDUCHERRY | 6235711.00 | 2547521.00 | 40.85 | 3688190.00 | 59.15 |
| TOTAL (U.T.s) | | 62508721.00 | 16485721.00 | 26.37 | 46023000.00 | 73.63 |
| TOTAL (STATES & U.T.) | | 3218201984.00 | 702613202.00 | 21.83 | 2515588782.00 | 78.17 |
| TOTAL (CENTRE) | | 827711000.00 | 687280000.00 | 83.03 | 140431000.00 | 16.97 |
| GRAND TOTAL | | 4045912984.00 | 1389893202.00 | 34.35 | 2656019782.00 | 65.65 |

...NICNET...

STATEMENT NO. (6) : TOTAL PLAN BUDGETED EXPENDITURE ON EDUCATION BY ALL DEPARTMENTS
(REVENUE ACCOUNT)

(RUPEES IN THOUSANDS)

| SL. STATE/UNION NO. TERRITORY | 2012-13 (ACTUALS) | | | | 2013-14 (R.E.) | | | | 2014-15 (B.E.) | | | |
|-------------------------------------|------------------------------------|-------------------------------------|---------------------------|---|------------------------------------|-------------------------------------|---------------------------|---|------------------------------------|-------------------------------------|---------------------------|---|
| | PLAN EXP. BY EDN. DEPARTMENT | PLAN EXP. BY OTHER DEPARTMENT | TOTAL PLAN EXPENDITURE | %AGE OF PLAN EXP. TO TOTAL EXP. ON EDN. | PLAN EXP. BY EDN. DEPARTMENT | PLAN EXP. BY OTHER DEPARTMENT | TOTAL PLAN EXPENDITURE | %AGE OF PLAN EXP. TO TOTAL EXP. ON EDN. | PLAN EXP. BY EDN. DEPARTMENT | PLAN EXP. BY OTHER DEPARTMENT | TOTAL PLAN EXPENDITURE | %AGE OF PLAN EXP. TO TOTAL EXP. ON EDN. |
| | 1 ANDHRA PRADESH | 24888206.00 | 51687801.00 | 76576007.00 | 33.04 | 35143928.00 | 51396233.00 | 86540161.00 | 31.05 | 3229214.00 | 10729814.00 | 13959028.00 |
| 2 ARUNACHAL PRADESH | 548146.00 | 283231.00 | 831377.00 | 34.41 | 1276092.00 | 691969.00 | 1968061.00 | 24.15 | 7368240.00 | 1020652.00 | 8388892.00 | 57.00 |
| 3 ASSAM | 6626402.00 | 4274402.00 | 10900804.00 | 13.79 | 11949222.00 | 8084554.00 | 20033776.00 | 11.58 | 31911900.00 | 5698460.00 | 37610360.00 | 25.75 |
| 4 BIHAR | 47368325.00 | 18447829.00 | 65816154.00 | 42.17 | 55837594.00 | 25863719.00 | 81701313.00 | 39.64 | 113812033.00 | 28671091.00 | 142483124.00 | 50.96 |
| 5 CHHATTISGARH | 27643778.00 | 2574508.00 | 30218286.00 | 52.29 | 45788156.00 | 5004432.00 | 50792588.00 | 59.10 | 52641388.00 | 3309836.00 | 55951224.00 | 65.13 |
| 6 GOA | 1573493.00 | 1571387.00 | 3144880.00 | 27.04 | 1855103.00 | 2617913.00 | 4473016.00 | 32.25 | 2759951.00 | 1864588.00 | 4624539.00 | 31.96 |
| 7 GUJARAT | 10657831.00 | 20243932.00 | 30901763.00 | 19.15 | 15464777.00 | 23663091.00 | 39127868.00 | 20.90 | 25307993.00 | 24492917.00 | 49800910.00 | 24.83 |
| 8 HARYANA | 19398394.00 | 8693051.00 | 28091445.00 | 33.63 | 32343255.00 | 13515710.00 | 45858965.00 | 44.01 | 38324885.00 | 10833537.00 | 49158422.00 | 41.32 |
| 9 HIMACHAL PRADESH | 3888881.00 | 1271986.00 | 5160867.00 | 14.75 | 4903373.00 | 2020595.00 | 6923968.00 | 16.16 | 4097491.00 | 1451699.00 | 5549190.00 | 11.87 |
| 10 JAMMU & KASHMIR | ... | ... | ... | 0.00 | 1395202.00 | 2312635.00 | 3707837.00 | 7.89 | 4697264.00 | 1698064.00 | 6395328.00 | 11.54 |
| 11 JHARKHAND | 6162607.00 | 3922114.00 | 10084721.00 | 23.69 | 7158196.00 | 4071155.00 | 11229351.00 | 23.37 | 10860940.00 | 4587761.00 | 15448701.00 | 23.18 |
| 12 KARNATAKA | 35573602.00 | 14675305.00 | 50248907.00 | 29.82 | 49665873.00 | 21640505.00 | 71306378.00 | 33.81 | 68412668.00 | 27739185.00 | 96151853.00 | 39.10 |
| 13 KERALA | 6346171.00 | 8427678.00 | 14773849.00 | 12.07 | 8959745.00 | 10585781.00 | 19545526.00 | 14.23 | 11442975.00 | 12817391.00 | 24260366.00 | 14.78 |
| 14 MADHYA PRADESH | 5175891.00 | 3167138.00 | 8343029.00 | 8.64 | 8627131.00 | 12125166.00 | 20752297.00 | 16.76 | 9530345.00 | 12791040.00 | 22321385.00 | 14.10 |
| 15 MAHARASHTRA | 9744611.00 | 9312544.00 | 19057155.00 | 5.14 | 15000777.00 | 17386543.00 | 32387320.00 | 7.49 | 13756805.00 | 18871553.00 | 32628358.00 | 7.10 |
| 16 MANIPUR | 676190.00 | 812744.00 | 1488934.00 | 17.45 | 772215.00 | 1173791.00 | 1946006.00 | 20.87 | 729368.00 | 965553.00 | 1694921.00 | 18.12 |
| 17 MEGHALAYA | 1513982.00 | 948777.00 | 2462759.00 | 27.06 | 2459900.00 | 884598.00 | 3344498.00 | 34.24 | 4015900.00 | 1161166.00 | 5177066.00 | 42.38 |
| 18 MIZORAM | 2638182.00 | 502576.00 | 3140758.00 | 42.10 | 3003517.00 | 369597.00 | 3373114.00 | 38.95 | 4487662.00 | 664228.00 | 5151890.00 | 52.26 |
| 19 NAGALAND | 536807.00 | 427779.00 | 964586.00 | 10.98 | 322612.00 | 412407.00 | 735019.00 | 7.07 | 161400.00 | 303200.00 | 464600.00 | 3.80 |
| 20 ORISSA | 27785812.00 | 2370268.00 | 30156080.00 | 38.93 | 39689425.00 | 3930341.00 | 43619766.00 | 44.84 | 51092000.00 | 4305611.00 | 55397611.00 | 48.00 |
| 21 PUNJAB | 8473468.00 | 2976992.00 | 11450460.00 | 15.26 | 15943876.00 | 7095355.00 | 23039231.00 | 25.58 | 15350336.00 | 5843210.00 | 21193546.00 | 23.52 |
| 22 RAJASTHAN | 22791813.00 | 2178664.00 | 24970477.00 | 18.45 | 31222969.00 | 6021469.00 | 37244438.00 | 21.27 | 48380819.00 | 7080862.00 | 55461681.00 | 26.78 |
| 23 SIKKIM | 1771220.00 | 421004.00 | 2192224.00 | 35.93 | 1974916.00 | 624047.00 | 2598963.00 | 38.45 | 2446985.00 | 469890.00 | 2916875.00 | 37.79 |
| 24 TAMIL NADU | 35528754.00 | 12508018.00 | 48036772.00 | 23.51 | 39369225.00 | 19775722.00 | 59144947.00 | 24.74 | 46563154.00 | 19125900.00 | 65689054.00 | 25.10 |
| 25 TRIPURA | 1075195.00 | 744293.00 | 1819488.00 | 16.50 | 1388239.00 | 950826.00 | 2339065.00 | 17.16 | 1530909.00 | 936520.00 | 2467429.00 | 16.56 |
| 26 UTTARAKHAND | 5123862.00 | 2463972.00 | 7587834.00 | 18.28 | 7706802.00 | 3568506.00 | 11275308.00 | 22.28 | 7760896.00 | 4165747.00 | 11926643.00 | 20.79 |
| 27 UTTAR PRADESH | 43996464.00 | 9855776.00 | 53852240.00 | 17.72 | 64168387.00 | 5702835.00 | 69871222.00 | 21.96 | 49894412.00 | 15333846.00 | 65228258.00 | 17.65 |
| 28 WEST BENGAL | 27485236.00 | 8058413.00 | 35543649.00 | 19.49 | 25347658.00 | 9395100.00 | 34742758.00 | 18.55 | 52963240.00 | 12090702.00 | 65053942.00 | 27.81 |
| 29 TELANGANA | ... | ... | ... | 0.00 | ... | ... | ... | 0.00 | 2596308.00 | 13391201.00 | 15987509.00 | 20.38 |
| TOTAL STATES | 384993323.00 | 192822182.00 | 577815505.00 | 21.19 | 528738165.00 | 260884595.00 | 789622760.00 | 24.25 | 686127481.00 | 252415224.00 | 938542705.00 | 25.17 |
| 30 A. & N. ISLANDS | 1464431.00 | 136894.00 | 1601325.00 | 43.59 | 1784300.00 | 149485.00 | 1933785.00 | 47.42 | 1971200.00 | 184884.00 | 2156084.00 | 47.24 |
| 31 CHANDIGARH | 583301.00 | 474543.00 | 1057844.00 | 18.82 | 650500.00 | 578100.00 | 1228600.00 | 19.95 | 1014100.00 | 694180.00 | 1708280.00 | 25.10 |
| 32 DADRA & NAGAR HAVELI | 713828.00 | 23470.00 | 737298.00 | 69.81 | 696800.00 | 28113.00 | 724913.00 | 68.37 | 1081800.00 | 105700.00 | 1187500.00 | 76.80 |
| 33 DAMAN & DIU | 274832.00 | 74100.00 | 348932.00 | 48.63 | 339000.00 | 93575.00 | 432575.00 | 51.62 | 628700.00 | 110500.00 | 739200.00 | 60.60 |
| 34 DELHI | 6538946.00 | 3364680.00 | 9903626.00 | 25.94 | 7702525.00 | 3159400.00 | 10861925.00 | 25.04 | 8843400.00 | 2815070.00 | 11658470.00 | 22.70 |
| 35 LAKSHADWEEP | 192500.00 | 95079.00 | 287579.00 | 25.68 | 380000.00 | 277300.00 | 657300.00 | 52.56 | 399000.00 | 272900.00 | 671900.00 | 44.83 |
| 36 PUDUCHERRY | 1751864.00 | 894072.00 | 2645936.00 | 43.54 | 2298988.00 | 1316600.00 | 3615588.00 | 49.20 | 2547521.00 | 1530914.00 | 4078435.00 | 49.30 |
| TOTAL U. T. | 11519702.00 | 5062838.00 | 16582540.00 | 29.38 | 13852113.00 | 5602573.00 | 19454686.00 | 30.34 | 16485721.00 | 5714148.00 | 22199869.00 | 29.50 |
| TOTAL (STATES & UTs) | 396513025.00 | 197885020.00 | 594398045.00 | 21.35 | 542590278.00 | 266487168.00 | 809077446.00 | 24.37 | 702613202.00 | 258129372.00 | 960742574.00 | 25.25 |
| TOTAL (CENTRE) | 555595889.00 | 153012606.00 | 708608495.00 | 78.95 | 618570000.00 | 178604217.00 | 797174217.00 | 78.47 | 687280000.00 | 298394269.00 | 985674269.00 | 80.47 |
| GRAND TOTAL | 952108914.00 | 350897626.00 | 1303006540.00 | 35.40 | 1161160278.00 | 445091385.00 | 1606251663.00 | 37.04 | 1389893202.00 | 556523641.00 | 1946416843.00 | 38.70 |

..NICNET..

STATEMENT NO. (7): PLAN & NON-PLAN BUDGETED EXPENDITURE ON ELEMENTARY EDUCATION

ACCOUNT: REVENUE ACCOUNT
PROGRAM: TOTAL EXPENDITURE

(RUPEES IN THOUSANDS)

| SL. NO. | STATE/UNION TERRITORY | 2012-13 (ACTUALS) | | | | 2013-14 (R.E.) | | | | 2014-15 (B.E.) | | | |
|---------------------|-----------------------|-------------------|--------------|---------------|----------------------------------|----------------|---------------|---------------|----------------------------------|----------------|---------------|---------------|----------------------------------|
| | | PLAN | NON-PLAN | TOTAL | % AGE TO TOTAL EXP. ON EDUCATION | PLAN | NON-PLAN | TOTAL | % AGE TO TOTAL EXP. ON EDUCATION | PLAN | NON-PLAN | TOTAL | % AGE TO TOTAL EXP. ON EDUCATION |
| 1 | ANDHRA PRADESH | 10768154.00 | 50880580.00 | 61648734.00 | 39.51 | 17478917.00 | 65394548.00 | 82873465.00 | 42.48 | 1543898.00 | 54181995.00 | 55725893.00 | 40.25 |
| 2 | ARUNACHAL PRADESH | 0.00 | 0.00 | 0.00 | 0.00 | 859644.00 | 3501405.00 | 4361049.00 | 66.45 | 6435850.00 | 3581449.00 | 10017299.00 | 78.18 |
| 3 | ASSAM | 2561245.00 | 34041435.00 | 36602680.00 | 52.99 | 4605499.00 | 47350412.00 | 51955911.00 | 52.50 | 23097400.00 | 52722048.00 | 75819448.00 | 57.04 |
| 4 | BIHAR | 37749925.00 | 45696760.00 | 83446685.00 | 63.87 | 40748349.00 | 62315708.00 | 103064057.00 | 60.78 | 90375201.00 | 63316277.00 | 153691478.00 | 64.27 |
| 5 | CHHATTISGARH | 17631186.00 | 11843699.00 | 29474885.00 | 65.59 | 28232930.00 | 15625620.00 | 43858550.00 | 58.11 | 34064207.00 | 12494400.00 | 46558607.00 | 58.34 |
| 6 | GOA | 199492.00 | 1685388.00 | 1884880.00 | 21.14 | 186271.00 | 1903438.00 | 2089709.00 | 21.08 | 431060.00 | 2049743.00 | 2480803.00 | 22.23 |
| 7 | GUJARAT | 5843335.00 | 68454543.00 | 74297878.00 | 58.67 | 7563909.00 | 77268560.00 | 84832469.00 | 59.40 | 15849395.00 | 85722186.00 | 101571581.00 | 62.88 |
| 8 | HARYANA | 12279214.00 | 31632421.00 | 43911635.00 | 63.71 | 18548500.00 | 33018185.00 | 51566685.00 | 61.08 | 19311000.00 | 39101100.00 | 58412100.00 | 58.61 |
| 9 | HIMACHAL PRADESH | 2043877.00 | 16537216.00 | 18581093.00 | 56.86 | 2979097.00 | 19587838.00 | 22566935.00 | 58.77 | 2154426.00 | 22039585.00 | 24194011.00 | 58.42 |
| 10 | JAMMU & KASHMIR | 0.00 | 10937639.00 | 10937639.00 | 39.88 | 38032.00 | 12358779.00 | 12396811.00 | 37.89 | 2519260.00 | 14204956.00 | 16724216.00 | 41.86 |
| 11 | JHARKHAND | 3654219.00 | 19370143.00 | 23024362.00 | 65.45 | 3948700.00 | 20675080.00 | 24623780.00 | 62.47 | 6574400.00 | 31488813.00 | 38063213.00 | 66.32 |
| 12 | KARNATAKA | 19243923.00 | 55552402.00 | 74796325.00 | 52.71 | 24196173.00 | 60508705.00 | 84704878.00 | 48.73 | 37626957.00 | 68114749.00 | 105741706.00 | 52.21 |
| 13 | KERALA | 504157.00 | 38744278.00 | 39248435.00 | 38.95 | 1932202.00 | 40694196.00 | 42626398.00 | 38.09 | 661000.00 | 48523404.00 | 49184404.00 | 36.66 |
| 14 | MADHYA PRADESH | 2863388.00 | 47507465.00 | 50370853.00 | 58.82 | 4615464.00 | 53844943.00 | 58460407.00 | 57.30 | 4962707.00 | 75404312.00 | 80367019.00 | 59.87 |
| 15 | MAHARASHTRA | 2381338.00 | 135243770.00 | 137625108.00 | 43.47 | 4261312.00 | 146543044.00 | 150804356.00 | 41.88 | 5749463.00 | 164706285.00 | 170455748.00 | 44.00 |
| 16 | MANIPUR | 346460.00 | 2945057.00 | 3291517.00 | 46.39 | 369150.00 | 3260053.00 | 3629203.00 | 48.40 | 421345.00 | 3409390.00 | 3830735.00 | 49.34 |
| 17 | MEGHALAYA | 928108.00 | 3579328.00 | 4507436.00 | 58.37 | 1300000.00 | 3084462.00 | 4384462.00 | 52.22 | 2728897.00 | 3316326.00 | 6045223.00 | 57.47 |
| 18 | MIZORAM | 1002665.00 | 2109124.00 | 3111789.00 | 46.79 | 1174350.00 | 2670136.00 | 3844486.00 | 48.81 | 2984136.00 | 2163215.00 | 5147351.00 | 58.29 |
| 19 | NAGALAND | 331289.00 | 3603730.00 | 3935019.00 | 52.61 | 212162.00 | 4125250.00 | 4337412.00 | 48.37 | 51800.00 | 5204874.00 | 5256674.00 | 48.86 |
| 20 | ORISSA | 11959894.00 | 26001114.00 | 37961008.00 | 55.71 | 8266666.00 | 30358685.00 | 38625351.00 | 45.44 | 19199670.00 | 34406408.00 | 53606078.00 | 52.37 |
| 21 | PUNJAB | 5330877.00 | 10097074.00 | 15427951.00 | 23.86 | 9921926.00 | 12335031.00 | 22256957.00 | 29.67 | 9814765.00 | 14369335.00 | 24184100.00 | 31.62 |
| 22 | RAJASTHAN | 19101535.00 | 56426011.00 | 75527546.00 | 59.42 | 20369356.00 | 69101177.00 | 89470533.00 | 55.26 | 31727600.00 | 77666983.00 | 109394583.00 | 56.78 |
| 23 | SIKKIM | 558539.00 | 6194.00 | 564733.00 | 10.29 | 123878.00 | 8956.00 | 132834.00 | 2.24 | 206462.00 | 7204.00 | 213666.00 | 3.05 |
| 24 | TAMIL NADU | 7257467.00 | 59441854.00 | 66699321.00 | 38.31 | 8612210.00 | 67496689.00 | 76108899.00 | 38.68 | 13048352.00 | 69937808.00 | 82986160.00 | 38.08 |
| 25 | TRIPURA | 386903.00 | 3498954.00 | 3885857.00 | 40.15 | 665894.00 | 3986414.00 | 4652308.00 | 39.23 | 742176.00 | 4401700.00 | 5143876.00 | 39.37 |
| 26 | UTTARAKHAND | 3382950.00 | 12888336.00 | 16271286.00 | 45.08 | 3657212.00 | 15397277.00 | 19054489.00 | 43.62 | 3425932.00 | 18305926.00 | 21731858.00 | 43.93 |
| 27 | UTTAR PRADESH | 21779767.00 | 145467238.00 | 167247005.00 | 64.45 | 26550722.00 | 147435704.00 | 173986426.00 | 59.32 | 44242622.00 | 187570927.00 | 231813549.00 | 72.11 |
| 28 | WEST BENGAL | 23521333.00 | 38515048.00 | 62036381.00 | 38.06 | 14969676.00 | 41626764.00 | 56596440.00 | 33.80 | 33661900.00 | 45899884.00 | 79561784.00 | 37.88 |
| 29 | TELANGANA | 0.00 | 0.00 | 0.00 | 0.00 | 0.00 | 0.00 | 0.00 | 0.00 | 874296.00 | 20473770.00 | 21348066.00 | 0.00 |
| TOTAL STATES | | 213611240.00 | 932706801.00 | 1146318041.00 | 50.19 | 256388201.00 | 1061477059.00 | 1317865260.00 | 47.58 | 414486177.00 | 1224785052.00 | 1639271229.00 | 52.86 |
| 30 | A. & N. ISLANDS | 805574.00 | 1114568.00 | 1920142.00 | 56.24 | 928500.00 | 1158215.00 | 2086715.00 | 55.09 | 979300.00 | 1288293.00 | 2267593.00 | 53.54 |
| 31 | CHANDIGARH | 265464.00 | 1149236.00 | 1414700.00 | 35.06 | 268300.00 | 1188836.00 | 1457136.00 | 33.49 | 446200.00 | 1226472.00 | 1672672.00 | 34.55 |
| 32 | DADRA & NAGAR HAVELI | 387405.00 | 249377.00 | 636782.00 | 62.10 | 379500.00 | 262300.00 | 641800.00 | 62.65 | 497100.00 | 270300.00 | 767400.00 | 53.82 |
| 33 | DAMAN & DIU | 64132.00 | 149601.00 | 213733.00 | 34.21 | 85300.00 | 163900.00 | 249200.00 | 34.45 | 168900.00 | 166500.00 | 335400.00 | 30.89 |
| 34 | DELHI | 3799879.00 | 9664626.00 | 13464505.00 | 41.37 | 4059400.00 | 10416486.00 | 14475886.00 | 40.00 | 4461500.00 | 14526320.00 | 18987820.00 | 43.62 |
| 35 | LAKSHADWEEP | 0.00 | 0.00 | 0.00 | 0.00 | 380000.00 | 0.00 | 380000.00 | 42.08 | 0.00 | 0.00 | 0.00 | 0.00 |
| 36 | PUDUCHERRY | 428184.00 | 1309104.00 | 1737288.00 | 36.30 | 521936.00 | 1409190.00 | 1931126.00 | 34.49 | 570012.00 | 1556950.00 | 2126962.00 | 34.11 |
| TOTAL U.T. | | 5750638.00 | 13636512.00 | 19387150.00 | 40.90 | 6222936.00 | 14598927.00 | 21221863.00 | 40.36 | 7123012.00 | 19034835.00 | 26157847.00 | 41.85 |
| TOTAL (STATE & UTs) | | 219361878.00 | 946343313.00 | 1165705191.00 | 50.00 | 263011137.00 | 1076075986.00 | 1339087123.00 | 47.45 | 421609189.00 | 1243819887.00 | 1665429076.00 | 52.65 |
| CENTRE TOTAL | | 359223100.00 | 64300.00 | 359287400.00 | 54.37 | 396143100.00 | 76600.00 | 396219700.00 | 53.07 | 424380000.00 | 82800.00 | 424462800.00 | 51.28 |
| GRAND TOTAL | | 578584978.00 | 946407613.00 | 1524992591.00 | 50.97 | 659154237.00 | 1076152586.00 | 1735306823.00 | 48.62 | 845989189.00 | 1243902687.00 | 2089891876.00 | 52.36 |

..NICNET..

STATEMENT NO. (8): PLAN & NON-PLAN BUDGETED EXPENDITURE ON ELEMENTARY EDUCATION (Sub-head wise)

ACCOUNT: REVENUE ACCOUNT

PROGRAM: DIRECTION, INSPECTION & ADMINISTRATION

(RUPEES IN THOUSANDS)

| SL. NO. | STATE/UNION TERRITORY | 2012-13 (ACTUALS) | | | | 2013-14 (R.E.) | | | | 2014-15 (B.E.) | | | |
|---------------------|-----------------------|-------------------|-------------|-------------|----------------------------------|----------------|-------------|-------------|----------------------------------|----------------|-------------|-------------|----------------------------------|
| | | PLAN | NON-PLAN | TOTAL | % AGE TO TOTAL EXP. ON PMY. EDN. | PLAN | NON-PLAN | TOTAL | % AGE TO TOTAL EXP. ON PMY. EDN. | PLAN | NON-PLAN | TOTAL | % AGE TO TOTAL EXP. ON PMY. EDN. |
| 1 | ANDHRA PRADESH | 5960692.00 | 0.00 | 5960692.00 | 9.67 | 10992744.00 | 0.00 | 10992744.00 | 13.26 | 0.00 | 0.00 | 0.00 | 0.00 |
| 2 | ARUNACHAL PRADESH | 0.00 | 0.00 | 0.00 | 0.00 | 42300.00 | 3501405.00 | 3543705.00 | 81.26 | 42300.00 | 3581449.00 | 3623749.00 | 36.17 |
| 3 | ASSAM | 6286.00 | 689752.00 | 696038.00 | 1.90 | 1088935.00 | 750111.00 | 1839046.00 | 3.54 | 1391758.00 | 841539.00 | 2233297.00 | 2.95 |
| 4 | BIHAR | 157756.00 | 852305.00 | 1010061.00 | 1.21 | 172668.00 | 1229786.00 | 1402454.00 | 1.36 | 175000.00 | 1225188.00 | 1400188.00 | 0.91 |
| 5 | CHHATTISGARH | 196542.00 | 426011.00 | 622553.00 | 2.11 | 40000.00 | 835780.00 | 875780.00 | 2.00 | 40000.00 | 1262100.00 | 1302100.00 | 2.80 |
| 6 | GOA | 0.00 | 68608.00 | 68608.00 | 3.64 | 0.00 | 77452.00 | 77452.00 | 3.71 | 0.00 | 77252.00 | 77252.00 | 3.11 |
| 7 | GUJARAT | 6223.00 | 277471.00 | 283694.00 | 0.38 | 700.00 | 273861.00 | 274561.00 | 0.32 | 118102.00 | 322805.00 | 440907.00 | 0.43 |
| 8 | HARYANA | 6250.00 | 384131.00 | 390381.00 | 0.89 | 12200.00 | 394425.00 | 406625.00 | 0.79 | 16000.00 | 461300.00 | 477300.00 | 0.82 |
| 9 | HIMACHAL PRADESH | 0.00 | 460743.00 | 460743.00 | 2.48 | 0.00 | 530860.00 | 530860.00 | 2.35 | 0.00 | 576345.00 | 576345.00 | 2.38 |
| 10 | JAMMU & KASHMIR | ... | ... | ... | ... | ... | ... | ... | ... | ... | ... | ... | ... |
| 11 | JHARKHAND | 1436.00 | 355334.00 | 356770.00 | 1.55 | 7200.00 | 559422.00 | 566622.00 | 2.30 | 7400.00 | 505669.00 | 513069.00 | 1.35 |
| 12 | KARNATAKA | 108077.00 | 247513.00 | 355590.00 | 0.48 | 84689.00 | 184723.00 | 269412.00 | 0.32 | 49000.00 | 243121.00 | 292121.00 | 0.28 |
| 13 | KERALA | 0.00 | 550610.00 | 550610.00 | 1.40 | 0.00 | 576106.00 | 576106.00 | 1.35 | 0.00 | 668400.00 | 668400.00 | 1.36 |
| 14 | MADHYA PRADESH | 0.00 | 844717.00 | 844717.00 | 1.68 | 0.00 | 1043073.00 | 1043073.00 | 1.78 | 0.00 | 1207857.00 | 1207857.00 | 1.50 |
| 15 | MAHARASHTRA | 0.00 | 1610389.00 | 1610389.00 | 1.17 | 0.00 | 1773768.00 | 1773768.00 | 1.18 | 0.00 | 1755340.00 | 1755340.00 | 1.03 |
| 16 | MANIPUR | 893.00 | 97354.00 | 98247.00 | 2.98 | 1840.00 | 95907.00 | 97747.00 | 2.69 | 1840.00 | 94915.00 | 96755.00 | 2.53 |
| 17 | MEGHALAYA | 8854.00 | 84957.00 | 93811.00 | 2.08 | 15150.00 | 78117.00 | 93267.00 | 2.13 | 16150.00 | 91072.00 | 107222.00 | 1.77 |
| 18 | MIZORAM | 22772.00 | 43670.00 | 66442.00 | 2.14 | 18040.00 | 53900.00 | 71940.00 | 1.87 | 13100.00 | 53400.00 | 66500.00 | 1.29 |
| 19 | NAGALAND | ... | ... | ... | ... | ... | ... | ... | ... | ... | ... | ... | ... |
| 20 | ORISSA | 0.00 | 551851.00 | 551851.00 | 1.45 | 0.00 | 653051.00 | 653051.00 | 1.69 | 0.00 | 801361.00 | 801361.00 | 1.49 |
| 21 | PUNJAB | 0.00 | 104084.00 | 104084.00 | 0.67 | 0.00 | 176476.00 | 176476.00 | 0.79 | 0.00 | 212975.00 | 212975.00 | 0.88 |
| 22 | RAJASTHAN | 6050.00 | 839692.00 | 845742.00 | 1.12 | 10635.00 | 918442.00 | 929077.00 | 1.04 | 66430.00 | 941987.00 | 1008417.00 | 0.92 |
| 23 | SIKKIM | ... | ... | ... | ... | ... | ... | ... | ... | ... | ... | ... | ... |
| 24 | TAMIL NADU | 0.00 | 1557547.00 | 1557547.00 | 2.34 | 0.00 | 2004392.00 | 2004392.00 | 2.63 | 0.00 | 2097215.00 | 2097215.00 | 2.53 |
| 25 | TRIPURA | 1834.00 | 48716.00 | 50550.00 | 1.30 | 4650.00 | 67647.00 | 72297.00 | 1.55 | 4900.00 | 71751.00 | 76651.00 | 1.49 |
| 26 | UTTARAKHAND | 10708.00 | 12738.00 | 23446.00 | 0.14 | 26453.00 | 174612.00 | 201065.00 | 1.06 | 35120.00 | 220581.00 | 255701.00 | 1.18 |
| 27 | UTTAR PRADESH | 0.00 | 1257954.00 | 1257954.00 | 0.75 | 0.00 | 1392685.00 | 1392685.00 | 0.80 | 0.00 | 1635155.00 | 1635155.00 | 0.71 |
| 28 | WEST BENGAL | 0.00 | 647495.00 | 647495.00 | 1.04 | 0.00 | 632607.00 | 632607.00 | 1.12 | 0.00 | 757736.00 | 757736.00 | 0.95 |
| 29 | TELANGANA | ... | ... | ... | ... | ... | ... | ... | ... | ... | ... | ... | ... |
| TOTAL STATES | | 6494373.00 | 12013642.00 | 18508015.00 | 1.61 | 12518204.00 | 17978608.00 | 30496812.00 | 2.31 | 1977100.00 | 19706513.00 | 21683613.00 | 1.32 |
| 30 | A. & N. ISLANDS | ... | ... | ... | ... | ... | ... | ... | ... | ... | ... | ... | ... |
| 31 | CHANDIGARH | 136564.00 | 1085050.00 | 1221614.00 | 86.35 | 165700.00 | 1127720.00 | 1293420.00 | 88.76 | 262000.00 | 1162528.00 | 1424528.00 | 85.16 |
| 32 | DADRA & NAGAR HAVELI | 97405.00 | 234077.00 | 331482.00 | 52.06 | 99800.00 | 247000.00 | 346800.00 | 54.04 | 117100.00 | 257000.00 | 374100.00 | 48.75 |
| 33 | DAMAN & DIU | 8042.00 | 146413.00 | 154455.00 | 72.27 | 6800.00 | 160800.00 | 167600.00 | 67.26 | 5700.00 | 163400.00 | 169100.00 | 50.42 |
| 34 | DELHI | ... | ... | ... | ... | ... | ... | ... | ... | ... | ... | ... | ... |
| 35 | LAKSHADWEEP | ... | ... | ... | ... | ... | ... | ... | ... | ... | ... | ... | ... |
| 36 | PUDUCHERRY | ... | ... | ... | ... | ... | ... | ... | ... | ... | ... | ... | ... |
| TOTAL U.T. | | 242011.00 | 1465540.00 | 1707551.00 | 8.81 | 272300.00 | 1535520.00 | 1807820.00 | 8.52 | 384800.00 | 1582928.00 | 1967728.00 | 7.52 |
| TOTAL (STATE & UTs) | | 6736384.00 | 13479182.00 | 20215566.00 | 1.73 | 12790504.00 | 19514128.00 | 32304632.00 | 2.41 | 2361900.00 | 21289441.00 | 23651341.00 | 1.42 |

.. NICNET.

STATEMENT NO. (8): PLAN & NON-PLAN BUDGETED EXPENDITURE ON ELEMENTARY EDUCATION (Sub-head wise)

ACCOUNT: REVENUE ACCOUNT
PROGRAM: GOVERNMENT PRIMARY SCHOOLS

(RUPEES IN THOUSANDS)

| SL. NO. | STATE/UNION TERRITORY | 2012-13 (ACTUALS) | | | | 2013-14 (R.E.) | | | | 2014-15 (B.E.) | | | |
|---------------------|-----------------------|-------------------|--------------|--------------|----------------------------------|----------------|--------------|--------------|----------------------------------|----------------|--------------|--------------|----------------------------------|
| | | PLAN | NON-PLAN | TOTAL | % AGE TO TOTAL EXP. ON PMY. EDN. | PLAN | NON-PLAN | TOTAL | % AGE TO TOTAL EXP. ON PMY. EDN. | PLAN | NON-PLAN | TOTAL | % AGE TO TOTAL EXP. ON PMY. EDN. |
| 1 | ANDHRA PRADESH | 0.00 | 2962516.00 | 2962516.00 | 4.81 | 0.00 | 4093711.00 | 4093711.00 | 4.94 | 0.00 | 3385460.00 | 3385460.00 | 6.08 |
| 2 | ARUNACHAL PRADESH | ... | ... | ... | ... | ... | ... | ... | ... | ... | ... | ... | ... |
| 3 | ASSAM | 170048.00 | 31678095.00 | 31848143.00 | 87.01 | 40138.00 | 42609970.00 | 42650108.00 | 82.09 | 8189.00 | 47955843.00 | 47964032.00 | 63.26 |
| 4 | BIHAR | 25392.00 | 39252054.00 | 39277446.00 | 47.07 | 8500.00 | 54097115.00 | 54105615.00 | 52.50 | 3500.00 | 54096245.00 | 54099745.00 | 35.20 |
| 5 | CHHATTISGARH | 8319113.00 | 7169212.00 | 15488325.00 | 52.55 | 7923030.00 | 8847470.00 | 16770500.00 | 38.24 | 8820270.00 | 5162020.00 | 13982290.00 | 30.03 |
| 6 | GOA | 0.00 | 1042457.00 | 1042457.00 | 55.31 | 52.00 | 1188508.00 | 1188560.00 | 56.88 | 51.00 | 1268408.00 | 1268459.00 | 51.13 |
| 7 | GUJARAT | ... | ... | ... | ... | ... | ... | ... | ... | ... | ... | ... | ... |
| 8 | HARYANA | 3123672.00 | 30837245.00 | 33960917.00 | 77.34 | 5767800.00 | 32099900.00 | 37867700.00 | 73.43 | 5522500.00 | 38011500.00 | 43534000.00 | 74.53 |
| 9 | HIMACHAL PRADESH | 415195.00 | 15983385.00 | 16398580.00 | 88.25 | 306533.00 | 18982220.00 | 19288753.00 | 85.47 | 316476.00 | 21416241.00 | 21732717.00 | 89.83 |
| 10 | JAMMU & KASHMIR | 0.00 | 10937639.00 | 10937639.00 | 100.00 | 17255.00 | 12358779.00 | 12376034.00 | 99.83 | 19260.00 | 14204956.00 | 14224216.00 | 85.05 |
| 11 | JHARKHAND | 1368.00 | 16677025.00 | 16678393.00 | 72.44 | 74500.00 | 18132060.00 | 18206560.00 | 73.94 | 83569.00 | 28561749.00 | 28645318.00 | 75.26 |
| 12 | KARNATAKA | 228469.00 | 0.00 | 228469.00 | 0.31 | 316560.00 | 0.00 | 316560.00 | 0.37 | 163680.00 | 0.00 | 163680.00 | 0.15 |
| 13 | KERALA | 280000.00 | 12615405.00 | 12895405.00 | 32.86 | 690000.00 | 12512751.00 | 13202751.00 | 30.97 | 311000.00 | 15184149.00 | 15495149.00 | 31.50 |
| 14 | MADHYA PRADESH | 0.00 | 32678277.00 | 32678277.00 | 64.88 | 689062.00 | 34549806.00 | 35238868.00 | 60.28 | 940993.00 | 47929565.00 | 48870558.00 | 60.81 |
| 15 | MAHARASHTRA | 6.00 | 0.00 | 6.00 | 0.00 | 0.00 | 0.00 | 0.00 | 0.00 | 0.00 | 0.00 | 0.00 | 0.00 |
| 16 | MANIPUR | 0.00 | 2723367.00 | 2723367.00 | 82.74 | 0.00 | 3007687.00 | 3007687.00 | 82.87 | 0.00 | 3158016.00 | 3158016.00 | 82.44 |
| 17 | MEGHALAYA | 153005.00 | 1912052.00 | 2065057.00 | 45.81 | 265758.00 | 1546825.00 | 1812583.00 | 41.34 | 55556.00 | 1671584.00 | 1727140.00 | 28.57 |
| 18 | MIZORAM | 781844.00 | 1922976.00 | 2704820.00 | 86.92 | 920010.00 | 2316950.00 | 3236960.00 | 84.20 | 1148525.00 | 2084015.00 | 3232540.00 | 62.80 |
| 19 | NAGALAND | 90500.00 | 3595217.00 | 3685717.00 | 93.66 | 33708.00 | 4115162.00 | 4148870.00 | 95.65 | 20500.00 | 4112945.00 | 4133445.00 | 78.63 |
| 20 | ORISSA | 925360.00 | 24400561.00 | 25325921.00 | 66.72 | 116702.00 | 28834660.00 | 28951362.00 | 74.95 | 120159.00 | 32648128.00 | 32768287.00 | 61.13 |
| 21 | PUNJAB | 2040921.00 | 9956399.00 | 11997320.00 | 77.76 | 9921926.00 | 12078555.00 | 22000481.00 | 98.85 | 9814765.00 | 14076360.00 | 23891125.00 | 98.79 |
| 22 | RAJASTHAN | 40954.00 | 3263562.00 | 3304516.00 | 4.38 | 41154.00 | 4023324.00 | 4064478.00 | 4.54 | 61235.00 | 4465039.00 | 4526274.00 | 4.14 |
| 23 | SIKKIM | 33556.00 | 0.00 | 33556.00 | 5.94 | 45659.00 | 0.00 | 45659.00 | 34.37 | 40000.00 | 0.00 | 40000.00 | 18.72 |
| 24 | TAMIL NADU | 2835486.00 | 40672407.00 | 43507893.00 | 65.23 | 3540544.00 | 46555599.00 | 50096143.00 | 65.82 | 5163201.00 | 48817492.00 | 53980693.00 | 65.05 |
| 25 | TRIPURA | 120271.00 | 2968912.00 | 3089183.00 | 79.50 | 242562.00 | 3579497.00 | 3822059.00 | 82.15 | 365017.00 | 3956803.00 | 4321820.00 | 84.02 |
| 26 | UTTARAKHAND | 9504.00 | 11646840.00 | 11656344.00 | 71.64 | 11362.00 | 13846265.00 | 13857627.00 | 72.73 | 65000.00 | 16614851.00 | 16679851.00 | 76.75 |
| 27 | UTTAR PRADESH | 0.00 | 191763.00 | 191763.00 | 0.11 | 1.00 | 221158.00 | 221159.00 | 0.13 | 0.00 | 260328.00 | 260328.00 | 0.11 |
| 28 | WEST BENGAL | 0.00 | 43385.00 | 43385.00 | 0.07 | 0.00 | 56453.00 | 56453.00 | 0.10 | 0.00 | 67815.00 | 67815.00 | 0.09 |
| 29 | TELANGANA | 0.00 | 0.00 | 0.00 | 0.00 | 0.00 | 0.00 | 0.00 | 0.00 | 0.00 | 2413857.00 | 2413857.00 | 11.31 |
| TOTAL STATES | | 19594664.00 | 305130751.00 | 324725415.00 | 28.33 | 30972816.00 | 359654425.00 | 390627241.00 | 29.64 | 33043446.00 | 411523369.00 | 444566815.00 | 27.12 |
| 30 | A. & N. ISLANDS | 612195.00 | 1059966.00 | 1672161.00 | 87.09 | 665990.00 | 1094224.00 | 1760214.00 | 84.35 | 700341.00 | 1216292.00 | 1916633.00 | 84.52 |
| 31 | CHANDIGARH | ... | ... | ... | ... | ... | ... | ... | ... | ... | ... | ... | ... |
| 32 | DADRA & NAGAR HAVELI | ... | ... | ... | ... | ... | ... | ... | ... | ... | ... | ... | ... |
| 33 | DAMAN & DIU | ... | ... | ... | ... | ... | ... | ... | ... | ... | ... | ... | ... |
| 34 | DELHI | ... | ... | ... | ... | ... | ... | ... | ... | ... | ... | ... | ... |
| 35 | LAKSHADWEEP | 0.00 | 0.00 | 0.00 | 0.00 | 380000.00 | 0.00 | 380000.00 | 100.00 | 0.00 | 0.00 | 0.00 | 0.00 |
| 36 | PUDUCHERRY | 118.00 | 1304278.00 | 1304396.00 | 75.08 | 231.00 | 1404870.00 | 1405101.00 | 72.76 | 210.00 | 1551750.00 | 1551960.00 | 72.97 |
| TOTAL U.T. | | 612313.00 | 2364244.00 | 2976557.00 | 15.35 | 1046221.00 | 2499094.00 | 3545315.00 | 16.71 | 700551.00 | 2768042.00 | 3468593.00 | 13.26 |
| TOTAL (STATE & UTs) | | 20206977.00 | 307494995.00 | 327701972.00 | 28.11 | 32019037.00 | 362153519.00 | 394172556.00 | 29.44 | 33743997.00 | 414291411.00 | 448035408.00 | 26.90 |

..NICNET..

STATEMENT NO. (8): PLAN & NON-PLAN BUDGETED EXPENDITURE ON ELEMENTARY EDUCATION (Sub-head wise)

ACCOUNT: REVENUE ACCOUNT

PROGRAM: ASSISTANCE TO NON-GOVT. PRIMARY SCHOOLS

(RUPEES IN THOUSANDS)

| SL. NO. | STATE/UNION TERRITORY | 2012-13 (ACTUALS) | | | | 2013-14 (R.E.) | | | | 2014-15 (B.E.) | | | |
|---------------------|-----------------------|-------------------|--------------|--------------|----------------------------------|----------------|--------------|--------------|----------------------------------|----------------|--------------|--------------|----------------------------------|
| | | PLAN | NON-PLAN | TOTAL | % AGE TO TOTAL EXP. ON PMY. EDN. | PLAN | NON-PLAN | TOTAL | % AGE TO TOTAL EXP. ON PMY. EDN. | PLAN | NON-PLAN | TOTAL | % AGE TO TOTAL EXP. ON PMY. EDN. |
| 1 | ANDHRA PRADESH | 0.00 | 2758764.00 | 2758764.00 | 4.47 | 0.00 | 2502955.00 | 2502955.00 | 3.02 | 0.00 | 1795155.00 | 1795155.00 | 3.22 |
| 2 | ARUNACHAL PRADESH | 0.00 | 0.00 | 0.00 | 0.00 | 5000.00 | 0.00 | 5000.00 | 0.11 | 5000.00 | 0.00 | 5000.00 | 0.05 |
| 3 | ASSAM | 0.00 | 1548839.00 | 1548839.00 | 4.23 | 127088.00 | 2431229.00 | 2558317.00 | 4.92 | 94625.00 | 2152467.00 | 2247092.00 | 2.96 |
| 4 | BIHAR | 17774.00 | 329669.00 | 347443.00 | 0.42 | 90000.00 | 250000.00 | 340000.00 | 0.33 | 90000.00 | 250000.00 | 340000.00 | 0.22 |
| 5 | CHHATTISGARH | 323277.00 | 461210.00 | 784487.00 | 2.66 | 410000.00 | 500000.00 | 910000.00 | 2.07 | 410000.00 | 500000.00 | 910000.00 | 1.95 |
| 6 | GOA | 0.00 | 520993.00 | 520993.00 | 27.64 | 10.00 | 587500.00 | 587510.00 | 28.11 | 1.00 | 650000.00 | 650001.00 | 26.20 |
| 7 | GUJARAT | ... | ... | ... | ... | ... | ... | ... | ... | ... | ... | ... | ... |
| 8 | HARYANA | 0.00 | 168675.00 | 168675.00 | 0.38 | 0.00 | 245000.00 | 245000.00 | 0.48 | 0.00 | 268000.00 | 268000.00 | 0.46 |
| 9 | HIMACHAL PRADESH | 29690.00 | 0.00 | 29690.00 | 0.16 | 7100.00 | 0.00 | 7100.00 | 0.03 | 28700.00 | 0.00 | 28700.00 | 0.12 |
| 10 | JAMMU & KASHMIR | ... | ... | ... | ... | ... | ... | ... | ... | ... | ... | ... | ... |
| 11 | JHARKHAND | 0.00 | 2266063.00 | 2266063.00 | 9.84 | 300.00 | 1850000.00 | 1850300.00 | 7.51 | 14200.00 | 2300433.00 | 2314633.00 | 6.08 |
| 12 | KARNATAKA | ... | ... | ... | ... | ... | ... | ... | ... | ... | ... | ... | ... |
| 13 | KERALA | 0.00 | 23171994.00 | 23171994.00 | 59.04 | 250000.00 | 24639630.00 | 24889630.00 | 58.39 | 0.00 | 29404590.00 | 29404590.00 | 59.78 |
| 14 | MADHYA PRADESH | 0.00 | 497516.00 | 497516.00 | 0.99 | 0.00 | 846802.00 | 846802.00 | 1.45 | 0.00 | 913668.00 | 913668.00 | 1.14 |
| 15 | MAHARASHTRA | 14751.00 | 61183.00 | 75934.00 | 0.06 | 250000.00 | 62939.00 | 312939.00 | 0.21 | 699649.00 | 78362.00 | 778011.00 | 0.46 |
| 16 | MANIPUR | 133511.00 | 124336.00 | 257847.00 | 7.83 | 84725.00 | 156459.00 | 241184.00 | 6.65 | 35500.00 | 156459.00 | 191959.00 | 5.01 |
| 17 | MEGHALAYA | 410870.00 | 1578792.00 | 1989662.00 | 44.14 | 547592.00 | 1454400.00 | 2001992.00 | 45.66 | 554592.00 | 1548500.00 | 2103092.00 | 34.79 |
| 18 | MIZORAM | 133890.00 | 200.00 | 134090.00 | 4.31 | 163740.00 | 200.00 | 163940.00 | 4.26 | 84394.00 | 200.00 | 84594.00 | 1.64 |
| 19 | NAGALAND | 5000.00 | 8513.00 | 13513.00 | 0.34 | 0.00 | 10088.00 | 10088.00 | 0.23 | 0.00 | 8513.00 | 8513.00 | 0.16 |
| 20 | ORISSA | 55718.00 | 794419.00 | 850137.00 | 2.24 | 145895.00 | 614697.00 | 760592.00 | 1.97 | 155413.00 | 681136.00 | 836549.00 | 1.56 |
| 21 | PUNJAB | 0.00 | 36591.00 | 36591.00 | 0.24 | 0.00 | 80000.00 | 80000.00 | 0.36 | 0.00 | 80000.00 | 80000.00 | 0.33 |
| 22 | RAJASTHAN | 0.00 | 54350.00 | 54350.00 | 0.07 | 1.00 | 22819.00 | 22820.00 | 0.03 | 1.00 | 10.00 | 11.00 | 0.00 |
| 23 | SIKKIM | ... | ... | ... | ... | ... | ... | ... | ... | ... | ... | ... | ... |
| 24 | TAMIL NADU | 0.00 | 15696217.00 | 15696217.00 | 23.53 | 0.00 | 17244241.00 | 17244241.00 | 22.66 | 0.00 | 17244928.00 | 17244928.00 | 20.78 |
| 25 | TRIPURA | 0.00 | 55797.00 | 55797.00 | 1.44 | 200.00 | 59272.00 | 59472.00 | 1.28 | 0.00 | 65297.00 | 65297.00 | 1.27 |
| 26 | UTTARAKHAND | 256935.00 | 1228006.00 | 1484941.00 | 9.13 | 361480.00 | 1375400.00 | 1736880.00 | 9.12 | 362480.00 | 1470094.00 | 1832574.00 | 8.43 |
| 27 | UTTAR PRADESH | 742272.00 | 143047565.00 | 143789837.00 | 85.97 | 2214128.00 | 145766465.00 | 147980593.00 | 85.05 | 2043014.00 | 185615509.00 | 187658523.00 | 80.95 |
| 28 | WEST BENGAL | 0.00 | 37255002.00 | 37255002.00 | 60.05 | 2400.00 | 40199789.00 | 40202189.00 | 71.03 | 21000.00 | 44220867.00 | 44241867.00 | 55.61 |
| 29 | TELANGANA | 0.00 | 0.00 | 0.00 | 0.00 | 0.00 | 0.00 | 0.00 | 0.00 | 0.00 | 564287.00 | 564287.00 | 2.64 |
| TOTAL STATES | | 2123688.00 | 231664694.00 | 233788382.00 | 20.39 | 4659659.00 | 240899885.00 | 245559544.00 | 18.63 | 4598569.00 | 289968475.00 | 294567044.00 | 17.97 |
| 30 | A. & N. ISLANDS | ... | ... | ... | ... | ... | ... | ... | ... | ... | ... | ... | ... |
| 31 | CHANDIGARH | 0.00 | 40000.00 | 40000.00 | 2.83 | 0.00 | 35000.00 | 35000.00 | 2.40 | 0.00 | 36950.00 | 36950.00 | 2.21 |
| 32 | DADRA & NAGAR HAVELI | ... | ... | ... | ... | ... | ... | ... | ... | ... | ... | ... | ... |
| 33 | DAMAN & DIU | ... | ... | ... | ... | ... | ... | ... | ... | ... | ... | ... | ... |
| 34 | DELHI | ... | ... | ... | ... | ... | ... | ... | ... | ... | ... | ... | ... |
| 35 | LAKSHADWEEP | ... | ... | ... | ... | ... | ... | ... | ... | ... | ... | ... | ... |
| 36 | PUDUCHERRY | ... | ... | ... | ... | ... | ... | ... | ... | ... | ... | ... | ... |
| TOTAL U.T. | | 0.00 | 40000.00 | 40000.00 | 0.21 | 0.00 | 35000.00 | 35000.00 | 0.16 | 0.00 | 36950.00 | 36950.00 | 0.14 |
| TOTAL (STATE & UTs) | | 2123688.00 | 231704694.00 | 233828382.00 | 20.06 | 4659659.00 | 240934885.00 | 245594544.00 | 18.34 | 4598569.00 | 290005425.00 | 294603994.00 | 17.69 |

..NICNET..

STATEMENT NO. (8): PLAN & NON-PLAN BUDGETED EXPENDITURE ON ELEMENTARY EDUCATION (Sub-head wise)

ACCOUNT: REVENUE ACCOUNT

PROGRAM: ASSISTANCE TO LOCAL BODIES FOR PRIMARY EDUCATION

(RUPEES IN THOUSANDS)

| SL. NO. | STATE/UNION TERRITORY | 2012-13 (ACTUALS) | | | | 2013-14 (R.E.) | | | | 2014-15 (B.E.) | | | |
|---------------------|-----------------------|-------------------|--------------|--------------|----------------------------------|----------------|--------------|--------------|----------------------------------|----------------|--------------|--------------|----------------------------------|
| | | PLAN | NON-PLAN | TOTAL | % AGE TO TOTAL EXP. ON PMY. EDN. | PLAN | NON-PLAN | TOTAL | % AGE TO TOTAL EXP. ON PMY. EDN. | PLAN | NON-PLAN | TOTAL | % AGE TO TOTAL EXP. ON PMY. EDN. |
| 1 | ANDHRA PRADESH | 0.00 | 45079213.00 | 45079213.00 | 73.12 | 0.00 | 58681939.00 | 58681939.00 | 70.81 | 0.00 | 48909985.00 | 48909985.00 | 87.77 |
| 2 | ARUNACHAL PRADESH | ... | ... | ... | ... | ... | ... | ... | ... | ... | ... | ... | ... |
| 3 | ASSAM | ... | ... | ... | ... | ... | ... | ... | ... | ... | ... | ... | ... |
| 4 | BIHAR | 0.00 | 4680365.00 | 4680365.00 | 5.61 | 0.00 | 6037741.00 | 6037741.00 | 5.86 | 0.00 | 7115040.00 | 7115040.00 | 4.63 |
| 5 | CHHATTISGARH | 6288229.00 | 2879895.00 | 9168124.00 | 31.10 | 9883300.00 | 4180000.00 | 14063300.00 | 32.07 | 16558100.00 | 4304300.00 | 20862400.00 | 44.81 |
| 6 | GOA | ... | ... | ... | ... | ... | ... | ... | ... | ... | ... | ... | ... |
| 7 | GUJARAT | ... | ... | ... | ... | ... | ... | ... | ... | ... | ... | ... | ... |
| 8 | HARYANA | 0.00 | 0.00 | 0.00 | 0.00 | 0.00 | 1500.00 | 1500.00 | 0.00 | 0.00 | 1600.00 | 1600.00 | 0.00 |
| 9 | HIMACHAL PRADESH | ... | ... | ... | ... | ... | ... | ... | ... | ... | ... | ... | ... |
| 10 | JAMMU & KASHMIR | ... | ... | ... | ... | ... | ... | ... | ... | ... | ... | ... | ... |
| 11 | JHARKHAND | ... | ... | ... | ... | ... | ... | ... | ... | ... | ... | ... | ... |
| 12 | KARNATAKA | 16710139.00 | 54833056.00 | 71543195.00 | 95.65 | 20835524.00 | 59538782.00 | 80374306.00 | 94.89 | 23703277.00 | 67064318.00 | 90767595.00 | 85.84 |
| 13 | KERALA | ... | ... | ... | ... | ... | ... | ... | ... | ... | ... | ... | ... |
| 14 | MADHYA PRADESH | ... | ... | ... | ... | ... | ... | ... | ... | ... | ... | ... | ... |
| 15 | MAHARASHTRA | 868586.00 | 132987696.00 | 133856282.00 | 97.26 | 877312.00 | 144063484.00 | 144940796.00 | 96.11 | 2095188.00 | 162141707.00 | 164236895.00 | 96.35 |
| 16 | MANIPUR | ... | ... | ... | ... | ... | ... | ... | ... | ... | ... | ... | ... |
| 17 | MEGHALAYA | 0.00 | 993.00 | 993.00 | 0.02 | 0.00 | 1670.00 | 1670.00 | 0.04 | 0.00 | 1685.00 | 1685.00 | 0.03 |
| 18 | MIZORAM | ... | ... | ... | ... | ... | ... | ... | ... | ... | ... | ... | ... |
| 19 | NAGALAND | ... | ... | ... | ... | ... | ... | ... | ... | ... | ... | ... | ... |
| 20 | ORISSA | ... | ... | ... | ... | ... | ... | ... | ... | ... | ... | ... | ... |
| 21 | PUNJAB | ... | ... | ... | ... | ... | ... | ... | ... | ... | ... | ... | ... |
| 22 | RAJASTHAN | 0.00 | 481200.00 | 481200.00 | 0.64 | 0.00 | 555900.00 | 555900.00 | 0.62 | 0.00 | 570900.00 | 570900.00 | 0.52 |
| 23 | SIKKIM | ... | ... | ... | ... | ... | ... | ... | ... | ... | ... | ... | ... |
| 24 | TAMIL NADU | 0.00 | 62919.00 | 62919.00 | 0.09 | 0.00 | 65373.00 | 65373.00 | 0.09 | 0.00 | 65373.00 | 65373.00 | 0.08 |
| 25 | TRIPURA | ... | ... | ... | ... | ... | ... | ... | ... | ... | ... | ... | ... |
| 26 | UTTARAKHAND | ... | ... | ... | ... | ... | ... | ... | ... | ... | ... | ... | ... |
| 27 | UTTAR PRADESH | ... | ... | ... | ... | ... | ... | ... | ... | ... | ... | ... | ... |
| 28 | WEST BENGAL | ... | ... | ... | ... | ... | ... | ... | ... | ... | ... | ... | ... |
| 29 | TELANGANA | 0.00 | 0.00 | 0.00 | 0.00 | 0.00 | 0.00 | 0.00 | 0.00 | 0.00 | 17479588.00 | 17479588.00 | 81.88 |
| TOTAL STATES | | 23866954.00 | 241005337.00 | 264872291.00 | 23.11 | 31596136.00 | 273126389.00 | 304722525.00 | 23.12 | 42356565.00 | 307654496.00 | 350011061.00 | 21.35 |
| 30 | A. & N. ISLANDS | ... | ... | ... | ... | ... | ... | ... | ... | ... | ... | ... | ... |
| 31 | CHANDIGARH | ... | ... | ... | ... | ... | ... | ... | ... | ... | ... | ... | ... |
| 32 | DADRA & NAGAR HAVELI | 70000.00 | 300.00 | 70300.00 | 11.04 | 70000.00 | 300.00 | 70300.00 | 10.95 | 60000.00 | 300.00 | 60300.00 | 7.86 |
| 33 | DAMAN & DIU | ... | ... | ... | ... | ... | ... | ... | ... | ... | ... | ... | ... |
| 34 | DELHI | 3210000.00 | 9661754.00 | 12871754.00 | 95.60 | 3350000.00 | 10411616.00 | 13761616.00 | 95.07 | 3520000.00 | 14521351.00 | 18041351.00 | 95.02 |
| 35 | LAKSHADWEEP | ... | ... | ... | ... | ... | ... | ... | ... | ... | ... | ... | ... |
| 36 | PUDUCHERRY | ... | ... | ... | ... | ... | ... | ... | ... | ... | ... | ... | ... |
| TOTAL U.T. | | 3280000.00 | 9662054.00 | 12942054.00 | 66.76 | 3420000.00 | 10411916.00 | 13831916.00 | 65.18 | 3580000.00 | 14521651.00 | 18101651.00 | 69.20 |
| TOTAL (STATE & UTs) | | 27146954.00 | 250667391.00 | 277814345.00 | 23.83 | 35016136.00 | 283538305.00 | 318554441.00 | 23.79 | 45936565.00 | 322176147.00 | 368112712.00 | 22.10 |

..NICNET..

STATEMENT NO. (8): PLAN & NON-PLAN BUDGETED EXPENDITURE ON ELEMENTARY EDUCATION (Sub-head wise)

ACCOUNT: REVENUE ACCOUNT
PROGRAM: TEACHER'S TRAINING

(RUPEES IN THOUSANDS)

| SL. NO. | STATE/UNION TERRITORY | 2012-13 (ACTUALS) | | | | 2013-14 (R.E.) | | | | 2014-15 (B.E.) | | | |
|---------------------|-----------------------|-------------------|------------|------------|----------------------------------|----------------|------------|------------|----------------------------------|----------------|------------|------------|----------------------------------|
| | | PLAN | NON-PLAN | TOTAL | % AGE TO TOTAL EXP. ON PMY. EDN. | PLAN | NON-PLAN | TOTAL | % AGE TO TOTAL EXP. ON PMY. EDN. | PLAN | NON-PLAN | TOTAL | % AGE TO TOTAL EXP. ON PMY. EDN. |
| 1 | ANDHRA PRADESH | 196095.00 | 0.00 | 196095.00 | 0.32 | 444946.00 | 0.00 | 444946.00 | 0.54 | 0.00 | 0.00 | 0.00 | 0.00 |
| 2 | ARUNACHAL PRADESH | 0.00 | 0.00 | 0.00 | 0.00 | 305.00 | 0.00 | 305.00 | 0.01 | 305.00 | 0.00 | 305.00 | 0.00 |
| 3 | ASSAM | 0.00 | 1915.00 | 1915.00 | 0.01 | 91338.00 | 1444468.00 | 1535806.00 | 2.96 | 104730.00 | 1657477.00 | 1762207.00 | 2.32 |
| 4 | BIHAR | 0.00 | 267299.00 | 267299.00 | 0.32 | 0.00 | 660345.00 | 660345.00 | 0.64 | 0.00 | 403225.00 | 403225.00 | 0.26 |
| 5 | CHHATTISGARH | 1776.00 | 10098.00 | 11874.00 | 0.04 | 300800.00 | 12370.00 | 313170.00 | 0.71 | 102747.00 | 15980.00 | 118727.00 | 0.26 |
| 6 | GOA | 0.00 | 7157.00 | 7157.00 | 0.38 | 0.00 | 9077.00 | 9077.00 | 0.43 | 0.00 | 9082.00 | 9082.00 | 0.37 |
| 7 | GUJARAT | 0.00 | 259297.00 | 259297.00 | 0.35 | 0.00 | 259782.00 | 259782.00 | 0.31 | 0.00 | 271965.00 | 271965.00 | 0.27 |
| 8 | HARYANA | ... | ... | ... | ... | ... | ... | ... | ... | ... | ... | ... | ... |
| 9 | HIMACHAL PRADESH | 39623.00 | 0.00 | 39623.00 | 0.21 | 37750.00 | 0.00 | 37750.00 | 0.17 | 41200.00 | 0.00 | 41200.00 | 0.17 |
| 10 | JAMMU & KASHMIR | ... | ... | ... | ... | ... | ... | ... | ... | ... | ... | ... | ... |
| 11 | JHARKHAND | 2497.00 | 71721.00 | 74218.00 | 0.32 | 2500.00 | 133598.00 | 136098.00 | 0.55 | 304631.00 | 120962.00 | 425593.00 | 1.12 |
| 12 | KARNATAKA | 49994.00 | 233996.00 | 283990.00 | 0.38 | 40000.00 | 285200.00 | 325200.00 | 0.38 | 31000.00 | 275427.00 | 306427.00 | 0.29 |
| 13 | KERALA | 199157.00 | 0.00 | 199157.00 | 0.51 | 222200.00 | 0.00 | 222200.00 | 0.52 | 280000.00 | 0.00 | 280000.00 | 0.57 |
| 14 | MADHYA PRADESH | 0.00 | 5981.00 | 5981.00 | 0.01 | 0.00 | 8762.00 | 8762.00 | 0.01 | 0.00 | 9279.00 | 9279.00 | 0.01 |
| 15 | MAHARASHTRA | 0.00 | 584502.00 | 584502.00 | 0.42 | 0.00 | 642853.00 | 642853.00 | 0.43 | 0.00 | 730876.00 | 730876.00 | 0.43 |
| 16 | MANIPUR | 1181.00 | 0.00 | 1181.00 | 0.04 | 810.00 | 0.00 | 810.00 | 0.02 | 810.00 | 0.00 | 810.00 | 0.02 |
| 17 | MEGHALAYA | ... | ... | ... | ... | ... | ... | ... | ... | ... | ... | ... | ... |
| 18 | MIZORAM | ... | ... | ... | ... | ... | ... | ... | ... | ... | ... | ... | ... |
| 19 | NAGALAND | 38435.00 | 0.00 | 38435.00 | 0.98 | 9300.00 | 0.00 | 9300.00 | 0.21 | 9300.00 | 0.00 | 9300.00 | 0.18 |
| 20 | ORISSA | ... | ... | ... | ... | ... | ... | ... | ... | ... | ... | ... | ... |
| 21 | PUNJAB | ... | ... | ... | ... | ... | ... | ... | ... | ... | ... | ... | ... |
| 22 | RAJASTHAN | ... | ... | ... | ... | ... | ... | ... | ... | ... | ... | ... | ... |
| 23 | SIKKIM | 5983.00 | 6194.00 | 12177.00 | 2.16 | 18219.00 | 8956.00 | 27175.00 | 20.46 | 22841.00 | 7204.00 | 30045.00 | 14.06 |
| 24 | TAMIL NADU | ... | ... | ... | ... | ... | ... | ... | ... | ... | ... | ... | ... |
| 25 | TRIPURA | 506.00 | 3422.00 | 3928.00 | 0.10 | 1188.00 | 4363.00 | 5551.00 | 0.12 | 2825.00 | 4658.00 | 7483.00 | 0.15 |
| 26 | UTTARAKHAND | ... | ... | ... | ... | ... | ... | ... | ... | ... | ... | ... | ... |
| 27 | UTTAR PRADESH | 0.00 | 300.00 | 300.00 | 0.00 | 0.00 | 300.00 | 300.00 | 0.00 | 0.00 | 300.00 | 300.00 | 0.00 |
| 28 | WEST BENGAL | 46640.00 | 114957.00 | 161597.00 | 0.26 | 130000.00 | 147225.00 | 277225.00 | 0.49 | 140000.00 | 174192.00 | 314192.00 | 0.39 |
| 29 | TELANGANA | ... | ... | ... | ... | ... | ... | ... | ... | ... | ... | ... | ... |
| TOTAL STATES | | 581887.00 | 1566839.00 | 2148726.00 | 0.19 | 1299356.00 | 3617299.00 | 4916655.00 | 0.37 | 1040389.00 | 3680627.00 | 4721016.00 | 0.29 |
| 30 | A. & N. ISLANDS | 30555.00 | 15152.00 | 45707.00 | 2.38 | 37506.00 | 15900.00 | 53406.00 | 2.56 | 41612.00 | 17190.00 | 58802.00 | 2.59 |
| 31 | CHANDIGARH | 1600.00 | 24186.00 | 25786.00 | 1.82 | 1700.00 | 26116.00 | 27816.00 | 1.91 | 1800.00 | 26994.00 | 28794.00 | 1.72 |
| 32 | DADRA & NAGAR HAVELI | ... | ... | ... | ... | ... | ... | ... | ... | ... | ... | ... | ... |
| 33 | DAMAN & DIU | ... | ... | ... | ... | ... | ... | ... | ... | ... | ... | ... | ... |
| 34 | DELHI | 244186.00 | 0.00 | 244186.00 | 1.81 | 291000.00 | 0.00 | 291000.00 | 2.01 | 361500.00 | 0.00 | 361500.00 | 1.90 |
| 35 | LAKSHADWEEP | ... | ... | ... | ... | ... | ... | ... | ... | ... | ... | ... | ... |
| 36 | PUDUCHERRY | ... | ... | ... | ... | ... | ... | ... | ... | ... | ... | ... | ... |
| TOTAL U.T. | | 276341.00 | 39338.00 | 315679.00 | 1.63 | 330206.00 | 42016.00 | 372222.00 | 1.75 | 404912.00 | 44184.00 | 449096.00 | 1.72 |
| TOTAL (STATE & UTs) | | 858228.00 | 1606177.00 | 2464405.00 | 0.21 | 1629562.00 | 3659315.00 | 5288877.00 | 0.39 | 1445301.00 | 3724811.00 | 5170112.00 | 0.31 |

.. NICNET ..

STATEMENT NO. (8): PLAN & NON-PLAN BUDGETED EXPENDITURE ON ELEMENTARY EDUCATION (Sub-head wise)

ACCOUNT: REVENUE ACCOUNT
PROGRAM: NON FORMAL EDUCATION

(RUPEES IN THOUSANDS)

| SL. NO. | STATE/UNION TERRITORY | 2012-13 (ACTUALS) | | | | 2013-14 (R.E.) | | | | 2014-15 (B.E.) | | | |
|---------------------|-----------------------|-------------------|----------|----------|----------------------------------|----------------|----------|----------|----------------------------------|----------------|----------|-----------|----------------------------------|
| | | PLAN | NON-PLAN | TOTAL | % AGE TO TOTAL EXP. ON PMY. EDN. | PLAN | NON-PLAN | TOTAL | % AGE TO TOTAL EXP. ON PMY. EDN. | PLAN | NON-PLAN | TOTAL | % AGE TO TOTAL EXP. ON PMY. EDN. |
| 1 | ANDHRA PRADESH | ... | ... | ... | ... | ... | ... | ... | ... | ... | ... | ... | ... |
| 2 | ARUNACHAL PRADESH | ... | ... | ... | ... | ... | ... | ... | ... | ... | ... | ... | ... |
| 3 | ASSAM | ... | ... | ... | ... | ... | ... | ... | ... | ... | ... | ... | ... |
| 4 | BIHAR | ... | ... | ... | ... | ... | ... | ... | ... | ... | ... | ... | ... |
| 5 | CHHATTISGARH | 8035.00 | 0.00 | 8035.00 | 0.03 | 8000.00 | 0.00 | 8000.00 | 0.02 | 8000.00 | 0.00 | 8000.00 | 0.02 |
| 6 | GOA | ... | ... | ... | ... | ... | ... | ... | ... | ... | ... | ... | ... |
| 7 | GUJARAT | ... | ... | ... | ... | ... | ... | ... | ... | ... | ... | ... | ... |
| 8 | HARYANA | ... | ... | ... | ... | ... | ... | ... | ... | ... | ... | ... | ... |
| 9 | HIMACHAL PRADESH | ... | ... | ... | ... | ... | ... | ... | ... | ... | ... | ... | ... |
| 10 | JAMMU & KASHMIR | ... | ... | ... | ... | ... | ... | ... | ... | ... | ... | ... | ... |
| 11 | JHARKHAND | 0.00 | 0.00 | 0.00 | 0.00 | 0.00 | 0.00 | 0.00 | 0.00 | 87800.00 | 0.00 | 87800.00 | 0.23 |
| 12 | KARNATAKA | ... | ... | ... | ... | ... | ... | ... | ... | ... | ... | ... | ... |
| 13 | KERALA | ... | ... | ... | ... | ... | ... | ... | ... | ... | ... | ... | ... |
| 14 | MADHYA PRADESH | ... | ... | ... | ... | ... | ... | ... | ... | ... | ... | ... | ... |
| 15 | MAHARASHTRA | ... | ... | ... | ... | ... | ... | ... | ... | ... | ... | ... | ... |
| 16 | MANIPUR | ... | ... | ... | ... | ... | ... | ... | ... | ... | ... | ... | ... |
| 17 | MEGHALAYA | ... | ... | ... | ... | ... | ... | ... | ... | ... | ... | ... | ... |
| 18 | MIZORAM | ... | ... | ... | ... | ... | ... | ... | ... | ... | ... | ... | ... |
| 19 | NAGALAND | ... | ... | ... | ... | ... | ... | ... | ... | ... | ... | ... | ... |
| 20 | ORISSA | ... | ... | ... | ... | ... | ... | ... | ... | ... | ... | ... | ... |
| 21 | PUNJAB | ... | ... | ... | ... | ... | ... | ... | ... | ... | ... | ... | ... |
| 22 | RAJASTHAN | 0.00 | 20676.00 | 20676.00 | 0.03 | 0.00 | 24379.00 | 24379.00 | 0.03 | 0.00 | 25546.00 | 25546.00 | 0.02 |
| 23 | SIKKIM | ... | ... | ... | ... | ... | ... | ... | ... | ... | ... | ... | ... |
| 24 | TAMIL NADU | ... | ... | ... | ... | ... | ... | ... | ... | ... | ... | ... | ... |
| 25 | TRIPURA | ... | ... | ... | ... | ... | ... | ... | ... | ... | ... | ... | ... |
| 26 | UTTARAKHAND | ... | ... | ... | ... | ... | ... | ... | ... | ... | ... | ... | ... |
| 27 | UTTAR PRADESH | 15208.00 | 0.00 | 15208.00 | 0.01 | 21656.00 | 0.00 | 21656.00 | 0.01 | 106800.00 | 0.00 | 106800.00 | 0.05 |
| 28 | WEST BENGAL | 0.00 | 165.00 | 165.00 | 0.00 | 0.00 | 702.00 | 702.00 | 0.00 | 0.00 | 702.00 | 702.00 | 0.00 |
| 29 | TELANGANA | ... | ... | ... | ... | ... | ... | ... | ... | ... | ... | ... | ... |
| TOTAL STATES | | 23243.00 | 20841.00 | 44084.00 | 0.00 | 29656.00 | 25081.00 | 54737.00 | 0.00 | 202600.00 | 26248.00 | 228848.00 | 0.01 |
| 30 | A. & N. ISLANDS | ... | ... | ... | ... | ... | ... | ... | ... | ... | ... | ... | ... |
| 31 | CHANDIGARH | ... | ... | ... | ... | ... | ... | ... | ... | ... | ... | ... | ... |
| 32 | DADRA & NAGAR HAVELI | ... | ... | ... | ... | ... | ... | ... | ... | ... | ... | ... | ... |
| 33 | DAMAN & DIU | ... | ... | ... | ... | ... | ... | ... | ... | ... | ... | ... | ... |
| 34 | DELHI | ... | ... | ... | ... | ... | ... | ... | ... | ... | ... | ... | ... |
| 35 | LAKSHADWEEP | ... | ... | ... | ... | ... | ... | ... | ... | ... | ... | ... | ... |
| 36 | PUDUCHERRY | ... | ... | ... | ... | ... | ... | ... | ... | ... | ... | ... | ... |
| TOTAL U.T. | | 0.00 | 0.00 | 0.00 | 0.00 | 0.00 | 0.00 | 0.00 | 0.00 | 0.00 | 0.00 | 0.00 | 0.00 |
| TOTAL (STATE & UTs) | | 23243.00 | 20841.00 | 44084.00 | 0.00 | 29656.00 | 25081.00 | 54737.00 | 0.00 | 202600.00 | 26248.00 | 228848.00 | 0.01 |

.. NICNET ..

STATEMENT NO. (8): PLAN & NON-PLAN BUDGETED EXPENDITURE ON ELEMENTARY EDUCATION (Sub-head wise)

ACCOUNT: REVENUE ACCOUNT
PROGRAM: SCHOLARSHIPS

(RUPEES IN THOUSANDS)

| SL. NO. | STATE/UNION TERRITORY | 2012-13 (ACTUALS) | | | | 2013-14 (R.E.) | | | | 2014-15 (B.E.) | | | |
|---------------------|-----------------------|-------------------|-----------|------------|----------------------------------|----------------|-----------|-------------|----------------------------------|----------------|------------|-------------|----------------------------------|
| | | PLAN | NON-PLAN | TOTAL | % AGE TO TOTAL EXP. ON PMY. EDN. | PLAN | NON-PLAN | TOTAL | % AGE TO TOTAL EXP. ON PMY. EDN. | PLAN | NON-PLAN | TOTAL | % AGE TO TOTAL EXP. ON PMY. EDN. |
| 1 | ANDHRA PRADESH | ... | ... | ... | ... | ... | ... | ... | ... | ... | ... | ... | ... |
| 2 | ARUNACHAL PRADESH | 0.00 | 0.00 | 0.00 | 0.00 | 415672.00 | 0.00 | 415672.00 | 9.53 | 3253775.00 | 0.00 | 3253775.00 | 32.48 |
| 3 | ASSAM | 0.00 | 2546.00 | 2546.00 | 0.01 | 500000.00 | 8292.00 | 508292.00 | 0.98 | 500000.00 | 8292.00 | 508292.00 | 0.67 |
| 4 | BIHAR | 3711248.00 | 278778.00 | 3990026.00 | 4.78 | 6288280.00 | 0.00 | 6288280.00 | 6.10 | 3967300.00 | 1740000.00 | 4141300.00 | 2.69 |
| 5 | CHHATTISGARH | 324826.00 | 57.00 | 324883.00 | 1.10 | 889900.00 | 0.00 | 889900.00 | 2.03 | 1094090.00 | 0.00 | 1094090.00 | 2.35 |
| 6 | GOA | 288.00 | 0.00 | 288.00 | 0.02 | 601.00 | 0.00 | 601.00 | 0.03 | 2501.00 | 0.00 | 2501.00 | 0.10 |
| 7 | GUJARAT | ... | ... | ... | ... | ... | ... | ... | ... | ... | ... | ... | ... |
| 8 | HARYANA | 902198.00 | 0.00 | 902198.00 | 2.05 | 1091000.00 | 0.00 | 1091000.00 | 2.12 | 1011500.00 | 0.00 | 1011500.00 | 1.73 |
| 9 | HIMACHAL PRADESH | ... | ... | ... | ... | ... | ... | ... | ... | ... | ... | ... | ... |
| 10 | JAMMU & KASHMIR | ... | ... | ... | ... | ... | ... | ... | ... | ... | ... | ... | ... |
| 11 | JHARKHAND | 9308.00 | 0.00 | 9308.00 | 0.04 | 15500.00 | 0.00 | 15500.00 | 0.06 | 15500.00 | 0.00 | 15500.00 | 0.04 |
| 12 | KARNATAKA | 787244.00 | 0.00 | 787244.00 | 1.05 | 827600.00 | 0.00 | 827600.00 | 0.98 | 820000.00 | 0.00 | 820000.00 | 0.78 |
| 13 | KERALA | ... | ... | ... | ... | ... | ... | ... | ... | ... | ... | ... | ... |
| 14 | MADHYA PRADESH | ... | ... | ... | ... | ... | ... | ... | ... | ... | ... | ... | ... |
| 15 | MAHARASHTRA | ... | ... | ... | ... | ... | ... | ... | ... | ... | ... | ... | ... |
| 16 | MANIPUR | 250.00 | 0.00 | 250.00 | 0.01 | 500.00 | 0.00 | 500.00 | 0.01 | 570.00 | 0.00 | 570.00 | 0.01 |
| 17 | MEGHALAYA | 397.00 | 0.00 | 397.00 | 0.01 | 500.00 | 255.00 | 755.00 | 0.02 | 500.00 | 260.00 | 760.00 | 0.01 |
| 18 | MIZORAM | ... | ... | ... | ... | ... | ... | ... | ... | ... | ... | ... | ... |
| 19 | NAGALAND | ... | ... | ... | ... | ... | ... | ... | ... | ... | ... | ... | ... |
| 20 | ORISSA | 0.00 | 8536.00 | 8536.00 | 0.02 | 0.00 | 9000.00 | 9000.00 | 0.02 | 0.00 | 9000.00 | 9000.00 | 0.02 |
| 21 | PUNJAB | ... | ... | ... | ... | ... | ... | ... | ... | ... | ... | ... | ... |
| 22 | RAJASTHAN | 0.00 | 346729.00 | 346729.00 | 0.46 | 0.00 | 441999.00 | 441999.00 | 0.49 | 0.00 | 441999.00 | 441999.00 | 0.40 |
| 23 | SIKKIM | ... | ... | ... | ... | ... | ... | ... | ... | ... | ... | ... | ... |
| 24 | TAMIL NADU | ... | ... | ... | ... | ... | ... | ... | ... | ... | ... | ... | ... |
| 25 | TRIPURA | ... | ... | ... | ... | ... | ... | ... | ... | ... | ... | ... | ... |
| 26 | UTTARAKHAND | 0.00 | 752.00 | 752.00 | 0.00 | 0.00 | 1000.00 | 1000.00 | 0.01 | 0.00 | 400.00 | 400.00 | 0.00 |
| 27 | UTTAR PRADESH | 0.00 | 227.00 | 227.00 | 0.00 | 0.00 | 0.00 | 0.00 | 0.00 | 0.00 | 0.00 | 0.00 | 0.00 |
| 28 | WEST BENGAL | 69948.00 | 2569.00 | 72517.00 | 0.12 | 81719.00 | 5281.00 | 87000.00 | 0.15 | 100000.00 | 5809.00 | 105809.00 | 0.13 |
| 29 | TELANGANA | ... | ... | ... | ... | ... | ... | ... | ... | ... | ... | ... | ... |
| TOTAL STATES | | 5805707.00 | 640194.00 | 6445901.00 | 0.56 | 10111272.00 | 465827.00 | 10577099.00 | 0.80 | 10765736.00 | 639760.00 | 11405496.00 | 0.70 |
| 30 | A. & N. ISLANDS | ... | ... | ... | ... | ... | ... | ... | ... | ... | ... | ... | ... |
| 31 | CHANDIGARH | ... | ... | ... | ... | ... | ... | ... | ... | ... | ... | ... | ... |
| 32 | DADRA & NAGAR HAVELI | ... | ... | ... | ... | ... | ... | ... | ... | ... | ... | ... | ... |
| 33 | DAMAN & DIU | ... | ... | ... | ... | ... | ... | ... | ... | ... | ... | ... | ... |
| 34 | DELHI | ... | ... | ... | ... | ... | ... | ... | ... | ... | ... | ... | ... |
| 35 | LAKSHADWEEP | ... | ... | ... | ... | ... | ... | ... | ... | ... | ... | ... | ... |
| 36 | PUDUCHERRY | 0.00 | 97.00 | 97.00 | 0.01 | 0.00 | 120.00 | 120.00 | 0.01 | 0.00 | 180.00 | 180.00 | 0.01 |
| TOTAL U.T. | | 0.00 | 97.00 | 97.00 | 0.00 | 0.00 | 120.00 | 120.00 | 0.00 | 0.00 | 180.00 | 180.00 | 0.00 |
| TOTAL (STATE & UTs) | | 5805707.00 | 640291.00 | 6445998.00 | 0.55 | 10111272.00 | 465947.00 | 10577219.00 | 0.79 | 10765736.00 | 639940.00 | 11405676.00 | 0.68 |

.. NICNET ..

STATEMENT NO. (8): PLAN & NON-PLAN BUDGETED EXPENDITURE ON ELEMENTARY EDUCATION (Sub-head wise)

ACCOUNT: REVENUE ACCOUNT
PROGRAM: TEXTS BOOKS

(RUPEES IN THOUSANDS)

| SL. NO. | STATE/UNION TERRITORY | 2012-13 (ACTUALS) | | | | 2013-14 (R.E.) | | | | 2014-15 (B.E.) | | | |
|---------------------|-----------------------|-------------------|-----------|------------|----------------------------------|----------------|-----------|------------|----------------------------------|----------------|-----------|------------|----------------------------------|
| | | PLAN | NON-PLAN | TOTAL | % AGE TO TOTAL EXP. ON PMY. EDN. | PLAN | NON-PLAN | TOTAL | % AGE TO TOTAL EXP. ON PMY. EDN. | PLAN | NON-PLAN | TOTAL | % AGE TO TOTAL EXP. ON PMY. EDN. |
| 1 | ANDHRA PRADESH | 94975.00 | 0.00 | 94975.00 | 0.15 | 96220.00 | 0.00 | 96220.00 | 0.12 | 55937.00 | 0.00 | 55937.00 | 0.10 |
| 2 | ARUNACHAL PRADESH | 0.00 | 0.00 | 0.00 | 0.00 | 75000.00 | 0.00 | 75000.00 | 1.72 | 175000.00 | 0.00 | 175000.00 | 1.75 |
| 3 | ASSAM | 150000.00 | 100000.00 | 250000.00 | 0.68 | 370000.00 | 100265.00 | 470265.00 | 0.91 | 150000.00 | 100270.00 | 250270.00 | 0.33 |
| 4 | BIHAR | ... | ... | ... | ... | ... | ... | ... | ... | ... | ... | ... | ... |
| 5 | CHHATTISGARH | 299800.00 | 0.00 | 299800.00 | 1.02 | 195000.00 | 0.00 | 195000.00 | 0.44 | 365000.00 | 0.00 | 365000.00 | 0.78 |
| 6 | GOA | 4114.00 | 0.00 | 4114.00 | 0.22 | 5000.00 | 0.00 | 5000.00 | 0.24 | 6000.00 | 0.00 | 6000.00 | 0.24 |
| 7 | GUJARAT | 368000.00 | 0.00 | 368000.00 | 0.50 | 724000.00 | 0.00 | 724000.00 | 0.85 | 724000.00 | 0.00 | 724000.00 | 0.71 |
| 8 | HARYANA | 486.00 | 129147.00 | 129633.00 | 0.30 | 500.00 | 137360.00 | 137860.00 | 0.27 | 1000.00 | 158700.00 | 159700.00 | 0.27 |
| 9 | HIMACHAL PRADESH | ... | ... | ... | ... | ... | ... | ... | ... | ... | ... | ... | ... |
| 10 | JAMMU & KASHMIR | ... | ... | ... | ... | ... | ... | ... | ... | ... | ... | ... | ... |
| 11 | JHARKHAND | 84000.00 | 0.00 | 84000.00 | 0.36 | 100000.00 | 0.00 | 100000.00 | 0.41 | 110000.00 | 0.00 | 110000.00 | 0.29 |
| 12 | KARNATAKA | ... | ... | ... | ... | ... | ... | ... | ... | ... | ... | ... | ... |
| 13 | KERALA | ... | ... | ... | ... | ... | ... | ... | ... | ... | ... | ... | ... |
| 14 | MADHYA PRADESH | 557788.00 | 0.00 | 557788.00 | 1.11 | 566401.00 | 0.00 | 566401.00 | 0.97 | 661713.00 | 0.00 | 661713.00 | 0.82 |
| 15 | MAHARASHTRA | ... | ... | ... | ... | ... | ... | ... | ... | ... | ... | ... | ... |
| 16 | MANIPUR | 100.00 | 0.00 | 100.00 | 0.00 | 120.00 | 0.00 | 120.00 | 0.00 | 120.00 | 0.00 | 120.00 | 0.00 |
| 17 | MEGHALAYA | ... | ... | ... | ... | ... | ... | ... | ... | ... | ... | ... | ... |
| 18 | MIZORAM | ... | ... | ... | ... | ... | ... | ... | ... | ... | ... | ... | ... |
| 19 | NAGALAND | ... | ... | ... | ... | ... | ... | ... | ... | ... | ... | ... | ... |
| 20 | ORISSA | 0.00 | 245256.00 | 245256.00 | 0.65 | 0.00 | 246849.00 | 246849.00 | 0.64 | 0.00 | 265736.00 | 265736.00 | 0.50 |
| 21 | PUNJAB | ... | ... | ... | ... | ... | ... | ... | ... | ... | ... | ... | ... |
| 22 | RAJASTHAN | ... | ... | ... | ... | ... | ... | ... | ... | ... | ... | ... | ... |
| 23 | SIKKIM | 10000.00 | 0.00 | 10000.00 | 1.77 | 10000.00 | 0.00 | 10000.00 | 7.53 | 10000.00 | 0.00 | 10000.00 | 4.68 |
| 24 | TAMIL NADU | 1599464.00 | 0.00 | 1599464.00 | 2.40 | 275294.00 | 0.00 | 275294.00 | 0.36 | 3273499.00 | 0.00 | 3273499.00 | 3.94 |
| 25 | TRIPURA | 0.00 | 0.00 | 0.00 | 0.00 | 0.00 | 0.00 | 0.00 | 0.00 | 100.00 | 0.00 | 100.00 | 0.00 |
| 26 | UTTARAKHAND | ... | ... | ... | ... | ... | ... | ... | ... | ... | ... | ... | ... |
| 27 | UTTAR PRADESH | ... | ... | ... | ... | ... | ... | ... | ... | ... | ... | ... | ... |
| 28 | WEST BENGAL | 817758.00 | 81788.00 | 899546.00 | 1.45 | 1069500.00 | 94968.00 | 1164468.00 | 2.06 | 1430000.00 | 104465.00 | 1534465.00 | 1.93 |
| 29 | TELANGANA | ... | ... | ... | ... | ... | ... | ... | ... | ... | ... | ... | ... |
| TOTAL STATES | | 3986485.00 | 556191.00 | 4542676.00 | 0.40 | 3487035.00 | 579442.00 | 4066477.00 | 0.31 | 6962369.00 | 629171.00 | 7591540.00 | 0.46 |
| 30 | A. & N. ISLANDS | ... | ... | ... | ... | ... | ... | ... | ... | ... | ... | ... | ... |
| 31 | CHANDIGARH | ... | ... | ... | ... | ... | ... | ... | ... | ... | ... | ... | ... |
| 32 | DADRA & NAGAR HAVELI | ... | ... | ... | ... | ... | ... | ... | ... | ... | ... | ... | ... |
| 33 | DAMAN & DIU | ... | ... | ... | ... | ... | ... | ... | ... | ... | ... | ... | ... |
| 34 | DELHI | ... | ... | ... | ... | ... | ... | ... | ... | ... | ... | ... | ... |
| 35 | LAKSHADWEEP | ... | ... | ... | ... | ... | ... | ... | ... | ... | ... | ... | ... |
| 36 | PUDUCHERRY | 56108.00 | 0.00 | 56108.00 | 3.23 | 87405.00 | 0.00 | 87405.00 | 4.53 | 75327.00 | 0.00 | 75327.00 | 3.54 |
| TOTAL U.T. | | 56108.00 | 0.00 | 56108.00 | 0.29 | 87405.00 | 0.00 | 87405.00 | 0.41 | 75327.00 | 0.00 | 75327.00 | 0.29 |
| TOTAL (STATE & UTs) | | 4042593.00 | 556191.00 | 4598784.00 | 0.39 | 3574440.00 | 579442.00 | 4153882.00 | 0.31 | 7037696.00 | 629171.00 | 7666867.00 | 0.46 |

.. NICNET ..

STATEMENT NO. (8): PLAN & NON-PLAN BUDGETED EXPENDITURE ON ELEMENTARY EDUCATION (Sub-head wise)

ACCOUNT: REVENUE ACCOUNT
PROGRAM: OTHER EXPENDITURE

(RUPEES IN THOUSANDS)

| SL. NO. | STATE/UNION TERRITORY | 2012-13 (ACTUALS) | | | | 2013-14 (R.E.) | | | | 2014-15 (B.E.) | | | |
|---------------------|-----------------------|-------------------|--------------|--------------|----------------------------------|----------------|--------------|--------------|----------------------------------|----------------|--------------|--------------|----------------------------------|
| | | PLAN | NON-PLAN | TOTAL | % AGE TO TOTAL EXP. ON PMY. EDN. | PLAN | NON-PLAN | TOTAL | % AGE TO TOTAL EXP. ON PMY. EDN. | PLAN | NON-PLAN | TOTAL | % AGE TO TOTAL EXP. ON PMY. EDN. |
| 1 | ANDHRA PRADESH | 1144781.00 | 80087.00 | 1224868.00 | 1.99 | 1403438.00 | 115943.00 | 1519381.00 | 1.83 | 0.00 | 91395.00 | 91395.00 | 0.16 |
| 2 | ARUNACHAL PRADESH | 0.00 | 0.00 | 0.00 | 0.00 | 6000.00 | 0.00 | 6000.00 | 0.14 | 6000.00 | 0.00 | 6000.00 | 0.06 |
| 3 | ASSAM | 2234911.00 | 20288.00 | 2255199.00 | 6.16 | 2388000.00 | 6077.00 | 2394077.00 | 4.61 | 20848098.00 | 6160.00 | 20854258.00 | 27.51 |
| 4 | BIHAR | 1713771.00 | 10000.00 | 1723771.00 | 2.07 | 461501.00 | 10001.00 | 471502.00 | 0.46 | 461501.00 | 10000.00 | 471501.00 | 0.31 |
| 5 | CHHATTISGARH | 139588.00 | 897216.00 | 1036804.00 | 3.52 | 163300.00 | 1250000.00 | 1413300.00 | 3.22 | 734300.00 | 1250000.00 | 1984300.00 | 4.26 |
| 6 | GOA | 59017.00 | 46173.00 | 105190.00 | 5.58 | 77918.00 | 40901.00 | 118819.00 | 5.69 | 242504.00 | 45001.00 | 287505.00 | 11.59 |
| 7 | GUJARAT | 5469112.00 | 67917775.00 | 73386887.00 | 98.77 | 6839209.00 | 76734917.00 | 83574126.00 | 98.52 | 15007293.00 | 85127416.00 | 100134709.00 | 98.59 |
| 8 | HARYANA | 3346234.00 | 113223.00 | 3459457.00 | 7.88 | 6009000.00 | 140000.00 | 6149000.00 | 11.92 | 4765000.00 | 200000.00 | 4965000.00 | 8.50 |
| 9 | HIMACHAL PRADESH | 377724.00 | 93088.00 | 470812.00 | 2.53 | 1300355.00 | 74758.00 | 1375113.00 | 6.09 | 387050.00 | 46999.00 | 434049.00 | 1.79 |
| 10 | JAMMU & KASHMIR | 0.00 | 0.00 | 0.00 | 0.00 | 20777.00 | 0.00 | 20777.00 | 0.17 | 0.00 | 0.00 | 0.00 | 0.00 |
| 11 | JHARKHAND | 67688.00 | 0.00 | 67688.00 | 0.29 | 158700.00 | 0.00 | 158700.00 | 0.64 | 141300.00 | 0.00 | 141300.00 | 0.37 |
| 12 | KARNATAKA | 10000.00 | 0.00 | 10000.00 | 0.01 | 14500.00 | 0.00 | 14500.00 | 0.02 | 20000.00 | 0.00 | 20000.00 | 0.02 |
| 13 | KERALA | 0.00 | 2119975.00 | 2119975.00 | 5.40 | 0.00 | 2640256.00 | 2640256.00 | 6.19 | 0.00 | 2912222.00 | 2912222.00 | 5.92 |
| 14 | MADHYA PRADESH | 0.00 | 13480974.00 | 13480974.00 | 26.76 | 1.00 | 17396500.00 | 17396501.00 | 29.76 | 1.00 | 25343943.00 | 25343944.00 | 31.54 |
| 15 | MAHARASHTRA | 1497995.00 | 0.00 | 1497995.00 | 1.09 | 3134000.00 | 0.00 | 3134000.00 | 2.08 | 2954626.00 | 0.00 | 2954626.00 | 1.73 |
| 16 | MANIPUR | 200479.00 | 0.00 | 200479.00 | 6.09 | 255255.00 | 0.00 | 255255.00 | 7.03 | 356605.00 | 0.00 | 356605.00 | 9.31 |
| 17 | MEGHALAYA | 847.00 | 2534.00 | 3381.00 | 0.08 | 3000.00 | 3195.00 | 6195.00 | 0.14 | 4099.00 | 3225.00 | 7324.00 | 0.12 |
| 18 | MIZORAM | 0.00 | 18615.00 | 18615.00 | 0.60 | 10000.00 | 25600.00 | 35600.00 | 0.93 | 10000.00 | 25600.00 | 35600.00 | 0.69 |
| 19 | NAGALAND | 29998.00 | 0.00 | 29998.00 | 0.76 | 2000.00 | 0.00 | 2000.00 | 0.05 | 2000.00 | 0.00 | 2000.00 | 0.04 |
| 20 | ORISSA | 3181834.00 | 491.00 | 3182325.00 | 8.38 | 3863479.00 | 428.00 | 3863907.00 | 10.00 | 9221492.00 | 1047.00 | 9222539.00 | 17.20 |
| 21 | PUNJAB | ... | ... | ... | ... | ... | ... | ... | ... | ... | ... | ... | ... |
| 22 | RAJASTHAN | 842136.00 | 51419802.00 | 52261938.00 | 69.20 | 4957566.00 | 63114314.00 | 68071880.00 | 76.08 | 9532438.00 | 71221502.00 | 80753940.00 | 73.82 |
| 23 | SIKKIM | 10000.00 | 0.00 | 10000.00 | 1.77 | 10000.00 | 0.00 | 10000.00 | 7.53 | 30000.00 | 0.00 | 30000.00 | 14.04 |
| 24 | TAMIL NADU | 2822517.00 | 1452764.00 | 4275281.00 | 6.41 | 4796372.00 | 1627084.00 | 6423456.00 | 8.44 | 4611652.00 | 1712800.00 | 6324452.00 | 7.62 |
| 25 | TRIPURA | 202325.00 | 418407.00 | 620732.00 | 15.97 | 337794.00 | 270948.00 | 608742.00 | 13.08 | 124294.00 | 298038.00 | 422332.00 | 8.21 |
| 26 | UTTARAKHAND | 1106661.00 | 0.00 | 1106661.00 | 6.80 | 2037000.00 | 0.00 | 2037000.00 | 10.69 | 1576044.00 | 0.00 | 1576044.00 | 7.25 |
| 27 | UTTAR PRADESH | 10290591.00 | 969429.00 | 11260020.00 | 6.73 | 11947550.00 | 55096.00 | 12002646.00 | 6.90 | 12386008.00 | 59635.00 | 12445643.00 | 5.37 |
| 28 | WEST BENGAL | 7612187.00 | 355276.00 | 7967463.00 | 12.84 | 9730057.00 | 461183.00 | 10191240.00 | 18.01 | 12760900.00 | 536496.00 | 13297396.00 | 16.71 |
| 29 | TELANGANA | 0.00 | 0.00 | 0.00 | 0.00 | 0.00 | 0.00 | 0.00 | 0.00 | 11496.00 | 16038.00 | 27534.00 | 0.13 |
| TOTAL STATES | | 42360396.00 | 139416117.00 | 181776513.00 | 15.86 | 59926772.00 | 163967201.00 | 223893973.00 | 16.99 | 96194701.00 | 188907517.00 | 285102218.00 | 17.39 |
| 30 | A. & N. ISLANDS | 62149.00 | 37270.00 | 99419.00 | 5.18 | 95004.00 | 45591.00 | 140595.00 | 6.74 | 104347.00 | 52311.00 | 156658.00 | 6.91 |
| 31 | CHANDIGARH | 127300.00 | 0.00 | 127300.00 | 9.00 | 100900.00 | 0.00 | 100900.00 | 6.92 | 182400.00 | 0.00 | 182400.00 | 10.90 |
| 32 | DADRA & NAGAR HAVELI | 220000.00 | 15000.00 | 235000.00 | 36.90 | 209700.00 | 15000.00 | 224700.00 | 35.01 | 320000.00 | 13000.00 | 333000.00 | 43.39 |
| 33 | DAMAN & DIU | 56090.00 | 3188.00 | 59278.00 | 27.73 | 78500.00 | 3100.00 | 81600.00 | 32.74 | 163200.00 | 3100.00 | 166300.00 | 49.58 |
| 34 | DELHI | 3248.00 | 2872.00 | 6120.00 | 0.05 | 14900.00 | 4870.00 | 19770.00 | 0.14 | 30000.00 | 4969.00 | 34969.00 | 0.18 |
| 35 | LAKSHADWEEP | ... | ... | ... | ... | ... | ... | ... | ... | ... | ... | ... | ... |
| 36 | PUDUCHERRY | 371958.00 | 4729.00 | 376687.00 | 21.68 | 434300.00 | 4200.00 | 438500.00 | 22.71 | 494475.00 | 5020.00 | 499495.00 | 23.48 |
| TOTAL U.T. | | 840745.00 | 63059.00 | 903804.00 | 4.66 | 933304.00 | 72761.00 | 1006065.00 | 4.74 | 1294422.00 | 78400.00 | 1372822.00 | 5.25 |
| TOTAL (STATE & UTs) | | 43201141.00 | 139479176.00 | 182680317.00 | 15.67 | 60860076.00 | 164039962.00 | 224900038.00 | 16.80 | 97489123.00 | 188985917.00 | 286475040.00 | 17.20 |

..NICNET..

STATEMENT NO. (8): PLAN & NON-PLAN BUDGETED EXPENDITURE ON ELEMENTARY EDUCATION (Sub-head wise)

ACCOUNT: REVENUE ACCOUNT
PROGRAM: MDM (STATE SHARE)

(RUPEES IN THOUSANDS)

| SL. NO. | STATE/UNION TERRITORY | 2012-13 (ACTUALS) | | | | 2013-14 (R.E.) | | | | 2014-15 (B.E.) | | | |
|---------------------|-----------------------|-------------------|-----------|-------------|----------------------------------|----------------|-----------|-------------|----------------------------------|----------------|-----------|-------------|----------------------------------|
| | | PLAN | NON-PLAN | TOTAL | % AGE TO TOTAL EXP. ON PMY. EDN. | PLAN | NON-PLAN | TOTAL | % AGE TO TOTAL EXP. ON PMY. EDN. | PLAN | NON-PLAN | TOTAL | % AGE TO TOTAL EXP. ON PMY. EDN. |
| 1 | ANDHRA PRADESH | ... | ... | ... | ... | ... | ... | ... | ... | ... | ... | ... | ... |
| 2 | ARUNACHAL PRADESH | 0.00 | 0.00 | 0.00 | 0.00 | 255097.00 | 0.00 | 255097.00 | 5.85 | 443200.00 | 0.00 | 443200.00 | 4.42 |
| 3 | ASSAM | ... | ... | ... | ... | ... | ... | ... | ... | ... | ... | ... | ... |
| 4 | BIHAR | 3943984.00 | 26290.00 | 3970274.00 | 4.76 | 4000000.00 | 30719.00 | 4030719.00 | 3.91 | 16822900.00 | 42578.00 | 16865478.00 | 10.97 |
| 5 | CHHATTISGARH | 0.00 | 0.00 | 0.00 | 0.00 | 717300.00 | 0.00 | 717300.00 | 1.64 | 984700.00 | 0.00 | 984700.00 | 2.11 |
| 6 | GOA | 79862.00 | 0.00 | 79862.00 | 4.24 | 63984.00 | 0.00 | 63984.00 | 3.06 | 100000.00 | 0.00 | 100000.00 | 4.03 |
| 7 | GUJARAT | ... | ... | ... | ... | ... | ... | ... | ... | ... | ... | ... | ... |
| 8 | HARYANA | 2319805.00 | 0.00 | 2319805.00 | 5.28 | 3528000.00 | 0.00 | 3528000.00 | 6.84 | 2495000.00 | 0.00 | 2495000.00 | 4.27 |
| 9 | HIMACHAL PRADESH | 223588.00 | 0.00 | 223588.00 | 1.20 | 230000.00 | 0.00 | 230000.00 | 1.02 | 231000.00 | 0.00 | 231000.00 | 0.95 |
| 10 | JAMMU & KASHMIR | ... | ... | ... | ... | ... | ... | ... | ... | ... | ... | ... | ... |
| 11 | JHARKHAND | 377922.00 | 0.00 | 377922.00 | 1.64 | 0.00 | 0.00 | 0.00 | 0.00 | 1920000.00 | 0.00 | 1920000.00 | 5.04 |
| 12 | KARNATAKA | ... | ... | ... | ... | ... | ... | ... | ... | ... | ... | ... | ... |
| 13 | KERALA | 0.00 | 286294.00 | 286294.00 | 0.73 | 740002.00 | 325453.00 | 1065455.00 | 2.50 | 0.00 | 354043.00 | 354043.00 | 0.72 |
| 14 | MADHYA PRADESH | ... | ... | ... | ... | ... | ... | ... | ... | ... | ... | ... | ... |
| 15 | MAHARASHTRA | ... | ... | ... | ... | ... | ... | ... | ... | ... | ... | ... | ... |
| 16 | MANIPUR | 10046.00 | 0.00 | 10046.00 | 0.31 | 25900.00 | 0.00 | 25900.00 | 0.71 | 25900.00 | 0.00 | 25900.00 | 0.68 |
| 17 | MEGHALAYA | 54135.00 | 0.00 | 54135.00 | 1.20 | 158000.00 | 0.00 | 158000.00 | 3.60 | 278000.00 | 0.00 | 278000.00 | 4.60 |
| 18 | MIZORAM | 64159.00 | 123663.00 | 187822.00 | 6.04 | 62560.00 | 273486.00 | 336046.00 | 8.74 | 5717.00 | 0.00 | 5717.00 | 0.11 |
| 19 | NAGALAND | 16131.00 | 0.00 | 16131.00 | 0.41 | 0.00 | 0.00 | 0.00 | 0.00 | 0.00 | 0.00 | 0.00 | 0.00 |
| 20 | ORISSA | 3898491.00 | 0.00 | 3898491.00 | 10.27 | 2138635.00 | 0.00 | 2138635.00 | 5.54 | 416994.00 | 0.00 | 416994.00 | 0.78 |
| 21 | PUNJAB | 6200.00 | 0.00 | 6200.00 | 0.04 | 0.00 | 0.00 | 0.00 | 0.00 | 0.00 | 0.00 | 0.00 | 0.00 |
| 22 | RAJASTHAN | ... | ... | ... | ... | ... | ... | ... | ... | ... | ... | ... | ... |
| 23 | SIKKIM | ... | ... | ... | ... | ... | ... | ... | ... | ... | ... | ... | ... |
| 24 | TAMIL NADU | ... | ... | ... | ... | ... | ... | ... | ... | ... | ... | ... | ... |
| 25 | TRIPURA | 61967.00 | 3700.00 | 65667.00 | 1.69 | 70500.00 | 4687.00 | 75187.00 | 1.62 | 67700.00 | 5153.00 | 72853.00 | 1.42 |
| 26 | UTTARAKHAND | 1999142.00 | 0.00 | 1999142.00 | 12.29 | 1220917.00 | 0.00 | 1220917.00 | 6.41 | 1387288.00 | 0.00 | 1387288.00 | 6.38 |
| 27 | UTTAR PRADESH | 2503626.00 | 0.00 | 2503626.00 | 1.50 | 2755625.00 | 0.00 | 2755625.00 | 1.58 | 2668825.00 | 0.00 | 2668825.00 | 1.15 |
| 28 | WEST BENGAL | 1947690.00 | 14411.00 | 1962101.00 | 3.16 | 120000.00 | 28556.00 | 148556.00 | 0.26 | 12140000.00 | 31802.00 | 12171802.00 | 15.30 |
| 29 | TELANGANA | ... | ... | ... | ... | ... | ... | ... | ... | ... | ... | ... | ... |
| TOTAL STATES | | 17506748.00 | 454358.00 | 17961106.00 | 1.57 | 16086520.00 | 662901.00 | 16749421.00 | 1.27 | 39987224.00 | 433576.00 | 40420800.00 | 2.47 |
| 30 | A. & N. ISLANDS | 42343.00 | 2180.00 | 44523.00 | 2.32 | 60000.00 | 2500.00 | 62500.00 | 3.00 | 63000.00 | 2500.00 | 65500.00 | 2.89 |
| 31 | CHANDIGARH | ... | ... | ... | ... | ... | ... | ... | ... | ... | ... | ... | ... |
| 32 | DADRA & NAGAR HAVELI | ... | ... | ... | ... | ... | ... | ... | ... | ... | ... | ... | ... |
| 33 | DAMAN & DIU | ... | ... | ... | ... | ... | ... | ... | ... | ... | ... | ... | ... |
| 34 | DELHI | ... | ... | ... | ... | ... | ... | ... | ... | ... | ... | ... | ... |
| 35 | LAKSHADWEEP | ... | ... | ... | ... | ... | ... | ... | ... | ... | ... | ... | ... |
| 36 | PUDUCHERRY | ... | ... | ... | ... | ... | ... | ... | ... | ... | ... | ... | ... |
| TOTAL U.T. | | 42343.00 | 2180.00 | 44523.00 | 0.23 | 60000.00 | 2500.00 | 62500.00 | 0.29 | 63000.00 | 2500.00 | 65500.00 | 0.25 |
| TOTAL (STATE & UTs) | | 17549091.00 | 456538.00 | 18005629.00 | 1.54 | 16146520.00 | 665401.00 | 16811921.00 | 1.26 | 40050224.00 | 436076.00 | 40486300.00 | 2.43 |

.. NICNET ..

STATEMENT NO. (8): PLAN & NON-PLAN BUDGETED EXPENDITURE ON ELEMENTARY EDUCATION (Sub-head wise)

ACCOUNT: REVENUE ACCOUNT
PROGRAM: SSA

(RUPEES IN THOUSANDS)

| SL. NO. | STATE/UNION TERRITORY | 2012-13 (ACTUALS) | | | | 2013-14 (R.E.) | | | | 2014-15 (B.E.) | | | |
|---------------------|-----------------------|-------------------|-----------|-------------|----------------------------------|----------------|-----------|-------------|----------------------------------|----------------|------------|--------------|----------------------------------|
| | | PLAN | NON-PLAN | TOTAL | % AGE TO TOTAL EXP. ON PMY. EDN. | PLAN | NON-PLAN | TOTAL | % AGE TO TOTAL EXP. ON PMY. EDN. | PLAN | NON-PLAN | TOTAL | % AGE TO TOTAL EXP. ON PMY. EDN. |
| 1 | ANDHRA PRADESH | 1491611.00 | 0.00 | 1491611.00 | 2.42 | 2561569.00 | 0.00 | 2561569.00 | 3.09 | 280761.00 | 0.00 | 280761.00 | 0.50 |
| 2 | ARUNACHAL PRADESH | 0.00 | 0.00 | 0.00 | 0.00 | 10000.00 | 0.00 | 10000.00 | 0.23 | 10000.00 | 0.00 | 10000.00 | 0.10 |
| 3 | ASSAM | ... | ... | ... | ... | ... | ... | ... | ... | ... | ... | ... | ... |
| 4 | BIHAR | 28180000.00 | 0.00 | 28180000.00 | 33.77 | 29727400.00 | 1.00 | 29727401.00 | 28.84 | 68855000.00 | 1.00 | 68855001.00 | 44.80 |
| 5 | CHHATTISGARH | 0.00 | 0.00 | 0.00 | 0.00 | 5762300.00 | 0.00 | 5762300.00 | 13.14 | 2947000.00 | 0.00 | 2947000.00 | 6.33 |
| 6 | GOA | 56211.00 | 0.00 | 56211.00 | 2.98 | 38706.00 | 0.00 | 38706.00 | 1.85 | 80003.00 | 0.00 | 80003.00 | 3.22 |
| 7 | GUJARAT | ... | ... | ... | ... | ... | ... | ... | ... | ... | ... | ... | ... |
| 8 | HARYANA | 2580569.00 | 0.00 | 2580569.00 | 5.88 | 2140000.00 | 0.00 | 2140000.00 | 4.15 | 5500000.00 | 0.00 | 5500000.00 | 9.42 |
| 9 | HIMACHAL PRADESH | 880557.00 | 0.00 | 880557.00 | 4.74 | 1016459.00 | 0.00 | 1016459.00 | 4.50 | 1064500.00 | 0.00 | 1064500.00 | 4.40 |
| 10 | JAMMU & KASHMIR | 0.00 | 0.00 | 0.00 | 0.00 | 0.00 | 0.00 | 0.00 | 0.00 | 2500000.00 | 0.00 | 2500000.00 | 14.95 |
| 11 | JHARKHAND | 2612400.00 | 0.00 | 2612400.00 | 11.35 | 2979700.00 | 0.00 | 2979700.00 | 12.10 | 3262700.00 | 0.00 | 3262700.00 | 8.57 |
| 12 | KARNATAKA | 1350000.00 | 237837.00 | 1587837.00 | 2.12 | 2077300.00 | 500000.00 | 2577300.00 | 3.04 | 12840000.00 | 531883.00 | 13371883.00 | 12.65 |
| 13 | KERALA | 25000.00 | 0.00 | 25000.00 | 0.06 | 30000.00 | 0.00 | 30000.00 | 0.07 | 70000.00 | 0.00 | 70000.00 | 0.14 |
| 14 | MADHYA PRADESH | ... | ... | ... | ... | ... | ... | ... | ... | ... | ... | ... | ... |
| 15 | MAHARASHTRA | ... | ... | ... | ... | ... | ... | ... | ... | ... | ... | ... | ... |
| 16 | MANIPUR | ... | ... | ... | ... | ... | ... | ... | ... | ... | ... | ... | ... |
| 17 | MEGHALAYA | 200000.00 | 0.00 | 200000.00 | 4.44 | 200000.00 | 0.00 | 200000.00 | 4.56 | 1700000.00 | 0.00 | 1700000.00 | 28.12 |
| 18 | MIZORAM | 0.00 | 0.00 | 0.00 | 0.00 | 0.00 | 0.00 | 0.00 | 0.00 | 1722400.00 | 0.00 | 1722400.00 | 33.46 |
| 19 | NAGALAND | 151225.00 | 0.00 | 151225.00 | 3.84 | 167154.00 | 0.00 | 167154.00 | 3.85 | 20000.00 | 1083416.00 | 1103416.00 | 20.99 |
| 20 | ORISSA | 3898491.00 | 0.00 | 3898491.00 | 10.27 | 2001955.00 | 0.00 | 2001955.00 | 5.18 | 9285612.00 | 0.00 | 9285612.00 | 17.32 |
| 21 | PUNJAB | 2212500.00 | 0.00 | 2212500.00 | 14.34 | 0.00 | 0.00 | 0.00 | 0.00 | 0.00 | 0.00 | 0.00 | 0.00 |
| 22 | RAJASTHAN | 18212395.00 | 0.00 | 18212395.00 | 24.11 | 15360000.00 | 0.00 | 15360000.00 | 17.17 | 22067496.00 | 0.00 | 22067496.00 | 20.17 |
| 23 | SIKKIM | 499000.00 | 0.00 | 499000.00 | 88.36 | 40000.00 | 0.00 | 40000.00 | 30.11 | 103621.00 | 0.00 | 103621.00 | 48.50 |
| 24 | TAMIL NADU | ... | ... | ... | ... | ... | ... | ... | ... | ... | ... | ... | ... |
| 25 | TRIPURA | 0.00 | 0.00 | 0.00 | 0.00 | 0.00 | 0.00 | 0.00 | 0.00 | 123143.00 | 0.00 | 123143.00 | 2.39 |
| 26 | UTTARAKHAND | ... | ... | ... | ... | ... | ... | ... | ... | ... | ... | ... | ... |
| 27 | UTTAR PRADESH | 8228070.00 | 0.00 | 8228070.00 | 4.92 | 9611762.00 | 0.00 | 9611762.00 | 5.52 | 27037975.00 | 0.00 | 27037975.00 | 11.66 |
| 28 | WEST BENGAL | 9667110.00 | 0.00 | 9667110.00 | 15.58 | 0.00 | 0.00 | 0.00 | 0.00 | 3150000.00 | 0.00 | 3150000.00 | 3.96 |
| 29 | TELANGANA | ... | ... | ... | ... | ... | ... | ... | ... | ... | ... | ... | ... |
| TOTAL STATES | | 80245139.00 | 237837.00 | 80482976.00 | 7.02 | 73724305.00 | 500001.00 | 74224306.00 | 5.63 | 162620211.00 | 1615300.00 | 164235511.00 | 10.02 |
| 30 | A. & N. ISLANDS | 58332.00 | 0.00 | 58332.00 | 3.04 | 70000.00 | 0.00 | 70000.00 | 3.35 | 70000.00 | 0.00 | 70000.00 | 3.09 |
| 31 | CHANDIGARH | ... | ... | ... | ... | ... | ... | ... | ... | ... | ... | ... | ... |
| 32 | DADRA & NAGAR HAVELI | ... | ... | ... | ... | ... | ... | ... | ... | ... | ... | ... | ... |
| 33 | DAMAN & DIU | ... | ... | ... | ... | ... | ... | ... | ... | ... | ... | ... | ... |
| 34 | DELHI | 342445.00 | 0.00 | 342445.00 | 2.54 | 403500.00 | 0.00 | 403500.00 | 2.79 | 550000.00 | 0.00 | 550000.00 | 2.90 |
| 35 | LAKSHADWEEP | ... | ... | ... | ... | ... | ... | ... | ... | ... | ... | ... | ... |
| 36 | PUDUCHERRY | ... | ... | ... | ... | ... | ... | ... | ... | ... | ... | ... | ... |
| TOTAL U.T. | | 400777.00 | 0.00 | 400777.00 | 2.07 | 473500.00 | 0.00 | 473500.00 | 2.23 | 620000.00 | 0.00 | 620000.00 | 2.37 |
| TOTAL (STATE & UTs) | | 80645916.00 | 237837.00 | 80883753.00 | 6.94 | 74197805.00 | 500001.00 | 74697806.00 | 5.58 | 163240211.00 | 1615300.00 | 164855511.00 | 9.90 |

.. NICNET ..

STATEMENT NO. (8): PLAN & NON-PLAN BUDGETED EXPENDITURE ON ELEMENTARY EDUCATION (Sub-head wise)

ACCOUNT: REVENUE ACCOUNT
PROGRAM: 13th FINANCE COMMISSION

(RUPEES IN THOUSANDS)

| SL. NO. | STATE/UNION TERRITORY | 2012-13 (ACTUALS) | | | | 2013-14 (R.E.) | | | | 2014-15 (B.E.) | | | |
|---------------------|-----------------------|-------------------|----------|-------------|----------------------------------|----------------|----------|-------------|----------------------------------|----------------|----------|-------------|----------------------------------|
| | | PLAN | NON-PLAN | TOTAL | % AGE TO TOTAL EXP. ON PMY. EDN. | PLAN | NON-PLAN | TOTAL | % AGE TO TOTAL EXP. ON PMY. EDN. | PLAN | NON-PLAN | TOTAL | % AGE TO TOTAL EXP. ON PMY. EDN. |
| 1 | ANDHRA PRADESH | 1880000.00 | 0.00 | 1880000.00 | 3.05 | 1980000.00 | 0.00 | 1980000.00 | 2.39 | 1207200.00 | 0.00 | 1207200.00 | 2.17 |
| 2 | ARUNACHAL PRADESH | 0.00 | 0.00 | 0.00 | 0.00 | 50270.00 | 0.00 | 50270.00 | 1.15 | 2500270.00 | 0.00 | 2500270.00 | 24.96 |
| 3 | ASSAM | ... | ... | ... | ... | ... | ... | ... | ... | ... | ... | ... | ... |
| 4 | BIHAR | ... | ... | ... | ... | ... | ... | ... | ... | ... | ... | ... | ... |
| 5 | CHHATTISGARH | 1730000.00 | 0.00 | 1730000.00 | 5.87 | 1940000.00 | 0.00 | 1940000.00 | 4.42 | 2000000.00 | 0.00 | 2000000.00 | 4.30 |
| 6 | GOA | ... | ... | ... | ... | ... | ... | ... | ... | ... | ... | ... | ... |
| 7 | GUJARAT | ... | ... | ... | ... | ... | ... | ... | ... | ... | ... | ... | ... |
| 8 | HARYANA | ... | ... | ... | ... | ... | ... | ... | ... | ... | ... | ... | ... |
| 9 | HIMACHAL PRADESH | 77500.00 | 0.00 | 77500.00 | 0.42 | 80900.00 | 0.00 | 80900.00 | 0.36 | 85500.00 | 0.00 | 85500.00 | 0.35 |
| 10 | JAMMU & KASHMIR | ... | ... | ... | ... | ... | ... | ... | ... | ... | ... | ... | ... |
| 11 | JHARKHAND | 497600.00 | 0.00 | 497600.00 | 2.16 | 610300.00 | 0.00 | 610300.00 | 2.48 | 627300.00 | 0.00 | 627300.00 | 1.65 |
| 12 | KARNATAKA | ... | ... | ... | ... | ... | ... | ... | ... | ... | ... | ... | ... |
| 13 | KERALA | ... | ... | ... | ... | ... | ... | ... | ... | ... | ... | ... | ... |
| 14 | MADHYA PRADESH | 2305600.00 | 0.00 | 2305600.00 | 4.58 | 3360000.00 | 0.00 | 3360000.00 | 5.75 | 3360000.00 | 0.00 | 3360000.00 | 4.18 |
| 15 | MAHARASHTRA | ... | ... | ... | ... | ... | ... | ... | ... | ... | ... | ... | ... |
| 16 | MANIPUR | ... | ... | ... | ... | ... | ... | ... | ... | ... | ... | ... | ... |
| 17 | MEGHALAYA | 100000.00 | 0.00 | 100000.00 | 2.22 | 110000.00 | 0.00 | 110000.00 | 2.51 | 120000.00 | 0.00 | 120000.00 | 1.99 |
| 18 | MIZORAM | ... | ... | ... | ... | ... | ... | ... | ... | ... | ... | ... | ... |
| 19 | NAGALAND | ... | ... | ... | ... | ... | ... | ... | ... | ... | ... | ... | ... |
| 20 | ORISSA | ... | ... | ... | ... | ... | ... | ... | ... | ... | ... | ... | ... |
| 21 | PUNJAB | 1071256.00 | 0.00 | 1071256.00 | 6.94 | 0.00 | 0.00 | 0.00 | 0.00 | 0.00 | 0.00 | 0.00 | 0.00 |
| 22 | RAJASTHAN | ... | ... | ... | ... | ... | ... | ... | ... | ... | ... | ... | ... |
| 23 | SIKKIM | ... | ... | ... | ... | ... | ... | ... | ... | ... | ... | ... | ... |
| 24 | TAMIL NADU | ... | ... | ... | ... | ... | ... | ... | ... | ... | ... | ... | ... |
| 25 | TRIPURA | 0.00 | 0.00 | 0.00 | 0.00 | 9000.00 | 0.00 | 9000.00 | 0.19 | 54197.00 | 0.00 | 54197.00 | 1.05 |
| 26 | UTTARAKHAND | ... | ... | ... | ... | ... | ... | ... | ... | ... | ... | ... | ... |
| 27 | UTTAR PRADESH | ... | ... | ... | ... | ... | ... | ... | ... | ... | ... | ... | ... |
| 28 | WEST BENGAL | 3360000.00 | 0.00 | 3360000.00 | 5.42 | 3836000.00 | 0.00 | 3836000.00 | 6.78 | 3920000.00 | 0.00 | 3920000.00 | 4.93 |
| 29 | TELANGANA | 0.00 | 0.00 | 0.00 | 0.00 | 0.00 | 0.00 | 0.00 | 0.00 | 862800.00 | 0.00 | 862800.00 | 4.04 |
| TOTAL STATES | | 11021956.00 | 0.00 | 11021956.00 | 0.96 | 11976470.00 | 0.00 | 11976470.00 | 0.91 | 14737267.00 | 0.00 | 14737267.00 | 0.90 |
| 30 | A. & N. ISLANDS | ... | ... | ... | ... | ... | ... | ... | ... | ... | ... | ... | ... |
| 31 | CHANDIGARH | ... | ... | ... | ... | ... | ... | ... | ... | ... | ... | ... | ... |
| 32 | DADRA & NAGAR HAVELI | ... | ... | ... | ... | ... | ... | ... | ... | ... | ... | ... | ... |
| 33 | DAMAN & DIU | ... | ... | ... | ... | ... | ... | ... | ... | ... | ... | ... | ... |
| 34 | DELHI | ... | ... | ... | ... | ... | ... | ... | ... | ... | ... | ... | ... |
| 35 | LAKSHADWEEP | ... | ... | ... | ... | ... | ... | ... | ... | ... | ... | ... | ... |
| 36 | PUDUCHERRY | ... | ... | ... | ... | ... | ... | ... | ... | ... | ... | ... | ... |
| TOTAL U.T. | | 0.00 | 0.00 | 0.00 | 0.00 | 0.00 | 0.00 | 0.00 | 0.00 | 0.00 | 0.00 | 0.00 | 0.00 |
| TOTAL (STATE & UTs) | | 11021956.00 | ... | 11021956.00 | 0.95 | 11976470.00 | ... | 11976470.00 | 0.89 | 14737267.00 | ... | 14737267.00 | 0.88 |

.. NICNET ..

STATEMENT NO. (9) : PLAN & NON-PLAN BUDGETED EXPENDITURE ON SECONDARY EDUCATION

ACCOUNT: REVENUE ACCOUNT
PROGRAM: TOTAL EXPENDITURE

(RUPEES IN THOUSANDS)

| SL. NO. | STATE/UNION TERRITORY | 2012-13 (ACTUALS) | | | | 2013-14 (R. E.) | | | | 2014-15 (B. E.) | | | |
|---------------------|-----------------------|-------------------|--------------|--------------|----------------------------------|-----------------|--------------|---------------|----------------------------------|-----------------|--------------|---------------|----------------------------------|
| | | PLAN | NON-PLAN | TOTAL | % AGE TO TOTAL EXP. ON EDUCATION | PLAN | NON-PLAN | TOTAL | % AGE TO TOTAL EXP. ON EDUCATION | PLAN | NON-PLAN | TOTAL | % AGE TO TOTAL EXP. ON EDUCATION |
| 1 | ANDHRA PRADESH | 7220407.00 | 53903150.00 | 61123557.00 | 39.17 | 8372611.00 | 63118479.00 | 71491090.00 | 36.64 | 2504000.00 | 52935611.00 | 53186011.00 | 38.41 |
| 2 | ARUNACHAL PRADESH | 523486.00 | 1123321.00 | 1646807.00 | 93.59 | 234708.00 | 1334696.00 | 1569404.00 | 23.91 | 518962.00 | 1403958.00 | 1922920.00 | 15.01 |
| 3 | ASSAM | 2989302.00 | 16847602.00 | 19836904.00 | 28.72 | 4699415.00 | 23289054.00 | 27988469.00 | 28.28 | 5780700.00 | 30231854.00 | 36012554.00 | 27.09 |
| 4 | BIHAR | 6699639.00 | 10912695.00 | 17612334.00 | 13.48 | 9397611.00 | 17139187.00 | 26536798.00 | 15.65 | 15104101.00 | 20471510.00 | 35575611.00 | 14.88 |
| 5 | CHHATTISGARH | 8303111.00 | 2963189.00 | 11266300.00 | 25.07 | 14168089.00 | 10333260.00 | 24501349.00 | 32.46 | 15683288.00 | 13030380.00 | 28713668.00 | 35.98 |
| 6 | GOA | 689250.00 | 4328533.00 | 5017783.00 | 56.29 | 788292.00 | 4614623.00 | 5402915.00 | 54.49 | 1178411.00 | 4717073.00 | 5895484.00 | 52.82 |
| 7 | GUJARAT | 1109287.00 | 33640125.00 | 34749412.00 | 27.44 | 1786600.00 | 36427168.00 | 38213768.00 | 26.76 | 3568860.00 | 36898786.00 | 40467646.00 | 25.05 |
| 8 | HARYANA | 3245108.00 | 10612968.00 | 13858076.00 | 20.11 | 8140980.00 | 11265520.00 | 19406500.00 | 22.99 | 11453058.00 | 13647930.00 | 25100988.00 | 25.19 |
| 9 | HIMACHAL PRADESH | 603119.00 | 10190263.00 | 10793382.00 | 33.03 | 919160.00 | 11598758.00 | 12517918.00 | 32.60 | 894804.00 | 12769626.00 | 13664430.00 | 32.99 |
| 10 | JAMMU & KASHMIR | 0.00 | 11668193.00 | 11668193.00 | 42.55 | 727150.00 | 13994503.00 | 14721653.00 | 44.99 | 1171284.00 | 15703662.00 | 16874946.00 | 42.24 |
| 11 | JHARKHAND | 937870.00 | 3762717.00 | 4700587.00 | 13.36 | 1514200.00 | 5355737.00 | 6869937.00 | 17.43 | 1757540.00 | 6051712.00 | 7809252.00 | 13.61 |
| 12 | KARNATAKA | 9708821.00 | 32667263.00 | 42376084.00 | 29.86 | 13248339.00 | 39066890.00 | 52315229.00 | 30.09 | 18071313.00 | 41854005.00 | 59925318.00 | 29.59 |
| 13 | KERALA | 1270205.00 | 37757079.00 | 39027284.00 | 38.73 | 1519001.00 | 41343755.00 | 42862756.00 | 38.30 | 3023325.00 | 49253359.00 | 52276684.00 | 38.97 |
| 14 | MADHYA PRADESH | 592058.00 | 22391002.00 | 22983060.00 | 26.84 | 1244675.00 | 27563681.00 | 28808356.00 | 28.23 | 2387707.00 | 35288456.00 | 37676163.00 | 28.07 |
| 15 | MAHARASHTRA | 4770975.00 | 121243151.00 | 126014126.00 | 39.80 | 4449092.00 | 133854347.00 | 138303439.00 | 38.41 | 4566417.00 | 152552833.00 | 157119250.00 | 40.56 |
| 16 | MANIPUR | 210763.00 | 1966041.00 | 2176804.00 | 30.68 | 233847.00 | 1880996.00 | 2114843.00 | 28.21 | 158095.00 | 1970900.00 | 2128995.00 | 27.42 |
| 17 | MEGHALAYA | 482086.00 | 1551625.00 | 2033711.00 | 26.33 | 844500.00 | 1540047.00 | 2384547.00 | 28.40 | 984603.00 | 1729800.00 | 2714403.00 | 25.81 |
| 18 | MIZORAM | 781399.00 | 927216.00 | 1708615.00 | 25.69 | 861424.00 | 1161220.00 | 2022644.00 | 25.68 | 685742.00 | 1091435.00 | 1777177.00 | 20.13 |
| 19 | NAGALAND | 110749.00 | 2651846.00 | 2762595.00 | 36.94 | 69100.00 | 3528668.00 | 3597768.00 | 40.13 | 64100.00 | 4351447.00 | 4415547.00 | 41.04 |
| 20 | ORISSA | 14203344.00 | 3725205.00 | 17928549.00 | 26.31 | 19244517.00 | 3257432.00 | 22501949.00 | 26.47 | 25865803.00 | 3633963.00 | 29499766.00 | 28.82 |
| 21 | PUNJAB | 3017178.00 | 36271342.00 | 39288520.00 | 60.77 | 5540687.00 | 39360822.00 | 44901509.00 | 59.85 | 4288161.00 | 39623320.00 | 43911481.00 | 57.41 |
| 22 | RAJASTHAN | 2852344.00 | 37322385.00 | 40174729.00 | 31.60 | 9070859.00 | 49055798.00 | 58126657.00 | 35.90 | 13983310.00 | 54723385.00 | 68706695.00 | 35.66 |
| 23 | SIKKIM | 342522.00 | 2039319.00 | 2381841.00 | 43.41 | 747347.00 | 1841636.00 | 2588983.00 | 43.70 | 998082.00 | 2273566.00 | 3271648.00 | 46.66 |
| 24 | TAMIL NADU | 8782763.00 | 59055536.00 | 67838299.00 | 38.96 | 13735841.00 | 61425232.00 | 75161073.00 | 38.20 | 14567279.00 | 72594689.00 | 87161968.00 | 40.00 |
| 25 | TRIPURA | 645210.00 | 4038806.00 | 4684016.00 | 48.39 | 636049.00 | 5097023.00 | 5733072.00 | 48.35 | 703841.00 | 5602213.00 | 6306054.00 | 48.27 |
| 26 | UTTARAKHAND | 891715.00 | 15915780.00 | 16807495.00 | 46.57 | 2154334.00 | 17951298.00 | 20105632.00 | 46.03 | 2710889.00 | 20210179.00 | 22921068.00 | 46.33 |
| 27 | UTTAR PRADESH | 21627094.00 | 52127490.00 | 73754584.00 | 28.42 | 36406712.00 | 53638131.00 | 90044843.00 | 30.70 | 4164210.00 | 60001038.00 | 64165248.00 | 19.96 |
| 28 | WEST BENGAL | 825813.00 | 75825021.00 | 76650834.00 | 47.03 | 5193757.00 | 78045534.00 | 83239291.00 | 49.72 | 14067133.00 | 86214517.00 | 100281650.00 | 47.74 |
| 29 | TELANGANA | 0.00 | 0.00 | 0.00 | 0.00 | 0.00 | 0.00 | 0.00 | 0.00 | 408373.00 | 22125908.00 | 22534281.00 | 0.00 |
| TOTAL STATES | | 103435618.00 | 667428863.00 | 770864481.00 | 33.75 | 165948897.00 | 758083495.00 | 924032392.00 | 33.36 | 169059791.00 | 862957115.00 | 1032016906.00 | 33.28 |
| 30 | A. & N. ISLANDS | 416624.00 | 655161.00 | 1071785.00 | 31.39 | 564754.00 | 649806.00 | 1214560.00 | 32.06 | 637500.00 | 763550.00 | 1401050.00 | 33.08 |
| 31 | CHANDIGARH | 64788.00 | 822823.00 | 887611.00 | 22.00 | 119200.00 | 929053.00 | 1048253.00 | 24.09 | 237200.00 | 958915.00 | 1196115.00 | 24.71 |
| 32 | DADRA & NAGAR HAVELI | 114975.00 | 54373.00 | 169348.00 | 16.52 | 228018.00 | 57500.00 | 285518.00 | 27.87 | 380870.00 | 65285.00 | 446155.00 | 31.29 |
| 33 | DAMAN & DIU | 136213.00 | 157037.00 | 293250.00 | 46.94 | 154900.00 | 173400.00 | 328300.00 | 45.39 | 169300.00 | 219500.00 | 388800.00 | 35.80 |
| 34 | DELHI | 943833.00 | 13046072.00 | 13989905.00 | 42.98 | 1213500.00 | 14425305.00 | 15638805.00 | 43.22 | 1130900.00 | 16089481.00 | 17220381.00 | 39.56 |
| 35 | LAKSHADWEEP | 0.00 | 13182.00 | 13182.00 | 1.36 | 0.00 | 7700.00 | 7700.00 | 0.85 | 0.00 | 6800.00 | 6800.00 | 0.59 |
| 36 | PUDUCHERRY | 511042.00 | 1169585.00 | 1680627.00 | 35.11 | 543148.00 | 1301180.00 | 1844328.00 | 32.94 | 571788.00 | 1413170.00 | 1984958.00 | 31.83 |
| TOTAL U. T. | | 2187475.00 | 15918233.00 | 18105708.00 | 38.19 | 2823520.00 | 17543944.00 | 20367464.00 | 38.74 | 3127558.00 | 19516701.00 | 22644259.00 | 36.23 |
| TOTAL (STATE & UTs) | | 105623093.00 | 683347096.00 | 788970189.00 | 33.84 | 168772417.00 | 775627439.00 | 944399856.00 | 33.46 | 172187349.00 | 882473816.00 | 1054661165.00 | 33.34 |
| CENTRE TOTAL | | 64449800.00 | 28006700.00 | 92456500.00 | 13.99 | 70630000.00 | 30115500.00 | 100745500.00 | 13.49 | 88290000.00 | 32750100.00 | 121040100.00 | 14.62 |
| GRAND TOTAL | | 170072893.00 | 711353796.00 | 881426689.00 | 29.46 | 239402417.00 | 805742939.00 | 1045145356.00 | 29.29 | 260477349.00 | 915223916.00 | 1175701265.00 | 29.46 |

..NICNET..

STATEMENT NO. (10) : PLAN & NON-PLAN BUDGETED EXPENDITURE ON SECONDARY EDUCATION (Sub-head wise)

ACCOUNT: REVENUE ACCOUNT

PROGRAM: DIRECTION, INSPECTION & ADMINISTRATION

(RUPEES IN THOUSANDS)

| SL. NO. | STATE/UNION TERRITORY | 2012-13 (ACTUALS) | | | | 2013-14 (R.E.) | | | | 2014-15 (B.E.) | | | |
|---------------------|-----------------------|-------------------|-------------|-------------|----------------------------------|----------------|-------------|-------------|----------------------------------|----------------|-------------|-------------|----------------------------------|
| | | PLAN | NON-PLAN | TOTAL | % AGE TO TOTAL EXP. ON SEC. EDN. | PLAN | NON-PLAN | TOTAL | % AGE TO TOTAL EXP. ON SEC. EDN. | PLAN | NON-PLAN | TOTAL | % AGE TO TOTAL EXP. ON SEC. EDN. |
| 1 | ANDHRA PRADESH | 0.00 | 2030.00 | 2030.00 | 0.00 | 0.00 | 7152.00 | 7152.00 | 0.01 | 0.00 | 5946.00 | 5946.00 | 0.01 |
| 2 | ARUNACHAL PRADESH | ... | ... | ... | ... | ... | ... | ... | ... | ... | ... | ... | ... |
| 3 | ASSAM | 0.00 | 209635.00 | 209635.00 | 1.06 | 39115.00 | 271421.00 | 310536.00 | 1.11 | 116210.00 | 291721.00 | 407931.00 | 1.13 |
| 4 | BIHAR | 22664.00 | 432296.00 | 454960.00 | 2.58 | 59211.00 | 457933.00 | 517144.00 | 1.95 | 54000.00 | 495072.00 | 549072.00 | 1.54 |
| 5 | CHHATTISGARH | ... | ... | ... | ... | ... | ... | ... | ... | ... | ... | ... | ... |
| 6 | GOA | 0.00 | 0.00 | 0.00 | 0.00 | 0.00 | 402.00 | 402.00 | 0.01 | 0.00 | 502.00 | 502.00 | 0.01 |
| 7 | GUJARAT | 0.00 | 75668.00 | 75668.00 | 0.22 | 0.00 | 72710.00 | 72710.00 | 0.19 | 0.00 | 79368.00 | 79368.00 | 0.20 |
| 8 | HARYANA | 290222.00 | 392663.00 | 682885.00 | 4.93 | 1167988.00 | 458750.00 | 1626738.00 | 8.38 | 1076042.00 | 556350.00 | 1632392.00 | 6.50 |
| 9 | HIMACHAL PRADESH | 0.00 | 178782.00 | 178782.00 | 1.66 | 0.00 | 202024.00 | 202024.00 | 1.61 | 0.00 | 219170.00 | 219170.00 | 1.60 |
| 10 | JAMMU & KASHMIR | 0.00 | 11619157.00 | 11619157.00 | 99.58 | 150.00 | 13931500.00 | 13931650.00 | 94.63 | 150.00 | 15642350.00 | 15642500.00 | 92.70 |
| 11 | JHARKHAND | 0.00 | 152545.00 | 152545.00 | 3.25 | 0.00 | 176668.00 | 176668.00 | 2.57 | 0.00 | 193791.00 | 193791.00 | 2.48 |
| 12 | KARNATAKA | 121395.00 | 395377.00 | 516772.00 | 1.22 | 148000.00 | 461045.00 | 609045.00 | 1.16 | 103500.00 | 519932.00 | 623432.00 | 1.04 |
| 13 | KERALA | 77072.00 | 1294333.00 | 1371405.00 | 3.51 | 85001.00 | 1415634.00 | 1500635.00 | 3.50 | 105000.00 | 1538601.00 | 1643601.00 | 3.14 |
| 14 | MADHYA PRADESH | 36220.00 | 103377.00 | 139597.00 | 0.61 | 30001.00 | 125406.00 | 155407.00 | 0.54 | 132505.00 | 151921.00 | 284426.00 | 0.75 |
| 15 | MAHARASHTRA | 0.00 | 368819.00 | 368819.00 | 0.29 | 0.00 | 398683.00 | 398683.00 | 0.29 | 0.00 | 428795.00 | 428795.00 | 0.27 |
| 16 | MANIPUR | 2805.00 | 11251.00 | 14056.00 | 0.65 | 7945.00 | 2142.00 | 10087.00 | 0.48 | 4965.00 | 1917.00 | 6882.00 | 0.32 |
| 17 | MEGHALAYA | 6232.00 | 65098.00 | 71330.00 | 3.51 | 9300.00 | 68628.00 | 77928.00 | 3.27 | 9300.00 | 76642.00 | 85942.00 | 3.17 |
| 18 | MIZORAM | 3926.00 | 25055.00 | 28981.00 | 1.70 | 35410.00 | 36710.00 | 72120.00 | 3.57 | 2500.00 | 36710.00 | 39210.00 | 2.21 |
| 19 | NAGALAND | 84951.00 | 1460754.00 | 1545705.00 | 55.95 | 20000.00 | 2176968.00 | 2196968.00 | 61.06 | 15000.00 | 2691009.00 | 2706009.00 | 61.28 |
| 20 | ORISSA | 0.00 | 163971.00 | 163971.00 | 0.91 | 0.00 | 193741.00 | 193741.00 | 0.86 | 0.00 | 216094.00 | 216094.00 | 0.73 |
| 21 | PUNJAB | 0.00 | 481816.00 | 481816.00 | 1.23 | 156132.00 | 495259.00 | 651391.00 | 1.45 | 156132.00 | 507770.00 | 663902.00 | 1.51 |
| 22 | RAJASTHAN | 790.00 | 617011.00 | 617801.00 | 1.54 | 8400.00 | 839898.00 | 848298.00 | 1.46 | 62095.00 | 901185.00 | 963280.00 | 1.40 |
| 23 | SIKKIM | 53382.00 | 85350.00 | 138732.00 | 5.82 | 55328.00 | 109652.00 | 164980.00 | 6.37 | 57470.00 | 112868.00 | 170338.00 | 5.21 |
| 24 | TAMIL NADU | 13411.00 | 857471.00 | 870882.00 | 1.28 | 25540.00 | 1039286.00 | 1064826.00 | 1.42 | 39019.00 | 1118273.00 | 1157292.00 | 1.33 |
| 25 | TRIPURA | ... | ... | ... | ... | ... | ... | ... | ... | ... | ... | ... | ... |
| 26 | UTTARAKHAND | 2677.00 | 444796.00 | 447473.00 | 2.66 | 14303.00 | 403439.00 | 417742.00 | 2.08 | 29573.00 | 453772.00 | 483345.00 | 2.11 |
| 27 | UTTAR PRADESH | 0.00 | 882286.00 | 882286.00 | 1.20 | 0.00 | 1055159.00 | 1055159.00 | 1.17 | 0.00 | 1230003.00 | 1230003.00 | 1.92 |
| 28 | WEST BENGAL | 0.00 | 603698.00 | 603698.00 | 0.79 | 15000.00 | 832606.00 | 847606.00 | 1.02 | 15000.00 | 969403.00 | 984403.00 | 0.98 |
| 29 | TELANGANA | 0.00 | 0.00 | 0.00 | 0.00 | 0.00 | 0.00 | 0.00 | 0.00 | 0.00 | 478.00 | 478.00 | 0.00 |
| TOTAL STATES | | 715747.00 | 20923239.00 | 21638986.00 | 2.81 | 1876824.00 | 25232816.00 | 27109640.00 | 2.93 | 1978461.00 | 28439643.00 | 30418104.00 | 2.95 |
| 30 | A. & N. ISLANDS | ... | ... | ... | ... | ... | ... | ... | ... | ... | ... | ... | ... |
| 31 | CHANDIGARH | 900.00 | 16353.00 | 17253.00 | 1.94 | 800.00 | 18400.00 | 19200.00 | 1.83 | 200.00 | 18997.00 | 19197.00 | 1.60 |
| 32 | DADRA & NAGAR HAVELI | 91644.00 | 53130.00 | 144774.00 | 85.49 | 93198.00 | 56100.00 | 149298.00 | 52.29 | 142270.00 | 64385.00 | 206655.00 | 46.32 |
| 33 | DAMAN & DIU | ... | ... | ... | ... | ... | ... | ... | ... | ... | ... | ... | ... |
| 34 | DELHI | 6789.00 | 140809.00 | 147598.00 | 1.06 | 16000.00 | 160035.00 | 176035.00 | 1.13 | 15900.00 | 183497.00 | 199397.00 | 1.16 |
| 35 | LAKSHADWEEP | ... | ... | ... | ... | ... | ... | ... | ... | ... | ... | ... | ... |
| 36 | PUDUCHERRY | 6298.00 | 49094.00 | 55392.00 | 3.30 | 7799.00 | 58720.00 | 66519.00 | 3.61 | 9744.00 | 69030.00 | 78774.00 | 3.97 |
| TOTAL U.T. | | 105631.00 | 259386.00 | 365017.00 | 2.02 | 117797.00 | 293255.00 | 411052.00 | 2.02 | 168114.00 | 335909.00 | 504023.00 | 2.23 |
| TOTAL (STATE & UTs) | | 821378.00 | 21182625.00 | 22004003.00 | 2.79 | 1994621.00 | 25526071.00 | 27520692.00 | 2.91 | 2146575.00 | 28775552.00 | 30922127.00 | 2.93 |

..NICNET..

STATEMENT NO. (10) : PLAN & NON-PLAN BUDGETED EXPENDITURE ON SECONDARY EDUCATION (Sub-head wise)

ACCOUNT: REVENUE ACCOUNT
PROGRAM: GOVERNMENT SECONDARY SCHOOLS

(RUPEES IN THOUSANDS)

| SL. NO. | STATE/UNION TERRITORY | 2012-13 (ACTUALS) | | | | 2013-14 (R. E.) | | | | 2014-15 (B. E.) | | | |
|---------------------|-----------------------|-------------------|--------------|--------------|----------------------------------|-----------------|--------------|--------------|----------------------------------|-----------------|--------------|--------------|----------------------------------|
| | | PLAN | NON-PLAN | TOTAL | % AGE TO TOTAL EXP. ON SEC. EDN. | PLAN | NON-PLAN | TOTAL | % AGE TO TOTAL EXP. ON SEC. EDN. | PLAN | NON-PLAN | TOTAL | % AGE TO TOTAL EXP. ON SEC. EDN. |
| 1 | ANDHRA PRADESH | 4105840.00 | 5282673.00 | 9388513.00 | 15.36 | 3975117.00 | 6436839.00 | 10411956.00 | 14.56 | 100000.00 | 5360793.00 | 5460793.00 | 10.27 |
| 2 | ARUNACHAL PRADESH | 150877.00 | 1120190.00 | 1271067.00 | 77.18 | 173745.00 | 1328100.00 | 1501845.00 | 95.70 | 173745.00 | 1403958.00 | 1577703.00 | 82.05 |
| 3 | ASSAM | 1017073.00 | 500190.00 | 1517263.00 | 7.65 | 24740.00 | 723879.00 | 748619.00 | 2.67 | 22217.00 | 787452.00 | 809669.00 | 2.25 |
| 4 | BIHAR | 1341895.00 | 8455431.00 | 9797326.00 | 55.63 | 1083400.00 | 10142893.00 | 11226293.00 | 42.30 | 5289500.00 | 10572894.00 | 15862394.00 | 44.59 |
| 5 | CHHATTISGARH | 4697249.00 | 1237469.00 | 5934718.00 | 52.68 | 8126207.00 | 7253510.00 | 15379717.00 | 62.77 | 10070548.00 | 9949160.00 | 20019708.00 | 69.72 |
| 6 | GOA | 7488.00 | 509257.00 | 516745.00 | 10.30 | 9705.00 | 541971.00 | 551676.00 | 10.21 | 14700.00 | 564621.00 | 579321.00 | 9.83 |
| 7 | GUJARAT | 244335.00 | 928021.00 | 1172356.00 | 3.37 | 386295.00 | 966366.00 | 1352661.00 | 3.54 | 821740.00 | 1021454.00 | 1843194.00 | 4.55 |
| 8 | HARYANA | 1426275.00 | 8911613.00 | 10337888.00 | 74.60 | 3789130.00 | 9580600.00 | 13369730.00 | 68.89 | 7346785.00 | 11775000.00 | 19121785.00 | 76.18 |
| 9 | HIMACHAL PRADESH | 199360.00 | 9313982.00 | 9513342.00 | 88.14 | 379047.00 | 10619810.00 | 10998857.00 | 87.86 | 556200.00 | 11715759.00 | 12271959.00 | 89.81 |
| 10 | JAMMU & KASHMIR | 0.00 | 0.00 | 0.00 | 0.00 | 727000.00 | 0.00 | 727000.00 | 4.94 | 1110000.00 | 0.00 | 1110000.00 | 6.58 |
| 11 | JHARKHAND | 479985.00 | 2825172.00 | 3305157.00 | 70.31 | 819000.00 | 4344069.00 | 5163069.00 | 75.15 | 904463.00 | 4897990.00 | 5802453.00 | 74.30 |
| 12 | KARNATAKA | 3319601.00 | 3216363.00 | 6535964.00 | 15.42 | 4642974.00 | 6395927.00 | 11038901.00 | 21.10 | 8188110.00 | 5126063.00 | 13314173.00 | 22.22 |
| 13 | KERALA | 258150.00 | 13149054.00 | 13407204.00 | 34.35 | 379000.00 | 15065714.00 | 15444714.00 | 36.03 | 1913625.00 | 18846106.00 | 20759731.00 | 39.71 |
| 14 | MADHYA PRADESH | 485786.00 | 12940508.00 | 13426294.00 | 58.42 | 977508.00 | 15406412.00 | 16383920.00 | 56.87 | 1292489.00 | 19627574.00 | 20920063.00 | 55.53 |
| 15 | MAHARASHTRA | 343.00 | 148250.00 | 148593.00 | 0.12 | 1190.00 | 164720.00 | 165910.00 | 0.12 | 7350.00 | 172225.00 | 179575.00 | 0.11 |
| 16 | MANIPUR | 0.00 | 1894288.00 | 1894288.00 | 87.02 | 0.00 | 1795777.00 | 1795777.00 | 84.91 | 0.00 | 1885532.00 | 1885532.00 | 88.56 |
| 17 | MEGHALAYA | 90146.00 | 304324.00 | 394470.00 | 19.40 | 110995.00 | 341800.00 | 452795.00 | 18.99 | 110995.00 | 389202.00 | 500197.00 | 18.43 |
| 18 | MIZORAM | 335217.00 | 843433.00 | 1178650.00 | 68.98 | 324220.00 | 1049540.00 | 1373760.00 | 67.92 | 250040.00 | 967860.00 | 1217900.00 | 68.53 |
| 19 | NAGALAND | 3500.00 | 1099354.00 | 1102854.00 | 39.92 | 5500.00 | 1233944.00 | 1239444.00 | 34.45 | 5500.00 | 1535350.00 | 1540850.00 | 34.90 |
| 20 | ORISSA | 10964724.00 | 0.00 | 10964724.00 | 61.16 | 13858598.00 | 0.00 | 13858598.00 | 61.59 | 16258333.00 | 0.00 | 16258333.00 | 55.11 |
| 21 | PUNJAB | 1426958.00 | 32944507.00 | 34371465.00 | 87.48 | 3406912.00 | 36199638.00 | 39606550.00 | 88.21 | 2595028.00 | 37299265.00 | 39894293.00 | 90.85 |
| 22 | RAJASTHAN | 1526534.00 | 34345989.00 | 35872523.00 | 89.29 | 4983288.00 | 44874259.00 | 49857547.00 | 85.77 | 9225671.00 | 49971685.00 | 59197356.00 | 86.16 |
| 23 | SIKKIM | 10155.00 | 0.00 | 10155.00 | 0.43 | 4500.00 | 0.00 | 4500.00 | 0.17 | 189055.00 | 0.00 | 189055.00 | 5.78 |
| 24 | TAMIL NADU | 6095927.00 | 38843525.00 | 44939452.00 | 66.24 | 8858370.00 | 40732569.00 | 49590939.00 | 65.98 | 9826734.00 | 51206693.00 | 61033427.00 | 70.02 |
| 25 | TRIPURA | 8733.00 | 0.00 | 8733.00 | 0.19 | 104881.00 | 0.00 | 104881.00 | 1.83 | 256380.00 | 0.00 | 256380.00 | 4.07 |
| 26 | UTTARAKHAND | 519115.00 | 13117027.00 | 13636142.00 | 81.13 | 557985.00 | 15035771.00 | 15593756.00 | 77.56 | 836029.00 | 16874656.00 | 17710685.00 | 77.27 |
| 27 | UTTAR PRADESH | 77951.00 | 5387676.00 | 5465627.00 | 7.41 | 42628.00 | 5863172.00 | 5905800.00 | 6.56 | 1104206.00 | 6971190.00 | 8075396.00 | 12.59 |
| 28 | WEST BENGAL | 218.00 | 682660.00 | 682878.00 | 0.89 | 430000.00 | 764977.00 | 1194977.00 | 1.44 | 430000.00 | 917993.00 | 1347993.00 | 1.34 |
| 29 | TELANGANA | 0.00 | 0.00 | 0.00 | 0.00 | 0.00 | 0.00 | 0.00 | 0.00 | 1913.00 | 3065428.00 | 3067341.00 | 13.61 |
| TOTAL STATES | | 38793435.00 | 198000956.00 | 236794391.00 | 30.72 | 58181935.00 | 236862257.00 | 295044192.00 | 31.93 | 78901356.00 | 272905903.00 | 351807259.00 | 34.09 |
| 30 | A. & N. ISLANDS | 339648.00 | 569157.00 | 908805.00 | 84.79 | 419783.00 | 553729.00 | 973512.00 | 80.15 | 444400.00 | 656869.00 | 1101269.00 | 78.60 |
| 31 | CHANDIGARH | 61769.00 | 710183.00 | 771952.00 | 86.97 | 116400.00 | 809057.00 | 925457.00 | 88.29 | 232000.00 | 833616.00 | 1065616.00 | 89.09 |
| 32 | DADRA & NAGAR HAVELI | 19507.00 | 1243.00 | 20750.00 | 12.25 | 104720.00 | 1400.00 | 106120.00 | 37.17 | 203600.00 | 900.00 | 204500.00 | 45.84 |
| 33 | DAMAN & DIU | 53130.00 | 97478.00 | 150608.00 | 51.36 | 65600.00 | 99400.00 | 165000.00 | 50.26 | 69200.00 | 101900.00 | 171100.00 | 44.01 |
| 34 | DELHI | 0.00 | 9242622.00 | 9242622.00 | 66.07 | 0.00 | 9732900.00 | 9732900.00 | 62.24 | 0.00 | 10524535.00 | 10524535.00 | 61.12 |
| 35 | LAKSHADWEEP | 0.00 | 2793.00 | 2793.00 | 21.19 | 0.00 | 3000.00 | 3000.00 | 38.96 | 0.00 | 1800.00 | 1800.00 | 26.47 |
| 36 | PUDUCHERRY | 482725.00 | 778498.00 | 1261223.00 | 75.04 | 526416.00 | 870520.00 | 1396936.00 | 75.74 | 551452.00 | 924710.00 | 1476162.00 | 74.37 |
| TOTAL U. T. | | 956779.00 | 11401974.00 | 12358753.00 | 68.26 | 1232919.00 | 12070006.00 | 13302925.00 | 65.31 | 1500652.00 | 13044330.00 | 14544982.00 | 64.23 |
| TOTAL (STATE & UTs) | | 39750214.00 | 209402930.00 | 249153144.00 | 31.58 | 59414854.00 | 248932263.00 | 308347117.00 | 32.65 | 80402008.00 | 285950233.00 | 366352241.00 | 34.74 |

.. NICNET ..

STATEMENT NO. (10) : PLAN & NON-PLAN BUDGETED EXPENDITURE ON SECONDARY EDUCATION (Sub-head wise)

ACCOUNT: REVENUE ACCOUNT

PROGRAM: ASSISTANCE TO NON-GOVT. SECONDARY SCHOOLS

(RUPEES IN THOUSANDS)

| SL. NO. | STATE/UNION TERRITORY | 2012-13 (ACTUALS) | | | | 2013-14 (R.E.) | | | | 2014-15 (B.E.) | | | |
|---------------------|-----------------------|-------------------|--------------|--------------|----------------------------------|----------------|--------------|--------------|----------------------------------|----------------|--------------|--------------|----------------------------------|
| | | PLAN | NON-PLAN | TOTAL | % AGE TO TOTAL EXP. ON SEC. EDN. | PLAN | NON-PLAN | TOTAL | % AGE TO TOTAL EXP. ON SEC. EDN. | PLAN | NON-PLAN | TOTAL | % AGE TO TOTAL EXP. ON SEC. EDN. |
| 1 | ANDHRA PRADESH | 1146533.00 | 4072912.00 | 5219445.00 | 8.54 | 1937378.00 | 5188636.00 | 7126014.00 | 9.97 | 63400.00 | 3694841.00 | 3758241.00 | 7.07 |
| 2 | ARUNACHAL PRADESH | 37500.00 | 0.00 | 37500.00 | 2.28 | 9065.00 | 6596.00 | 15661.00 | 1.00 | 10000.00 | 0.00 | 10000.00 | 0.52 |
| 3 | ASSAM | 59532.00 | 16120465.00 | 16179997.00 | 81.57 | 1515125.00 | 22256559.00 | 23771684.00 | 84.93 | 1694382.00 | 29128222.00 | 30822604.00 | 85.59 |
| 4 | BIHAR | 0.00 | 401091.00 | 401091.00 | 2.28 | 0.00 | 3360000.00 | 3360000.00 | 12.66 | 1805600.00 | 3360000.00 | 5165600.00 | 14.52 |
| 5 | CHHATTISGARH | 278968.00 | 550817.00 | 829785.00 | 7.37 | 351050.00 | 590010.00 | 941060.00 | 3.84 | 107650.00 | 908910.00 | 1016560.00 | 3.54 |
| 6 | GOA | 2615.00 | 3621745.00 | 3624360.00 | 72.23 | 1289.00 | 3800000.00 | 3801289.00 | 70.36 | 5200.00 | 3870000.00 | 3875200.00 | 65.73 |
| 7 | GUJARAT | 566828.00 | 30803533.00 | 31370361.00 | 90.28 | 739176.00 | 33403562.00 | 34142738.00 | 89.35 | 1794320.00 | 33949652.00 | 35743972.00 | 88.33 |
| 8 | HARYANA | 0.00 | 1131227.00 | 1131227.00 | 8.16 | 0.00 | 1042000.00 | 1042000.00 | 5.37 | 0.00 | 1075500.00 | 1075500.00 | 4.28 |
| 9 | HIMACHAL PRADESH | 0.00 | 37869.00 | 37869.00 | 0.35 | 0.00 | 10000.00 | 10000.00 | 0.08 | 0.00 | 10000.00 | 10000.00 | 0.07 |
| 10 | JAMMU & KASHMIR | 0.00 | 7910.00 | 7910.00 | 0.07 | 0.00 | 10000.00 | 10000.00 | 0.07 | 0.00 | 10000.00 | 10000.00 | 0.06 |
| 11 | JHARKHAND | 5000.00 | 785000.00 | 790000.00 | 16.81 | 800.00 | 835000.00 | 835800.00 | 12.17 | 800.00 | 959931.00 | 960731.00 | 12.30 |
| 12 | KARNATAKA | 330357.00 | 3254971.00 | 3585328.00 | 8.46 | 575000.00 | 3958923.00 | 4533923.00 | 8.67 | 722500.00 | 4620668.00 | 5343168.00 | 8.92 |
| 13 | KERALA | 0.00 | 22674274.00 | 22674274.00 | 58.10 | 0.00 | 24042587.00 | 24042587.00 | 56.09 | 0.00 | 28006437.00 | 28006437.00 | 53.57 |
| 14 | MADHYA PRADESH | 0.00 | 705439.00 | 705439.00 | 3.07 | 0.00 | 850260.00 | 850260.00 | 2.95 | 0.00 | 1100520.00 | 1100520.00 | 2.92 |
| 15 | MAHARASHTRA | 4263749.00 | 114665955.00 | 118929704.00 | 94.38 | 3338080.00 | 126267312.00 | 129605392.00 | 93.71 | 2928981.00 | 144556872.00 | 147485853.00 | 93.87 |
| 16 | MANIPUR | 23074.00 | 49667.00 | 72741.00 | 3.34 | 30593.00 | 66237.00 | 96830.00 | 4.58 | 8400.00 | 66237.00 | 74637.00 | 3.51 |
| 17 | MEGHALAYA | 291191.00 | 1161574.00 | 1452765.00 | 71.43 | 237255.00 | 1112204.00 | 1349459.00 | 56.59 | 277255.00 | 1245693.00 | 1522948.00 | 56.11 |
| 18 | MIZORAM | 389951.00 | 2990.00 | 392941.00 | 23.00 | 460770.00 | 2830.00 | 463600.00 | 22.92 | 257302.00 | 3280.00 | 260582.00 | 14.66 |
| 19 | NAGALAND | 5000.00 | 5900.00 | 10900.00 | 0.36 | 0.00 | 5925.00 | 5925.00 | 0.16 | 0.00 | 5000.00 | 5000.00 | 0.11 |
| 20 | ORISSA | 997009.00 | 3304043.00 | 4301052.00 | 23.99 | 1561836.00 | 2683465.00 | 4245301.00 | 18.87 | 1925000.00 | 3017378.00 | 4942378.00 | 16.75 |
| 21 | PUNJAB | 0.00 | 2344947.00 | 2344947.00 | 5.97 | 0.00 | 2450000.00 | 2450000.00 | 5.46 | 0.00 | 1600000.00 | 1600000.00 | 3.64 |
| 22 | RAJASTHAN | 11007.00 | 36659.00 | 47666.00 | 0.12 | 20001.00 | 23000.00 | 43001.00 | 0.07 | 25001.00 | 13201.00 | 38202.00 | 0.06 |
| 23 | SIKKIM | 6000.00 | 0.00 | 6000.00 | 0.25 | 500.00 | 0.00 | 500.00 | 0.02 | 500.00 | 0.00 | 500.00 | 0.02 |
| 24 | TAMIL NADU | 1265638.00 | 18567842.00 | 19833480.00 | 29.24 | 2274564.00 | 18635465.00 | 20910029.00 | 27.82 | 2225809.00 | 19306733.00 | 21532542.00 | 24.70 |
| 25 | TRIPURA | 0.00 | 324524.00 | 324524.00 | 6.93 | 6814.00 | 379689.00 | 386503.00 | 6.74 | 500.00 | 418305.00 | 418805.00 | 6.64 |
| 26 | UTTARAKHAND | 45065.00 | 2225844.00 | 2270909.00 | 13.51 | 66280.00 | 2350000.00 | 2416280.00 | 12.02 | 53600.00 | 2700000.00 | 2753600.00 | 12.01 |
| 27 | UTTAR PRADESH | 1603005.00 | 44347756.00 | 45950761.00 | 62.30 | 2031867.00 | 45005500.00 | 47037367.00 | 52.24 | 2650500.00 | 50005500.00 | 52656000.00 | 82.06 |
| 28 | WEST BENGAL | 165660.00 | 74099434.00 | 74265094.00 | 96.89 | 1494950.00 | 75854220.00 | 77349170.00 | 92.92 | 6787333.00 | 83619076.00 | 90406409.00 | 90.15 |
| 29 | TELANGANA | 0.00 | 0.00 | 0.00 | 0.00 | 0.00 | 0.00 | 0.00 | 0.00 | 0.00 | 1566789.00 | 1566789.00 | 6.95 |
| TOTAL STATES | | 11493682.00 | 345303488.00 | 356797170.00 | 46.29 | 16652393.00 | 374189980.00 | 390842373.00 | 42.30 | 23344033.00 | 418818745.00 | 442162778.00 | 42.84 |
| 30 | A. & N. ISLANDS | 21953.00 | 29207.00 | 51160.00 | 4.77 | 25000.00 | 30000.00 | 55000.00 | 4.53 | 30000.00 | 32700.00 | 62700.00 | 4.48 |
| 31 | CHANDIGARH | 0.00 | 60000.00 | 60000.00 | 6.76 | 0.00 | 62000.00 | 62000.00 | 5.91 | 0.00 | 65453.00 | 65453.00 | 5.47 |
| 32 | DADRA & NAGAR HAVELI | 3751.00 | 0.00 | 3751.00 | 2.21 | 30000.00 | 0.00 | 30000.00 | 10.51 | 30000.00 | 0.00 | 30000.00 | 6.72 |
| 33 | DAMAN & DIU | 0.00 | 59559.00 | 59559.00 | 20.31 | 0.00 | 74000.00 | 74000.00 | 22.54 | 0.00 | 117600.00 | 117600.00 | 30.25 |
| 34 | DELHI | ... | ... | ... | ... | ... | ... | ... | ... | ... | ... | ... | ... |
| 35 | LAKSHADWEEP | ... | ... | ... | ... | ... | ... | ... | ... | ... | ... | ... | ... |
| 36 | PUDUCHERRY | 0.00 | 320262.00 | 320262.00 | 19.06 | 0.00 | 363930.00 | 363930.00 | 19.73 | 0.00 | 414620.00 | 414620.00 | 20.89 |
| TOTAL U.T. | | 25704.00 | 469028.00 | 494732.00 | 2.73 | 55000.00 | 529930.00 | 584930.00 | 2.87 | 60000.00 | 630373.00 | 690373.00 | 3.05 |
| TOTAL (STATE & UTs) | | 11519386.00 | 345772516.00 | 357291902.00 | 45.29 | 16707393.00 | 374719910.00 | 391427303.00 | 41.45 | 23404033.00 | 419449118.00 | 442853151.00 | 41.99 |

..NICNET..

STATEMENT NO. (10): PLAN & NON-PLAN BUDGETED EXPENDITURE ON SECONDARY EDUCATION (Sub-head wise)

ACCOUNT: REVENUE ACCOUNT

PROGRAM: ASSISTANCE TO LOCAL BODIES FOR SECONDARY EDUCATION

(RUPEES IN THOUSANDS)

| SL. NO. | STATE/UNION TERRITORY | 2012-13 (ACTUALS) | | | | 2013-14 (R.E.) | | | | 2014-15 (B.E.) | | | |
|---------------------|-----------------------|-------------------|-------------|-------------|----------------------------------|----------------|--------------|--------------|----------------------------------|----------------|--------------|--------------|----------------------------------|
| | | PLAN | NON-PLAN | TOTAL | % AGE TO TOTAL EXP. ON SEC. EDN. | PLAN | NON-PLAN | TOTAL | % AGE TO TOTAL EXP. ON SEC. EDN. | PLAN | NON-PLAN | TOTAL | % AGE TO TOTAL EXP. ON SEC. EDN. |
| 1 | ANDHRA PRADESH | 0.00 | 41979051.00 | 41979051.00 | 68.68 | 0.00 | 49139565.00 | 49139565.00 | 68.74 | 0.00 | 40888476.00 | 40888476.00 | 76.88 |
| 2 | ARUNACHAL PRADESH | ... | ... | ... | ... | ... | ... | ... | ... | ... | ... | ... | ... |
| 3 | ASSAM | ... | ... | ... | ... | ... | ... | ... | ... | ... | ... | ... | ... |
| 4 | BIHAR | 0.00 | 1557743.00 | 1557743.00 | 8.84 | 0.00 | 3096861.00 | 3096861.00 | 11.67 | 0.00 | 5962044.00 | 5962044.00 | 16.76 |
| 5 | CHHATTISGARH | 2681661.00 | 1053721.00 | 3735382.00 | 33.16 | 4550500.00 | 2320000.00 | 6870500.00 | 28.04 | 4505250.00 | 2000000.00 | 6505250.00 | 22.66 |
| 6 | GOA | ... | ... | ... | ... | ... | ... | ... | ... | ... | ... | ... | ... |
| 7 | GUJARAT | 0.00 | 1269905.00 | 1269905.00 | 3.65 | 0.00 | 1370000.00 | 1370000.00 | 3.59 | 0.00 | 1547155.00 | 1547155.00 | 3.82 |
| 8 | HARYANA | ... | ... | ... | ... | ... | ... | ... | ... | ... | ... | ... | ... |
| 9 | HIMACHAL PRADESH | ... | ... | ... | ... | ... | ... | ... | ... | ... | ... | ... | ... |
| 10 | JAMMU & KASHMIR | ... | ... | ... | ... | ... | ... | ... | ... | ... | ... | ... | ... |
| 11 | JHARKHAND | ... | ... | ... | ... | ... | ... | ... | ... | ... | ... | ... | ... |
| 12 | KARNATAKA | 4188251.00 | 25401973.00 | 29590224.00 | 69.83 | 5831165.00 | 27814215.00 | 33645380.00 | 64.31 | 7001051.00 | 31184000.00 | 38185051.00 | 63.72 |
| 13 | KERALA | ... | ... | ... | ... | ... | ... | ... | ... | ... | ... | ... | ... |
| 14 | MADHYA PRADESH | 0.00 | 8549781.00 | 8549781.00 | 37.20 | 0.00 | 11058600.00 | 11058600.00 | 38.39 | 0.00 | 14252600.00 | 14252600.00 | 37.83 |
| 15 | MAHARASHTRA | 0.00 | 5416710.00 | 5416710.00 | 4.30 | 0.00 | 6097816.00 | 6097816.00 | 4.41 | 0.00 | 6621405.00 | 6621405.00 | 4.21 |
| 16 | MANIPUR | 17172.00 | 0.00 | 17172.00 | 0.79 | 14465.00 | 270.00 | 14735.00 | 0.70 | 6000.00 | 270.00 | 6270.00 | 0.29 |
| 17 | MEGHALAYA | ... | ... | ... | ... | ... | ... | ... | ... | ... | ... | ... | ... |
| 18 | MIZORAM | ... | ... | ... | ... | ... | ... | ... | ... | ... | ... | ... | ... |
| 19 | NAGALAND | ... | ... | ... | ... | ... | ... | ... | ... | ... | ... | ... | ... |
| 20 | ORISSA | ... | ... | ... | ... | ... | ... | ... | ... | ... | ... | ... | ... |
| 21 | PUNJAB | ... | ... | ... | ... | ... | ... | ... | ... | ... | ... | ... | ... |
| 22 | RAJASTHAN | ... | ... | ... | ... | ... | ... | ... | ... | ... | ... | ... | ... |
| 23 | SIKKIM | ... | ... | ... | ... | ... | ... | ... | ... | ... | ... | ... | ... |
| 24 | TAMIL NADU | ... | ... | ... | ... | ... | ... | ... | ... | ... | ... | ... | ... |
| 25 | TRIPURA | 0.00 | 26302.00 | 26302.00 | 0.56 | 0.00 | 38702.00 | 38702.00 | 0.68 | 0.00 | 42506.00 | 42506.00 | 0.67 |
| 26 | UTTARAKHAND | ... | ... | ... | ... | ... | ... | ... | ... | ... | ... | ... | ... |
| 27 | UTTAR PRADESH | ... | ... | ... | ... | ... | ... | ... | ... | ... | ... | ... | ... |
| 28 | WEST BENGAL | ... | ... | ... | ... | ... | ... | ... | ... | ... | ... | ... | ... |
| 29 | TELANGANA | 0.00 | 0.00 | 0.00 | 0.00 | 0.00 | 0.00 | 0.00 | 0.00 | 0.00 | 17001380.00 | 17001380.00 | 75.45 |
| TOTAL STATES | | 6887084.00 | 85255186.00 | 92142270.00 | 11.95 | 10396130.00 | 100936029.00 | 111332159.00 | 12.05 | 11512301.00 | 119499836.00 | 131012137.00 | 12.69 |
| 30 | A. & N. ISLANDS | ... | ... | ... | ... | ... | ... | ... | ... | ... | ... | ... | ... |
| 31 | CHANDIGARH | ... | ... | ... | ... | ... | ... | ... | ... | ... | ... | ... | ... |
| 32 | DADRA & NAGAR HAVELI | ... | ... | ... | ... | ... | ... | ... | ... | ... | ... | ... | ... |
| 33 | DAMAN & DIU | ... | ... | ... | ... | ... | ... | ... | ... | ... | ... | ... | ... |
| 34 | DELHI | 0.00 | 3662641.00 | 3662641.00 | 26.18 | 0.00 | 4532370.00 | 4532370.00 | 28.98 | 0.00 | 5381449.00 | 5381449.00 | 31.25 |
| 35 | LAKSHADWEEP | ... | ... | ... | ... | ... | ... | ... | ... | ... | ... | ... | ... |
| 36 | PUDUCHERRY | ... | ... | ... | ... | ... | ... | ... | ... | ... | ... | ... | ... |
| TOTAL U.T. | | 0.00 | 3662641.00 | 3662641.00 | 20.23 | 0.00 | 4532370.00 | 4532370.00 | 22.25 | 0.00 | 5381449.00 | 5381449.00 | 23.77 |
| TOTAL (STATE & UTs) | | 6887084.00 | 88917827.00 | 95804911.00 | 12.14 | 10396130.00 | 105468399.00 | 115864529.00 | 12.27 | 11512301.00 | 124881285.00 | 136393586.00 | 12.93 |

..NICNET..

STATEMENT NO. (10) : PLAN & NON-PLAN BUDGETED EXPENDITURE ON SECONDARY EDUCATION (Sub-head wise)

ACCOUNT: REVENUE ACCOUNT
PROGRAM: SCHOLARSHIPS

(RUPEES IN THOUSANDS)

| SL. NO. | STATE/UNION TERRITORY | 2012-13 (ACTUALS) | | | | 2013-14 (R.E.) | | | | 2014-15 (B.E.) | | | |
|---------------------|-----------------------|-------------------|-----------|------------|----------------------------------|----------------|-----------|-------------|----------------------------------|----------------|-----------|-------------|----------------------------------|
| | | PLAN | NON-PLAN | TOTAL | % AGE TO TOTAL EXP. ON SEC. EDN. | PLAN | NON-PLAN | TOTAL | % AGE TO TOTAL EXP. ON SEC. EDN. | PLAN | NON-PLAN | TOTAL | % AGE TO TOTAL EXP. ON SEC. EDN. |
| 1 | ANDHRA PRADESH | 0.00 | 0.00 | 0.00 | 0.00 | 0.00 | 8100.00 | 8100.00 | 0.01 | 0.00 | 1000.00 | 1000.00 | 0.00 |
| 2 | ARUNACHAL PRADESH | 120250.00 | 0.00 | 120250.00 | 7.30 | 0.00 | 0.00 | 0.00 | 0.00 | 0.00 | 0.00 | 0.00 | 0.00 |
| 3 | ASSAM | 0.00 | 2656.00 | 2656.00 | 0.01 | 2635.00 | 3208.00 | 5843.00 | 0.02 | 2200.00 | 3211.00 | 5411.00 | 0.02 |
| 4 | BIHAR | 4415665.00 | 0.00 | 4415665.00 | 25.07 | 7525000.00 | 0.00 | 7525000.00 | 28.36 | 7152500.00 | 0.00 | 7152500.00 | 20.11 |
| 5 | CHHATTISGARH | 0.00 | 0.00 | 0.00 | 0.00 | 22500.00 | 0.00 | 22500.00 | 0.09 | 0.00 | 0.00 | 0.00 | 0.00 |
| 6 | GOA | 0.00 | 2674.00 | 2674.00 | 0.05 | 0.00 | 4000.00 | 4000.00 | 0.07 | 0.00 | 7000.00 | 7000.00 | 0.12 |
| 7 | GUJARAT | ... | ... | ... | ... | ... | ... | ... | ... | ... | ... | ... | ... |
| 8 | HARYANA | 425971.00 | 1283.00 | 427254.00 | 3.08 | 679810.00 | 2000.00 | 681810.00 | 3.51 | 689717.00 | 2200.00 | 691917.00 | 2.76 |
| 9 | HIMACHAL PRADESH | ... | ... | ... | ... | ... | ... | ... | ... | ... | ... | ... | ... |
| 10 | JAMMU & KASHMIR | 0.00 | 41126.00 | 41126.00 | 0.35 | 0.00 | 53003.00 | 53003.00 | 0.36 | 0.00 | 51312.00 | 51312.00 | 0.30 |
| 11 | JHARKHAND | 5857.00 | 0.00 | 5857.00 | 0.12 | 11700.00 | 0.00 | 11700.00 | 0.17 | 13150.00 | 0.00 | 13150.00 | 0.17 |
| 12 | KARNATAKA | 1665825.00 | 98972.00 | 1764797.00 | 4.16 | 1911200.00 | 96500.00 | 2007700.00 | 3.84 | 1937270.00 | 114501.00 | 2051771.00 | 3.42 |
| 13 | KERALA | 934983.00 | 10249.00 | 945232.00 | 2.42 | 1025000.00 | 11000.00 | 1036000.00 | 2.42 | 954700.00 | 12000.00 | 966700.00 | 1.85 |
| 14 | MADHYA PRADESH | ... | ... | ... | ... | ... | ... | ... | ... | ... | ... | ... | ... |
| 15 | MAHARASHTRA | 0.00 | 107616.00 | 107616.00 | 0.09 | 0.00 | 137548.00 | 137548.00 | 0.10 | 0.00 | 116839.00 | 116839.00 | 0.07 |
| 16 | MANIPUR | 0.00 | 5400.00 | 5400.00 | 0.25 | 0.00 | 9024.00 | 9024.00 | 0.43 | 0.00 | 9024.00 | 9024.00 | 0.42 |
| 17 | MEGHALAYA | 0.00 | 9210.00 | 9210.00 | 0.45 | 15350.00 | 2665.00 | 18015.00 | 0.76 | 17251.00 | 2773.00 | 20024.00 | 0.74 |
| 18 | MIZORAM | 0.00 | 0.00 | 0.00 | 0.00 | 0.00 | 400.00 | 400.00 | 0.02 | 0.00 | 0.00 | 0.00 | 0.00 |
| 19 | NAGALAND | 0.00 | 8491.00 | 8491.00 | 0.31 | 0.00 | 8500.00 | 8500.00 | 0.24 | 0.00 | 4306.00 | 4306.00 | 0.10 |
| 20 | ORISSA | 0.00 | 3737.00 | 3737.00 | 0.02 | 0.00 | 3862.00 | 3862.00 | 0.02 | 0.00 | 3860.00 | 3860.00 | 0.01 |
| 21 | PUNJAB | 0.00 | 7403.00 | 7403.00 | 0.02 | 30000.00 | 9315.00 | 39315.00 | 0.09 | 68000.00 | 9265.00 | 77265.00 | 0.18 |
| 22 | RAJASTHAN | 412859.00 | 321509.00 | 734368.00 | 1.83 | 684636.00 | 400328.00 | 1084964.00 | 1.87 | 625515.00 | 454500.00 | 1080015.00 | 1.57 |
| 23 | SIKKIM | 5000.00 | 0.00 | 5000.00 | 0.21 | 4000.00 | 0.00 | 4000.00 | 0.15 | 4000.00 | 0.00 | 4000.00 | 0.12 |
| 24 | TAMIL NADU | 0.00 | 15329.00 | 15329.00 | 0.02 | 0.00 | 17834.00 | 17834.00 | 0.02 | 0.00 | 17834.00 | 17834.00 | 0.02 |
| 25 | TRIPURA | 32468.00 | 9832.00 | 42300.00 | 0.90 | 26159.00 | 25000.00 | 51159.00 | 0.89 | 26372.00 | 25000.00 | 51372.00 | 0.81 |
| 26 | UTTARAKHAND | 68.00 | 2144.00 | 2212.00 | 0.01 | 300.00 | 3283.00 | 3583.00 | 0.02 | 200.00 | 3616.00 | 3816.00 | 0.02 |
| 27 | UTTAR PRADESH | 0.00 | 2198.00 | 2198.00 | 0.00 | 0.00 | 5139.00 | 5139.00 | 0.01 | 0.00 | 5139.00 | 5139.00 | 0.01 |
| 28 | WEST BENGAL | 0.00 | 15.00 | 15.00 | 0.00 | 91020.00 | 2911.00 | 93931.00 | 0.11 | 120000.00 | 3209.00 | 123209.00 | 0.12 |
| 29 | TELANGANA | 0.00 | 0.00 | 0.00 | 0.00 | 0.00 | 0.00 | 0.00 | 0.00 | 0.00 | 1202.00 | 1202.00 | 0.01 |
| TOTAL STATES | | 8018946.00 | 649844.00 | 8668790.00 | 1.12 | 12029310.00 | 803620.00 | 12832930.00 | 1.39 | 11610875.00 | 847791.00 | 12458666.00 | 1.21 |
| 30 | A. & N. ISLANDS | 14154.00 | 1911.00 | 16065.00 | 1.50 | 13000.00 | 1200.00 | 14200.00 | 1.17 | 13000.00 | 1200.00 | 14200.00 | 1.01 |
| 31 | CHANDIGARH | 0.00 | 170.00 | 170.00 | 0.02 | 0.00 | 274.00 | 274.00 | 0.03 | 0.00 | 289.00 | 289.00 | 0.02 |
| 32 | DADRA & NAGAR HAVELI | ... | ... | ... | ... | ... | ... | ... | ... | ... | ... | ... | ... |
| 33 | DAMAN & DIU | ... | ... | ... | ... | ... | ... | ... | ... | ... | ... | ... | ... |
| 34 | DELHI | ... | ... | ... | ... | ... | ... | ... | ... | ... | ... | ... | ... |
| 35 | LAKSHADWEEP | ... | ... | ... | ... | ... | ... | ... | ... | ... | ... | ... | ... |
| 36 | PUDUCHERRY | 8429.00 | 927.00 | 9356.00 | 0.56 | 0.00 | 6110.00 | 6110.00 | 0.33 | 0.00 | 2360.00 | 2360.00 | 0.12 |
| TOTAL U.T. | | 22583.00 | 3008.00 | 25591.00 | 0.14 | 13000.00 | 7584.00 | 20584.00 | 0.10 | 13000.00 | 3849.00 | 16849.00 | 0.07 |
| TOTAL (STATE & UTs) | | 8041529.00 | 652852.00 | 8694381.00 | 1.10 | 12042310.00 | 811204.00 | 12853514.00 | 1.36 | 11623875.00 | 851640.00 | 12475515.00 | 1.18 |

.. NICNET ..

STATEMENT NO. (10) : PLAN & NON-PLAN BUDGETED EXPENDITURE ON SECONDARY EDUCATION (Sub-head wise)

ACCOUNT: REVENUE ACCOUNT
PROGRAM: TEACHER'S TRAINING

(RUPEES IN THOUSANDS)

| SL. NO. | STATE/UNION TERRITORY | 2012-13 (ACTUALS) | | | | 2013-14 (R.E.) | | | | 2014-15 (B.E.) | | | |
|---------------------|-----------------------|-------------------|------------|------------|----------------------------------|----------------|------------|------------|----------------------------------|----------------|------------|------------|----------------------------------|
| | | PLAN | NON-PLAN | TOTAL | % AGE TO TOTAL EXP. ON SEC. EDN. | PLAN | NON-PLAN | TOTAL | % AGE TO TOTAL EXP. ON SEC. EDN. | PLAN | NON-PLAN | TOTAL | % AGE TO TOTAL EXP. ON SEC. EDN. |
| 1 | ANDHRA PRADESH | 0.00 | 179215.00 | 179215.00 | 0.29 | 0.00 | 251780.00 | 251780.00 | 0.35 | 0.00 | 195065.00 | 195065.00 | 0.37 |
| 2 | ARUNACHAL PRADESH | 39386.00 | 0.00 | 39386.00 | 2.39 | 0.00 | 0.00 | 0.00 | 0.00 | 255769.00 | 0.00 | 255769.00 | 13.30 |
| 3 | ASSAM | 0.00 | 1549.00 | 1549.00 | 0.01 | 0.00 | 2736.00 | 2736.00 | 0.01 | 0.00 | 2476.00 | 2476.00 | 0.01 |
| 4 | BIHAR | ... | ... | ... | ... | ... | ... | ... | ... | ... | ... | ... | ... |
| 5 | CHHATTISGARH | 34309.00 | 71706.00 | 106015.00 | 0.94 | 60032.00 | 89740.00 | 149772.00 | 0.61 | 63320.00 | 91310.00 | 154630.00 | 0.54 |
| 6 | GOA | ... | ... | ... | ... | ... | ... | ... | ... | ... | ... | ... | ... |
| 7 | GUJARAT | 0.00 | 19051.00 | 19051.00 | 0.05 | 0.00 | 19176.00 | 19176.00 | 0.05 | 0.00 | 18590.00 | 18590.00 | 0.05 |
| 8 | HARYANA | 318949.00 | 17293.00 | 336242.00 | 2.43 | 629647.00 | 22700.00 | 652347.00 | 3.36 | 690109.00 | 29230.00 | 719339.00 | 2.87 |
| 9 | HIMACHAL PRADESH | 0.00 | 0.00 | 0.00 | 0.00 | 2700.00 | 0.00 | 2700.00 | 0.02 | 8500.00 | 0.00 | 8500.00 | 0.06 |
| 10 | JAMMU & KASHMIR | ... | ... | ... | ... | ... | ... | ... | ... | ... | ... | ... | ... |
| 11 | JHARKHAND | 555.00 | 0.00 | 555.00 | 0.01 | 1700.00 | 0.00 | 1700.00 | 0.02 | 1700.00 | 0.00 | 1700.00 | 0.02 |
| 12 | KARNATAKA | 66170.00 | 2018.00 | 68188.00 | 0.16 | 80000.00 | 4000.00 | 84000.00 | 0.16 | 58882.00 | 2182.00 | 61064.00 | 0.10 |
| 13 | KERALA | 0.00 | 0.00 | 0.00 | 0.00 | 30000.00 | 0.00 | 30000.00 | 0.07 | 50000.00 | 0.00 | 50000.00 | 0.10 |
| 14 | MADHYA PRADESH | 5250.00 | 91897.00 | 97147.00 | 0.42 | 11000.00 | 123003.00 | 134003.00 | 0.47 | 6000.00 | 155841.00 | 161841.00 | 0.43 |
| 15 | MAHARASHTRA | 3188.00 | 513619.00 | 516807.00 | 0.41 | 3040.00 | 762477.00 | 765517.00 | 0.55 | 2114.00 | 631176.00 | 633290.00 | 0.40 |
| 16 | MANIPUR | 0.00 | 5435.00 | 5435.00 | 0.25 | 0.00 | 7546.00 | 7546.00 | 0.36 | 0.00 | 7920.00 | 7920.00 | 0.37 |
| 17 | MEGHALAYA | 7164.00 | 6220.00 | 13384.00 | 0.66 | 5000.00 | 8775.00 | 13775.00 | 0.58 | 5000.00 | 9280.00 | 14280.00 | 0.53 |
| 18 | MIZORAM | 18093.00 | 11089.00 | 29182.00 | 1.71 | 18550.00 | 15330.00 | 33880.00 | 1.68 | 163250.00 | 17755.00 | 181005.00 | 10.18 |
| 19 | NAGALAND | 7300.00 | 44013.00 | 51313.00 | 1.86 | 7100.00 | 49243.00 | 56343.00 | 1.57 | 7100.00 | 54877.00 | 61977.00 | 1.40 |
| 20 | ORISSA | 0.00 | 234283.00 | 234283.00 | 1.31 | 0.00 | 289416.00 | 289416.00 | 1.29 | 0.00 | 302299.00 | 302299.00 | 1.02 |
| 21 | PUNJAB | 0.00 | 2341.00 | 2341.00 | 0.01 | 165000.00 | 6610.00 | 171610.00 | 0.38 | 103500.00 | 7020.00 | 110520.00 | 0.25 |
| 22 | RAJASTHAN | ... | ... | ... | ... | ... | ... | ... | ... | ... | ... | ... | ... |
| 23 | SIKKIM | 217463.00 | 1953969.00 | 2171432.00 | 91.17 | 655156.00 | 1731984.00 | 2387140.00 | 92.20 | 710557.00 | 2160698.00 | 2871255.00 | 87.76 |
| 24 | TAMIL NADU | 0.00 | 53195.00 | 53195.00 | 0.08 | 0.00 | 84238.00 | 84238.00 | 0.11 | 0.00 | 67756.00 | 67756.00 | 0.08 |
| 25 | TRIPURA | 0.00 | 11509.00 | 11509.00 | 0.25 | 630.00 | 22430.00 | 23060.00 | 0.40 | 850.00 | 24910.00 | 25760.00 | 0.41 |
| 26 | UTTARAKHAND | ... | ... | ... | ... | ... | ... | ... | ... | ... | ... | ... | ... |
| 27 | UTTAR PRADESH | 0.00 | 681.00 | 681.00 | 0.00 | 0.00 | 137.00 | 137.00 | 0.00 | 0.00 | 137.00 | 137.00 | 0.00 |
| 28 | WEST BENGAL | 0.00 | 9059.00 | 9059.00 | 0.01 | 0.00 | 74345.00 | 74345.00 | 0.09 | 0.00 | 104429.00 | 104429.00 | 0.10 |
| 29 | TELANGANA | 0.00 | 0.00 | 0.00 | 0.00 | 0.00 | 0.00 | 0.00 | 0.00 | 0.00 | 57596.00 | 57596.00 | 0.26 |
| TOTAL STATES | | 717827.00 | 3228142.00 | 3945969.00 | 0.51 | 1669555.00 | 3565666.00 | 5235221.00 | 0.57 | 2126651.00 | 3940547.00 | 6067198.00 | 0.59 |
| 30 | A. & N. ISLANDS | ... | ... | ... | ... | ... | ... | ... | ... | ... | ... | ... | ... |
| 31 | CHANDIGARH | 0.00 | 0.00 | 0.00 | 0.00 | 0.00 | 50.00 | 50.00 | 0.00 | 0.00 | 53.00 | 53.00 | 0.00 |
| 32 | DADRA & NAGAR HAVELI | 73.00 | 0.00 | 73.00 | 0.04 | 100.00 | 0.00 | 100.00 | 0.04 | 5000.00 | 0.00 | 5000.00 | 1.12 |
| 33 | DAMAN & DIU | ... | ... | ... | ... | ... | ... | ... | ... | ... | ... | ... | ... |
| 34 | DELHI | 39675.00 | 0.00 | 39675.00 | 0.28 | 65000.00 | 0.00 | 65000.00 | 0.42 | 75000.00 | 0.00 | 75000.00 | 0.44 |
| 35 | LAKSHADWEEP | ... | ... | ... | ... | ... | ... | ... | ... | ... | ... | ... | ... |
| 36 | PUDUCHERRY | 13083.00 | 0.00 | 13083.00 | 0.78 | 7859.00 | 0.00 | 7859.00 | 0.43 | 8823.00 | 0.00 | 8823.00 | 0.44 |
| TOTAL U.T. | | 52831.00 | 0.00 | 52831.00 | 0.29 | 72959.00 | 50.00 | 73009.00 | 0.36 | 88823.00 | 53.00 | 88876.00 | 0.39 |
| TOTAL (STATE & UTs) | | 770658.00 | 3228142.00 | 3998800.00 | 0.51 | 1742514.00 | 3565716.00 | 5308230.00 | 0.56 | 2215474.00 | 3940600.00 | 6156074.00 | 0.58 |

..NICNET..

STATEMENT NO. (10) : PLAN & NON-PLAN BUDGETED EXPENDITURE ON SECONDARY EDUCATION (Sub-head wise)

ACCOUNT: REVENUE ACCOUNT
PROGRAM: TEXTS BOOKS

(RUPEES IN THOUSANDS)

| SL. NO. | STATE/UNION TERRITORY | 2012-13 (ACTUALS) | | | | 2013-14 (R.E.) | | | | 2014-15 (B.E.) | | | |
|---------------------|-----------------------|-------------------|------------|------------|----------------------------------|----------------|------------|------------|----------------------------------|----------------|------------|------------|----------------------------------|
| | | PLAN | NON-PLAN | TOTAL | % AGE TO TOTAL EXP. ON SEC. EDN. | PLAN | NON-PLAN | TOTAL | % AGE TO TOTAL EXP. ON SEC. EDN. | PLAN | NON-PLAN | TOTAL | % AGE TO TOTAL EXP. ON SEC. EDN. |
| 1 | ANDHRA PRADESH | 0.00 | 1513206.00 | 1513206.00 | 2.48 | 0.00 | 1033141.00 | 1033141.00 | 1.45 | 0.00 | 1162069.00 | 1162069.00 | 2.18 |
| 2 | ARUNACHAL PRADESH | 60000.00 | 0.00 | 60000.00 | 3.64 | 0.00 | 0.00 | 0.00 | 0.00 | 0.00 | 0.00 | 0.00 | 0.00 |
| 3 | ASSAM | ... | ... | ... | ... | ... | ... | ... | ... | ... | ... | ... | ... |
| 4 | BIHAR | ... | ... | ... | ... | ... | ... | ... | ... | ... | ... | ... | ... |
| 5 | CHHATTISGARH | 264636.00 | 0.00 | 264636.00 | 2.35 | 349600.00 | 0.00 | 349600.00 | 1.43 | 415020.00 | 0.00 | 415020.00 | 1.45 |
| 6 | GOA | ... | ... | ... | ... | ... | ... | ... | ... | ... | ... | ... | ... |
| 7 | GUJARAT | 24000.00 | 0.00 | 24000.00 | 0.07 | 194271.00 | 0.00 | 194271.00 | 0.51 | 360000.00 | 0.00 | 360000.00 | 0.89 |
| 8 | HARYANA | ... | ... | ... | ... | ... | ... | ... | ... | ... | ... | ... | ... |
| 9 | HIMACHAL PRADESH | ... | ... | ... | ... | ... | ... | ... | ... | ... | ... | ... | ... |
| 10 | JAMMU & KASHMIR | ... | ... | ... | ... | ... | ... | ... | ... | ... | ... | ... | ... |
| 11 | JHARKHAND | 0.00 | 0.00 | 0.00 | 0.00 | 24500.00 | 0.00 | 24500.00 | 0.36 | 202927.00 | 0.00 | 202927.00 | 2.60 |
| 12 | KARNATAKA | ... | ... | ... | ... | ... | ... | ... | ... | ... | ... | ... | ... |
| 13 | KERALA | 0.00 | 330264.00 | 330264.00 | 0.85 | 0.00 | 554359.00 | 554359.00 | 1.29 | 0.00 | 569934.00 | 569934.00 | 1.09 |
| 14 | MADHYA PRADESH | ... | ... | ... | ... | ... | ... | ... | ... | ... | ... | ... | ... |
| 15 | MAHARASHTRA | ... | ... | ... | ... | ... | ... | ... | ... | ... | ... | ... | ... |
| 16 | MANIPUR | ... | ... | ... | ... | ... | ... | ... | ... | ... | ... | ... | ... |
| 17 | MEGHALAYA | 0.00 | 566.00 | 566.00 | 0.03 | 0.00 | 1108.00 | 1108.00 | 0.05 | 0.00 | 1258.00 | 1258.00 | 0.05 |
| 18 | MIZORAM | 33663.00 | 39583.00 | 73246.00 | 4.29 | 21864.00 | 49320.00 | 71184.00 | 3.52 | 12550.00 | 57500.00 | 70050.00 | 3.94 |
| 19 | NAGALAND | 9998.00 | 0.00 | 9998.00 | 0.36 | 6500.00 | 18.00 | 6518.00 | 0.18 | 6500.00 | 18.00 | 6518.00 | 0.15 |
| 20 | ORISSA | ... | ... | ... | ... | ... | ... | ... | ... | ... | ... | ... | ... |
| 21 | PUNJAB | ... | ... | ... | ... | ... | ... | ... | ... | ... | ... | ... | ... |
| 22 | RAJASTHAN | ... | ... | ... | ... | ... | ... | ... | ... | ... | ... | ... | ... |
| 23 | SIKKIM | 30000.00 | 0.00 | 30000.00 | 1.26 | 10000.00 | 0.00 | 10000.00 | 0.39 | 10000.00 | 0.00 | 10000.00 | 0.31 |
| 24 | TAMIL NADU | 801715.00 | 0.00 | 801715.00 | 1.18 | 897213.00 | 0.00 | 897213.00 | 1.19 | 798068.00 | 0.00 | 798068.00 | 0.92 |
| 25 | TRIPURA | ... | ... | ... | ... | ... | ... | ... | ... | ... | ... | ... | ... |
| 26 | UTTARAKHAND | ... | ... | ... | ... | ... | ... | ... | ... | ... | ... | ... | ... |
| 27 | UTTAR PRADESH | ... | ... | ... | ... | ... | ... | ... | ... | ... | ... | ... | ... |
| 28 | WEST BENGAL | 0.00 | 655.00 | 655.00 | 0.00 | 0.00 | 861.00 | 861.00 | 0.00 | 0.00 | 1038.00 | 1038.00 | 0.00 |
| 29 | TELANGANA | 0.00 | 0.00 | 0.00 | 0.00 | 0.00 | 0.00 | 0.00 | 0.00 | 0.00 | 112343.00 | 112343.00 | 0.50 |
| TOTAL STATES | | 1224012.00 | 1884274.00 | 3108286.00 | 0.40 | 1503948.00 | 1638807.00 | 3142755.00 | 0.34 | 1805065.00 | 1904160.00 | 3709225.00 | 0.36 |
| 30 | A. & N. ISLANDS | 1634.00 | 4560.00 | 6194.00 | 0.58 | 11770.00 | 5342.00 | 17112.00 | 1.41 | 13500.00 | 5791.00 | 19291.00 | 1.38 |
| 31 | CHANDIGARH | ... | ... | ... | ... | ... | ... | ... | ... | ... | ... | ... | ... |
| 32 | DADRA & NAGAR HAVELI | ... | ... | ... | ... | ... | ... | ... | ... | ... | ... | ... | ... |
| 33 | DAMAN & DIU | ... | ... | ... | ... | ... | ... | ... | ... | ... | ... | ... | ... |
| 34 | DELHI | 897369.00 | 0.00 | 897369.00 | 6.41 | 1132500.00 | 0.00 | 1132500.00 | 7.24 | 1040000.00 | 0.00 | 1040000.00 | 6.04 |
| 35 | LAKSHADWEEP | ... | ... | ... | ... | ... | ... | ... | ... | ... | ... | ... | ... |
| 36 | PUDUCHERRY | ... | ... | ... | ... | ... | ... | ... | ... | ... | ... | ... | ... |
| TOTAL U.T. | | 899003.00 | 4560.00 | 903563.00 | 4.99 | 1144270.00 | 5342.00 | 1149612.00 | 5.64 | 1053500.00 | 5791.00 | 1059291.00 | 4.68 |
| TOTAL (STATE & UTs) | | 2123015.00 | 1888834.00 | 4011849.00 | 0.51 | 2648218.00 | 1644149.00 | 4292367.00 | 0.45 | 2858565.00 | 1909951.00 | 4768516.00 | 0.45 |

.. NICNET ..

STATEMENT NO. (10) : PLAN & NON-PLAN BUDGETED EXPENDITURE ON SECONDARY EDUCATION (Sub-head wise)

ACCOUNT: REVENUE ACCOUNT
PROGRAM: NON FORMAL EDUCATION

(RUPEES IN THOUSANDS)

| SL. NO. | STATE/UNION TERRITORY | 2012-13 (ACTUALS) | | | | 2013-14 (R.E.) | | | | 2014-15 (B.E.) | | | |
|---------------------|-----------------------|-------------------|----------|----------|----------------------------------|----------------|----------|-----------|----------------------------------|----------------|----------|-----------|----------------------------------|
| | | PLAN | NON-PLAN | TOTAL | % AGE TO TOTAL EXP. ON SEC. EDN. | PLAN | NON-PLAN | TOTAL | % AGE TO TOTAL EXP. ON SEC. EDN. | PLAN | NON-PLAN | TOTAL | % AGE TO TOTAL EXP. ON SEC. EDN. |
| 1 | ANDHRA PRADESH | ... | ... | ... | ... | ... | ... | ... | ... | ... | ... | ... | ... |
| 2 | ARUNACHAL PRADESH | ... | ... | ... | ... | ... | ... | ... | ... | ... | ... | ... | ... |
| 3 | ASSAM | ... | ... | ... | ... | ... | ... | ... | ... | ... | ... | ... | ... |
| 4 | BIHAR | 45000.00 | 0.00 | 45000.00 | 0.26 | 150000.00 | 0.00 | 150000.00 | 0.57 | 300001.00 | 0.00 | 300001.00 | 0.84 |
| 5 | CHHATTISGARH | ... | ... | ... | ... | ... | ... | ... | ... | ... | ... | ... | ... |
| 6 | GOA | ... | ... | ... | ... | ... | ... | ... | ... | ... | ... | ... | ... |
| 7 | GUJARAT | ... | ... | ... | ... | ... | ... | ... | ... | ... | ... | ... | ... |
| 8 | HARYANA | ... | ... | ... | ... | ... | ... | ... | ... | ... | ... | ... | ... |
| 9 | HIMACHAL PRADESH | ... | ... | ... | ... | ... | ... | ... | ... | ... | ... | ... | ... |
| 10 | JAMMU & KASHMIR | ... | ... | ... | ... | ... | ... | ... | ... | ... | ... | ... | ... |
| 11 | JHARKHAND | ... | ... | ... | ... | ... | ... | ... | ... | ... | ... | ... | ... |
| 12 | KARNATAKA | ... | ... | ... | ... | ... | ... | ... | ... | ... | ... | ... | ... |
| 13 | KERALA | ... | ... | ... | ... | ... | ... | ... | ... | ... | ... | ... | ... |
| 14 | MADHYA PRADESH | ... | ... | ... | ... | ... | ... | ... | ... | ... | ... | ... | ... |
| 15 | MAHARASHTRA | ... | ... | ... | ... | ... | ... | ... | ... | ... | ... | ... | ... |
| 16 | MANIPUR | ... | ... | ... | ... | ... | ... | ... | ... | ... | ... | ... | ... |
| 17 | MEGHALAYA | ... | ... | ... | ... | ... | ... | ... | ... | ... | ... | ... | ... |
| 18 | MIZORAM | 549.00 | 5066.00 | 5615.00 | 0.33 | 610.00 | 7090.00 | 7700.00 | 0.38 | 100.00 | 8330.00 | 8430.00 | 0.47 |
| 19 | NAGALAND | ... | ... | ... | ... | ... | ... | ... | ... | ... | ... | ... | ... |
| 20 | ORISSA | ... | ... | ... | ... | ... | ... | ... | ... | ... | ... | ... | ... |
| 21 | PUNJAB | ... | ... | ... | ... | ... | ... | ... | ... | ... | ... | ... | ... |
| 22 | RAJASTHAN | ... | ... | ... | ... | ... | ... | ... | ... | ... | ... | ... | ... |
| 23 | SIKKIM | ... | ... | ... | ... | ... | ... | ... | ... | ... | ... | ... | ... |
| 24 | TAMIL NADU | ... | ... | ... | ... | ... | ... | ... | ... | ... | ... | ... | ... |
| 25 | TRIPURA | ... | ... | ... | ... | ... | ... | ... | ... | ... | ... | ... | ... |
| 26 | UTTARAKHAND | ... | ... | ... | ... | ... | ... | ... | ... | ... | ... | ... | ... |
| 27 | UTTAR PRADESH | ... | ... | ... | ... | ... | ... | ... | ... | ... | ... | ... | ... |
| 28 | WEST BENGAL | ... | ... | ... | ... | ... | ... | ... | ... | ... | ... | ... | ... |
| 29 | TELANGANA | ... | ... | ... | ... | ... | ... | ... | ... | ... | ... | ... | ... |
| TOTAL STATES | | 45549.00 | 5066.00 | 50615.00 | 0.01 | 150610.00 | 7090.00 | 157700.00 | 0.02 | 300101.00 | 8330.00 | 308431.00 | 0.03 |
| 30 | A. & N. ISLANDS | ... | ... | ... | ... | ... | ... | ... | ... | ... | ... | ... | ... |
| 31 | CHANDIGARH | ... | ... | ... | ... | ... | ... | ... | ... | ... | ... | ... | ... |
| 32 | DADRA & NAGAR HAVELI | ... | ... | ... | ... | ... | ... | ... | ... | ... | ... | ... | ... |
| 33 | DAMAN & DIU | ... | ... | ... | ... | ... | ... | ... | ... | ... | ... | ... | ... |
| 34 | DELHI | ... | ... | ... | ... | ... | ... | ... | ... | ... | ... | ... | ... |
| 35 | LAKSHADWEEP | ... | ... | ... | ... | ... | ... | ... | ... | ... | ... | ... | ... |
| 36 | PUDUCHERRY | ... | ... | ... | ... | ... | ... | ... | ... | ... | ... | ... | ... |
| TOTAL U.T. | | 0.00 | 0.00 | 0.00 | 0.00 | 0.00 | 0.00 | 0.00 | 0.00 | 0.00 | 0.00 | 0.00 | 0.00 |
| TOTAL (STATE & UTs) | | 45549.00 | 5066.00 | 50615.00 | 0.01 | 150610.00 | 7090.00 | 157700.00 | 0.02 | 300101.00 | 8330.00 | 308431.00 | 0.03 |

..NICNET..

STATEMENT NO. (10): PLAN & NON-PLAN BUDGETED EXPENDITURE ON SECONDARY EDUCATION (Sub-head wise)

ACCOUNT: REVENUE ACCOUNT
PROGRAM: OTHER EXPENDITURE

(RUPEES IN THOUSANDS)

| SL. NO. | STATE/UNION TERRITORY | 2012-13 (ACTUALS) | | | | 2013-14 (R.E.) | | | | 2014-15 (B.E.) | | | |
|---------------------|-----------------------|-------------------|-------------|-------------|----------------------------------|----------------|-------------|-------------|----------------------------------|----------------|-------------|-------------|----------------------------------|
| | | PLAN | NON-PLAN | TOTAL | % AGE TO TOTAL EXP. ON SEC. EDN. | PLAN | NON-PLAN | TOTAL | % AGE TO TOTAL EXP. ON SEC. EDN. | PLAN | NON-PLAN | TOTAL | % AGE TO TOTAL EXP. ON SEC. EDN. |
| 1 | ANDHRA PRADESH | 1968034.00 | 874063.00 | 2842097.00 | 4.65 | 2460116.00 | 1053266.00 | 3513382.00 | 4.91 | 87000.00 | 1627421.00 | 1714421.00 | 3.22 |
| 2 | ARUNACHAL PRADESH | 115473.00 | 3131.00 | 118604.00 | 7.20 | 51898.00 | 0.00 | 51898.00 | 3.31 | 79448.00 | 0.00 | 79448.00 | 4.13 |
| 3 | ASSAM | 1912697.00 | 13107.00 | 1925804.00 | 9.71 | 3117800.00 | 31251.00 | 3149051.00 | 11.25 | 3945691.00 | 18772.00 | 3964463.00 | 11.01 |
| 4 | BIHAR | 874415.00 | 66134.00 | 940549.00 | 5.34 | 580000.00 | 81500.00 | 661500.00 | 2.49 | 502500.00 | 81500.00 | 584000.00 | 1.64 |
| 5 | CHHATTISGARH | 346288.00 | 49476.00 | 395764.00 | 3.51 | 708200.00 | 80000.00 | 788200.00 | 3.22 | 521500.00 | 81000.00 | 602500.00 | 2.10 |
| 6 | GOA | 679147.00 | 194857.00 | 874004.00 | 17.42 | 777298.00 | 268250.00 | 1045548.00 | 19.35 | 1158511.00 | 274950.00 | 1433461.00 | 24.31 |
| 7 | GUJARAT | 274124.00 | 543947.00 | 818071.00 | 2.35 | 466858.00 | 595354.00 | 1062212.00 | 2.78 | 592800.00 | 282567.00 | 875367.00 | 2.16 |
| 8 | HARYANA | 783691.00 | 158889.00 | 942580.00 | 6.80 | 1874405.00 | 159470.00 | 2033875.00 | 10.48 | 1650405.00 | 209650.00 | 1860055.00 | 7.41 |
| 9 | HIMACHAL PRADESH | 403759.00 | 659630.00 | 1063389.00 | 9.85 | 537413.00 | 766924.00 | 1304337.00 | 10.42 | 330104.00 | 824697.00 | 1154801.00 | 8.45 |
| 10 | JAMMU & KASHMIR | 0.00 | 0.00 | 0.00 | 0.00 | 0.00 | 0.00 | 0.00 | 0.00 | 61134.00 | 0.00 | 61134.00 | 0.36 |
| 11 | JHARKHAND | 446473.00 | 0.00 | 446473.00 | 9.50 | 656500.00 | 0.00 | 656500.00 | 9.56 | 634500.00 | 0.00 | 634500.00 | 8.12 |
| 12 | KARNATAKA | 17222.00 | 297589.00 | 314811.00 | 0.74 | 60000.00 | 336280.00 | 396280.00 | 0.76 | 60000.00 | 286659.00 | 346659.00 | 0.58 |
| 13 | KERALA | 0.00 | 298905.00 | 298905.00 | 0.77 | 0.00 | 254461.00 | 254461.00 | 0.59 | 0.00 | 280281.00 | 280281.00 | 0.54 |
| 14 | MADHYA PRADESH | 64802.00 | 0.00 | 64802.00 | 0.28 | 226166.00 | 0.00 | 226166.00 | 0.79 | 956713.00 | 0.00 | 956713.00 | 2.54 |
| 15 | MAHARASHTRA | 503695.00 | 22182.00 | 525877.00 | 0.42 | 1106782.00 | 25791.00 | 1132573.00 | 0.82 | 1627972.00 | 25521.00 | 1653493.00 | 1.05 |
| 16 | MANIPUR | 167712.00 | 0.00 | 167712.00 | 7.70 | 180844.00 | 0.00 | 180844.00 | 8.55 | 138730.00 | 0.00 | 138730.00 | 6.52 |
| 17 | MEGHALAYA | 87353.00 | 4633.00 | 91986.00 | 4.52 | 466600.00 | 4867.00 | 471467.00 | 19.77 | 564802.00 | 4952.00 | 569754.00 | 20.99 |
| 18 | MIZORAM | ... | ... | ... | ... | ... | ... | ... | ... | ... | ... | ... | ... |
| 19 | NAGALAND | 0.00 | 34234.00 | 34234.00 | 1.24 | 30000.00 | 54070.00 | 84070.00 | 2.34 | 30000.00 | 60887.00 | 90887.00 | 2.06 |
| 20 | ORISSA | 2241611.00 | 19171.00 | 2260782.00 | 12.61 | 3824083.00 | 86948.00 | 3911031.00 | 17.38 | 7682470.00 | 94332.00 | 7776802.00 | 26.36 |
| 21 | PUNJAB | 1590220.00 | 490328.00 | 2080548.00 | 5.30 | 1782643.00 | 200000.00 | 1982643.00 | 4.42 | 1365501.00 | 200000.00 | 1565501.00 | 3.57 |
| 22 | RAJASTHAN | 901154.00 | 2001217.00 | 2902371.00 | 7.22 | 3374534.00 | 2918313.00 | 6292847.00 | 10.83 | 4045028.00 | 3382814.00 | 7427842.00 | 10.81 |
| 23 | SIKKIM | 20522.00 | 0.00 | 20522.00 | 0.86 | 17863.00 | 0.00 | 17863.00 | 0.69 | 26500.00 | 0.00 | 26500.00 | 0.81 |
| 24 | TAMIL NADU | 606072.00 | 718174.00 | 1324246.00 | 1.95 | 1680154.00 | 915840.00 | 2595994.00 | 3.45 | 1677649.00 | 877400.00 | 2555049.00 | 2.93 |
| 25 | TRIPURA | 604009.00 | 3666639.00 | 4270648.00 | 91.17 | 497565.00 | 4631202.00 | 5128767.00 | 89.46 | 419739.00 | 5091492.00 | 5511231.00 | 87.40 |
| 26 | UTTARAKHAND | 324790.00 | 125969.00 | 450759.00 | 2.68 | 1515466.00 | 158805.00 | 1674271.00 | 8.33 | 1791487.00 | 178135.00 | 1969622.00 | 8.59 |
| 27 | UTTAR PRADESH | 19946138.00 | 1506893.00 | 21453031.00 | 29.09 | 34332217.00 | 1709024.00 | 36041241.00 | 40.03 | 409504.00 | 1789069.00 | 2198573.00 | 3.43 |
| 28 | WEST BENGAL | 659935.00 | 429500.00 | 1089435.00 | 1.42 | 3162787.00 | 515614.00 | 3678401.00 | 4.42 | 6714800.00 | 599369.00 | 7314169.00 | 7.29 |
| 29 | TELANGANA | 0.00 | 0.00 | 0.00 | 0.00 | 0.00 | 0.00 | 0.00 | 0.00 | 406460.00 | 320692.00 | 727152.00 | 3.23 |
| TOTAL STATES | | 35539336.00 | 12178668.00 | 47718004.00 | 6.19 | 63488192.00 | 14847230.00 | 78335422.00 | 8.48 | 37480948.00 | 16592160.00 | 54073108.00 | 5.24 |
| 30 | A. & N. ISLANDS | 39235.00 | 50326.00 | 89561.00 | 8.36 | 95201.00 | 59535.00 | 154736.00 | 12.74 | 136600.00 | 66990.00 | 203590.00 | 14.53 |
| 31 | CHANDIGARH | 2119.00 | 36117.00 | 38236.00 | 4.31 | 2000.00 | 39272.00 | 41272.00 | 3.94 | 5000.00 | 40507.00 | 45507.00 | 3.80 |
| 32 | DADRA & NAGAR HAVELI | ... | ... | ... | ... | ... | ... | ... | ... | ... | ... | ... | ... |
| 33 | DAMAN & DIU | 83083.00 | 0.00 | 83083.00 | 28.33 | 89300.00 | 0.00 | 89300.00 | 27.20 | 100100.00 | 0.00 | 100100.00 | 25.75 |
| 34 | DELHI | ... | ... | ... | ... | ... | ... | ... | ... | ... | ... | ... | ... |
| 35 | LAKSHADWEEP | 0.00 | 10389.00 | 10389.00 | 78.81 | 0.00 | 4700.00 | 4700.00 | 61.04 | 0.00 | 5000.00 | 5000.00 | 73.53 |
| 36 | PUDUCHERRY | 507.00 | 20804.00 | 21311.00 | 1.27 | 1074.00 | 1900.00 | 2974.00 | 0.16 | 1769.00 | 2450.00 | 4219.00 | 0.21 |
| TOTAL U.T. | | 124944.00 | 117636.00 | 242580.00 | 1.34 | 187575.00 | 105407.00 | 292982.00 | 1.44 | 243469.00 | 114947.00 | 358416.00 | 1.58 |
| TOTAL (STATE & UTs) | | 35664280.00 | 12296304.00 | 47960584.00 | 6.08 | 63675767.00 | 14952637.00 | 78628404.00 | 8.33 | 37724417.00 | 16707107.00 | 54431524.00 | 5.16 |

.. NICNET ..

STATEMENT NO. (11) : PLAN & NON-PLAN BUDGETED EXPENDITURE ON ADULT EDUCATION

ACCOUNT: REVENUE ACCOUNT
PROGRAM: TOTAL EXPENDITURE

(RUPEES IN THOUSANDS)

| SL. NO. | STATE/UNION TERRITORY | 2012-13 (ACTUALS) | | | | 2013-14 (R.E.) | | | | 2014-15 (B.E.) | | | |
|---------------------|-----------------------|-------------------|------------|------------|----------------------------------|----------------|------------|-------------|----------------------------------|----------------|------------|-------------|----------------------------------|
| | | PLAN | NON-PLAN | TOTAL | % AGE TO TOTAL EXP. ON EDUCATION | PLAN | NON-PLAN | TOTAL | % AGE TO TOTAL EXP. ON EDUCATION | PLAN | NON-PLAN | TOTAL | % AGE TO TOTAL EXP. ON EDUCATION |
| 1 | ANDHRA PRADESH | 0.00 | 207303.00 | 207303.00 | 0.13 | 0.00 | 300619.00 | 300619.00 | 0.15 | 0.00 | 245206.00 | 245206.00 | 0.18 |
| 2 | ARUNACHAL PRADESH | 12105.00 | 44024.00 | 56129.00 | 3.19 | 0.00 | 51351.00 | 51351.00 | 0.78 | 0.00 | 53775.00 | 53775.00 | 0.42 |
| 3 | ASSAM | 4167.00 | 228188.00 | 232355.00 | 0.34 | 35167.00 | 275829.00 | 310996.00 | 0.31 | 16700.00 | 299255.00 | 315955.00 | 0.24 |
| 4 | BIHAR | 1755518.00 | 63235.00 | 1818753.00 | 1.39 | 1832500.00 | 113398.00 | 1945898.00 | 1.15 | 4671757.00 | 80008.00 | 4751765.00 | 1.99 |
| 5 | CHHATTISGARH | 12320.00 | 0.00 | 12320.00 | 0.03 | 173570.00 | 0.00 | 173570.00 | 0.23 | 74800.00 | 0.00 | 74800.00 | 0.09 |
| 6 | GOA | 2187.00 | 13801.00 | 15988.00 | 0.18 | 699.00 | 15416.00 | 16115.00 | 0.16 | 3203.00 | 16232.00 | 19435.00 | 0.17 |
| 7 | GUJARAT | 2775.00 | 24319.00 | 27094.00 | 0.02 | 4604.00 | 18785.00 | 23389.00 | 0.02 | 5.00 | 28247.00 | 28252.00 | 0.02 |
| 8 | HARYANA | 9252.00 | 6788.00 | 16040.00 | 0.02 | 104790.00 | 9500.00 | 114290.00 | 0.14 | 94642.00 | 11000.00 | 105642.00 | 0.11 |
| 9 | HIMACHAL PRADESH | 0.00 | 0.00 | 0.00 | 0.00 | 6600.00 | 74.00 | 6674.00 | 0.02 | 3300.00 | 81.00 | 3381.00 | 0.01 |
| 10 | JAMMU & KASHMIR | ... | ... | ... | ... | ... | ... | ... | ... | ... | ... | ... | ... |
| 11 | JHARKHAND | 40000.00 | 0.00 | 40000.00 | 0.11 | 0.00 | 0.00 | 0.00 | 0.00 | 0.00 | 0.00 | 0.00 | 0.00 |
| 12 | KARNATAKA | 184884.00 | 34810.00 | 219694.00 | 0.15 | 123400.00 | 34732.00 | 158132.00 | 0.09 | 96500.00 | 36701.00 | 133201.00 | 0.07 |
| 13 | KERALA | 137400.00 | 0.00 | 137400.00 | 0.14 | 186000.00 | 1.00 | 186001.00 | 0.17 | 185000.00 | 1.00 | 185001.00 | 0.14 |
| 14 | MADHYA PRADESH | ... | ... | ... | ... | ... | ... | ... | ... | ... | ... | ... | ... |
| 15 | MAHARASHTRA | 0.00 | 191907.00 | 191907.00 | 0.06 | 1.00 | 194464.00 | 194465.00 | 0.05 | 7000.00 | 249375.00 | 256375.00 | 0.07 |
| 16 | MANIPUR | 1491.00 | 37346.00 | 38837.00 | 0.55 | 6022.00 | 60970.00 | 66992.00 | 0.89 | 6022.00 | 59803.00 | 65825.00 | 0.85 |
| 17 | MEGHALAYA | 679.00 | 41898.00 | 42577.00 | 0.55 | 6000.00 | 42274.00 | 48274.00 | 0.57 | 11000.00 | 48653.00 | 59653.00 | 0.57 |
| 18 | MIZORAM | 8723.00 | 27577.00 | 36300.00 | 0.55 | 9460.00 | 35110.00 | 44570.00 | 0.57 | 9235.00 | 35110.00 | 44345.00 | 0.50 |
| 19 | NAGALAND | 1484.00 | 0.00 | 1484.00 | 0.02 | 0.00 | 21.00 | 21.00 | 0.00 | 0.00 | 21.00 | 21.00 | 0.00 |
| 20 | ORISSA | 26080.00 | 0.00 | 26080.00 | 0.04 | 49029.00 | 0.00 | 49029.00 | 0.06 | 23712.00 | 0.00 | 23712.00 | 0.02 |
| 21 | PUNJAB | 0.00 | 3812.00 | 3812.00 | 0.01 | 0.00 | 9000.00 | 9000.00 | 0.01 | 0.00 | 8000.00 | 8000.00 | 0.01 |
| 22 | RAJASTHAN | 11697.00 | 75530.00 | 87227.00 | 0.07 | 256200.00 | 91774.00 | 347974.00 | 0.21 | 429184.00 | 102458.00 | 531642.00 | 0.28 |
| 23 | SIKKIM | 200.00 | 0.00 | 200.00 | 0.00 | 1000.00 | 0.00 | 1000.00 | 0.02 | 1000.00 | 0.00 | 1000.00 | 0.01 |
| 24 | TAMIL NADU | 0.00 | 11549.00 | 11549.00 | 0.01 | 0.00 | 14480.00 | 14480.00 | 0.01 | 0.00 | 14893.00 | 14893.00 | 0.01 |
| 25 | TRIPURA | 23190.00 | 316532.00 | 339722.00 | 3.51 | 20150.00 | 363417.00 | 383567.00 | 3.23 | 20450.00 | 405334.00 | 425784.00 | 3.26 |
| 26 | UTTARAKHAND | ... | ... | ... | ... | ... | ... | ... | ... | ... | ... | ... | ... |
| 27 | UTTAR PRADESH | ... | ... | ... | ... | ... | ... | ... | ... | ... | ... | ... | ... |
| 28 | WEST BENGAL | 124070.00 | 36246.00 | 160316.00 | 0.10 | 149700.00 | 52576.00 | 202276.00 | 0.12 | 160800.00 | 63036.00 | 223836.00 | 0.11 |
| 29 | TELANGANA | 0.00 | 0.00 | 0.00 | 0.00 | 0.00 | 0.00 | 0.00 | 0.00 | 0.00 | 65689.00 | 65689.00 | 0.00 |
| TOTAL STATES | | 2358222.00 | 1364865.00 | 3723087.00 | 0.16 | 2964892.00 | 1683791.00 | 4648683.00 | 0.17 | 5814310.00 | 1822878.00 | 7637188.00 | 0.25 |
| 30 | A. & N. ISLANDS | 0.00 | 8386.00 | 8386.00 | 0.25 | 0.00 | 9285.00 | 9285.00 | 0.25 | 0.00 | 9907.00 | 9907.00 | 0.23 |
| 31 | CHANDIGARH | 3415.00 | 8016.00 | 11431.00 | 0.28 | 3500.00 | 8464.00 | 11964.00 | 0.27 | 4100.00 | 8728.00 | 12828.00 | 0.26 |
| 32 | DADRA & NAGAR HAVELI | 0.00 | 988.00 | 988.00 | 0.10 | 0.00 | 1000.00 | 1000.00 | 0.10 | 0.00 | 1000.00 | 1000.00 | 0.07 |
| 33 | DAMAN & DIU | 53.00 | 1190.00 | 1243.00 | 0.20 | 100.00 | 1200.00 | 1300.00 | 0.18 | 100.00 | 1700.00 | 1800.00 | 0.17 |
| 34 | DELHI | 102661.00 | 936929.00 | 1039590.00 | 3.19 | 120000.00 | 903627.00 | 1023627.00 | 2.83 | 127000.00 | 1116991.00 | 1243991.00 | 2.86 |
| 35 | LAKSHADWEEP | ... | ... | ... | ... | ... | ... | ... | ... | ... | ... | ... | ... |
| 36 | PUDUCHERRY | 0.00 | 4299.00 | 4299.00 | 0.09 | 0.00 | 5340.00 | 5340.00 | 0.10 | 0.00 | 6380.00 | 6380.00 | 0.10 |
| TOTAL U.T. | | 106129.00 | 959808.00 | 1065937.00 | 2.25 | 123600.00 | 928916.00 | 1052516.00 | 2.00 | 131200.00 | 1144706.00 | 1275906.00 | 2.04 |
| TOTAL (STATE & UTs) | | 2464351.00 | 2324673.00 | 4789024.00 | 0.21 | 3088492.00 | 2612707.00 | 5701199.00 | 0.20 | 5945510.00 | 2967584.00 | 8913094.00 | 0.28 |
| CENTRE TOTAL | | 4658100.00 | 27300.00 | 4685400.00 | 0.71 | 4816900.00 | 30900.00 | 4847800.00 | 0.65 | 5610000.00 | 38100.00 | 5648100.00 | 0.68 |
| GRAND TOTAL | | 7122451.00 | 2351973.00 | 9474424.00 | 0.32 | 7905392.00 | 2643607.00 | 10548999.00 | 0.30 | 11555510.00 | 3005684.00 | 14561194.00 | 0.36 |

..NICNET..

STATEMENT NO. (12) : PLAN & NON-PLAN BUDGETED EXPENDITURE ON ADULT EDUCATION (Sub-head wise)

ACCOUNT: REVENUE ACCOUNT
PROGRAM: DIRECTION & ADMINISTRATION

(RUPEES IN THOUSANDS)

| SL. NO. | STATE/UNION TERRITORY | 2012-13 (ACTUALS) | | | | 2013-14 (R.E.) | | | | 2014-15 (B.E.) | | | |
|---------------------|-----------------------|-------------------|-----------|-----------|----------------------------------|----------------|-----------|-----------|----------------------------------|----------------|-----------|-----------|----------------------------------|
| | | PLAN | NON-PLAN | TOTAL | % AGE TO TOTAL EXP. ON ADL. EDN. | PLAN | NON-PLAN | TOTAL | % AGE TO TOTAL EXP. ON ADL. EDN. | PLAN | NON-PLAN | TOTAL | % AGE TO TOTAL EXP. ON ADL. EDN. |
| 1 | ANDHRA PRADESH | 0.00 | 207303.00 | 207303.00 | 100.00 | 0.00 | 300619.00 | 300619.00 | 100.00 | 0.00 | 245206.00 | 245206.00 | 100.00 |
| 2 | ARUNACHAL PRADESH | 9605.00 | 44024.00 | 53629.00 | 95.55 | 0.00 | 51351.00 | 51351.00 | 100.00 | 0.00 | 53775.00 | 53775.00 | 100.00 |
| 3 | ASSAM | 967.00 | 223029.00 | 223996.00 | 96.40 | 5617.00 | 270618.00 | 276235.00 | 88.82 | 4900.00 | 293686.00 | 298586.00 | 94.50 |
| 4 | BIHAR | 0.00 | 14348.00 | 14348.00 | 0.79 | 0.00 | 19343.00 | 19343.00 | 0.99 | 0.00 | 18485.00 | 18485.00 | 0.39 |
| 5 | CHHATTISGARH | ... | ... | ... | ... | ... | ... | ... | ... | ... | ... | ... | ... |
| 6 | GOA | ... | ... | ... | ... | ... | ... | ... | ... | ... | ... | ... | ... |
| 7 | GUJARAT | 0.00 | 783.00 | 783.00 | 2.89 | 0.00 | 1000.00 | 1000.00 | 4.28 | 0.00 | 1000.00 | 1000.00 | 3.54 |
| 8 | HARYANA | ... | ... | ... | ... | ... | ... | ... | ... | ... | ... | ... | ... |
| 9 | HIMACHAL PRADESH | ... | ... | ... | ... | ... | ... | ... | ... | ... | ... | ... | ... |
| 10 | JAMMU & KASHMIR | ... | ... | ... | ... | ... | ... | ... | ... | ... | ... | ... | ... |
| 11 | JHARKHAND | ... | ... | ... | ... | ... | ... | ... | ... | ... | ... | ... | ... |
| 12 | KARNATAKA | 179884.00 | 9348.00 | 189232.00 | 86.13 | 118400.00 | 11402.00 | 129802.00 | 82.08 | 91500.00 | 12438.00 | 103938.00 | 78.03 |
| 13 | KERALA | 17400.00 | 0.00 | 17400.00 | 12.66 | 26000.00 | 0.00 | 26000.00 | 13.98 | 35000.00 | 0.00 | 35000.00 | 18.92 |
| 14 | MADHYA PRADESH | ... | ... | ... | ... | ... | ... | ... | ... | ... | ... | ... | ... |
| 15 | MAHARASHTRA | ... | ... | ... | ... | ... | ... | ... | ... | ... | ... | ... | ... |
| 16 | MANIPUR | 1491.00 | 37346.00 | 38837.00 | 100.00 | 6022.00 | 60970.00 | 66992.00 | 100.00 | 6022.00 | 59803.00 | 65825.00 | 100.00 |
| 17 | MEGHALAYA | 120.00 | 3015.00 | 3135.00 | 7.36 | 1086.00 | 4538.00 | 5624.00 | 11.65 | 1086.00 | 4885.00 | 5971.00 | 10.01 |
| 18 | MIZORAM | 8723.00 | 24240.00 | 32963.00 | 90.81 | 9360.00 | 30630.00 | 39990.00 | 89.72 | 9135.00 | 30630.00 | 39765.00 | 89.67 |
| 19 | NAGALAND | ... | ... | ... | ... | ... | ... | ... | ... | ... | ... | ... | ... |
| 20 | ORISSA | 13280.00 | 0.00 | 13280.00 | 50.92 | 20822.00 | 0.00 | 20822.00 | 42.47 | 23712.00 | 0.00 | 23712.00 | 100.00 |
| 21 | PUNJAB | ... | ... | ... | ... | ... | ... | ... | ... | ... | ... | ... | ... |
| 22 | RAJASTHAN | ... | ... | ... | ... | ... | ... | ... | ... | ... | ... | ... | ... |
| 23 | SIKKIM | ... | ... | ... | ... | ... | ... | ... | ... | ... | ... | ... | ... |
| 24 | TAMIL NADU | 0.00 | 11549.00 | 11549.00 | 100.00 | 0.00 | 14480.00 | 14480.00 | 100.00 | 0.00 | 14893.00 | 14893.00 | 100.00 |
| 25 | TRIPURA | ... | ... | ... | ... | ... | ... | ... | ... | ... | ... | ... | ... |
| 26 | UTTARAKHAND | ... | ... | ... | ... | ... | ... | ... | ... | ... | ... | ... | ... |
| 27 | UTTAR PRADESH | ... | ... | ... | ... | ... | ... | ... | ... | ... | ... | ... | ... |
| 28 | WEST BENGAL | 0.00 | 14509.00 | 14509.00 | 9.05 | 0.00 | 19884.00 | 19884.00 | 9.83 | 0.00 | 24347.00 | 24347.00 | 10.88 |
| 29 | TELANGANA | 0.00 | 0.00 | 0.00 | 0.00 | 0.00 | 0.00 | 0.00 | 0.00 | 0.00 | 65689.00 | 65689.00 | 100.00 |
| TOTAL STATES | | 231470.00 | 589494.00 | 820964.00 | 22.05 | 187307.00 | 784835.00 | 972142.00 | 20.91 | 171355.00 | 824837.00 | 996192.00 | 13.04 |
| 30 | A. & N. ISLANDS | ... | ... | ... | ... | ... | ... | ... | ... | ... | ... | ... | ... |
| 31 | CHANDIGARH | ... | ... | ... | ... | ... | ... | ... | ... | ... | ... | ... | ... |
| 32 | DADRA & NAGAR HAVELI | ... | ... | ... | ... | ... | ... | ... | ... | ... | ... | ... | ... |
| 33 | DAMAN & DIU | ... | ... | ... | ... | ... | ... | ... | ... | ... | ... | ... | ... |
| 34 | DELHI | 0.00 | 999.00 | 999.00 | 0.10 | 0.00 | 1000.00 | 1000.00 | 0.10 | 0.00 | 1300.00 | 1300.00 | 0.10 |
| 35 | LAKSHADWEEP | ... | ... | ... | ... | ... | ... | ... | ... | ... | ... | ... | ... |
| 36 | PUDUCHERRY | ... | ... | ... | ... | ... | ... | ... | ... | ... | ... | ... | ... |
| TOTAL U.T. | | 0.00 | 999.00 | 999.00 | 0.09 | 0.00 | 1000.00 | 1000.00 | 0.10 | 0.00 | 1300.00 | 1300.00 | 0.10 |
| TOTAL (STATE & UTs) | | 231470.00 | 590493.00 | 821963.00 | 17.16 | 187307.00 | 785835.00 | 973142.00 | 17.07 | 171355.00 | 826137.00 | 997492.00 | 11.19 |

..NICNET..

STATEMENT NO. (12): PLAN & NON-PLAN BUDGETED EXPENDITURE ON ADULT EDUCATION (Sub-head wise)

ACCOUNT: REVENUE ACCOUNT
PROGRAM: RURAL FUNCTIONAL LITERACY PROGRAMME

(RUPEES IN THOUSANDS)

| SL. NO. | STATE/UNION TERRITORY | 2012-13 (ACTUALS) | | | | 2013-14 (R.E.) | | | | 2014-15 (B.E.) | | | |
|---------------------|-----------------------|-------------------|----------|-----------|----------------------------------|----------------|----------|-----------|----------------------------------|----------------|----------|-----------|----------------------------------|
| | | PLAN | NON-PLAN | TOTAL | % AGE TO TOTAL EXP. ON ADL. EDN. | PLAN | NON-PLAN | TOTAL | % AGE TO TOTAL EXP. ON ADL. EDN. | PLAN | NON-PLAN | TOTAL | % AGE TO TOTAL EXP. ON ADL. EDN. |
| 1 | ANDHRA PRADESH | ... | ... | ... | ... | ... | ... | ... | ... | ... | ... | ... | ... |
| 2 | ARUNACHAL PRADESH | 2500.00 | 0.00 | 2500.00 | 4.45 | 0.00 | 0.00 | 0.00 | 0.00 | 0.00 | 0.00 | 0.00 | 0.00 |
| 3 | ASSAM | 0.00 | 5159.00 | 5159.00 | 2.22 | 0.00 | 5211.00 | 5211.00 | 1.68 | 0.00 | 5263.00 | 5263.00 | 1.67 |
| 4 | BIHAR | ... | ... | ... | ... | ... | ... | ... | ... | ... | ... | ... | ... |
| 5 | CHHATTISGARH | ... | ... | ... | ... | ... | ... | ... | ... | ... | ... | ... | ... |
| 6 | GOA | ... | ... | ... | ... | ... | ... | ... | ... | ... | ... | ... | ... |
| 7 | GUJARAT | 0.00 | 23536.00 | 23536.00 | 86.87 | 0.00 | 17785.00 | 17785.00 | 76.04 | 0.00 | 27247.00 | 27247.00 | 96.44 |
| 8 | HARYANA | ... | ... | ... | ... | ... | ... | ... | ... | ... | ... | ... | ... |
| 9 | HIMACHAL PRADESH | 0.00 | 0.00 | 0.00 | 0.00 | 6600.00 | 0.00 | 6600.00 | 98.89 | 3300.00 | 0.00 | 3300.00 | 97.60 |
| 10 | JAMMU & KASHMIR | ... | ... | ... | ... | ... | ... | ... | ... | ... | ... | ... | ... |
| 11 | JHARKHAND | ... | ... | ... | ... | ... | ... | ... | ... | ... | ... | ... | ... |
| 12 | KARNATAKA | ... | ... | ... | ... | ... | ... | ... | ... | ... | ... | ... | ... |
| 13 | KERALA | 120000.00 | 0.00 | 120000.00 | 87.34 | 160000.00 | 1.00 | 160001.00 | 86.02 | 150000.00 | 1.00 | 150001.00 | 81.08 |
| 14 | MADHYA PRADESH | ... | ... | ... | ... | ... | ... | ... | ... | ... | ... | ... | ... |
| 15 | MAHARASHTRA | ... | ... | ... | ... | ... | ... | ... | ... | ... | ... | ... | ... |
| 16 | MANIPUR | ... | ... | ... | ... | ... | ... | ... | ... | ... | ... | ... | ... |
| 17 | MEGHALAYA | 0.00 | 0.00 | 0.00 | 0.00 | 0.00 | 215.00 | 215.00 | 0.45 | 0.00 | 220.00 | 220.00 | 0.37 |
| 18 | MIZORAM | 0.00 | 3257.00 | 3257.00 | 8.97 | 100.00 | 4360.00 | 4460.00 | 10.01 | 100.00 | 4360.00 | 4460.00 | 10.06 |
| 19 | NAGALAND | 1484.00 | 0.00 | 1484.00 | 100.00 | 0.00 | 21.00 | 21.00 | 100.00 | 0.00 | 21.00 | 21.00 | 100.00 |
| 20 | ORISSA | ... | ... | ... | ... | ... | ... | ... | ... | ... | ... | ... | ... |
| 21 | PUNJAB | ... | ... | ... | ... | ... | ... | ... | ... | ... | ... | ... | ... |
| 22 | RAJASTHAN | ... | ... | ... | ... | ... | ... | ... | ... | ... | ... | ... | ... |
| 23 | SIKKIM | ... | ... | ... | ... | ... | ... | ... | ... | ... | ... | ... | ... |
| 24 | TAMIL NADU | ... | ... | ... | ... | ... | ... | ... | ... | ... | ... | ... | ... |
| 25 | TRIPURA | ... | ... | ... | ... | ... | ... | ... | ... | ... | ... | ... | ... |
| 26 | UTTARAKHAND | ... | ... | ... | ... | ... | ... | ... | ... | ... | ... | ... | ... |
| 27 | UTTAR PRADESH | ... | ... | ... | ... | ... | ... | ... | ... | ... | ... | ... | ... |
| 28 | WEST BENGAL | ... | ... | ... | ... | ... | ... | ... | ... | ... | ... | ... | ... |
| 29 | TELANGANA | ... | ... | ... | ... | ... | ... | ... | ... | ... | ... | ... | ... |
| TOTAL STATES | | 123984.00 | 31952.00 | 155936.00 | 4.19 | 166700.00 | 27593.00 | 194293.00 | 4.18 | 153400.00 | 37112.00 | 190512.00 | 2.49 |
| 30 | A. & N. ISLANDS | ... | ... | ... | ... | ... | ... | ... | ... | ... | ... | ... | ... |
| 31 | CHANDIGARH | ... | ... | ... | ... | ... | ... | ... | ... | ... | ... | ... | ... |
| 32 | DADRA & NAGAR HAVELI | ... | ... | ... | ... | ... | ... | ... | ... | ... | ... | ... | ... |
| 33 | DAMAN & DIU | ... | ... | ... | ... | ... | ... | ... | ... | ... | ... | ... | ... |
| 34 | DELHI | ... | ... | ... | ... | ... | ... | ... | ... | ... | ... | ... | ... |
| 35 | LAKSHADWEEP | ... | ... | ... | ... | ... | ... | ... | ... | ... | ... | ... | ... |
| 36 | PUDUCHERRY | ... | ... | ... | ... | ... | ... | ... | ... | ... | ... | ... | ... |
| TOTAL U.T. | | 0.00 | 0.00 | 0.00 | 0.00 | 0.00 | 0.00 | 0.00 | 0.00 | 0.00 | 0.00 | 0.00 | 0.00 |
| TOTAL (STATE & UTs) | | 123984.00 | 31952.00 | 155936.00 | 3.26 | 166700.00 | 27593.00 | 194293.00 | 3.41 | 153400.00 | 37112.00 | 190512.00 | 2.14 |

..NICNET..

STATEMENT NO. (12): PLAN & NON-PLAN BUDGETED EXPENDITURE ON ADULT EDUCATION (Sub-head wise)

ACCOUNT: REVENUE ACCOUNT
PROGRAM: STATE ADULT EDUCATION PROGRAMME

(RUPEES IN THOUSANDS)

| SL. NO. | STATE/UNION TERRITORY | 2012-13 (ACTUALS) | | | | 2013-14 (R.E.) | | | | 2014-15 (B.E.) | | | |
|---------------------|-----------------------|-------------------|----------|----------|----------------------------------|----------------|----------|-------|----------------------------------|----------------|----------|-------|----------------------------------|
| | | PLAN | NON-PLAN | TOTAL | % AGE TO TOTAL EXP. ON ADL. EDN. | PLAN | NON-PLAN | TOTAL | % AGE TO TOTAL EXP. ON ADL. EDN. | PLAN | NON-PLAN | TOTAL | % AGE TO TOTAL EXP. ON ADL. EDN. |
| 1 | ANDHRA PRADESH | ... | ... | ... | ... | ... | ... | ... | ... | ... | ... | ... | ... |
| 2 | ARUNACHAL PRADESH | ... | ... | ... | ... | ... | ... | ... | ... | ... | ... | ... | ... |
| 3 | ASSAM | ... | ... | ... | ... | ... | ... | ... | ... | ... | ... | ... | ... |
| 4 | BIHAR | ... | ... | ... | ... | ... | ... | ... | ... | ... | ... | ... | ... |
| 5 | CHHATTISGARH | ... | ... | ... | ... | ... | ... | ... | ... | ... | ... | ... | ... |
| 6 | GOA | ... | ... | ... | ... | ... | ... | ... | ... | ... | ... | ... | ... |
| 7 | GUJARAT | ... | ... | ... | ... | ... | ... | ... | ... | ... | ... | ... | ... |
| 8 | HARYANA | ... | ... | ... | ... | ... | ... | ... | ... | ... | ... | ... | ... |
| 9 | HIMACHAL PRADESH | ... | ... | ... | ... | ... | ... | ... | ... | ... | ... | ... | ... |
| 10 | JAMMU & KASHMIR | ... | ... | ... | ... | ... | ... | ... | ... | ... | ... | ... | ... |
| 11 | JHARKHAND | 40000.00 | 0.00 | 40000.00 | 100.00 | 0.00 | 0.00 | 0.00 | 0.00 | 0.00 | 0.00 | 0.00 | 0.00 |
| 12 | KARNATAKA | ... | ... | ... | ... | ... | ... | ... | ... | ... | ... | ... | ... |
| 13 | KERALA | ... | ... | ... | ... | ... | ... | ... | ... | ... | ... | ... | ... |
| 14 | MADHYA PRADESH | ... | ... | ... | ... | ... | ... | ... | ... | ... | ... | ... | ... |
| 15 | MAHARASHTRA | ... | ... | ... | ... | ... | ... | ... | ... | ... | ... | ... | ... |
| 16 | MANIPUR | ... | ... | ... | ... | ... | ... | ... | ... | ... | ... | ... | ... |
| 17 | MEGHALAYA | ... | ... | ... | ... | ... | ... | ... | ... | ... | ... | ... | ... |
| 18 | MIZORAM | ... | ... | ... | ... | ... | ... | ... | ... | ... | ... | ... | ... |
| 19 | NAGALAND | ... | ... | ... | ... | ... | ... | ... | ... | ... | ... | ... | ... |
| 20 | ORISSA | ... | ... | ... | ... | ... | ... | ... | ... | ... | ... | ... | ... |
| 21 | PUNJAB | ... | ... | ... | ... | ... | ... | ... | ... | ... | ... | ... | ... |
| 22 | RAJASTHAN | ... | ... | ... | ... | ... | ... | ... | ... | ... | ... | ... | ... |
| 23 | SIKKIM | ... | ... | ... | ... | ... | ... | ... | ... | ... | ... | ... | ... |
| 24 | TAMIL NADU | ... | ... | ... | ... | ... | ... | ... | ... | ... | ... | ... | ... |
| 25 | TRIPURA | ... | ... | ... | ... | ... | ... | ... | ... | ... | ... | ... | ... |
| 26 | UTTARAKHAND | ... | ... | ... | ... | ... | ... | ... | ... | ... | ... | ... | ... |
| 27 | UTTAR PRADESH | ... | ... | ... | ... | ... | ... | ... | ... | ... | ... | ... | ... |
| 28 | WEST BENGAL | ... | ... | ... | ... | ... | ... | ... | ... | ... | ... | ... | ... |
| 29 | TELANGANA | ... | ... | ... | ... | ... | ... | ... | ... | ... | ... | ... | ... |
| TOTAL STATES | | 40000.00 | 0.00 | 40000.00 | 1.07 | 0.00 | 0.00 | 0.00 | 0.00 | 0.00 | 0.00 | 0.00 | 0.00 |
| 30 | A. & N. ISLANDS | ... | ... | ... | ... | ... | ... | ... | ... | ... | ... | ... | ... |
| 31 | CHANDIGARH | ... | ... | ... | ... | ... | ... | ... | ... | ... | ... | ... | ... |
| 32 | DADRA & NAGAR HAVELI | ... | ... | ... | ... | ... | ... | ... | ... | ... | ... | ... | ... |
| 33 | DAMAN & DIU | ... | ... | ... | ... | ... | ... | ... | ... | ... | ... | ... | ... |
| 34 | DELHI | ... | ... | ... | ... | ... | ... | ... | ... | ... | ... | ... | ... |
| 35 | LAKSHADWEEP | ... | ... | ... | ... | ... | ... | ... | ... | ... | ... | ... | ... |
| 36 | PUDUCHERRY | ... | ... | ... | ... | ... | ... | ... | ... | ... | ... | ... | ... |
| TOTAL U.T. | | 0.00 | 0.00 | 0.00 | 0.00 | 0.00 | 0.00 | 0.00 | 0.00 | 0.00 | 0.00 | 0.00 | 0.00 |
| TOTAL (STATE & UTs) | | 40000.00 | ... | 40000.00 | 0.84 | ... | ... | 0.00 | 0.00 | ... | ... | 0.00 | 0.00 |

..NICNET..

STATEMENT NO. (12): PLAN & NON-PLAN BUDGETED EXPENDITURE ON ADULT EDUCATION (Sub-head wise)

ACCOUNT: REVENUE ACCOUNT
PROGRAM: OTHER ADULT EDUCATION PROGRAMME

(RUPEES IN THOUSANDS)

| SL. NO. | STATE/UNION TERRITORY | 2012-13 (ACTUALS) | | | | 2013-14 (R.E.) | | | | 2014-15 (B.E.) | | | |
|---------------------|-----------------------|-------------------|-----------|------------|----------------------------------|----------------|-----------|------------|----------------------------------|----------------|-----------|------------|----------------------------------|
| | | PLAN | NON-PLAN | TOTAL | % AGE TO TOTAL EXP. ON ADL. EDN. | PLAN | NON-PLAN | TOTAL | % AGE TO TOTAL EXP. ON ADL. EDN. | PLAN | NON-PLAN | TOTAL | % AGE TO TOTAL EXP. ON ADL. EDN. |
| 1 | ANDHRA PRADESH | ... | ... | ... | ... | ... | ... | ... | ... | ... | ... | ... | ... |
| 2 | ARUNACHAL PRADESH | ... | ... | ... | ... | ... | ... | ... | ... | ... | ... | ... | ... |
| 3 | ASSAM | 2000.00 | 0.00 | 2000.00 | 0.86 | 6550.00 | 0.00 | 6550.00 | 2.11 | 9300.00 | 306.00 | 9606.00 | 3.04 |
| 4 | BIHAR | 1755518.00 | 48887.00 | 1804405.00 | 99.21 | 832500.00 | 94055.00 | 926555.00 | 47.62 | 3671757.00 | 61523.00 | 3733280.00 | 78.57 |
| 5 | CHHATTISGARH | 12320.00 | 0.00 | 12320.00 | 100.00 | 173570.00 | 0.00 | 173570.00 | 100.00 | 74800.00 | 0.00 | 74800.00 | 100.00 |
| 6 | GOA | 2114.00 | 13801.00 | 15915.00 | 99.54 | 497.00 | 15416.00 | 15913.00 | 98.75 | 3001.00 | 16232.00 | 19233.00 | 98.96 |
| 7 | GUJARAT | 1774.00 | 0.00 | 1774.00 | 6.55 | 4003.00 | 0.00 | 4003.00 | 17.11 | 3.00 | 0.00 | 3.00 | 0.01 |
| 8 | HARYANA | 9252.00 | 6788.00 | 16040.00 | 100.00 | 104790.00 | 9500.00 | 114290.00 | 100.00 | 94642.00 | 11000.00 | 105642.00 | 100.00 |
| 9 | HIMACHAL PRADESH | 0.00 | 0.00 | 0.00 | 0.00 | 0.00 | 74.00 | 74.00 | 1.11 | 0.00 | 81.00 | 81.00 | 2.40 |
| 10 | JAMMU & KASHMIR | ... | ... | ... | ... | ... | ... | ... | ... | ... | ... | ... | ... |
| 11 | JHARKHAND | ... | ... | ... | ... | ... | ... | ... | ... | ... | ... | ... | ... |
| 12 | KARNATAKA | 5000.00 | 25462.00 | 30462.00 | 13.87 | 5000.00 | 23330.00 | 28330.00 | 17.92 | 5000.00 | 24263.00 | 29263.00 | 21.97 |
| 13 | KERALA | ... | ... | ... | ... | ... | ... | ... | ... | ... | ... | ... | ... |
| 14 | MADHYA PRADESH | ... | ... | ... | ... | ... | ... | ... | ... | ... | ... | ... | ... |
| 15 | MAHARASHTRA | 0.00 | 34177.00 | 34177.00 | 17.81 | 1.00 | 46740.00 | 46741.00 | 24.04 | 7000.00 | 50934.00 | 57934.00 | 22.60 |
| 16 | MANIPUR | ... | ... | ... | ... | ... | ... | ... | ... | ... | ... | ... | ... |
| 17 | MEGHALAYA | 559.00 | 38883.00 | 39442.00 | 92.64 | 4914.00 | 37521.00 | 42435.00 | 87.90 | 9914.00 | 43548.00 | 53462.00 | 89.62 |
| 18 | MIZORAM | 0.00 | 0.00 | 0.00 | 0.00 | 0.00 | 40.00 | 40.00 | 0.09 | 0.00 | 40.00 | 40.00 | 0.09 |
| 19 | NAGALAND | ... | ... | ... | ... | ... | ... | ... | ... | ... | ... | ... | ... |
| 20 | ORISSA | 12800.00 | 0.00 | 12800.00 | 49.08 | 28207.00 | 0.00 | 28207.00 | 57.53 | 0.00 | 0.00 | 0.00 | 0.00 |
| 21 | PUNJAB | 0.00 | 3812.00 | 3812.00 | 100.00 | 0.00 | 9000.00 | 9000.00 | 100.00 | 0.00 | 8000.00 | 8000.00 | 100.00 |
| 22 | RAJASTHAN | 9819.00 | 70056.00 | 79875.00 | 91.57 | 111005.00 | 84757.00 | 195762.00 | 56.26 | 279745.00 | 94722.00 | 374467.00 | 70.44 |
| 23 | SIKKIM | ... | ... | ... | ... | ... | ... | ... | ... | ... | ... | ... | ... |
| 24 | TAMIL NADU | ... | ... | ... | ... | ... | ... | ... | ... | ... | ... | ... | ... |
| 25 | TRIPURA | 23190.00 | 316532.00 | 339722.00 | 100.00 | 20150.00 | 363417.00 | 383567.00 | 100.00 | 20450.00 | 405334.00 | 425784.00 | 100.00 |
| 26 | UTTARAKHAND | ... | ... | ... | ... | ... | ... | ... | ... | ... | ... | ... | ... |
| 27 | UTTAR PRADESH | ... | ... | ... | ... | ... | ... | ... | ... | ... | ... | ... | ... |
| 28 | WEST BENGAL | 0.00 | 17564.00 | 17564.00 | 10.96 | 0.00 | 28217.00 | 28217.00 | 13.95 | 0.00 | 33305.00 | 33305.00 | 14.88 |
| 29 | TELANGANA | ... | ... | ... | ... | ... | ... | ... | ... | ... | ... | ... | ... |
| TOTAL STATES | | 1834346.00 | 575962.00 | 2410308.00 | 64.74 | 1291187.00 | 712067.00 | 2003254.00 | 43.09 | 4175612.00 | 749288.00 | 4924900.00 | 64.49 |
| 30 | A. & N. ISLANDS | 0.00 | 7414.00 | 7414.00 | 88.41 | 0.00 | 8113.00 | 8113.00 | 87.38 | 0.00 | 8769.00 | 8769.00 | 88.51 |
| 31 | CHANDIGARH | ... | ... | ... | ... | ... | ... | ... | ... | ... | ... | ... | ... |
| 32 | DADRA & NAGAR HAVELI | 0.00 | 988.00 | 988.00 | 100.00 | 0.00 | 1000.00 | 1000.00 | 100.00 | 0.00 | 1000.00 | 1000.00 | 100.00 |
| 33 | DAMAN & DIU | 53.00 | 1190.00 | 1243.00 | 100.00 | 100.00 | 1200.00 | 1300.00 | 100.00 | 100.00 | 1700.00 | 1800.00 | 100.00 |
| 34 | DELHI | 0.00 | 425.00 | 425.00 | 0.04 | 0.00 | 500.00 | 500.00 | 0.05 | 0.00 | 750.00 | 750.00 | 0.06 |
| 35 | LAKSHADWEEP | ... | ... | ... | ... | ... | ... | ... | ... | ... | ... | ... | ... |
| 36 | PUDUCHERRY | 0.00 | 4299.00 | 4299.00 | 100.00 | 0.00 | 5340.00 | 5340.00 | 100.00 | 0.00 | 6380.00 | 6380.00 | 100.00 |
| TOTAL U.T. | | 53.00 | 14316.00 | 14369.00 | 1.35 | 100.00 | 16153.00 | 16253.00 | 1.54 | 100.00 | 18599.00 | 18699.00 | 1.47 |
| TOTAL (STATE & UTs) | | 1834399.00 | 590278.00 | 2424677.00 | 50.63 | 1291287.00 | 728220.00 | 2019507.00 | 35.42 | 4175712.00 | 767887.00 | 4943599.00 | 55.46 |

..NICNET..

STATEMENT NO. (12): PLAN & NON-PLAN BUDGETED EXPENDITURE ON ADULT EDUCATION (Sub-head wise)

ACCOUNT: REVENUE ACCOUNT
PROGRAM: OTHER EXPENDITURE

(RUPEES IN THOUSANDS)

| SL. NO. | STATE/UNION TERRITORY | 2012-13 (ACTUALS) | | | | 2013-14 (R.E.) | | | | 2014-15 (B.E.) | | | |
|---------------------|-----------------------|-------------------|------------|------------|----------------------------------|----------------|------------|------------|----------------------------------|----------------|------------|------------|----------------------------------|
| | | PLAN | NON-PLAN | TOTAL | % AGE TO TOTAL EXP. ON ADL. EDN. | PLAN | NON-PLAN | TOTAL | % AGE TO TOTAL EXP. ON ADL. EDN. | PLAN | NON-PLAN | TOTAL | % AGE TO TOTAL EXP. ON ADL. EDN. |
| 1 | ANDHRA PRADESH | ... | ... | ... | ... | ... | ... | ... | ... | ... | ... | ... | ... |
| 2 | ARUNACHAL PRADESH | ... | ... | ... | ... | ... | ... | ... | ... | ... | ... | ... | ... |
| 3 | ASSAM | 1200.00 | 0.00 | 1200.00 | 0.52 | 23000.00 | 0.00 | 23000.00 | 7.40 | 2500.00 | 0.00 | 2500.00 | 0.79 |
| 4 | BIHAR | 0.00 | 0.00 | 0.00 | 0.00 | 1000000.00 | 0.00 | 1000000.00 | 51.39 | 1000000.00 | 0.00 | 1000000.00 | 21.04 |
| 5 | CHHATTISGARH | ... | ... | ... | ... | ... | ... | ... | ... | ... | ... | ... | ... |
| 6 | GOA | 73.00 | 0.00 | 73.00 | 0.46 | 202.00 | 0.00 | 202.00 | 1.25 | 202.00 | 0.00 | 202.00 | 1.04 |
| 7 | GUJARAT | 1001.00 | 0.00 | 1001.00 | 3.69 | 601.00 | 0.00 | 601.00 | 2.57 | 2.00 | 0.00 | 2.00 | 0.01 |
| 8 | HARYANA | ... | ... | ... | ... | ... | ... | ... | ... | ... | ... | ... | ... |
| 9 | HIMACHAL PRADESH | ... | ... | ... | ... | ... | ... | ... | ... | ... | ... | ... | ... |
| 10 | JAMMU & KASHMIR | ... | ... | ... | ... | ... | ... | ... | ... | ... | ... | ... | ... |
| 11 | JHARKHAND | ... | ... | ... | ... | ... | ... | ... | ... | ... | ... | ... | ... |
| 12 | KARNATAKA | ... | ... | ... | ... | ... | ... | ... | ... | ... | ... | ... | ... |
| 13 | KERALA | ... | ... | ... | ... | ... | ... | ... | ... | ... | ... | ... | ... |
| 14 | MADHYA PRADESH | ... | ... | ... | ... | ... | ... | ... | ... | ... | ... | ... | ... |
| 15 | MAHARASHTRA | 0.00 | 157730.00 | 157730.00 | 82.19 | 0.00 | 147724.00 | 147724.00 | 75.96 | 0.00 | 198441.00 | 198441.00 | 77.40 |
| 16 | MANIPUR | ... | ... | ... | ... | ... | ... | ... | ... | ... | ... | ... | ... |
| 17 | MEGHALAYA | ... | ... | ... | ... | ... | ... | ... | ... | ... | ... | ... | ... |
| 18 | MIZORAM | 0.00 | 80.00 | 80.00 | 0.22 | 0.00 | 80.00 | 80.00 | 0.18 | 0.00 | 80.00 | 80.00 | 0.18 |
| 19 | NAGALAND | ... | ... | ... | ... | ... | ... | ... | ... | ... | ... | ... | ... |
| 20 | ORISSA | ... | ... | ... | ... | ... | ... | ... | ... | ... | ... | ... | ... |
| 21 | PUNJAB | ... | ... | ... | ... | ... | ... | ... | ... | ... | ... | ... | ... |
| 22 | RAJASTHAN | 1878.00 | 5474.00 | 7352.00 | 8.43 | 145195.00 | 7017.00 | 152212.00 | 43.74 | 149439.00 | 7736.00 | 157175.00 | 29.56 |
| 23 | SIKKIM | 200.00 | 0.00 | 200.00 | 100.00 | 1000.00 | 0.00 | 1000.00 | 100.00 | 1000.00 | 0.00 | 1000.00 | 100.00 |
| 24 | TAMIL NADU | ... | ... | ... | ... | ... | ... | ... | ... | ... | ... | ... | ... |
| 25 | TRIPURA | ... | ... | ... | ... | ... | ... | ... | ... | ... | ... | ... | ... |
| 26 | UTTARAKHAND | ... | ... | ... | ... | ... | ... | ... | ... | ... | ... | ... | ... |
| 27 | UTTAR PRADESH | ... | ... | ... | ... | ... | ... | ... | ... | ... | ... | ... | ... |
| 28 | WEST BENGAL | 124070.00 | 4173.00 | 128243.00 | 79.99 | 149700.00 | 4475.00 | 154175.00 | 76.22 | 160800.00 | 5384.00 | 166184.00 | 74.24 |
| 29 | TELANGANA | ... | ... | ... | ... | ... | ... | ... | ... | ... | ... | ... | ... |
| TOTAL STATES | | 128422.00 | 167457.00 | 295879.00 | 7.95 | 1319698.00 | 159296.00 | 1478994.00 | 31.82 | 1313943.00 | 211641.00 | 1525584.00 | 19.98 |
| 30 | A. & N. ISLANDS | 0.00 | 972.00 | 972.00 | 11.59 | 0.00 | 1172.00 | 1172.00 | 12.62 | 0.00 | 1138.00 | 1138.00 | 11.49 |
| 31 | CHANDIGARH | 3415.00 | 8016.00 | 11431.00 | 100.00 | 3500.00 | 8464.00 | 11964.00 | 100.00 | 4100.00 | 8728.00 | 12828.00 | 100.00 |
| 32 | DADRA & NAGAR HAVELI | ... | ... | ... | ... | ... | ... | ... | ... | ... | ... | ... | ... |
| 33 | DAMAN & DIU | ... | ... | ... | ... | ... | ... | ... | ... | ... | ... | ... | ... |
| 34 | DELHI | 102661.00 | 935505.00 | 1038166.00 | 99.86 | 120000.00 | 902127.00 | 1022127.00 | 99.85 | 127000.00 | 1114941.00 | 1241941.00 | 99.84 |
| 35 | LAKSHADWEEP | ... | ... | ... | ... | ... | ... | ... | ... | ... | ... | ... | ... |
| 36 | PUDUCHERRY | ... | ... | ... | ... | ... | ... | ... | ... | ... | ... | ... | ... |
| TOTAL U.T. | | 106076.00 | 944493.00 | 1050569.00 | 98.56 | 123500.00 | 911763.00 | 1035263.00 | 98.36 | 131100.00 | 1124807.00 | 1255907.00 | 98.43 |
| TOTAL (STATE & UTs) | | 234498.00 | 1111950.00 | 1346448.00 | 28.12 | 1443198.00 | 1071059.00 | 2514257.00 | 44.10 | 1445043.00 | 1336448.00 | 2781491.00 | 31.21 |

..NICNET..

STATEMENT NO. (13) : PLAN & NON-PLAN BUDGETED EXPENDITURE ON UNIVERSITY/DL/SCHOLARSHIP

ACCOUNT: REVENUE ACCOUNT
PROGRAM: TOTAL EXPENDITURE

(RUPEES IN THOUSANDS)

| SL. NO. | STATE/UNION TERRITORY | 2012-13 (ACTUALS) | | | | 2013-14 (R. E.) | | | | 2014-15 (B. E.) | | | |
|---------------------|-----------------------|-------------------|--------------|--------------|----------------------------------|-----------------|--------------|--------------|----------------------------------|-----------------|--------------|--------------|----------------------------------|
| | | PLAN | NON-PLAN | TOTAL | % AGE TO TOTAL EXP. ON EDUCATION | PLAN | NON-PLAN | TOTAL | % AGE TO TOTAL EXP. ON EDUCATION | PLAN | NON-PLAN | TOTAL | % AGE TO TOTAL EXP. ON EDUCATION |
| 1 | ANDHRA PRADESH | 908083.00 | 21708098.00 | 22616181.00 | 14.49 | 1439251.00 | 25803382.00 | 27242633.00 | 13.96 | 323643.00 | 21596956.00 | 21920599.00 | 15.83 |
| 2 | ARUNACHAL PRADESH | 0.00 | 0.00 | 0.00 | 0.00 | 161490.00 | 307307.00 | 468797.00 | 7.14 | 393128.00 | 322440.00 | 715568.00 | 5.58 |
| 3 | ASSAM | 779804.00 | 9959293.00 | 10739097.00 | 15.55 | 1702127.00 | 13349573.00 | 15051700.00 | 15.21 | 2562800.00 | 14968632.00 | 17531432.00 | 13.19 |
| 4 | BIHAR | 946957.00 | 24697098.00 | 25644055.00 | 19.63 | 2611001.00 | 31834988.00 | 34445989.00 | 20.32 | 1995902.00 | 34840573.00 | 36836475.00 | 15.40 |
| 5 | CHHATTISGARH | 1333874.00 | 2010799.00 | 3344673.00 | 7.44 | 2326869.00 | 3032280.00 | 5359149.00 | 7.10 | 2167548.00 | 881350.00 | 3048898.00 | 3.82 |
| 6 | GOA | 302389.00 | 1004143.00 | 1306532.00 | 14.66 | 410500.00 | 1141600.00 | 1552100.00 | 15.65 | 525184.00 | 1211200.00 | 1736384.00 | 15.56 |
| 7 | GUJARAT | 887617.00 | 10474619.00 | 11362236.00 | 8.97 | 1333155.00 | 10027917.00 | 11361072.00 | 7.96 | 1071319.00 | 10270654.00 | 11341973.00 | 7.02 |
| 8 | HARYANA | 1829100.00 | 6417667.00 | 8246767.00 | 11.97 | 2766185.00 | 6840261.00 | 9606446.00 | 11.38 | 3601185.00 | 7524171.00 | 11125356.00 | 11.16 |
| 9 | HIMACHAL PRADESH | 1187098.00 | 1702090.00 | 2889188.00 | 8.84 | 845627.00 | 1871356.00 | 2716983.00 | 7.08 | 945649.00 | 2056043.00 | 3001692.00 | 7.25 |
| 10 | JAMMU & KASHMIR | 0.00 | 4088096.00 | 4088096.00 | 14.91 | 500020.00 | 4071259.00 | 4571279.00 | 13.97 | 856720.00 | 4365521.00 | 5222241.00 | 13.07 |
| 11 | JHARKHAND | 1057443.00 | 5232502.00 | 6289945.00 | 17.88 | 945000.00 | 5506257.00 | 6451257.00 | 16.37 | 1310000.00 | 8243823.00 | 9553823.00 | 16.65 |
| 12 | KARNATAKA | 3851947.00 | 14717447.00 | 18569394.00 | 13.09 | 5610101.00 | 18706775.00 | 24316876.00 | 13.99 | 6435653.00 | 19529054.00 | 25964707.00 | 12.82 |
| 13 | KERALA | 2001889.00 | 13395674.00 | 15397563.00 | 15.28 | 2458314.00 | 16335736.00 | 18794050.00 | 16.79 | 3467400.00 | 19394265.00 | 22861665.00 | 17.04 |
| 14 | MADHYA PRADESH | 419562.00 | 8242589.00 | 8662151.00 | 10.12 | 585249.00 | 10798173.00 | 11383422.00 | 11.16 | 559203.00 | 11522817.00 | 12082020.00 | 9.00 |
| 15 | MAHARASHTRA | 991092.00 | 37253693.00 | 38244785.00 | 12.08 | 4016573.00 | 49633774.00 | 53650347.00 | 14.90 | 981200.00 | 40380465.00 | 41361665.00 | 10.68 |
| 16 | MANIPUR | 93125.00 | 1288124.00 | 1381249.00 | 19.47 | 120576.00 | 1330548.00 | 1451124.00 | 19.35 | 120576.00 | 1391936.00 | 1512512.00 | 19.48 |
| 17 | MEGHALAYA | 60666.00 | 790556.00 | 851222.00 | 11.02 | 121000.00 | 981202.00 | 1102202.00 | 13.13 | 114000.00 | 1092471.00 | 1206471.00 | 11.47 |
| 18 | MIZORAM | 544350.00 | 542623.00 | 1086973.00 | 16.35 | 668770.00 | 434000.00 | 1102770.00 | 14.00 | 456545.00 | 484840.00 | 941385.00 | 10.66 |
| 19 | NAGALAND | 78785.00 | 579074.00 | 657859.00 | 8.80 | 35000.00 | 878762.00 | 913762.00 | 10.19 | 35000.00 | 912962.00 | 947962.00 | 8.81 |
| 20 | ORISSA | 1236257.00 | 9455008.00 | 10691265.00 | 15.69 | 11901270.00 | 10343370.00 | 22244640.00 | 26.17 | 5402014.00 | 11728127.00 | 17130141.00 | 16.73 |
| 21 | PUNJAB | 75050.00 | 8092423.00 | 8167473.00 | 12.63 | 278863.00 | 5946932.00 | 6225795.00 | 8.30 | 950110.00 | 5663210.00 | 6613320.00 | 8.65 |
| 22 | RAJASTHAN | 556330.00 | 8383654.00 | 8939984.00 | 7.03 | 1009094.00 | 9855230.00 | 10864324.00 | 6.71 | 1499458.00 | 9148484.00 | 10647942.00 | 5.53 |
| 23 | SIKKIM | 128528.00 | 49894.00 | 178422.00 | 3.25 | 116674.00 | 57289.00 | 173963.00 | 2.94 | 152726.00 | 53816.00 | 206542.00 | 2.95 |
| 24 | TAMIL NADU | 110214.00 | 14142846.00 | 14253060.00 | 8.19 | 366161.00 | 18676141.00 | 19042302.00 | 9.68 | 820979.00 | 20926749.00 | 21747728.00 | 9.98 |
| 25 | TRIPURA | 12614.00 | 586435.00 | 599049.00 | 6.19 | 39731.00 | 765504.00 | 805235.00 | 6.79 | 35145.00 | 843090.00 | 878235.00 | 6.72 |
| 26 | UTTARAKHAND | 393267.00 | 1438456.00 | 1831723.00 | 5.08 | 528755.00 | 1715689.00 | 2244444.00 | 5.14 | 647778.00 | 2151387.00 | 2799165.00 | 5.66 |
| 27 | UTTAR PRADESH | 61269.00 | 14604543.00 | 14665812.00 | 5.65 | 273054.00 | 24304598.00 | 24577652.00 | 8.38 | 364706.00 | 19990441.00 | 20355147.00 | 6.33 |
| 28 | WEST BENGAL | 807815.00 | 17320400.00 | 18128215.00 | 11.12 | 1455070.00 | 18320750.00 | 19775820.00 | 11.81 | 1892177.00 | 20313378.00 | 22205555.00 | 10.57 |
| 29 | TELANGANA | 0.00 | 0.00 | 0.00 | 0.00 | 0.00 | 0.00 | 0.00 | 0.00 | 122257.00 | 7651644.00 | 7773901.00 | 0.00 |
| TOTAL STATES | | 20655125.00 | 238177844.00 | 258832969.00 | 11.33 | 44625480.00 | 292870653.00 | 337496133.00 | 12.19 | 39810005.00 | 299460499.00 | 339270504.00 | 10.94 |
| 30 | A. & N. ISLANDS | 104604.00 | 100731.00 | 205335.00 | 6.01 | 127937.00 | 113229.00 | 241166.00 | 6.37 | 159100.00 | 122898.00 | 281998.00 | 6.66 |
| 31 | CHANDIGARH | 28630.00 | 1070767.00 | 1099397.00 | 27.24 | 29100.00 | 1151602.00 | 1180702.00 | 27.14 | 59900.00 | 1193491.00 | 1253391.00 | 25.89 |
| 32 | DADRA & NAGAR HAVELI | 150000.00 | 0.00 | 150000.00 | 14.63 | 20000.00 | 0.00 | 20000.00 | 1.95 | 40000.00 | 0.00 | 40000.00 | 2.81 |
| 33 | DAMAN & DIU | 8400.00 | 33725.00 | 42125.00 | 6.74 | 16000.00 | 34700.00 | 50700.00 | 7.01 | 40000.00 | 29700.00 | 69700.00 | 6.42 |
| 34 | DELHI | 137373.00 | 1150000.00 | 1287373.00 | 3.96 | 123125.00 | 1400000.00 | 1523125.00 | 4.21 | 192000.00 | 1400000.00 | 1592000.00 | 3.66 |
| 35 | LAKSHADWEEP | 0.00 | 0.00 | 0.00 | 0.00 | 0.00 | 0.00 | 0.00 | 0.00 | 135000.00 | 0.00 | 135000.00 | 11.69 |
| 36 | PUDUCHERRY | 270132.00 | 429893.00 | 700025.00 | 14.63 | 626637.00 | 466425.00 | 1093062.00 | 19.52 | 664305.00 | 580420.00 | 1244725.00 | 19.96 |
| TOTAL U. T. | | 699139.00 | 2785116.00 | 3484255.00 | 7.35 | 942799.00 | 3165956.00 | 4108755.00 | 7.81 | 1290305.00 | 3326509.00 | 4616814.00 | 7.39 |
| TOTAL (STATE & UTs) | | 21354264.00 | 240962960.00 | 262317224.00 | 11.25 | 45568279.00 | 296036609.00 | 341604888.00 | 12.10 | 41100310.00 | 302787008.00 | 343887318.00 | 10.87 |
| CENTRE TOTAL | | 65252698.00 | 49211329.00 | 114464027.00 | 17.32 | 78600300.00 | 67156800.00 | 145757100.00 | 19.52 | 93490300.00 | 73752300.00 | 167242600.00 | 20.21 |
| GRAND TOTAL | | 86606962.00 | 290174289.00 | 376781251.00 | 12.59 | 124168579.00 | 363193409.00 | 487361988.00 | 13.66 | 134590610.00 | 376539308.00 | 511129918.00 | 12.81 |

. . NICNET . .

STATEMENT NO. (14) : PLAN & NON-PLAN BUDGETED EXPENDITURE ON UNIVERSITY/DL/SCHOLARSHIP (Sub-head wise)

ACCOUNT: REVENUE ACCOUNT
PROGRAM: DIRECTION & ADMINISTRATION

(RUPEES IN THOUSANDS)

| SL. NO. | STATE/UNION TERRITORY | 2012-13 (ACTUALS) | | | | 2013-14 (R.E.) | | | | 2014-15 (B.E.) | | | |
|---------------------|-----------------------|-------------------|------------|------------|----------------------------------|----------------|------------|------------|----------------------------------|----------------|------------|------------|----------------------------------|
| | | PLAN | NON-PLAN | TOTAL | % AGE TO TOTAL EXP. ON UNV. EDN. | PLAN | NON-PLAN | TOTAL | % AGE TO TOTAL EXP. ON UNV. EDN. | PLAN | NON-PLAN | TOTAL | % AGE TO TOTAL EXP. ON UNV. EDN. |
| 1 | ANDHRA PRADESH | 1556.00 | 163226.00 | 164782.00 | 0.73 | 4985.00 | 309878.00 | 314863.00 | 1.16 | 4000.00 | 171751.00 | 175751.00 | 0.80 |
| 2 | ARUNACHAL PRADESH | 0.00 | 0.00 | 0.00 | 0.00 | 6700.00 | 22329.00 | 29029.00 | 6.19 | 6540.00 | 25156.00 | 31696.00 | 4.43 |
| 3 | ASSAM | 2110.00 | 37911.00 | 40021.00 | 0.37 | 24300.00 | 62532.00 | 86832.00 | 0.58 | 17725.00 | 66995.00 | 84720.00 | 0.48 |
| 4 | BIHAR | 0.00 | 24157.00 | 24157.00 | 0.09 | 0.00 | 33218.00 | 33218.00 | 0.10 | 0.00 | 28609.00 | 28609.00 | 0.08 |
| 5 | CHHATTISGARH | 0.00 | 25101.00 | 25101.00 | 0.75 | 23844.00 | 35260.00 | 59104.00 | 1.10 | 170968.00 | 46830.00 | 217798.00 | 7.14 |
| 6 | GOA | 22488.00 | 0.00 | 22488.00 | 1.72 | 41500.00 | 0.00 | 41500.00 | 2.67 | 43200.00 | 0.00 | 43200.00 | 2.49 |
| 7 | GUJARAT | 0.00 | 11826.00 | 11826.00 | 0.10 | 100.00 | 10771.00 | 10871.00 | 0.10 | 0.00 | 10795.00 | 10795.00 | 0.10 |
| 8 | HARYANA | 79852.00 | 350391.00 | 430243.00 | 5.22 | 197696.00 | 401401.00 | 599097.00 | 6.24 | 210775.00 | 494771.00 | 705546.00 | 6.34 |
| 9 | HIMACHAL PRADESH | ... | ... | ... | ... | ... | ... | ... | ... | ... | ... | ... | ... |
| 10 | JAMMU & KASHMIR | ... | ... | ... | ... | ... | ... | ... | ... | ... | ... | ... | ... |
| 11 | JHARKHAND | 0.00 | 8292.00 | 8292.00 | 0.13 | 0.00 | 10948.00 | 10948.00 | 0.17 | 0.00 | 12685.00 | 12685.00 | 0.13 |
| 12 | KARNATAKA | 17281.00 | 104478.00 | 121759.00 | 0.66 | 24150.00 | 134850.00 | 159000.00 | 0.65 | 22592.00 | 163556.00 | 186148.00 | 0.72 |
| 13 | KERALA | 6849.00 | 126926.00 | 133775.00 | 0.87 | 9001.00 | 235712.00 | 244713.00 | 1.30 | 6000.00 | 271280.00 | 277280.00 | 1.21 |
| 14 | MADHYA PRADESH | 14798.00 | 164963.00 | 179761.00 | 2.08 | 18997.00 | 161840.00 | 180837.00 | 1.59 | 18000.00 | 180121.00 | 198121.00 | 1.64 |
| 15 | MAHARASHTRA | ... | ... | ... | ... | ... | ... | ... | ... | ... | ... | ... | ... |
| 16 | MANIPUR | 2688.00 | 23104.00 | 25792.00 | 1.87 | 5000.00 | 23825.00 | 28825.00 | 1.99 | 5000.00 | 22688.00 | 27688.00 | 1.83 |
| 17 | MEGHALAYA | 318.00 | 14925.00 | 15243.00 | 1.79 | 460.00 | 14305.00 | 14765.00 | 1.34 | 659.00 | 17530.00 | 18189.00 | 1.51 |
| 18 | MIZORAM | 8958.00 | 34203.00 | 43161.00 | 3.97 | 6423.00 | 38590.00 | 45013.00 | 4.08 | 4824.00 | 24930.00 | 29754.00 | 3.16 |
| 19 | NAGALAND | 14536.00 | 43348.00 | 57884.00 | 8.80 | 9800.00 | 82499.00 | 92299.00 | 10.10 | 9800.00 | 65498.00 | 75298.00 | 7.94 |
| 20 | ORISSA | 0.00 | 87109.00 | 87109.00 | 0.81 | 0.00 | 99611.00 | 99611.00 | 0.45 | 0.00 | 112435.00 | 112435.00 | 0.66 |
| 21 | PUNJAB | 0.00 | 421.00 | 421.00 | 0.01 | 0.00 | 1175.00 | 1175.00 | 0.02 | 32.00 | 1055.00 | 1087.00 | 0.02 |
| 22 | RAJASTHAN | 1491.00 | 90626.00 | 92117.00 | 1.03 | 2879.00 | 113450.00 | 116329.00 | 1.07 | 7100.00 | 113544.00 | 120644.00 | 1.13 |
| 23 | SIKKIM | ... | ... | ... | ... | ... | ... | ... | ... | ... | ... | ... | ... |
| 24 | TAMIL NADU | 1355.00 | 101149.00 | 102504.00 | 0.72 | 3.00 | 116691.00 | 116694.00 | 0.61 | 0.00 | 149975.00 | 149975.00 | 0.69 |
| 25 | TRIPURA | 0.00 | 22762.00 | 22762.00 | 3.80 | 1820.00 | 59664.00 | 61484.00 | 7.64 | 1900.00 | 65405.00 | 67305.00 | 7.66 |
| 26 | UTTARAKHAND | 0.00 | 26126.00 | 26126.00 | 1.43 | 0.00 | 34360.00 | 34360.00 | 1.53 | 0.00 | 40616.00 | 40616.00 | 1.45 |
| 27 | UTTAR PRADESH | 0.00 | 85839.00 | 85839.00 | 0.59 | 0.00 | 92366.00 | 92366.00 | 0.38 | 0.00 | 109830.00 | 109830.00 | 0.54 |
| 28 | WEST BENGAL | 0.00 | 104602.00 | 104602.00 | 0.58 | 0.00 | 140975.00 | 140975.00 | 0.71 | 0.00 | 165571.00 | 165571.00 | 0.75 |
| 29 | TELANGANA | 0.00 | 0.00 | 0.00 | 0.00 | 0.00 | 0.00 | 0.00 | 0.00 | 1246.00 | 54465.00 | 55711.00 | 0.72 |
| TOTAL STATES | | 174280.00 | 1651485.00 | 1825765.00 | 0.71 | 377658.00 | 2236250.00 | 2613908.00 | 0.77 | 530361.00 | 2416091.00 | 2946452.00 | 0.87 |
| 30 | A. & N. ISLANDS | ... | ... | ... | ... | ... | ... | ... | ... | ... | ... | ... | ... |
| 31 | CHANDIGARH | ... | ... | ... | ... | ... | ... | ... | ... | ... | ... | ... | ... |
| 32 | DADRA & NAGAR HAVELI | 150000.00 | 0.00 | 150000.00 | 100.00 | 20000.00 | 0.00 | 20000.00 | 100.00 | 40000.00 | 0.00 | 40000.00 | 100.00 |
| 33 | DAMAN & DIU | 8400.00 | 33725.00 | 42125.00 | 100.00 | 16000.00 | 34700.00 | 50700.00 | 100.00 | 40000.00 | 29700.00 | 69700.00 | 100.00 |
| 34 | DELHI | 31680.00 | 0.00 | 31680.00 | 2.46 | 43375.00 | 0.00 | 43375.00 | 2.85 | 45000.00 | 0.00 | 45000.00 | 2.83 |
| 35 | LAKSHADWEEP | ... | ... | ... | ... | ... | ... | ... | ... | ... | ... | ... | ... |
| 36 | PUDUCHERRY | ... | ... | ... | ... | ... | ... | ... | ... | ... | ... | ... | ... |
| TOTAL U.T. | | 190080.00 | 33725.00 | 223805.00 | 6.42 | 79375.00 | 34700.00 | 114075.00 | 2.78 | 125000.00 | 29700.00 | 154700.00 | 3.35 |
| TOTAL (STATE & UTs) | | 364360.00 | 1685210.00 | 2049570.00 | 0.78 | 457033.00 | 2270950.00 | 2727983.00 | 0.80 | 655361.00 | 2445791.00 | 3101152.00 | 0.90 |

..NICNET..

STATEMENT NO. (14) : PLAN & NON-PLAN BUDGETED EXPENDITURE ON UNIVERSITY/DL/SCHOLARSHIP (Sub-head wise)

ACCOUNT: REVENUE ACCOUNT
PROGRAM: ASSISTANCE TO UNIVERSITIES

(RUPEES IN THOUSANDS)

| SL. NO. | STATE/UNION TERRITORY | 2012-13 (ACTUALS) | | | | 2013-14 (R.E.) | | | | 2014-15 (B.E.) | | | |
|---------------------|-----------------------|-------------------|-------------|-------------|----------------------------------|----------------|-------------|-------------|----------------------------------|----------------|-------------|--------------|----------------------------------|
| | | PLAN | NON-PLAN | TOTAL | % AGE TO TOTAL EXP. ON UNV. EDN. | PLAN | NON-PLAN | TOTAL | % AGE TO TOTAL EXP. ON UNV. EDN. | PLAN | NON-PLAN | TOTAL | % AGE TO TOTAL EXP. ON UNV. EDN. |
| 1 | ANDHRA PRADESH | 126985.00 | 7682512.00 | 7809497.00 | 34.53 | 694192.00 | 6650955.00 | 7345147.00 | 26.96 | 20000.00 | 7539043.00 | 7559043.00 | 34.48 |
| 2 | ARUNACHAL PRADESH | ... | ... | ... | ... | ... | ... | ... | ... | ... | ... | ... | ... |
| 3 | ASSAM | 187000.00 | 1286006.00 | 1473006.00 | 13.72 | 262000.00 | 1366088.00 | 1628088.00 | 10.82 | 212000.00 | 1563565.00 | 1775565.00 | 10.13 |
| 4 | BIHAR | 672157.00 | 24249319.00 | 24921476.00 | 97.18 | 2090001.00 | 30198518.00 | 32288519.00 | 93.74 | 1599902.00 | 33228378.00 | 34828280.00 | 94.55 |
| 5 | CHHATTISGARH | 429765.00 | 135138.00 | 564903.00 | 16.89 | 768500.00 | 180000.00 | 948500.00 | 17.70 | 361500.00 | 180000.00 | 541500.00 | 17.76 |
| 6 | GOA | 80000.00 | 195725.00 | 275725.00 | 21.10 | 81500.00 | 215225.00 | 296725.00 | 19.12 | 111500.00 | 240000.00 | 351500.00 | 20.24 |
| 7 | GUJARAT | 665427.00 | 2230000.00 | 2895427.00 | 25.48 | 1063116.00 | 2230637.00 | 3293753.00 | 28.99 | 663459.00 | 2560633.00 | 3224092.00 | 28.43 |
| 8 | HARYANA | 722000.00 | 393000.00 | 1115000.00 | 13.52 | 1282300.00 | 600000.00 | 1882300.00 | 19.59 | 1580000.00 | 640000.00 | 2220000.00 | 19.95 |
| 9 | HIMACHAL PRADESH | 623600.00 | 0.00 | 623600.00 | 21.58 | 489400.00 | 5000.00 | 494400.00 | 18.20 | 454100.00 | 0.00 | 454100.00 | 15.13 |
| 10 | JAMMU & KASHMIR | 0.00 | 2385649.00 | 2385649.00 | 58.36 | 0.00 | 1960800.00 | 1960800.00 | 42.89 | 250000.00 | 2111000.00 | 2361000.00 | 45.21 |
| 11 | JHARKHAND | 349457.00 | 5058181.00 | 5407638.00 | 85.97 | 369500.00 | 5288837.00 | 5658337.00 | 87.71 | 537700.00 | 8002248.00 | 8539948.00 | 89.39 |
| 12 | KARNATAKA | 782938.00 | 3320716.00 | 4103654.00 | 22.10 | 978585.00 | 3863617.00 | 4842202.00 | 19.91 | 802600.00 | 4393300.00 | 5195900.00 | 20.01 |
| 13 | KERALA | 970000.00 | 2846451.00 | 3816451.00 | 24.79 | 1180005.00 | 3607370.00 | 4787375.00 | 25.47 | 1235000.00 | 4300900.00 | 5535900.00 | 24.21 |
| 14 | MADHYA PRADESH | 52052.00 | 433900.00 | 485952.00 | 5.61 | 114750.00 | 419706.00 | 534456.00 | 4.70 | 115601.00 | 329102.00 | 444703.00 | 3.68 |
| 15 | MAHARASHTRA | 251167.00 | 2999510.00 | 3250677.00 | 8.50 | 3010961.00 | 4470146.00 | 7481107.00 | 13.94 | 157320.00 | 3610611.00 | 3767931.00 | 9.11 |
| 16 | MANIPUR | ... | ... | ... | ... | ... | ... | ... | ... | ... | ... | ... | ... |
| 17 | MEGHALAYA | 0.00 | 0.00 | 0.00 | 0.00 | 300.00 | 20.00 | 320.00 | 0.03 | 1.00 | 23.00 | 24.00 | 0.00 |
| 18 | MIZORAM | ... | ... | ... | ... | ... | ... | ... | ... | ... | ... | ... | ... |
| 19 | NAGALAND | ... | ... | ... | ... | ... | ... | ... | ... | ... | ... | ... | ... |
| 20 | ORISSA | 394093.00 | 1596396.00 | 1990489.00 | 18.62 | 491204.00 | 1738498.00 | 2229702.00 | 10.02 | 500005.00 | 1779703.00 | 2279708.00 | 13.31 |
| 21 | PUNJAB | 69800.00 | 1441949.00 | 1511749.00 | 18.51 | 278663.00 | 1524249.00 | 1802912.00 | 28.96 | 10.00 | 1606349.00 | 1606359.00 | 24.29 |
| 22 | RAJASTHAN | 119416.00 | 1985000.00 | 2104416.00 | 23.54 | 327127.00 | 2269564.00 | 2596691.00 | 23.90 | 452388.00 | 1964010.00 | 2416398.00 | 22.69 |
| 23 | SIKKIM | ... | ... | ... | ... | ... | ... | ... | ... | ... | ... | ... | ... |
| 24 | TAMIL NADU | 78086.00 | 1272144.00 | 1350230.00 | 9.47 | 364061.00 | 2937731.00 | 3301792.00 | 17.34 | 820576.00 | 3090222.00 | 3910798.00 | 17.98 |
| 25 | TRIPURA | ... | ... | ... | ... | ... | ... | ... | ... | ... | ... | ... | ... |
| 26 | UTTARAKHAND | 124217.00 | 329110.00 | 453327.00 | 24.75 | 190227.00 | 417000.00 | 607227.00 | 27.05 | 120276.00 | 384716.00 | 504992.00 | 18.04 |
| 27 | UTTAR PRADESH | 47283.00 | 1164177.00 | 1211460.00 | 8.26 | 70017.00 | 1211136.00 | 1281153.00 | 5.21 | 50017.00 | 1272791.00 | 1322808.00 | 6.50 |
| 28 | WEST BENGAL | 320608.00 | 6669409.00 | 6990017.00 | 38.56 | 919000.00 | 6968390.00 | 7887390.00 | 39.88 | 1272687.00 | 7567006.00 | 8839693.00 | 39.81 |
| 29 | TELANGANA | 0.00 | 0.00 | 0.00 | 0.00 | 0.00 | 0.00 | 0.00 | 0.00 | 0.00 | 2766756.00 | 2766756.00 | 35.59 |
| TOTAL STATES | | 7066051.00 | 67674292.00 | 74740343.00 | 28.88 | 15025409.00 | 78123487.00 | 93148896.00 | 27.60 | 11316642.00 | 89130356.00 | 100446998.00 | 29.61 |
| 30 | A. & N. ISLANDS | ... | ... | ... | ... | ... | ... | ... | ... | ... | ... | ... | ... |
| 31 | CHANDIGARH | ... | ... | ... | ... | ... | ... | ... | ... | ... | ... | ... | ... |
| 32 | DADRA & NAGAR HAVELI | ... | ... | ... | ... | ... | ... | ... | ... | ... | ... | ... | ... |
| 33 | DAMAN & DIU | ... | ... | ... | ... | ... | ... | ... | ... | ... | ... | ... | ... |
| 34 | DELHI | 37500.00 | 0.00 | 37500.00 | 2.91 | 53750.00 | 0.00 | 53750.00 | 3.53 | 65000.00 | 0.00 | 65000.00 | 4.08 |
| 35 | LAKSHADWEEP | ... | ... | ... | ... | ... | ... | ... | ... | ... | ... | ... | ... |
| 36 | PUDUCHERRY | 0.00 | 0.00 | 0.00 | 0.00 | 492.00 | 0.00 | 492.00 | 0.05 | 292.00 | 0.00 | 292.00 | 0.02 |
| TOTAL U.T. | | 37500.00 | 0.00 | 37500.00 | 1.08 | 54242.00 | 0.00 | 54242.00 | 1.32 | 65292.00 | 0.00 | 65292.00 | 1.41 |
| TOTAL (STATE & UTs) | | 7103551.00 | 67674292.00 | 74777843.00 | 28.51 | 15079651.00 | 78123487.00 | 93203138.00 | 27.28 | 11381934.00 | 89130356.00 | 100512290.00 | 29.23 |

.. NICNET ..

STATEMENT NO. (14) : PLAN & NON-PLAN BUDGETED EXPENDITURE ON UNIVERSITY/DL/SCHOLARSHIP (Sub-head wise)

ACCOUNT: REVENUE ACCOUNT
PROGRAM: GOVERNMENT COLLEGES

(RUPEES IN THOUSANDS)

| SL. NO. | STATE/UNION TERRITORY | 2012-13 (ACTUALS) | | | | 2013-14 (R.E.) | | | | 2014-15 (B.E.) | | | |
|---------------------|-----------------------|-------------------|-------------|-------------|----------------------------------|----------------|-------------|-------------|----------------------------------|----------------|-------------|-------------|----------------------------------|
| | | PLAN | NON-PLAN | TOTAL | % AGE TO TOTAL EXP. ON UNV. EDN. | PLAN | NON-PLAN | TOTAL | % AGE TO TOTAL EXP. ON UNV. EDN. | PLAN | NON-PLAN | TOTAL | % AGE TO TOTAL EXP. ON UNV. EDN. |
| 1 | ANDHRA PRADESH | 635488.00 | 7621675.00 | 8257163.00 | 36.51 | 669624.00 | 10601350.00 | 11270974.00 | 41.37 | 297143.00 | 8566620.00 | 8863763.00 | 40.44 |
| 2 | ARUNACHAL PRADESH | 0.00 | 0.00 | 0.00 | 0.00 | 53290.00 | 281640.00 | 334930.00 | 71.44 | 53650.00 | 297284.00 | 350934.00 | 49.04 |
| 3 | ASSAM | 451894.00 | 8277813.00 | 8729707.00 | 81.29 | 955958.00 | 11252434.00 | 12208392.00 | 81.11 | 2244875.00 | 12663462.00 | 14908337.00 | 85.04 |
| 4 | BIHAR | 0.00 | 415547.00 | 415547.00 | 1.62 | 50000.00 | 491958.00 | 541958.00 | 1.57 | 20000.00 | 474762.00 | 494762.00 | 1.34 |
| 5 | CHHATTISGARH | 793537.00 | 1528991.00 | 2322528.00 | 69.44 | 1123025.00 | 2464320.00 | 3587345.00 | 66.94 | 1519580.00 | 293820.00 | 1813400.00 | 59.48 |
| 6 | GOA | 129069.00 | 84107.00 | 213176.00 | 16.32 | 144500.00 | 113200.00 | 257700.00 | 16.60 | 171670.00 | 120700.00 | 292370.00 | 16.84 |
| 7 | GUJARAT | 141677.00 | 397944.00 | 539621.00 | 4.75 | 144188.00 | 424369.00 | 568557.00 | 5.00 | 244440.00 | 466345.00 | 710785.00 | 6.27 |
| 8 | HARYANA | 429908.00 | 2191539.00 | 2621447.00 | 31.79 | 668089.00 | 2352860.00 | 3020949.00 | 31.45 | 1254225.00 | 2722900.00 | 3977125.00 | 35.75 |
| 9 | HIMACHAL PRADESH | 0.00 | 1659979.00 | 1659979.00 | 57.45 | 4.00 | 1810975.00 | 1810979.00 | 66.65 | 46500.00 | 2001422.00 | 2047922.00 | 68.23 |
| 10 | JAMMU & KASHMIR | 0.00 | 1492359.00 | 1492359.00 | 36.50 | 500000.00 | 1879350.00 | 2379350.00 | 52.05 | 606700.00 | 2012950.00 | 2619650.00 | 50.16 |
| 11 | JHARKHAND | 0.00 | 166029.00 | 166029.00 | 2.64 | 0.00 | 206472.00 | 206472.00 | 3.20 | 0.00 | 228890.00 | 228890.00 | 2.40 |
| 12 | KARNATAKA | 2530931.00 | 3121799.00 | 5652730.00 | 30.44 | 3892500.00 | 4974033.00 | 8866533.00 | 36.46 | 4844309.00 | 4780503.00 | 9624812.00 | 37.07 |
| 13 | KERALA | 279988.00 | 2002397.00 | 2282385.00 | 14.82 | 310502.00 | 2593233.00 | 2903735.00 | 15.45 | 439200.00 | 2941206.00 | 3380406.00 | 14.79 |
| 14 | MADHYA PRADESH | 207555.00 | 7134676.00 | 7342231.00 | 84.76 | 287002.00 | 9613573.00 | 9900575.00 | 86.97 | 329102.00 | 10390292.00 | 10719394.00 | 88.72 |
| 15 | MAHARASHTRA | 124720.00 | 751074.00 | 875794.00 | 2.29 | 88312.00 | 1048528.00 | 1136840.00 | 2.12 | 56673.00 | 856723.00 | 913396.00 | 2.21 |
| 16 | MANIPUR | 51327.00 | 1205809.00 | 1257136.00 | 91.01 | 72276.00 | 1239228.00 | 1311504.00 | 90.38 | 72276.00 | 1301079.00 | 1373355.00 | 90.80 |
| 17 | MEGHALAYA | 51945.00 | 132700.00 | 184645.00 | 21.69 | 39806.00 | 189284.00 | 229090.00 | 20.78 | 39806.00 | 224317.00 | 264123.00 | 21.89 |
| 18 | MIZORAM | 489701.00 | 503131.00 | 992832.00 | 91.34 | 581822.00 | 389160.00 | 970982.00 | 88.05 | 374221.00 | 452260.00 | 826481.00 | 87.79 |
| 19 | NAGALAND | 22949.00 | 487026.00 | 509975.00 | 77.52 | 10200.00 | 731240.00 | 741440.00 | 81.14 | 10200.00 | 782501.00 | 792701.00 | 83.62 |
| 20 | ORISSA | 56249.00 | 2019327.00 | 2075576.00 | 19.41 | 120003.00 | 2572107.00 | 2692110.00 | 12.10 | 210004.00 | 3127172.00 | 3337176.00 | 19.48 |
| 21 | PUNJAB | 5250.00 | 2114670.00 | 2119920.00 | 25.96 | 200.00 | 1707968.00 | 1708168.00 | 27.44 | 700068.00 | 1710758.00 | 2410826.00 | 36.45 |
| 22 | RAJASTHAN | 78761.00 | 5735846.00 | 5814607.00 | 65.04 | 68021.00 | 7054420.00 | 7122441.00 | 65.56 | 207408.00 | 6683928.00 | 6891336.00 | 64.72 |
| 23 | SIKKIM | 128528.00 | 49894.00 | 178422.00 | 100.00 | 116674.00 | 57289.00 | 173963.00 | 100.00 | 152726.00 | 53816.00 | 206542.00 | 100.00 |
| 24 | TAMIL NADU | 30422.00 | 4363996.00 | 4394418.00 | 30.83 | 946.00 | 5840526.00 | 5841472.00 | 30.68 | 2.00 | 6883479.00 | 6883481.00 | 31.65 |
| 25 | TRIPURA | 7741.00 | 563463.00 | 571204.00 | 95.35 | 31231.00 | 705490.00 | 736721.00 | 91.49 | 25595.00 | 777360.00 | 802955.00 | 91.43 |
| 26 | UTTARAKHAND | 226723.00 | 683600.00 | 910323.00 | 49.70 | 303992.00 | 753578.00 | 1057570.00 | 47.12 | 443792.00 | 1120603.00 | 1564395.00 | 55.89 |
| 27 | UTTAR PRADESH | 8936.00 | 1526142.00 | 1535078.00 | 10.47 | 37031.00 | 1633163.00 | 1670194.00 | 6.80 | 43211.00 | 1960144.00 | 2003355.00 | 9.84 |
| 28 | WEST BENGAL | 65879.00 | 1446899.00 | 1512778.00 | 8.34 | 94100.00 | 1711417.00 | 1805517.00 | 9.13 | 111800.00 | 1921693.00 | 2033493.00 | 9.16 |
| 29 | TELANGANA | 0.00 | 0.00 | 0.00 | 0.00 | 0.00 | 0.00 | 0.00 | 0.00 | 111399.00 | 3466198.00 | 3577597.00 | 46.02 |
| TOTAL STATES | | 6949178.00 | 57678432.00 | 64627610.00 | 24.97 | 10363296.00 | 74693165.00 | 85056461.00 | 25.20 | 14630575.00 | 79283187.00 | 93913762.00 | 27.68 |
| 30 | A. & N. ISLANDS | 104604.00 | 89332.00 | 193936.00 | 94.45 | 127937.00 | 103229.00 | 231166.00 | 95.85 | 159100.00 | 112898.00 | 271998.00 | 96.45 |
| 31 | CHANDIGARH | 20630.00 | 599474.00 | 620104.00 | 56.40 | 19100.00 | 658275.00 | 677375.00 | 57.37 | 49900.00 | 685990.00 | 735890.00 | 58.71 |
| 32 | DADRA & NAGAR HAVELI | ... | ... | ... | ... | ... | ... | ... | ... | ... | ... | ... | ... |
| 33 | DAMAN & DIU | ... | ... | ... | ... | ... | ... | ... | ... | ... | ... | ... | ... |
| 34 | DELHI | ... | ... | ... | ... | ... | ... | ... | ... | ... | ... | ... | ... |
| 35 | LAKSHADWEEP | 0.00 | 0.00 | 0.00 | 0.00 | 0.00 | 0.00 | 0.00 | 0.00 | 135000.00 | 0.00 | 135000.00 | 100.00 |
| 36 | PUDUCHERRY | 180649.00 | 429849.00 | 610498.00 | 87.21 | 196114.00 | 466375.00 | 662489.00 | 60.61 | 273838.00 | 580370.00 | 854208.00 | 68.63 |
| TOTAL U.T. | | 305883.00 | 1118655.00 | 1424538.00 | 40.89 | 343151.00 | 1227879.00 | 1571030.00 | 38.24 | 617838.00 | 1379258.00 | 1997096.00 | 43.26 |
| TOTAL (STATE & UTs) | | 7255061.00 | 58797087.00 | 66052148.00 | 25.18 | 10706447.00 | 75921044.00 | 86627491.00 | 25.36 | 15248413.00 | 80662445.00 | 95910858.00 | 27.89 |

..NICNET..

STATEMENT NO. (14) : PLAN & NON-PLAN BUDGETED EXPENDITURE ON UNIVERSITY/DL/SCHOLARSHIP (Sub-head wise)

ACCOUNT: REVENUE ACCOUNT
PROGRAM: ASSISTANCE TO NON-GOVT. COLLEGES

(RUPEES IN THOUSANDS)

| SL. NO. | STATE/UNION TERRITORY | 2012-13 (ACTUALS) | | | | 2013-14 (R.E.) | | | | 2014-15 (B.E.) | | | |
|---------------------|-----------------------|-------------------|--------------|--------------|----------------------------------|----------------|--------------|--------------|----------------------------------|----------------|--------------|--------------|----------------------------------|
| | | PLAN | NON-PLAN | TOTAL | % AGE TO TOTAL EXP. ON UNV. EDN. | PLAN | NON-PLAN | TOTAL | % AGE TO TOTAL EXP. ON UNV. EDN. | PLAN | NON-PLAN | TOTAL | % AGE TO TOTAL EXP. ON UNV. EDN. |
| 1 | ANDHRA PRADESH | 1025.00 | 6223137.00 | 6224162.00 | 27.52 | 5000.00 | 8211726.00 | 8216726.00 | 30.16 | 2500.00 | 5298184.00 | 5300684.00 | 24.18 |
| 2 | ARUNACHAL PRADESH | ... | ... | ... | ... | ... | ... | ... | ... | ... | ... | ... | ... |
| 3 | ASSAM | 50000.00 | 350604.00 | 400604.00 | 3.73 | 247100.00 | 653322.00 | 900422.00 | 5.98 | 33820.00 | 659586.00 | 693406.00 | 3.96 |
| 4 | BIHAR | 0.00 | 0.00 | 0.00 | 0.00 | 0.00 | 1095620.00 | 1095620.00 | 3.18 | 0.00 | 1095620.00 | 1095620.00 | 2.97 |
| 5 | CHHATTISGARH | 72017.00 | 321208.00 | 393225.00 | 11.76 | 371500.00 | 352000.00 | 723500.00 | 13.50 | 70500.00 | 360000.00 | 430500.00 | 14.12 |
| 6 | GOA | 16800.00 | 722016.00 | 738816.00 | 56.55 | 32500.00 | 810675.00 | 843175.00 | 54.32 | 32500.00 | 848000.00 | 880500.00 | 50.71 |
| 7 | GUJARAT | 5950.00 | 7815499.00 | 7821449.00 | 68.84 | 14000.00 | 7342340.00 | 7356340.00 | 64.75 | 15000.00 | 7207560.00 | 7222560.00 | 63.68 |
| 8 | HARYANA | 0.00 | 3477399.00 | 3477399.00 | 42.17 | 0.00 | 3480000.00 | 3480000.00 | 36.23 | 0.00 | 3660000.00 | 3660000.00 | 32.90 |
| 9 | HIMACHAL PRADESH | 242431.00 | 0.00 | 242431.00 | 8.39 | 110300.00 | 0.00 | 110300.00 | 4.06 | 113700.00 | 0.00 | 113700.00 | 3.79 |
| 10 | JAMMU & KASHMIR | 0.00 | 209258.00 | 209258.00 | 5.12 | 0.00 | 230259.00 | 230259.00 | 5.04 | 0.00 | 240721.00 | 240721.00 | 4.61 |
| 11 | JHARKHAND | ... | ... | ... | ... | ... | ... | ... | ... | ... | ... | ... | ... |
| 12 | KARNATAKA | 276382.00 | 8168367.00 | 8444749.00 | 45.48 | 444666.00 | 9730280.00 | 10174946.00 | 41.84 | 475452.00 | 10187700.00 | 10663152.00 | 41.07 |
| 13 | KERALA | 0.00 | 8290356.00 | 8290356.00 | 53.84 | 0.00 | 9856043.00 | 9856043.00 | 52.44 | 0.00 | 11833553.00 | 11833553.00 | 51.76 |
| 14 | MADHYA PRADESH | 80000.00 | 503999.00 | 583999.00 | 6.74 | 80000.00 | 597302.00 | 677302.00 | 5.95 | 0.00 | 616901.00 | 616901.00 | 5.11 |
| 15 | MAHARASHTRA | 73846.00 | 33498006.00 | 33571852.00 | 87.78 | 83300.00 | 44109350.00 | 44192650.00 | 82.37 | 53207.00 | 35901525.00 | 35954732.00 | 86.93 |
| 16 | MANIPUR | 30000.00 | 44476.00 | 74476.00 | 5.39 | 31000.00 | 51431.00 | 82431.00 | 5.68 | 31000.00 | 51431.00 | 82431.00 | 5.45 |
| 17 | MEGHALAYA | 6855.00 | 636745.00 | 643600.00 | 75.61 | 7507.00 | 753025.00 | 760532.00 | 69.00 | 7507.00 | 825149.00 | 832656.00 | 69.02 |
| 18 | MIZORAM | ... | ... | ... | ... | ... | ... | ... | ... | ... | ... | ... | ... |
| 19 | NAGALAND | 41300.00 | 26500.00 | 67800.00 | 10.31 | 15000.00 | 26500.00 | 41500.00 | 4.54 | 15000.00 | 26500.00 | 41500.00 | 4.38 |
| 20 | ORISSA | 226564.00 | 5736267.00 | 5962831.00 | 55.77 | 1936063.00 | 5862355.00 | 7798418.00 | 35.06 | 2249264.00 | 6638018.00 | 8887282.00 | 51.88 |
| 21 | PUNJAB | 0.00 | 4099504.00 | 4099504.00 | 50.19 | 0.00 | 2368492.00 | 2368492.00 | 38.04 | 0.00 | 2000000.00 | 2000000.00 | 30.24 |
| 22 | RAJASTHAN | 3448.00 | 243081.00 | 246529.00 | 2.76 | 28241.00 | 36036.00 | 64277.00 | 0.59 | 13503.00 | 2.00 | 13505.00 | 0.13 |
| 23 | SIKKIM | ... | ... | ... | ... | ... | ... | ... | ... | ... | ... | ... | ... |
| 24 | TAMIL NADU | 0.00 | 8387685.00 | 8387685.00 | 58.85 | 0.00 | 9762558.00 | 9762558.00 | 51.27 | 0.00 | 10783688.00 | 10783688.00 | 49.59 |
| 25 | TRIPURA | ... | ... | ... | ... | ... | ... | ... | ... | ... | ... | ... | ... |
| 26 | UTTARAKHAND | 42327.00 | 398359.00 | 440686.00 | 24.06 | 32736.00 | 420150.00 | 452886.00 | 20.18 | 37706.00 | 470150.00 | 507856.00 | 18.14 |
| 27 | UTTAR PRADESH | 3160.00 | 11793105.00 | 11796265.00 | 80.43 | 163502.00 | 14036573.00 | 14200075.00 | 57.78 | 208502.00 | 15199701.00 | 15408203.00 | 75.70 |
| 28 | WEST BENGAL | 348596.00 | 9048979.00 | 9397575.00 | 51.84 | 272360.00 | 9412164.00 | 9684524.00 | 48.97 | 275760.00 | 10550259.00 | 10826019.00 | 48.75 |
| 29 | TELANGANA | 0.00 | 0.00 | 0.00 | 0.00 | 0.00 | 0.00 | 0.00 | 0.00 | 1703.00 | 1359350.00 | 1361053.00 | 17.51 |
| TOTAL STATES | | 1520701.00 | 109994550.00 | 111515251.00 | 43.08 | 3874775.00 | 129198201.00 | 133072976.00 | 39.43 | 3636624.00 | 125813598.00 | 129450222.00 | 38.16 |
| 30 | A. & N. ISLANDS | ... | ... | ... | ... | ... | ... | ... | ... | ... | ... | ... | ... |
| 31 | CHANDIGARH | 8000.00 | 469204.00 | 477204.00 | 43.41 | 10000.00 | 490475.00 | 500475.00 | 42.39 | 10000.00 | 504544.00 | 514544.00 | 41.05 |
| 32 | DADRA & NAGAR HAVELI | ... | ... | ... | ... | ... | ... | ... | ... | ... | ... | ... | ... |
| 33 | DAMAN & DIU | ... | ... | ... | ... | ... | ... | ... | ... | ... | ... | ... | ... |
| 34 | DELHI | 68193.00 | 1150000.00 | 1218193.00 | 94.63 | 26000.00 | 1400000.00 | 1426000.00 | 93.62 | 82000.00 | 1400000.00 | 1482000.00 | 93.09 |
| 35 | LAKSHADWEEP | ... | ... | ... | ... | ... | ... | ... | ... | ... | ... | ... | ... |
| 36 | PUDUCHERRY | ... | ... | ... | ... | ... | ... | ... | ... | ... | ... | ... | ... |
| TOTAL U.T. | | 76193.00 | 1619204.00 | 1695397.00 | 48.66 | 36000.00 | 1890475.00 | 1926475.00 | 46.89 | 92000.00 | 1904544.00 | 1996544.00 | 43.25 |
| TOTAL (STATE & UTs) | | 1596894.00 | 111613754.00 | 113210648.00 | 43.16 | 3910775.00 | 131088676.00 | 134999451.00 | 39.52 | 3728624.00 | 127718142.00 | 131446766.00 | 38.22 |

..NICNET..

STATEMENT NO. (14) : PLAN & NON-PLAN BUDGETED EXPENDITURE ON UNIVERSITY/DL/SCHOLARSHIP (Sub-head wise)

ACCOUNT: REVENUE ACCOUNT
PROGRAM: SCHOLARSHIPS

(RUPEES IN THOUSANDS)

| SL. NO. | STATE/UNION TERRITORY | 2012-13 (ACTUALS) | | | | 2013-14 (R.E.) | | | | 2014-15 (B.E.) | | | |
|---------------------|-----------------------|-------------------|-----------|------------|----------------------------------|----------------|-----------|------------|----------------------------------|----------------|-----------|------------|----------------------------------|
| | | PLAN | NON-PLAN | TOTAL | % AGE TO TOTAL EXP. ON UNV. EDN. | PLAN | NON-PLAN | TOTAL | % AGE TO TOTAL EXP. ON UNV. EDN. | PLAN | NON-PLAN | TOTAL | % AGE TO TOTAL EXP. ON UNV. EDN. |
| 1 | ANDHRA PRADESH | 2517.00 | 0.00 | 2517.00 | 0.01 | 7150.00 | 10000.00 | 17150.00 | 0.06 | 0.00 | 10002.00 | 10002.00 | 0.05 |
| 2 | ARUNACHAL PRADESH | 0.00 | 0.00 | 0.00 | 0.00 | 101500.00 | 0.00 | 101500.00 | 21.65 | 101500.00 | 0.00 | 101500.00 | 14.18 |
| 3 | ASSAM | 0.00 | 720.00 | 720.00 | 0.01 | 0.00 | 5893.00 | 5893.00 | 0.04 | 0.00 | 5893.00 | 5893.00 | 0.03 |
| 4 | BIHAR | 274800.00 | 0.00 | 274800.00 | 1.07 | 471000.00 | 0.00 | 471000.00 | 1.37 | 376000.00 | 0.00 | 376000.00 | 1.02 |
| 5 | CHHATTISGARH | 38555.00 | 361.00 | 38916.00 | 1.16 | 40000.00 | 700.00 | 40700.00 | 0.76 | 45000.00 | 700.00 | 45700.00 | 1.50 |
| 6 | GOA | ... | ... | ... | ... | ... | ... | ... | ... | ... | ... | ... | ... |
| 7 | GUJARAT | ... | ... | ... | ... | ... | ... | ... | ... | ... | ... | ... | ... |
| 8 | HARYANA | 12290.00 | 5338.00 | 17628.00 | 0.21 | 14600.00 | 6000.00 | 20600.00 | 0.21 | 12685.00 | 6500.00 | 19185.00 | 0.17 |
| 9 | HIMACHAL PRADESH | ... | ... | ... | ... | ... | ... | ... | ... | ... | ... | ... | ... |
| 10 | JAMMU & KASHMIR | 0.00 | 830.00 | 830.00 | 0.02 | 20.00 | 850.00 | 870.00 | 0.02 | 20.00 | 850.00 | 870.00 | 0.02 |
| 11 | JHARKHAND | ... | ... | ... | ... | ... | ... | ... | ... | ... | ... | ... | ... |
| 12 | KARNATAKA | 32618.00 | 2087.00 | 34705.00 | 0.19 | 28300.00 | 3995.00 | 32295.00 | 0.13 | 32500.00 | 3995.00 | 36495.00 | 0.14 |
| 13 | KERALA | 359520.00 | 19667.00 | 379187.00 | 2.46 | 319501.00 | 20075.00 | 339576.00 | 1.81 | 375000.00 | 20524.00 | 395524.00 | 1.73 |
| 14 | MADHYA PRADESH | 65157.00 | 1051.00 | 66208.00 | 0.76 | 84500.00 | 1751.00 | 86251.00 | 0.76 | 96500.00 | 2301.00 | 98801.00 | 0.82 |
| 15 | MAHARASHTRA | 425599.00 | 5103.00 | 430702.00 | 1.13 | 714000.00 | 5750.00 | 719750.00 | 1.34 | 714000.00 | 11606.00 | 725606.00 | 1.75 |
| 16 | MANIPUR | 2198.00 | 2498.00 | 4696.00 | 0.34 | 1800.00 | 2500.00 | 4300.00 | 0.30 | 1800.00 | 2500.00 | 4300.00 | 0.28 |
| 17 | MEGHALAYA | 0.00 | 5760.00 | 5760.00 | 0.68 | 113.00 | 23213.00 | 23326.00 | 2.12 | 213.00 | 24019.00 | 24232.00 | 2.01 |
| 18 | MIZORAM | 45691.00 | 5289.00 | 50980.00 | 4.69 | 80525.00 | 6250.00 | 86775.00 | 7.87 | 77500.00 | 7650.00 | 85150.00 | 9.05 |
| 19 | NAGALAND | 0.00 | 22200.00 | 22200.00 | 3.37 | 0.00 | 38523.00 | 38523.00 | 4.22 | 0.00 | 38463.00 | 38463.00 | 4.06 |
| 20 | ORISSA | 80719.00 | 409.00 | 81128.00 | 0.76 | 195000.00 | 60299.00 | 255299.00 | 1.15 | 200000.00 | 60299.00 | 260299.00 | 1.52 |
| 21 | PUNJAB | 0.00 | 3232.00 | 3232.00 | 0.04 | 0.00 | 3748.00 | 3748.00 | 0.06 | 0.00 | 3748.00 | 3748.00 | 0.06 |
| 22 | RAJASTHAN | 130175.00 | 114.00 | 130289.00 | 1.46 | 199000.00 | 300.00 | 199300.00 | 1.83 | 273000.00 | 300.00 | 273300.00 | 2.57 |
| 23 | SIKKIM | ... | ... | ... | ... | ... | ... | ... | ... | ... | ... | ... | ... |
| 24 | TAMIL NADU | 161.00 | 16872.00 | 17033.00 | 0.12 | 950.00 | 17633.00 | 18583.00 | 0.10 | 200.00 | 18383.00 | 18583.00 | 0.09 |
| 25 | TRIPURA | 4873.00 | 0.00 | 4873.00 | 0.81 | 6550.00 | 0.00 | 6550.00 | 0.81 | 7400.00 | 0.00 | 7400.00 | 0.84 |
| 26 | UTTARAKHAND | 0.00 | 0.00 | 0.00 | 0.00 | 500.00 | 1.00 | 501.00 | 0.02 | 1.00 | 1.00 | 2.00 | 0.00 |
| 27 | UTTAR PRADESH | 0.00 | 0.00 | 0.00 | 0.00 | 2.00 | 0.00 | 2.00 | 0.00 | 2.00 | 0.00 | 2.00 | 0.00 |
| 28 | WEST BENGAL | 0.00 | 0.00 | 0.00 | 0.00 | 0.00 | 60.00 | 60.00 | 0.00 | 0.00 | 66.00 | 66.00 | 0.00 |
| 29 | TELANGANA | 0.00 | 0.00 | 0.00 | 0.00 | 0.00 | 0.00 | 0.00 | 0.00 | 936.00 | 0.00 | 936.00 | 0.01 |
| TOTAL STATES | | 1474873.00 | 91531.00 | 1566404.00 | 0.61 | 2265011.00 | 207541.00 | 2472552.00 | 0.73 | 2314257.00 | 217800.00 | 2532057.00 | 0.75 |
| 30 | A. & N. ISLANDS | 0.00 | 11399.00 | 11399.00 | 5.55 | 0.00 | 10000.00 | 10000.00 | 4.15 | 0.00 | 10000.00 | 10000.00 | 3.55 |
| 31 | CHANDIGARH | ... | ... | ... | ... | ... | ... | ... | ... | ... | ... | ... | ... |
| 32 | DADRA & NAGAR HAVELI | ... | ... | ... | ... | ... | ... | ... | ... | ... | ... | ... | ... |
| 33 | DAMAN & DIU | ... | ... | ... | ... | ... | ... | ... | ... | ... | ... | ... | ... |
| 34 | DELHI | ... | ... | ... | ... | ... | ... | ... | ... | ... | ... | ... | ... |
| 35 | LAKSHADWEEP | ... | ... | ... | ... | ... | ... | ... | ... | ... | ... | ... | ... |
| 36 | PUDUCHERRY | 89483.00 | 44.00 | 89527.00 | 12.79 | 417030.00 | 50.00 | 417080.00 | 38.16 | 317075.00 | 50.00 | 317125.00 | 25.48 |
| TOTAL U.T. | | 89483.00 | 11443.00 | 100926.00 | 2.90 | 417030.00 | 10050.00 | 427080.00 | 10.39 | 317075.00 | 10050.00 | 327125.00 | 7.09 |
| TOTAL (STATE & UTs) | | 1564356.00 | 102974.00 | 1667330.00 | 0.64 | 2682041.00 | 217591.00 | 2899632.00 | 0.85 | 2631332.00 | 227850.00 | 2859182.00 | 0.83 |

..NICNET..

STATEMENT NO. (14) : PLAN & NON-PLAN BUDGETED EXPENDITURE ON UNIVERSITY/DL/SCHOLARSHIP (Sub-head wise)

ACCOUNT: REVENUE ACCOUNT
PROGRAM: OTHER EXPENDITURE

(RUPEES IN THOUSANDS)

| SL. NO. | STATE/UNION TERRITORY | 2012-13 (ACTUALS) | | | | 2013-14 (R.E.) | | | | 2014-15 (B.E.) | | | |
|---------------------|-----------------------|-------------------|------------|------------|----------------------------------|----------------|------------|-------------|----------------------------------|----------------|------------|-------------|----------------------------------|
| | | PLAN | NON-PLAN | TOTAL | % AGE TO TOTAL EXP. ON UNV. EDN. | PLAN | NON-PLAN | TOTAL | % AGE TO TOTAL EXP. ON UNV. EDN. | PLAN | NON-PLAN | TOTAL | % AGE TO TOTAL EXP. ON UNV. EDN. |
| 1 | ANDHRA PRADESH | 140512.00 | 17548.00 | 158060.00 | 0.70 | 58300.00 | 19473.00 | 77773.00 | 0.29 | 0.00 | 11356.00 | 11356.00 | 0.05 |
| 2 | ARUNACHAL PRADESH | 0.00 | 0.00 | 0.00 | 0.00 | 0.00 | 3338.00 | 3338.00 | 0.71 | 231438.00 | 0.00 | 231438.00 | 32.34 |
| 3 | ASSAM | 88800.00 | 6239.00 | 95039.00 | 0.88 | 212769.00 | 9304.00 | 222073.00 | 1.48 | 54380.00 | 9131.00 | 63511.00 | 0.36 |
| 4 | BIHAR | 0.00 | 8075.00 | 8075.00 | 0.03 | 0.00 | 15674.00 | 15674.00 | 0.05 | 0.00 | 13204.00 | 13204.00 | 0.04 |
| 5 | CHHATTISGARH | ... | ... | ... | ... | ... | ... | ... | ... | ... | ... | ... | ... |
| 6 | GOA | 54032.00 | 2295.00 | 56327.00 | 4.31 | 110500.00 | 2500.00 | 113000.00 | 7.28 | 166314.00 | 2500.00 | 168814.00 | 9.72 |
| 7 | GUJARAT | 74563.00 | 19350.00 | 93913.00 | 0.83 | 111751.00 | 19800.00 | 131551.00 | 1.16 | 148420.00 | 25321.00 | 173741.00 | 1.53 |
| 8 | HARYANA | 585050.00 | 0.00 | 585050.00 | 7.09 | 603500.00 | 0.00 | 603500.00 | 6.28 | 543500.00 | 0.00 | 543500.00 | 4.89 |
| 9 | HIMACHAL PRADESH | 321067.00 | 42111.00 | 363178.00 | 12.57 | 245923.00 | 55381.00 | 301304.00 | 11.09 | 331349.00 | 54621.00 | 385970.00 | 12.86 |
| 10 | JAMMU & KASHMIR | ... | ... | ... | ... | ... | ... | ... | ... | ... | ... | ... | ... |
| 11 | JHARKHAND | 707986.00 | 0.00 | 707986.00 | 11.26 | 575500.00 | 0.00 | 575500.00 | 8.92 | 772300.00 | 0.00 | 772300.00 | 8.08 |
| 12 | KARNATAKA | 211797.00 | 0.00 | 211797.00 | 1.14 | 241900.00 | 0.00 | 241900.00 | 0.99 | 258200.00 | 0.00 | 258200.00 | 0.99 |
| 13 | KERALA | 385532.00 | 109877.00 | 495409.00 | 3.22 | 639305.00 | 23303.00 | 662608.00 | 3.53 | 1412200.00 | 26802.00 | 1439002.00 | 6.29 |
| 14 | MADHYA PRADESH | 0.00 | 4000.00 | 4000.00 | 0.05 | 0.00 | 4001.00 | 4001.00 | 0.04 | 0.00 | 4100.00 | 4100.00 | 0.03 |
| 15 | MAHARASHTRA | 115760.00 | 0.00 | 115760.00 | 0.30 | 120000.00 | 0.00 | 120000.00 | 0.22 | 0.00 | 0.00 | 0.00 | 0.00 |
| 16 | MANIPUR | 6912.00 | 12237.00 | 19149.00 | 1.39 | 10500.00 | 13564.00 | 24064.00 | 1.66 | 10500.00 | 14238.00 | 24738.00 | 1.64 |
| 17 | MEGHALAYA | 1548.00 | 426.00 | 1974.00 | 0.23 | 72814.00 | 1355.00 | 74169.00 | 6.73 | 65814.00 | 1433.00 | 67247.00 | 5.57 |
| 18 | MIZORAM | ... | ... | ... | ... | ... | ... | ... | ... | ... | ... | ... | ... |
| 19 | NAGALAND | ... | ... | ... | ... | ... | ... | ... | ... | ... | ... | ... | ... |
| 20 | ORISSA | 478632.00 | 15500.00 | 494132.00 | 4.62 | 9159000.00 | 10500.00 | 9169500.00 | 41.22 | 2242741.00 | 10500.00 | 2253241.00 | 13.15 |
| 21 | PUNJAB | 0.00 | 432647.00 | 432647.00 | 5.30 | 0.00 | 341300.00 | 341300.00 | 5.48 | 250000.00 | 341300.00 | 591300.00 | 8.94 |
| 22 | RAJASTHAN | 223039.00 | 328987.00 | 552026.00 | 6.17 | 383826.00 | 381460.00 | 765286.00 | 7.04 | 546059.00 | 386700.00 | 932759.00 | 8.76 |
| 23 | SIKKIM | ... | ... | ... | ... | ... | ... | ... | ... | ... | ... | ... | ... |
| 24 | TAMIL NADU | 190.00 | 1000.00 | 1190.00 | 0.01 | 201.00 | 1002.00 | 1203.00 | 0.01 | 201.00 | 1002.00 | 1203.00 | 0.01 |
| 25 | TRIPURA | 0.00 | 210.00 | 210.00 | 0.04 | 130.00 | 350.00 | 480.00 | 0.06 | 250.00 | 325.00 | 575.00 | 0.07 |
| 26 | UTTARAKHAND | 0.00 | 1261.00 | 1261.00 | 0.07 | 1300.00 | 90600.00 | 91900.00 | 4.09 | 46003.00 | 135301.00 | 181304.00 | 6.48 |
| 27 | UTTAR PRADESH | 1890.00 | 35280.00 | 37170.00 | 0.25 | 2502.00 | 7331360.00 | 7333862.00 | 29.84 | 62974.00 | 1447975.00 | 1510949.00 | 7.42 |
| 28 | WEST BENGAL | 72732.00 | 50511.00 | 123243.00 | 0.68 | 169610.00 | 87744.00 | 257354.00 | 1.30 | 231930.00 | 108783.00 | 340713.00 | 1.53 |
| 29 | TELANGANA | 0.00 | 0.00 | 0.00 | 0.00 | 0.00 | 0.00 | 0.00 | 0.00 | 6973.00 | 4875.00 | 11848.00 | 0.15 |
| TOTAL STATES | | 3470042.00 | 1087554.00 | 4557596.00 | 1.76 | 12719331.00 | 8412009.00 | 21131340.00 | 6.26 | 7381546.00 | 2599467.00 | 9981013.00 | 2.94 |
| 30 | A. & N. ISLANDS | ... | ... | ... | ... | ... | ... | ... | ... | ... | ... | ... | ... |
| 31 | CHANDIGARH | 0.00 | 2089.00 | 2089.00 | 0.19 | 0.00 | 2852.00 | 2852.00 | 0.24 | 0.00 | 2957.00 | 2957.00 | 0.24 |
| 32 | DADRA & NAGAR HAVELI | ... | ... | ... | ... | ... | ... | ... | ... | ... | ... | ... | ... |
| 33 | DAMAN & DIU | ... | ... | ... | ... | ... | ... | ... | ... | ... | ... | ... | ... |
| 34 | DELHI | ... | ... | ... | ... | ... | ... | ... | ... | ... | ... | ... | ... |
| 35 | LAKSHADWEEP | ... | ... | ... | ... | ... | ... | ... | ... | ... | ... | ... | ... |
| 36 | PUDUCHERRY | 0.00 | 0.00 | 0.00 | 0.00 | 13001.00 | 0.00 | 13001.00 | 1.19 | 73100.00 | 0.00 | 73100.00 | 5.87 |
| TOTAL U.T. | | 0.00 | 2089.00 | 2089.00 | 0.06 | 13001.00 | 2852.00 | 15853.00 | 0.39 | 73100.00 | 2957.00 | 76057.00 | 1.65 |
| TOTAL (STATE & UTs) | | 3470042.00 | 1089643.00 | 4559685.00 | 1.74 | 12732332.00 | 8414861.00 | 21147193.00 | 6.19 | 7454646.00 | 2602424.00 | 10057070.00 | 2.92 |

.. NICNET ..

STATEMENT NO. (15) : PLAN & NON-PLAN BUDGETED EXPENDITURE ON TECHNICAL EDUCATION

ACCOUNT: REVENUE ACCOUNT
PROGRAM: TOTAL EXPENDITURE

(RUPEES IN THOUSANDS)

| SL. NO. | STATE/UNION TERRITORY | 2012-13 (ACTUALS) | | | | 2013-14 (R. E.) | | | | 2014-15 (B. E.) | | | |
|---------------------|-----------------------|-------------------|-------------|--------------|----------------------------------|-----------------|-------------|--------------|----------------------------------|-----------------|-------------|--------------|----------------------------------|
| | | PLAN | NON-PLAN | TOTAL | % AGE TO TOTAL EXP. ON EDUCATION | PLAN | NON-PLAN | TOTAL | % AGE TO TOTAL EXP. ON EDUCATION | PLAN | NON-PLAN | TOTAL | % AGE TO TOTAL EXP. ON EDUCATION |
| 1 | ANDHRA PRADESH | 4920962.00 | 3434129.00 | 8355091.00 | 5.35 | 6975100.00 | 3843700.00 | 10818800.00 | 5.55 | 745914.00 | 5129795.00 | 5875709.00 | 4.24 |
| 2 | ARUNACHAL PRADESH | 0.00 | 0.00 | 0.00 | 0.00 | 3650.00 | 43606.00 | 47256.00 | 0.72 | 3700.00 | 49783.00 | 53483.00 | 0.42 |
| 3 | ASSAM | 199485.00 | 728891.00 | 928376.00 | 1.34 | 768470.00 | 917945.00 | 1686415.00 | 1.70 | 356400.00 | 1033667.00 | 1390067.00 | 1.05 |
| 4 | BIHAR | 101992.00 | 495650.00 | 597642.00 | 0.46 | 318130.00 | 565408.00 | 883538.00 | 0.52 | 705072.00 | 624655.00 | 1329727.00 | 0.56 |
| 5 | CHHATTISGARH | 100246.00 | 382472.00 | 482718.00 | 1.07 | 422880.00 | 556180.00 | 979060.00 | 1.30 | 612420.00 | 660330.00 | 1272750.00 | 1.59 |
| 6 | GOA | 356561.00 | 239144.00 | 595705.00 | 6.68 | 440271.00 | 301059.00 | 741330.00 | 7.48 | 507093.00 | 319736.00 | 826829.00 | 7.41 |
| 7 | GUJARAT | 1967139.00 | 2438608.00 | 4405747.00 | 3.48 | 2666665.00 | 2626568.00 | 5293233.00 | 3.71 | 2371041.00 | 2489475.00 | 4860516.00 | 3.01 |
| 8 | HARYANA | 2035720.00 | 853622.00 | 2889342.00 | 4.19 | 2782800.00 | 950180.00 | 3732980.00 | 4.42 | 3865000.00 | 1047000.00 | 4912000.00 | 4.93 |
| 9 | HIMACHAL PRADESH | 32662.00 | 257043.00 | 289705.00 | 0.89 | 55600.00 | 275985.00 | 331585.00 | 0.86 | 67352.00 | 302183.00 | 369535.00 | 0.89 |
| 10 | JAMMU & KASHMIR | 0.00 | 662894.00 | 662894.00 | 2.42 | 130000.00 | 814790.00 | 944790.00 | 2.89 | 150000.00 | 887855.00 | 1037855.00 | 2.60 |
| 11 | JHARKHAND | 473075.00 | 379240.00 | 852315.00 | 2.42 | 750296.00 | 393876.00 | 1144172.00 | 2.90 | 1219000.00 | 384454.00 | 1603454.00 | 2.79 |
| 12 | KARNATAKA | 2433449.00 | 2404670.00 | 4838119.00 | 3.41 | 3984858.00 | 2686856.00 | 6671714.00 | 3.84 | 4400327.00 | 2819139.00 | 7219466.00 | 3.56 |
| 13 | KERALA | 1636054.00 | 4004647.00 | 5640701.00 | 5.60 | 1964166.00 | 4309437.00 | 6273603.00 | 5.61 | 3109150.00 | 5219986.00 | 8329136.00 | 6.21 |
| 14 | MADHYA PRADESH | 313410.00 | 1978822.00 | 2292232.00 | 2.68 | 1328243.00 | 799539.00 | 2127782.00 | 2.09 | 540628.00 | 2047497.00 | 2588125.00 | 1.93 |
| 15 | MAHARASHTRA | 1339887.00 | 12367378.00 | 13707265.00 | 4.33 | 1717931.00 | 13771504.00 | 15489435.00 | 4.30 | 1982003.00 | 14657381.00 | 16639384.00 | 4.30 |
| 16 | MANIPUR | 4871.00 | 81986.00 | 86857.00 | 1.22 | 10000.00 | 85429.00 | 95429.00 | 1.27 | 7000.00 | 89617.00 | 96617.00 | 1.24 |
| 17 | MEGHALAYA | 17137.00 | 70135.00 | 87272.00 | 1.13 | 65000.00 | 71700.00 | 136700.00 | 1.63 | 65000.00 | 77400.00 | 142400.00 | 1.35 |
| 18 | MIZORAM | 51403.00 | 29924.00 | 81327.00 | 1.22 | 52282.00 | 34407.00 | 86689.00 | 1.10 | 45000.00 | 38840.00 | 83840.00 | 0.95 |
| 19 | NAGALAND | 14500.00 | 101346.00 | 115846.00 | 1.55 | 5850.00 | 97986.00 | 103836.00 | 1.16 | 10000.00 | 104365.00 | 114365.00 | 1.06 |
| 20 | ORISSA | 331364.00 | 672251.00 | 1003615.00 | 1.47 | 15801.00 | 914785.00 | 930586.00 | 1.09 | 38593.00 | 1037017.00 | 1075610.00 | 1.05 |
| 21 | PUNJAB | 40463.00 | 1328589.00 | 1369052.00 | 2.12 | 179600.00 | 991716.00 | 1171316.00 | 1.56 | 238300.00 | 1020599.00 | 1258899.00 | 1.65 |
| 22 | RAJASTHAN | 140187.00 | 846865.00 | 987052.00 | 0.78 | 255650.00 | 1121066.00 | 1376716.00 | 0.85 | 464994.00 | 1020759.00 | 1485753.00 | 0.77 |
| 23 | SIKKIM | 14180.00 | 0.00 | 14180.00 | 0.26 | 4936.00 | 0.00 | 4936.00 | 0.08 | 4700.00 | 0.00 | 4700.00 | 0.07 |
| 24 | TAMIL NADU | 5493989.00 | 2328311.00 | 7822300.00 | 4.49 | 6621302.00 | 3212153.00 | 9833455.00 | 5.00 | 7105255.00 | 3778806.00 | 10884061.00 | 4.99 |
| 25 | TRIPURA | 6419.00 | 74327.00 | 80746.00 | 0.83 | 15735.00 | 145293.00 | 161028.00 | 1.36 | 18242.00 | 158613.00 | 176855.00 | 1.35 |
| 26 | UTTARAKHAND | 254511.00 | 486078.00 | 740589.00 | 2.05 | 1054118.00 | 610583.00 | 1664701.00 | 3.81 | 639968.00 | 686837.00 | 1326805.00 | 2.68 |
| 27 | UTTAR PRADESH | 53582.00 | 1453683.00 | 1507265.00 | 0.58 | 301429.00 | 1795628.00 | 2097057.00 | 0.72 | 352651.00 | 1944448.00 | 2297099.00 | 0.71 |
| 28 | WEST BENGAL | 1535016.00 | 1790520.00 | 3325536.00 | 2.04 | 2521600.00 | 1931649.00 | 4453249.00 | 2.66 | 1951700.00 | 2293780.00 | 4245480.00 | 2.02 |
| 29 | TELANGANA | 0.00 | 0.00 | 0.00 | 0.00 | 0.00 | 0.00 | 0.00 | 0.00 | 1184727.00 | 1551061.00 | 2735788.00 | 0.00 |
| TOTAL STATES | | 23868264.00 | 39891225.00 | 63759489.00 | 2.79 | 35412363.00 | 43869028.00 | 79281391.00 | 2.86 | 32761230.00 | 51475078.00 | 84236308.00 | 2.72 |
| 30 | A. & N. ISLANDS | 84266.00 | 34507.00 | 118773.00 | 3.48 | 90800.00 | 38200.00 | 129000.00 | 3.41 | 104800.00 | 41600.00 | 146400.00 | 3.46 |
| 31 | CHANDIGARH | 218432.00 | 352652.00 | 571084.00 | 14.15 | 227400.00 | 367400.00 | 594800.00 | 13.67 | 263300.00 | 382500.00 | 645800.00 | 13.34 |
| 32 | DADRA & NAGAR HAVELI | 32748.00 | 0.00 | 32748.00 | 3.19 | 36800.00 | 0.00 | 36800.00 | 3.59 | 94400.00 | 0.00 | 94400.00 | 6.62 |
| 33 | DAMAN & DIU | 48826.00 | 6899.00 | 55725.00 | 8.92 | 60400.00 | 8000.00 | 68400.00 | 9.46 | 177100.00 | 36600.00 | 213700.00 | 19.68 |
| 34 | DELHI | 993370.00 | 734198.00 | 1727568.00 | 5.31 | 1281000.00 | 791722.00 | 2072722.00 | 5.73 | 1965000.00 | 926669.00 | 2891669.00 | 6.64 |
| 35 | LAKSHADWEEP | ... | ... | ... | ... | ... | ... | ... | ... | ... | ... | ... | ... |
| 36 | PUDUCHERRY | 517698.00 | 63240.00 | 580938.00 | 12.14 | 573400.00 | 49780.00 | 623180.00 | 11.13 | 659206.00 | 54940.00 | 714146.00 | 11.45 |
| TOTAL U. T. | | 1895340.00 | 1191496.00 | 3086836.00 | 6.51 | 2269800.00 | 1255102.00 | 3524902.00 | 6.70 | 3263806.00 | 1442309.00 | 4706115.00 | 7.53 |
| TOTAL (STATE & UTs) | | 25763604.00 | 41082721.00 | 66846325.00 | 2.87 | 37682163.00 | 45124130.00 | 82806293.00 | 2.93 | 36025036.00 | 52917387.00 | 88942423.00 | 2.81 |
| CENTRE TOTAL | | 59264351.00 | 25828049.00 | 85092400.00 | 12.88 | 64376700.00 | 28057900.00 | 92434600.00 | 12.38 | 71389700.00 | 30783800.00 | 102173500.00 | 12.34 |
| GRAND TOTAL | | 85027955.00 | 66910770.00 | 151938725.00 | 5.08 | 102058863.00 | 73182030.00 | 175240893.00 | 4.91 | 107414736.00 | 83701187.00 | 191115923.00 | 4.79 |

. . NICNET . .

STATEMENT NO. (16) : PLAN & NON-PLAN BUDGETED EXPENDITURE ON TECHNICAL EDUCATION (Sub-head wise)

ACCOUNT: REVENUE ACCOUNT
PROGRAM: DIRECTION & ADMINISTRATION

(RUPEES IN THOUSANDS)

| SL. NO. | STATE/UNION TERRITORY | 2012-13 (ACTUALS) | | | | 2013-14 (R.E.) | | | | 2014-15 (B.E.) | | | |
|---------------------|-----------------------|-------------------|------------|------------|----------------------------------|----------------|------------|------------|----------------------------------|----------------|------------|------------|----------------------------------|
| | | PLAN | NON-PLAN | TOTAL | % AGE TO TOTAL EXP. ON TECH.EDU. | PLAN | NON-PLAN | TOTAL | % AGE TO TOTAL EXP. ON TECH.EDU. | PLAN | NON-PLAN | TOTAL | % AGE TO TOTAL EXP. ON TECH.EDU. |
| 1 | ANDHRA PRADESH | 518.00 | 73371.00 | 73889.00 | 0.88 | 0.00 | 86334.00 | 86334.00 | 0.80 | 0.00 | 71410.00 | 71410.00 | 1.22 |
| 2 | ARUNACHAL PRADESH | 0.00 | 0.00 | 0.00 | 0.00 | 0.00 | 0.00 | 0.00 | 0.00 | 50.00 | 100.00 | 150.00 | 0.28 |
| 3 | ASSAM | 126996.00 | 29255.00 | 156251.00 | 16.83 | 742970.00 | 28331.00 | 771301.00 | 45.74 | 345900.00 | 29474.00 | 375374.00 | 27.00 |
| 4 | BIHAR | 0.00 | 33606.00 | 33606.00 | 5.62 | 0.00 | 44082.00 | 44082.00 | 4.99 | 0.00 | 50646.00 | 50646.00 | 3.81 |
| 5 | CHHATTISGARH | 0.00 | 19673.00 | 19673.00 | 4.08 | 0.00 | 31970.00 | 31970.00 | 3.27 | 17500.00 | 54040.00 | 71540.00 | 5.62 |
| 6 | GOA | ... | ... | ... | ... | ... | ... | ... | ... | ... | ... | ... | ... |
| 7 | GUJARAT | 53586.00 | 61363.00 | 114949.00 | 2.61 | 62500.00 | 50564.00 | 113064.00 | 2.14 | 111396.00 | 45605.00 | 157001.00 | 3.23 |
| 8 | HARYANA | 14572.00 | 42613.00 | 57185.00 | 1.98 | 14500.00 | 45900.00 | 60400.00 | 1.62 | 20000.00 | 50800.00 | 70800.00 | 1.44 |
| 9 | HIMACHAL PRADESH | 0.00 | 17169.00 | 17169.00 | 5.93 | 0.00 | 20010.00 | 20010.00 | 6.03 | 0.00 | 17690.00 | 17690.00 | 4.79 |
| 10 | JAMMU & KASHMIR | 0.00 | 582304.00 | 582304.00 | 87.84 | 130000.00 | 687605.00 | 817605.00 | 86.54 | 150000.00 | 740880.00 | 890880.00 | 85.84 |
| 11 | JHARKHAND | 59017.00 | 11599.00 | 70616.00 | 8.29 | 585796.00 | 19122.00 | 604918.00 | 52.87 | 879996.00 | 16868.00 | 896864.00 | 55.93 |
| 12 | KARNATAKA | 12225.00 | 79206.00 | 91431.00 | 1.89 | 12839.00 | 82025.00 | 94864.00 | 1.42 | 14821.00 | 97511.00 | 112332.00 | 1.56 |
| 13 | KERALA | 8683.00 | 78202.00 | 86885.00 | 1.54 | 15000.00 | 83276.00 | 98276.00 | 1.57 | 23000.00 | 95080.00 | 118080.00 | 1.42 |
| 14 | MADHYA PRADESH | 11846.00 | 61479.00 | 73325.00 | 3.20 | 71353.00 | 21000.00 | 92353.00 | 4.34 | 83428.00 | 20001.00 | 103429.00 | 4.00 |
| 15 | MAHARASHTRA | 15349.00 | 334919.00 | 350268.00 | 2.56 | 22400.00 | 382938.00 | 405338.00 | 2.62 | 63840.00 | 376452.00 | 440292.00 | 2.65 |
| 16 | MANIPUR | 1735.00 | 3886.00 | 5621.00 | 6.47 | 4000.00 | 4740.00 | 8740.00 | 9.16 | 3000.00 | 4922.00 | 7922.00 | 8.20 |
| 17 | MEGHALAYA | 4613.00 | 3464.00 | 8077.00 | 9.25 | 4409.00 | 3565.00 | 7974.00 | 5.83 | 4409.00 | 4242.00 | 8651.00 | 6.08 |
| 18 | MIZORAM | 7109.00 | 0.00 | 7109.00 | 8.74 | 8644.00 | 0.00 | 8644.00 | 9.97 | 5201.00 | 0.00 | 5201.00 | 6.20 |
| 19 | NAGALAND | 5550.00 | 18306.00 | 23856.00 | 20.59 | 4850.00 | 17462.00 | 22312.00 | 21.49 | 10000.00 | 25332.00 | 35332.00 | 30.89 |
| 20 | ORISSA | 0.00 | 39341.00 | 39341.00 | 3.92 | 0.00 | 50708.00 | 50708.00 | 5.45 | 0.00 | 57954.00 | 57954.00 | 5.39 |
| 21 | PUNJAB | 0.00 | 49251.00 | 49251.00 | 3.60 | 0.00 | 55105.00 | 55105.00 | 4.70 | 0.00 | 60824.00 | 60824.00 | 4.83 |
| 22 | RAJASTHAN | 0.00 | 76472.00 | 76472.00 | 7.75 | 4828.00 | 97196.00 | 102024.00 | 7.41 | 9360.00 | 94855.00 | 104215.00 | 7.01 |
| 23 | SIKKIM | ... | ... | ... | ... | ... | ... | ... | ... | ... | ... | ... | ... |
| 24 | TAMIL NADU | 4089063.00 | 215940.00 | 4305003.00 | 55.04 | 5518262.00 | 225918.00 | 5744180.00 | 58.41 | 5600000.00 | 266518.00 | 5866518.00 | 53.90 |
| 25 | TRIPURA | ... | ... | ... | ... | ... | ... | ... | ... | ... | ... | ... | ... |
| 26 | UTTARAKHAND | 0.00 | 9706.00 | 9706.00 | 1.31 | 0.00 | 11482.00 | 11482.00 | 0.69 | 0.00 | 13923.00 | 13923.00 | 1.05 |
| 27 | UTTAR PRADESH | 0.00 | 86440.00 | 86440.00 | 5.73 | 0.00 | 104143.00 | 104143.00 | 4.97 | 0.00 | 107563.00 | 107563.00 | 4.68 |
| 28 | WEST BENGAL | 0.00 | 48454.00 | 48454.00 | 1.46 | 0.00 | 58114.00 | 58114.00 | 1.30 | 0.00 | 69134.00 | 69134.00 | 1.63 |
| 29 | TELANGANA | 0.00 | 0.00 | 0.00 | 0.00 | 0.00 | 0.00 | 0.00 | 0.00 | 0.00 | 26440.00 | 26440.00 | 0.97 |
| TOTAL STATES | | 4410862.00 | 1976019.00 | 6386881.00 | 10.02 | 7202351.00 | 2211590.00 | 9413941.00 | 11.87 | 7341901.00 | 2398264.00 | 9740165.00 | 11.56 |
| 30 | A. & N. ISLANDS | ... | ... | ... | ... | ... | ... | ... | ... | ... | ... | ... | ... |
| 31 | CHANDIGARH | 27675.00 | 14070.00 | 41745.00 | 7.31 | 31100.00 | 14081.00 | 45181.00 | 7.60 | 36300.00 | 14588.00 | 50888.00 | 7.88 |
| 32 | DADRA & NAGAR HAVELI | 32748.00 | 0.00 | 32748.00 | 100.00 | 36800.00 | 0.00 | 36800.00 | 100.00 | 74400.00 | 0.00 | 74400.00 | 78.81 |
| 33 | DAMAN & DIU | 13210.00 | 6899.00 | 20109.00 | 36.09 | 16000.00 | 8000.00 | 24000.00 | 35.09 | 18400.00 | 9500.00 | 27900.00 | 13.06 |
| 34 | DELHI | 37068.00 | 43645.00 | 80713.00 | 4.67 | 38400.00 | 55948.00 | 94348.00 | 4.55 | 36400.00 | 60505.00 | 96905.00 | 3.35 |
| 35 | LAKSHADWEEP | ... | ... | ... | ... | ... | ... | ... | ... | ... | ... | ... | ... |
| 36 | PUDUCHERRY | ... | ... | ... | ... | ... | ... | ... | ... | ... | ... | ... | ... |
| TOTAL U.T. | | 110701.00 | 64614.00 | 175315.00 | 5.68 | 122300.00 | 78029.00 | 200329.00 | 5.68 | 165500.00 | 84593.00 | 250093.00 | 5.31 |
| TOTAL (STATE & UTs) | | 4521563.00 | 2040633.00 | 6562196.00 | 9.82 | 7324651.00 | 2289619.00 | 9614270.00 | 11.61 | 7507401.00 | 2482857.00 | 9990258.00 | 11.23 |

..NICNET..

STATEMENT NO. (16) : PLAN & NON-PLAN BUDGETED EXPENDITURE ON TECHNICAL EDUCATION (Sub-head wise)

ACCOUNT: REVENUE ACCOUNT
PROGRAM: TECHNICAL SCHOOLS

(RUPEES IN THOUSANDS)

| SL. NO. | STATE/UNION TERRITORY | 2012-13 (ACTUALS) | | | | 2013-14 (R.E.) | | | | 2014-15 (B.E.) | | | |
|---------------------|-----------------------|-------------------|------------|------------|----------------------------------|----------------|------------|------------|----------------------------------|----------------|------------|------------|----------------------------------|
| | | PLAN | NON-PLAN | TOTAL | % AGE TO TOTAL EXP. ON TECH.EDU. | PLAN | NON-PLAN | TOTAL | % AGE TO TOTAL EXP. ON TECH.EDU. | PLAN | NON-PLAN | TOTAL | % AGE TO TOTAL EXP. ON TECH.EDU. |
| 1 | ANDHRA PRADESH | ... | ... | ... | ... | ... | ... | ... | ... | ... | ... | ... | ... |
| 2 | ARUNACHAL PRADESH | ... | ... | ... | ... | ... | ... | ... | ... | ... | ... | ... | ... |
| 3 | ASSAM | 0.00 | 22069.00 | 22069.00 | 2.38 | 50.00 | 28985.00 | 29035.00 | 1.72 | 0.00 | 31645.00 | 31645.00 | 2.28 |
| 4 | BIHAR | 0.00 | 7284.00 | 7284.00 | 1.22 | 0.00 | 9538.00 | 9538.00 | 1.08 | 0.00 | 10022.00 | 10022.00 | 0.75 |
| 5 | CHHATTISGARH | ... | ... | ... | ... | ... | ... | ... | ... | ... | ... | ... | ... |
| 6 | GOA | 146145.00 | 25153.00 | 171298.00 | 28.76 | 175299.00 | 29459.00 | 204758.00 | 27.62 | 214131.00 | 33191.00 | 247322.00 | 29.91 |
| 7 | GUJARAT | 5782.00 | 296237.00 | 302019.00 | 6.86 | 10100.00 | 313670.00 | 323770.00 | 6.12 | 7900.00 | 323242.00 | 331142.00 | 6.81 |
| 8 | HARYANA | ... | ... | ... | ... | ... | ... | ... | ... | ... | ... | ... | ... |
| 9 | HIMACHAL PRADESH | ... | ... | ... | ... | ... | ... | ... | ... | ... | ... | ... | ... |
| 10 | JAMMU & KASHMIR | ... | ... | ... | ... | ... | ... | ... | ... | ... | ... | ... | ... |
| 11 | JHARKHAND | 0.00 | 2009.00 | 2009.00 | 0.24 | 0.00 | 2791.00 | 2791.00 | 0.24 | 0.00 | 2870.00 | 2870.00 | 0.18 |
| 12 | KARNATAKA | 4285.00 | 30908.00 | 35193.00 | 0.73 | 4700.00 | 31396.00 | 36096.00 | 0.54 | 5000.00 | 36266.00 | 41266.00 | 0.57 |
| 13 | KERALA | 26820.00 | 384866.00 | 411686.00 | 7.30 | 35044.00 | 471441.00 | 506485.00 | 8.07 | 35000.00 | 540069.00 | 575069.00 | 6.90 |
| 14 | MADHYA PRADESH | ... | ... | ... | ... | ... | ... | ... | ... | ... | ... | ... | ... |
| 15 | MAHARASHTRA | 32793.00 | 763206.00 | 795999.00 | 5.81 | 87495.00 | 809360.00 | 896855.00 | 5.79 | 65117.00 | 905458.00 | 970575.00 | 5.83 |
| 16 | MANIPUR | ... | ... | ... | ... | ... | ... | ... | ... | ... | ... | ... | ... |
| 17 | MEGHALAYA | 0.00 | 0.00 | 0.00 | 0.00 | 30002.00 | 0.00 | 30002.00 | 21.95 | 30016.00 | 0.00 | 30016.00 | 21.08 |
| 18 | MIZORAM | ... | ... | ... | ... | ... | ... | ... | ... | ... | ... | ... | ... |
| 19 | NAGALAND | ... | ... | ... | ... | ... | ... | ... | ... | ... | ... | ... | ... |
| 20 | ORISSA | 0.00 | 43106.00 | 43106.00 | 4.30 | 0.00 | 55598.00 | 55598.00 | 5.97 | 0.00 | 63330.00 | 63330.00 | 5.89 |
| 21 | PUNJAB | ... | ... | ... | ... | ... | ... | ... | ... | ... | ... | ... | ... |
| 22 | RAJASTHAN | ... | ... | ... | ... | ... | ... | ... | ... | ... | ... | ... | ... |
| 23 | SIKKIM | 14180.00 | 0.00 | 14180.00 | 100.00 | 4936.00 | 0.00 | 4936.00 | 100.00 | 4700.00 | 0.00 | 4700.00 | 100.00 |
| 24 | TAMIL NADU | ... | ... | ... | ... | ... | ... | ... | ... | ... | ... | ... | ... |
| 25 | TRIPURA | ... | ... | ... | ... | ... | ... | ... | ... | ... | ... | ... | ... |
| 26 | UTTARAKHAND | ... | ... | ... | ... | ... | ... | ... | ... | ... | ... | ... | ... |
| 27 | UTTAR PRADESH | 0.00 | 15156.00 | 15156.00 | 1.01 | 0.00 | 14434.00 | 14434.00 | 0.69 | 0.00 | 15247.00 | 15247.00 | 0.66 |
| 28 | WEST BENGAL | 1870.00 | 77344.00 | 79214.00 | 2.38 | 12100.00 | 91128.00 | 103228.00 | 2.32 | 12100.00 | 124427.00 | 136527.00 | 3.22 |
| 29 | TELANGANA | ... | ... | ... | ... | ... | ... | ... | ... | ... | ... | ... | ... |
| TOTAL STATES | | 231875.00 | 1667338.00 | 1899213.00 | 2.98 | 359726.00 | 1857800.00 | 2217526.00 | 2.80 | 373964.00 | 2085767.00 | 2459731.00 | 2.92 |
| 30 | A. & N. ISLANDS | ... | ... | ... | ... | ... | ... | ... | ... | ... | ... | ... | ... |
| 31 | CHANDIGARH | ... | ... | ... | ... | ... | ... | ... | ... | ... | ... | ... | ... |
| 32 | DADRA & NAGAR HAVELI | ... | ... | ... | ... | ... | ... | ... | ... | ... | ... | ... | ... |
| 33 | DAMAN & DIU | ... | ... | ... | ... | ... | ... | ... | ... | ... | ... | ... | ... |
| 34 | DELHI | ... | ... | ... | ... | ... | ... | ... | ... | ... | ... | ... | ... |
| 35 | LAKSHADWEEP | ... | ... | ... | ... | ... | ... | ... | ... | ... | ... | ... | ... |
| 36 | PUDUCHERRY | 0.00 | 7804.00 | 7804.00 | 1.34 | 0.00 | 8850.00 | 8850.00 | 1.42 | 0.00 | 10140.00 | 10140.00 | 1.42 |
| TOTAL U.T. | | 0.00 | 7804.00 | 7804.00 | 0.25 | 0.00 | 8850.00 | 8850.00 | 0.25 | 0.00 | 10140.00 | 10140.00 | 0.22 |
| TOTAL (STATE & UTs) | | 231875.00 | 1675142.00 | 1907017.00 | 2.85 | 359726.00 | 1866650.00 | 2226376.00 | 2.69 | 373964.00 | 2095907.00 | 2469871.00 | 2.78 |

.. NICNET ..

STATEMENT NO. (16) : PLAN & NON-PLAN BUDGETED EXPENDITURE ON TECHNICAL EDUCATION (Sub-head wise)

ACCOUNT: REVENUE ACCOUNT
PROGRAM: POLYTECHNICS

(RUPEES IN THOUSANDS)

| SL. NO. | STATE/UNION TERRITORY | 2012-13 (ACTUALS) | | | | 2013-14 (R.E.) | | | | 2014-15 (B.E.) | | | |
|---------------------|-----------------------|-------------------|-------------|-------------|-----------------------------------|----------------|-------------|-------------|-----------------------------------|----------------|-------------|-------------|-----------------------------------|
| | | PLAN | NON-PLAN | TOTAL | % AGE TO TOTAL EXP. ON TECH. EDU. | PLAN | NON-PLAN | TOTAL | % AGE TO TOTAL EXP. ON TECH. EDU. | PLAN | NON-PLAN | TOTAL | % AGE TO TOTAL EXP. ON TECH. EDU. |
| 1 | ANDHRA PRADESH | 388614.00 | 2462457.00 | 2851071.00 | 34.12 | 407300.00 | 2695766.00 | 3103066.00 | 28.68 | 361338.00 | 2120340.00 | 2481678.00 | 42.24 |
| 2 | ARUNACHAL PRADESH | 0.00 | 0.00 | 0.00 | 0.00 | 3650.00 | 43606.00 | 47256.00 | 100.00 | 3650.00 | 49683.00 | 53333.00 | 99.72 |
| 3 | ASSAM | 3894.00 | 410823.00 | 414717.00 | 44.67 | 10000.00 | 520293.00 | 530293.00 | 31.44 | 9400.00 | 585618.00 | 595018.00 | 42.80 |
| 4 | BIHAR | 3656.00 | 225784.00 | 229440.00 | 38.39 | 4948.00 | 258135.00 | 263083.00 | 29.78 | 4593.00 | 293338.00 | 297931.00 | 22.41 |
| 5 | CHHATTISGARH | 27363.00 | 246138.00 | 273501.00 | 56.66 | 196400.00 | 364300.00 | 560700.00 | 57.27 | 311900.00 | 440400.00 | 752300.00 | 59.11 |
| 6 | GOA | 130176.00 | 96759.00 | 226935.00 | 38.10 | 152945.00 | 114800.00 | 267745.00 | 36.12 | 182450.00 | 122200.00 | 304650.00 | 36.85 |
| 7 | GUJARAT | 810862.00 | 1238146.00 | 2049008.00 | 46.51 | 1039222.00 | 1165354.00 | 2204576.00 | 41.65 | 1017600.00 | 1159431.00 | 2177031.00 | 44.79 |
| 8 | HARYANA | 1188949.00 | 468105.00 | 1657054.00 | 57.35 | 1449800.00 | 539380.00 | 1989180.00 | 53.29 | 2390000.00 | 590700.00 | 2980700.00 | 60.68 |
| 9 | HIMACHAL PRADESH | 12731.00 | 203018.00 | 215749.00 | 74.47 | 37500.00 | 214473.00 | 251973.00 | 75.99 | 44993.00 | 239145.00 | 284138.00 | 76.89 |
| 10 | JAMMU & KASHMIR | ... | ... | ... | ... | ... | ... | ... | ... | ... | ... | ... | ... |
| 11 | JHARKHAND | 5881.00 | 195141.00 | 201022.00 | 23.59 | 14800.00 | 196387.00 | 211187.00 | 18.46 | 37000.00 | 186883.00 | 223883.00 | 13.96 |
| 12 | KARNATAKA | 757077.00 | 1009027.00 | 1766104.00 | 36.50 | 1048600.00 | 1045602.00 | 2094202.00 | 31.39 | 1086390.00 | 1128937.00 | 2215327.00 | 30.69 |
| 13 | KERALA | 405479.00 | 1148437.00 | 1553916.00 | 27.55 | 480601.00 | 1281542.00 | 1762143.00 | 28.09 | 588500.00 | 1510966.00 | 2099466.00 | 25.21 |
| 14 | MADHYA PRADESH | 169301.00 | 871755.00 | 1041056.00 | 45.42 | 962390.00 | 54600.00 | 1016990.00 | 47.80 | 84100.00 | 1244952.00 | 1329052.00 | 51.35 |
| 15 | MAHARASHTRA | 553151.00 | 2094893.00 | 2648044.00 | 19.32 | 403660.00 | 2470698.00 | 2874358.00 | 18.56 | 262683.00 | 2466937.00 | 2729620.00 | 16.40 |
| 16 | MANIPUR | 3136.00 | 78100.00 | 81236.00 | 93.53 | 6000.00 | 80339.00 | 86339.00 | 90.47 | 4000.00 | 84345.00 | 88345.00 | 91.44 |
| 17 | MEGHALAYA | 4465.00 | 66671.00 | 71136.00 | 81.51 | 17910.00 | 67585.00 | 85495.00 | 62.54 | 17263.00 | 72580.00 | 89843.00 | 63.09 |
| 18 | MIZORAM | 44294.00 | 29924.00 | 74218.00 | 91.26 | 43638.00 | 34407.00 | 78045.00 | 90.03 | 39799.00 | 38840.00 | 78639.00 | 93.80 |
| 19 | NAGALAND | 1450.00 | 65264.00 | 66714.00 | 57.59 | 0.00 | 64024.00 | 64024.00 | 61.66 | 0.00 | 62533.00 | 62533.00 | 54.68 |
| 20 | ORISSA | 20486.00 | 162710.00 | 183196.00 | 18.25 | 12301.00 | 199359.00 | 211660.00 | 22.74 | 34800.00 | 242867.00 | 277667.00 | 25.81 |
| 21 | PUNJAB | 38438.00 | 614030.00 | 652468.00 | 47.66 | 179600.00 | 677036.00 | 856636.00 | 73.13 | 228700.00 | 769739.00 | 998439.00 | 79.31 |
| 22 | RAJASTHAN | 36787.00 | 737393.00 | 774180.00 | 78.43 | 65050.00 | 984753.00 | 1049803.00 | 76.25 | 216478.00 | 884346.00 | 1100824.00 | 74.09 |
| 23 | SIKKIM | ... | ... | ... | ... | ... | ... | ... | ... | ... | ... | ... | ... |
| 24 | TAMIL NADU | 163015.00 | 1417298.00 | 1580313.00 | 20.20 | 161871.00 | 1747820.00 | 1909691.00 | 19.42 | 420686.00 | 2338285.00 | 2758971.00 | 25.35 |
| 25 | TRIPURA | 1613.00 | 46588.00 | 48201.00 | 59.69 | 10140.00 | 79735.00 | 89875.00 | 55.81 | 11750.00 | 89440.00 | 101190.00 | 57.22 |
| 26 | UTTARAKHAND | 160338.00 | 243464.00 | 403802.00 | 54.52 | 611753.00 | 303214.00 | 914967.00 | 54.96 | 337603.00 | 367822.00 | 705425.00 | 53.17 |
| 27 | UTTAR PRADESH | 42563.00 | 931640.00 | 974203.00 | 64.63 | 82927.00 | 1212644.00 | 1295571.00 | 61.78 | 87897.00 | 1302182.00 | 1390079.00 | 60.51 |
| 28 | WEST BENGAL | 117409.00 | 869059.00 | 986468.00 | 29.66 | 250100.00 | 894918.00 | 1145018.00 | 25.71 | 280001.00 | 1046943.00 | 1326944.00 | 31.26 |
| 29 | TELANGANA | 0.00 | 0.00 | 0.00 | 0.00 | 0.00 | 0.00 | 0.00 | 0.00 | 224125.00 | 1050631.00 | 1274756.00 | 46.60 |
| TOTAL STATES | | 5091128.00 | 15932624.00 | 21023752.00 | 32.97 | 7653106.00 | 17310770.00 | 24963876.00 | 31.49 | 8287699.00 | 20490083.00 | 28777782.00 | 34.16 |
| 30 | A. & N. ISLANDS | 84266.00 | 34507.00 | 118773.00 | 100.00 | 90800.00 | 38200.00 | 129000.00 | 100.00 | 104800.00 | 41600.00 | 146400.00 | 100.00 |
| 31 | CHANDIGARH | 46857.00 | 86152.00 | 133009.00 | 23.29 | 6800.00 | 96219.00 | 103019.00 | 17.32 | 7600.00 | 99268.00 | 106868.00 | 16.55 |
| 32 | DADRA & NAGAR HAVELI | ... | ... | ... | ... | ... | ... | ... | ... | ... | ... | ... | ... |
| 33 | DAMAN & DIU | 32169.00 | 0.00 | 32169.00 | 57.73 | 40400.00 | 0.00 | 40400.00 | 59.06 | 74600.00 | 27100.00 | 101700.00 | 47.59 |
| 34 | DELHI | 104781.00 | 471856.00 | 576637.00 | 33.38 | 131900.00 | 578827.00 | 710727.00 | 34.29 | 154000.00 | 654152.00 | 808152.00 | 27.95 |
| 35 | LAKSHADWEEP | ... | ... | ... | ... | ... | ... | ... | ... | ... | ... | ... | ... |
| 36 | PUDUCHERRY | 216198.00 | 55387.00 | 271585.00 | 46.75 | 244899.00 | 40830.00 | 285729.00 | 45.85 | 284706.00 | 44700.00 | 329406.00 | 46.13 |
| TOTAL U.T. | | 484271.00 | 647902.00 | 1132173.00 | 36.68 | 514799.00 | 754076.00 | 1268875.00 | 36.00 | 625706.00 | 866820.00 | 1492526.00 | 31.71 |
| TOTAL (STATE & UTs) | | 5575399.00 | 16580526.00 | 22155925.00 | 33.14 | 8167905.00 | 18064846.00 | 26232751.00 | 31.68 | 8913405.00 | 21356903.00 | 30270308.00 | 34.03 |

.. NICNET ..

STATEMENT NO. (16) : PLAN & NON-PLAN BUDGETED EXPENDITURE ON TECHNICAL EDUCATION (Sub-head wise)

ACCOUNT: REVENUE ACCOUNT

PROGRAM: ASSISTANCE TO UNIVERSITIES FOR TECHNICAL EDUCATION

(RUPEES IN THOUSANDS)

| SL. NO. | STATE/UNION TERRITORY | 2012-13 (ACTUALS) | | | | 2013-14 (R.E.) | | | | 2014-15 (B.E.) | | | |
|---------------------|-----------------------|-------------------|------------|------------|-----------------------------------|----------------|------------|------------|-----------------------------------|----------------|------------|------------|-----------------------------------|
| | | PLAN | NON-PLAN | TOTAL | % AGE TO TOTAL EXP. ON TECH. EDU. | PLAN | NON-PLAN | TOTAL | % AGE TO TOTAL EXP. ON TECH. EDU. | PLAN | NON-PLAN | TOTAL | % AGE TO TOTAL EXP. ON TECH. EDU. |
| 1 | ANDHRA PRADESH | 3474000.00 | 869630.00 | 4343630.00 | 51.99 | 5775000.00 | 960372.00 | 6735372.00 | 62.26 | 110000.00 | 2862476.00 | 2972476.00 | 50.59 |
| 2 | ARUNACHAL PRADESH | ... | ... | ... | ... | ... | ... | ... | ... | ... | ... | ... | ... |
| 3 | ASSAM | ... | ... | ... | ... | ... | ... | ... | ... | ... | ... | ... | ... |
| 4 | BIHAR | 0.00 | 23865.00 | 23865.00 | 3.99 | 0.00 | 24010.00 | 24010.00 | 2.72 | 0.00 | 24501.00 | 24501.00 | 1.84 |
| 5 | CHHATTISGARH | 12000.00 | 0.00 | 12000.00 | 2.49 | 13000.00 | 0.00 | 13000.00 | 1.33 | 39000.00 | 0.00 | 39000.00 | 3.06 |
| 6 | GOA | ... | ... | ... | ... | ... | ... | ... | ... | ... | ... | ... | ... |
| 7 | GUJARAT | ... | ... | ... | ... | ... | ... | ... | ... | ... | ... | ... | ... |
| 8 | HARYANA | 350000.00 | 0.00 | 350000.00 | 12.11 | 602500.00 | 0.00 | 602500.00 | 16.14 | 750000.00 | 205000.00 | 955000.00 | 19.44 |
| 9 | HIMACHAL PRADESH | ... | ... | ... | ... | ... | ... | ... | ... | ... | ... | ... | ... |
| 10 | JAMMU & KASHMIR | ... | ... | ... | ... | ... | ... | ... | ... | ... | ... | ... | ... |
| 11 | JHARKHAND | ... | ... | ... | ... | ... | ... | ... | ... | ... | ... | ... | ... |
| 12 | KARNATAKA | ... | ... | ... | ... | ... | ... | ... | ... | ... | ... | ... | ... |
| 13 | KERALA | 130000.00 | 365320.00 | 495320.00 | 8.78 | 160001.00 | 540000.00 | 700001.00 | 11.16 | 175000.00 | 643500.00 | 818500.00 | 9.83 |
| 14 | MADHYA PRADESH | ... | ... | ... | ... | ... | ... | ... | ... | ... | ... | ... | ... |
| 15 | MAHARASHTRA | 24000.00 | 114556.00 | 138556.00 | 1.01 | 32000.00 | 134127.00 | 166127.00 | 1.07 | 77000.00 | 145356.00 | 222356.00 | 1.34 |
| 16 | MANIPUR | ... | ... | ... | ... | ... | ... | ... | ... | ... | ... | ... | ... |
| 17 | MEGHALAYA | ... | ... | ... | ... | ... | ... | ... | ... | ... | ... | ... | ... |
| 18 | MIZORAM | ... | ... | ... | ... | ... | ... | ... | ... | ... | ... | ... | ... |
| 19 | NAGALAND | ... | ... | ... | ... | ... | ... | ... | ... | ... | ... | ... | ... |
| 20 | ORISSA | ... | ... | ... | ... | ... | ... | ... | ... | ... | ... | ... | ... |
| 21 | PUNJAB | ... | ... | ... | ... | ... | ... | ... | ... | ... | ... | ... | ... |
| 22 | RAJASTHAN | 40000.00 | 0.00 | 40000.00 | 4.05 | 36073.00 | 1497.00 | 37570.00 | 2.73 | 61873.00 | 2.00 | 61875.00 | 4.16 |
| 23 | SIKKIM | ... | ... | ... | ... | ... | ... | ... | ... | ... | ... | ... | ... |
| 24 | TAMIL NADU | 0.00 | 145769.00 | 145769.00 | 1.86 | 0.00 | 478261.00 | 478261.00 | 4.86 | 0.00 | 300604.00 | 300604.00 | 2.76 |
| 25 | TRIPURA | ... | ... | ... | ... | ... | ... | ... | ... | ... | ... | ... | ... |
| 26 | UTTARAKHAND | ... | ... | ... | ... | ... | ... | ... | ... | ... | ... | ... | ... |
| 27 | UTTAR PRADESH | ... | ... | ... | ... | ... | ... | ... | ... | ... | ... | ... | ... |
| 28 | WEST BENGAL | 26023.00 | 411477.00 | 437500.00 | 13.16 | 25000.00 | 463516.00 | 488516.00 | 10.97 | 35000.00 | 536828.00 | 571828.00 | 13.47 |
| 29 | TELANGANA | 0.00 | 0.00 | 0.00 | 0.00 | 0.00 | 0.00 | 0.00 | 0.00 | 926607.00 | 466123.00 | 1392730.00 | 50.91 |
| TOTAL STATES | | 4056023.00 | 1930617.00 | 5986640.00 | 9.39 | 6643574.00 | 2601783.00 | 9245357.00 | 11.66 | 2174480.00 | 5184390.00 | 7358870.00 | 8.74 |
| 30 | A. & N. ISLANDS | ... | ... | ... | ... | ... | ... | ... | ... | ... | ... | ... | ... |
| 31 | CHANDIGARH | ... | ... | ... | ... | ... | ... | ... | ... | ... | ... | ... | ... |
| 32 | DADRA & NAGAR HAVELI | ... | ... | ... | ... | ... | ... | ... | ... | ... | ... | ... | ... |
| 33 | DAMAN & DIU | ... | ... | ... | ... | ... | ... | ... | ... | ... | ... | ... | ... |
| 34 | DELHI | ... | ... | ... | ... | ... | ... | ... | ... | ... | ... | ... | ... |
| 35 | LAKSHADWEEP | ... | ... | ... | ... | ... | ... | ... | ... | ... | ... | ... | ... |
| 36 | PUDUCHERRY | ... | ... | ... | ... | ... | ... | ... | ... | ... | ... | ... | ... |
| TOTAL U.T. | | 0.00 | 0.00 | 0.00 | 0.00 | 0.00 | 0.00 | 0.00 | 0.00 | 0.00 | 0.00 | 0.00 | 0.00 |
| TOTAL (STATE & UTs) | | 4056023.00 | 1930617.00 | 5986640.00 | 8.96 | 6643574.00 | 2601783.00 | 9245357.00 | 11.17 | 2174480.00 | 5184390.00 | 7358870.00 | 8.27 |

..NICNET..

STATEMENT NO. (16) : PLAN & NON-PLAN BUDGETED EXPENDITURE ON TECHNICAL EDUCATION (Sub-head wise)

ACCOUNT: REVENUE ACCOUNT
PROGRAM: ASSISTANCE TO NON-GOVT. COLLEGES

(RUPEES IN THOUSANDS)

| SL. NO. | STATE/UNION TERRITORY | 2012-13 (ACTUALS) | | | | 2013-14 (R.E.) | | | | 2014-15 (B.E.) | | | |
|---------------------|-----------------------|-------------------|------------|-------------|----------------------------------|----------------|-------------|-------------|----------------------------------|----------------|-------------|-------------|----------------------------------|
| | | PLAN | NON-PLAN | TOTAL | % AGE TO TOTAL EXP. ON TECH.EDU. | PLAN | NON-PLAN | TOTAL | % AGE TO TOTAL EXP. ON TECH.EDU. | PLAN | NON-PLAN | TOTAL | % AGE TO TOTAL EXP. ON TECH.EDU. |
| 1 | ANDHRA PRADESH | 3860.00 | 12308.00 | 16168.00 | 0.19 | 5000.00 | 37686.00 | 42686.00 | 0.39 | 7500.00 | 26497.00 | 33997.00 | 0.58 |
| 2 | ARUNACHAL PRADESH | ... | ... | ... | ... | ... | ... | ... | ... | ... | ... | ... | ... |
| 3 | ASSAM | ... | ... | ... | ... | ... | ... | ... | ... | ... | ... | ... | ... |
| 4 | BIHAR | 0.00 | 20000.00 | 20000.00 | 3.35 | 0.00 | 1.00 | 1.00 | 0.00 | 0.00 | 0.00 | 0.00 | 0.00 |
| 5 | CHHATTISGARH | 0.00 | 0.00 | 0.00 | 0.00 | 1000.00 | 1000.00 | 2000.00 | 0.20 | 0.00 | 1000.00 | 1000.00 | 0.08 |
| 6 | GOA | ... | ... | ... | ... | ... | ... | ... | ... | ... | ... | ... | ... |
| 7 | GUJARAT | ... | ... | ... | ... | ... | ... | ... | ... | ... | ... | ... | ... |
| 8 | HARYANA | 20000.00 | 222681.00 | 242681.00 | 8.40 | 15000.00 | 242900.00 | 257900.00 | 6.91 | 25000.00 | 185000.00 | 210000.00 | 4.28 |
| 9 | HIMACHAL PRADESH | ... | ... | ... | ... | ... | ... | ... | ... | ... | ... | ... | ... |
| 10 | JAMMU & KASHMIR | ... | ... | ... | ... | ... | ... | ... | ... | ... | ... | ... | ... |
| 11 | JHARKHAND | ... | ... | ... | ... | ... | ... | ... | ... | ... | ... | ... | ... |
| 12 | KARNATAKA | 940991.00 | 1152888.00 | 2093879.00 | 43.28 | 997896.00 | 1392121.00 | 2390017.00 | 35.82 | 1304000.00 | 1411500.00 | 2715500.00 | 37.61 |
| 13 | KERALA | 2973.00 | 831763.00 | 834736.00 | 14.80 | 7500.00 | 697084.00 | 704584.00 | 11.23 | 8000.00 | 889055.00 | 897055.00 | 10.77 |
| 14 | MADHYA PRADESH | 89883.00 | 724495.00 | 814378.00 | 35.53 | 263500.00 | 381501.00 | 645001.00 | 30.31 | 335100.00 | 381501.00 | 716601.00 | 27.69 |
| 15 | MAHARASHTRA | 152000.00 | 6126278.00 | 6278278.00 | 45.80 | 120000.00 | 7133236.00 | 7253236.00 | 46.83 | 35000.00 | 7677572.00 | 7712572.00 | 46.35 |
| 16 | MANIPUR | ... | ... | ... | ... | ... | ... | ... | ... | ... | ... | ... | ... |
| 17 | MEGHALAYA | ... | ... | ... | ... | ... | ... | ... | ... | ... | ... | ... | ... |
| 18 | MIZORAM | ... | ... | ... | ... | ... | ... | ... | ... | ... | ... | ... | ... |
| 19 | NAGALAND | ... | ... | ... | ... | ... | ... | ... | ... | ... | ... | ... | ... |
| 20 | ORISSA | ... | ... | ... | ... | ... | ... | ... | ... | ... | ... | ... | ... |
| 21 | PUNJAB | ... | ... | ... | ... | ... | ... | ... | ... | ... | ... | ... | ... |
| 22 | RAJASTHAN | 38000.00 | 33000.00 | 71000.00 | 7.19 | 112199.00 | 37620.00 | 149819.00 | 10.88 | 103478.00 | 41556.00 | 145034.00 | 9.76 |
| 23 | SIKKIM | ... | ... | ... | ... | ... | ... | ... | ... | ... | ... | ... | ... |
| 24 | TAMIL NADU | 0.00 | 320171.00 | 320171.00 | 4.09 | 0.00 | 360773.00 | 360773.00 | 3.67 | 0.00 | 399564.00 | 399564.00 | 3.67 |
| 25 | TRIPURA | ... | ... | ... | ... | ... | ... | ... | ... | ... | ... | ... | ... |
| 26 | UTTARAKHAND | 0.00 | 24000.00 | 24000.00 | 3.24 | 0.00 | 26500.00 | 26500.00 | 1.59 | 0.00 | 26500.00 | 26500.00 | 2.00 |
| 27 | UTTAR PRADESH | 0.00 | 210450.00 | 210450.00 | 13.96 | 0.00 | 217499.00 | 217499.00 | 10.37 | 0.00 | 217499.00 | 217499.00 | 9.47 |
| 28 | WEST BENGAL | ... | ... | ... | ... | ... | ... | ... | ... | ... | ... | ... | ... |
| 29 | TELANGANA | ... | ... | ... | ... | ... | ... | ... | ... | ... | ... | ... | ... |
| TOTAL STATES | | 1247707.00 | 9678034.00 | 10925741.00 | 17.14 | 1522095.00 | 10527921.00 | 12050016.00 | 15.20 | 1818078.00 | 11257244.00 | 13075322.00 | 15.52 |
| 30 | A. & N. ISLANDS | ... | ... | ... | ... | ... | ... | ... | ... | ... | ... | ... | ... |
| 31 | CHANDIGARH | ... | ... | ... | ... | ... | ... | ... | ... | ... | ... | ... | ... |
| 32 | DADRA & NAGAR HAVELI | ... | ... | ... | ... | ... | ... | ... | ... | ... | ... | ... | ... |
| 33 | DAMAN & DIU | ... | ... | ... | ... | ... | ... | ... | ... | ... | ... | ... | ... |
| 34 | DELHI | 0.00 | 2799.00 | 2799.00 | 0.16 | 0.00 | 6000.00 | 6000.00 | 0.29 | 0.00 | 4500.00 | 4500.00 | 0.16 |
| 35 | LAKSHADWEEP | ... | ... | ... | ... | ... | ... | ... | ... | ... | ... | ... | ... |
| 36 | PUDUCHERRY | ... | ... | ... | ... | ... | ... | ... | ... | ... | ... | ... | ... |
| TOTAL U.T. | | 0.00 | 2799.00 | 2799.00 | 0.09 | 0.00 | 6000.00 | 6000.00 | 0.17 | 0.00 | 4500.00 | 4500.00 | 0.10 |
| TOTAL (STATE & UTs) | | 1247707.00 | 9680833.00 | 10928540.00 | 16.35 | 1522095.00 | 10533921.00 | 12056016.00 | 14.56 | 1818078.00 | 11261744.00 | 13079822.00 | 14.71 |

..NICNET..

STATEMENT NO. (16) : PLAN & NON-PLAN BUDGETED EXPENDITURE ON TECHNICAL EDUCATION (Sub-head wise)

ACCOUNT: REVENUE ACCOUNT
PROGRAM: ENGINEERING COLLEGES AND INSTITUTIONS

(RUPEES IN THOUSANDS)

| SL. NO. | STATE/UNION TERRITORY | 2012-13 (ACTUALS) | | | | 2013-14 (R.E.) | | | | 2014-15 (B.E.) | | | |
|---------------------|-----------------------|-------------------|------------|-------------|----------------------------------|----------------|------------|-------------|----------------------------------|----------------|------------|-------------|----------------------------------|
| | | PLAN | NON-PLAN | TOTAL | % AGE TO TOTAL EXP. ON TECH.EDU. | PLAN | NON-PLAN | TOTAL | % AGE TO TOTAL EXP. ON TECH.EDU. | PLAN | NON-PLAN | TOTAL | % AGE TO TOTAL EXP. ON TECH.EDU. |
| 1 | ANDHRA PRADESH | 0.00 | 16363.00 | 16363.00 | 0.20 | 0.00 | 50042.00 | 50042.00 | 0.46 | 50000.00 | 41503.00 | 91503.00 | 1.56 |
| 2 | ARUNACHAL PRADESH | ... | ... | ... | ... | ... | ... | ... | ... | ... | ... | ... | ... |
| 3 | ASSAM | 68359.00 | 264655.00 | 333014.00 | 35.87 | 15450.00 | 335786.00 | 351236.00 | 20.83 | 0.00 | 382380.00 | 382380.00 | 27.51 |
| 4 | BIHAR | 25145.00 | 185111.00 | 210256.00 | 35.18 | 31160.00 | 226107.00 | 257267.00 | 29.12 | 515479.00 | 242613.00 | 758092.00 | 57.01 |
| 5 | CHHATTISGARH | 48046.00 | 99217.00 | 147263.00 | 30.51 | 98880.00 | 143160.00 | 242040.00 | 24.72 | 129520.00 | 161870.00 | 291390.00 | 22.89 |
| 6 | GOA | 80240.00 | 117232.00 | 197472.00 | 33.15 | 112027.00 | 156800.00 | 268827.00 | 36.26 | 110512.00 | 164345.00 | 274857.00 | 33.24 |
| 7 | GUJARAT | 913717.00 | 787384.00 | 1701101.00 | 38.61 | 1273104.00 | 1034490.00 | 2307594.00 | 43.60 | 972425.00 | 894602.00 | 1867027.00 | 38.41 |
| 8 | HARYANA | 457200.00 | 108600.00 | 565800.00 | 19.58 | 451000.00 | 108600.00 | 559600.00 | 14.99 | 550000.00 | 0.00 | 550000.00 | 11.20 |
| 9 | HIMACHAL PRADESH | 13947.00 | 36856.00 | 50803.00 | 17.54 | 10000.00 | 41502.00 | 51502.00 | 15.53 | 20000.00 | 45348.00 | 65348.00 | 17.68 |
| 10 | JAMMU & KASHMIR | 0.00 | 80590.00 | 80590.00 | 12.16 | 0.00 | 127185.00 | 127185.00 | 13.46 | 0.00 | 146975.00 | 146975.00 | 14.16 |
| 11 | JHARKHAND | 133551.00 | 170301.00 | 303852.00 | 35.65 | 18800.00 | 175226.00 | 194026.00 | 16.96 | 121004.00 | 177423.00 | 298427.00 | 18.61 |
| 12 | KARNATAKA | 280073.00 | 34087.00 | 314160.00 | 6.49 | 375523.00 | 33168.00 | 408691.00 | 6.13 | 409016.00 | 38279.00 | 447295.00 | 6.20 |
| 13 | KERALA | 553464.00 | 1096535.00 | 1649999.00 | 29.25 | 937467.00 | 1132578.00 | 2070045.00 | 33.00 | 1688650.00 | 1435234.00 | 3123884.00 | 37.51 |
| 14 | MADHYA PRADESH | 25.00 | 308951.00 | 308976.00 | 13.48 | 1000.00 | 331737.00 | 332737.00 | 15.64 | 7000.00 | 388342.00 | 395342.00 | 15.28 |
| 15 | MAHARASHTRA | 417103.00 | 706422.00 | 1123525.00 | 8.20 | 954560.00 | 813057.00 | 1767617.00 | 11.41 | 1341410.00 | 850276.00 | 2191686.00 | 13.17 |
| 16 | MANIPUR | ... | ... | ... | ... | ... | ... | ... | ... | ... | ... | ... | ... |
| 17 | MEGHALAYA | ... | ... | ... | ... | ... | ... | ... | ... | ... | ... | ... | ... |
| 18 | MIZORAM | ... | ... | ... | ... | ... | ... | ... | ... | ... | ... | ... | ... |
| 19 | NAGALAND | ... | ... | ... | ... | ... | ... | ... | ... | ... | ... | ... | ... |
| 20 | ORISSA | 180234.00 | 262422.00 | 442656.00 | 44.11 | 2500.00 | 366254.00 | 368754.00 | 39.63 | 0.00 | 402654.00 | 402654.00 | 37.43 |
| 21 | PUNJAB | ... | ... | ... | ... | ... | ... | ... | ... | ... | ... | ... | ... |
| 22 | RAJASTHAN | ... | ... | ... | ... | ... | ... | ... | ... | ... | ... | ... | ... |
| 23 | SIKKIM | ... | ... | ... | ... | ... | ... | ... | ... | ... | ... | ... | ... |
| 24 | TAMIL NADU | 555226.00 | 36869.00 | 592095.00 | 7.57 | 700711.00 | 96520.00 | 797231.00 | 8.11 | 832833.00 | 83619.00 | 916452.00 | 8.42 |
| 25 | TRIPURA | 0.00 | 24628.00 | 24628.00 | 30.50 | 0.00 | 57243.00 | 57243.00 | 35.55 | 0.00 | 62723.00 | 62723.00 | 35.47 |
| 26 | UTTARAKHAND | 74173.00 | 190666.00 | 264839.00 | 35.76 | 117365.00 | 241002.00 | 358367.00 | 21.53 | 114365.00 | 245002.00 | 359367.00 | 27.09 |
| 27 | UTTAR PRADESH | 3500.00 | 170305.00 | 173805.00 | 11.53 | 213002.00 | 202945.00 | 415947.00 | 19.83 | 213004.00 | 203108.00 | 416112.00 | 18.11 |
| 28 | WEST BENGAL | 94653.00 | 285125.00 | 379778.00 | 11.42 | 389000.00 | 310013.00 | 699013.00 | 15.70 | 103900.00 | 382749.00 | 486649.00 | 11.46 |
| 29 | TELANGANA | 0.00 | 0.00 | 0.00 | 0.00 | 0.00 | 0.00 | 0.00 | 0.00 | 0.00 | 7682.00 | 7682.00 | 0.28 |
| TOTAL STATES | | 3898656.00 | 4982319.00 | 8880975.00 | 13.93 | 5701549.00 | 5983415.00 | 11684964.00 | 14.74 | 7179118.00 | 6356727.00 | 13535845.00 | 16.07 |
| 30 | A. & N. ISLANDS | ... | ... | ... | ... | ... | ... | ... | ... | ... | ... | ... | ... |
| 31 | CHANDIGARH | 143900.00 | 252430.00 | 396330.00 | 69.40 | 144200.00 | 255600.00 | 399800.00 | 67.22 | 158000.00 | 267100.00 | 425100.00 | 65.83 |
| 32 | DADRA & NAGAR HAVELI | 0.00 | 0.00 | 0.00 | 0.00 | 0.00 | 0.00 | 0.00 | 0.00 | 20000.00 | 0.00 | 20000.00 | 21.19 |
| 33 | DAMAN & DIU | 0.00 | 0.00 | 0.00 | 0.00 | 0.00 | 0.00 | 0.00 | 0.00 | 80000.00 | 0.00 | 80000.00 | 37.44 |
| 34 | DELHI | 850520.00 | 215898.00 | 1066418.00 | 61.73 | 1109550.00 | 150947.00 | 1260497.00 | 60.81 | 1771500.00 | 207512.00 | 1979012.00 | 68.44 |
| 35 | LAKSHADWEEP | ... | ... | ... | ... | ... | ... | ... | ... | ... | ... | ... | ... |
| 36 | PUDUCHERRY | 301500.00 | 0.00 | 301500.00 | 51.90 | 281500.00 | 0.00 | 281500.00 | 45.17 | 327500.00 | 0.00 | 327500.00 | 45.86 |
| TOTAL U.T. | | 1295920.00 | 468328.00 | 1764248.00 | 57.15 | 1535250.00 | 406547.00 | 1941797.00 | 55.09 | 2357000.00 | 474612.00 | 2831612.00 | 60.17 |
| TOTAL (STATE & UTs) | | 5194576.00 | 5450647.00 | 10645223.00 | 15.92 | 7236799.00 | 6389962.00 | 13626761.00 | 16.46 | 9536118.00 | 6831339.00 | 16367457.00 | 18.40 |

.. NICNET ..

STATEMENT NO. (16) : PLAN & NON-PLAN BUDGETED EXPENDITURE ON TECHNICAL EDUCATION (Sub-head wise)

ACCOUNT: REVENUE ACCOUNT
PROGRAM: SCHOLARSHIPS

(RUPEES IN THOUSANDS)

| SL. NO. | STATE/UNION TERRITORY | 2012-13 (ACTUALS) | | | | 2013-14 (R.E.) | | | | 2014-15 (B.E.) | | | |
|---------------------|-----------------------|-------------------|------------|------------|----------------------------------|----------------|------------|------------|----------------------------------|----------------|------------|------------|----------------------------------|
| | | PLAN | NON-PLAN | TOTAL | % AGE TO TOTAL EXP. ON TECH.EDU. | PLAN | NON-PLAN | TOTAL | % AGE TO TOTAL EXP. ON TECH.EDU. | PLAN | NON-PLAN | TOTAL | % AGE TO TOTAL EXP. ON TECH.EDU. |
| 1 | ANDHRA PRADESH | 833.00 | 0.00 | 833.00 | 0.01 | 1400.00 | 13500.00 | 14900.00 | 0.14 | 0.00 | 7569.00 | 7569.00 | 0.13 |
| 2 | ARUNACHAL PRADESH | ... | ... | ... | ... | ... | ... | ... | ... | ... | ... | ... | ... |
| 3 | ASSAM | 236.00 | 2089.00 | 2325.00 | 0.25 | 0.00 | 4550.00 | 4550.00 | 0.27 | 1100.00 | 4550.00 | 5650.00 | 0.41 |
| 4 | BIHAR | ... | ... | ... | ... | ... | ... | ... | ... | ... | ... | ... | ... |
| 5 | CHHATTISGARH | 555.00 | 40.00 | 595.00 | 0.12 | 600.00 | 50.00 | 650.00 | 0.07 | 1000.00 | 50.00 | 1050.00 | 0.08 |
| 6 | GOA | ... | ... | ... | ... | ... | ... | ... | ... | ... | ... | ... | ... |
| 7 | GUJARAT | ... | ... | ... | ... | ... | ... | ... | ... | ... | ... | ... | ... |
| 8 | HARYANA | 0.00 | 11456.00 | 11456.00 | 0.40 | 0.00 | 12900.00 | 12900.00 | 0.35 | 0.00 | 15000.00 | 15000.00 | 0.31 |
| 9 | HIMACHAL PRADESH | ... | ... | ... | ... | ... | ... | ... | ... | ... | ... | ... | ... |
| 10 | JAMMU & KASHMIR | ... | ... | ... | ... | ... | ... | ... | ... | ... | ... | ... | ... |
| 11 | JHARKHAND | ... | ... | ... | ... | ... | ... | ... | ... | ... | ... | ... | ... |
| 12 | KARNATAKA | 140996.00 | 7599.00 | 148595.00 | 3.07 | 565400.00 | 7904.00 | 573304.00 | 8.59 | 190000.00 | 8220.00 | 198220.00 | 2.75 |
| 13 | KERALA | 200000.00 | 0.00 | 200000.00 | 3.55 | 250003.00 | 101.00 | 250104.00 | 3.99 | 500000.00 | 100.00 | 500100.00 | 6.00 |
| 14 | MADHYA PRADESH | 0.00 | 142.00 | 142.00 | 0.01 | 0.00 | 700.00 | 700.00 | 0.03 | 0.00 | 700.00 | 700.00 | 0.03 |
| 15 | MAHARASHTRA | 0.00 | 2200034.00 | 2200034.00 | 16.05 | 0.00 | 1980129.00 | 1980129.00 | 12.78 | 0.00 | 2200239.00 | 2200239.00 | 13.22 |
| 16 | MANIPUR | 0.00 | 0.00 | 0.00 | 0.00 | 0.00 | 350.00 | 350.00 | 0.37 | 0.00 | 350.00 | 350.00 | 0.36 |
| 17 | MEGHALAYA | 3451.00 | 0.00 | 3451.00 | 3.95 | 7078.00 | 395.00 | 7473.00 | 5.47 | 7001.00 | 410.00 | 7411.00 | 5.20 |
| 18 | MIZORAM | ... | ... | ... | ... | ... | ... | ... | ... | ... | ... | ... | ... |
| 19 | NAGALAND | 7500.00 | 17776.00 | 25276.00 | 21.82 | 1000.00 | 16500.00 | 17500.00 | 16.85 | 0.00 | 16500.00 | 16500.00 | 14.43 |
| 20 | ORISSA | ... | ... | ... | ... | ... | ... | ... | ... | ... | ... | ... | ... |
| 21 | PUNJAB | 0.00 | 28.00 | 28.00 | 0.00 | 0.00 | 30.00 | 30.00 | 0.00 | 0.00 | 35.00 | 35.00 | 0.00 |
| 22 | RAJASTHAN | 0.00 | 0.00 | 0.00 | 0.00 | 0.00 | 0.00 | 0.00 | 0.00 | 1.00 | 0.00 | 1.00 | 0.00 |
| 23 | SIKKIM | ... | ... | ... | ... | ... | ... | ... | ... | ... | ... | ... | ... |
| 24 | TAMIL NADU | 0.00 | 19.00 | 19.00 | 0.00 | 0.00 | 120.00 | 120.00 | 0.00 | 0.00 | 120.00 | 120.00 | 0.00 |
| 25 | TRIPURA | 1110.00 | 0.00 | 1110.00 | 1.37 | 1400.00 | 0.00 | 1400.00 | 0.87 | 1900.00 | 0.00 | 1900.00 | 1.07 |
| 26 | UTTARAKHAND | ... | ... | ... | ... | ... | ... | ... | ... | ... | ... | ... | ... |
| 27 | UTTAR PRADESH | ... | ... | ... | ... | ... | ... | ... | ... | ... | ... | ... | ... |
| 28 | WEST BENGAL | 0.00 | 0.00 | 0.00 | 0.00 | 0.00 | 119.00 | 119.00 | 0.00 | 0.00 | 22.00 | 22.00 | 0.00 |
| 29 | TELANGANA | 0.00 | 0.00 | 0.00 | 0.00 | 0.00 | 0.00 | 0.00 | 0.00 | 0.00 | 185.00 | 185.00 | 0.01 |
| TOTAL STATES | | 354681.00 | 2239183.00 | 2593864.00 | 4.07 | 826881.00 | 2037348.00 | 2864229.00 | 3.61 | 701002.00 | 2254050.00 | 2955052.00 | 3.51 |
| 30 | A. & N. ISLANDS | ... | ... | ... | ... | ... | ... | ... | ... | ... | ... | ... | ... |
| 31 | CHANDIGARH | ... | ... | ... | ... | ... | ... | ... | ... | ... | ... | ... | ... |
| 32 | DADRA & NAGAR HAVELI | ... | ... | ... | ... | ... | ... | ... | ... | ... | ... | ... | ... |
| 33 | DAMAN & DIU | ... | ... | ... | ... | ... | ... | ... | ... | ... | ... | ... | ... |
| 34 | DELHI | ... | ... | ... | ... | ... | ... | ... | ... | ... | ... | ... | ... |
| 35 | LAKSHADWEEP | ... | ... | ... | ... | ... | ... | ... | ... | ... | ... | ... | ... |
| 36 | PUDUCHERRY | 0.00 | 49.00 | 49.00 | 0.01 | 0.00 | 100.00 | 100.00 | 0.02 | 0.00 | 100.00 | 100.00 | 0.01 |
| TOTAL U.T. | | 0.00 | 49.00 | 49.00 | 0.00 | 0.00 | 100.00 | 100.00 | 0.00 | 0.00 | 100.00 | 100.00 | 0.00 |
| TOTAL (STATE & UTs) | | 354681.00 | 2239232.00 | 2593913.00 | 3.88 | 826881.00 | 2037448.00 | 2864329.00 | 3.46 | 701002.00 | 2254150.00 | 2955152.00 | 3.32 |

.. NICNET ..

STATEMENT NO. (16) : PLAN & NON-PLAN BUDGETED EXPENDITURE ON TECHNICAL EDUCATION (Sub-head wise)

ACCOUNT: REVENUE ACCOUNT
PROGRAM: TRAINING

(RUPEES IN THOUSANDS)

| SL. NO. | STATE/UNION TERRITORY | 2012-13 (ACTUALS) | | | | 2013-14 (R.E.) | | | | 2014-15 (B.E.) | | | |
|---------------------|-----------------------|-------------------|----------|-----------|----------------------------------|----------------|----------|-----------|----------------------------------|----------------|----------|-----------|----------------------------------|
| | | PLAN | NON-PLAN | TOTAL | % AGE TO TOTAL EXP. ON TECH.EDU. | PLAN | NON-PLAN | TOTAL | % AGE TO TOTAL EXP. ON TECH.EDU. | PLAN | NON-PLAN | TOTAL | % AGE TO TOTAL EXP. ON TECH.EDU. |
| 1 | ANDHRA PRADESH | 34.00 | 0.00 | 34.00 | 0.00 | 500.00 | 0.00 | 500.00 | 0.00 | 300.00 | 0.00 | 300.00 | 0.01 |
| 2 | ARUNACHAL PRADESH | ... | ... | ... | ... | ... | ... | ... | ... | ... | ... | ... | ... |
| 3 | ASSAM | ... | ... | ... | ... | ... | ... | ... | ... | ... | ... | ... | ... |
| 4 | BIHAR | ... | ... | ... | ... | ... | ... | ... | ... | ... | ... | ... | ... |
| 5 | CHHATTISGARH | ... | ... | ... | ... | ... | ... | ... | ... | ... | ... | ... | ... |
| 6 | GOA | ... | ... | ... | ... | ... | ... | ... | ... | ... | ... | ... | ... |
| 7 | GUJARAT | 414.00 | 0.00 | 414.00 | 0.01 | 11000.00 | 0.00 | 11000.00 | 0.21 | 10000.00 | 0.00 | 10000.00 | 0.21 |
| 8 | HARYANA | ... | ... | ... | ... | ... | ... | ... | ... | ... | ... | ... | ... |
| 9 | HIMACHAL PRADESH | ... | ... | ... | ... | ... | ... | ... | ... | ... | ... | ... | ... |
| 10 | JAMMU & KASHMIR | ... | ... | ... | ... | ... | ... | ... | ... | ... | ... | ... | ... |
| 11 | JHARKHAND | 0.00 | 0.00 | 0.00 | 0.00 | 3700.00 | 0.00 | 3700.00 | 0.32 | 740.00 | 0.00 | 740.00 | 0.05 |
| 12 | KARNATAKA | 0.00 | 0.00 | 0.00 | 0.00 | 500.00 | 0.00 | 500.00 | 0.01 | 500.00 | 0.00 | 500.00 | 0.01 |
| 13 | KERALA | 90574.00 | 42857.00 | 133431.00 | 2.37 | 43550.00 | 46110.00 | 89660.00 | 1.43 | 52000.00 | 53697.00 | 105697.00 | 1.27 |
| 14 | MADHYA PRADESH | 0.00 | 0.00 | 0.00 | 0.00 | 0.00 | 1.00 | 1.00 | 0.00 | 0.00 | 1.00 | 1.00 | 0.00 |
| 15 | MAHARASHTRA | ... | ... | ... | ... | ... | ... | ... | ... | ... | ... | ... | ... |
| 16 | MANIPUR | ... | ... | ... | ... | ... | ... | ... | ... | ... | ... | ... | ... |
| 17 | MEGHALAYA | ... | ... | ... | ... | ... | ... | ... | ... | ... | ... | ... | ... |
| 18 | MIZORAM | ... | ... | ... | ... | ... | ... | ... | ... | ... | ... | ... | ... |
| 19 | NAGALAND | ... | ... | ... | ... | ... | ... | ... | ... | ... | ... | ... | ... |
| 20 | ORISSA | ... | ... | ... | ... | ... | ... | ... | ... | ... | ... | ... | ... |
| 21 | PUNJAB | ... | ... | ... | ... | ... | ... | ... | ... | ... | ... | ... | ... |
| 22 | RAJASTHAN | ... | ... | ... | ... | ... | ... | ... | ... | ... | ... | ... | ... |
| 23 | SIKKIM | ... | ... | ... | ... | ... | ... | ... | ... | ... | ... | ... | ... |
| 24 | TAMIL NADU | ... | ... | ... | ... | ... | ... | ... | ... | ... | ... | ... | ... |
| 25 | TRIPURA | ... | ... | ... | ... | ... | ... | ... | ... | ... | ... | ... | ... |
| 26 | UTTARAKHAND | ... | ... | ... | ... | ... | ... | ... | ... | ... | ... | ... | ... |
| 27 | UTTAR PRADESH | ... | ... | ... | ... | ... | ... | ... | ... | ... | ... | ... | ... |
| 28 | WEST BENGAL | 0.00 | 12236.00 | 12236.00 | 0.37 | 0.00 | 15199.00 | 15199.00 | 0.34 | 0.00 | 17917.00 | 17917.00 | 0.42 |
| 29 | TELANGANA | ... | ... | ... | ... | ... | ... | ... | ... | ... | ... | ... | ... |
| TOTAL STATES | | 91022.00 | 55093.00 | 146115.00 | 0.23 | 59250.00 | 61310.00 | 120560.00 | 0.15 | 63540.00 | 71615.00 | 135155.00 | 0.16 |
| 30 | A. & N. ISLANDS | ... | ... | ... | ... | ... | ... | ... | ... | ... | ... | ... | ... |
| 31 | CHANDIGARH | ... | ... | ... | ... | ... | ... | ... | ... | ... | ... | ... | ... |
| 32 | DADRA & NAGAR HAVELI | ... | ... | ... | ... | ... | ... | ... | ... | ... | ... | ... | ... |
| 33 | DAMAN & DIU | ... | ... | ... | ... | ... | ... | ... | ... | ... | ... | ... | ... |
| 34 | DELHI | ... | ... | ... | ... | ... | ... | ... | ... | ... | ... | ... | ... |
| 35 | LAKSHADWEEP | ... | ... | ... | ... | ... | ... | ... | ... | ... | ... | ... | ... |
| 36 | PUDUCHERRY | ... | ... | ... | ... | ... | ... | ... | ... | ... | ... | ... | ... |
| TOTAL U.T. | | 0.00 | 0.00 | 0.00 | 0.00 | 0.00 | 0.00 | 0.00 | 0.00 | 0.00 | 0.00 | 0.00 | 0.00 |
| TOTAL (STATE & UTs) | | 91022.00 | 55093.00 | 146115.00 | 0.22 | 59250.00 | 61310.00 | 120560.00 | 0.15 | 63540.00 | 71615.00 | 135155.00 | 0.15 |

.. NICNET ..

STATEMENT NO. (16) : PLAN & NON-PLAN BUDGETED EXPENDITURE ON TECHNICAL EDUCATION (Sub-head wise)

ACCOUNT: REVENUE ACCOUNT
PROGRAM: OTHER EXPENDITURE

(RUPEES IN THOUSANDS)

| SL. NO. | STATE/UNION TERRITORY | 2012-13 (ACTUALS) | | | | 2013-14 (R.E.) | | | | 2014-15 (B.E.) | | | |
|---------------------|-----------------------|-------------------|------------|------------|-----------------------------------|----------------|------------|------------|-----------------------------------|----------------|------------|------------|-----------------------------------|
| | | PLAN | NON-PLAN | TOTAL | % AGE TO TOTAL EXP. ON TECH. EDU. | PLAN | NON-PLAN | TOTAL | % AGE TO TOTAL EXP. ON TECH. EDU. | PLAN | NON-PLAN | TOTAL | % AGE TO TOTAL EXP. ON TECH. EDU. |
| 1 | ANDHRA PRADESH | 1053103.00 | 0.00 | 1053103.00 | 12.60 | 785900.00 | 0.00 | 785900.00 | 7.26 | 216776.00 | 0.00 | 216776.00 | 3.69 |
| 2 | ARUNACHAL PRADESH | ... | ... | ... | ... | ... | ... | ... | ... | ... | ... | ... | ... |
| 3 | ASSAM | ... | ... | ... | ... | ... | ... | ... | ... | ... | ... | ... | ... |
| 4 | BIHAR | 73191.00 | 0.00 | 73191.00 | 12.25 | 282022.00 | 3535.00 | 285557.00 | 32.32 | 185000.00 | 3535.00 | 188535.00 | 14.18 |
| 5 | CHHATTISGARH | 12282.00 | 17404.00 | 29686.00 | 6.15 | 113000.00 | 15700.00 | 128700.00 | 13.15 | 113500.00 | 2970.00 | 116470.00 | 9.15 |
| 6 | GOA | ... | ... | ... | ... | ... | ... | ... | ... | ... | ... | ... | ... |
| 7 | GUJARAT | 182778.00 | 55478.00 | 238256.00 | 5.41 | 270739.00 | 62490.00 | 333229.00 | 6.30 | 251720.00 | 66595.00 | 318315.00 | 6.55 |
| 8 | HARYANA | 4999.00 | 167.00 | 5166.00 | 0.18 | 250000.00 | 500.00 | 250500.00 | 6.71 | 130000.00 | 500.00 | 130500.00 | 2.66 |
| 9 | HIMACHAL PRADESH | 5984.00 | 0.00 | 5984.00 | 2.07 | 8100.00 | 0.00 | 8100.00 | 2.44 | 2359.00 | 0.00 | 2359.00 | 0.64 |
| 10 | JAMMU & KASHMIR | ... | ... | ... | ... | ... | ... | ... | ... | ... | ... | ... | ... |
| 11 | JHARKHAND | 274626.00 | 190.00 | 274816.00 | 32.24 | 127200.00 | 350.00 | 127550.00 | 11.15 | 180260.00 | 410.00 | 180670.00 | 11.27 |
| 12 | KARNATAKA | 297802.00 | 90955.00 | 388757.00 | 8.04 | 979400.00 | 94640.00 | 1074040.00 | 16.10 | 1390600.00 | 98426.00 | 1489026.00 | 20.63 |
| 13 | KERALA | 218061.00 | 56667.00 | 274728.00 | 4.87 | 35000.00 | 57305.00 | 92305.00 | 1.47 | 39000.00 | 52285.00 | 91285.00 | 1.10 |
| 14 | MADHYA PRADESH | 42355.00 | 12000.00 | 54355.00 | 2.37 | 30000.00 | 10000.00 | 40000.00 | 1.88 | 31000.00 | 12000.00 | 43000.00 | 1.66 |
| 15 | MAHARASHTRA | 145491.00 | 27070.00 | 172561.00 | 1.26 | 97816.00 | 47959.00 | 145775.00 | 0.94 | 136953.00 | 35091.00 | 172044.00 | 1.03 |
| 16 | MANIPUR | ... | ... | ... | ... | ... | ... | ... | ... | ... | ... | ... | ... |
| 17 | MEGHALAYA | 4608.00 | 0.00 | 4608.00 | 5.28 | 5601.00 | 155.00 | 5756.00 | 4.21 | 6311.00 | 168.00 | 6479.00 | 4.55 |
| 18 | MIZORAM | ... | ... | ... | ... | ... | ... | ... | ... | ... | ... | ... | ... |
| 19 | NAGALAND | ... | ... | ... | ... | ... | ... | ... | ... | ... | ... | ... | ... |
| 20 | ORISSA | 130644.00 | 164672.00 | 295316.00 | 29.43 | 1000.00 | 242866.00 | 243866.00 | 26.21 | 3793.00 | 270212.00 | 274005.00 | 25.47 |
| 21 | PUNJAB | 2025.00 | 665280.00 | 667305.00 | 48.74 | 0.00 | 259545.00 | 259545.00 | 22.16 | 9600.00 | 190001.00 | 199601.00 | 15.86 |
| 22 | RAJASTHAN | 25400.00 | 0.00 | 25400.00 | 2.57 | 37500.00 | 0.00 | 37500.00 | 2.72 | 73804.00 | 0.00 | 73804.00 | 4.97 |
| 23 | SIKKIM | ... | ... | ... | ... | ... | ... | ... | ... | ... | ... | ... | ... |
| 24 | TAMIL NADU | 686685.00 | 192245.00 | 878930.00 | 11.24 | 240458.00 | 302741.00 | 543199.00 | 5.52 | 251736.00 | 390096.00 | 641832.00 | 5.90 |
| 25 | TRIPURA | 3696.00 | 3111.00 | 6807.00 | 8.43 | 4195.00 | 8315.00 | 12510.00 | 7.77 | 4592.00 | 6450.00 | 11042.00 | 6.24 |
| 26 | UTTARAKHAND | 20000.00 | 18242.00 | 38242.00 | 5.16 | 325000.00 | 28385.00 | 353385.00 | 21.23 | 188000.00 | 33590.00 | 221590.00 | 16.70 |
| 27 | UTTAR PRADESH | 7519.00 | 39692.00 | 47211.00 | 3.13 | 5500.00 | 43963.00 | 49463.00 | 2.36 | 51750.00 | 98849.00 | 150599.00 | 6.56 |
| 28 | WEST BENGAL | 1295061.00 | 86825.00 | 1381886.00 | 41.55 | 1845400.00 | 98642.00 | 1944042.00 | 43.65 | 1520699.00 | 115760.00 | 1636459.00 | 38.55 |
| 29 | TELANGANA | 0.00 | 0.00 | 0.00 | 0.00 | 0.00 | 0.00 | 0.00 | 0.00 | 33995.00 | 0.00 | 33995.00 | 1.24 |
| TOTAL STATES | | 4486310.00 | 1429998.00 | 5916308.00 | 9.28 | 5443831.00 | 1277091.00 | 6720922.00 | 8.48 | 4821448.00 | 1376938.00 | 6198386.00 | 7.36 |
| 30 | A. & N. ISLANDS | ... | ... | ... | ... | ... | ... | ... | ... | ... | ... | ... | ... |
| 31 | CHANDIGARH | 0.00 | 0.00 | 0.00 | 0.00 | 45300.00 | 1500.00 | 46800.00 | 7.87 | 61400.00 | 1544.00 | 62944.00 | 9.75 |
| 32 | DADRA & NAGAR HAVELI | ... | ... | ... | ... | ... | ... | ... | ... | ... | ... | ... | ... |
| 33 | DAMAN & DIU | 3447.00 | 0.00 | 3447.00 | 6.19 | 4000.00 | 0.00 | 4000.00 | 5.85 | 4100.00 | 0.00 | 4100.00 | 1.92 |
| 34 | DELHI | 1001.00 | 0.00 | 1001.00 | 0.06 | 1150.00 | 0.00 | 1150.00 | 0.06 | 3100.00 | 0.00 | 3100.00 | 0.11 |
| 35 | LAKSHADWEEP | ... | ... | ... | ... | ... | ... | ... | ... | ... | ... | ... | ... |
| 36 | PUDUCHERRY | 0.00 | 0.00 | 0.00 | 0.00 | 47001.00 | 0.00 | 47001.00 | 7.54 | 47000.00 | 0.00 | 47000.00 | 6.58 |
| TOTAL U.T. | | 4448.00 | 0.00 | 4448.00 | 0.14 | 97451.00 | 1500.00 | 98951.00 | 2.81 | 115600.00 | 1544.00 | 117144.00 | 2.49 |
| TOTAL (STATE & UTs) | | 4490758.00 | 1429998.00 | 5920756.00 | 8.86 | 5541282.00 | 1278591.00 | 6819873.00 | 8.24 | 4937048.00 | 1378482.00 | 6315530.00 | 7.10 |

.. NICNET ..

STATEMENT NO. (17) : PLAN & NON-PLAN BUDGETED EXPENDITURE ON GENERAL EDUCATION PROGRAMME

ACCOUNT: REVENUE ACCOUNT
PROGRAM: TOTAL EXPENDITURE

(RUPEES IN THOUSANDS)

| SL. NO. | STATE/UNION TERRITORY | 2012-13 (ACTUALS) | | | | 2013-14 (R.E.) | | | | 2014-15 (B.E.) | | | |
|---------------------|-----------------------|-------------------|-------------|-------------|----------------------------------|----------------|-------------|-------------|----------------------------------|----------------|-------------|-------------|----------------------------------|
| | | PLAN | NON-PLAN | TOTAL | % AGE TO TOTAL EXP. ON EDUCATION | PLAN | NON-PLAN | TOTAL | % AGE TO TOTAL EXP. ON EDUCATION | PLAN | NON-PLAN | TOTAL | % AGE TO TOTAL EXP. ON EDUCATION |
| 1 | ANDHRA PRADESH | 1070600.00 | 734873.00 | 1805473.00 | 1.16 | 878049.00 | 1145681.00 | 2023730.00 | 1.04 | 365359.00 | 886807.00 | 1252166.00 | 0.90 |
| 2 | ARUNACHAL PRADESH | 12555.00 | 44018.00 | 56573.00 | 3.22 | 16600.00 | 48443.00 | 65043.00 | 0.99 | 16600.00 | 33289.00 | 49889.00 | 0.39 |
| 3 | ASSAM | 16885.00 | 171469.00 | 188354.00 | 0.27 | 88244.00 | 241145.00 | 329389.00 | 0.33 | 6300.00 | 272469.00 | 278769.00 | 0.21 |
| 4 | BIHAR | 114294.00 | 509624.00 | 623918.00 | 0.48 | 930003.00 | 510091.00 | 1440094.00 | 0.85 | 960000.00 | 539893.00 | 1499893.00 | 0.63 |
| 5 | CHHATTISGARH | 251024.00 | 79452.00 | 330476.00 | 0.74 | 449300.00 | 124260.00 | 573560.00 | 0.76 | 30100.00 | 79045.00 | 109145.00 | 0.14 |
| 6 | GOA | 9094.00 | 69968.00 | 79062.00 | 0.89 | 7960.00 | 83752.00 | 91712.00 | 0.92 | 13500.00 | 87252.00 | 100752.00 | 0.90 |
| 7 | GUJARAT | 828286.00 | 895992.00 | 1724278.00 | 1.36 | 2091144.00 | 895881.00 | 2987025.00 | 2.09 | 2414671.00 | 743546.00 | 3158217.00 | 1.96 |
| 8 | HARYANA | ... | ... | ... | ... | ... | ... | ... | ... | ... | ... | ... | ... |
| 9 | HIMACHAL PRADESH | 20000.00 | 70658.00 | 90658.00 | 0.28 | 92947.00 | 119813.00 | 212760.00 | 0.55 | 29500.00 | 107858.00 | 137358.00 | 0.33 |
| 10 | JAMMU & KASHMIR | 0.00 | 67423.00 | 67423.00 | 0.25 | 0.00 | 85222.00 | 85222.00 | 0.26 | 0.00 | 92115.00 | 92115.00 | 0.23 |
| 11 | JHARKHAND | ... | ... | ... | ... | ... | ... | ... | ... | ... | ... | ... | ... |
| 12 | KARNATAKA | 107377.00 | 709884.00 | 817261.00 | 0.58 | 2449502.00 | 2924960.00 | 5374462.00 | 3.09 | 1742318.00 | 1486819.00 | 3229137.00 | 1.59 |
| 13 | KERALA | 760466.00 | 448732.00 | 1209198.00 | 1.20 | 856562.00 | 201826.00 | 1058388.00 | 0.95 | 939800.00 | 248464.00 | 1188264.00 | 0.89 |
| 14 | MADHYA PRADESH | 987473.00 | 255544.00 | 1243017.00 | 1.45 | 853500.00 | 275061.00 | 1128561.00 | 1.11 | 1080100.00 | 307935.00 | 1388035.00 | 1.03 |
| 15 | MAHARASHTRA | 261319.00 | 546588.00 | 807907.00 | 0.26 | 555868.00 | 1086499.00 | 1642367.00 | 0.46 | 470722.00 | 1059771.00 | 1530493.00 | 0.40 |
| 16 | MANIPUR | 10870.00 | 99493.00 | 110363.00 | 1.56 | 27820.00 | 105644.00 | 133464.00 | 1.78 | 11530.00 | 110844.00 | 122374.00 | 1.58 |
| 17 | MEGHALAYA | 25061.00 | 175021.00 | 200082.00 | 2.59 | 123000.00 | 216315.00 | 339315.00 | 4.04 | 112000.00 | 238150.00 | 350150.00 | 3.33 |
| 18 | MIZORAM | 22123.00 | 95739.00 | 117862.00 | 1.77 | 23886.00 | 132598.00 | 156484.00 | 1.99 | 100450.00 | 122270.00 | 222720.00 | 2.52 |
| 19 | NAGALAND | ... | ... | ... | ... | ... | ... | ... | ... | ... | ... | ... | ... |
| 20 | ORISSA | 1181.00 | 35899.00 | 37080.00 | 0.05 | 162277.00 | 45730.00 | 208007.00 | 0.24 | 508310.00 | 46233.00 | 554543.00 | 0.54 |
| 21 | PUNJAB | 0.00 | 262661.00 | 262661.00 | 0.41 | 0.00 | 287025.00 | 287025.00 | 0.38 | 0.00 | 290617.00 | 290617.00 | 0.38 |
| 22 | RAJASTHAN | 67695.00 | 163894.00 | 231589.00 | 0.18 | 112435.00 | 208697.00 | 321132.00 | 0.20 | 147033.00 | 322223.00 | 379256.00 | 0.20 |
| 23 | SIKKIM | 725251.00 | 1619614.00 | 2344865.00 | 42.74 | 980231.00 | 2041765.00 | 3021996.00 | 51.01 | 1083165.00 | 2230845.00 | 3314010.00 | 47.26 |
| 24 | TAMIL NADU | 13865288.00 | 3358356.00 | 17223644.00 | 9.89 | 10001200.00 | 6225559.00 | 16226759.00 | 8.25 | 11001500.00 | 3230000.00 | 14231500.00 | 6.53 |
| 25 | TRIPURA | 759.00 | 62215.00 | 62974.00 | 0.65 | 5680.00 | 83074.00 | 88754.00 | 0.75 | 5445.00 | 91939.00 | 97384.00 | 0.75 |
| 26 | UTTARAKHAND | 187983.00 | 103420.00 | 291403.00 | 0.81 | 256953.00 | 123883.00 | 380836.00 | 0.87 | 288084.00 | 154768.00 | 442852.00 | 0.90 |
| 27 | UTTAR PRADESH | 474352.00 | 272353.00 | 746705.00 | 0.29 | 636470.00 | 279776.00 | 916246.00 | 0.31 | 770223.00 | 384514.00 | 1154737.00 | 0.36 |
| 28 | WEST BENGAL | 584350.00 | 1659503.00 | 2243853.00 | 1.38 | 930355.00 | 1657102.00 | 2587457.00 | 1.55 | 1046810.00 | 1807611.00 | 2854421.00 | 1.36 |
| 29 | TELANGANA | 0.00 | 0.00 | 0.00 | 0.00 | 0.00 | 0.00 | 0.00 | 0.00 | 788.00 | 347062.00 | 347850.00 | 0.00 |
| TOTAL STATES | | 20404286.00 | 12512393.00 | 32916679.00 | 1.44 | 22529986.00 | 19149802.00 | 41679788.00 | 1.50 | 23144308.00 | 15232339.00 | 38376647.00 | 1.24 |
| 30 | A. & N. ISLANDS | 45517.00 | 36221.00 | 81738.00 | 2.39 | 62673.00 | 34865.00 | 97538.00 | 2.57 | 80000.00 | 37752.00 | 117752.00 | 2.78 |
| 31 | CHANDIGARH | 0.00 | 34716.00 | 34716.00 | 0.86 | 0.00 | 39496.00 | 39496.00 | 0.91 | 100.00 | 40836.00 | 40936.00 | 0.85 |
| 32 | DADRA & NAGAR HAVELI | 28700.00 | 6778.00 | 35478.00 | 3.46 | 32482.00 | 6800.00 | 39282.00 | 3.83 | 69430.00 | 7415.00 | 76845.00 | 5.39 |
| 33 | DAMAN & DIU | 17208.00 | 1479.00 | 18687.00 | 2.99 | 22300.00 | 3100.00 | 25400.00 | 3.51 | 73300.00 | 3200.00 | 76500.00 | 7.04 |
| 34 | DELHI | 561830.00 | 477689.00 | 1039519.00 | 3.19 | 905500.00 | 548086.00 | 1453586.00 | 4.02 | 967000.00 | 626649.00 | 1593649.00 | 3.66 |
| 35 | LAKSHADWEEP | 192500.00 | 764084.00 | 956584.00 | 98.64 | 0.00 | 515300.00 | 515300.00 | 57.07 | 264000.00 | 749400.00 | 1013400.00 | 87.73 |
| 36 | PUDUCHERRY | 19377.00 | 58398.00 | 77775.00 | 1.62 | 25970.00 | 68020.00 | 93990.00 | 1.68 | 72177.00 | 76330.00 | 148507.00 | 2.38 |
| TOTAL U.T. | | 865132.00 | 1379365.00 | 2244497.00 | 4.73 | 1048925.00 | 1215667.00 | 2264592.00 | 4.31 | 1526007.00 | 1541582.00 | 3067589.00 | 4.91 |
| TOTAL (STATE & UTs) | | 21269418.00 | 13891758.00 | 35161176.00 | 1.51 | 23578911.00 | 20365469.00 | 43944380.00 | 1.56 | 24670315.00 | 16773921.00 | 41444236.00 | 1.31 |
| CENTRE TOTAL | | 474223.00 | 1205886.00 | 1680109.00 | 0.25 | 1129800.00 | 1488700.00 | 2618500.00 | 0.35 | 1630000.00 | 1747100.00 | 3377100.00 | 0.41 |
| GRAND TOTAL | | 21743641.00 | 15097644.00 | 36841285.00 | 1.23 | 24708711.00 | 21854169.00 | 46562880.00 | 1.30 | 26300315.00 | 18521021.00 | 44821336.00 | 1.12 |

. . NICNET . .

STATEMENT NO. (18) : PLAN & NON-PLAN BUDGETED EXPENDITURE ON GENERAL EDUCATION PROGRAMME (Sub-head wise)

ACCOUNT: REVENUE ACCOUNT
PROGRAM: DIRECTION & ADMINISTRATION

(RUPEES IN THOUSANDS)

| SL. NO. | STATE/UNION TERRITORY | 2012-13 (ACTUALS) | | | | 2013-14 (R.E.) | | | | 2014-15 (B.E.) | | | |
|---------------------|-----------------------|-------------------|------------|------------|--------------------------------|----------------|------------|------------|--------------------------------|----------------|------------|------------|--------------------------------|
| | | PLAN | NON-PLAN | TOTAL | % AGE TO TOTAL EXP. ON GENERAL | PLAN | NON-PLAN | TOTAL | % AGE TO TOTAL EXP. ON GENERAL | PLAN | NON-PLAN | TOTAL | % AGE TO TOTAL EXP. ON GENERAL |
| 1 | ANDHRA PRADESH | 1056.00 | 681981.00 | 683037.00 | 37.83 | 2113.00 | 1039744.00 | 1041857.00 | 51.48 | 1917.00 | 798916.00 | 800833.00 | 63.96 |
| 2 | ARUNACHAL PRADESH | 12555.00 | 44018.00 | 56573.00 | 100.00 | 16600.00 | 48443.00 | 65043.00 | 100.00 | 16600.00 | 33289.00 | 49889.00 | 100.00 |
| 3 | ASSAM | 440.00 | 47812.00 | 48252.00 | 25.62 | 2020.00 | 59267.00 | 61287.00 | 18.61 | 1500.00 | 67543.00 | 69043.00 | 24.77 |
| 4 | BIHAR | 49841.00 | 38443.00 | 88284.00 | 14.15 | 350002.00 | 66187.00 | 416189.00 | 28.90 | 410000.00 | 66354.00 | 476354.00 | 31.76 |
| 5 | CHHATTISGARH | 25449.00 | 77379.00 | 102828.00 | 31.12 | 26100.00 | 121860.00 | 147960.00 | 25.80 | 30100.00 | 77145.00 | 107245.00 | 98.26 |
| 6 | GOA | 9094.00 | 69968.00 | 79062.00 | 100.00 | 7960.00 | 83652.00 | 91612.00 | 99.89 | 13500.00 | 87152.00 | 100652.00 | 99.90 |
| 7 | GUJARAT | 401639.00 | 349885.00 | 751524.00 | 43.58 | 561692.00 | 358275.00 | 919967.00 | 30.80 | 522096.00 | 435610.00 | 957706.00 | 30.32 |
| 8 | HARYANA | ... | ... | ... | ... | ... | ... | ... | ... | ... | ... | ... | ... |
| 9 | HIMACHAL PRADESH | ... | ... | ... | ... | ... | ... | ... | ... | ... | ... | ... | ... |
| 10 | JAMMU & KASHMIR | ... | ... | ... | ... | ... | ... | ... | ... | ... | ... | ... | ... |
| 11 | JHARKHAND | ... | ... | ... | ... | ... | ... | ... | ... | ... | ... | ... | ... |
| 12 | KARNATAKA | 0.00 | 4330.00 | 4330.00 | 0.53 | 0.00 | 5490.00 | 5490.00 | 0.10 | 0.00 | 5849.00 | 5849.00 | 0.18 |
| 13 | KERALA | ... | ... | ... | ... | ... | ... | ... | ... | ... | ... | ... | ... |
| 14 | MADHYA PRADESH | 940998.00 | 133827.00 | 1074825.00 | 86.47 | 800999.00 | 180219.00 | 981218.00 | 86.94 | 1022000.00 | 210287.00 | 1232287.00 | 88.78 |
| 15 | MAHARASHTRA | 28279.00 | 196054.00 | 224333.00 | 27.77 | 10826.00 | 610923.00 | 621749.00 | 37.86 | 8022.00 | 669203.00 | 677225.00 | 44.25 |
| 16 | MANIPUR | 7970.00 | 42901.00 | 50871.00 | 46.09 | 7000.00 | 61325.00 | 68325.00 | 51.19 | 2800.00 | 64371.00 | 67171.00 | 54.89 |
| 17 | MEGHALAYA | 0.00 | 127.00 | 127.00 | 0.06 | 0.00 | 336.00 | 336.00 | 0.10 | 0.00 | 84.00 | 84.00 | 0.02 |
| 18 | MIZORAM | 6133.00 | 41283.00 | 47416.00 | 40.23 | 7511.00 | 57798.00 | 65309.00 | 41.74 | 85250.00 | 43670.00 | 128920.00 | 57.88 |
| 19 | NAGALAND | ... | ... | ... | ... | ... | ... | ... | ... | ... | ... | ... | ... |
| 20 | ORISSA | 0.00 | 24299.00 | 24299.00 | 65.53 | 4824.00 | 29827.00 | 34651.00 | 16.66 | 5000.00 | 31780.00 | 36780.00 | 6.63 |
| 21 | PUNJAB | 0.00 | 260693.00 | 260693.00 | 99.25 | 0.00 | 285332.00 | 285332.00 | 99.41 | 0.00 | 288952.00 | 288952.00 | 99.43 |
| 22 | RAJASTHAN | ... | ... | ... | ... | ... | ... | ... | ... | ... | ... | ... | ... |
| 23 | SIKKIM | 66463.00 | 59736.00 | 126199.00 | 5.38 | 274231.00 | 61036.00 | 335267.00 | 11.09 | 304723.00 | 73054.00 | 377777.00 | 11.40 |
| 24 | TAMIL NADU | ... | ... | ... | ... | ... | ... | ... | ... | ... | ... | ... | ... |
| 25 | TRIPURA | 759.00 | 62215.00 | 62974.00 | 100.00 | 5680.00 | 83074.00 | 88754.00 | 100.00 | 5445.00 | 91939.00 | 97384.00 | 100.00 |
| 26 | UTTARAKHAND | 3670.00 | 214.00 | 3884.00 | 1.33 | 4770.00 | 0.00 | 4770.00 | 1.25 | 6072.00 | 0.00 | 6072.00 | 1.37 |
| 27 | UTTAR PRADESH | 0.00 | 21943.00 | 21943.00 | 2.94 | 0.00 | 25711.00 | 25711.00 | 2.81 | 0.00 | 30239.00 | 30239.00 | 2.62 |
| 28 | WEST BENGAL | 8297.00 | 1118168.00 | 1126465.00 | 50.20 | 67000.00 | 1083022.00 | 1150022.00 | 44.45 | 121000.00 | 1162834.00 | 1283834.00 | 44.98 |
| 29 | TELANGANA | 0.00 | 0.00 | 0.00 | 0.00 | 0.00 | 0.00 | 0.00 | 0.00 | 458.00 | 313412.00 | 313870.00 | 90.23 |
| TOTAL STATES | | 1562643.00 | 3275276.00 | 4837919.00 | 14.70 | 2149328.00 | 4261521.00 | 6410849.00 | 15.38 | 2556483.00 | 4551683.00 | 7108166.00 | 18.52 |
| 30 | A. & N. ISLANDS | 31782.00 | 35922.00 | 67704.00 | 82.83 | 48763.00 | 33408.00 | 82171.00 | 84.25 | 57099.00 | 36204.00 | 93303.00 | 79.24 |
| 31 | CHANDIGARH | 0.00 | 33869.00 | 33869.00 | 97.56 | 0.00 | 39196.00 | 39196.00 | 99.24 | 100.00 | 40519.00 | 40619.00 | 99.23 |
| 32 | DADRA & NAGAR HAVELI | 2667.00 | 6778.00 | 9445.00 | 26.62 | 2482.00 | 6800.00 | 9282.00 | 23.63 | 2430.00 | 7415.00 | 9845.00 | 12.81 |
| 33 | DAMAN & DIU | ... | ... | ... | ... | ... | ... | ... | ... | ... | ... | ... | ... |
| 34 | DELHI | 0.00 | 141100.00 | 141100.00 | 13.57 | 0.00 | 173625.00 | 173625.00 | 11.94 | 0.00 | 200098.00 | 200098.00 | 12.56 |
| 35 | LAKSHADWEEP | 0.00 | 0.00 | 0.00 | 0.00 | 0.00 | 9500.00 | 9500.00 | 1.84 | 0.00 | 9400.00 | 9400.00 | 0.93 |
| 36 | PUDUCHERRY | 7201.00 | 54745.00 | 61946.00 | 79.65 | 11541.00 | 63600.00 | 75141.00 | 79.95 | 9971.00 | 70760.00 | 80731.00 | 54.36 |
| TOTAL U.T. | | 41650.00 | 272414.00 | 314064.00 | 13.99 | 62786.00 | 326129.00 | 388915.00 | 17.17 | 69600.00 | 364396.00 | 433996.00 | 14.15 |
| TOTAL (STATE & UTs) | | 1604293.00 | 3547690.00 | 5151983.00 | 14.65 | 2212114.00 | 4587650.00 | 6799764.00 | 15.47 | 2626083.00 | 4916079.00 | 7542162.00 | 18.20 |

..NICNET..

STATEMENT NO. (18): PLAN & NON-PLAN BUDGETED EXPENDITURE ON GENERAL EDUCATION PROGRAMME (Sub-head wise)

ACCOUNT: REVENUE ACCOUNT
PROGRAM: SCHOLARSHIPS

(RUPEES IN THOUSANDS)

| SL. NO. | STATE/UNION TERRITORY | 2012-13 (ACTUALS) | | | | 2013-14 (R.E.) | | | | 2014-15 (B.E.) | | | |
|---------------------|-----------------------|-------------------|-----------|------------|--------------------------------|----------------|-----------|------------|--------------------------------|----------------|-----------|------------|--------------------------------|
| | | PLAN | NON-PLAN | TOTAL | % AGE TO TOTAL EXP. ON GENERAL | PLAN | NON-PLAN | TOTAL | % AGE TO TOTAL EXP. ON GENERAL | PLAN | NON-PLAN | TOTAL | % AGE TO TOTAL EXP. ON GENERAL |
| 1 | ANDHRA PRADESH | ... | ... | ... | ... | ... | ... | ... | ... | ... | ... | ... | ... |
| 2 | ARUNACHAL PRADESH | ... | ... | ... | ... | ... | ... | ... | ... | ... | ... | ... | ... |
| 3 | ASSAM | ... | ... | ... | ... | ... | ... | ... | ... | ... | ... | ... | ... |
| 4 | BIHAR | ... | ... | ... | ... | ... | ... | ... | ... | ... | ... | ... | ... |
| 5 | CHHATTISGARH | ... | ... | ... | ... | ... | ... | ... | ... | ... | ... | ... | ... |
| 6 | GOA | ... | ... | ... | ... | ... | ... | ... | ... | ... | ... | ... | ... |
| 7 | GUJARAT | 6119.00 | 0.00 | 6119.00 | 0.35 | 1013500.00 | 0.00 | 1013500.00 | 33.93 | 1014000.00 | 0.00 | 1014000.00 | 32.11 |
| 8 | HARYANA | ... | ... | ... | ... | ... | ... | ... | ... | ... | ... | ... | ... |
| 9 | HIMACHAL PRADESH | 20000.00 | 0.00 | 20000.00 | 22.06 | 92947.00 | 35001.00 | 127948.00 | 60.14 | 29500.00 | 20001.00 | 49501.00 | 36.04 |
| 10 | JAMMU & KASHMIR | ... | ... | ... | ... | ... | ... | ... | ... | ... | ... | ... | ... |
| 11 | JHARKHAND | ... | ... | ... | ... | ... | ... | ... | ... | ... | ... | ... | ... |
| 12 | KARNATAKA | 0.00 | 10.00 | 10.00 | 0.00 | 0.00 | 243.00 | 243.00 | 0.00 | 0.00 | 243.00 | 243.00 | 0.01 |
| 13 | KERALA | ... | ... | ... | ... | ... | ... | ... | ... | ... | ... | ... | ... |
| 14 | MADHYA PRADESH | 0.00 | 97412.00 | 97412.00 | 7.84 | 0.00 | 69200.00 | 69200.00 | 6.13 | 0.00 | 69200.00 | 69200.00 | 4.99 |
| 15 | MAHARASHTRA | 7000.00 | 6661.00 | 13661.00 | 1.69 | 7500.00 | 9270.00 | 16770.00 | 1.02 | 4970.00 | 8925.00 | 13895.00 | 0.91 |
| 16 | MANIPUR | 0.00 | 110.00 | 110.00 | 0.10 | 0.00 | 150.00 | 150.00 | 0.11 | 0.00 | 150.00 | 150.00 | 0.12 |
| 17 | MEGHALAYA | 0.00 | 0.00 | 0.00 | 0.00 | 225.00 | 0.00 | 225.00 | 0.07 | 200.00 | 0.00 | 200.00 | 0.06 |
| 18 | MIZORAM | ... | ... | ... | ... | ... | ... | ... | ... | ... | ... | ... | ... |
| 19 | NAGALAND | ... | ... | ... | ... | ... | ... | ... | ... | ... | ... | ... | ... |
| 20 | ORISSA | ... | ... | ... | ... | ... | ... | ... | ... | ... | ... | ... | ... |
| 21 | PUNJAB | 0.00 | 283.00 | 283.00 | 0.11 | 0.00 | 193.00 | 193.00 | 0.07 | 0.00 | 165.00 | 165.00 | 0.06 |
| 22 | RAJASTHAN | ... | ... | ... | ... | ... | ... | ... | ... | ... | ... | ... | ... |
| 23 | SIKKIM | 70086.00 | 0.00 | 70086.00 | 2.99 | 85000.00 | 0.00 | 85000.00 | 2.81 | 88942.00 | 0.00 | 88942.00 | 2.68 |
| 24 | TAMIL NADU | 908.00 | 0.00 | 908.00 | 0.01 | 1200.00 | 0.00 | 1200.00 | 0.01 | 1500.00 | 0.00 | 1500.00 | 0.01 |
| 25 | TRIPURA | ... | ... | ... | ... | ... | ... | ... | ... | ... | ... | ... | ... |
| 26 | UTTARAKHAND | ... | ... | ... | ... | ... | ... | ... | ... | ... | ... | ... | ... |
| 27 | UTTAR PRADESH | ... | ... | ... | ... | ... | ... | ... | ... | ... | ... | ... | ... |
| 28 | WEST BENGAL | 419216.00 | 327224.00 | 746440.00 | 33.27 | 565000.00 | 360280.00 | 925280.00 | 35.76 | 602500.00 | 396309.00 | 998809.00 | 34.99 |
| 29 | TELANGANA | ... | ... | ... | ... | ... | ... | ... | ... | ... | ... | ... | ... |
| TOTAL STATES | | 523329.00 | 431700.00 | 955029.00 | 2.90 | 1765372.00 | 474337.00 | 2239709.00 | 5.37 | 1741612.00 | 494993.00 | 2236605.00 | 5.83 |
| 30 | A. & N. ISLANDS | 0.00 | 299.00 | 299.00 | 0.37 | 0.00 | 300.00 | 300.00 | 0.31 | 0.00 | 300.00 | 300.00 | 0.25 |
| 31 | CHANDIGARH | 0.00 | 847.00 | 847.00 | 2.44 | 0.00 | 300.00 | 300.00 | 0.76 | 0.00 | 317.00 | 317.00 | 0.77 |
| 32 | DADRA & NAGAR HAVELI | 26033.00 | 0.00 | 26033.00 | 73.38 | 30000.00 | 0.00 | 30000.00 | 76.37 | 67000.00 | 0.00 | 67000.00 | 87.19 |
| 33 | DAMAN & DIU | 804.00 | 0.00 | 804.00 | 4.30 | 1000.00 | 500.00 | 1500.00 | 5.91 | 1200.00 | 500.00 | 1700.00 | 2.22 |
| 34 | DELHI | 20287.00 | 0.00 | 20287.00 | 1.95 | 30000.00 | 0.00 | 30000.00 | 2.06 | 30000.00 | 0.00 | 30000.00 | 1.88 |
| 35 | LAKSHADWEEP | ... | ... | ... | ... | ... | ... | ... | ... | ... | ... | ... | ... |
| 36 | PUDUCHERRY | 0.00 | 80.00 | 80.00 | 0.10 | 0.00 | 100.00 | 100.00 | 0.11 | 0.00 | 530.00 | 530.00 | 0.36 |
| TOTAL U.T. | | 47124.00 | 1226.00 | 48350.00 | 2.15 | 61000.00 | 1200.00 | 62200.00 | 2.75 | 98200.00 | 1647.00 | 99847.00 | 3.25 |
| TOTAL (STATE & UTs) | | 570453.00 | 432926.00 | 1003379.00 | 2.85 | 1826372.00 | 475537.00 | 2301909.00 | 5.24 | 1839812.00 | 496640.00 | 2336452.00 | 5.64 |

.. NICNET ..

STATEMENT NO. (18) : PLAN & NON-PLAN BUDGETED EXPENDITURE ON GENERAL EDUCATION PROGRAMME (Sub-head wise)

ACCOUNT: REVENUE ACCOUNT
PROGRAM: RESEARCH

(RUPEES IN THOUSANDS)

| SL. NO. | STATE/UNION TERRITORY | 2012-13 (ACTUALS) | | | | 2013-14 (R.E.) | | | | 2014-15 (B.E.) | | | |
|---------------------|-----------------------|-------------------|-----------|-----------|--------------------------------|----------------|-----------|-----------|--------------------------------|----------------|-----------|-----------|--------------------------------|
| | | PLAN | NON-PLAN | TOTAL | % AGE TO TOTAL EXP. ON GENERAL | PLAN | NON-PLAN | TOTAL | % AGE TO TOTAL EXP. ON GENERAL | PLAN | NON-PLAN | TOTAL | % AGE TO TOTAL EXP. ON GENERAL |
| 1 | ANDHRA PRADESH | ... | ... | ... | ... | ... | ... | ... | ... | ... | ... | ... | ... |
| 2 | ARUNACHAL PRADESH | ... | ... | ... | ... | ... | ... | ... | ... | ... | ... | ... | ... |
| 3 | ASSAM | 14218.00 | 0.00 | 14218.00 | 7.55 | 71718.00 | 0.00 | 71718.00 | 21.77 | 150.00 | 0.00 | 150.00 | 0.05 |
| 4 | BIHAR | 64453.00 | 215727.00 | 280180.00 | 44.91 | 80001.00 | 187947.00 | 267948.00 | 18.61 | 50000.00 | 202579.00 | 252579.00 | 16.84 |
| 5 | CHHATTISGARH | ... | ... | ... | ... | ... | ... | ... | ... | ... | ... | ... | ... |
| 6 | GOA | ... | ... | ... | ... | ... | ... | ... | ... | ... | ... | ... | ... |
| 7 | GUJARAT | ... | ... | ... | ... | ... | ... | ... | ... | ... | ... | ... | ... |
| 8 | HARYANA | ... | ... | ... | ... | ... | ... | ... | ... | ... | ... | ... | ... |
| 9 | HIMACHAL PRADESH | ... | ... | ... | ... | ... | ... | ... | ... | ... | ... | ... | ... |
| 10 | JAMMU & KASHMIR | 0.00 | 23040.00 | 23040.00 | 34.17 | 0.00 | 29740.00 | 29740.00 | 34.90 | 0.00 | 32360.00 | 32360.00 | 35.13 |
| 11 | JHARKHAND | ... | ... | ... | ... | ... | ... | ... | ... | ... | ... | ... | ... |
| 12 | KARNATAKA | 19479.00 | 4452.00 | 23931.00 | 2.93 | 35000.00 | 10772.00 | 45772.00 | 0.85 | 19118.00 | 10929.00 | 30047.00 | 0.93 |
| 13 | KERALA | 80000.00 | 0.00 | 80000.00 | 6.62 | 115000.00 | 1.00 | 115001.00 | 10.87 | 130000.00 | 1.00 | 130001.00 | 10.94 |
| 14 | MADHYA PRADESH | ... | ... | ... | ... | ... | ... | ... | ... | ... | ... | ... | ... |
| 15 | MAHARASHTRA | 0.00 | 3800.00 | 3800.00 | 0.47 | 0.00 | 4500.00 | 4500.00 | 0.27 | 0.00 | 5000.00 | 5000.00 | 0.33 |
| 16 | MANIPUR | ... | ... | ... | ... | ... | ... | ... | ... | ... | ... | ... | ... |
| 17 | MEGHALAYA | ... | ... | ... | ... | ... | ... | ... | ... | ... | ... | ... | ... |
| 18 | MIZORAM | 2818.00 | 7554.00 | 10372.00 | 8.80 | 3025.00 | 9700.00 | 12725.00 | 8.13 | 2200.00 | 9700.00 | 11900.00 | 5.34 |
| 19 | NAGALAND | ... | ... | ... | ... | ... | ... | ... | ... | ... | ... | ... | ... |
| 20 | ORISSA | ... | ... | ... | ... | ... | ... | ... | ... | ... | ... | ... | ... |
| 21 | PUNJAB | ... | ... | ... | ... | ... | ... | ... | ... | ... | ... | ... | ... |
| 22 | RAJASTHAN | 2670.00 | 56951.00 | 59621.00 | 25.74 | 4279.00 | 68080.00 | 72359.00 | 22.53 | 4379.00 | 75531.00 | 79910.00 | 21.07 |
| 23 | SIKKIM | ... | ... | ... | ... | ... | ... | ... | ... | ... | ... | ... | ... |
| 24 | TAMIL NADU | ... | ... | ... | ... | ... | ... | ... | ... | ... | ... | ... | ... |
| 25 | TRIPURA | ... | ... | ... | ... | ... | ... | ... | ... | ... | ... | ... | ... |
| 26 | UTTARAKHAND | ... | ... | ... | ... | ... | ... | ... | ... | ... | ... | ... | ... |
| 27 | UTTAR PRADESH | 0.00 | 26154.00 | 26154.00 | 3.50 | 0.00 | 27696.00 | 27696.00 | 3.02 | 0.00 | 33174.00 | 33174.00 | 2.87 |
| 28 | WEST BENGAL | 0.00 | 0.00 | 0.00 | 0.00 | 0.00 | 426.00 | 426.00 | 0.02 | 0.00 | 469.00 | 469.00 | 0.02 |
| 29 | TELANGANA | ... | ... | ... | ... | ... | ... | ... | ... | ... | ... | ... | ... |
| TOTAL STATES | | 183638.00 | 337678.00 | 521316.00 | 1.58 | 309023.00 | 338862.00 | 647885.00 | 1.55 | 205847.00 | 369743.00 | 575590.00 | 1.50 |
| 30 | A. & N. ISLANDS | ... | ... | ... | ... | ... | ... | ... | ... | ... | ... | ... | ... |
| 31 | CHANDIGARH | ... | ... | ... | ... | ... | ... | ... | ... | ... | ... | ... | ... |
| 32 | DADRA & NAGAR HAVELI | ... | ... | ... | ... | ... | ... | ... | ... | ... | ... | ... | ... |
| 33 | DAMAN & DIU | ... | ... | ... | ... | ... | ... | ... | ... | ... | ... | ... | ... |
| 34 | DELHI | ... | ... | ... | ... | ... | ... | ... | ... | ... | ... | ... | ... |
| 35 | LAKSHADWEEP | ... | ... | ... | ... | ... | ... | ... | ... | ... | ... | ... | ... |
| 36 | PUDUCHERRY | 0.00 | 80.00 | 80.00 | 0.10 | 0.00 | 0.00 | 0.00 | 0.00 | 0.00 | 50.00 | 50.00 | 0.03 |
| TOTAL U.T. | | 0.00 | 80.00 | 80.00 | 0.00 | 0.00 | 0.00 | 0.00 | 0.00 | 0.00 | 50.00 | 50.00 | 0.00 |
| TOTAL (STATE & UTs) | | 183638.00 | 337758.00 | 521396.00 | 1.48 | 309023.00 | 338862.00 | 647885.00 | 1.47 | 205847.00 | 369793.00 | 575640.00 | 1.39 |

.. NICNET ..

STATEMENT NO. (18): PLAN & NON-PLAN BUDGETED EXPENDITURE ON GENERAL EDUCATION PROGRAMME (Sub-head wise)

ACCOUNT: REVENUE ACCOUNT
PROGRAM: TRAINING

(RUPEES IN THOUSANDS)

| SL. NO. | STATE/UNION TERRITORY | 2012-13 (ACTUALS) | | | | 2013-14 (R.E.) | | | | 2014-15 (B.E.) | | | |
|---------------------|-----------------------|-------------------|------------|------------|--------------------------------|----------------|------------|------------|--------------------------------|----------------|------------|------------|--------------------------------|
| | | PLAN | NON-PLAN | TOTAL | % AGE TO TOTAL EXP. ON GENERAL | PLAN | NON-PLAN | TOTAL | % AGE TO TOTAL EXP. ON GENERAL | PLAN | NON-PLAN | TOTAL | % AGE TO TOTAL EXP. ON GENERAL |
| 1 | ANDHRA PRADESH | 1556.00 | 40259.00 | 41815.00 | 2.32 | 24522.00 | 36650.00 | 61172.00 | 3.02 | 15216.00 | 32796.00 | 48012.00 | 3.83 |
| 2 | ARUNACHAL PRADESH | ... | ... | ... | ... | ... | ... | ... | ... | ... | ... | ... | ... |
| 3 | ASSAM | 2227.00 | 120254.00 | 122481.00 | 65.03 | 9506.00 | 175094.00 | 184600.00 | 56.04 | 4650.00 | 197347.00 | 201997.00 | 72.46 |
| 4 | BIHAR | 0.00 | 0.00 | 0.00 | 0.00 | 500000.00 | 0.00 | 500000.00 | 34.72 | 500000.00 | 0.00 | 500000.00 | 33.34 |
| 5 | CHHATTISGARH | ... | ... | ... | ... | ... | ... | ... | ... | ... | ... | ... | ... |
| 6 | GOA | ... | ... | ... | ... | ... | ... | ... | ... | ... | ... | ... | ... |
| 7 | GUJARAT | 0.00 | 265424.00 | 265424.00 | 15.39 | 0.00 | 260000.00 | 260000.00 | 8.70 | 336300.00 | 0.00 | 336300.00 | 10.65 |
| 8 | HARYANA | ... | ... | ... | ... | ... | ... | ... | ... | ... | ... | ... | ... |
| 9 | HIMACHAL PRADESH | ... | ... | ... | ... | ... | ... | ... | ... | ... | ... | ... | ... |
| 10 | JAMMU & KASHMIR | 0.00 | 44383.00 | 44383.00 | 65.83 | 0.00 | 55482.00 | 55482.00 | 65.10 | 0.00 | 59755.00 | 59755.00 | 64.87 |
| 11 | JHARKHAND | ... | ... | ... | ... | ... | ... | ... | ... | ... | ... | ... | ... |
| 12 | KARNATAKA | 0.00 | 694228.00 | 694228.00 | 84.95 | 0.00 | 2896325.00 | 2896325.00 | 53.89 | 0.00 | 1457383.00 | 1457383.00 | 45.13 |
| 13 | KERALA | 20001.00 | 158249.00 | 178250.00 | 14.74 | 20062.00 | 191015.00 | 211077.00 | 19.94 | 42500.00 | 237383.00 | 279883.00 | 23.55 |
| 14 | MADHYA PRADESH | ... | ... | ... | ... | ... | ... | ... | ... | ... | ... | ... | ... |
| 15 | MAHARASHTRA | 56184.00 | 138825.00 | 195009.00 | 24.14 | 146581.00 | 154757.00 | 301338.00 | 18.35 | 151165.00 | 167202.00 | 318367.00 | 20.80 |
| 16 | MANIPUR | 2159.00 | 48424.00 | 50583.00 | 45.83 | 19420.00 | 34886.00 | 54306.00 | 40.69 | 7375.00 | 36612.00 | 43987.00 | 35.94 |
| 17 | MEGHALAYA | 25061.00 | 119994.00 | 145055.00 | 72.50 | 114905.00 | 139169.00 | 254074.00 | 74.88 | 107090.00 | 156651.00 | 263741.00 | 75.32 |
| 18 | MIZORAM | ... | ... | ... | ... | ... | ... | ... | ... | ... | ... | ... | ... |
| 19 | NAGALAND | ... | ... | ... | ... | ... | ... | ... | ... | ... | ... | ... | ... |
| 20 | ORISSA | 0.00 | 7681.00 | 7681.00 | 20.71 | 67501.00 | 10291.00 | 77792.00 | 37.40 | 139314.00 | 9671.00 | 148985.00 | 26.87 |
| 21 | PUNJAB | ... | ... | ... | ... | ... | ... | ... | ... | ... | ... | ... | ... |
| 22 | RAJASTHAN | 65025.00 | 97952.00 | 162977.00 | 70.37 | 75774.00 | 131046.00 | 206820.00 | 64.40 | 95521.00 | 145985.00 | 241506.00 | 63.68 |
| 23 | SIKKIM | ... | ... | ... | ... | ... | ... | ... | ... | ... | ... | ... | ... |
| 24 | TAMIL NADU | ... | ... | ... | ... | ... | ... | ... | ... | ... | ... | ... | ... |
| 25 | TRIPURA | ... | ... | ... | ... | ... | ... | ... | ... | ... | ... | ... | ... |
| 26 | UTTARAKHAND | 182006.00 | 17056.00 | 199062.00 | 68.31 | 247817.00 | 18245.00 | 266062.00 | 69.86 | 273263.00 | 19055.00 | 292318.00 | 66.01 |
| 27 | UTTAR PRADESH | 473870.00 | 186555.00 | 660425.00 | 88.45 | 633039.00 | 188877.00 | 821916.00 | 89.70 | 565722.00 | 256351.00 | 822073.00 | 71.19 |
| 28 | WEST BENGAL | ... | ... | ... | ... | ... | ... | ... | ... | ... | ... | ... | ... |
| 29 | TELANGANA | 0.00 | 0.00 | 0.00 | 0.00 | 0.00 | 0.00 | 0.00 | 0.00 | 0.00 | 12772.00 | 12772.00 | 3.67 |
| TOTAL STATES | | 828089.00 | 1939284.00 | 2767373.00 | 8.41 | 1859127.00 | 4291837.00 | 6150964.00 | 14.76 | 2238116.00 | 2788963.00 | 5027079.00 | 13.10 |
| 30 | A. & N. ISLANDS | ... | ... | ... | ... | ... | ... | ... | ... | ... | ... | ... | ... |
| 31 | CHANDIGARH | ... | ... | ... | ... | ... | ... | ... | ... | ... | ... | ... | ... |
| 32 | DADRA & NAGAR HAVELI | ... | ... | ... | ... | ... | ... | ... | ... | ... | ... | ... | ... |
| 33 | DAMAN & DIU | ... | ... | ... | ... | ... | ... | ... | ... | ... | ... | ... | ... |
| 34 | DELHI | 0.00 | 729.00 | 729.00 | 0.07 | 0.00 | 820.00 | 820.00 | 0.06 | 0.00 | 943.00 | 943.00 | 0.06 |
| 35 | LAKSHADWEEP | ... | ... | ... | ... | ... | ... | ... | ... | ... | ... | ... | ... |
| 36 | PUDUCHERRY | 0.00 | 0.00 | 0.00 | 0.00 | 0.00 | 0.00 | 0.00 | 0.00 | 16325.00 | 0.00 | 16325.00 | 10.99 |
| TOTAL U.T. | | 0.00 | 729.00 | 729.00 | 0.03 | 0.00 | 820.00 | 820.00 | 0.04 | 16325.00 | 943.00 | 17268.00 | 0.56 |
| TOTAL (STATE & UTs) | | 828089.00 | 1940013.00 | 2768102.00 | 7.87 | 1859127.00 | 4292657.00 | 6151784.00 | 14.00 | 2254441.00 | 2789906.00 | 5044347.00 | 12.17 |

..NICNET..

STATEMENT NO. (18) : PLAN & NON-PLAN BUDGETED EXPENDITURE ON GENERAL EDUCATION PROGRAMME (Sub-head wise)

ACCOUNT: REVENUE ACCOUNT
PROGRAM: OTHER EXPENDITURE

(RUPEES IN THOUSANDS)

| SL. NO. | STATE/UNION TERRITORY | 2012-13 (ACTUALS) | | | | 2013-14 (R.E.) | | | | 2014-15 (B.E.) | | | |
|---------------------|-----------------------|-------------------|------------|-------------|--------------------------------|----------------|-------------|-------------|--------------------------------|----------------|------------|-------------|--------------------------------|
| | | PLAN | NON-PLAN | TOTAL | % AGE TO TOTAL EXP. ON GENERAL | PLAN | NON-PLAN | TOTAL | % AGE TO TOTAL EXP. ON GENERAL | PLAN | NON-PLAN | TOTAL | % AGE TO TOTAL EXP. ON GENERAL |
| 1 | ANDHRA PRADESH | 1067988.00 | 12633.00 | 1080621.00 | 59.85 | 851414.00 | 69287.00 | 920701.00 | 45.50 | 348226.00 | 55095.00 | 403321.00 | 32.21 |
| 2 | ARUNACHAL PRADESH | ... | ... | ... | ... | ... | ... | ... | ... | ... | ... | ... | ... |
| 3 | ASSAM | 0.00 | 3403.00 | 3403.00 | 1.81 | 5000.00 | 6784.00 | 11784.00 | 3.58 | 0.00 | 7579.00 | 7579.00 | 2.72 |
| 4 | BIHAR | 0.00 | 255454.00 | 255454.00 | 40.94 | 0.00 | 255957.00 | 255957.00 | 17.77 | 0.00 | 270960.00 | 270960.00 | 18.07 |
| 5 | CHHATTISGARH | 225575.00 | 2073.00 | 227648.00 | 68.88 | 423200.00 | 2400.00 | 425600.00 | 74.20 | 0.00 | 1900.00 | 1900.00 | 1.74 |
| 6 | GOA | 0.00 | 0.00 | 0.00 | 0.00 | 0.00 | 100.00 | 100.00 | 0.11 | 0.00 | 100.00 | 100.00 | 0.10 |
| 7 | GUJARAT | 420528.00 | 280683.00 | 701211.00 | 40.67 | 515952.00 | 277606.00 | 793558.00 | 26.57 | 542275.00 | 307936.00 | 850211.00 | 26.92 |
| 8 | HARYANA | ... | ... | ... | ... | ... | ... | ... | ... | ... | ... | ... | ... |
| 9 | HIMACHAL PRADESH | 0.00 | 70658.00 | 70658.00 | 77.94 | 0.00 | 84812.00 | 84812.00 | 39.86 | 0.00 | 87857.00 | 87857.00 | 63.96 |
| 10 | JAMMU & KASHMIR | ... | ... | ... | ... | ... | ... | ... | ... | ... | ... | ... | ... |
| 11 | JHARKHAND | ... | ... | ... | ... | ... | ... | ... | ... | ... | ... | ... | ... |
| 12 | KARNATAKA | 87898.00 | 6864.00 | 94762.00 | 11.60 | 2414502.00 | 12130.00 | 2426632.00 | 45.15 | 1723200.00 | 12415.00 | 1735615.00 | 53.75 |
| 13 | KERALA | 660465.00 | 290483.00 | 950948.00 | 78.64 | 721500.00 | 10810.00 | 732310.00 | 69.19 | 767300.00 | 11080.00 | 778380.00 | 65.51 |
| 14 | MADHYA PRADESH | 46475.00 | 24305.00 | 70780.00 | 5.69 | 52501.00 | 25642.00 | 78143.00 | 6.92 | 58100.00 | 28448.00 | 86548.00 | 6.24 |
| 15 | MAHARASHTRA | 169856.00 | 201248.00 | 371104.00 | 45.93 | 390961.00 | 307049.00 | 698010.00 | 42.50 | 306565.00 | 209441.00 | 516006.00 | 33.72 |
| 16 | MANIPUR | 741.00 | 8058.00 | 8799.00 | 7.97 | 1400.00 | 9283.00 | 10683.00 | 8.00 | 1355.00 | 9711.00 | 11066.00 | 9.04 |
| 17 | MEGHALAYA | 0.00 | 54900.00 | 54900.00 | 27.44 | 7870.00 | 76810.00 | 84680.00 | 24.96 | 4710.00 | 81415.00 | 86125.00 | 24.60 |
| 18 | MIZORAM | 13172.00 | 46902.00 | 60074.00 | 50.97 | 13350.00 | 65100.00 | 78450.00 | 50.13 | 13000.00 | 68900.00 | 81900.00 | 36.77 |
| 19 | NAGALAND | ... | ... | ... | ... | ... | ... | ... | ... | ... | ... | ... | ... |
| 20 | ORISSA | 1181.00 | 3919.00 | 5100.00 | 13.75 | 89952.00 | 5612.00 | 95564.00 | 45.94 | 363996.00 | 4782.00 | 368778.00 | 66.50 |
| 21 | PUNJAB | 0.00 | 1685.00 | 1685.00 | 0.64 | 0.00 | 1500.00 | 1500.00 | 0.52 | 0.00 | 1500.00 | 1500.00 | 0.52 |
| 22 | RAJASTHAN | 0.00 | 8991.00 | 8991.00 | 3.88 | 32382.00 | 9571.00 | 41953.00 | 13.06 | 47133.00 | 10707.00 | 57840.00 | 15.25 |
| 23 | SIKKIM | 588702.00 | 1559878.00 | 2148580.00 | 91.63 | 621000.00 | 1980729.00 | 2601729.00 | 86.09 | 689500.00 | 2157791.00 | 2847291.00 | 85.92 |
| 24 | TAMIL NADU | 13864380.00 | 3358356.00 | 17222736.00 | 99.99 | 10000000.00 | 6225559.00 | 16225559.00 | 99.99 | 11000000.00 | 3230000.00 | 14230000.00 | 99.99 |
| 25 | TRIPURA | ... | ... | ... | ... | ... | ... | ... | ... | ... | ... | ... | ... |
| 26 | UTTARAKHAND | 2307.00 | 86150.00 | 88457.00 | 30.36 | 4366.00 | 105638.00 | 110004.00 | 28.88 | 8749.00 | 135713.00 | 144462.00 | 32.62 |
| 27 | UTTAR PRADESH | 482.00 | 37701.00 | 38183.00 | 5.11 | 3431.00 | 37492.00 | 40923.00 | 4.47 | 204501.00 | 64750.00 | 269251.00 | 23.32 |
| 28 | WEST BENGAL | 156837.00 | 214111.00 | 370948.00 | 16.53 | 298355.00 | 213374.00 | 511729.00 | 19.78 | 323310.00 | 247999.00 | 571309.00 | 20.01 |
| 29 | TELANGANA | 0.00 | 0.00 | 0.00 | 0.00 | 0.00 | 0.00 | 0.00 | 0.00 | 330.00 | 20878.00 | 21208.00 | 6.10 |
| TOTAL STATES | | 17306587.00 | 6528455.00 | 23835042.00 | 72.41 | 16447136.00 | 9783245.00 | 26230381.00 | 62.93 | 16402250.00 | 7026957.00 | 23429207.00 | 61.05 |
| 30 | A. & N. ISLANDS | 13735.00 | 0.00 | 13735.00 | 16.80 | 13910.00 | 1157.00 | 15067.00 | 15.45 | 22901.00 | 1248.00 | 24149.00 | 20.51 |
| 31 | CHANDIGARH | ... | ... | ... | ... | ... | ... | ... | ... | ... | ... | ... | ... |
| 32 | DADRA & NAGAR HAVELI | ... | ... | ... | ... | ... | ... | ... | ... | ... | ... | ... | ... |
| 33 | DAMAN & DIU | 16404.00 | 1479.00 | 17883.00 | 95.70 | 21300.00 | 2600.00 | 23900.00 | 94.09 | 72100.00 | 2700.00 | 74800.00 | 97.78 |
| 34 | DELHI | 541543.00 | 335860.00 | 877403.00 | 84.40 | 875500.00 | 373641.00 | 1249141.00 | 85.94 | 937000.00 | 425608.00 | 1362608.00 | 85.50 |
| 35 | LAKSHADWEEP | 192500.00 | 764084.00 | 956584.00 | 100.00 | 0.00 | 505800.00 | 505800.00 | 98.16 | 264000.00 | 740000.00 | 1004000.00 | 99.07 |
| 36 | PUDUCHERRY | 12176.00 | 3493.00 | 15669.00 | 20.15 | 14429.00 | 4320.00 | 18749.00 | 19.95 | 45881.00 | 4990.00 | 50871.00 | 34.25 |
| TOTAL U.T. | | 776358.00 | 1104916.00 | 1881274.00 | 83.82 | 925139.00 | 887518.00 | 1812657.00 | 80.04 | 1341882.00 | 1174546.00 | 2516428.00 | 82.03 |
| TOTAL (STATE & UTs) | | 18082945.00 | 7633371.00 | 25716316.00 | 73.14 | 17372275.00 | 10670763.00 | 28043038.00 | 63.81 | 17744132.00 | 8201503.00 | 25945635.00 | 62.60 |

..NICNET..

STATEMENT NO. (19) : PLAN & NON-PLAN BUDGETED EXPENDITURE ON LANGUAGE DEVELOPMENT

ACCOUNT: REVENUE ACCOUNT
PROGRAM: TOTAL EXPENDITURE

(RUPEES IN THOUSANDS)

| SL. NO. | STATE/UNION TERRITORY | 2012-13 (ACTUALS) | | | | 2013-14 (R.E.) | | | | 2014-15 (B.E.) | | | |
|---------------------|-----------------------|-------------------|------------|-------------|----------------------------------|----------------|-------------|-------------|----------------------------------|----------------|-------------|-------------|----------------------------------|
| | | PLAN | NON-PLAN | TOTAL | % AGE TO TOTAL EXP. ON EDUCATION | PLAN | NON-PLAN | TOTAL | % AGE TO TOTAL EXP. ON EDUCATION | PLAN | NON-PLAN | TOTAL | % AGE TO TOTAL EXP. ON EDUCATION |
| 1 | ANDHRA PRADESH | 0.00 | 288924.00 | 288924.00 | 0.19 | 0.00 | 354971.00 | 354971.00 | 0.18 | 0.00 | 253611.00 | 253611.00 | 0.18 |
| 2 | ARUNACHAL PRADESH | ... | ... | ... | ... | ... | ... | ... | ... | ... | ... | ... | ... |
| 3 | ASSAM | 75514.00 | 474962.00 | 550476.00 | 0.80 | 50300.00 | 1586220.00 | 1636520.00 | 1.65 | 91600.00 | 1488322.00 | 1579922.00 | 1.19 |
| 4 | BIHAR | 0.00 | 914955.00 | 914955.00 | 0.70 | 0.00 | 1240724.00 | 1240724.00 | 0.73 | 0.00 | 5453414.00 | 5453414.00 | 2.28 |
| 5 | CHHATTISGARH | 12017.00 | 11874.00 | 23891.00 | 0.05 | 14518.00 | 14603.00 | 29121.00 | 0.04 | 9025.00 | 18272.00 | 27297.00 | 0.03 |
| 6 | GOA | 14520.00 | 0.00 | 14520.00 | 0.16 | 21110.00 | 500.00 | 21610.00 | 0.22 | 101500.00 | 500.00 | 102000.00 | 0.91 |
| 7 | GUJARAT | 19392.00 | 59183.00 | 78575.00 | 0.06 | 18700.00 | 75820.00 | 94520.00 | 0.07 | 32702.00 | 70729.00 | 103431.00 | 0.06 |
| 8 | HARYANA | ... | ... | ... | ... | ... | ... | ... | ... | ... | ... | ... | ... |
| 9 | HIMACHAL PRADESH | 2125.00 | 32943.00 | 35068.00 | 0.11 | 4342.00 | 39492.00 | 43834.00 | 0.11 | 2460.00 | 42806.00 | 45266.00 | 0.11 |
| 10 | JAMMU & KASHMIR | ... | ... | ... | ... | ... | ... | ... | ... | ... | ... | ... | ... |
| 11 | JHARKHAND | 0.00 | 271543.00 | 271543.00 | 0.77 | 0.00 | 325578.00 | 325578.00 | 0.83 | 0.00 | 360857.00 | 360857.00 | 0.63 |
| 12 | KARNATAKA | 43201.00 | 248756.00 | 291957.00 | 0.21 | 53500.00 | 241112.00 | 294612.00 | 0.17 | 39600.00 | 259207.00 | 298807.00 | 0.15 |
| 13 | KERALA | 36000.00 | 63464.00 | 99464.00 | 0.10 | 43500.00 | 71038.00 | 114538.00 | 0.10 | 57300.00 | 77632.00 | 134932.00 | 0.10 |
| 14 | MADHYA PRADESH | 0.00 | 85221.00 | 85221.00 | 0.10 | 0.00 | 123212.00 | 123212.00 | 0.12 | 0.00 | 132231.00 | 132231.00 | 0.10 |
| 15 | MAHARASHTRA | 0.00 | 1037.00 | 1037.00 | 0.00 | 0.00 | 1211.00 | 1211.00 | 0.00 | 0.00 | 1296.00 | 1296.00 | 0.00 |
| 16 | MANIPUR | 8610.00 | 1435.00 | 10045.00 | 0.14 | 4800.00 | 1834.00 | 6634.00 | 0.09 | 4800.00 | 2637.00 | 7437.00 | 0.10 |
| 17 | MEGHALAYA | 245.00 | 0.00 | 245.00 | 0.00 | 400.00 | 0.00 | 400.00 | 0.00 | 400.00 | 0.00 | 400.00 | 0.00 |
| 18 | MIZORAM | 227519.00 | 279717.00 | 507236.00 | 7.63 | 213345.00 | 404790.00 | 618135.00 | 7.85 | 206554.00 | 406855.00 | 613409.00 | 6.95 |
| 19 | NAGALAND | 0.00 | 6795.00 | 6795.00 | 0.09 | 500.00 | 13087.00 | 13587.00 | 0.15 | 500.00 | 23149.00 | 23649.00 | 0.22 |
| 20 | ORISSA | 27692.00 | 466227.00 | 493919.00 | 0.72 | 49865.00 | 385101.00 | 434966.00 | 0.51 | 53898.00 | 423164.00 | 477062.00 | 0.47 |
| 21 | PUNJAB | 9900.00 | 125393.00 | 135293.00 | 0.21 | 22800.00 | 142890.00 | 165690.00 | 0.22 | 59000.00 | 156592.00 | 215592.00 | 0.28 |
| 22 | RAJASTHAN | 62025.00 | 1105415.00 | 1167440.00 | 0.92 | 149375.00 | 1255533.00 | 1404908.00 | 0.87 | 129240.00 | 1399105.00 | 1528345.00 | 0.79 |
| 23 | SIKKIM | 2000.00 | 0.00 | 2000.00 | 0.04 | 850.00 | 0.00 | 850.00 | 0.01 | 850.00 | 0.00 | 850.00 | 0.01 |
| 24 | TAMIL NADU | 19033.00 | 250217.00 | 269250.00 | 0.15 | 32511.00 | 342375.00 | 374886.00 | 0.19 | 19789.00 | 868733.00 | 888522.00 | 0.41 |
| 25 | TRIPURA | 100.00 | 26661.00 | 26761.00 | 0.28 | 5000.00 | 28742.00 | 33742.00 | 0.28 | 5610.00 | 31603.00 | 37213.00 | 0.28 |
| 26 | UTTARAKHAND | 13436.00 | 135079.00 | 148515.00 | 0.41 | 55430.00 | 176211.00 | 231641.00 | 0.53 | 48245.00 | 198251.00 | 246496.00 | 0.50 |
| 27 | UTTAR PRADESH | 400.00 | 1566574.00 | 1566974.00 | 0.60 | 0.00 | 1660179.00 | 1660179.00 | 0.57 | 0.00 | 1664422.00 | 1664422.00 | 0.52 |
| 28 | WEST BENGAL | 86839.00 | 353556.00 | 440395.00 | 0.27 | 127500.00 | 444149.00 | 571649.00 | 0.34 | 182720.00 | 488229.00 | 670949.00 | 0.32 |
| 29 | TELANGANA | 0.00 | 0.00 | 0.00 | 0.00 | 0.00 | 0.00 | 0.00 | 0.00 | 5867.00 | 11204.00 | 17071.00 | 0.00 |
| TOTAL STATES | | 660568.00 | 6769931.00 | 7430499.00 | 0.33 | 868346.00 | 8929372.00 | 9797718.00 | 0.35 | 1051660.00 | 13832821.00 | 14884481.00 | 0.48 |
| 30 | A. & N. ISLANDS | 7846.00 | 0.00 | 7846.00 | 0.23 | 9636.00 | 0.00 | 9636.00 | 0.25 | 10500.00 | 0.00 | 10500.00 | 0.25 |
| 31 | CHANDIGARH | 2572.00 | 13741.00 | 16313.00 | 0.40 | 3000.00 | 15849.00 | 18849.00 | 0.43 | 3300.00 | 16358.00 | 19658.00 | 0.41 |
| 32 | DADRA & NAGAR HAVELI | ... | ... | ... | ... | ... | ... | ... | ... | ... | ... | ... | ... |
| 33 | DAMAN & DIU | ... | ... | ... | ... | ... | ... | ... | ... | ... | ... | ... | ... |
| 34 | DELHI | ... | ... | ... | ... | ... | ... | ... | ... | ... | ... | ... | ... |
| 35 | LAKSHADWEEP | ... | ... | ... | ... | ... | ... | ... | ... | ... | ... | ... | ... |
| 36 | PUDUCHERRY | 5431.00 | 0.00 | 5431.00 | 0.11 | 7897.00 | 0.00 | 7897.00 | 0.14 | 10033.00 | 0.00 | 10033.00 | 0.16 |
| TOTAL U.T. | | 15849.00 | 13741.00 | 29590.00 | 0.06 | 20533.00 | 15849.00 | 36382.00 | 0.07 | 23833.00 | 16358.00 | 40191.00 | 0.06 |
| TOTAL (STATE & UTs) | | 676417.00 | 6783672.00 | 7460089.00 | 0.32 | 888879.00 | 8945221.00 | 9834100.00 | 0.35 | 1075493.00 | 13849179.00 | 14924672.00 | 0.47 |
| CENTRE TOTAL | | 2273617.00 | 936740.00 | 3210357.00 | 0.49 | 2873200.00 | 1166600.00 | 4039800.00 | 0.54 | 2490000.00 | 1276800.00 | 3766800.00 | 0.46 |
| GRAND TOTAL | | 2950034.00 | 7720412.00 | 10670446.00 | 0.36 | 3762079.00 | 10111821.00 | 13873900.00 | 0.39 | 3565493.00 | 15125979.00 | 18691472.00 | 0.47 |

..NICNET..

STATEMENT NO. (20): PLAN & NON-PLAN BUDGETED EXPENDITURE ON LANGUAGE DEVELOPMENT (Sub-head wise)

ACCOUNT: REVENUE ACCOUNT
PROGRAM: DIRECTION & ADMINISTRATION

(RUPEES IN THOUSANDS)

| SL. NO. | STATE/UNION TERRITORY | 2012-13 (ACTUALS) | | | | 2013-14 (R.E.) | | | | 2014-15 (B.E.) | | | |
|---------------------|-----------------------|-------------------|-----------|-----------|----------------------------------|----------------|-----------|-----------|----------------------------------|----------------|-----------|-----------|----------------------------------|
| | | PLAN | NON-PLAN | TOTAL | % AGE TO TOTAL EXP. ON LANG.DIV. | PLAN | NON-PLAN | TOTAL | % AGE TO TOTAL EXP. ON LANG.DIV. | PLAN | NON-PLAN | TOTAL | % AGE TO TOTAL EXP. ON LANG.DIV. |
| 1 | ANDHRA PRADESH | ... | ... | ... | ... | ... | ... | ... | ... | ... | ... | ... | ... |
| 2 | ARUNACHAL PRADESH | ... | ... | ... | ... | ... | ... | ... | ... | ... | ... | ... | ... |
| 3 | ASSAM | 30000.00 | 11962.00 | 41962.00 | 7.62 | 9800.00 | 15710.00 | 25510.00 | 1.56 | 700.00 | 17997.00 | 18697.00 | 1.18 |
| 4 | BIHAR | ... | ... | ... | ... | ... | ... | ... | ... | ... | ... | ... | ... |
| 5 | CHHATTISGARH | ... | ... | ... | ... | ... | ... | ... | ... | ... | ... | ... | ... |
| 6 | GOA | ... | ... | ... | ... | ... | ... | ... | ... | ... | ... | ... | ... |
| 7 | GUJARAT | ... | ... | ... | ... | ... | ... | ... | ... | ... | ... | ... | ... |
| 8 | HARYANA | ... | ... | ... | ... | ... | ... | ... | ... | ... | ... | ... | ... |
| 9 | HIMACHAL PRADESH | ... | ... | ... | ... | ... | ... | ... | ... | ... | ... | ... | ... |
| 10 | JAMMU & KASHMIR | ... | ... | ... | ... | ... | ... | ... | ... | ... | ... | ... | ... |
| 11 | JHARKHAND | ... | ... | ... | ... | ... | ... | ... | ... | ... | ... | ... | ... |
| 12 | KARNATAKA | ... | ... | ... | ... | ... | ... | ... | ... | ... | ... | ... | ... |
| 13 | KERALA | ... | ... | ... | ... | ... | ... | ... | ... | ... | ... | ... | ... |
| 14 | MADHYA PRADESH | ... | ... | ... | ... | ... | ... | ... | ... | ... | ... | ... | ... |
| 15 | MAHARASHTRA | ... | ... | ... | ... | ... | ... | ... | ... | ... | ... | ... | ... |
| 16 | MANIPUR | 22.00 | 0.00 | 22.00 | 0.22 | 50.00 | 376.00 | 426.00 | 6.42 | 500.00 | 392.00 | 892.00 | 11.99 |
| 17 | MEGHALAYA | 0.00 | 0.00 | 0.00 | 0.00 | 100.00 | 0.00 | 100.00 | 25.00 | 100.00 | 0.00 | 100.00 | 25.00 |
| 18 | MIZORAM | ... | ... | ... | ... | ... | ... | ... | ... | ... | ... | ... | ... |
| 19 | NAGALAND | ... | ... | ... | ... | ... | ... | ... | ... | ... | ... | ... | ... |
| 20 | ORISSA | ... | ... | ... | ... | ... | ... | ... | ... | ... | ... | ... | ... |
| 21 | PUNJAB | 0.00 | 121315.00 | 121315.00 | 89.67 | 13800.00 | 139470.00 | 153270.00 | 92.50 | 10875.00 | 153380.00 | 164255.00 | 76.19 |
| 22 | RAJASTHAN | 0.00 | 7614.00 | 7614.00 | 0.65 | 0.00 | 10760.00 | 10760.00 | 0.77 | 0.00 | 11677.00 | 11677.00 | 0.76 |
| 23 | SIKKIM | ... | ... | ... | ... | ... | ... | ... | ... | ... | ... | ... | ... |
| 24 | TAMIL NADU | 4346.00 | 59846.00 | 64192.00 | 23.84 | 12756.00 | 68750.00 | 81506.00 | 21.74 | 6286.00 | 92238.00 | 98524.00 | 11.09 |
| 25 | TRIPURA | ... | ... | ... | ... | ... | ... | ... | ... | ... | ... | ... | ... |
| 26 | UTTARAKHAND | 3480.00 | 0.00 | 3480.00 | 2.34 | 6960.00 | 0.00 | 6960.00 | 3.00 | 7183.00 | 0.00 | 7183.00 | 2.91 |
| 27 | UTTAR PRADESH | 0.00 | 2892.00 | 2892.00 | 0.18 | 0.00 | 3398.00 | 3398.00 | 0.20 | 0.00 | 3398.00 | 3398.00 | 0.20 |
| 28 | WEST BENGAL | ... | ... | ... | ... | ... | ... | ... | ... | ... | ... | ... | ... |
| 29 | TELANGANA | 0.00 | 0.00 | 0.00 | 0.00 | 0.00 | 0.00 | 0.00 | 0.00 | 5867.00 | 0.00 | 5867.00 | 34.37 |
| TOTAL STATES | | 37848.00 | 203629.00 | 241477.00 | 3.25 | 43466.00 | 238464.00 | 281930.00 | 2.88 | 31511.00 | 279082.00 | 310593.00 | 2.09 |
| 30 | A. & N. ISLANDS | ... | ... | ... | ... | ... | ... | ... | ... | ... | ... | ... | ... |
| 31 | CHANDIGARH | ... | ... | ... | ... | ... | ... | ... | ... | ... | ... | ... | ... |
| 32 | DADRA & NAGAR HAVELI | ... | ... | ... | ... | ... | ... | ... | ... | ... | ... | ... | ... |
| 33 | DAMAN & DIU | ... | ... | ... | ... | ... | ... | ... | ... | ... | ... | ... | ... |
| 34 | DELHI | ... | ... | ... | ... | ... | ... | ... | ... | ... | ... | ... | ... |
| 35 | LAKSHADWEEP | ... | ... | ... | ... | ... | ... | ... | ... | ... | ... | ... | ... |
| 36 | PUDUCHERRY | ... | ... | ... | ... | ... | ... | ... | ... | ... | ... | ... | ... |
| TOTAL U.T. | | 0.00 | 0.00 | 0.00 | 0.00 | 0.00 | 0.00 | 0.00 | 0.00 | 0.00 | 0.00 | 0.00 | 0.00 |
| TOTAL (STATE & UTs) | | 37848.00 | 203629.00 | 241477.00 | 3.24 | 43466.00 | 238464.00 | 281930.00 | 2.87 | 31511.00 | 279082.00 | 310593.00 | 2.08 |

..NICNET..

STATEMENT NO. (20): PLAN & NON-PLAN BUDGETED EXPENDITURE ON LANGUAGE DEVELOPMENT (Sub-head wise)

ACCOUNT: REVENUE ACCOUNT

PROGRAM: PROMOTION OF MODERN INDIAN LANGUAGES & LITERATURE

(RUPEES IN THOUSANDS)

| SL. NO. | STATE/UNION TERRITORY | 2012-13 (ACTUALS) | | | | 2013-14 (R.E.) | | | | 2014-15 (B.E.) | | | |
|---------------------|-----------------------|-------------------|-----------|-----------|----------------------------------|----------------|-----------|------------|----------------------------------|----------------|-----------|------------|----------------------------------|
| | | PLAN | NON-PLAN | TOTAL | % AGE TO TOTAL EXP. ON LANG.DIV. | PLAN | NON-PLAN | TOTAL | % AGE TO TOTAL EXP. ON LANG.DIV. | PLAN | NON-PLAN | TOTAL | % AGE TO TOTAL EXP. ON LANG.DIV. |
| 1 | ANDHRA PRADESH | 0.00 | 34086.00 | 34086.00 | 11.80 | 0.00 | 48773.00 | 48773.00 | 13.74 | 0.00 | 34980.00 | 34980.00 | 13.79 |
| 2 | ARUNACHAL PRADESH | ... | ... | ... | ... | ... | ... | ... | ... | ... | ... | ... | ... |
| 3 | ASSAM | ... | ... | ... | ... | ... | ... | ... | ... | ... | ... | ... | ... |
| 4 | BIHAR | ... | ... | ... | ... | ... | ... | ... | ... | ... | ... | ... | ... |
| 5 | CHHATTISGARH | 12017.00 | 5847.00 | 17864.00 | 74.77 | 14518.00 | 7603.00 | 22121.00 | 75.96 | 9025.00 | 11272.00 | 20297.00 | 74.36 |
| 6 | GOA | ... | ... | ... | ... | ... | ... | ... | ... | ... | ... | ... | ... |
| 7 | GUJARAT | 11950.00 | 6159.00 | 18109.00 | 23.05 | 12800.00 | 7760.00 | 20560.00 | 21.75 | 16650.00 | 6710.00 | 23360.00 | 22.59 |
| 8 | HARYANA | ... | ... | ... | ... | ... | ... | ... | ... | ... | ... | ... | ... |
| 9 | HIMACHAL PRADESH | ... | ... | ... | ... | ... | ... | ... | ... | ... | ... | ... | ... |
| 10 | JAMMU & KASHMIR | ... | ... | ... | ... | ... | ... | ... | ... | ... | ... | ... | ... |
| 11 | JHARKHAND | ... | ... | ... | ... | ... | ... | ... | ... | ... | ... | ... | ... |
| 12 | KARNATAKA | 0.00 | 4582.00 | 4582.00 | 1.57 | 0.00 | 7691.00 | 7691.00 | 2.61 | 0.00 | 6658.00 | 6658.00 | 2.23 |
| 13 | KERALA | 36000.00 | 58404.00 | 94404.00 | 94.91 | 40500.00 | 65713.00 | 106213.00 | 92.73 | 54000.00 | 71955.00 | 125955.00 | 93.35 |
| 14 | MADHYA PRADESH | ... | ... | ... | ... | ... | ... | ... | ... | ... | ... | ... | ... |
| 15 | MAHARASHTRA | 0.00 | 18.00 | 18.00 | 1.74 | 0.00 | 18.00 | 18.00 | 1.49 | 0.00 | 18.00 | 18.00 | 1.39 |
| 16 | MANIPUR | 6588.00 | 1435.00 | 8023.00 | 79.87 | 2820.00 | 1358.00 | 4178.00 | 62.98 | 3640.00 | 1421.00 | 5061.00 | 68.05 |
| 17 | MEGHALAYA | 0.00 | 0.00 | 0.00 | 0.00 | 100.00 | 0.00 | 100.00 | 25.00 | 100.00 | 0.00 | 100.00 | 25.00 |
| 18 | MIZORAM | 222034.00 | 262370.00 | 484404.00 | 95.50 | 207545.00 | 377460.00 | 585005.00 | 94.64 | 203615.00 | 378635.00 | 582250.00 | 94.92 |
| 19 | NAGALAND | 0.00 | 6795.00 | 6795.00 | 100.00 | 500.00 | 13087.00 | 13587.00 | 100.00 | 500.00 | 23149.00 | 23649.00 | 100.00 |
| 20 | ORISSA | 14346.00 | 79413.00 | 93759.00 | 18.98 | 22915.00 | 64676.00 | 87591.00 | 20.14 | 26949.00 | 72727.00 | 99676.00 | 20.89 |
| 21 | PUNJAB | 8400.00 | 4078.00 | 12478.00 | 9.22 | 2000.00 | 3420.00 | 5420.00 | 3.27 | 6800.00 | 3212.00 | 10012.00 | 4.64 |
| 22 | RAJASTHAN | 25524.00 | 13391.00 | 38915.00 | 3.33 | 38459.00 | 16889.00 | 55348.00 | 3.94 | 27002.00 | 18694.00 | 45696.00 | 2.99 |
| 23 | SIKKIM | 1500.00 | 0.00 | 1500.00 | 75.00 | 0.00 | 0.00 | 0.00 | 0.00 | 0.00 | 0.00 | 0.00 | 0.00 |
| 24 | TAMIL NADU | 3300.00 | 42958.00 | 46258.00 | 17.18 | 7234.00 | 54674.00 | 61908.00 | 16.51 | 13503.00 | 55610.00 | 69113.00 | 7.78 |
| 25 | TRIPURA | 100.00 | 0.00 | 100.00 | 0.37 | 0.00 | 0.00 | 0.00 | 0.00 | 780.00 | 0.00 | 780.00 | 2.10 |
| 26 | UTTARAKHAND | 6819.00 | 1508.00 | 8327.00 | 5.61 | 25401.00 | 7670.00 | 33071.00 | 14.28 | 16509.00 | 9800.00 | 26309.00 | 10.67 |
| 27 | UTTAR PRADESH | 400.00 | 48475.00 | 48875.00 | 3.12 | 0.00 | 56286.00 | 56286.00 | 3.39 | 0.00 | 59952.00 | 59952.00 | 3.60 |
| 28 | WEST BENGAL | 36200.00 | 7234.00 | 43434.00 | 9.86 | 42500.00 | 7102.00 | 49602.00 | 8.68 | 82720.00 | 8289.00 | 91009.00 | 13.56 |
| 29 | TELANGANA | ... | ... | ... | ... | ... | ... | ... | ... | ... | ... | ... | ... |
| TOTAL STATES | | 385178.00 | 576753.00 | 961931.00 | 12.95 | 417292.00 | 740180.00 | 1157472.00 | 11.81 | 461793.00 | 763082.00 | 1224875.00 | 8.23 |
| 30 | A. & N. ISLANDS | 7846.00 | 0.00 | 7846.00 | 100.00 | 9636.00 | 0.00 | 9636.00 | 100.00 | 10500.00 | 0.00 | 10500.00 | 100.00 |
| 31 | CHANDIGARH | ... | ... | ... | ... | ... | ... | ... | ... | ... | ... | ... | ... |
| 32 | DADRA & NAGAR HAVELI | ... | ... | ... | ... | ... | ... | ... | ... | ... | ... | ... | ... |
| 33 | DAMAN & DIU | ... | ... | ... | ... | ... | ... | ... | ... | ... | ... | ... | ... |
| 34 | DELHI | ... | ... | ... | ... | ... | ... | ... | ... | ... | ... | ... | ... |
| 35 | LAKSHADWEEP | ... | ... | ... | ... | ... | ... | ... | ... | ... | ... | ... | ... |
| 36 | PUDUCHERRY | ... | ... | ... | ... | ... | ... | ... | ... | ... | ... | ... | ... |
| TOTAL U.T. | | 7846.00 | 0.00 | 7846.00 | 26.52 | 9636.00 | 0.00 | 9636.00 | 26.49 | 10500.00 | 0.00 | 10500.00 | 26.13 |
| TOTAL (STATE & UTs) | | 393024.00 | 576753.00 | 969777.00 | 13.00 | 426928.00 | 740180.00 | 1167108.00 | 11.87 | 472293.00 | 763082.00 | 1235375.00 | 8.28 |

..NICNET..

STATEMENT NO. (20) : PLAN & NON-PLAN BUDGETED EXPENDITURE ON LANGUAGE DEVELOPMENT (Sub-head wise)

ACCOUNT: REVENUE ACCOUNT
PROGRAM: SANSKRIT EDUCATION

(RUPEES IN THOUSANDS)

| SL. NO. | STATE/UNION TERRITORY | 2012-13 (ACTUALS) | | | | 2013-14 (R.E.) | | | | 2014-15 (B.E.) | | | |
|---------------------|-----------------------|-------------------|------------|------------|----------------------------------|----------------|------------|------------|----------------------------------|----------------|------------|------------|----------------------------------|
| | | PLAN | NON-PLAN | TOTAL | % AGE TO TOTAL EXP. ON LANG.DIV. | PLAN | NON-PLAN | TOTAL | % AGE TO TOTAL EXP. ON LANG.DIV. | PLAN | NON-PLAN | TOTAL | % AGE TO TOTAL EXP. ON LANG.DIV. |
| 1 | ANDHRA PRADESH | 0.00 | 254838.00 | 254838.00 | 88.20 | 0.00 | 306198.00 | 306198.00 | 86.26 | 0.00 | 218631.00 | 218631.00 | 86.21 |
| 2 | ARUNACHAL PRADESH | ... | ... | ... | ... | ... | ... | ... | ... | ... | ... | ... | ... |
| 3 | ASSAM | 600.00 | 138148.00 | 138748.00 | 25.21 | 500.00 | 158044.00 | 158544.00 | 9.69 | 4000.00 | 177055.00 | 181055.00 | 11.46 |
| 4 | BIHAR | 0.00 | 317195.00 | 317195.00 | 34.67 | 0.00 | 423011.00 | 423011.00 | 34.09 | 0.00 | 1780522.00 | 1780522.00 | 32.65 |
| 5 | CHHATTISGARH | 0.00 | 6027.00 | 6027.00 | 25.23 | 0.00 | 7000.00 | 7000.00 | 24.04 | 0.00 | 7000.00 | 7000.00 | 25.64 |
| 6 | GOA | 600.00 | 0.00 | 600.00 | 4.13 | 2621.00 | 0.00 | 2621.00 | 12.13 | 6000.00 | 0.00 | 6000.00 | 5.88 |
| 7 | GUJARAT | 7442.00 | 52599.00 | 60041.00 | 76.41 | 5900.00 | 67635.00 | 73535.00 | 77.80 | 16052.00 | 63569.00 | 79621.00 | 76.98 |
| 8 | HARYANA | ... | ... | ... | ... | ... | ... | ... | ... | ... | ... | ... | ... |
| 9 | HIMACHAL PRADESH | 2035.00 | 32248.00 | 34283.00 | 97.76 | 4200.00 | 36928.00 | 41128.00 | 93.83 | 2290.00 | 40405.00 | 42695.00 | 94.32 |
| 10 | JAMMU & KASHMIR | ... | ... | ... | ... | ... | ... | ... | ... | ... | ... | ... | ... |
| 11 | JHARKHAND | 0.00 | 31543.00 | 31543.00 | 11.62 | 0.00 | 44108.00 | 44108.00 | 13.55 | 0.00 | 47518.00 | 47518.00 | 13.17 |
| 12 | KARNATAKA | 43201.00 | 244174.00 | 287375.00 | 98.43 | 53500.00 | 233421.00 | 286921.00 | 97.39 | 39600.00 | 252549.00 | 292149.00 | 97.77 |
| 13 | KERALA | ... | ... | ... | ... | ... | ... | ... | ... | ... | ... | ... | ... |
| 14 | MADHYA PRADESH | 0.00 | 84670.00 | 84670.00 | 99.35 | 0.00 | 122562.00 | 122562.00 | 99.47 | 0.00 | 131581.00 | 131581.00 | 99.51 |
| 15 | MAHARASHTRA | 0.00 | 1019.00 | 1019.00 | 98.26 | 0.00 | 1193.00 | 1193.00 | 98.51 | 0.00 | 1278.00 | 1278.00 | 98.61 |
| 16 | MANIPUR | 0.00 | 0.00 | 0.00 | 0.00 | 30.00 | 100.00 | 130.00 | 1.96 | 50.00 | 824.00 | 874.00 | 11.75 |
| 17 | MEGHALAYA | 245.00 | 0.00 | 245.00 | 100.00 | 200.00 | 0.00 | 200.00 | 50.00 | 200.00 | 0.00 | 200.00 | 50.00 |
| 18 | MIZORAM | ... | ... | ... | ... | ... | ... | ... | ... | ... | ... | ... | ... |
| 19 | NAGALAND | ... | ... | ... | ... | ... | ... | ... | ... | ... | ... | ... | ... |
| 20 | ORISSA | 0.00 | 380863.00 | 380863.00 | 77.11 | 0.00 | 314560.00 | 314560.00 | 72.32 | 0.00 | 344486.00 | 344486.00 | 72.21 |
| 21 | PUNJAB | ... | ... | ... | ... | ... | ... | ... | ... | ... | ... | ... | ... |
| 22 | RAJASTHAN | 28903.00 | 1048942.00 | 1077845.00 | 92.33 | 87965.00 | 1186177.00 | 1274142.00 | 90.69 | 71248.00 | 1322158.00 | 1393406.00 | 91.17 |
| 23 | SIKKIM | 500.00 | 0.00 | 500.00 | 25.00 | 850.00 | 0.00 | 850.00 | 100.00 | 850.00 | 0.00 | 850.00 | 100.00 |
| 24 | TAMIL NADU | 0.00 | 34731.00 | 34731.00 | 12.90 | 0.00 | 53555.00 | 53555.00 | 14.29 | 0.00 | 542639.00 | 542639.00 | 61.07 |
| 25 | TRIPURA | 0.00 | 181.00 | 181.00 | 0.68 | 0.00 | 222.00 | 222.00 | 0.66 | 0.00 | 245.00 | 245.00 | 0.66 |
| 26 | UTTARAKHAND | 3137.00 | 133571.00 | 136708.00 | 92.05 | 23069.00 | 168541.00 | 191610.00 | 82.72 | 24553.00 | 188451.00 | 213004.00 | 86.41 |
| 27 | UTTAR PRADESH | 0.00 | 1513907.00 | 1513907.00 | 96.61 | 0.00 | 1599195.00 | 1599195.00 | 96.33 | 0.00 | 1599772.00 | 1599772.00 | 96.12 |
| 28 | WEST BENGAL | 0.00 | 42389.00 | 42389.00 | 9.63 | 0.00 | 60661.00 | 60661.00 | 10.61 | 0.00 | 71641.00 | 71641.00 | 10.68 |
| 29 | TELANGANA | 0.00 | 0.00 | 0.00 | 0.00 | 0.00 | 0.00 | 0.00 | 0.00 | 0.00 | 11204.00 | 11204.00 | 65.63 |
| TOTAL STATES | | 86663.00 | 4317045.00 | 4403708.00 | 59.27 | 178835.00 | 4783111.00 | 4961946.00 | 50.64 | 164843.00 | 6801528.00 | 6966371.00 | 46.80 |
| 30 | A. & N. ISLANDS | ... | ... | ... | ... | ... | ... | ... | ... | ... | ... | ... | ... |
| 31 | CHANDIGARH | ... | ... | ... | ... | ... | ... | ... | ... | ... | ... | ... | ... |
| 32 | DADRA & NAGAR HAVELI | ... | ... | ... | ... | ... | ... | ... | ... | ... | ... | ... | ... |
| 33 | DAMAN & DIU | ... | ... | ... | ... | ... | ... | ... | ... | ... | ... | ... | ... |
| 34 | DELHI | ... | ... | ... | ... | ... | ... | ... | ... | ... | ... | ... | ... |
| 35 | LAKSHADWEEP | ... | ... | ... | ... | ... | ... | ... | ... | ... | ... | ... | ... |
| 36 | PUDUCHERRY | ... | ... | ... | ... | ... | ... | ... | ... | ... | ... | ... | ... |
| TOTAL U.T. | | 0.00 | 0.00 | 0.00 | 0.00 | 0.00 | 0.00 | 0.00 | 0.00 | 0.00 | 0.00 | 0.00 | 0.00 |
| TOTAL (STATE & UTs) | | 86663.00 | 4317045.00 | 4403708.00 | 59.03 | 178835.00 | 4783111.00 | 4961946.00 | 50.46 | 164843.00 | 6801528.00 | 6966371.00 | 46.68 |

..NICNET..

STATEMENT NO. (20): PLAN & NON-PLAN BUDGETED EXPENDITURE ON LANGUAGE DEVELOPMENT (Sub-head wise)

ACCOUNT: REVENUE ACCOUNT
PROGRAM: COMMERICAL INSTITUTIONS

(RUPEES IN THOUSANDS)

| SL. NO. | STATE/UNION TERRITORY | 2012-13 (ACTUALS) | | | | 2013-14 (R.E.) | | | | 2014-15 (B.E.) | | | |
|---------------------|-----------------------|-------------------|----------|-------|----------------------------------|----------------|----------|-------|----------------------------------|----------------|----------|-------|----------------------------------|
| | | PLAN | NON-PLAN | TOTAL | % AGE TO TOTAL EXP. ON LANG.DIV. | PLAN | NON-PLAN | TOTAL | % AGE TO TOTAL EXP. ON LANG.DIV. | PLAN | NON-PLAN | TOTAL | % AGE TO TOTAL EXP. ON LANG.DIV. |
| 1 | ANDHRA PRADESH | ... | ... | ... | ... | ... | ... | ... | ... | ... | ... | ... | ... |
| 2 | ARUNACHAL PRADESH | ... | ... | ... | ... | ... | ... | ... | ... | ... | ... | ... | ... |
| 3 | ASSAM | ... | ... | ... | ... | ... | ... | ... | ... | ... | ... | ... | ... |
| 4 | BIHAR | ... | ... | ... | ... | ... | ... | ... | ... | ... | ... | ... | ... |
| 5 | CHHATTISGARH | ... | ... | ... | ... | ... | ... | ... | ... | ... | ... | ... | ... |
| 6 | GOA | ... | ... | ... | ... | ... | ... | ... | ... | ... | ... | ... | ... |
| 7 | GUJARAT | ... | ... | ... | ... | ... | ... | ... | ... | ... | ... | ... | ... |
| 8 | HARYANA | ... | ... | ... | ... | ... | ... | ... | ... | ... | ... | ... | ... |
| 9 | HIMACHAL PRADESH | ... | ... | ... | ... | ... | ... | ... | ... | ... | ... | ... | ... |
| 10 | JAMMU & KASHMIR | ... | ... | ... | ... | ... | ... | ... | ... | ... | ... | ... | ... |
| 11 | JHARKHAND | ... | ... | ... | ... | ... | ... | ... | ... | ... | ... | ... | ... |
| 12 | KARNATAKA | ... | ... | ... | ... | ... | ... | ... | ... | ... | ... | ... | ... |
| 13 | KERALA | ... | ... | ... | ... | ... | ... | ... | ... | ... | ... | ... | ... |
| 14 | MADHYA PRADESH | ... | ... | ... | ... | ... | ... | ... | ... | ... | ... | ... | ... |
| 15 | MAHARASHTRA | ... | ... | ... | ... | ... | ... | ... | ... | ... | ... | ... | ... |
| 16 | MANIPUR | ... | ... | ... | ... | ... | ... | ... | ... | ... | ... | ... | ... |
| 17 | MEGHALAYA | ... | ... | ... | ... | ... | ... | ... | ... | ... | ... | ... | ... |
| 18 | MIZORAM | ... | ... | ... | ... | ... | ... | ... | ... | ... | ... | ... | ... |
| 19 | NAGALAND | ... | ... | ... | ... | ... | ... | ... | ... | ... | ... | ... | ... |
| 20 | ORISSA | ... | ... | ... | ... | ... | ... | ... | ... | ... | ... | ... | ... |
| 21 | PUNJAB | ... | ... | ... | ... | ... | ... | ... | ... | ... | ... | ... | ... |
| 22 | RAJASTHAN | ... | ... | ... | ... | ... | ... | ... | ... | ... | ... | ... | ... |
| 23 | SIKKIM | ... | ... | ... | ... | ... | ... | ... | ... | ... | ... | ... | ... |
| 24 | TAMIL NADU | ... | ... | ... | ... | ... | ... | ... | ... | ... | ... | ... | ... |
| 25 | TRIPURA | ... | ... | ... | ... | ... | ... | ... | ... | ... | ... | ... | ... |
| 26 | UTTARAKHAND | ... | ... | ... | ... | ... | ... | ... | ... | ... | ... | ... | ... |
| 27 | UTTAR PRADESH | ... | ... | ... | ... | ... | ... | ... | ... | ... | ... | ... | ... |
| 28 | WEST BENGAL | ... | ... | ... | ... | ... | ... | ... | ... | ... | ... | ... | ... |
| 29 | TELANGANA | ... | ... | ... | ... | ... | ... | ... | ... | ... | ... | ... | ... |
| TOTAL STATES | | 0.00 | 0.00 | 0.00 | 0.00 | 0.00 | 0.00 | 0.00 | 0.00 | 0.00 | 0.00 | 0.00 | 0.00 |
| 30 | A. & N. ISLANDS | ... | ... | ... | ... | ... | ... | ... | ... | ... | ... | ... | ... |
| 31 | CHANDIGARH | ... | ... | ... | ... | ... | ... | ... | ... | ... | ... | ... | ... |
| 32 | DADRA & NAGAR HAVELI | ... | ... | ... | ... | ... | ... | ... | ... | ... | ... | ... | ... |
| 33 | DAMAN & DIU | ... | ... | ... | ... | ... | ... | ... | ... | ... | ... | ... | ... |
| 34 | DELHI | ... | ... | ... | ... | ... | ... | ... | ... | ... | ... | ... | ... |
| 35 | LAKSHADWEEP | ... | ... | ... | ... | ... | ... | ... | ... | ... | ... | ... | ... |
| 36 | PUDUCHERRY | ... | ... | ... | ... | ... | ... | ... | ... | ... | ... | ... | ... |
| TOTAL U.T. | | 0.00 | 0.00 | 0.00 | 0.00 | 0.00 | 0.00 | 0.00 | 0.00 | 0.00 | 0.00 | 0.00 | 0.00 |
| TOTAL (STATE & UTs) | | ... | ... | 0.00 | 0.00 | ... | ... | 0.00 | 0.00 | ... | ... | 0.00 | 0.00 |

..NICNET..

STATEMENT NO. (20): PLAN & NON-PLAN BUDGETED EXPENDITURE ON LANGUAGE DEVELOPMENT (Sub-head wise)

ACCOUNT: REVENUE ACCOUNT
PROGRAM: OTHER EXPENDITURE

(RUPEES IN THOUSANDS)

| SL. NO. | STATE/UNION TERRITORY | 2012-13 (ACTUALS) | | | | 2013-14 (R.E.) | | | | 2014-15 (B.E.) | | | |
|---------------------|-----------------------|-------------------|------------|------------|----------------------------------|----------------|------------|------------|----------------------------------|----------------|------------|------------|----------------------------------|
| | | PLAN | NON-PLAN | TOTAL | % AGE TO TOTAL EXP. ON LANG.DIV. | PLAN | NON-PLAN | TOTAL | % AGE TO TOTAL EXP. ON LANG.DIV. | PLAN | NON-PLAN | TOTAL | % AGE TO TOTAL EXP. ON LANG.DIV. |
| 1 | ANDHRA PRADESH | ... | ... | ... | ... | ... | ... | ... | ... | ... | ... | ... | ... |
| 2 | ARUNACHAL PRADESH | ... | ... | ... | ... | ... | ... | ... | ... | ... | ... | ... | ... |
| 3 | ASSAM | 44914.00 | 324852.00 | 369766.00 | 67.17 | 40000.00 | 1412466.00 | 1452466.00 | 88.75 | 86900.00 | 1293270.00 | 1380170.00 | 87.36 |
| 4 | BIHAR | 0.00 | 597760.00 | 597760.00 | 65.33 | 0.00 | 817713.00 | 817713.00 | 65.91 | 0.00 | 3672892.00 | 3672892.00 | 67.35 |
| 5 | CHHATTISGARH | ... | ... | ... | ... | ... | ... | ... | ... | ... | ... | ... | ... |
| 6 | GOA | 13920.00 | 0.00 | 13920.00 | 95.87 | 18489.00 | 500.00 | 18989.00 | 87.87 | 95500.00 | 500.00 | 96000.00 | 94.12 |
| 7 | GUJARAT | 0.00 | 425.00 | 425.00 | 0.54 | 0.00 | 425.00 | 425.00 | 0.45 | 0.00 | 450.00 | 450.00 | 0.44 |
| 8 | HARYANA | ... | ... | ... | ... | ... | ... | ... | ... | ... | ... | ... | ... |
| 9 | HIMACHAL PRADESH | 90.00 | 695.00 | 785.00 | 2.24 | 142.00 | 2564.00 | 2706.00 | 6.17 | 170.00 | 2401.00 | 2571.00 | 5.68 |
| 10 | JAMMU & KASHMIR | ... | ... | ... | ... | ... | ... | ... | ... | ... | ... | ... | ... |
| 11 | JHARKHAND | 0.00 | 240000.00 | 240000.00 | 88.38 | 0.00 | 281470.00 | 281470.00 | 86.45 | 0.00 | 313339.00 | 313339.00 | 86.83 |
| 12 | KARNATAKA | ... | ... | ... | ... | ... | ... | ... | ... | ... | ... | ... | ... |
| 13 | KERALA | 0.00 | 5060.00 | 5060.00 | 5.09 | 3000.00 | 5325.00 | 8325.00 | 7.27 | 3300.00 | 5677.00 | 8977.00 | 6.65 |
| 14 | MADHYA PRADESH | 0.00 | 551.00 | 551.00 | 0.65 | 0.00 | 650.00 | 650.00 | 0.53 | 0.00 | 650.00 | 650.00 | 0.49 |
| 15 | MAHARASHTRA | ... | ... | ... | ... | ... | ... | ... | ... | ... | ... | ... | ... |
| 16 | MANIPUR | 2000.00 | 0.00 | 2000.00 | 19.91 | 1900.00 | 0.00 | 1900.00 | 28.64 | 610.00 | 0.00 | 610.00 | 8.20 |
| 17 | MEGHALAYA | ... | ... | ... | ... | ... | ... | ... | ... | ... | ... | ... | ... |
| 18 | MIZORAM | 5485.00 | 17347.00 | 22832.00 | 4.50 | 5800.00 | 27330.00 | 33130.00 | 5.36 | 2939.00 | 28220.00 | 31159.00 | 5.08 |
| 19 | NAGALAND | ... | ... | ... | ... | ... | ... | ... | ... | ... | ... | ... | ... |
| 20 | ORISSA | 13346.00 | 5951.00 | 19297.00 | 3.91 | 26950.00 | 5865.00 | 32815.00 | 7.54 | 26949.00 | 5951.00 | 32900.00 | 6.90 |
| 21 | PUNJAB | 1500.00 | 0.00 | 1500.00 | 1.11 | 7000.00 | 0.00 | 7000.00 | 4.22 | 41325.00 | 0.00 | 41325.00 | 19.17 |
| 22 | RAJASTHAN | 7598.00 | 35468.00 | 43066.00 | 3.69 | 22951.00 | 41707.00 | 64658.00 | 4.60 | 30990.00 | 46576.00 | 77566.00 | 5.08 |
| 23 | SIKKIM | ... | ... | ... | ... | ... | ... | ... | ... | ... | ... | ... | ... |
| 24 | TAMIL NADU | 11387.00 | 112682.00 | 124069.00 | 46.08 | 12521.00 | 165396.00 | 177917.00 | 47.46 | 0.00 | 178246.00 | 178246.00 | 20.06 |
| 25 | TRIPURA | 0.00 | 26480.00 | 26480.00 | 98.95 | 5000.00 | 28520.00 | 33520.00 | 99.34 | 4830.00 | 31358.00 | 36188.00 | 97.25 |
| 26 | UTTARAKHAND | ... | ... | ... | ... | ... | ... | ... | ... | ... | ... | ... | ... |
| 27 | UTTAR PRADESH | 0.00 | 1300.00 | 1300.00 | 0.08 | 0.00 | 1300.00 | 1300.00 | 0.08 | 0.00 | 1300.00 | 1300.00 | 0.08 |
| 28 | WEST BENGAL | 50639.00 | 303933.00 | 354572.00 | 80.51 | 85000.00 | 376386.00 | 461386.00 | 80.71 | 100000.00 | 408299.00 | 508299.00 | 75.76 |
| 29 | TELANGANA | ... | ... | ... | ... | ... | ... | ... | ... | ... | ... | ... | ... |
| TOTAL STATES | | 150879.00 | 1672504.00 | 1823383.00 | 24.54 | 228753.00 | 3167617.00 | 3396370.00 | 34.66 | 393513.00 | 5989129.00 | 6382642.00 | 42.88 |
| 30 | A. & N. ISLANDS | ... | ... | ... | ... | ... | ... | ... | ... | ... | ... | ... | ... |
| 31 | CHANDIGARH | 2572.00 | 13741.00 | 16313.00 | 100.00 | 3000.00 | 15849.00 | 18849.00 | 100.00 | 3300.00 | 16358.00 | 19658.00 | 100.00 |
| 32 | DADRA & NAGAR HAVELI | ... | ... | ... | ... | ... | ... | ... | ... | ... | ... | ... | ... |
| 33 | DAMAN & DIU | ... | ... | ... | ... | ... | ... | ... | ... | ... | ... | ... | ... |
| 34 | DELHI | ... | ... | ... | ... | ... | ... | ... | ... | ... | ... | ... | ... |
| 35 | LAKSHADWEEP | ... | ... | ... | ... | ... | ... | ... | ... | ... | ... | ... | ... |
| 36 | PUDUCHERRY | 5431.00 | 0.00 | 5431.00 | 100.00 | 7897.00 | 0.00 | 7897.00 | 100.00 | 10033.00 | 0.00 | 10033.00 | 100.00 |
| TOTAL U.T. | | 8003.00 | 13741.00 | 21744.00 | 73.48 | 10897.00 | 15849.00 | 26746.00 | 73.51 | 13333.00 | 16358.00 | 29691.00 | 73.87 |
| TOTAL (STATE & UTs) | | 158882.00 | 1686245.00 | 1845127.00 | 24.73 | 239650.00 | 3183466.00 | 3423116.00 | 34.81 | 406846.00 | 6005487.00 | 6412333.00 | 42.96 |

.. NICNET ..

STATEMENT NO. (21): BUDGETED EXPENDITURE ON EDUCATION OF THE EDUCATION DEPARTMENTS ACCORDING TO HEADS OF CHARGES (REVENUE ACCOUNT) FOR 2012-2013 (ACTUAL)

(RUPEES IN THOUSANDS)

| STATE/ UNION TERRITORY | ELEMENTARY EDUCATION | | SECONDARY EDUCATION | | ADULT EDUCATION | | UNIV. & HIGHER EDU. | | TECHNICAL EDUCATION | | PHYSICAL EDUCATION | | GENERAL EDUCATION | | LANGUAGE DEVELOPMENT | | T O T A L |
|---------------------------------|----------------------|--------------|---------------------|--------------|-------------------|-------------|---------------------|--------------|---------------------|--------------|--------------------|-------------|--------------------|-------------|----------------------|-------------|----------------------|
| | TOTAL | % AGE | TOTAL | % AGE | TOTAL | % AGE | TOTAL | % AGE | TOTAL | % AGE | TOTAL | % AGE | TOTAL | % AGE | TOTAL | % AGE | |
| ANDHRA PRADESH | 61648734.00 | 39.51 | 61123557.00 | 39.17 | 207303.00 | 0.13 | 22616181.00 | 14.49 | 8355091.00 | 5.35 | 0.00 | ... | 1805473.00 | 1.16 | 288924.00 | 0.19 | 156045263.00 |
| ARUNACHAL PRADESH | 0.00 | ... | 1646807.00 | 93.59 | 56129.00 | 3.19 | 0.00 | ... | 0.00 | ... | 0.00 | ... | 56573.00 | 3.22 | 0.00 | ... | 1759509.00 |
| ASSAM | 36602680.00 | 52.99 | 19836904.00 | 28.72 | 232355.00 | 0.34 | 10739097.00 | 15.55 | 928376.00 | 1.34 | 0.00 | ... | 188354.00 | 0.27 | 550476.00 | 0.80 | 69078242.00 |
| BIHAR | 83446685.00 | 63.87 | 17612334.00 | 13.48 | 1818753.00 | 1.39 | 25644055.00 | 19.63 | 597642.00 | 0.46 | 0.00 | ... | 623918.00 | 0.48 | 914955.00 | 0.70 | 130658342.00 |
| CHHATTISGARH | 29474885.00 | 65.59 | 11266300.00 | 25.07 | 12320.00 | 0.03 | 3344673.00 | 7.44 | 482718.00 | 1.07 | 0.00 | ... | 330476.00 | 0.74 | 23891.00 | 0.05 | 44935263.00 |
| GOA | 1884880.00 | 21.14 | 5017783.00 | 56.29 | 15988.00 | 0.18 | 1306532.00 | 14.66 | 595705.00 | 6.68 | 0.00 | ... | 79062.00 | 0.89 | 14520.00 | 0.16 | 8914470.00 |
| GUJARAT | 74297878.00 | 58.67 | 34749412.00 | 27.44 | 27094.00 | 0.02 | 11362236.00 | 8.97 | 4405747.00 | 3.48 | 0.00 | ... | 1724278.00 | 1.36 | 78575.00 | 0.06 | 126645220.00 |
| HARYANA | 43911635.00 | 63.71 | 13858076.00 | 20.11 | 16040.00 | 0.02 | 8246767.00 | 11.97 | 2889342.00 | 4.19 | 0.00 | ... | 0.00 | ... | 0.00 | ... | 68921860.00 |
| HIMACHAL PRADESH | 18581093.00 | 56.86 | 10793382.00 | 33.03 | 0.00 | ... | 2889188.00 | 8.84 | 289705.00 | 0.89 | 0.00 | ... | 90658.00 | 0.28 | 35068.00 | 0.11 | 32679094.00 |
| JAMMU & KASHMIR | 10937639.00 | 39.88 | 11668193.00 | 42.55 | 0.00 | ... | 4088096.00 | 14.91 | 662894.00 | 2.42 | 0.00 | ... | 67423.00 | 0.25 | 0.00 | ... | 27424245.00 |
| JHARKHAND | 23024362.00 | 65.45 | 4700587.00 | 13.36 | 40000.00 | 0.11 | 6289945.00 | 17.88 | 852315.00 | 2.42 | 0.00 | ... | 0.00 | ... | 271543.00 | 0.77 | 35178752.00 |
| KARNATAKA | 74796325.00 | 52.71 | 42376084.00 | 29.86 | 219694.00 | 0.15 | 18569394.00 | 13.09 | 4838119.00 | 3.41 | 0.00 | ... | 817261.00 | 0.58 | 291957.00 | 0.21 | 141908834.00 |
| KERALA | 39248435.00 | 38.95 | 39027284.00 | 38.73 | 137400.00 | 0.14 | 15397563.00 | 15.28 | 5640701.00 | 5.60 | 0.00 | ... | 1209198.00 | 1.20 | 99464.00 | 0.10 | 100760045.00 |
| MADHYA PRADESH | 50370853.00 | 58.82 | 22983060.00 | 26.84 | 0.00 | ... | 8662151.00 | 10.12 | 2292232.00 | 2.68 | 0.00 | ... | 1243017.00 | 1.45 | 85221.00 | 0.10 | 85636534.00 |
| MAHARASHTRA | 137625108.00 | 43.47 | 126014126.00 | 39.80 | 191907.00 | 0.06 | 38244785.00 | 12.08 | 13707265.00 | 4.33 | 0.00 | ... | 807907.00 | 0.26 | 1037.00 | 0.00 | 316592135.00 |
| MANIPUR | 3291517.00 | 46.39 | 2176804.00 | 30.68 | 38837.00 | 0.55 | 1381249.00 | 19.47 | 86857.00 | 1.22 | 0.00 | ... | 110363.00 | 1.56 | 10045.00 | 0.14 | 7095672.00 |
| MEGHALAYA | 4507436.00 | 58.37 | 2033711.00 | 26.33 | 42577.00 | 0.55 | 851222.00 | 11.02 | 87272.00 | 1.13 | 0.00 | ... | 200082.00 | 2.59 | 245.00 | 0.00 | 7722545.00 |
| MIZORAM | 3111789.00 | 46.79 | 1708615.00 | 25.69 | 36300.00 | 0.55 | 1086973.00 | 16.35 | 81327.00 | 1.22 | 0.00 | ... | 117862.00 | 1.77 | 507236.00 | 7.63 | 6650102.00 |
| NAGALAND | 3935019.00 | 52.61 | 2762595.00 | 36.94 | 1484.00 | 0.02 | 657859.00 | 8.80 | 115846.00 | 1.55 | 0.00 | ... | 0.00 | ... | 6795.00 | 0.09 | 7479598.00 |
| ORISSA | 37961008.00 | 55.71 | 17928549.00 | 26.31 | 26080.00 | 0.04 | 10691265.00 | 15.69 | 1003615.00 | 1.47 | 0.00 | ... | 37080.00 | 0.05 | 493919.00 | 0.72 | 68141516.00 |
| PUNJAB | 15427951.00 | 23.86 | 39288520.00 | 60.77 | 3812.00 | 0.01 | 8167473.00 | 12.63 | 1369052.00 | 2.12 | 0.00 | ... | 262661.00 | 0.41 | 135293.00 | 0.21 | 64654762.00 |
| RAJASTHAN | 75527546.00 | 59.42 | 40174729.00 | 31.60 | 87227.00 | 0.07 | 8939984.00 | 7.03 | 987052.00 | 0.78 | 0.00 | ... | 231589.00 | 0.18 | 1167440.00 | 0.92 | 127115567.00 |
| SIKKIM | 564733.00 | 10.29 | 2381841.00 | 43.41 | 200.00 | 0.00 | 178422.00 | 3.25 | 14180.00 | 0.26 | 0.00 | ... | 2344865.00 | 42.74 | 2000.00 | 0.04 | 5486241.00 |
| TAMIL NADU | 66699321.00 | 38.31 | 67838299.00 | 38.96 | 11549.00 | 0.01 | 14253060.00 | 8.19 | 7822300.00 | 4.49 | 0.00 | ... | 17223644.00 | 9.89 | 269250.00 | 0.15 | 174117423.00 |
| TRIPURA | 3885857.00 | 40.15 | 4684016.00 | 48.39 | 339722.00 | 3.51 | 599049.00 | 6.19 | 80746.00 | 0.83 | 0.00 | ... | 62974.00 | 0.65 | 26761.00 | 0.28 | 9679125.00 |
| UTTARAKHAND | 16271286.00 | 45.08 | 16807495.00 | 46.57 | 0.00 | ... | 1831723.00 | 5.08 | 740589.00 | 2.05 | 0.00 | ... | 291403.00 | 0.81 | 148515.00 | 0.41 | 36091011.00 |
| UTTAR PRADESH | 167247005.00 | 64.45 | 73754584.00 | 28.42 | 0.00 | ... | 14665812.00 | 5.65 | 1507265.00 | 0.58 | 0.00 | ... | 746705.00 | 0.29 | 1566974.00 | 0.60 | 259488345.00 |
| WEST BENGAL | 62036381.00 | 38.06 | 76650834.00 | 47.03 | 160316.00 | 0.10 | 18128215.00 | 11.12 | 3325536.00 | 2.04 | 0.00 | ... | 2243853.00 | 1.38 | 440395.00 | 0.27 | 162985530.00 |
| TELANGANA | 0.00 | ... | 0.00 | ... | 0.00 | ... | 0.00 | ... | 0.00 | ... | 0.00 | ... | 0.00 | ... | 0.00 | ... | 0.00 |
| TOTAL STATES | 1146318041.00 | 50.19 | 770864481.00 | 33.75 | 3723087.00 | 0.16 | 258832969.00 | 11.33 | 63759489.00 | 2.79 | 0.00 | 0.00 | 32916679.00 | 1.44 | 7430499.00 | 0.33 | 2283845245.00 |
| A. & N. ISLANDS | 1920142.00 | 56.24 | 1071785.00 | 31.39 | 8386.00 | 0.25 | 205335.00 | 6.01 | 118773.00 | 3.48 | 0.00 | ... | 81738.00 | 2.39 | 7846.00 | 0.23 | 3414005.00 |
| CHANDIGARH | 1414700.00 | 35.06 | 887611.00 | 22.00 | 11431.00 | 0.28 | 1099397.00 | 27.24 | 571084.00 | 14.15 | 0.00 | ... | 34716.00 | 0.86 | 16313.00 | 0.40 | 4035252.00 |
| DADRA & NAGAR HAVELI | 636782.00 | 62.10 | 169348.00 | 16.52 | 988.00 | 0.10 | 150000.00 | 14.63 | 32748.00 | 3.19 | 0.00 | ... | 35478.00 | 3.46 | 0.00 | ... | 1025344.00 |
| DAMAN & DIU | 213733.00 | 34.21 | 293250.00 | 46.94 | 1243.00 | 0.20 | 42125.00 | 6.74 | 55725.00 | 8.92 | 0.00 | ... | 18687.00 | 2.99 | 0.00 | ... | 624763.00 |
| DELHI | 13464505.00 | 41.37 | 13989905.00 | 42.98 | 1039590.00 | 3.19 | 1287373.00 | 3.96 | 1727568.00 | 5.31 | 0.00 | ... | 1039519.00 | 3.19 | 0.00 | ... | 32548460.00 |
| LAKSHADWEEP | 0.00 | ... | 13182.00 | 1.36 | 0.00 | ... | 0.00 | ... | 0.00 | ... | 0.00 | ... | 956584.00 | 98.64 | 0.00 | ... | 969766.00 |
| PUDUCHERRY | 1737288.00 | 36.30 | 1680627.00 | 35.11 | 4299.00 | 0.09 | 700025.00 | 14.63 | 580938.00 | 12.14 | 0.00 | ... | 77775.00 | 1.62 | 5431.00 | 0.11 | 4786383.00 |
| TOTAL U. T. s | 19387150.00 | 40.90 | 18105708.00 | 38.19 | 1065937.00 | 2.25 | 3484255.00 | 7.35 | 3086836.00 | 6.51 | 0.00 | 0.00 | 2244497.00 | 4.73 | 29590.00 | 0.06 | 47403973.00 |
| TOTAL (STATES & UTs) | 1165705191.00 | 50.00 | 788970189.00 | 33.84 | 4789024.00 | 0.21 | 262317224.00 | 11.25 | 66846325.00 | 2.87 | 0.00 | 0.00 | 35161176.00 | 1.51 | 7460089.00 | 0.32 | 2331249218.00 |
| TOTAL CENTRE | 359287400.00 | 54.37 | 924565500.00 | 13.99 | 4685400.00 | 0.71 | 114464027.00 | 17.32 | 85092400.00 | 12.88 | 0.00 | ... | 1680109.00 | 0.25 | 3210357.00 | 0.49 | 660876193.00 |
| GRAND TOTAL | 1524992591.00 | 50.97 | 881426689.00 | 29.46 | 9474424.00 | 0.32 | 376781251.00 | 12.59 | 151938725.00 | 5.08 | 0.00 | 0.00 | 36841285.00 | 1.23 | 10670446.00 | 0.36 | 2992125411.00 |

..NICNET..

STATEMENT NO. (21 A) : BUDGETED EXPENDITURE ON EDUCATION ACCORDING TO HEADS OF CHARHES
(CAPITAL ACCOUNT) FOR 2012-2013 (ACTUALS)

(RUPEES IN THOUSANDS)

| SL NO | STATE/ UNION TERRITORY | ELEMENTARY EDUCATION | SECONDARY EDUCATION | ADULT EDUCATION | UNIV. & HIGHER EDUCATION | TECHNICAL EDUCATION | PHYSICAL EDUCATION | GENERAL EDUCATION | LANGUAGE DEVELOPMENT | T O T A L |
|---------------------|------------------------|----------------------|---------------------|-----------------|--------------------------|---------------------|--------------------|-------------------|----------------------|-------------|
| 1 | ANDHRA PRADESH | 100453.00 | 6905.00 | 0.00 | 143187.00 | 597698.00 | 0.00 | 0.00 | 0.00 | 848243.00 |
| 2 | ARUNACHAL PRADESH | 0.00 | 550570.00 | 0.00 | 0.00 | 0.00 | 0.00 | 0.00 | 0.00 | 550570.00 |
| 3 | ASSAM | 0.00 | 0.00 | 0.00 | 0.00 | 0.00 | 0.00 | 0.00 | 0.00 | 0.00 |
| 4 | BIHAR | 0.00 | 1866258.00 | 0.00 | 977425.00 | 406555.00 | 0.00 | 0.00 | 0.00 | 3250238.00 |
| 5 | CHHATTISGARH | 58684.00 | 723139.00 | 0.00 | 164054.00 | 171747.00 | 0.00 | 0.00 | 0.00 | 1117624.00 |
| 6 | GOA | 21766.00 | 95915.00 | 0.00 | 92028.00 | 52213.00 | 0.00 | 40804.00 | 0.00 | 302726.00 |
| 7 | GUJARAT | 4622124.00 | 722637.00 | 0.00 | 651228.00 | 2220096.00 | 0.00 | 956286.00 | 0.00 | 9172371.00 |
| 8 | HARYANA | 0.00 | 78675.00 | 0.00 | 977325.00 | 142305.00 | 0.00 | 0.00 | 0.00 | 1198305.00 |
| 9 | HIMACHAL PRADESH | 90546.00 | 357210.00 | 0.00 | 139496.00 | 497752.00 | 0.00 | 185384.00 | 0.00 | 1270388.00 |
| 10 | JAMMU & KASHMIR | 0.00 | 0.00 | 0.00 | 0.00 | 0.00 | 0.00 | 0.00 | 0.00 | 0.00 |
| 11 | JHARKHAND | 446.00 | 371500.00 | 0.00 | 0.00 | 352322.00 | 0.00 | 0.00 | 0.00 | 724268.00 |
| 12 | KARNATAKA | 45000.00 | 590369.00 | 0.00 | 1910474.00 | 564338.00 | 0.00 | 0.00 | 0.00 | 3110181.00 |
| 13 | KERALA | 11261.00 | 391324.00 | 0.00 | 158221.00 | 782649.00 | 0.00 | 0.00 | 0.00 | 1343455.00 |
| 14 | MADHYA PRADESH | 5500.00 | 223500.00 | 0.00 | 271689.00 | 163400.00 | 0.00 | 173000.00 | 0.00 | 837089.00 |
| 15 | MAHARASHTRA | 0.00 | 257758.00 | 0.00 | 195607.00 | 1178497.00 | 0.00 | 0.00 | 0.00 | 1631862.00 |
| 16 | MANIPUR | 54103.00 | 0.00 | 0.00 | 0.00 | 18543.00 | 0.00 | 0.00 | 0.00 | 72646.00 |
| 17 | MEGHALAYA | 8890.00 | 19323.00 | 0.00 | 0.00 | 1500.00 | 0.00 | 0.00 | 0.00 | 29713.00 |
| 18 | MIZORAM | 0.00 | 0.00 | 0.00 | 0.00 | 0.00 | 0.00 | 0.00 | 0.00 | 0.00 |
| 19 | NAGALAND | 0.00 | 0.00 | 0.00 | 0.00 | 8142.00 | 0.00 | 170100.00 | 0.00 | 178242.00 |
| 20 | ORISSA | 0.00 | 10620.00 | 0.00 | 0.00 | 309233.00 | 0.00 | 55804.00 | 0.00 | 375657.00 |
| 21 | PUNJAB | 509975.00 | 96841.00 | 0.00 | 381987.00 | 261771.00 | 0.00 | 435900.00 | 0.00 | 1686474.00 |
| 22 | RAJASTHAN | 0.00 | 11965.00 | 0.00 | 158043.00 | 216224.00 | 0.00 | 18391.00 | 0.00 | 404623.00 |
| 23 | SIKKIM | 98406.00 | 84773.00 | 0.00 | 60622.00 | 0.00 | 0.00 | 0.00 | 0.00 | 243801.00 |
| 24 | TAMIL NADU | 7250.00 | 1368094.00 | 0.00 | 332848.00 | 71434.00 | 0.00 | 0.00 | 0.00 | 1779626.00 |
| 25 | TRIPURA | 22713.00 | 335727.00 | 0.00 | 239252.00 | 68287.00 | 0.00 | 46622.00 | 0.00 | 712601.00 |
| 26 | UTTARAKHAND | 208900.00 | 1179603.00 | 0.00 | 411258.00 | 198998.00 | 0.00 | 0.00 | 0.00 | 1998759.00 |
| 27 | UTTAR PRADESH | 353425.00 | 1872968.00 | 0.00 | 921752.00 | 1299185.00 | 0.00 | 52292.00 | 0.00 | 4499622.00 |
| 28 | WEST BENGAL | 146847.00 | 1778779.00 | 0.00 | 268452.00 | 762386.00 | 0.00 | 49619.00 | 0.00 | 3006083.00 |
| 29 | TELANGANA | 0.00 | 0.00 | 0.00 | 0.00 | 0.00 | 0.00 | 0.00 | 0.00 | 0.00 |
| TOTAL STATES | | 6366289.00 | 12994453.00 | 0.00 | 8454948.00 | 10345275.00 | 0.00 | 2184202.00 | 0.00 | 40345167.00 |
| 30 | A. & N. ISLANDS | 57532.00 | 61279.00 | 0.00 | 20590.00 | 79788.00 | 0.00 | 3400.00 | 0.00 | 222589.00 |
| 31 | CHANDIGARH | 14900.00 | 221100.00 | 0.00 | 106838.00 | 44598.00 | 0.00 | 42553.00 | 0.00 | 429989.00 |
| 32 | DADRA & NAGAR HAVELI | 0.00 | 82500.00 | 0.00 | 0.00 | 23600.00 | 0.00 | 0.00 | 0.00 | 106100.00 |
| 33 | DAMAN & DIU | 0.00 | 0.00 | 0.00 | 0.00 | 2500.00 | 0.00 | 87299.00 | 0.00 | 89799.00 |
| 34 | DELHI | 0.00 | 1193821.00 | 0.00 | 1673138.00 | 76400.00 | 0.00 | 665053.00 | 0.00 | 3608412.00 |
| 35 | LAKSHADWEEP | 0.00 | 49203.00 | 0.00 | 58467.00 | 0.00 | 0.00 | 0.00 | 0.00 | 107670.00 |
| 36 | PUDUCHERRY | 18578.00 | 41227.00 | 0.00 | 15529.00 | 0.00 | 0.00 | 60652.00 | 0.00 | 135986.00 |
| TOTAL U.T.s | | 91010.00 | 1649130.00 | 0.00 | 1874562.00 | 226886.00 | 0.00 | 858957.00 | 0.00 | 4700545.00 |
| TOTAL (STATES & UT) | | 6457299.00 | 14643583.00 | 0.00 | 10329510.00 | 10572161.00 | 0.00 | 3043159.00 | 0.00 | 45045712.00 |

..NICNET..

STATEMENT NO. (21 B) : BUDGETED EXPENDITURE ON EDUCATION ACCORDING TO HEADS OF CHARHES
(LOAN AND ADVANCES ACCOUNT) FOR 2012-2013 (ACTUALS)

(RUPEES IN THOUSANDS)

| SL NO | STATE/ UNION TERRITORY | ELEMENTARY EDUCATION | SECONDARY EDUCATION | ADULT EDUCATION | UNIV. & HIGHER EDUCATION | TECHNICAL EDUCATION | PHYSICAL EDUCATION | GENERAL EDUCATION | LANGUAGE DEVELOPMENT | T O T A L |
|---------------------|------------------------|----------------------|---------------------|-----------------|--------------------------|---------------------|--------------------|-------------------|----------------------|-----------|
| 1 | ANDHRA PRADESH | 0.00 | 0.00 | 0.00 | 0.00 | 0.00 | 0.00 | 0.00 | 0.00 | 0.00 |
| 2 | ARUNACHAL PRADESH | 0.00 | 0.00 | 0.00 | 0.00 | 0.00 | 0.00 | 0.00 | 0.00 | 0.00 |
| 3 | ASSAM | 0.00 | 0.00 | 0.00 | 0.00 | 0.00 | 0.00 | 0.00 | 0.00 | 0.00 |
| 4 | BIHAR | 0.00 | 0.00 | 0.00 | 0.00 | 0.00 | 0.00 | 0.00 | 0.00 | 0.00 |
| 5 | CHHATTISGARH | 0.00 | 0.00 | 0.00 | 0.00 | 0.00 | 0.00 | 0.00 | 0.00 | 0.00 |
| 6 | GOA | 0.00 | 0.00 | 0.00 | 0.00 | 0.00 | 0.00 | 0.00 | 0.00 | 0.00 |
| 7 | GUJARAT | 0.00 | 0.00 | 0.00 | 0.00 | 0.00 | 0.00 | 0.00 | 0.00 | 0.00 |
| 8 | HARYANA | 0.00 | 0.00 | 0.00 | 0.00 | 0.00 | 0.00 | 0.00 | 0.00 | 0.00 |
| 9 | HIMACHAL PRADESH | 0.00 | 0.00 | 0.00 | 0.00 | 0.00 | 0.00 | 0.00 | 0.00 | 0.00 |
| 10 | JAMMU & KASHMIR | 0.00 | 0.00 | 0.00 | 0.00 | 0.00 | 0.00 | 0.00 | 0.00 | 0.00 |
| 11 | JHARKHAND | 0.00 | 0.00 | 0.00 | 0.00 | 0.00 | 0.00 | 0.00 | 0.00 | 0.00 |
| 12 | KARNATAKA | 0.00 | 0.00 | 0.00 | 0.00 | 0.00 | 0.00 | 0.00 | 0.00 | 0.00 |
| 13 | KERALA | 0.00 | 0.00 | 0.00 | 0.00 | 0.00 | 0.00 | 0.00 | 0.00 | 0.00 |
| 14 | MADHYA PRADESH | 0.00 | 0.00 | 0.00 | 40000.00 | 0.00 | 0.00 | 0.00 | 0.00 | 40000.00 |
| 15 | MAHARASHTRA | 0.00 | 0.00 | 0.00 | 0.00 | 0.00 | 0.00 | 0.00 | 0.00 | 0.00 |
| 16 | MANIPUR | 0.00 | 0.00 | 0.00 | 0.00 | 0.00 | 0.00 | 0.00 | 0.00 | 0.00 |
| 17 | MEGHALAYA | 0.00 | 0.00 | 0.00 | 0.00 | 0.00 | 0.00 | 0.00 | 0.00 | 0.00 |
| 18 | MIZORAM | 0.00 | 0.00 | 0.00 | 0.00 | 0.00 | 0.00 | 0.00 | 0.00 | 0.00 |
| 19 | NAGALAND | 0.00 | 0.00 | 0.00 | 0.00 | 0.00 | 0.00 | 0.00 | 0.00 | 0.00 |
| 20 | ORISSA | 0.00 | 0.00 | 0.00 | 10856.00 | 0.00 | 0.00 | 0.00 | 0.00 | 10856.00 |
| 21 | PUNJAB | 0.00 | 0.00 | 0.00 | 0.00 | 0.00 | 0.00 | 0.00 | 0.00 | 0.00 |
| 22 | RAJASTHAN | 0.00 | 0.00 | 0.00 | 180000.00 | 0.00 | 0.00 | 0.00 | 0.00 | 180000.00 |
| 23 | SIKKIM | 0.00 | 0.00 | 0.00 | 0.00 | 0.00 | 0.00 | 0.00 | 0.00 | 0.00 |
| 24 | TAMIL NADU | 0.00 | 0.00 | 0.00 | 0.00 | 0.00 | 0.00 | 0.00 | 0.00 | 0.00 |
| 25 | TRIPURA | 0.00 | 0.00 | 0.00 | 0.00 | 0.00 | 0.00 | 0.00 | 0.00 | 0.00 |
| 26 | UTTARAKHAND | 0.00 | 0.00 | 0.00 | 0.00 | 0.00 | 0.00 | 0.00 | 0.00 | 0.00 |
| 27 | UTTAR PRADESH | 0.00 | 0.00 | 0.00 | 0.00 | 0.00 | 0.00 | 0.00 | 0.00 | 0.00 |
| 28 | WEST BENGAL | 0.00 | 0.00 | 0.00 | 0.00 | 0.00 | 0.00 | 0.00 | 0.00 | 0.00 |
| 29 | TELANGANA | 0.00 | 0.00 | 0.00 | 0.00 | 0.00 | 0.00 | 0.00 | 0.00 | 0.00 |
| TOTAL STATES | | 0.00 | 0.00 | 0.00 | 230856.00 | 0.00 | 0.00 | 0.00 | 0.00 | 230856.00 |
| 30 | A. & N. ISLANDS | 0.00 | 0.00 | 0.00 | 0.00 | 0.00 | 0.00 | 0.00 | 0.00 | 0.00 |
| 31 | CHANDIGARH | 0.00 | 0.00 | 0.00 | 0.00 | 0.00 | 0.00 | 0.00 | 0.00 | 0.00 |
| 32 | DADRA & NAGAR HAVELI | 0.00 | 0.00 | 0.00 | 0.00 | 0.00 | 0.00 | 0.00 | 0.00 | 0.00 |
| 33 | DAMAN & DIU | 0.00 | 0.00 | 0.00 | 0.00 | 0.00 | 0.00 | 0.00 | 0.00 | 0.00 |
| 34 | DELHI | 0.00 | 0.00 | 0.00 | 0.00 | 200000.00 | 0.00 | 0.00 | 0.00 | 200000.00 |
| 35 | LAKSHADWEEP | 0.00 | 0.00 | 0.00 | 0.00 | 0.00 | 0.00 | 0.00 | 0.00 | 0.00 |
| 36 | PUDUCHERRY | 0.00 | 0.00 | 0.00 | 0.00 | 0.00 | 0.00 | 0.00 | 0.00 | 0.00 |
| TOTAL U.T.s | | 0.00 | 0.00 | 0.00 | 0.00 | 200000.00 | 0.00 | 0.00 | 0.00 | 200000.00 |
| TOTAL (STATES & UT) | | 0.00 | 0.00 | 0.00 | 230856.00 | 200000.00 | 0.00 | 0.00 | 0.00 | 430856.00 |

..NICNET..

STATEMENT NO. (22) : BUDGETED EXPENDITURE ON EDUCATION OF THE EDUCATION DEPARTMENTS ACCORDING TO HEADS OF CHARGES (REVENUE ACCOUNT) FOR 2013-2014 (REVISED ESTIMATES)

(RUPEES IN THOUSANDS)

| STATE/ UNION TERRITORY | ELEMENTARY EDUCATION | | SECONDARY EDUCATION | | ADULT EDUCATION | | UNIV. & HIGHER EDU. | | TECHNICAL EDUCATION | | PHYSICAL EDUCATION | | GENERAL EDUCATION | | LANGUAGE DEVELOPMENT | | T O T A L |
|---------------------------------|----------------------|--------------|----------------------|--------------|--------------------|-------------|---------------------|--------------|---------------------|--------------|--------------------|-------------|--------------------|-------------|----------------------|-------------|----------------------|
| | TOTAL | % AGE | TOTAL | % AGE | TOTAL | % AGE | TOTAL | % AGE | TOTAL | % AGE | TOTAL | % AGE | TOTAL | % AGE | TOTAL | % AGE | |
| ANDHRA PRADESH | 82873465.00 | 42.48 | 71491090.00 | 36.64 | 300619.00 | 0.15 | 27242633.00 | 13.96 | 10818800.00 | 5.55 | 0.00 | ... | 2023730.00 | 1.04 | 354971.00 | 0.18 | 195105308.00 |
| ARUNACHAL PRADESH | 4361049.00 | 66.45 | 1569404.00 | 23.91 | 51351.00 | 0.78 | 468797.00 | 7.14 | 47256.00 | 0.72 | 0.00 | ... | 65043.00 | 0.99 | 0.00 | ... | 6562900.00 |
| ASSAM | 51955911.00 | 52.50 | 27988469.00 | 28.28 | 310996.00 | 0.31 | 15051700.00 | 15.21 | 1686415.00 | 1.70 | 0.00 | ... | 329389.00 | 0.33 | 1636520.00 | 1.65 | 98959400.00 |
| BIHAR | 103064057.00 | 60.78 | 26536798.00 | 15.65 | 1945898.00 | 1.15 | 34445989.00 | 20.32 | 883538.00 | 0.52 | 0.00 | ... | 1440094.00 | 0.85 | 1240724.00 | 0.73 | 169557098.00 |
| CHHATTISGARH | 43858550.00 | 58.11 | 24501349.00 | 32.46 | 173570.00 | 0.23 | 5359149.00 | 7.10 | 979060.00 | 1.30 | 0.00 | ... | 573560.00 | 0.76 | 29121.00 | 0.04 | 75474359.00 |
| GOA | 2089709.00 | 21.08 | 5402915.00 | 54.49 | 16115.00 | 0.16 | 1552100.00 | 15.65 | 741330.00 | 7.48 | 0.00 | ... | 91712.00 | 0.92 | 21610.00 | 0.22 | 9915491.00 |
| GUJARAT | 84832469.00 | 59.40 | 38213768.00 | 26.76 | 23389.00 | 0.02 | 11361072.00 | 7.96 | 5293233.00 | 3.71 | 0.00 | ... | 2987025.00 | 2.09 | 94520.00 | 0.07 | 142805476.00 |
| HARYANA | 51566685.00 | 61.08 | 19406500.00 | 22.99 | 114290.00 | 0.14 | 9606446.00 | 11.38 | 3732980.00 | 4.42 | 0.00 | ... | 0.00 | ... | 0.00 | ... | 84426901.00 |
| HIMACHAL PRADESH | 22566935.00 | 58.77 | 12517918.00 | 32.60 | 6674.00 | 0.02 | 2716983.00 | 7.08 | 331585.00 | 0.86 | 0.00 | ... | 212760.00 | 0.55 | 43834.00 | 0.11 | 38396689.00 |
| JAMMU & KASHMIR | 12396811.00 | 37.89 | 14721653.00 | 44.99 | 0.00 | ... | 4571279.00 | 13.97 | 944790.00 | 2.89 | 0.00 | ... | 85222.00 | 0.26 | 0.00 | ... | 32719755.00 |
| JHARKHAND | 24623780.00 | 62.47 | 6869937.00 | 17.43 | 0.00 | ... | 6451257.00 | 16.37 | 1144172.00 | 2.90 | 0.00 | ... | 0.00 | ... | 325578.00 | 0.83 | 39414724.00 |
| KARNATAKA | 84704878.00 | 48.73 | 52315229.00 | 30.09 | 158132.00 | 0.09 | 24316876.00 | 13.99 | 6671714.00 | 3.84 | 0.00 | ... | 5374462.00 | 3.09 | 294612.00 | 0.17 | 173835903.00 |
| KERALA | 42626398.00 | 38.09 | 42862756.00 | 38.30 | 186001.00 | 0.17 | 18794050.00 | 16.79 | 6273603.00 | 5.61 | 0.00 | ... | 1058388.00 | 0.95 | 114538.00 | 0.10 | 111915734.00 |
| MADHYA PRADESH | 58460407.00 | 57.30 | 28808356.00 | 28.23 | 0.00 | ... | 11383422.00 | 11.16 | 2127782.00 | 2.09 | 0.00 | ... | 1128561.00 | 1.11 | 123212.00 | 0.12 | 102031740.00 |
| MAHARASHTRA | 150804356.00 | 41.88 | 138303439.00 | 38.41 | 194465.00 | 0.05 | 53650347.00 | 14.90 | 15489435.00 | 4.30 | 0.00 | ... | 1642367.00 | 0.46 | 1211.00 | 0.00 | 360085620.00 |
| MANIPUR | 3629203.00 | 48.40 | 2114843.00 | 28.21 | 66992.00 | 0.89 | 1451124.00 | 19.35 | 95429.00 | 1.27 | 0.00 | ... | 133464.00 | 1.78 | 6634.00 | 0.09 | 7497689.00 |
| MEGHALAYA | 4384462.00 | 52.22 | 2384547.00 | 28.40 | 48274.00 | 0.57 | 1102202.00 | 13.13 | 136700.00 | 1.63 | 0.00 | ... | 339315.00 | 4.04 | 400.00 | 0.00 | 8395900.00 |
| MIZORAM | 3844486.00 | 48.81 | 2022644.00 | 25.68 | 44570.00 | 0.57 | 1102770.00 | 14.00 | 86689.00 | 1.10 | 0.00 | ... | 156484.00 | 1.99 | 618135.00 | 7.85 | 7875778.00 |
| NAGALAND | 4337412.00 | 48.37 | 3597768.00 | 40.13 | 21.00 | ... | 913762.00 | 10.19 | 103836.00 | 1.16 | 0.00 | ... | 0.00 | ... | 13587.00 | 0.15 | 8966386.00 |
| ORISSA | 38625351.00 | 45.44 | 22501949.00 | 26.47 | 49029.00 | 0.06 | 22244640.00 | 26.17 | 930586.00 | 1.09 | 0.00 | ... | 208007.00 | 0.24 | 434966.00 | 0.51 | 84994528.00 |
| PUNJAB | 22256957.00 | 29.67 | 44901509.00 | 59.85 | 9000.00 | 0.01 | 6225795.00 | 8.30 | 1171316.00 | 1.56 | 0.00 | ... | 287025.00 | 0.38 | 165690.00 | 0.22 | 75017292.00 |
| RAJASTHAN | 89470533.00 | 55.26 | 58126657.00 | 35.90 | 347974.00 | 0.21 | 10864324.00 | 6.71 | 1376716.00 | 0.85 | 0.00 | ... | 321132.00 | 0.20 | 1404908.00 | 0.87 | 161912244.00 |
| SIKKIM | 132834.00 | 2.24 | 2588983.00 | 43.70 | 1000.00 | 0.02 | 173963.00 | 2.94 | 4936.00 | 0.08 | 0.00 | ... | 3021996.00 | 51.01 | 850.00 | 0.01 | 5924562.00 |
| TAMIL NADU | 76108899.00 | 38.68 | 75161073.00 | 38.20 | 14480.00 | 0.01 | 19042302.00 | 9.68 | 9833455.00 | 5.00 | 0.00 | ... | 16226759.00 | 8.25 | 374886.00 | 0.19 | 196761854.00 |
| TRIPURA | 4652308.00 | 39.23 | 5733072.00 | 48.35 | 383567.00 | 3.23 | 805235.00 | 6.79 | 161028.00 | 1.36 | 0.00 | ... | 88754.00 | 0.75 | 33742.00 | 0.28 | 11857706.00 |
| UTTARAKHAND | 19054489.00 | 43.62 | 20105632.00 | 46.03 | 0.00 | ... | 2244444.00 | 5.14 | 1664701.00 | 3.81 | 0.00 | ... | 380836.00 | 0.87 | 231641.00 | 0.53 | 43681743.00 |
| UTTAR PRADESH | 173986426.00 | 59.32 | 90044843.00 | 30.70 | 0.00 | ... | 24577652.00 | 8.38 | 2097057.00 | 0.72 | 0.00 | ... | 916246.00 | 0.31 | 1660179.00 | 0.57 | 293282403.00 |
| WEST BENGAL | 56596440.00 | 33.80 | 83239291.00 | 49.72 | 202276.00 | 0.12 | 19775820.00 | 11.81 | 4453249.00 | 2.66 | 0.00 | ... | 2587457.00 | 1.55 | 571649.00 | 0.34 | 167426182.00 |
| TELANGANA | 0.00 | ... | 0.00 | ... | 0.00 | ... | 0.00 | ... | 0.00 | ... | 0.00 | ... | 0.00 | ... | 0.00 | ... | 0.00 |
| TOTAL STATES | 1317865260.00 | 48.54 | 924032392.00 | 34.04 | 4648683.00 | 0.17 | 337496133.00 | 12.43 | 79281391.00 | 2.92 | 0.00 | 0.00 | 41679788.00 | 1.54 | 9797718.00 | 0.36 | 2714801365.00 |
| A. & N. ISLANDS | 2086715.00 | 55.09 | 1214560.00 | 32.06 | 9285.00 | 0.25 | 241166.00 | 6.37 | 129000.00 | 3.41 | 0.00 | ... | 97538.00 | 2.57 | 9636.00 | 0.25 | 3787900.00 |
| CHANDIGARH | 1457136.00 | 33.49 | 1048253.00 | 24.09 | 11964.00 | 0.27 | 1180702.00 | 27.14 | 594800.00 | 13.67 | 0.00 | ... | 39496.00 | 0.91 | 18849.00 | 0.43 | 4351200.00 |
| DADRA & NAGAR HAVELI | 641800.00 | 62.65 | 285518.00 | 27.87 | 1000.00 | 0.10 | 20000.00 | 1.95 | 36800.00 | 3.59 | 0.00 | ... | 39282.00 | 3.83 | 0.00 | ... | 1024400.00 |
| DAMAN & DIU | 249200.00 | 34.45 | 328300.00 | 45.39 | 1300.00 | 0.18 | 50700.00 | 7.01 | 68400.00 | 9.46 | 0.00 | ... | 25400.00 | 3.51 | 0.00 | ... | 723300.00 |
| DELHI | 14475886.00 | 40.00 | 15638805.00 | 43.22 | 1023627.00 | 2.83 | 1523125.00 | 4.21 | 2072722.00 | 5.73 | 0.00 | ... | 1453586.00 | 4.02 | 0.00 | ... | 36187751.00 |
| LAKSHADWEEP | 380000.00 | 42.08 | 7700.00 | 0.85 | 0.00 | ... | 0.00 | ... | 0.00 | ... | 0.00 | ... | 515300.00 | 57.07 | 0.00 | ... | 903000.00 |
| PUDUCHERRY | 1931126.00 | 34.49 | 1844328.00 | 32.94 | 5340.00 | 0.10 | 1093062.00 | 19.52 | 623180.00 | 11.13 | 0.00 | ... | 93990.00 | 1.68 | 7897.00 | 0.14 | 5598923.00 |
| TOTAL U.T.s | 21221863.00 | 40.36 | 20367464.00 | 38.74 | 1052516.00 | 2.00 | 4108755.00 | 7.81 | 3524902.00 | 6.70 | 0.00 | 0.00 | 2264592.00 | 4.31 | 36382.00 | 0.07 | 52576474.00 |
| TOTAL (STATES & UTs) | 1339087123.00 | 48.39 | 944399856.00 | 34.13 | 5701199.00 | 0.21 | 341604888.00 | 12.34 | 82806293.00 | 2.99 | 0.00 | 0.00 | 43944380.00 | 1.59 | 9834100.00 | 0.36 | 2767377839.00 |
| TOTAL CENTRE | 396219700.00 | 53.07 | 100745500.00 | 13.49 | 4847800.00 | 0.65 | 145757100.00 | 19.52 | 92434600.00 | 12.38 | 0.00 | ... | 2618500.00 | 0.35 | 4039800.00 | 0.54 | 746663000.00 |
| GRAND TOTAL | 1735306823.00 | 49.38 | 1045145356.00 | 29.74 | 10548999.00 | 0.30 | 487361988.00 | 13.87 | 175240893.00 | 4.99 | 0.00 | 0.00 | 46562880.00 | 1.33 | 13873900.00 | 0.39 | 3514040839.00 |

..NICNET..

STATEMENT NO. (22 A) : BUDGETED EXPENDITURE ON EDUCATION ACCORDING TO HEADS OF CHARHES
(CAPITAL ACCOUNT) FOR 2013-2014 (REVISED ESTIMATES)

(RUPEES IN THOUSANDS)

| SL NO | STATE/ UNION TERRITORY | ELEMENTARY EDUCATION | SECONDARY EDUCATION | ADULT EDUCATION | UNIV. & HIGHER EDUCATION | TECHNICAL EDUCATION | PHYSICAL EDUCATION | GENERAL EDUCATION | LANGUAGE DEVELOPMENT | T O T A L |
|---------------------|------------------------|----------------------|---------------------|-----------------|--------------------------|---------------------|--------------------|-------------------|----------------------|-------------|
| 1 | ANDHRA PRADESH | 70000.00 | 235000.00 | 0.00 | 438538.00 | 1352000.00 | 0.00 | 0.00 | 0.00 | 2725538.00 |
| 2 | ARUNACHAL PRADESH | 0.00 | 0.00 | 0.00 | 0.00 | 0.00 | 0.00 | 0.00 | 0.00 | 0.00 |
| 3 | ASSAM | 0.00 | 51000.00 | 0.00 | 0.00 | 0.00 | 0.00 | 0.00 | 0.00 | 51000.00 |
| 4 | BIHAR | 0.00 | 6358401.00 | 0.00 | 1750000.00 | 424837.00 | 0.00 | 0.00 | 0.00 | 8533238.00 |
| 5 | CHHATTISGARH | 34960.00 | 1825255.00 | 0.00 | 398900.00 | 850000.00 | 0.00 | 0.00 | 0.00 | 3109115.00 |
| 6 | GOA | 11296.00 | 14148.00 | 0.00 | 125000.00 | 246505.00 | 0.00 | 185837.00 | 0.00 | 582786.00 |
| 7 | GUJARAT | 7042846.00 | 997712.00 | 0.00 | 385826.00 | 1861995.00 | 0.00 | 1830662.00 | 0.00 | 12119041.00 |
| 8 | HARYANA | 0.00 | 332000.00 | 0.00 | 1220000.00 | 477000.00 | 0.00 | 0.00 | 0.00 | 2029000.00 |
| 9 | HIMACHAL PRADESH | 40600.00 | 279151.00 | 0.00 | 700196.00 | 401728.00 | 0.00 | 125380.00 | 0.00 | 1547055.00 |
| 10 | JAMMU & KASHMIR | 1622737.00 | 315192.00 | 0.00 | 10875.00 | 90000.00 | 0.00 | 0.00 | 0.00 | 2038804.00 |
| 11 | JHARKHAND | 80000.00 | 207935.00 | 0.00 | 0.00 | 660100.00 | 0.00 | 0.00 | 0.00 | 948035.00 |
| 12 | KARNATAKA | 170000.00 | 1510000.00 | 0.00 | 914900.00 | 812200.00 | 0.00 | 0.00 | 0.00 | 3407100.00 |
| 13 | KERALA | 8958.00 | 688061.00 | 0.00 | 377189.00 | 1441191.00 | 0.00 | 0.00 | 0.00 | 2515399.00 |
| 14 | MADHYA PRADESH | 5500.00 | 117082.00 | 0.00 | 305500.00 | 229103.00 | 0.00 | 161501.00 | 0.00 | 818686.00 |
| 15 | MAHARASHTRA | 0.00 | 950000.00 | 0.00 | 90668.00 | 1386385.00 | 0.00 | 0.00 | 0.00 | 2427053.00 |
| 16 | MANIPUR | 58575.00 | 11623.00 | 0.00 | 24424.00 | 92245.00 | 0.00 | 0.00 | 0.00 | 186867.00 |
| 17 | MEGHALAYA | 20000.00 | 24000.00 | 0.00 | 3000.00 | 2500.00 | 0.00 | 0.00 | 0.00 | 49500.00 |
| 18 | MIZORAM | 0.00 | 0.00 | 0.00 | 66666.00 | 0.00 | 0.00 | 0.00 | 0.00 | 66666.00 |
| 19 | NAGALAND | 0.00 | 0.00 | 0.00 | 70200.00 | 4150.00 | 0.00 | 154100.00 | 0.00 | 228450.00 |
| 20 | ORISSA | 0.00 | 223601.00 | 0.00 | 380001.00 | 784067.00 | 0.00 | 247601.00 | 0.00 | 1635270.00 |
| 21 | PUNJAB | 412583.00 | 3268800.00 | 0.00 | 23057.00 | 232688.00 | 0.00 | 387043.00 | 0.00 | 4324171.00 |
| 22 | RAJASTHAN | 22079.00 | 87537.00 | 0.00 | 74660.00 | 142622.00 | 0.00 | 58002.00 | 0.00 | 384900.00 |
| 23 | SIKKIM | 98401.00 | 106054.00 | 0.00 | 119901.00 | 0.00 | 0.00 | 0.00 | 0.00 | 324356.00 |
| 24 | TAMIL NADU | 8801.00 | 1513172.00 | 0.00 | 802416.00 | 889598.00 | 0.00 | 0.00 | 20000.00 | 3233987.00 |
| 25 | TRIPURA | 8475.00 | 901840.00 | 0.00 | 401381.00 | 326143.00 | 0.00 | 730.00 | 56809.00 | 1695378.00 |
| 26 | UTTARAKHAND | 312253.00 | 2153978.00 | 0.00 | 532500.00 | 663502.00 | 0.00 | 2096.00 | 13000.00 | 3677329.00 |
| 27 | UTTAR PRADESH | 86560.00 | 1741560.00 | 0.00 | 2251533.00 | 1616721.00 | 0.00 | 69939.00 | 0.00 | 5766313.00 |
| 28 | WEST BENGAL | 1752500.00 | 3350068.00 | 0.00 | 659200.00 | 2088743.00 | 0.00 | 569816.00 | 0.00 | 8420327.00 |
| 29 | TELANGANA | 0.00 | 0.00 | 0.00 | 0.00 | 0.00 | 0.00 | 0.00 | 0.00 | 0.00 |
| TOTAL STATES | | 12497124.00 | 27263170.00 | 0.00 | 12126531.00 | 17076023.00 | 0.00 | 3792707.00 | 89809.00 | 72845364.00 |
| 30 | A. & N. ISLANDS | 51000.00 | 61000.00 | 0.00 | 18700.00 | 78000.00 | 0.00 | 6700.00 | 0.00 | 215400.00 |
| 31 | CHANDIGARH | 10400.00 | 384800.00 | 0.00 | 82000.00 | 26900.00 | 0.00 | 22000.00 | 0.00 | 526100.00 |
| 32 | DADRA & NAGAR HAVELI | 0.00 | 52500.00 | 0.00 | 0.00 | 30600.00 | 0.00 | 0.00 | 0.00 | 83100.00 |
| 33 | DAMAN & DIU | 0.00 | 0.00 | 0.00 | 0.00 | 2500.00 | 0.00 | 160000.00 | 0.00 | 162500.00 |
| 34 | DELHI | 0.00 | 2084000.00 | 0.00 | 801100.00 | 1674000.00 | 0.00 | 884000.00 | 0.00 | 5443100.00 |
| 35 | LAKSHADWEEP | 0.00 | 100000.00 | 0.00 | 120000.00 | 0.00 | 0.00 | 0.00 | 0.00 | 220000.00 |
| 36 | PUDUCHERRY | 7450.00 | 17050.00 | 0.00 | 18900.00 | 0.00 | 0.00 | 98515.00 | 0.00 | 141915.00 |
| TOTAL U.T.s | | 68850.00 | 2699350.00 | 0.00 | 1040700.00 | 1812000.00 | 0.00 | 1171215.00 | 0.00 | 6792115.00 |
| TOTAL (STATES & UT) | | 12565974.00 | 29962520.00 | 0.00 | 13167231.00 | 18888023.00 | 0.00 | 4963922.00 | 89809.00 | 79637479.00 |

.. NICNET ..

STATEMENT NO. (22 B) : BUDGETED EXPENDITURE ON EDUCATION ACCORDING TO HEADS OF CHARGES
(LOAN AND ADVANCES ACCOUNT) FOR 2013-2014 (REVISED ESTIMATES)

(RUPEES IN THOUSANDS)

| SL NO | STATE/ UNION TERRITORY | ELEMENTARY EDUCATION | SECONDARY EDUCATION | ADULT EDUCATION | UNIV. & HIGHER EDUCATION | TECHNICAL EDUCATION | PHYSICAL EDUCATION | GENERAL EDUCATION | LANGUAGE DEVELOPMENT | T O T A L |
|---------------------|------------------------|----------------------|---------------------|-----------------|--------------------------|---------------------|--------------------|-------------------|----------------------|-----------|
| 1 | ANDHRA PRADESH | 0.00 | 0.00 | 0.00 | 0.00 | 0.00 | 0.00 | 0.00 | 0.00 | 0.00 |
| 2 | ARUNACHAL PRADESH | 0.00 | 0.00 | 0.00 | 0.00 | 0.00 | 0.00 | 0.00 | 0.00 | 0.00 |
| 3 | ASSAM | 0.00 | 800.00 | 0.00 | 1200.00 | 0.00 | 0.00 | 0.00 | 0.00 | 2000.00 |
| 4 | BIHAR | 0.00 | 0.00 | 0.00 | 0.00 | 0.00 | 0.00 | 0.00 | 0.00 | 0.00 |
| 5 | CHHATTISGARH | 0.00 | 0.00 | 0.00 | 0.00 | 0.00 | 0.00 | 0.00 | 0.00 | 0.00 |
| 6 | GOA | 0.00 | 0.00 | 0.00 | 0.00 | 0.00 | 0.00 | 0.00 | 0.00 | 0.00 |
| 7 | GUJARAT | 0.00 | 0.00 | 0.00 | 0.00 | 0.00 | 0.00 | 0.00 | 0.00 | 0.00 |
| 8 | HARYANA | 0.00 | 0.00 | 0.00 | 0.00 | 0.00 | 0.00 | 0.00 | 0.00 | 0.00 |
| 9 | HIMACHAL PRADESH | 0.00 | 0.00 | 0.00 | 0.00 | 0.00 | 0.00 | 0.00 | 0.00 | 0.00 |
| 10 | JAMMU & KASHMIR | 0.00 | 0.00 | 0.00 | 0.00 | 0.00 | 0.00 | 0.00 | 0.00 | 0.00 |
| 11 | JHARKHAND | 0.00 | 0.00 | 0.00 | 0.00 | 0.00 | 0.00 | 0.00 | 0.00 | 0.00 |
| 12 | KARNATAKA | 0.00 | 0.00 | 0.00 | 0.00 | 0.00 | 0.00 | 0.00 | 0.00 | 0.00 |
| 13 | KERALA | 0.00 | 0.00 | 0.00 | 0.00 | 0.00 | 0.00 | 0.00 | 0.00 | 0.00 |
| 14 | MADHYA PRADESH | 0.00 | 0.00 | 0.00 | 100000.00 | 0.00 | 0.00 | 0.00 | 0.00 | 100000.00 |
| 15 | MAHARASHTRA | 0.00 | 0.00 | 0.00 | 0.00 | 0.00 | 0.00 | 0.00 | 0.00 | 0.00 |
| 16 | MANIPUR | 0.00 | 0.00 | 0.00 | 0.00 | 0.00 | 0.00 | 0.00 | 0.00 | 0.00 |
| 17 | MEGHALAYA | 0.00 | 0.00 | 0.00 | 0.00 | 0.00 | 0.00 | 0.00 | 0.00 | 0.00 |
| 18 | MIZORAM | 0.00 | 0.00 | 0.00 | 0.00 | 0.00 | 0.00 | 0.00 | 0.00 | 0.00 |
| 19 | NAGALAND | 0.00 | 0.00 | 0.00 | 0.00 | 0.00 | 0.00 | 0.00 | 0.00 | 0.00 |
| 20 | ORISSA | 0.00 | 0.00 | 0.00 | 0.00 | 0.00 | 0.00 | 0.00 | 0.00 | 0.00 |
| 21 | PUNJAB | 0.00 | 0.00 | 0.00 | 0.00 | 0.00 | 0.00 | 0.00 | 0.00 | 0.00 |
| 22 | RAJASTHAN | 0.00 | 0.00 | 0.00 | 45001.00 | 0.00 | 0.00 | 0.00 | 0.00 | 45001.00 |
| 23 | SIKKIM | 0.00 | 0.00 | 0.00 | 0.00 | 0.00 | 0.00 | 0.00 | 0.00 | 0.00 |
| 24 | TAMIL NADU | 0.00 | 0.00 | 0.00 | 0.00 | 0.00 | 0.00 | 0.00 | 0.00 | 0.00 |
| 25 | TRIPURA | 0.00 | 0.00 | 0.00 | 0.00 | 0.00 | 0.00 | 0.00 | 0.00 | 0.00 |
| 26 | UTTARAKHAND | 0.00 | 0.00 | 0.00 | 0.00 | 0.00 | 0.00 | 0.00 | 0.00 | 0.00 |
| 27 | UTTAR PRADESH | 0.00 | 0.00 | 0.00 | 0.00 | 0.00 | 0.00 | 0.00 | 0.00 | 0.00 |
| 28 | WEST BENGAL | 0.00 | 0.00 | 0.00 | 0.00 | 0.00 | 0.00 | 0.00 | 0.00 | 0.00 |
| 29 | TELANGANA | 0.00 | 0.00 | 0.00 | 0.00 | 0.00 | 0.00 | 0.00 | 0.00 | 0.00 |
| TOTAL STATES | | 0.00 | 800.00 | 0.00 | 146201.00 | 0.00 | 0.00 | 0.00 | 0.00 | 147001.00 |
| 30 | A. & N. ISLANDS | 0.00 | 0.00 | 0.00 | 0.00 | 0.00 | 0.00 | 0.00 | 0.00 | 0.00 |
| 31 | CHANDIGARH | 0.00 | 0.00 | 0.00 | 0.00 | 0.00 | 0.00 | 0.00 | 0.00 | 0.00 |
| 32 | DADRA & NAGAR HAVELI | 0.00 | 0.00 | 0.00 | 0.00 | 0.00 | 0.00 | 0.00 | 0.00 | 0.00 |
| 33 | DAMAN & DIU | 0.00 | 0.00 | 0.00 | 0.00 | 0.00 | 0.00 | 0.00 | 0.00 | 0.00 |
| 34 | DELHI | 0.00 | 0.00 | 0.00 | 0.00 | 100000.00 | 0.00 | 0.00 | 0.00 | 100000.00 |
| 35 | LAKSHADWEEP | 0.00 | 0.00 | 0.00 | 0.00 | 0.00 | 0.00 | 0.00 | 0.00 | 0.00 |
| 36 | PUDUCHERRY | 0.00 | 0.00 | 0.00 | 0.00 | 0.00 | 0.00 | 0.00 | 0.00 | 0.00 |
| TOTAL U.T.s | | 0.00 | 0.00 | 0.00 | 0.00 | 100000.00 | 0.00 | 0.00 | 0.00 | 100000.00 |
| TOTAL (STATES & UT) | | 0.00 | 800.00 | 0.00 | 146201.00 | 100000.00 | 0.00 | 0.00 | 0.00 | 247001.00 |

.. NICNET ..

STATEMENT NO. (23) : BUDGETED EXPENDITURE ON EDUCATION OF THE EDUCATION DEPARTMENTS ACCORDING TO HEADS OF CHARGES (REVENUE ACCOUNT) FOR 2014-2015 (BUDGET ESTIMATES)

(RUPEES IN THOUSANDS)

| STATE/ UNION TERRITORY | ELEMENTARY EDUCATION | | SECONDARY EDUCATION | | ADULT EDUCATION | | UNIV. & HIGHER EDU. | | TECHNICAL EDUCATION | | PHYSICAL EDUCATION | | GENERAL EDUCATION | | LANGUAGE DEVELOPMENT | | T O T A L |
|---------------------------------|----------------------|--------------|----------------------|--------------|--------------------|-------------|---------------------|--------------|---------------------|--------------|--------------------|-------------|--------------------|-------------|----------------------|-------------|----------------------|
| | TOTAL | % AGE | TOTAL | % AGE | TOTAL | % AGE | TOTAL | % AGE | TOTAL | % AGE | TOTAL | % AGE | TOTAL | % AGE | TOTAL | % AGE | |
| ANDHRA PRADESH | 55725893.00 | 40.25 | 53186011.00 | 38.41 | 245206.00 | 0.18 | 21920599.00 | 15.83 | 5875709.00 | 4.24 | 0.00 | ... | 1252166.00 | 0.90 | 253611.00 | 0.18 | 138459195.00 |
| ARUNACHAL PRADESH | 10017299.00 | 78.18 | 1922920.00 | 15.01 | 53775.00 | 0.42 | 715568.00 | 5.58 | 53483.00 | 0.42 | 0.00 | ... | 49889.00 | 0.39 | 0.00 | ... | 12812934.00 |
| ASSAM | 75819448.00 | 57.04 | 36012554.00 | 27.09 | 315955.00 | 0.24 | 17531432.00 | 13.19 | 1390067.00 | 1.05 | 0.00 | ... | 278769.00 | 0.21 | 1579922.00 | 1.19 | 132928147.00 |
| BIHAR | 153691478.00 | 64.27 | 35575611.00 | 14.88 | 4751765.00 | 1.99 | 36836475.00 | 15.40 | 1329727.00 | 0.56 | 0.00 | ... | 1499893.00 | 0.63 | 5453414.00 | 2.28 | 239138633.00 |
| CHHATTISGARH | 46558607.00 | 58.34 | 28713668.00 | 35.98 | 74800.00 | 0.09 | 3048898.00 | 3.82 | 1272750.00 | 1.59 | 0.00 | ... | 109145.00 | 0.14 | 27297.00 | 0.03 | 79805165.00 |
| GOA | 2480803.00 | 22.23 | 5895484.00 | 52.82 | 19435.00 | 0.17 | 1736384.00 | 15.56 | 826829.00 | 7.41 | 0.00 | ... | 100752.00 | 0.90 | 102000.00 | 0.91 | 11161687.00 |
| GUJARAT | 101571581.00 | 62.88 | 40467646.00 | 25.05 | 28252.00 | 0.02 | 11341973.00 | 7.02 | 4860516.00 | 3.01 | 0.00 | ... | 3158217.00 | 1.96 | 103431.00 | 0.06 | 161531616.00 |
| HARYANA | 58412100.00 | 58.61 | 25100988.00 | 25.19 | 105642.00 | 0.11 | 11125356.00 | 11.16 | 4912000.00 | 4.93 | 0.00 | ... | 0.00 | ... | 0.00 | ... | 99656086.00 |
| HIMACHAL PRADESH | 24194011.00 | 58.42 | 13664430.00 | 32.99 | 3381.00 | 0.01 | 3001692.00 | 7.25 | 369535.00 | 0.89 | 0.00 | ... | 137358.00 | 0.33 | 45266.00 | 0.11 | 41415673.00 |
| JAMMU & KASHMIR | 16724216.00 | 41.86 | 16874946.00 | 42.24 | 0.00 | ... | 5222241.00 | 13.07 | 1037855.00 | 2.60 | 0.00 | ... | 92115.00 | 0.23 | 0.00 | ... | 39951373.00 |
| JHARKHAND | 38063213.00 | 66.32 | 7809252.00 | 13.61 | 0.00 | ... | 9553823.00 | 16.65 | 1603454.00 | 2.79 | 0.00 | ... | 0.00 | ... | 360857.00 | 0.63 | 57390599.00 |
| KARNATAKA | 105741706.00 | 52.21 | 59925318.00 | 29.59 | 133201.00 | 0.07 | 25964707.00 | 12.82 | 7219466.00 | 3.56 | 0.00 | ... | 3229137.00 | 1.59 | 298807.00 | 0.15 | 202512342.00 |
| KERALA | 49184404.00 | 36.66 | 52276684.00 | 38.97 | 185001.00 | 0.14 | 22861665.00 | 17.04 | 8329136.00 | 6.21 | 0.00 | ... | 1188264.00 | 0.89 | 134932.00 | 0.10 | 134160086.00 |
| MADHYA PRADESH | 80367019.00 | 59.87 | 37676163.00 | 28.07 | 0.00 | ... | 12082020.00 | 9.00 | 2588125.00 | 1.93 | 0.00 | ... | 1388035.00 | 1.03 | 132231.00 | 0.10 | 134233593.00 |
| MAHARASHTRA | 170455748.00 | 44.00 | 157119250.00 | 40.56 | 256375.00 | 0.07 | 41361665.00 | 10.68 | 16639384.00 | 4.30 | 0.00 | ... | 1530493.00 | 0.40 | 1296.00 | 0.00 | 387364211.00 |
| MANIPUR | 3830735.00 | 49.34 | 2128995.00 | 27.42 | 65825.00 | 0.85 | 1512512.00 | 19.48 | 96617.00 | 1.24 | 0.00 | ... | 122374.00 | 1.58 | 7437.00 | 0.10 | 7764495.00 |
| MEGHALAYA | 6045223.00 | 57.47 | 2714403.00 | 25.81 | 59653.00 | 0.57 | 1206471.00 | 11.47 | 142400.00 | 1.35 | 0.00 | ... | 350150.00 | 3.33 | 400.00 | 0.00 | 10518700.00 |
| MIZORAM | 5147351.00 | 58.29 | 1777177.00 | 20.13 | 44345.00 | 0.50 | 941385.00 | 10.66 | 83840.00 | 0.95 | 0.00 | ... | 222720.00 | 2.52 | 613409.00 | 6.95 | 8830227.00 |
| NAGALAND | 5256674.00 | 48.86 | 4415547.00 | 41.04 | 21.00 | 0.00 | 947962.00 | 8.81 | 114365.00 | 1.06 | 0.00 | ... | 0.00 | ... | 23649.00 | 0.22 | 10758218.00 |
| ORISSA | 53606078.00 | 52.37 | 29499766.00 | 28.82 | 23712.00 | 0.02 | 17130141.00 | 16.73 | 1075610.00 | 1.05 | 0.00 | ... | 554543.00 | 0.54 | 477062.00 | 0.47 | 102366912.00 |
| PUNJAB | 24184100.00 | 31.62 | 43911481.00 | 57.41 | 8000.00 | 0.01 | 6613320.00 | 8.65 | 1258899.00 | 1.65 | 0.00 | ... | 290617.00 | 0.38 | 215592.00 | 0.28 | 76482009.00 |
| RAJASTHAN | 109394583.00 | 56.78 | 68706695.00 | 35.66 | 531642.00 | 0.28 | 10647942.00 | 5.53 | 1485753.00 | 0.77 | 0.00 | ... | 379256.00 | 0.20 | 1528345.00 | 0.79 | 192674216.00 |
| SIKKIM | 213666.00 | 3.05 | 3271648.00 | 46.66 | 1000.00 | 0.01 | 206542.00 | 2.95 | 4700.00 | 0.07 | 0.00 | ... | 3314010.00 | 47.26 | 850.00 | 0.01 | 7012416.00 |
| TAMIL NADU | 82986160.00 | 38.08 | 87161968.00 | 40.00 | 14893.00 | 0.01 | 21747728.00 | 9.98 | 10884061.00 | 4.99 | 0.00 | ... | 14231500.00 | 6.53 | 888522.00 | 0.41 | 217914832.00 |
| TRIPURA | 5143876.00 | 39.37 | 6306054.00 | 48.27 | 425784.00 | 3.26 | 878235.00 | 6.72 | 176855.00 | 1.35 | 0.00 | ... | 97384.00 | 0.75 | 37213.00 | 0.28 | 13065401.00 |
| UTTARAKHAND | 21731858.00 | 43.93 | 22921068.00 | 46.33 | 0.00 | ... | 2799165.00 | 5.66 | 1326805.00 | 2.68 | 0.00 | ... | 442852.00 | 0.90 | 246496.00 | 0.50 | 49468244.00 |
| UTTAR PRADESH | 231813549.00 | 72.11 | 64165248.00 | 19.96 | 0.00 | ... | 20355147.00 | 6.33 | 2297099.00 | 0.71 | 0.00 | ... | 1154737.00 | 0.36 | 1664422.00 | 0.52 | 321450202.00 |
| WEST BENGAL | 79561784.00 | 37.88 | 100281650.00 | 47.74 | 223836.00 | 0.11 | 22205555.00 | 10.57 | 4245480.00 | 2.02 | 0.00 | ... | 2854421.00 | 1.36 | 670949.00 | 0.32 | 210043675.00 |
| TELANGANA | 21348066.00 | 38.94 | 22534281.00 | 41.10 | 65689.00 | 0.12 | 7773904.00 | 14.18 | 2735788.00 | 4.99 | 0.00 | ... | 347850.00 | 0.63 | 17071.00 | 0.03 | 54822646.00 |
| TOTAL STATES | 1639271229.00 | 51.95 | 1032016906.00 | 32.70 | 7637188.00 | 0.24 | 339270504.00 | 10.75 | 84236308.00 | 2.67 | 0.00 | 0.00 | 38376647.00 | 1.22 | 14884481.00 | 0.47 | 3155693263.00 |
| A. & N. ISLANDS | 2267593.00 | 53.54 | 1401050.00 | 33.08 | 9907.00 | 0.23 | 281998.00 | 6.66 | 146400.00 | 3.46 | 0.00 | ... | 117752.00 | 2.78 | 10500.00 | 0.25 | 4235200.00 |
| CHANDIGARH | 1672672.00 | 34.55 | 1196115.00 | 24.71 | 12828.00 | 0.26 | 1253391.00 | 25.89 | 645800.00 | 13.34 | 0.00 | ... | 40936.00 | 0.85 | 19658.00 | 0.41 | 4841400.00 |
| DADRA & NAGAR HAVELI | 767400.00 | 53.82 | 446155.00 | 31.29 | 1000.00 | 0.07 | 40000.00 | 2.81 | 94400.00 | 6.62 | 0.00 | ... | 76845.00 | 5.39 | 0.00 | ... | 1425800.00 |
| DAMAN & DIU | 335400.00 | 30.89 | 388800.00 | 35.80 | 1800.00 | 0.17 | 69700.00 | 6.42 | 213700.00 | 19.68 | 0.00 | ... | 76500.00 | 7.04 | 0.00 | ... | 1085900.00 |
| DELHI | 18987820.00 | 43.62 | 17220381.00 | 39.56 | 1243991.00 | 2.86 | 1592000.00 | 3.66 | 2891669.00 | 6.64 | 0.00 | ... | 1593649.00 | 3.66 | 0.00 | ... | 43529510.00 |
| LAKSHADWEEP | 0.00 | ... | 6800.00 | 0.59 | 0.00 | ... | 135000.00 | 11.69 | 0.00 | ... | 0.00 | ... | 1013400.00 | 87.73 | 0.00 | ... | 1155200.00 |
| PUDUCHERRY | 2126962.00 | 34.11 | 1984958.00 | 31.83 | 6380.00 | 0.10 | 1244725.00 | 19.96 | 714146.00 | 11.45 | 0.00 | ... | 148507.00 | 2.38 | 10033.00 | 0.16 | 6235711.00 |
| TOTAL U.T.s | 26157847.00 | 41.85 | 22644259.00 | 36.23 | 1275906.00 | 2.04 | 4616814.00 | 7.39 | 4706115.00 | 7.53 | 0.00 | 0.00 | 3067589.00 | 4.91 | 40191.00 | 0.06 | 62508721.00 |
| TOTAL (STATES & UTs) | 1665429076.00 | 51.75 | 1054661165.00 | 32.77 | 8913094.00 | 0.28 | 343887318.00 | 10.69 | 88942423.00 | 2.76 | 0.00 | 0.00 | 41444236.00 | 1.29 | 14924672.00 | 0.46 | 3218201984.00 |
| TOTAL CENTRE | 424462800.00 | 51.28 | 121040100.00 | 14.62 | 5648100.00 | 0.68 | 167242600.00 | 20.21 | 102173500.00 | 12.34 | 0.00 | ... | 3377100.00 | 0.41 | 3766800.00 | 0.46 | 827711000.00 |
| GRAND TOTAL | 2089891876.00 | 51.65 | 1175701265.00 | 29.06 | 14561194.00 | 0.36 | 511129918.00 | 12.63 | 191115923.00 | 4.72 | 0.00 | 0.00 | 44821336.00 | 1.11 | 18691472.00 | 0.46 | 4045912984.00 |

..NICNET..

STATEMENT NO. (23 A) : BUDGETED EXPENDITURE ON EDUCATION ACCORDING TO HEADS OF CHARHES
(CAPITAL ACCOUNT) FOR 2014-2015 (BUDGET ESTIMATES)

(RUPEES IN THOUSANDS)

| SL NO | STATE/ UNION TERRITORY | ELEMENTARY EDUCATION | SECONDARY EDUCATION | ADULT EDUCATION | UNIV. & HIGHER EDUCATION | TECHNICAL EDUCATION | PHYSICAL EDUCATION | GENERAL EDUCATION | LANGUAGE DEVELOPMENT | T O T A L |
|---------------------|------------------------|----------------------|---------------------|-----------------|--------------------------|---------------------|--------------------|-------------------|----------------------|--------------|
| 1 | ANDHRA PRADESH | 120000.00 | 60000.00 | 0.00 | 1044871.00 | 2115000.00 | 0.00 | 0.00 | 0.00 | 3339871.00 |
| 2 | ARUNACHAL PRADESH | 0.00 | 0.00 | 0.00 | 34203.00 | 0.00 | 0.00 | 0.00 | 0.00 | 34203.00 |
| 3 | ASSAM | 0.00 | 0.00 | 0.00 | 0.00 | 0.00 | 0.00 | 0.00 | 0.00 | 0.00 |
| 4 | BIHAR | 0.00 | 10115001.00 | 0.00 | 100.00 | 252101.00 | 0.00 | 0.00 | 0.00 | 10367202.00 |
| 5 | CHHATTISGARH | 16460.00 | 1411900.00 | 0.00 | 496000.00 | 660700.00 | 0.00 | 0.00 | 5000.00 | 2590060.00 |
| 6 | GOA | 45600.00 | 50600.00 | 0.00 | 125000.00 | 315670.00 | 0.00 | 225000.00 | 20000.00 | 781870.00 |
| 7 | GUJARAT | 17519085.00 | 3609035.00 | 0.00 | 647500.00 | 2204500.00 | 0.00 | 1434950.00 | 0.00 | 25415070.00 |
| 8 | HARYANA | 0.00 | 372300.00 | 0.00 | 1020000.00 | 700000.00 | 0.00 | 0.00 | 0.00 | 2092300.00 |
| 9 | HIMACHAL PRADESH | 31500.00 | 264500.00 | 0.00 | 202000.00 | 376434.00 | 0.00 | 172790.00 | 0.00 | 1047224.00 |
| 10 | JAMMU & KASHMIR | 1809525.00 | 1173581.00 | 0.00 | 10875.00 | 90000.00 | 0.00 | 0.00 | 0.00 | 3083981.00 |
| 11 | JHARKHAND | 90000.00 | 41000.00 | 0.00 | 0.00 | 1231000.00 | 0.00 | 0.00 | 0.00 | 1362000.00 |
| 12 | KARNATAKA | 95000.00 | 1450000.00 | 0.00 | 4446098.00 | 772450.00 | 0.00 | 0.00 | 0.00 | 6763548.00 |
| 13 | KERALA | 0.00 | 660000.00 | 0.00 | 492300.00 | 649000.00 | 0.00 | 0.00 | 0.00 | 1801300.00 |
| 14 | MADHYA PRADESH | 200000.00 | 125000.00 | 0.00 | 350101.00 | 319001.00 | 0.00 | 170001.00 | 0.00 | 1164103.00 |
| 15 | MAHARASHTRA | 0.00 | 935000.00 | 0.00 | 98280.00 | 1139517.00 | 0.00 | 0.00 | 0.00 | 2172797.00 |
| 16 | MANIPUR | 2315.00 | 615.00 | 0.00 | 24424.00 | 18000.00 | 0.00 | 0.00 | 0.00 | 45354.00 |
| 17 | MEGHALAYA | 20000.00 | 24000.00 | 0.00 | 3000.00 | 2000.00 | 0.00 | 0.00 | 0.00 | 49000.00 |
| 18 | MIZORAM | 0.00 | 0.00 | 0.00 | 90000.00 | 0.00 | 0.00 | 0.00 | 0.00 | 90000.00 |
| 19 | NAGALAND | 0.00 | 0.00 | 0.00 | 54200.00 | 0.00 | 0.00 | 133600.00 | 0.00 | 187800.00 |
| 20 | ORISSA | 80000.00 | 400000.00 | 0.00 | 400000.00 | 1049500.00 | 0.00 | 846823.00 | 0.00 | 2776323.00 |
| 21 | PUNJAB | 1117077.00 | 65685.00 | 0.00 | 50194.00 | 772200.00 | 0.00 | 1781956.00 | 0.00 | 3787112.00 |
| 22 | RAJASTHAN | 6803.00 | 158770.00 | 0.00 | 93617.00 | 260948.00 | 0.00 | 119368.00 | 0.00 | 639506.00 |
| 23 | SIKKIM | 81558.00 | 77710.00 | 0.00 | 142220.00 | 0.00 | 0.00 | 0.00 | 0.00 | 301488.00 |
| 24 | TAMIL NADU | 9601.00 | 2511003.00 | 0.00 | 827334.00 | 2094252.00 | 0.00 | 0.00 | 0.00 | 5442190.00 |
| 25 | TRIPURA | 144253.00 | 29368.00 | 0.00 | 363300.00 | 159900.00 | 0.00 | 700.00 | 624.00 | 698145.00 |
| 26 | UTTARAKHAND | 350843.00 | 1168316.00 | 0.00 | 456408.00 | 687502.00 | 0.00 | 5500.00 | 9000.00 | 2677569.00 |
| 27 | UTTAR PRADESH | 682695.00 | 6476125.00 | 0.00 | 2265006.00 | 3346499.00 | 0.00 | 1757874.00 | 0.00 | 14528199.00 |
| 28 | WEST BENGAL | 12455000.00 | 6779000.00 | 0.00 | 951100.00 | 3272400.00 | 0.00 | 1606500.00 | 0.00 | 25064000.00 |
| 29 | TELANGANA | 1217.00 | 40777.00 | 0.00 | 127431.00 | 220962.00 | 0.00 | 1565948.00 | 0.00 | 1956335.00 |
| TOTAL STATES | | 34878532.00 | 37999286.00 | 0.00 | 14815562.00 | 22709536.00 | 0.00 | 9821010.00 | 34624.00 | 120258550.00 |
| 30 | A. & N. ISLANDS | 69900.00 | 104400.00 | 0.00 | 99600.00 | 99000.00 | 0.00 | 5000.00 | 0.00 | 377900.00 |
| 31 | CHANDIGARH | 20000.00 | 250000.00 | 0.00 | 150000.00 | 45900.00 | 0.00 | 80000.00 | 0.00 | 545900.00 |
| 32 | DADRA & NAGAR HAVELI | 0.00 | 102500.00 | 0.00 | 0.00 | 50600.00 | 0.00 | 0.00 | 0.00 | 153100.00 |
| 33 | DAMAN & DIU | 0.00 | 0.00 | 0.00 | 0.00 | 2000.00 | 0.00 | 259200.00 | 0.00 | 261200.00 |
| 34 | DELHI | 0.00 | 2570000.00 | 0.00 | 1414000.00 | 120000.00 | 0.00 | 828000.00 | 0.00 | 4932000.00 |
| 35 | LAKSHADWEEP | 0.00 | 110000.00 | 0.00 | 120000.00 | 0.00 | 0.00 | 0.00 | 0.00 | 230000.00 |
| 36 | PUDUCHERRY | 7450.00 | 19300.00 | 0.00 | 18540.00 | 0.00 | 0.00 | 56827.00 | 0.00 | 102117.00 |
| TOTAL U. T. s | | 97350.00 | 3156200.00 | 0.00 | 1802140.00 | 317500.00 | 0.00 | 1229027.00 | 0.00 | 6602217.00 |
| TOTAL (STATES & UT) | | 34975882.00 | 41155486.00 | 0.00 | 16617702.00 | 23027036.00 | 0.00 | 11050037.00 | 34624.00 | 126860767.00 |

.. NICNET ..

STATEMENT NO. (23 B) : BUDGETED EXPENDITURE ON EDUCATION ACCORDING TO HEADS OF CHARGES
(LOAN AND ADVANCES ACCOUNT) FOR 2014-2015 (BUDGET ESTIMATES)

(RUPEES IN THOUSANDS)

| SL NO | STATE/ UNION TERRITORY | ELEMENTARY EDUCATION | SECONDARY EDUCATION | ADULT EDUCATION | UNIV. & HIGHER EDUCATION | TECHNICAL EDUCATION | PHYSICAL EDUCATION | GENERAL EDUCATION | LANGUAGE DEVELOPMENT | T O T A L |
|---------------------|------------------------|----------------------|---------------------|-----------------|--------------------------|---------------------|--------------------|-------------------|----------------------|-----------|
| 1 | ANDHRA PRADESH | 0.00 | 0.00 | 0.00 | 0.00 | 0.00 | 0.00 | 0.00 | 0.00 | 0.00 |
| 2 | ARUNACHAL PRADESH | 0.00 | 0.00 | 0.00 | 0.00 | 0.00 | 0.00 | 0.00 | 0.00 | 0.00 |
| 3 | ASSAM | 0.00 | 800.00 | 0.00 | 1200.00 | 0.00 | 0.00 | 0.00 | 0.00 | 2000.00 |
| 4 | BIHAR | 0.00 | 0.00 | 0.00 | 0.00 | 0.00 | 0.00 | 0.00 | 0.00 | 0.00 |
| 5 | CHHATTISGARH | 0.00 | 0.00 | 0.00 | 0.00 | 0.00 | 0.00 | 0.00 | 0.00 | 0.00 |
| 6 | GOA | 0.00 | 0.00 | 0.00 | 0.00 | 0.00 | 0.00 | 0.00 | 0.00 | 0.00 |
| 7 | GUJARAT | 0.00 | 0.00 | 0.00 | 0.00 | 0.00 | 0.00 | 0.00 | 0.00 | 0.00 |
| 8 | HARYANA | 0.00 | 0.00 | 0.00 | 0.00 | 0.00 | 0.00 | 0.00 | 0.00 | 0.00 |
| 9 | HIMACHAL PRADESH | 0.00 | 0.00 | 0.00 | 0.00 | 0.00 | 0.00 | 0.00 | 0.00 | 0.00 |
| 10 | JAMMU & KASHMIR | 0.00 | 0.00 | 0.00 | 0.00 | 0.00 | 0.00 | 0.00 | 0.00 | 0.00 |
| 11 | JHARKHAND | 0.00 | 0.00 | 0.00 | 0.00 | 0.00 | 0.00 | 0.00 | 0.00 | 0.00 |
| 12 | KARNATAKA | 0.00 | 0.00 | 0.00 | 0.00 | 0.00 | 0.00 | 0.00 | 0.00 | 0.00 |
| 13 | KERALA | 0.00 | 0.00 | 0.00 | 0.00 | 0.00 | 0.00 | 0.00 | 0.00 | 0.00 |
| 14 | MADHYA PRADESH | 0.00 | 0.00 | 0.00 | 50000.00 | 0.00 | 0.00 | 0.00 | 0.00 | 50000.00 |
| 15 | MAHARASHTRA | 0.00 | 0.00 | 0.00 | 0.00 | 0.00 | 0.00 | 0.00 | 0.00 | 0.00 |
| 16 | MANIPUR | 0.00 | 0.00 | 0.00 | 0.00 | 0.00 | 0.00 | 0.00 | 0.00 | 0.00 |
| 17 | MEGHALAYA | 0.00 | 0.00 | 0.00 | 0.00 | 0.00 | 0.00 | 0.00 | 0.00 | 0.00 |
| 18 | MIZORAM | 0.00 | 0.00 | 0.00 | 0.00 | 0.00 | 0.00 | 0.00 | 0.00 | 0.00 |
| 19 | NAGALAND | 0.00 | 0.00 | 0.00 | 0.00 | 0.00 | 0.00 | 0.00 | 0.00 | 0.00 |
| 20 | ORISSA | 0.00 | 0.00 | 0.00 | 0.00 | 0.00 | 0.00 | 0.00 | 0.00 | 0.00 |
| 21 | PUNJAB | 0.00 | 0.00 | 0.00 | 0.00 | 0.00 | 0.00 | 0.00 | 0.00 | 0.00 |
| 22 | RAJASTHAN | 0.00 | 0.00 | 0.00 | 3.00 | 0.00 | 0.00 | 0.00 | 0.00 | 3.00 |
| 23 | SIKKIM | 0.00 | 0.00 | 0.00 | 20000.00 | 0.00 | 0.00 | 0.00 | 0.00 | 20000.00 |
| 24 | TAMIL NADU | 0.00 | 0.00 | 0.00 | 0.00 | 0.00 | 0.00 | 0.00 | 0.00 | 0.00 |
| 25 | TRIPURA | 0.00 | 0.00 | 0.00 | 0.00 | 0.00 | 0.00 | 0.00 | 0.00 | 0.00 |
| 26 | UTTARAKHAND | 0.00 | 0.00 | 0.00 | 0.00 | 0.00 | 0.00 | 0.00 | 0.00 | 0.00 |
| 27 | UTTAR PRADESH | 0.00 | 0.00 | 0.00 | 0.00 | 0.00 | 0.00 | 0.00 | 0.00 | 0.00 |
| 28 | WEST BENGAL | 0.00 | 0.00 | 0.00 | 0.00 | 0.00 | 0.00 | 0.00 | 0.00 | 0.00 |
| 29 | TELANGANA | 0.00 | 0.00 | 0.00 | 0.00 | 0.00 | 0.00 | 0.00 | 0.00 | 0.00 |
| TOTAL STATES | | 0.00 | 800.00 | 0.00 | 71203.00 | 0.00 | 0.00 | 0.00 | 0.00 | 72003.00 |
| 30 | A. & N. ISLANDS | 0.00 | 0.00 | 0.00 | 0.00 | 0.00 | 0.00 | 0.00 | 0.00 | 0.00 |
| 31 | CHANDIGARH | 0.00 | 0.00 | 0.00 | 0.00 | 0.00 | 0.00 | 0.00 | 0.00 | 0.00 |
| 32 | DADRA & NAGAR HAVELI | 0.00 | 0.00 | 0.00 | 0.00 | 0.00 | 0.00 | 0.00 | 0.00 | 0.00 |
| 33 | DAMAN & DIU | 0.00 | 0.00 | 0.00 | 0.00 | 0.00 | 0.00 | 0.00 | 0.00 | 0.00 |
| 34 | DELHI | 0.00 | 0.00 | 0.00 | 0.00 | 700000.00 | 0.00 | 0.00 | 0.00 | 700000.00 |
| 35 | LAKSHADWEEP | 0.00 | 0.00 | 0.00 | 0.00 | 0.00 | 0.00 | 0.00 | 0.00 | 0.00 |
| 36 | PUDUCHERRY | 0.00 | 0.00 | 0.00 | 0.00 | 0.00 | 0.00 | 0.00 | 0.00 | 0.00 |
| TOTAL U.T.s | | 0.00 | 0.00 | 0.00 | 0.00 | 700000.00 | 0.00 | 0.00 | 0.00 | 700000.00 |
| TOTAL (STATES & UT) | | 0.00 | 800.00 | 0.00 | 71203.00 | 700000.00 | 0.00 | 0.00 | 0.00 | 772003.00 |

.. NICNET ..

STATEMENT NO. (24) : SECTOR-WISE PLAN & NON-PLAN ACTUAL EXPENDITURE OF EDUCATION DEPARTMENTS OF STATES/UNION TERRITORIES & CENTRE (REVENUE ACCOUNT) FOR 2012 - 2013 (ACTUALS)

(RUPEES IN CRORE)

| S.No. | SECTOR | P L A N | | | N O N - P L A N | | | T O T A L | | | %AGE OF PLAN EXP. | %AGE OF NON-PLAN EXP. | %AGE OF TOTAL |
|-------|-----------------------------|--------------|----------|----------|-----------------|----------|-----------|--------------|----------|-----------|-------------------|-----------------------|---------------|
| | | STATES/U.Ts. | CENTRE | TOTAL | STATES/U.Ts. | CENTRE | TOTAL | STATES/U.Ts. | CENTRE | TOTAL | | | |
| 1 | | 2 | 3 | 4 | 5 | 6 | 7 | 8 | 9 | 10 | 11 | 12 | 13 |
| 1 | ELEMENTARY EDUCATION | 21936.19 | 35922.31 | 57858.50 | 94634.33 | 6.43 | 94640.76 | 116570.52 | 35928.74 | 152499.26 | 60.77 | 46.39 | 50.97 |
| 2 | SECONDARY EDUCATION | 10562.31 | 6444.98 | 17007.29 | 68334.71 | 2800.67 | 71135.38 | 78897.02 | 9245.65 | 88142.67 | 17.86 | 34.87 | 29.46 |
| 3 | ADULT EDUCATION | 246.44 | 465.81 | 712.25 | 232.47 | 2.73 | 235.20 | 478.91 | 468.54 | 947.45 | 0.75 | 0.12 | 0.32 |
| 4 | UNIVERSITY/DL/SCHOLARSHIP | 2135.43 | 6525.27 | 8660.70 | 24096.30 | 4921.13 | 29017.43 | 26231.73 | 11446.40 | 37678.13 | 9.10 | 14.22 | 12.59 |
| 5 | TECHNICAL EDUCATION | 2576.36 | 5926.44 | 8502.80 | 4108.27 | 2582.80 | 6691.07 | 6684.63 | 8509.24 | 15193.87 | 8.93 | 3.28 | 5.08 |
| 6 | GENERAL EDUCATION PROGRAMME | 2126.94 | 47.42 | 2174.36 | 1389.18 | 120.59 | 1509.77 | 3516.12 | 168.01 | 3684.13 | 2.28 | 0.74 | 1.23 |
| 7 | LANGUAGE DEVELOPMENT | 67.64 | 227.36 | 295.00 | 678.37 | 93.67 | 772.04 | 746.01 | 321.03 | 1067.04 | 0.31 | 0.38 | 0.36 |
| | TOTAL | 39651.31 | 55559.59 | 95210.90 | 193473.63 | 10528.02 | 204001.65 | 233124.94 | 66087.61 | 299212.55 | 100.00 | 100.00 | 100.00 |

..NICNET..

STATEMENT NO. (25) : SECTOR-WISE PLAN & NON-PLAN REVISED ESTIMATES FOR EDUCATION DEPARTMENTS
OF STATES/UNION TERRITORIES AND CENTRE (REVENUE ACCOUNT) FOR . 2013 - 2014
(REVISED ESTIMATES)

(RUPEES IN CRORE)

| S.No. | SECTOR | P L A N | | | N O N - P L A N | | | T O T A L | | | %AGE OF PLAN EXP. | %AGE OF NON- -PLAN EXP. | %AGE OF TOTAL |
|-------|-----------------------------|--------------|----------|-----------|-----------------|----------|-----------|--------------|----------|-----------|----------------------|----------------------------|------------------|
| | | STATES/U.Ts. | CENTRE | TOTAL | STATES/U.Ts. | CENTRE | TOTAL | STATES/U.Ts. | CENTRE | TOTAL | | | |
| 1 | | 2 | 3 | 4 | 5 | 6 | 7 | 8 | 9 | 10 | 11 | 12 | 13 |
| 1 | ELEMENTARY EDUCATION | 26301.11 | 39614.31 | 65915.42 | 107607.60 | 7.66 | 107615.26 | 133908.71 | 39621.97 | 173530.68 | 56.77 | 45.74 | 49.38 |
| 2 | SECONDARY EDUCATION | 16877.24 | 7063.00 | 23940.24 | 77562.74 | 3011.55 | 80574.29 | 94439.98 | 10074.55 | 104514.53 | 20.62 | 34.24 | 29.74 |
| 3 | ADULT EDUCATION | 308.85 | 481.69 | 790.54 | 261.27 | 3.09 | 264.36 | 570.12 | 484.78 | 1054.90 | 0.68 | 0.11 | 0.30 |
| 4 | UNIVERSITY/DL/SCHOLARSHIP | 4556.83 | 7860.03 | 12416.86 | 29603.66 | 6715.68 | 36319.34 | 34160.49 | 14575.71 | 48736.20 | 10.69 | 15.44 | 13.87 |
| 5 | TECHNICAL EDUCATION | 3768.22 | 6437.67 | 10205.89 | 4512.41 | 2805.79 | 7318.20 | 8280.63 | 9243.46 | 17524.09 | 8.79 | 3.11 | 4.99 |
| 6 | GENERAL EDUCATION PROGRAMME | 2357.89 | 112.98 | 2470.87 | 2036.55 | 148.87 | 2185.42 | 4394.44 | 261.85 | 4656.29 | 2.13 | 0.93 | 1.33 |
| 7 | LANGUAGE DEVELOPMENT | 88.89 | 287.32 | 376.21 | 894.52 | 116.66 | 1011.18 | 983.41 | 403.98 | 1387.39 | 0.32 | 0.43 | 0.39 |
| | TOTAL | 54259.03 | 61857.00 | 116116.03 | 222478.75 | 12809.30 | 235288.05 | 276737.78 | 74666.30 | 351404.08 | 100.00 | 100.00 | 100.00 |

..NICNET..

STATEMENT NO. (26) : SECTOR-WISE PLAN & NON-PLAN BUDGET ESTIMATES FOR EDUCATION DEPARTMENTS
OF STATES/UNION TERRITORIES & CENTRE (REVENUE ACCOUNT) FOR 2014 - 2015
(BUDGET ESTIMATES)

(RUPEES IN CRORE)

| S.No. | SECTOR | P L A N | | | N O N - P L A N | | | T O T A L | | | %AGE OF PLAN EXP. | %AGE OF NON- -PLAN EXP. | %AGE OF TOTAL |
|-------|-----------------------------|-----------------|-----------------|------------------|------------------|-----------------|------------------|------------------|-----------------|------------------|----------------------|----------------------------|------------------|
| | | STATES/U.Ts. | CENTRE | TOTAL | STATES/U.Ts. | CENTRE | TOTAL | STATES/U.Ts. | CENTRE | TOTAL | | | |
| 1 | | 2 | 3 | 4 | 5 | 6 | 7 | 8 | 9 | 10 | 11 | 12 | 13 |
| 1 | ELEMENTARY EDUCATION | 42160.92 | 42438.00 | 84598.92 | 124381.99 | 8.28 | 124390.27 | 166542.91 | 42446.28 | 208989.19 | 60.87 | 46.83 | 51.65 |
| 2 | SECONDARY EDUCATION | 17218.73 | 8829.00 | 26047.73 | 88247.38 | 3275.01 | 91522.39 | 105466.11 | 12104.01 | 117570.12 | 18.74 | 34.46 | 29.06 |
| 3 | ADULT EDUCATION | 594.55 | 561.00 | 1155.55 | 296.76 | 3.81 | 300.57 | 891.31 | 564.81 | 1456.12 | 0.83 | 0.11 | 0.36 |
| 4 | UNIVERSITY/DL/SCHOLARSHIP | 4110.03 | 9349.03 | 13459.06 | 30278.70 | 7375.23 | 37653.93 | 34388.73 | 16724.26 | 51112.99 | 9.68 | 14.18 | 12.63 |
| 5 | TECHNICAL EDUCATION | 3602.50 | 7138.97 | 10741.47 | 5291.74 | 3078.38 | 8370.12 | 8894.24 | 10217.35 | 19111.59 | 7.73 | 3.15 | 4.72 |
| 6 | GENERAL EDUCATION PROGRAMME | 2467.03 | 163.00 | 2630.03 | 1677.39 | 174.71 | 1852.10 | 4144.42 | 337.71 | 4482.13 | 1.89 | 0.70 | 1.11 |
| 7 | LANGUAGE DEVELOPMENT | 107.55 | 249.00 | 356.55 | 1384.92 | 127.68 | 1512.60 | 1492.47 | 376.68 | 1869.15 | 0.26 | 0.57 | 0.46 |
| | TOTAL | 70261.31 | 68728.00 | 138989.31 | 251558.88 | 14043.10 | 265601.98 | 321820.19 | 82771.10 | 404591.29 | 100.00 | 100.00 | 100.00 |

..NICNET..

STATEMENT NO (27) : BUDGETED EXPENDITURE ON EDUCATION DEPARTMENTS (CAPITAL ACCOUNT)
FOR 2012-13 (ACTUALS)

(RUPEES IN THOUSANDS)

| S.NO. | STATE/ UNION TERRITORY | CAPITAL EXP. ON EDU. OUT- SIDE REVENUE ACCOUNT | TOTAL CAPITAL EXP. OUT-SIDE REVENUE ACCOUNT | %AGE OF COL. (2) TO COL. (3) | LOANS FOR EDUCATION | TOTAL LOANS & ADVANCES | %AGE OF COL. (5) TO COL. (6) |
|-----------------------|---------------------------|---|--|---------------------------------------|------------------------|---------------------------|---------------------------------------|
| 1 | 2 | 3 | 4 | 5 | 6 | 7 | |
| 1 | ANDHRA PRADESH | 848243.00 | 151488300.00 | 0.56 | ... | 33922100.00 | 0.00 |
| 2 | ARUNACHAL PRADESH | 550570.00 | 12062800.00 | 4.56 | ... | 34100.00 | 0.00 |
| 3 | ASSAM | ... | 26172700.00 | 0.00 | ... | 4606500.00 | 0.00 |
| 4 | BIHAR | 3250238.00 | 95845200.00 | 3.39 | ... | 20859500.00 | 0.00 |
| 5 | CHHATTISGARH | 1117624.00 | 49193300.00 | 2.27 | ... | 18887900.00 | 0.00 |
| 6 | GOA | 302726.00 | 9420700.00 | 3.21 | ... | 39300.00 | 0.00 |
| 7 | GUJARAT | 9172371.00 | 212265300.00 | 4.32 | ... | 8822500.00 | 0.00 |
| 8 | HARYANA | 1198305.00 | 57618500.00 | 2.08 | ... | 5219800.00 | 0.00 |
| 9 | HIMACHAL PRADESH | 1270388.00 | 19548000.00 | 6.50 | ... | 4685800.00 | 0.00 |
| 10 | JAMMU & KASHMIR | ... | 52240300.00 | 0.00 | ... | 934000.00 | 0.00 |
| 11 | JHARKHAND | 724268.00 | 42181100.00 | 1.72 | ... | 6008200.00 | 0.00 |
| 12 | KARNATAKA | 3110181.00 | 154784700.00 | 2.01 | ... | 11023800.00 | 0.00 |
| 13 | KERALA | 1343455.00 | 46032900.00 | 2.92 | ... | 11361400.00 | 0.00 |
| 14 | MADHYA PRADESH | 837089.00 | 115668900.00 | 0.72 | 40000.00 | 53782500.00 | 0.07 |
| 15 | MAHARASHTRA | 1631862.00 | 173979800.00 | 0.94 | ... | 14159400.00 | 0.00 |
| 16 | MANIPUR | 72646.00 | 15015600.00 | 0.48 | ... | 33000.00 | 0.00 |
| 17 | MEGHALAYA | 29713.00 | 9283400.00 | 0.32 | ... | 270200.00 | 0.00 |
| 18 | MIZORAM | ... | 6075500.00 | 0.00 | ... | 302500.00 | 0.00 |
| 19 | NAGALAND | 178242.00 | 12551800.00 | 1.42 | ... | 21600.00 | 0.00 |
| 20 | ORISSA | 375657.00 | 56221800.00 | 0.67 | 10856.00 | 2160200.00 | 0.50 |
| 21 | PUNJAB | 1686474.00 | 19158200.00 | 8.80 | ... | 1975300.00 | 0.00 |
| 22 | RAJASTHAN | 404623.00 | 106835800.00 | 0.38 | 180000.00 | 24118400.00 | 0.75 |
| 23 | SIKKIM | 243801.00 | 8423500.00 | 2.89 | ... | 51100.00 | 0.00 |
| 24 | TAMIL NADU | 1779626.00 | 145676700.00 | 1.22 | ... | 47691500.00 | 0.00 |
| 25 | TRIPURA | 712601.00 | 14831900.00 | 4.80 | ... | 189300.00 | 0.00 |
| 26 | UTTARAKHAND | 1998759.00 | 35421000.00 | 5.64 | ... | 5725700.00 | 0.00 |
| 27 | UTTAR PRADESH | 4499622.00 | 238342900.00 | 1.89 | ... | 10032500.00 | 0.00 |
| 28 | WEST BENGAL | 3006083.00 | 45473000.00 | 6.61 | ... | 10640300.00 | 0.00 |
| 29 | TELANGANA | ... | ... | 0.00 | ... | ... | 0.00 |
| TOTAL (STATES) | | 40345167.00 | 1931813600.00 | 2.09 | 230856.00 | 297558400.00 | 0.08 |
| 30 | A. & N. ISLANDS | 222589.00 | 4693463.00 | 4.74 | ... | ... | 0.00 |
| 31 | CHANDIGARH | 429989.00 | 3519637.00 | 12.22 | ... | ... | 0.00 |
| 32 | DADRA & NAGAR HAVELI | 106100.00 | 2333684.00 | 4.55 | ... | ... | 0.00 |
| 33 | DAMAN & DIU | 89799.00 | 2247761.00 | 4.00 | ... | ... | 0.00 |
| 34 | DELHI | 3608412.00 | 41766400.00 | 8.64 | 200000.00 | 37348200.00 | 0.54 |
| 35 | LAKSHADWEEP | 107670.00 | 1280029.00 | 8.41 | ... | ... | 0.00 |
| 36 | PUDUCHERRY | 135986.00 | 3152900.00 | 4.31 | ... | 14500.00 | 0.00 |
| TOTAL (U.T.s) | | 4700545.00 | 58993874.00 | 7.97 | 200000.00 | 37362700.00 | 0.54 |
| TOTAL (STATES & U.T.) | | 45045712.00 | 1990807474.00 | 2.26 | 430856.00 | 334921100.00 | 0.13 |

..NICNET..

STATEMENT NO (28) : BUDGETED EXPENDITURE ON EDUCATION DEPARTMENTS (CAPITAL ACCOUNT)
FOR 2013-14 (REVISED ESTIMATE)

(RUPEES IN THOUSANDS)

| S.NO. | STATE/ UNION TERRITORY | CAPITAL EXP. ON EDU. OUT- SIDE REVENUE ACCOUNT | TOTAL CAPITAL EXP. OUT-SIDE REVENUE ACCOUNT | %AGE OF COL. (2) TO COL. (3) | LOANS FOR EDUCATION | TOTAL LOANS & ADVANCES | %AGE OF COL. (5) TO COL. (6) |
|-----------------------|---------------------------|---|--|---------------------------------------|------------------------|---------------------------|---------------------------------------|
| 1 | 2 | 3 | 4 | 5 | 6 | 7 | |
| 1 | ANDHRA PRADESH | 2725538.00 | 212785000.00 | 1.28 | ... | 46940900.00 | 0.00 |
| 2 | ARUNACHAL PRADESH | ... | 32923100.00 | 0.00 | ... | 203200.00 | 0.00 |
| 3 | ASSAM | 51000.00 | 76898800.00 | 0.07 | 2000.00 | 27782200.00 | 0.01 |
| 4 | BIHAR | 8533238.00 | 193040600.00 | 4.42 | ... | 16362200.00 | 0.00 |
| 5 | CHHATTISGARH | 3109115.00 | 59943500.00 | 5.19 | ... | 16724700.00 | 0.00 |
| 6 | GOA | 582786.00 | 18051200.00 | 3.23 | ... | 89200.00 | 0.00 |
| 7 | GUJARAT | 12119041.00 | 251605900.00 | 4.82 | ... | 7550100.00 | 0.00 |
| 8 | HARYANA | 2029000.00 | 54089900.00 | 3.75 | ... | 8904500.00 | 0.00 |
| 9 | HIMACHAL PRADESH | 1547055.00 | 20146200.00 | 7.68 | ... | 5384200.00 | 0.00 |
| 10 | JAMMU & KASHMIR | 2038804.00 | 70806000.00 | 2.88 | ... | 1330000.00 | 0.00 |
| 11 | JHARKHAND | 948035.00 | 62696300.00 | 1.51 | ... | 7625600.00 | 0.00 |
| 12 | KARNATAKA | 3407100.00 | 177817000.00 | 1.92 | ... | 4141200.00 | 0.00 |
| 13 | KERALA | 2515399.00 | 59006200.00 | 4.26 | ... | 11880400.00 | 0.00 |
| 14 | MADHYA PRADESH | 818686.00 | 124449200.00 | 0.66 | 100000.00 | 61654400.00 | 0.16 |
| 15 | MAHARASHTRA | 2427053.00 | 226044200.00 | 1.07 | ... | 18181900.00 | 0.00 |
| 16 | MANIPUR | 186867.00 | 18074600.00 | 1.03 | ... | 16600.00 | 0.00 |
| 17 | MEGHALAYA | 49500.00 | 17742800.00 | 0.28 | ... | 283700.00 | 0.00 |
| 18 | MIZORAM | 66666.00 | 9679500.00 | 0.69 | ... | 559500.00 | 0.00 |
| 19 | NAGALAND | 228450.00 | 14229400.00 | 1.61 | ... | 47100.00 | 0.00 |
| 20 | ORISSA | 1635270.00 | 78614100.00 | 2.08 | ... | 2534100.00 | 0.00 |
| 21 | PUNJAB | 4324171.00 | 42325400.00 | 10.22 | ... | 1778900.00 | 0.00 |
| 22 | RAJASTHAN | 384900.00 | 153545500.00 | 0.25 | 45001.00 | 7874000.00 | 0.57 |
| 23 | SIKKIM | 324356.00 | 13948500.00 | 2.33 | ... | 104000.00 | 0.00 |
| 24 | TAMIL NADU | 3233987.00 | 197630800.00 | 1.64 | ... | 28991300.00 | 0.00 |
| 25 | TRIPURA | 1695378.00 | 21113900.00 | 8.03 | ... | 201200.00 | 0.00 |
| 26 | UTTARAKHAND | 3677329.00 | 52664700.00 | 6.98 | ... | 2164100.00 | 0.00 |
| 27 | UTTAR PRADESH | 5766313.00 | 300528200.00 | 1.92 | ... | 17797000.00 | 0.00 |
| 28 | WEST BENGAL | 8420327.00 | 92334300.00 | 9.12 | ... | 8839600.00 | 0.00 |
| 29 | TELANGANA | ... | ... | 0.00 | ... | ... | 0.00 |
| TOTAL (STATES) | | 72845364.00 | 2652734800.00 | 2.75 | 147001.00 | 305945800.00 | 0.05 |
| 30 | A. & N. ISLANDS | 215400.00 | 4002500.00 | 5.38 | ... | ... | 0.00 |
| 31 | CHANDIGARH | 526100.00 | 3892800.00 | 13.51 | ... | ... | 0.00 |
| 32 | DADRA & NAGAR HAVELI | 83100.00 | 1976400.00 | 4.20 | ... | ... | 0.00 |
| 33 | DAMAN & DIU | 162500.00 | 2742800.00 | 5.92 | ... | ... | 0.00 |
| 34 | DELHI | 5443100.00 | 48892200.00 | 11.13 | 100000.00 | 56940000.00 | 0.18 |
| 35 | LAKSHADWEEP | 220000.00 | 2411400.00 | 9.12 | ... | ... | 0.00 |
| 36 | PUDUCHERRY | 141915.00 | 5781600.00 | 2.45 | ... | 13000.00 | 0.00 |
| TOTAL (U.T.s) | | 6792115.00 | 69699700.00 | 9.74 | 100000.00 | 56953000.00 | 0.18 |
| TOTAL (STATES & U.T.) | | 79637479.00 | 2722434500.00 | 2.93 | 247001.00 | 362898800.00 | 0.07 |

..NICNET..

STATEMENT NO (29) : BUDGETED EXPENDITURE ON EDUCATION DEPARTMENTS (CAPITAL ACCOUNT)
FOR 2014-15 (BUDGET ESTIMATE)

(RUPEES IN THOUSANDS)

| S.NO. | STATE/ UNION TERRITORY | CAPITAL EXP. ON EDU. OUT- SIDE REVENUE ACCOUNT | TOTAL CAPITAL EXP. OUT-SIDE REVENUE ACCOUNT | %AGE OF COL. (2) TO COL. (3) | LOANS FOR EDUCATION | TOTAL LOANS & ADVANCES | %AGE OF COL. (5) TO COL. (6) |
|-------|---------------------------|---|--|---------------------------------------|------------------------|---------------------------|---------------------------------------|
| 1 | 2 | 3 | 4 | 5 | 6 | 7 | |
| 1 | ANDHRA PRADESH | 3339871.00 | 70697500.00 | 4.72 | ... | 8525400.00 | 0.00 |
| 2 | ARUNACHAL PRADESH | 34203.00 | 21435000.00 | 0.16 | ... | 44000.00 | 0.00 |
| 3 | ASSAM | ... | 74591600.00 | 0.00 | 2000.00 | 5935400.00 | 0.03 |
| 4 | BIHAR | 10367202.00 | 211513500.00 | 4.90 | ... | 4064900.00 | 0.00 |
| 5 | CHHATTISGARH | 2590060.00 | 83472700.00 | 3.10 | ... | 1718500.00 | 0.00 |
| 6 | GOA | 781870.00 | 18312700.00 | 4.27 | ... | 158000.00 | 0.00 |
| 7 | GUJARAT | 25415070.00 | 290694600.00 | 8.74 | ... | 7218800.00 | 0.00 |
| 8 | HARYANA | 2092300.00 | 57471100.00 | 3.64 | ... | 10014000.00 | 0.00 |
| 9 | HIMACHAL PRADESH | 1047224.00 | 19517700.00 | 5.37 | ... | 3670300.00 | 0.00 |
| 10 | JAMMU & KASHMIR | 3083981.00 | 89523300.00 | 3.44 | ... | 1385000.00 | 0.00 |
| 11 | JHARKHAND | 1362000.00 | 82240300.00 | 1.66 | ... | 6994300.00 | 0.00 |
| 12 | KARNATAKA | 6763548.00 | 200137900.00 | 3.38 | ... | 4766000.00 | 0.00 |
| 13 | KERALA | 1801300.00 | 66363800.00 | 2.71 | ... | 8035900.00 | 0.00 |
| 14 | MADHYA PRADESH | 1164103.00 | 141433600.00 | 0.82 | 50000.00 | 38838200.00 | 0.13 |
| 15 | MAHARASHTRA | 2172797.00 | 269153200.00 | 0.81 | ... | 9826000.00 | 0.00 |
| 16 | MANIPUR | 45354.00 | 17393300.00 | 0.26 | ... | 122000.00 | 0.00 |
| 17 | MEGHALAYA | 49000.00 | 17144200.00 | 0.29 | ... | 660300.00 | 0.00 |
| 18 | MIZORAM | 90000.00 | 7142800.00 | 1.26 | ... | 274500.00 | 0.00 |
| 19 | NAGALAND | 187800.00 | 22135400.00 | 0.85 | ... | 39700.00 | 0.00 |
| 20 | ORISSA | 2776323.00 | 136577300.00 | 2.03 | ... | 5449400.00 | 0.00 |
| 21 | PUNJAB | 3787112.00 | 60664500.00 | 6.24 | ... | 2637900.00 | 0.00 |
| 22 | RAJASTHAN | 639506.00 | 205648700.00 | 0.31 | 3.00 | 5179400.00 | 0.00 |
| 23 | SIKKIM | 301488.00 | 16168000.00 | 1.86 | 20000.00 | 275500.00 | 7.26 |
| 24 | TAMIL NADU | 5442190.00 | 236848000.00 | 2.30 | ... | 25231400.00 | 0.00 |
| 25 | TRIPURA | 698145.00 | 38574200.00 | 1.81 | ... | 154300.00 | 0.00 |
| 26 | UTTARAKHAND | 2677569.00 | 45913700.00 | 5.83 | ... | 2125900.00 | 0.00 |
| 27 | UTTAR PRADESH | 14528199.00 | 559861600.00 | 2.59 | ... | 19096700.00 | 0.00 |
| 28 | WEST BENGAL | 25064000.00 | 151206700.00 | 16.58 | ... | 4773800.00 | 0.00 |
| 29 | TELANGANA | 1956335.00 | 151011900.00 | 1.30 | ... | 26731100.00 | 0.00 |
| | TOTAL (STATES) | 120258550.00 | 3362848800.00 | 3.58 | 72003.00 | 203946600.00 | 0.04 |
| 30 | A. & N. ISLANDS | 377900.00 | 5666000.00 | 6.67 | ... | ... | 0.00 |
| 31 | CHANDIGARH | 545900.00 | 4787500.00 | 11.40 | ... | ... | 0.00 |
| 32 | DADRA & NAGAR HAVELI | 153100.00 | 2749600.00 | 5.57 | ... | ... | 0.00 |
| 33 | DAMAN & DIU | 261200.00 | 3480700.00 | 7.50 | ... | ... | 0.00 |
| 34 | DELHI | 4932000.00 | 54652600.00 | 9.02 | 700000.00 | 20831300.00 | 3.36 |
| 35 | LAKSHADWEEP | 230000.00 | 2279000.00 | 10.09 | ... | ... | 0.00 |
| 36 | PUDUCHERRY | 102117.00 | 6906300.00 | 1.48 | ... | 24300.00 | 0.00 |
| | TOTAL (U.T.s) | 6602217.00 | 80521700.00 | 8.20 | 700000.00 | 20855600.00 | 3.36 |
| | TOTAL (STATES & U.T.) | 126860767.00 | 3443370500.00 | 3.68 | 772003.00 | 224802200.00 | 0.34 |

..NICNET..

STATEMENT NO (30) : BUDGET PROVISIONS FOR CENTRE & STATE EDUCATION DEPARTMENTS UNDER REVENUE ACCOUNT,
CAPITAL ACCOUNT OUT-SIDE REVENUE ACCOUNT & LOANS FOR 2014 - 2015 (BUDGET ESTIMATES)

(RUPEES IN THOUSAND)

| S.NO. | STATE/ UNION TERRITORY | REVENUE ACCOUNT | | | CAPITAL ACCOUNT OUT-SIDE REVENUE ACCOUNT | | |
|------------------------|---------------------------|-----------------|-------------------------|-----------------------------|--|-------------------------|-----------------------------|
| | | TOTAL BUDGET | EDUCATION DEPARTMENT | %AGE OF COL(3) TO COL(2) | TOTAL BUDGET | EDUCATION DEPARTMENT | %AGE OF COL(6) TO COL(5) |
| 1 | 2 | 3 | 4 | 5 | 6 | 7 | |
| 1 | ANDHRA PRADESH | 981418200.00 | 138459195.00 | 14.11 | 70697500.00 | 3339871.00 | 4.72 |
| 2 | ARUNACHAL PRADESH | 71793100.00 | 12812934.00 | 17.85 | 21435000.00 | 34203.00 | 0.16 |
| 3 | ASSAM | 486313100.00 | 132928147.00 | 27.33 | 74591600.00 | ... | 0.00 |
| 4 | BIHAR | 917654300.00 | 239138363.00 | 26.06 | 2115133500.00 | 10367202.00 | 4.90 |
| 5 | CHHATTISGARH | 461907800.00 | 79805165.00 | 17.28 | 83472700.00 | 2590060.00 | 3.10 |
| 6 | GOA | 80994700.00 | 11161687.00 | 13.78 | 18312700.00 | 781870.00 | 4.27 |
| 7 | GUJARAT | 962165900.00 | 161531616.00 | 16.79 | 290694600.00 | 25415070.00 | 8.74 |
| 8 | HARYANA | 527027100.00 | 99656086.00 | 18.91 | 57471100.00 | 2092300.00 | 3.64 |
| 9 | HIMACHAL PRADESH | 197836000.00 | 41415673.00 | 20.93 | 19517700.00 | 1047224.00 | 5.37 |
| 10 | JAMMU & KASHMIR | 324610800.00 | 39951373.00 | 12.31 | 89523300.00 | 3083981.00 | 3.44 |
| 11 | JHARKHAND | 394879400.00 | 57390599.00 | 14.53 | 82240300.00 | 1362000.00 | 1.66 |
| 12 | KARNATAKA | 1107573400.00 | 202512342.00 | 18.28 | 200137900.00 | 6763548.00 | 3.38 |
| 13 | KERALA | 719740400.00 | 134160086.00 | 18.64 | 66363800.00 | 1801300.00 | 2.71 |
| 14 | MADHYA PRADESH | 990138100.00 | 134233593.00 | 13.56 | 141433600.00 | 1164103.00 | 0.82 |
| 15 | MAHARASHTRA | 1844226300.00 | 387364211.00 | 21.00 | 269153200.00 | 2172797.00 | 0.81 |
| 16 | MANIPUR | 76276200.00 | 7764495.00 | 10.18 | 17393300.00 | 45354.00 | 0.26 |
| 17 | MEGHALAYA | 99027800.00 | 10518700.00 | 10.62 | 17144200.00 | 49000.00 | 0.29 |
| 18 | MIZORAM | 57644100.00 | 8830227.00 | 15.32 | 7142800.00 | 90000.00 | 1.26 |
| 19 | NAGALAND | 79114000.00 | 10758218.00 | 13.60 | 22135400.00 | 187800.00 | 0.85 |
| 20 | ORISSA | 628814700.00 | 102366912.00 | 16.28 | 136577300.00 | 2776323.00 | 2.03 |
| 21 | PUNJAB | 491463100.00 | 76482009.00 | 15.56 | 60664500.00 | 3787112.00 | 6.24 |
| 22 | RAJASTHAN | 1053872000.00 | 192674216.00 | 18.28 | 205648700.00 | 639506.00 | 0.31 |
| 23 | SIKKIM | 48389600.00 | 7012416.00 | 14.49 | 16168000.00 | 301488.00 | 1.86 |
| 24 | TAMIL NADU | 1271004700.00 | 217914832.00 | 17.15 | 236848000.00 | 5442190.00 | 2.30 |
| 25 | TRIPURA | 81174700.00 | 13065401.00 | 16.10 | 38574200.00 | 698145.00 | 1.81 |
| 26 | UTTARAKHAND | 237920300.00 | 49468244.00 | 20.79 | 45913700.00 | 2677569.00 | 5.83 |
| 27 | UTTAR PRADESH | 1974208800.00 | 321450202.00 | 16.28 | 559861600.00 | 14528199.00 | 2.59 |
| 28 | WEST BENGAL | 1059782000.00 | 210043675.00 | 19.82 | 151206700.00 | 25064000.00 | 16.58 |
| 29 | TELANGANA | 797893100.00 | 54822646.00 | 6.87 | 151011900.00 | 1956335.00 | 1.30 |
| TOTAL (STATES) | | 18024863700.00 | 3155693263.00 | 17.51 | 3362848800.00 | 120258550.00 | 3.58 |
| 30 | A. & N. ISLANDS | 30467800.00 | 4235200.00 | 13.90 | 5666000.00 | 377900.00 | 6.67 |
| 31 | CHANDIGARH | 30645000.00 | 4841400.00 | 15.80 | 4787500.00 | 545900.00 | 11.40 |
| 32 | DADRA & NAGAR HAVELI | 5699600.00 | 1425800.00 | 25.02 | 2749600.00 | 153100.00 | 5.57 |
| 33 | DAMAN & DIU | 12910500.00 | 1085900.00 | 8.41 | 3480700.00 | 261200.00 | 7.50 |
| 34 | DELHI | 275408800.00 | 43529510.00 | 15.81 | 54652600.00 | 4932000.00 | 9.02 |
| 35 | LAKSHADWEEP | 8377400.00 | 1155200.00 | 13.79 | 2279000.00 | 230000.00 | 10.09 |
| 36 | PUDUCHERRY | 51827700.00 | 6235711.00 | 12.03 | 6906300.00 | 102117.00 | 1.48 |
| TOTAL (U. T. s) | | 415336800.00 | 62508721.00 | 15.05 | 80521700.00 | 6602217.00 | 8.20 |
| TOTAL (STATES & U. T.) | | 18440200500.00 | 3218201984.00 | 17.45 | 3443370500.00 | 126860767.00 | 3.68 |
| TOTAL CENTRE | | 15681120000.00 | 827711000.00 | 5.28 | 2141240000.00 | ... | 0.00 |
| GRAND TOTAL | | 34121320500.00 | 4045912984.00 | 11.86 | 5584610500.00 | 126860767.00 | 2.27 |

..NICNET..

STATEMENT NO (30) : BUDGET PROVISIONS FOR CENTRE & STATE EDUCATION DEPARTMENTS UNDER REVENUE ACCOUNT,
CAPITAL ACCOUNT OUT-SIDE REVENUE ACCOUNT & LOANS FOR 2014 - 2015 (BUDGET ESTIMATES)

(RUPEES IN THOUSAND)

| S.NO. | STATE/ UNION TERRITORY | LOAN AND ADVANCES | | | TOTAL REVENUE, CAPITAL AND LOANS & ADVANCES | | |
|-----------------------|---------------------------|-------------------|-------------------------|-----------------------------|---|-------------------------|-------------------------------|
| | | TOTAL BUDGET | EDUCATION DEPARTMENT | %AGE OF COL(9) TO COL(8) | TOTAL BUDGET | EDUCATION DEPARTMENT | %AGE OF COL(12) TO COL(11) |
| 1 | | 8 | 9 | 10 | 11 | 12 | 13 |
| 1 | ANDHRA PRADESH | 8525400.00 | ... | 0.00 | 1060641100.00 | 141799066.00 | 13.37 |
| 2 | ARUNACHAL PRADESH | 44000.00 | ... | 0.00 | 93272100.00 | 12847137.00 | 13.77 |
| 3 | ASSAM | 5935400.00 | 2000.00 | 0.03 | 566840100.00 | 132930147.00 | 23.45 |
| 4 | BIHAR | 4064900.00 | ... | 0.00 | 1133232700.00 | 249505565.00 | 22.02 |
| 5 | CHHATTISGARH | 1718500.00 | ... | 0.00 | 547099000.00 | 82395225.00 | 15.06 |
| 6 | GOA | 158000.00 | ... | 0.00 | 99465400.00 | 11943557.00 | 12.01 |
| 7 | GUJARAT | 7218800.00 | ... | 0.00 | 1260079300.00 | 186946686.00 | 14.84 |
| 8 | HARYANA | 10014000.00 | ... | 0.00 | 594512200.00 | 101748386.00 | 17.11 |
| 9 | HIMACHAL PRADESH | 3670300.00 | ... | 0.00 | 221024000.00 | 42462897.00 | 19.21 |
| 10 | JAMMU & KASHMIR | 1385000.00 | ... | 0.00 | 415519100.00 | 43035354.00 | 10.36 |
| 11 | JHARKHAND | 6994300.00 | ... | 0.00 | 484114000.00 | 58752599.00 | 12.14 |
| 12 | KARNATAKA | 4766000.00 | ... | 0.00 | 1312477300.00 | 209275890.00 | 15.95 |
| 13 | KERALA | 8035900.00 | ... | 0.00 | 794140100.00 | 135961386.00 | 17.12 |
| 14 | MADHYA PRADESH | 38838200.00 | 50000.00 | 0.13 | 1170409900.00 | 135447696.00 | 11.57 |
| 15 | MAHARASHTRA | 9826000.00 | ... | 0.00 | 2123205500.00 | 389537008.00 | 18.35 |
| 16 | MANIPUR | 122000.00 | ... | 0.00 | 93791500.00 | 7809849.00 | 8.33 |
| 17 | MEGHALAYA | 660300.00 | ... | 0.00 | 116832300.00 | 10567700.00 | 9.05 |
| 18 | MIZORAM | 274500.00 | ... | 0.00 | 65061400.00 | 8920227.00 | 13.71 |
| 19 | NAGALAND | 39700.00 | ... | 0.00 | 101289100.00 | 10946018.00 | 10.81 |
| 20 | ORISSA | 5449400.00 | ... | 0.00 | 770841400.00 | 105143235.00 | 13.64 |
| 21 | PUNJAB | 2637900.00 | ... | 0.00 | 554765500.00 | 80269121.00 | 14.47 |
| 22 | RAJASTHAN | 5179400.00 | 3.00 | 0.00 | 1264700100.00 | 193313725.00 | 15.29 |
| 23 | SIKKIM | 275500.00 | 20000.00 | 7.26 | 64833100.00 | 7333904.00 | 11.31 |
| 24 | TAMIL NADU | 25231400.00 | ... | 0.00 | 1533084100.00 | 223357022.00 | 14.57 |
| 25 | TRIPURA | 154300.00 | ... | 0.00 | 119903200.00 | 13763546.00 | 11.48 |
| 26 | UTTARAKHAND | 2125900.00 | ... | 0.00 | 285959900.00 | 52145813.00 | 18.24 |
| 27 | UTTAR PRADESH | 19096700.00 | ... | 0.00 | 2553167100.00 | 335978401.00 | 13.16 |
| 28 | WEST BENGAL | 4773800.00 | ... | 0.00 | 1215762500.00 | 235107675.00 | 19.34 |
| 29 | TELANGANA | 26731100.00 | ... | 0.00 | 975636100.00 | 56778981.00 | 5.82 |
| TOTAL (STATES) | | 203946600.00 | 72003.00 | 0.04 | 21591659100.00 | 3276023816.00 | 15.17 |
| 30 | A. & N. ISLANDS | ... | ... | 0.00 | 36133800.00 | 4613100.00 | 12.77 |
| 31 | CHANDIGARH | ... | ... | 0.00 | 35432500.00 | 5387300.00 | 15.20 |
| 32 | DADRA & NAGAR HAVELI | ... | ... | 0.00 | 8449200.00 | 1578900.00 | 18.69 |
| 33 | DAMAN & DIU | ... | ... | 0.00 | 16391200.00 | 1347100.00 | 8.22 |
| 34 | DELHI | 20831300.00 | 700000.00 | 3.36 | 350892700.00 | 49161510.00 | 14.01 |
| 35 | LAKSHADWEEP | ... | ... | 0.00 | 10656400.00 | 1385200.00 | 13.00 |
| 36 | PUDUCHERRY | 24300.00 | ... | 0.00 | 58758300.00 | 6337828.00 | 10.79 |
| TOTAL (U.T.s) | | 20855600.00 | 700000.00 | 3.36 | 516714100.00 | 69810938.00 | 13.51 |
| TOTAL (STATES & U.T.) | | 224802200.00 | 772003.00 | 0.34 | 22108373200.00 | 3345834754.00 | 15.13 |
| TOTAL CENTRE | | 126560000.00 | ... | 0.00 | 17948920000.00 | 827711000.00 | 4.61 |
| GRAND TOTAL | | 351362200.00 | 772003.00 | 0.22 | 40057293200.00 | 4173545754.00 | 10.42 |

..NICNET..

STATEMENT NO. (31): PLAN AND NON-PLAN TOTAL BUDGET (CENTRE AND STATE)

(Rupees in Thousands)

| STATE/UNION TERRITORY | 2012 - 2013 (ACTUAL) | | | 2013 - 2014 (REVISED ESTIMATED) | | | 2014 - 2015 (BUDGET ESTIMATED) | | |
|--------------------------|----------------------|-------------|-------------|---------------------------------|-------------|-------------|--------------------------------|-------------|-------------|
| | PLAN | NON-PLAN | TOTAL | PLAN | NON-PLAN | TOTAL | PLAN | NON-PLAN | TOTAL |
| 1 ANDHRA PRADESH | 252416900 | 774607000 | 1027023900 | 342437500 | 925056600 | 1267494100 | 191653500 | 789764700 | 981418200 |
| 2 ARUNACHAL PRADESH | 16988300 | 30874000 | 47862300 | 20373400 | 42867100 | 63240500 | 33652400 | 38140700 | 71793100 |
| 3 ASSAM | 64914900 | 226454300 | 291369200 | 129160000 | 283119000 | 412279000 | 179672500 | 306640600 | 486313100 |
| 4 BIHAR | 168924500 | 375736900 | 544661400 | 278380000 | 514556700 | 792936700 | 363389200 | 554265100 | 917654300 |
| 5 CHHATTISGARH | 124400100 | 145318300 | 269718400 | 165055400 | 202100400 | 367155800 | 268256800 | 193651000 | 461907800 |
| 6 GOA | 12591300 | 48022100 | 60613400 | 20551600 | 50370600 | 70922200 | 25428000 | 55566700 | 80994700 |
| 7 GUJARAT | 190564100 | 506020800 | 696584900 | 210365000 | 545450100 | 755815100 | 345071000 | 617094900 | 962165900 |
| 8 HARYANA | 94559900 | 286157300 | 380717200 | 131962900 | 340525700 | 472488600 | 159251800 | 367775300 | 527027100 |
| 9 HIMACHAL PRADESH | 20790200 | 140952300 | 161742500 | 23037300 | 161688800 | 184726100 | 21275500 | 176560500 | 197836000 |
| 10 JAMMU & KASHMIR | 15566100 | 235606100 | 251172200 | 15778200 | 255968400 | 271746600 | 33675200 | 290935600 | 324610800 |
| 11 JHARKHAND | 77391800 | 156586500 | 233978300 | 110008700 | 186488600 | 296497300 | 179408400 | 215471000 | 394879400 |
| 12 KARNATAKA | 212116800 | 550815800 | 762932600 | 302406400 | 639651800 | 942058200 | 374329700 | 733243700 | 1107573400 |
| 13 KERALA | 67969200 | 466918200 | 534887400 | 85432400 | 526319600 | 611752000 | 109515500 | 610224900 | 719740400 |
| 14 MADHYA PRADESH | 183493300 | 446192000 | 629685300 | 234510700 | 501722600 | 736233300 | 370479100 | 619659000 | 990138100 |
| 15 MAHARASHTRA | 245682400 | 1141677400 | 1387359800 | 297818500 | 1316451200 | 1614269700 | 430693100 | 1413533200 | 1844226300 |
| 16 MANIPUR | 10673400 | 42491900 | 53165300 | 18110100 | 47884700 | 65994800 | 27488200 | 48788000 | 76276200 |
| 17 MEGHALAYA | 17194100 | 32801300 | 49995400 | 38509700 | 34823000 | 73332700 | 57088500 | 41939300 | 99027800 |
| 18 MIZORAM | 17600700 | 27488400 | 45089100 | 30655900 | 30794300 | 61450200 | 24257700 | 33386400 | 57644100 |
| 19 NAGALAND | 10300800 | 45713100 | 56013900 | 11456300 | 51644400 | 63100700 | 22859400 | 56254600 | 79114000 |
| 20 ORISSA | 115923200 | 266452300 | 382375500 | 151074600 | 367511900 | 518586500 | 253829200 | 374985500 | 628814700 |
| 21 PUNJAB | 28448000 | 366131400 | 394579400 | 51157600 | 399938700 | 451096300 | 67146400 | 424316700 | 491463100 |
| 22 RAJASTHAN | 142353000 | 492264900 | 634617900 | 190926500 | 606934300 | 797860800 | 360854400 | 693017600 | 1053872000 |
| 23 SIKKIM | 8134500 | 21989000 | 30123500 | 12569600 | 27746700 | 40316300 | 18258300 | 30131300 | 48389600 |
| 24 TAMIL NADU | 233846200 | 736828100 | 970674300 | 288458200 | 877183900 | 1165642100 | 301190700 | 969814000 | 1271004700 |
| 25 TRIPURA | 12192700 | 39936100 | 52128800 | 17454300 | 53946300 | 71400600 | 25503500 | 55671200 | 81174700 |
| 26 UTTARAKHAND | 24277600 | 115324600 | 139602200 | 44695900 | 145314700 | 190010600 | 68774700 | 169145600 | 237920300 |
| 27 UTTAR PRADESH | 258778400 | 1148458000 | 1407236400 | 362119700 | 1304056300 | 1666176000 | 437204800 | 1537004000 | 1974208800 |
| 28 WEST BENGAL | 177645000 | 643463800 | 821108800 | 224661600 | 707375200 | 932036800 | 276832400 | 782949600 | 1059782000 |
| 29 TELANGANA | 0 | 0 | 0 | 0 | 0 | 0 | 311128900 | 486764200 | 797893100 |
| TOTAL (STATES) | 2805737400 | 9511281900 | 12317019300 | 3809128000 | 11147491600 | 14956619600 | 5338168800 | 12686694900 | 18024863700 |
| 30 A. & N. ISLANDS | 10326330 | 13224242 | 23550572 | 12171300 | 15681400 | 27852700 | 15657900 | 14809900 | 30467800 |
| 31 CHANDIGARH | 3231000 | 24653048 | 27884048 | 25347400 | 3432400 | 28779800 | 4741000 | 25904000 | 30645000 |
| 32 DADRA & NAGAR HAVELI | 3350757 | 17788528 | 21139285 | 4224000 | 1222400 | 5446400 | 4309000 | 1390600 | 5699600 |
| 33 DAMAN & DIU | 2007779 | 8378651 | 10386430 | 2316800 | 9253300 | 11570100 | 3096000 | 9814500 | 12910500 |
| 34 DELHI | 65345200 | 141248400 | 206593600 | 81607900 | 153542900 | 235150800 | 102036100 | 173372700 | 275408800 |
| 35 LAKSHADWEEP | 1176661 | 5597246 | 6773907 | 1960800 | 5634300 | 7595100 | 2361000 | 6016400 | 8377400 |
| 36 PUDUCHERRY | 9962000 | 20550000 | 30512000 | 13769100 | 32784300 | 46553400 | 17166700 | 34661000 | 51827700 |
| TOTAL (U. T. s) | 95399727 | 231440115 | 326839842 | 141397300 | 221551000 | 362948300 | 149367700 | 265969100 | 415336800 |
| TOTAL (STATES & U. T. s) | 2901137127 | 9742722015 | 12643859142 | 3950525300 | 11369042600 | 15319567900 | 5487536500 | 12952664000 | 18440200500 |
| TOTAL CENTRE | 3292080000 | 9143060000 | 12435140000 | 3718510000 | 10276880000 | 13995390000 | 4535030000 | 11146090000 | 15681120000 |
| GRAND TOTAL | 6193217127 | 18885782015 | 25078999142 | 7669035300 | 21645922600 | 29314957900 | 10022566500 | 24098754000 | 34121320500 |

..NICNET..