

Analysis of
BUDGETED EXPENDITURE
ON EDUCATION
2013-14 to 2015-16



सत्यमेव जयते

GOVERNMENT OF INDIA
MINISTRY OF HUMAN RESOURCE DEVELOPMENT
(DEPARTMENT OF HIGHER EDUCATION)
PLANNING, MONITORING AND STATISTICS BUREAU
NEW DELHI

PROJECT TEAM

SHRI RAJKUMAR		DIRECTOR
SHRI AMIT KAMAL		DEPUTY DIRECTOR
MS. SAUMYA SAKSHI		ASSISTANT DIRECTOR
SHRI MITRA SAIN		CONSULTANT
SHRI V.M BHATT		SR. STATISTICAL OFFICER
SHRI JAI BHAGWAN		JR. STATISTICAL OFFICER

C.M.I.S STAFF

SHRI OM PRAKASH		PROGRAMMER
SHRI E. KRISHNA KUMARAN		DATA PROCESSING ASSISTANT
MRS. CHANDER KANTA		DATA ENTRY OPERATOR

PREFACE

The **Analysis of Budgeted Expenditure on Education** is an annual publication of MHRD which provides comprehensive and sector wise expenditure on education i.e. Elementary, Secondary, Technical, University & Higher, Adult Education and Language Development. The expenditure on education are culled out from budget documents of various Ministries/Departments and States/UTs for 'Plan' and 'Non-Plan'. The expenditure incurred on Centrally Sponsored Schemes of the Ministries/Departments of the Central Government is included in the Central Budget and therefore, to avoid double counting, same has been excluded from the State's Budget. A statement indicating Sector wise public expenditure on education as percentage of GDP for 2013-14 to 2015-16 has been included. The public expenditure on education by Education Department and other department as percent age of GDP from 1999-2000 to 2015-16 has been included.

I extend my gratitude to all the States and UTs who have provided their Budget documents to this Ministry. I also appreciate all the staff, consultant and officers of Planning, Monitoring & Statistics Bureau involved in huge exercise of compilation work for bringing out this publication. I hope this publication would be useful to various stake holders, policy makers and researchers. Any suggestion for further improvement for this publication will be appreciated.



(Madan Mohan)
Deputy Director General

CONTENTS

A.	I. Introduction	1
	II. Analysis of Budgeted Expenditure	4
	III. Expenditure on Education as percentage of Gross Domestic Product (GDP)/Gross State Domestic Product (GSDP)	11
	IV. Explanatory Note on sector wise Expenditure On Education	13
B.	Analytical Tables No.1 to 8	14-23
Table 1	Budgeted Expenditure on Education by Education Department and other Departments (Revenue + Capital + Loans & Advances)	14
Table 2	Budgeted Expenditure (Plan and Non Plan) by Education Department and other Departments (Revenue Account)	15
Table 3	Budgeted Expenditure on Education and Training (Revenue Account)	16
Table 4	Budgeted Expenditure on Education by MHRD of Central Government (Revenue Account)	17
Table 5	Statement indicating Public Expenditure on Education as percentage of GDP	18
Table 6	Statement indicating sector-wise Public Expenditure on Education as percentage of GDP	19
Table 7(a)	Relationship between Budgeted Expenditure on Education and Gross State Domestic Product (GSDP) of States & UTs during 2015-16(BE)	20
Table 7(b)	Relationship between Budgeted Expenditure on Education and Gross State Domestic Product (GSDP) of States & UTs during 2014-15(RE)	21
Table 7(c)	Relationship between Budgeted Expenditure on Education and Gross State Domestic Product (GSDP) of States & UTs during 2013-14(Actual)	22
Table 8	Total Budget (States and Centre) (Revenue, Capital and Loan & Advances)	23

C. Statistical Statements No. 1 to 31

Statement No.1	Budgeted Provision for Education & Training at the Centre (Revenue Account).	1
Statement No.2	Budgeted Expenditure on Education & Training by Education and other departments (Revenue Account).	5
Statement No.3	Plan and Non-Plan Budget Provision for Education by all departments (Revenue Account)	8
Statement No.4	Total State Budgeted Expenditure on Education and Training (Revenue Account)	10
Statement No.5	Plan and Non-Plan Budgeted Expenditure on Education of Education Departments (Revenue Account)	11
Statement No.6	Total Plan Budgeted Expenditure on education by all departments (Revenue Account).	14
Statement No.7	Plan and Non-Plan Budgeted Expenditure on Elementary Education (Revenue Account).	15
Statement No.8	Plan and Non-Plan Budgeted Expenditure on Elementary Education by Sub heads wise (Revenue Account)	16
Statement No.9	Plan and Non-Plan Budgeted Expenditure on Secondary Education (Revenue Account)	28
Statement No.10	Plan and Non-Plan Budgeted Expenditure on Secondary Education by sub heads wise (Revenue Account)	29
Statement No.11	Plan and Non-Plan Budgeted Expenditure on Adult Education (Revenue Account).	37
Statement No.12	Plan and Non-Plan Budgeted Expenditure on Adult Education by sub-heads wise (Revenue Account)	38
Statement No.13	Plan and Non-Plan Budgeted Expenditure on University/DL/Scholarship (Revenue Account)	43

Statement No.14	Plan and Non-Plan Budgeted Expenditure on University/DL/Scholarship by Sub-Heads (Revenue Account)	44
Statement No.15	Plan and Non-Plan Budgeted Expenditure on Technical Education (Revenue Account)	50
Statement No.16	Plan and Non-Plan Budgeted Expenditure on Technical Education by Sub-Heads (Revenue Account)	51
Statement No.17	Plan and Non-Plan Budgeted Expenditure on General Education Programme (Revenue Account)	60
Statement No.18	Plan and Non-Plan Budgeted Expenditure on General Education Programme by Sub-Heads (Revenue Account)	61
Statement No.19	Plan and Non-Plan Budgeted Expenditure on Language Development (Revenue Accounts)	66
Statement No.20	Plan and Non-Plan Budgeted Expenditure on Language Development by Sub-Heads (Revenue Accounts)	67
Statement No.21	Budgeted Expenditure on Education of the Education Departments according to heads of charges (Revenue Account) for 2013-14 (Actuals).	71
Statement No.21A	Budgeted Expenditure on Education of the Education Departments according to heads of charges (Capital Account) for 2013-14 (Actuals) (State-wise).	72
Statement No.21B	Budgeted Expenditure on Education of the Education Departments according to heads of charges (Loans & Advances) 2013-14 (Actuals) (State-wise).	73
Statement No.22	Budgeted Expenditure on Education of the Education Departments according to Heads of charges (Revenue Account) for 2014-15 (Revised Estimates).	74
Statement No.22A	Budgeted Expenditure on Education of the Education Departments according to Heads of charges (Capital Account) 2014-15 (Revised Estimates) (State-wise).	75

Statement No.22B	Budgeted Expenditure on Education of the Education Departments according to Heads of charges (Loans & Advances) 2014-15 (Revised Estimates) (State-wise).	76
Statement No.23	Budgeted Expenditure on Education of the Education Department according to Heads of charges (Revenue Account) for 2015-16 (Budget Estimates).	77
Statement No.23A	Budgeted Expenditure on Education of the Education Department according to Heads of charges (Capital Account) 2015-16 (Budget Estimates) (State-wise).	78
Statement No.23B	Budgeted Expenditure on Education of the Education Department according to Heads of charges (Loans & Advances 2015-16 (Budget Estimates) (State-wise).	79
Statement No.24	Sector-wise Plan and Non-Plan Actual Expenditure of Education Departments of States/UTs and Centre (Revenue Account) for 2013-14.	80
Statement No.25	Sector-wise Plan and Non-Plan Revised Estimates for Education Departments of States/UTs and Centre (Revenue Account) for 2014-15.	81
Statement No.26	Sector-wise Plan and Non-Plan Budget Estimates for Education Departments of States/UTs and Centre (Revenue Account) for 2015-16.	82
Statement No.27	Budgeted Expenditure on Education Department (Capital Account) for 2013-14 (Actuals).	83
Statement No.28	Budgeted Expenditure on Education Department (Capital Account) for 2014-15(Revised Estimates).	84
Statement No.29	Budgeted Expenditure on Education Department (Capital Account) for 2015-16 (Budget Estimates).	85
Statement No.30	Budget Provision for Centre and State/UTs Education Departments under Revenue Account, Capital Accounts outside Revenue Account and Loans and Advances for 2015-16. (Budget Estimates)	86
Statement No.31	Total Budget (Plan and Non-Plan) Centre & States/UTs	88

INTRODUCTION

This publication gives the details of the Plan and Non Plan expenditure budgeted by the education departments of the States/UTs and the Centre for various sub-sectors of Education. Departments other than the Department of Education also incur some expenditure on education and an effort has been made to include the budget estimates of their expenditure on education in order to get the complete picture of public expenditure on education in the country. The expenditure of other departments also includes the expenditure on training and research and development activities.

The total amount of budget provisions on the revenue account made for education for the year 2015-16 by education departments for the States/UTs and the Centre works out to Rs. 433342.37 crore (Rs.364267.60 crore in State Sector and Rs. 69074.76 crore in the Central sector) which is 11.45% more than the revised estimates of Rs.388822.72 crore for 2014-15. This amount constitutes 12.24% of the total budget provisions made on the revenue account in the States and at the Centre.

Apart from the revenue account, the Education Departments of States/UTs also make some provisions for capital works. The total budget estimates on the capital accounts (including loans) accounted for Rs.14697.18 crore. Taking into account both the revenue as well as the capital account, the total budget estimates for education for 2015-16 of the State Education Departments and the Education Departments of the Centre works out to Rs.448039.55 crore, which is 10.70% of the total budget estimates.

The total budget provisions (Revenue Account) for 2015-16 made by the departments other than Education works out to Rs. 126731.00 crore. Accordingly the expenditure on Education by all the Departments, the total budget provisions for education is given in the following table.

Expenditure on Education (2015-16 Budget Estimates Revenue Account)

Rs in crore

	Centre	States/UT	Total
Expenditure (Rs. in crore)	118942.97	441130.39	560073.36
Percentage Share with respect to total	21.24%	78.76%	100%

It is observed from the table that the States/UTs are contributing about 78.76% of the total revenue expenditure on education in the country while centre contributes about 21.24% to the education sector as a whole. The total revenue account of Rs.560073.36 crore constitutes 15.82% of the total budget of the Centre and the States/UTs for 2015-16

The budget provisions (Revenue Account) for the Education department of the Central and the State Governments are indicated in the table which follows:-

Budgeted Expenditure (Plan & Non Plan) (Revenue Account)

By Education Departments

(Rs. in crore)

Year →	2013-14 (Actual)		2014-15(RE)		2015-16(BE)	
	Centre	State	Centre	State	Centre	State
Plan	58048.79	44903.45	56567.90	72466.43	54893.76	84874.27
Non Plan	13445.98	216833.69	13987.10	245801.30	14181.00	279393.33
Total	71494.77	261737.14	70555.00	318267.73	69074.76	364267.60
Percentage Share of Plan Exp. to total exp. On education	81.19	17.16	80.18	22.77	79.47	23.30

About 79% of the Central expenditure on education is under plan Expenditure whereas in the case of States/UTs it is only 23 % in the year 2015-16.

The following table indicates the Sector-wise Expenditure on Education by Education Department incurred by both Centre and States.

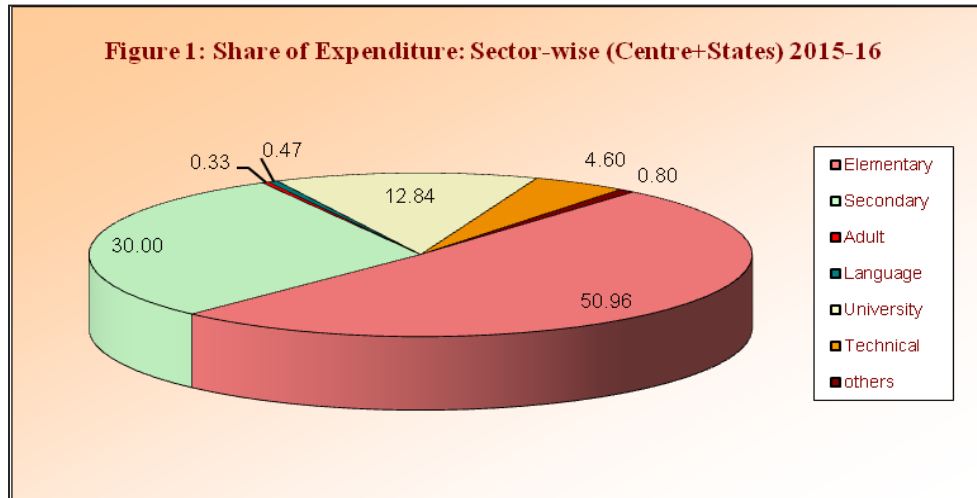
Sector-wise Expenditure (Plan & Non Plan) on Education by Education Department (Revenue Account) with percentage-Centre and States/UTs 2015-16 (BE)

(Rs.in crore)

	Plan Expenditure	Plan %age share	Non-Plan Expenditure	Non-Plan %age Share	Total Expenditure	Total %age Share
1.	2.	3.	4.	5.	6.	7.
Elementary Education	84639.79	60.56	136208.49	46.40	220848.28	50.96
Secondary Education	25783.63	18.45	104175.05	35.48	129958.68	30.00
Adult Education	1080.08	0.77	337.73	0.11	1417.81	0.33
Language Development	475.00	0.34	1586.81	0.54	2061.81	0.47
University & Hr. Education	15484.73	11.08	40178.12	13.69	55662.85	12.84
Technical Education	10397.00	7.44	9529.84	3.25	19926.84	4.60
General Education	1907.80	1.36	1558.30	0.53	3466.10	0.80
Total Education	139768.03	100.00	293574.34	100.00	433342.37	100.00

Elementary Education accounted for 50.96% of the total expenditure on education in 2015-16, followed by Secondary Education, which was 30%. The share of University & Higher Education and Technical Education was 12.84% and 4.60% respectively.

Sector wise expenditure on education for 2015-16 has been depicted in the pie-chart (Figure-1).



II. ANALYSIS OF BUDGETED EXPENDITURE

Table (1) summarizes the budget provisions for education by the Education Departments and other Departments under all the three accounts viz. (i) Revenue Account, (ii) Capital Account and (iii) Loans and Advances. Besides, provisions for Centre and States/Union Territories have also been indicated separately.

Budget provisions for education and training in 2015-16 have gone up to Rs.574770.54 crore (Rs.560073.36 crore under the Revenue Account, Rs. 14633.68 crore under the capital Account and Rs. 63.50 crore under Loans and Advances), forming 13.88% of the total budget provisions. Percentage provisions for education and training for the respective accounts are 15.82% under the Revenue Account, 2.42% under the Capital Account and under Loans and Advances is 0.16 %.

The Budget Estimates 2015-16 for education by the Education Departments of the Centre and the States under all the three accounts rose to Rs. 448039.55 crore (Rs. 69074.76 crore for the Centre and Rs. 378964.79 crore for the States). This amount consists of Rs. 433342.37 crore under the Revenue Account, Rs.14633.68 crore under the Capital Account and Rs. 63.50 crore under Loans & Advances. The corresponding percentage of these accounts to the respective total budget provisions works out to 12.36%, 2.42% and 0.16%.

The Revised Estimates of 2014-15 for expenditure on education by the Centre and States/Union Territories amounted to Rs.511221.09 crore (Rs.500128.34 crore under Revenue Account, Rs.11045.05 crore under Capital Account and Rs. 47.70 crore under Loans & Advances), comprising Rs.113330.16 crore by the Centre and Rs.397890.73 crore by the States/ UTs. The total Revised Estimates for education formed 13.07% of the total Revised Estimates of expenditure.

The total Actual Expenditure on education and training by the Centre and the States/Union Territories for the year 2013-14 amounted to Rs.437970.32 crore (Rs.430878.82 crore under Revenue Account, Rs.7070.63 crore under Capital Account and Rs.20.87 crore under Loans & Advances), comprising Rs.112629.03 crore by the Centre and Rs.325341.29 crore by States/ UTs. The total expenditure on education constituted 13.56% of the total actual expenditure during 2013-14.

The total expenditure on education during the year 2013-14 (Actual) incurred by the Education Departments of the Centre and the States under all the three accounts; (Revenue Account, Capital Account, & Loans and Advances) amounted to Rs. 340323.41 crore (Rs.71494.77 crore for Centre and Rs.268828.64 crore for States) forming 10.53% of the total expenditure of Centre and States on all the three accounts. Out of this amount, Rs. 333231.91 crore is under the Revenue Account, Rs. 7070.63 crore under the Capital Account (outside Revenue Account) and Rs.20.87 crore under Loans and Advances.

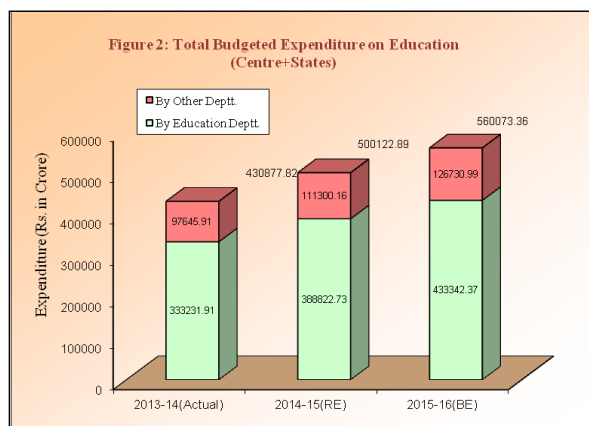


Figure-2 - a bar diagram indicates the extent and progress of Budgeted expenditure on education by education and other departments (Revenue Account)during 2013-14 (Actual) to 2015-16(BE).

Figure-3 shows the share of expenditure on education by education department with respect of the total budget on all the three accounts (Revenue Account, Capital Account, & Loans and Advances) separately for Centre and State. The figure also depicts the total share of expenditure on education by education department by both centre and state together.

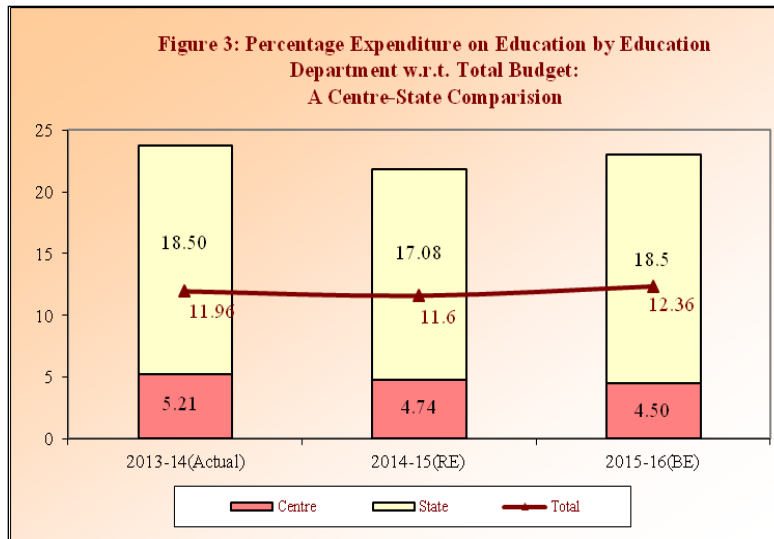


Figure-4 - a bar chart, depicts the Plan and non-Plan Expenditure of Centre and State incurred by Education Department. It brings out contrast in emphasis on Plan and Non-Plan expenditure by Centre and States.

**Figure-4: Plan and Non Plan Expenditure on Education:
Centre -State Comparison**

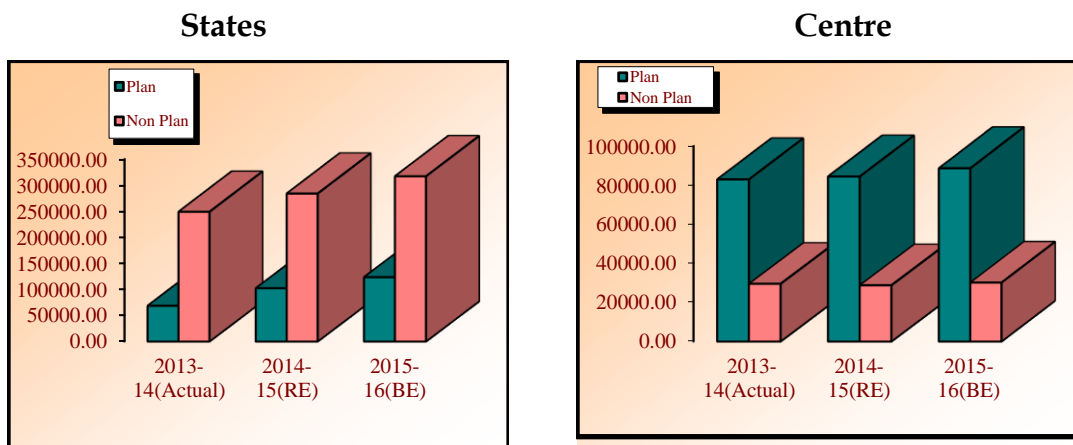


Table (2) summarizes the total budget provisions (Revenue Account) for expenditure on education in respect of Education Departments as well as other departments with the break-up of Plan and Non-Plan provisions for the year 2013-14 (Actuals), 2014-15 (Revised Estimates) and 2015-16 (Budget Estimates).

The Actual Expenditure on education and training during 2013-14 by the Centre under the Revenue Account was Rs.112629.03 crore (Rs.83015.99 crore for Plan and Rs.29613.04 crore for Non-Plan) which constituted 8.21% of the total central expenditure (Revenue Account).

The Actual Expenditure on education by education and other department during 2013-14 by the States/Union Territories was Rs.318249.79 crore (Rs. 68808.26 crore for Plan and Rs. 249441.53 crore for Non-Plan) and formed 22.50% of the total expenditure (Revenue Account) for all States/Union Territories.

In 2013-14, the actual expenditure (Revenue Account) of Education Departments of the Centre and the States/Union Territories amounted to Rs.333231.91 crore, comprising Rs.102952.24 crore for Plan and Rs.230279.67 crore for Non-Plan, forming 11.96% of the total expenditure on all sectors. The Central expenditure for the education departments was Rs.71494.77 crore (Rs.58048.79 crore Plan and Rs. 13445.98 crore for Non-Plan) whereas expenditure of the States/Union Territories was Rs.261737.12 crore (Rs. 44903.45 crore for Plan and Rs. 216833.69 crore for Non-Plan).

In 2014-15 the Revised Estimates for education and training by the Centre under the Revenue Account amounted to Rs.113330.16 crore (Rs.84472.25 crore for Plan and Rs.28857.91 crore for Non-Plan). The Revised Estimates for education by the Centre constituted 7.61% (23.02% for Plan and 2.57% for Non-Plan) of the total Revised Estimates of the Centre.

The Revised Estimates for education and training during 2014-15 by the States/Union Territories was Rs. 386792.71 crore (Rs.102458.84 crore for Plan and Rs. 284333.87 crore for Non-Plan) forming 20.75% of the total Revised Estimates (Revenue Account) of all States/Union Territories.

The Revised Estimates of 2014-15 of the Education Departments of Centre and States/UTs rose to Rs. 388822.72 crore (Rs.129034.33 crore for Plan and Rs.259788.40 crore for Non-Plan) constituting 11.60% of the total Revised Estimates of expenditure on all sectors. The Revised Estimates for the Central Education Departments were Rs.70555.00 crore (Rs.56567.90 crore for Plan and Rs.13987.10 crore for Non-Plan) whereas the Revised Estimates for the States/Union Territories were Rs. 318267.73 crore (Rs. 72466.43 crore for Plan and Rs.245801.30 crore for Non-Plan). The percentage of Central Plan for the Education Departments (Revised Estimates) to the total Central Plan budget (Revised Estimates) was 15.42% while it was 1.25% in case of Non-Plan expenditure on education.

The budget estimates for 2015-16 (Revenue Account) for expenditure on education of the Centre and States/Union Territories amounted to Rs.560073.36 crore comprising Rs.433342.36 crore by the education departments and Rs. 126731.00 crore by the other departments. The total budget for education constitutes 15.82 % of the total respective budget under the Revenue Account.

The Central budget provision (Revenue Account) for education and other Department including training is Rs.118942.97 crore, comprising Rs.88687.56 crore for Plan and Rs.30255.41 crore for Non-Plan. This amount constituted 7.74% (26.87% for Plan and 2.51% for Non-Plan) of the total central budget (Revenue Account) for the year 2015-16.

The total budget provision (Revenue Account) of all States/Union territories for education is Rs.364267.60 crore (Rs.84874.27 crore for Plan and Rs.279393.33 crore for Non-Plan) constituting 18.18% of the total budget (Revenue Account) of all States and Union Territories.

The total budget provision (Revenue Account) of Education Departments of the Centre and the States/Union Territories for the year 2015-16 amounted to Rs.433342.36 crore, comprising Rs.139768.03 crore for Plan and Rs.293574.33 crore for Non-Plan forming 12.24% to the total budget of all sectors. The Central budget for the Education Departments was Rs.69074.76 crore (Rs.54893.76 crore for Plan and Rs.14181.00 crore for Non-Plan) whereas the budget provision for the States/Union Territories was Rs.364267.60 crore (Rs.84874.27 crore for Plan and Rs.279393.31 crore for Non-Plan). The percentage provision of Centre plan expenditure to the total plan budget was 16.63%, while it was 1.18% for Non-Plan.

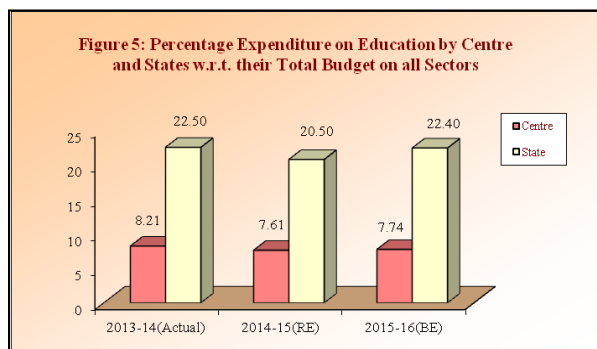


Figure-5 indicates Percentage Expenditure on Education by Centre and States w.r.t their Total Budget on all sectors. Table (3) depicts the budget provisions (Revenue Account) for education vis-à-vis training (Formal & Informal) at the Centre and in the States/Union Territories for the year 2015-16.

The Figure-6(i) and Figure-6(ii) - pie-charts, corresponding to this table show that meager 1.65% of the total Centre Budget for Education spent on Training. The respective figure for States is 2.95%.

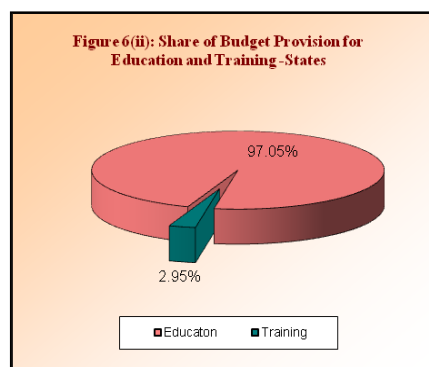
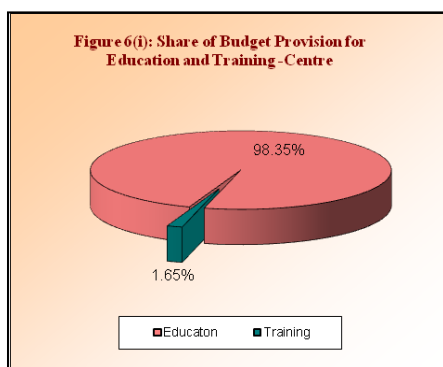
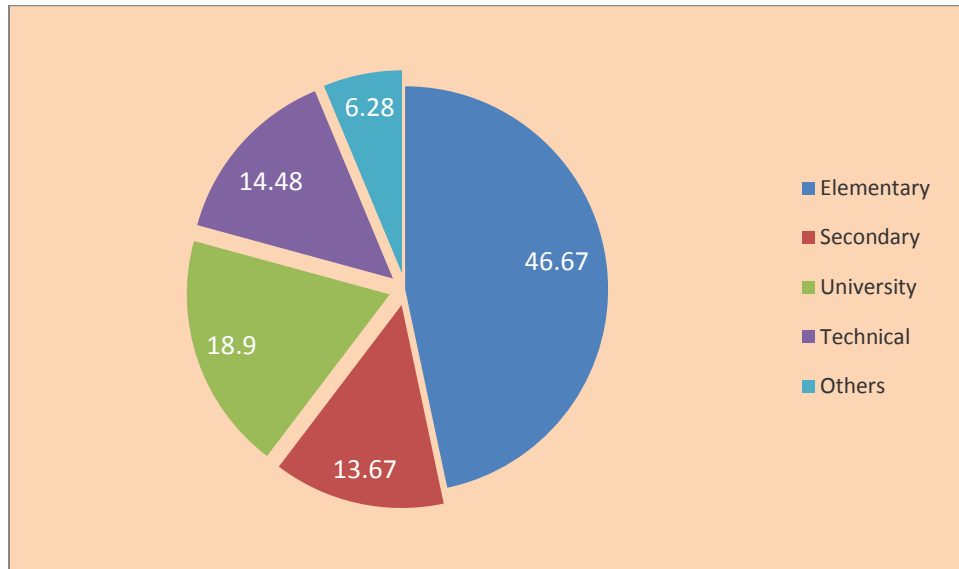


Table (4) gives the sector-wise break-up of the budgeted expenditure on education in the Central Sector of the Ministry of Human Resource Development, Departments of Education for the years 2013-14 (Actuals), 2014-15 (Revised Estimates) and 2015-16 (Budget Estimates). Besides, break-up of Plan and Non-Plan expenditure is also given.

Table (4) indicates that in 2015-16 a major share of Rs. 32239.20 crore or 46.67% of the total budget of the Department of Education is provided for Elementary Education. The second priority is given to University & Higher Education (including DL & Student Finance) which is Rs. 16160.59 crore or 23.40%. The third priority is given to Technical Education which is Rs.10000.98 crore or 14.48%; Rs.9440.67 crore or 13.67% for Secondary Education and Rs.539.63 crore forming 0.78% for Adult Education and Rs.417.18 crores or 0.60% for Language Development Programmes and Rs.276.51 crores or 0.40% for general purposes including research and international co-operation.

Statement (1) gives Ministry/Department wise details of the central budget provision for education including training. This provision, which was Rs.118942.96 crore in 2015-16 constituted 7.74% of the total central budget. The corresponding percentage of budget provision in 2013-14 and 2014-15 as 7.61% and 8.21% respectively.

Figure-7 - A pie-chart also depicts relative emphasis on various sub-sectors in the Central Budget (Revenue Account).



III. EXPENDITURE ON EDUCATION AS PERCENTAGE OF GROSS DOMESTIC PRODUCT (GDP)/ GROSS STATE DOMESTIC PRODUCT (GSDP)

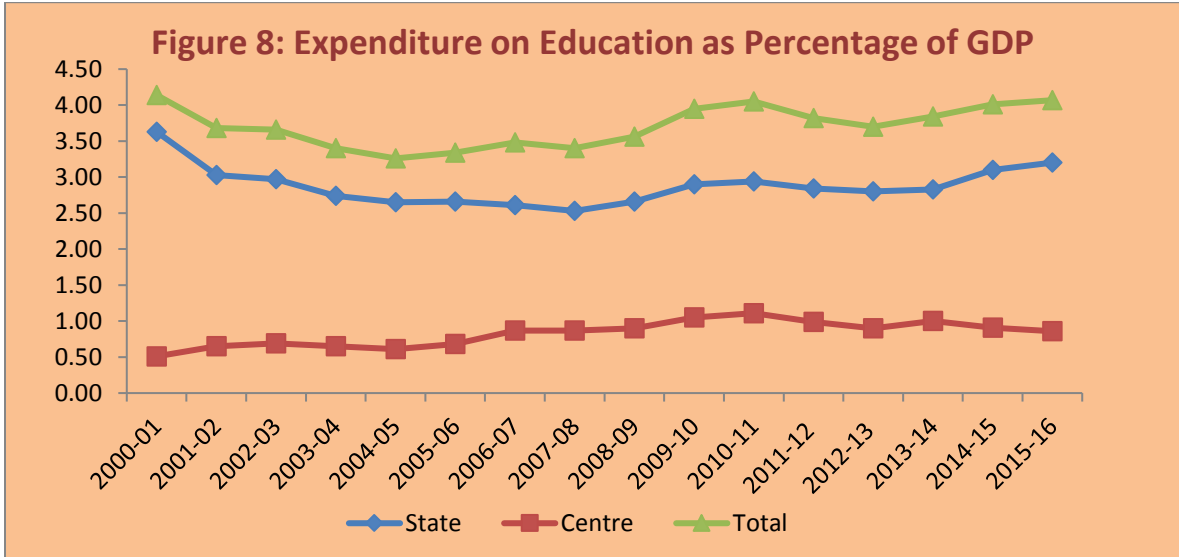


Figure-8 based on Table 5 indicates the year-wise expenditure on education as percentage of National GDP for States, Centre and Total. It may be seen here that total expenditure on education as percentage of GDP was highest (4.14%) in 2000-01 but this level could not be sustained in the following year and comes down to 3.26% in the year 2004-05. After that it again started increasing but at a very slow rate.

If we look at the percentage for Centre and States separately, we found that centre's share showing an increasing trend over the years and gone up from 0.51% in 2000-01 to 1.00% in 2013-14, while state's share has declined from 3.63% in the year 2000-01 to 3.20% in 2015-16.

The total Budgeted expenditure of all Departments on the Revenue Account for all States and UTs during 2015-16 formed 25.72% of the total Gross Domestic Product (GDP) and only 3.15% of the GDP was provided in the budgets of the education departments. When the provision for education for all departments including education departments is taken into account this percentage works out to be 4.07%.

Table - 6 shows the absolute estimated public expenditure and estimated public expenditure on Education as percentage of Gross Domestic Product (GDP) sector wise as well as with the break up of States/UTs. and Center for the year 2013-14(Actual), 2014-15(Revised Estimates) and 2015-16(Budget Estimates). The expenditure on elementary education is about 1.79% of GDP which is maximum among all other sub sectors of education followed by secondary education which is hovering around 1.00% of GDP. Contribution made by adult education (0.01) as percentage of GDP is lowest among all the sub sectors followed by university & Higher Education and Technical education for which it is around 0.71% and 0.56% respectively. The percentage of total

budgeted expenditure of States/UTs to their Gross State Domestic Product is worked out in Table-7.

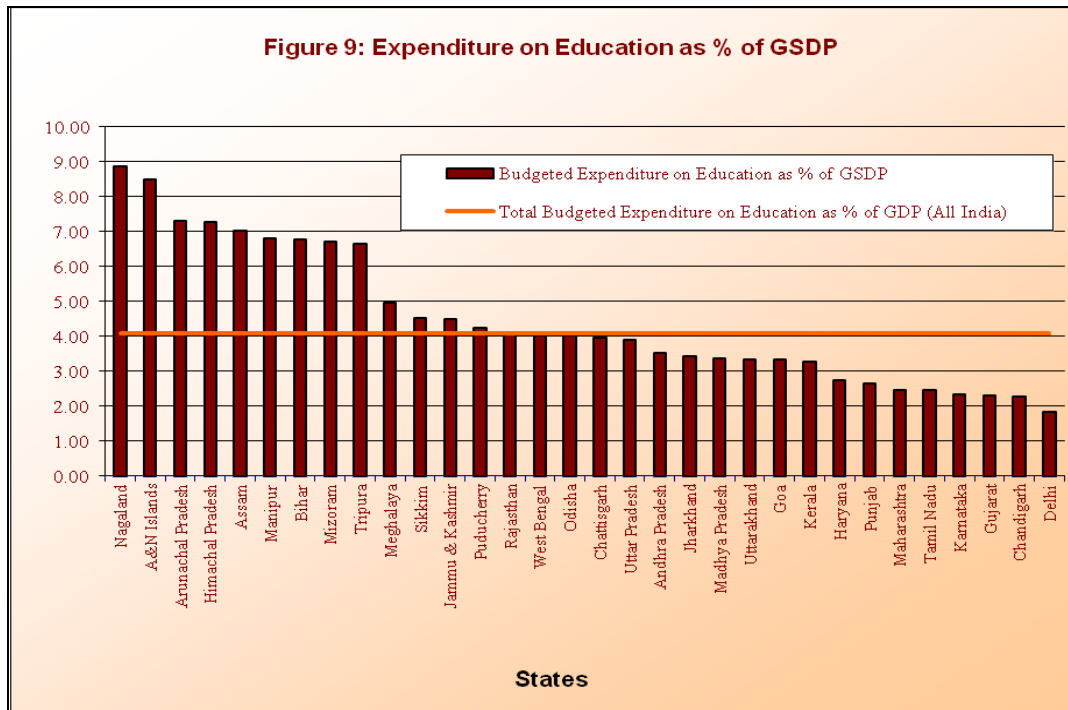


Figure-9 indicates the State-wise relationship between budgeted expenditure on education for all departments on Revenue Account in terms of the Gross State Domestic Product for the available years of various States and Union Territories for the purpose of comparative study. It is observed from the graph that the percentage of expenditure on education is below the National GDP in respect of the major states such as Haryana, Gujarat, Punjab, West Bengal, Maharashtra, Andhra Pradesh, Odisha, Karnataka, Kerala, Tamil Nadu, Jharkhand, Madhya Pradesh, Uttarakhand, Uttar Pradesh, Chhattisgarh, Rajasthan and Goa.

IV. EXPLANATORY NOTE ON SECTOR-WISE EXPENDITURE ON EDUCATION

Table-6 presents Public Expenditure on different sectors of Education i.e. Elementary, Secondary, University, Adult and Technical Education as percentage of GDP for Centre and States/UTs separately. Sector wise break up of expenditure incurred by other departments on education is not available in the budget documents of the Central Ministries (other than MHRD) and budget documents of States/UTs. Therefore to arrive at the sector wise expenditure on education following method has been adopted:-

Ministries of Railways, Defence, Labour and Employment, Social Justice & Empowerment, Culture, Tribal Development of North Eastern Region and Department of Women & Child Development mainly goes towards Elementary and Secondary Education sectors and therefore expenditure incurred by these Ministries has been counted towards Elementary & Secondary in the same proportion as that of the expenditure incurred by the Education Department on these two sectors.

Expenditure incurred by the Ministries of Agriculture, Civil Aviation, Finance, Home Affairs, External Affairs, Environment & Forests, Rural Development, Panchayat Raj, Shipping, Road Transport & Highways, Tourism, Urban Development, Water Resources, Youth Affairs & Sports and Consumer Affairs, Food & Public Distribution presumably mainly goes towards Higher Education sector and therefore expenditure incurred by these Ministries has been counted towards University & Higher Education sector.

Expenditure incurred by the Ministries of Health & Family Welfare, Information & Broadcasting, Power, Science & Technology, Small Scale Industries, Earth Science and Mines goes towards Technical Education sector.

**ANALYTICAL
TABLES**

**Table No. (1) - Budgeted Expenditure on Education by Education Department and Other Departments
(Revenue+ Capital + Loan & Advances)**

(Rupees in Crores)

	Actuals (2013-14)			Revised Estimates (2014-15)			Budget Estimates (2015-16)		
	Expenditure on Education			Expenditure on Education			Expenditure on Education		
	Education Department	Other Department	Total	Education Department	Other Department	Total	Education Department	Other Department	Total
1	2	3	4	5	6	7	8	9	10
Centre									
Total	71494.77 (4.58)	41134.26 (2.64)	112629.03 (7.22)	70555.00 (4.20)	42775.16 (2.54)	113330.16 (6.74)	69074.76 (3.89)	49868.20 (2.81)	118942.96 (6.69)
States/UTs									
Total	268828.64 (16.08)	56512.65 (3.38)	325341.29 (19.47)	329360.48 (14.77)	68530.45 (3.07)	397890.93 (17.84)	378964.79 (15.74)	76862.79 (3.19)	455827.58 (18.93)
Total(Centre + States/UTs)									
Total	340323.41 (10.53)	97646.91 (3.02)	437970.32 (13.56)	399915.48 (10.22)	111305.61 (2.85)	511221.09 (13.07)	448039.55 (10.70)	126730.99 (3.03)	574770.54 (13.73)

NOTE---Figures in brackets indicate percentage to total Budget of all Sectors.

Table No. (2) - Budgeted Expenditure (Plan and Non-Plan) by Education and Other Departments (Revenue Account)
(Rupees in Crores)

	Actuals (2013-14)			Revised Estimates (2014-15)			Budget Estimates (2015-16)		
	Expenditure on Education			Expenditure on Education			Expenditure on Education		
	Education Department	Other Department	Total	Education Department	Other Department	Total	Education Department	Other Department	Total
1	2	3	4	5	6	7	8	9	10
Centre									
Plan	58048.79 (16.46)	24967.20 (7.08)	83015.99 (23.54)	56567.90 (15.42)	27904.35 (7.61)	84472.25 (23.02)	54893.76 (16.63)	33793.80 (10.24)	88687.56 (26.87)
Non Plan	13445.98 (1.32)	16167.06 (1.59)	29613.04 (2.16)	13987.10 (1.25)	14870.81 (1.33)	28857.91 (2.57)	14181.00 (1.18)	16074.41 (1.33)	30255.41 (2.51)
Total	71494.77 (5.21)	41134.26 (3.00)	112629.03 (8.21)	70555.00 (4.74)	42775.16 (2.87)	113330.16 (7.61)	69074.76 (4.50)	49868.21 (3.25)	118942.97 (7.74)
States/Uts									
Plan	44903.45 (13.87)	23904.81 (7.39)	68808.26 (21.26)	72466.43 (13.01)	29992.41 (5.38)	102458.84 (18.40)	84874.27 (14.26)	38849.90 (6.53)	123724.17 (20.79)
Non Plan	216833.69 (19.88)	32607.84 (2.99)	249441.53 (22.86)	245801.30 (18.81)	38538.03 (2.95)	284339.33 (21.76)	279393.33 (19.84)	38012.89 (2.70)	317406.22 (22.53)
Total	261737.14 (18.50)	56512.65 (3.99)	318249.79 (22.50)	318267.73 (17.08)	68530.44 (3.68)	386798.17 (20.75)	364267.60 (18.18)	76862.79 (3.84)	441130.39 (22.02)
Total(Centre + States/Uts)									
Plan	102952.24 (15.22)	48872.01 (7.23)	151824.25 (22.45)	129034.33 (13.97)	57896.76 (6.27)	186931.09 (20.23)	139768.03 (15.11)	72643.70 (7.85)	212411.73 (22.96)
Non Plan	230279.67 (10.91)	48774.90 (2.31)	279054.57 (13.23)	259788.40 (10.70)	53408.84 (2.20)	313197.24 (12.90)	293574.33 (11.23)	54087.30 (2.07)	347661.63 (13.30)
Total	333231.91 (11.96)	97646.91 (3.50)	430878.82 (15.46)	388822.73 (11.60)	111305.60 (3.32)	500128.33 (14.92)	433342.36 (12.24)	126731.00 (3.58)	560073.36 (15.82)

NOTE---Figures in brackets indicate percentage to total Budget of all Sectors.

Table No. (3) - Budgeted Expenditure on Education and Training (Revenue Account)

(Rupees in Crores)

1	Actuals (2012-13)			Revised Estimates (2013-14)			Budget Estimates (2015-16)		
	Centre 2	States/Uts 3	Total 4	Centre 5	States/Uts 6	Total 7	Centre 8	States/Uts 9	Total 10
Education									
Education Deptts	71494.77 (5.21)	261737.14 (18.50)	333231.91 (11.96)	70555.00 (4.74)	318267.73 (17.08)	388822.73 (11.60)	69074.76 (4.50)	364267.61 (18.18)	433342.37 (12.24)
Other Depts	39575.03 (2.88)	47054.90 (3.33)	86629.93 (3.11)	41012.87 (2.75)	55026.65 (2.95)	96039.52 (2.86)	47907.66 (3.12)	63841.65 (3.19)	111749.31 (3.16)
Total	111069.80 (8.10)	308792.04 (21.83)	419861.84 (15.07)	111567.87 (7.49)	373294.38 (20.03)	484862.25 (14.46)	116982.42 (7.62)	428109.26 (21.37)	545091.68 (15.40)
Training									
Total	1559.23 (0.11)	9457.75 (0.67)	11016.98 (0.40)	1762.29 (0.12)	13503.79 (0.72)	15266.08 (0.46)	1960.55 (0.13)	13021.13 (0.65)	14981.68 (0.42)
Grand Total	112629.03 (8.21)	318249.79 (22.50)	430878.82 (15.46)	113330.16 (7.61)	386798.17 (20.75)	500128.33 (14.92)	118942.97 (7.74)	441130.39 (22.02)	560073.36 (15.82)

NOTE---Figures in brackets indicate percentage to total Budget of all Sectors.

Table-4 Budgeted Expenditure on Education by MHRD of Central Government (Revenue Account)

(Rs in Crores)

S.No.	Sectors	Actuals (2013 -14)			Revised Estimates (2014-15)			Budget Estimates (2015-16)		
		Plan	Non-Plan	Total	Plan	Non-Plan	Total	Plan	Non-Plan	Total
		2	3	4	5	6	7	8	9	10
Department of School Education and Literacy (SE & L)										
1	Elementary Education	36500.76	6.72	36507.48	36137.17	8.28	36145.45	32230.50	8.70	32239.20
2	Secondary Education	6884.26	3162.65	10046.91	6973.50	3275.01	10248.51	6272.00	3168.67	9440.67
3	Adult Education	419.32	2.56	421.88	457.23	3.81	461.04	536.00	3.63	539.63
	TOTAL (SE & L)	43804.34	3171.93	46976.27	43567.90	3287.10	46855.00	39038.50	3181.00	42219.5
Department Of Higher Education (HE)										
1	University Education	5396.49	7387.81	12784.3	4338.49	7360.35	11698.84	5655.00	7397.59	13052.59
2	Language Development	240.82	103.33	344.15	206.56	107.62	314.18	300.00	117.18	417.18
3	Technical Education	6578.06	2654.83	9232.89	6281.82	3067.63	9349.45	6705.00	3295.98	10000.98
4	Book Promotion	31.26	21.56	52.82	32.27	27.73	60.00	17.26	32.58	49.84
5	Planning & Administration	73.31	100.03	173.34	64.00	129.41	193.41	78.00	148.67	226.67
6	Student' Financial Aid	1718.96	0.00	1718.96	1801.00	0.00	1801.00	2400.00	0.00	2400.00
7	Distance Learning	205.55	6.49	212.04	275.86	7.26	283.12	700.00	8.00	708.00
	TOTAL Higher Education	14244.45	10274.05	24518.50	13000.00	10700.00	23700.00	15855.26	11000.00	26855.26
	GRAND TOTAL (SE&L + HE)	58048.79	13445.98	71494.77	56567.90	13987.10	70555.00	54893.76	14181.00	69074.76

NOTE: MHRD - Ministry of Human Resource Development

Table (5) - Statement Indicating the Public Expenditure on Education as percentage of GDP

S.No.	Year	G D P at current prices (at factor cost) (Rs. in crore)	Total Expenditure on Education by Education Department (Rs. in crore)						Total Expenditure on Education by Education & Other Department (Rs. in crore)					
			States	Centre	States+Centre	States as % of GDP	Centre as % of GDP	(States+Centre) as % of GDP	States	Centre	States+Centre	States as % of GDP	Centre as % of GDP	(States+Centre) as % of GDP
1	2	3	4	5	6	7	8	9	10	11	12	13	14	15
1	1999-2000	1847273.00	53948.84	7332.62	61281.46	2.92	0.40	3.32	63909.23	10906.86	74816.09	3.46	0.59	4.05
2	2000-01	1991982.00	54572.84	7925.25	62498.09	2.74	0.40	3.14	72290.53	10195.95	82486.48	3.63	0.51	4.14
3	2001-02	2167745.00	56810.73	8036.98	64847.71	2.62	0.37	2.99	65746.19	14119.52	79865.71	3.03	0.65	3.68
4	2002-03	2338200.00	59472.29	9089.25	68561.54	2.54	0.39	2.93	69350.70	16156.63	85507.33	2.97	0.69	3.66
5	2003-04	2622216.00	62867.46	10177.47	73044.93	2.40	0.39	2.79	71978.28	17100.97	89079.25	2.74	0.65	3.40
6	2004-05	2971464.00	68169.62	13111.23	81280.85	2.29	0.44	2.73	78668.14	18025.96	96694.10	2.65	0.61	3.26
7	2005-06	3390503.00	76660.54	17823.16	94483.70	2.26	0.53	2.79	90018.94	23209.77	113228.71	2.66	0.68	3.34
8	2006-07	3953276.00	86466.89	23873.47	110340.36	2.19	0.60	2.79	103147.47	34236.52	137383.99	2.61	0.87	3.48
9	2007-08	4582086.00	98609.88	26769.75	125379.63	2.15	0.58	2.74	115877.90	39919.37	155797.27	2.53	0.87	3.40
10	2008-09	5303567.00	118386.73	34435.67	152822.40	2.23	0.65	2.88	141091.25	47977.59	189068.84	2.66	0.90	3.56
11	2009-10	6108903.00	150194.39	39941.69	190136.08	2.46	0.65	3.11	177232.79	64023.23	241256.02	2.90	1.05	3.95
12	2010-11	7248860.00	181604.73	51905.38	233510.11	2.51	0.72	3.22	212817.50	80660.73	293478.23	2.94	1.11	4.05
13	2011-12	8736329.00	209830.99	60260.79	270091.78	2.40	0.69	3.09	247855.86	86074.52	333930.38	2.84	0.99	3.82
14	2012-13	9944013.00	233124.92	66087.62	299212.54	2.34	0.66	3.01	278375.27	89757.60	368132.87	2.80	0.90	3.70
15	2013-14	11233522.00	261737.14	71494.77	333231.91	2.33	0.64	2.97	318249.79	112629.03	430878.82	2.83	1.00	3.84
16	2014-15 (RE)	12467959.00	318267.73	70555.00	388822.73	2.55	0.57	3.12	386798.18	113330.16	500128.34	3.10	0.91	4.01
16	2015-16 (BE)	13764037.00	364267.61	69074.76	433342.37	2.65	0.50	3.15	441130.40	118942.96	560073.36	3.20	0.86	4.07

Note:-

GDP figures for 1999-2000 to 2003-04 are on the base year 1999-00 series, from 2004-05 to 2010-11 base year is 2004-05 Series, from 2011-12 onwards are on new series with base year 2011-12.

Source : GDP figures are taken from National Accounts Statistics of Central Statistics Organisation (CSO) as on 31.01.2018

Table 6: Statement indicating Public expenditure on Education as percentage of GDP Sector-wise (Estimated)

SNo.	Sector	Expenditure (Rs in crore)			Expenditure(As % of GDP)		
		States/Uts	Centre	Total	States/Uts	Centre	Total
Year 2013-14(Actual) GDP :- Rs.11233522 crore							
1	Elementary Education	138053.48	44096.93	182150.40	1.23	0.39	1.62
2	Secondary Education	94939.21	12135.54	107074.74	0.85	0.11	0.95
3	University & Higher Education	48957.90	26254.15	75212.05	0.44	0.23	0.67
4	Adlut Education	512.06	421.88	933.94	0.00	0.00	0.01
5	Technical Education	35787.14	29720.53	65507.67	0.32	0.26	0.58
Total (Education)		318249.78	112629.03	430878.81	2.83	1.00	3.84
Year 2014-15(RE) GDP :- Rs.12467959 crore(Provisional)							
1	Elementary Education	173849.69	44909.35	218759.03	1.39	0.36	1.75
2	Secondary Education	112121.04	12733.38	124854.42	0.90	0.10	1.00
3	University & Higher Education	55415.31	23883.18	79298.48	0.44	0.19	0.64
4	Adlut Education	957.00	461.04	1418.04	0.01	0.00	0.01
5	Technical Education	44455.15	31343.21	75798.36	0.36	0.25	0.61
Total (Education)		386798.18	113330.16	500128.34	3.10	0.91	4.01
Year 2015-16(BE) GDP :- Rs.13764037 crore (Provisional)							
1	Elementary Education	203914.28	42169.14	246083.42	1.48	0.31	1.79
2	Secondary Education	124999.86	12348.47	137348.34	0.91	0.09	1.00
3	University & Higher Education	66757.88	31401.18	98159.06	0.49	0.23	0.71
4	Adlut Education	878.18	539.63	1417.81	0.01	0.00	0.01
5	Technical Education	44580.19	32484.54	77064.73	0.32	0.24	0.56
Total (Education)		441130.40	118942.96	560073.36	3.20	0.86	4.07

Table No.7 (a) : Relationship between Budgeted Expenditure on Education and Gross State Domestic Product (GSDP) of States and Uts during 2015-16

(Rs.in crores)										
Sl. No.	States/UTs	Gross State Domestic Product at Current Prices,Base year-2015-16	Total State Revenue Budget	Total Expenditure on Education & Training by Education & Other Department	Total Expenditure on Education by Education Department	% of Total Revenue Budget to GSDP	% of Education & Training Budget to Total Revenue Budget	% of Education Budget of Education Department to Total Revenue Budget	% of Education & Training Budget of Education & Other Department to Total GSDP	% of Education Budget of Education Department to GSDP
1	2	3	4	5	6	7	8	9	10	11
1	Andhra Pradesh	609934.00	97424.78	21501.36	15527.29	15.97	22.07	15.94	3.53	2.55
2	Arunachal Pradesh	20433.00	9302.43	1484.58	1359.00	45.53	15.96	14.61	7.27	6.65
3	Assam	226276.00	51562.85	15895.82	14024.10	22.79	30.83	27.20	7.02	6.20
4	Bihar	381501.00	91208.11	25801.69	21028.43	23.91	28.29	23.06	6.76	5.51
5	Chhattisgarh	260776.00	53729.82	10349.90	9327.81	20.60	19.26	17.36	3.97	3.58
6	Goa	54275.00	9529.01	1809.77	1364.78	17.56	18.99	14.32	3.33	2.51
7	Gujarat	1025188.00	101986.68	23929.73	17828.21	9.95	23.46	17.48	2.33	1.74
8	Haryana	485184.00	61869.60	13276.33	11489.80	12.75	21.46	18.57	2.74	2.37
9	Himachal Pradesh	112852.00	23487.69	8209.83	7591.65	20.81	34.95	32.32	7.27	6.73
10	Jammu & Kashmir	119093.00	34714.08	5349.58	3892.37	29.15	15.41	11.21	4.49	3.27
11	Jharkhand	231294.00	43343.25	7900.55	6521.77	18.74	18.23	15.05	3.42	2.82
12	Karnataka	1012804.00	115449.68	23654.69	19051.30	11.40	20.49	16.50	2.34	1.88
13	Kerala	557947.00	85259.12	18322.17	14893.58	15.28	21.49	17.47	3.28	2.67
14	Madhya Pradesh	530443.00	108834.90	18341.44	14911.47	20.52	16.85	13.70	3.46	2.81
15	Maharashtra	2001223.00	201987.90	49264.99	40742.48	10.09	24.39	20.17	2.46	2.04
16	Manipur	19233.00	7965.08	1311.99	898.60	41.41	16.47	11.28	6.82	4.67
17	Meghalaya	25967.00	7621.48	1274.22	1081.35	29.35	16.72	14.19	4.91	4.16
18	Mizoram	15339.00	6091.28	1028.10	952.16	39.71	16.88	15.63	6.70	6.21
19	Nagaland	19816.00	8661.63	1755.14	1568.95	43.71	20.26	18.11	8.86	7.92
20	Odisha	330874.00	65838.99	13779.77	11873.67	19.90	20.93	18.03	4.16	3.59
21	Punjab	391543.00	52623.20	10364.89	9054.52	13.44	19.70	17.21	2.65	2.31
22	Rajasthan	683758.00	110804.85	27661.84	23470.90	16.21	24.96	21.18	4.05	3.43
23	Sikkim	16954.00	4258.51	766.39	644.73	25.12	18.00	15.14	4.52	3.80
24	Tamil Nadu	1161963.00	147297.35	28415.71	24035.65	12.68	19.29	16.32	2.45	2.07
25	Telangana	567588.00	93600.21	16996.76	10272.92	16.49	18.16	10.98	2.99	1.81
26	Tripura	34368.00	9125.55	1674.72	1470.17	26.55	18.35	16.11	4.87	4.28
27	Uttarakhand	175772.00	25739.33	5908.04	5066.88	14.64	22.95	19.69	3.36	2.88
28	Uttar Pradesh	1119862.00	215756.18	43752.00	36878.88	19.27	20.28	17.09	3.91	3.29
29	West Bengal @	800868.00	113100.22	28574.95	26610.68	14.12	25.27	23.53	3.57	3.32
30	A&N Islands	5932.00	3286.73	503.13	435.88	55.41	15.31	13.26	8.48	7.35
31	Chandigarh	28643.00	3260.53	662.80	459.28	11.38	20.33	14.09	2.31	1.60
32	Delhi	548081.00	30402.09	10111.07	8774.40	5.55	33.26	28.86	1.84	1.60
33	Puducherry	25060.00	5598.33	1043.83	777.01	22.34	18.65	13.88	4.17	3.10
	All India (2015-16)	13764037.00	3539718.29	560073.36	433342.37	25.72	15.82	12.24	4.07	3.15

Note: (i) GSDP figures have been taken from National Accounts Division, CSO, MOSPL.

(ii) @ GSDP figure for year 2015-16 is not available with CSO ,therefore GSDP of West Bengal is for year 2014-15 has been taken from Ntional Accounts Division, CSO as on 31.07.2015.

Table No.7(b): Relationship between Budgeted Expenditure on Education and Gross State Domestic Product (GSDP) of States and Uts during 2014-15

(Rs.in crores)										
Sl. No.	States/UTs	Gross State Domestic Product at Current Prices,Base year-2014-15	Total State Revenue Budget	Total Expenditure on Education & Training by Education & Other Department	Total Expenditure on Education by Education Department	% of Total Revenue Budget to GSDP	% of Education & Training Budget to Total Revenue Budget	% of Education Budget of Education Department to Total Revenue Budget	% of Education & Training Budget of Education & Other Department to Total GSDP	% of Education Budget of Education Department to GSDP
1	2	3	4	5	6	7	8	9	10	11
1	Andhra Pradesh	526468.00	98308.63	18543.59	13187.88	18.67	18.86	13.41	3.52	2.50
2	Arunachal Pradesh	17960.00	8522.80	1195.02	1052.54	47.45	14.02	12.35	6.65	5.86
3	Assam	195723.00	52429.18	16019.12	13982.68	26.79	30.55	26.67	8.18	7.14
4	Bihar	342951.00	100254.89	24993.94	20106.08	29.23	24.93	20.05	7.29	5.86
5	Chhattisgarh	234982.00	46665.43	9923.22	8623.16	19.86	21.26	18.48	4.22	3.67
6	Goa	47814.00	7953.96	1401.29	1067.56	16.64	17.62	13.42	2.93	2.23
7	Gujarat	921773.00	92597.89	23183.91	16407.87	10.05	25.04	17.72	2.52	1.78
8	Haryana	437462.00	54919.09	10997.28	9411.04	12.55	20.02	17.14	2.51	2.15
9	Himachal Pradesh	103742.00	20445.03	5316.35	4531.53	19.71	26.00	22.16	5.12	4.37
10	Jammu & Kashmir	98333.00	31050.59	4832.98	3606.04	31.58	15.56	11.61	4.91	3.67
11	Jharkhand	218525.00	40073.33	6630.46	5256.23	18.34	16.55	13.12	3.03	2.41
12	Karnataka	912647.00	108747.62	24457.52	20289.82	11.92	22.49	18.66	2.68	2.22
13	Kerala	512564.00	73852.31	15236.96	12300.42	14.41	20.63	16.66	2.97	2.40
14	Madhya Pradesh	480121.00	98249.60	15810.12	12815.66	20.46	16.09	13.04	3.29	2.67
15	Maharashtra	1773744.00	194677.31	46399.68	37853.76	10.98	23.83	19.44	2.62	2.13
16	Manipur	18129.00	8990.13	1399.76	875.41	49.59	15.57	9.74	7.72	4.83
17	Meghalaya	23235.00	9902.78	1224.15	1042.20	42.62	12.36	10.52	5.27	4.49
18	Mizoram	13509.00	6268.51	961.76	878.93	46.40	15.34	14.02	7.12	6.51
19	Nagaland	18401.00	7605.56	1336.79	1203.10	41.33	17.58	15.82	7.26	6.54
20	Odisha	314267.00	60272.15	12504.52	10774.54	19.18	20.75	17.88	3.98	3.43
21	Punjab	354908.00	48982.74	9556.81	8146.28	13.80	19.51	16.63	2.69	2.30
22	Rajasthan	615695.00	100887.94	22225.69	20295.48	16.39	22.03	20.12	3.61	3.30
23	Sikkim	15407.00	4895.44	744.58	651.33	31.77	15.21	13.30	4.83	4.23
24	Tamil Nadu	1072775.00	136725.38	26853.33	22789.87	12.75	19.64	16.67	2.50	2.12
25	Telangana	505664.00	79809.76	13223.02	7421.17	15.78	16.57	9.30	2.61	1.47
26	Tripura	27422.00	8303.07	1493.25	1312.91	30.28	17.98	15.81	5.45	4.79
27	Uttarakhand	161439.00	24352.48	5456.09	4719.48	15.08	22.40	19.38	3.38	2.92
28	Uttar Pradesh	1011790.00	191590.23	31827.33	28098.92	18.94	16.61	14.67	3.15	2.78
29	West Bengal @	800868.00	106827.98	22288.20	20448.65	13.34	20.86	19.14	2.78	2.55
30	A&N Islands	5478.00	2957.88	426.02	386.50	54.00	14.40	13.07	7.78	7.06
31	Chandigarh	26551.00	2958.47	700.06	498.97	11.14	23.66	16.87	2.64	1.88
32	Delhi	494885.00	26037.78	8390.06	7261.37	5.26	32.22	27.89	1.70	1.47
33	Puducherry	22574.00	5055.22	850.24	632.34	22.39	16.82	12.51	3.77	2.80
	All India (2014-15)	12467959.00	335259.43	500128.33	388822.72	26.89	14.92	11.60	4.01	3.12
Note: (i) GSDP figures have been taken from National Accounts Division, CSO, MOSPI.										
(ii) @ GSDP figure for year 2015-16 is not available with CSO ,therefore GSDP of West Bengal is for year 2014-15 has been taken from Ntional Accounts Division, CSO as on 31.07.2015.										

Table No.7(c): Relationship between Budgeted Expenditure on Education and Gross State Domestic Product (GSDP) of States and Uts during 2013-14

(Rs.in crores)										
Sl. No.	States/UTs	Gross State Domestic Product at Current Prices, Base year-2013-14	Total State Revenue Budget	Total Expenditure on Education & Training by Education & Other Department	Total Expenditure on Education by Education Department	% of Total Revenue Budget to GSDP	% of Education & Training Budget to Total Revenue Budget	% of Education Budget of Education Department to Total Revenue Budget	% of Education & Training Budget of Education & Other Department to Total GSDP	% of Education Budget of Education Department to GSDP
1	2	3	4	5	6	7	8	9	10	11
1	Andhra Pradesh	464272.00	110374.49	24794.78	17570.12	23.77	22.46	15.92	5.34	3.78
2	Arunachal Pradesh	14581.00	5731.40	721.81	625.02	39.31	12.59	10.91	4.95	4.29
3	Assam	177745.00	31971.81	10448.91	9386.09	17.99	32.68	29.36	5.88	5.28
4	Bihar	317101.00	62477.23	16540.88	13376.25	19.70	26.48	21.41	5.22	4.22
5	Chhattisgarh	206690.00	32859.57	6964.00	5916.60	15.90	21.19	18.01	3.37	2.86
6	Goa	35921.00	6803.28	1369.25	1017.37	18.94	20.13	14.95	3.81	2.83
7	Gujarat	807623.00	75258.55	20323.30	14230.61	9.32	27.00	18.91	2.52	1.76
8	Haryana	400662.00	41887.10	8507.71	7236.03	10.45	20.31	17.28	2.12	1.81
9	Himachal Pradesh	94764.00	17352.48	4108.68	3636.80	18.31	23.68	20.96	4.34	3.84
10	Jammu & Kashmir	95619.00	27057.77	3804.89	2970.65	28.30	14.06	10.98	3.98	3.11
11	Jharkhand	188567.00	23431.39	4423.67	3536.06	12.43	18.88	15.09	2.35	1.88
12	Karnataka	816666.00	89189.57	19531.57	16190.35	10.92	21.90	18.15	2.39	1.98
13	Kerala	465041.00	60485.50	11420.33	8871.17	13.01	18.88	14.67	2.46	1.91
14	Madhya Pradesh	439483.00	69869.76	13276.16	10810.91	15.90	19.00	15.47	3.02	2.46
15	Maharashtra	1646043.00	154902.42	43064.91	36014.40	9.41	27.80	23.25	2.62	2.19
16	Manipur	16198.00	5718.83	1131.46	727.09	35.31	19.78	12.71	6.99	4.49
17	Meghalaya	22938.00	5551.59	1109.50	954.30	24.20	19.99	17.19	4.84	4.16
18	Mizoram	10293.00	4916.98	842.70	765.85	47.77	17.14	15.58	8.19	7.44
19	Nagaland	16612.00	5750.35	937.43	829.41	34.62	16.30	14.42	5.64	4.99
20	Odisha	296475.00	45617.75	8725.23	7528.38	15.39	19.13	16.50	2.94	2.54
21	Punjab	332147.00	41640.67	7926.95	6288.92	12.54	19.04	15.10	2.39	1.89
22	Rajasthan	551031.00	75509.59	16356.95	14979.13	13.70	21.66	19.84	2.97	2.72
23	Sikkim	13862.00	3457.96	695.95	603.59	24.95	20.13	17.46	5.02	4.35
24	Tamil Nadu	969216.00	109824.67	23375.69	19670.92	11.33	21.28	17.91	2.41	2.03
25	Telangana	451580.00	0.00	0.00	0.00	0.00	0.00	0.00	0.00	0.00
26	Tripura	25593.00	5948.96	1249.41	1094.51	23.24	21.00	18.40	4.88	4.28
27	Uttarakhand	149074.00	16216.41	4359.49	3833.66	10.88	26.88	23.64	2.92	2.57
28	Uttar Pradesh	940356.00	158146.87	34897.08	28010.15	16.82	22.07	17.71	3.71	2.98
29	West Bengal @	706561.00	91797.27	17735.54	16798.58	0.00	19.32	18.30	2.51	2.38
30	A&N Islands	5023.00	2774.66	389.58	361.97	55.24	14.04	13.05	7.76	7.21
31	Chandigarh	24822.00	2819.81	619.22	439.48	11.36	21.96	15.59	2.49	1.77
32	Delhi	443960.00	22366.52	7531.57	6613.20	5.04	33.67	29.57	1.70	1.49
33	Puducherry	21870.00	4482.74	745.48	557.37	20.50	16.63	12.43	3.41	2.55
	All India (2013-14)	11233522.00	2786397.94	430878.81	333231.90	24.80	15.46	11.96	3.84	2.97
Note:	(i) GSDP figures have been taken from National Accounts Division, CSO, MOSPI.									
	(ii) @GSDP figure for year 2015-16 is not available with CSO ,therefore GSDP of West Bengal is for year 2014-15 has been taken from Ntional Accounts Division, CSO as on 31.07.2015.									

Table 8:-Total Budget (States and Centre)(Revenue, Capitals and Loan & Advances)

(Rs.in crores)

1	Actuals (2013-14)			Revised Estimates (2014-15)			Budget Estimates (2015-16)		
	Plan 2	Non-Plan 3	Total 4	Plan 5	Non-Plan 6	Total 7	Plan 8	Non-Plan 9	Total 10
REVENUE									
State + UTs	323691.20	1090934.75	1414625.95	556990.21	1306758.18	1863748.39	595133.95	1408538.36	2003672.31
Centre	352732.00	1019040.00	1371772.00	366884.00	1121897.00	1488781.00	330019.00	1206027.00	1536046.00
TOTAL	676423.20	2109974.75	2786397.95	923874.21	2428655.18	3352529.39	925152.95	2614565.36	3539718.31
CAPITALS									
State + UTs	217859.71	9234.27	227093.98	321640.44	17609.45	339249.89	348465.06	29389.55	377854.61
Centre	89585.00	86555.00	176140.00	89108.00	90394.00	179502.00	122758.00	105170.00	227928.00
TOTAL	307444.71	95789.27	403233.98	410748.44	108003.45	518751.89	471223.06	134559.55	605782.61
LOAN & ADVANCES									
State + UTs	16881.02	12764.89	29645.91	16560.11	10902.37	27462.48	16380.89	10403.88	26784.77
Centre	11010.00	525.00	11535.00	11942.00	933.00	12875.00	12500.00	1003.00	13503.00
TOTAL	27891.02	13289.89	41180.91	28502.11	11835.37	40337.48	28880.89	11406.88	40287.77
REVENUE+CAPITAL+LOAN & ADVANCES									
State + UTs	558431.93	1112933.91	1671365.84	895190.76	1335270.00	2230460.76	959979.90	1448331.79	2408311.69
Centre	453327.00	1106120.00	1559447.00	467934.00	1213224.00	1681158.00	465277.00	1312200.00	1777477.00
GRAND TOTAL	1011758.93	2219053.91	3230812.84	1363124.76	2548494.00	3911618.76	1425256.90	2760531.79	4185788.69

APPENDICES

STATISTICAL

STATEMENTS

STATEMENT NO. (1): BUDGETED PROVISION FOR EDUCATION & TRAINING AT THE CENTRE (REVENUE ACCOUNT)

SCHEME: EDUCATION

(RUPEES IN THOUSANDS)

S.No.	MINISTRY/DEPARTMENT	2013-14(ACTUALS)			2014-15(R. E.)			2015-16(B. E.)		
		PLAN	NON-PLAN	TOTAL	PLAN	NON-PLAN	TOTAL	PLAN	NON-PLAN	TOTAL
1	MINISTRY OF CHEMICAL & FERTILISER	1452990	30850	1483840	1025400	40700	1066100	936800	37000	973800
2	MINISTRY OF COAL	116500	...	116500	200000	...	200000	202500	...	202500
3	MINISTRY OF CULTURE	13271743	6064611	19336354	14542000	6550280	21092280	13775000	7096200	20871200
4	MINISTRY OF DEV. OF NE REGION	93699	...	93699	116436	...	116436	161000	...	161000
5	MINISTRY OF ENVIRONMENT AND CLIMATE CHANGE	2188599	398445	2587044	2269975	437450	2707425	2982450	469500	3451950
6	MINISTRY OF FOOD PROCESSING	117750	2453	120203	117533	3000	120533
7	MINISTRY OF INFORMATION & BRODCASTING	37000	113363	150363	119700	113500	233200	130000	121050	251050
8	MINISTRY OF EXTERNAL AFFAIRS	91500	882090	973590	250000	708100	958100	1000000	809300	1809300
9	MINISTRY OF HOME AFFAIRS	1110654	1330362	2441016	1057300	1286493	2343793	2122500	1558350	3680850
10	MINISTRY OF NEW & RENEWABLE ENERGY	1189301	...	1189301	1280000	...	1280000	900000	...	900000
11	MINISTRY OF MINES	68471	...	68471	143000	...	143000	173000	...	173000
12	MINISTRY OF COMMERCE AND INDUSTRIES	1879900	...	1879900	2160000	...	2160000
13	MINISTRY OF MINORITY AFFAIRS	2395989	...	2395989	9874550	...	9874550	20417100	...	20417100
14	MINISTRY OF CONSUMER AFFAIRS	28296	299258	327554	35700	324360	360060	33000	340700	373700
15	MINISTRY OF FINANCE	...	27178175	27178175	...	1074427	1074427	...	1413152	1413152
16	MINISTRY OF STATISTICS & PROGRAMME IMPL.	386582	1279579	1666161	585300	1489192	2074492	1400000	1641710	3041710
17	MINISTRY OF PETROLEUM	20000	...	20000	20000	...	20000
18	MINISTRY OF WOMEN & CHILD DEVELOPMENT	7600	...	7600	404700	...	404700	1447000	...	1447000
19	MINISTRY OF TRIBAL AFFAIRS	3462486	...	3462486	14585700	...	14585700	19356900	...	19356900
20	MINISTRY OF SCIENCE AND TECHNOLOGY	50997500	19519500	70517000	54950000	22202100	77152100	58431800	22025400	80457200
21	MINISTRY OF ROAD AND TRANSPORT HIGHWAY	1330500	...	1330500	1500000	...	1500000	1500000	...	1500000
22	MINISTRY OF LAW AND JUSTICE	...	72032	72032	...	107400	107400	...	107400	107400
23	MINISTRY OF LABOUR AND EMPWERMEN	1352551	753285	2105836	1070135	896561	1966696	181350	1044733	1226083
24	MINISTRY OF AYUSH	582916	291506	874422	173750	333700	507450	502000	348200	850200
25	MINISTRY OF SPACE AND RESEARCH	733898	182504	916402	740600	230900	971500	453000	321100	774100
26	MINISTRY OF SHIPPING	...	44242	44242	45000	975000	1020000	800000	375500	1175500
27	MINISTRY OF PERSONNEL, PUBLIC GRIEVANCES	732499	57275	789774	802500	58370	860870	840100	72500	912600
28	MINISTRY OF HEAVY INDUSTRIES AND PUBLIC ENT	4400	80000	84400	1714267	127200	1841467	846667	303333	1150000
29	MINISTRY OF EARTH SCIENCE	1272547	284345	1556892	1383567	400050	1783617	243333	421533	664866
30	MINISTRY OF DEFENCE	...	16819400	16819400	...	17569500	17569500	...	19611400	19611400
31	MINISTRY OF AGRICULTURE	26249836	22906769	49156605	25192000	24013828	49205828	37222480	26541400	63763880
32	MINISTRY OF HEALTH & FAMILY WELFARE	34763288	27112639	61875927	36405500	28657046	65062546	47153350	30264825	77418175
33	MINISTRY OF ATOMIC ENERGY	29746973	26032400	55779373	27775000	30561300	58336300	17594400	31309000	48903400
34	MINISTRY OF POWER	177581	2237	179818	799800	2520	802320	1253000	2800	1255800
35	MINISTRY OF TEXTILE	319788	89784	409572	401700	112500	514200	483450	2893000	3376450
36	MINISTRY OF URBAN DEVELOPMENT	121286	142845	264131	68665	217800	286465	51680	219900	271580
37	DEPARTMENT OF WATER RESOURCE	1211451	860204	2071655	1132659	923440	2056099	819990	987150	1807140
38	MINISTRY OF YOUTH AFFAIRS AND SPORTS	10116000	1101300	11217300	10080000	1486100	11566100	13885800	1516500	15402300
39	MINISTRY OF RAILWAY	6961038	...	6961038	8194618	...	8194618	9353787	...	9353787
40	MINISTRY OF COMMUNICATION	180200	47000	227200	580000	82600	662600	1020000	82600	1102600
41	MINISTRY OF SOCIAL JUSTICE & EMPOWERMENT	46244600	698700	46943300	47100000	246200	47346200	53722600	290700	5403300
42	SKILL DEVELOPMENT AND ENTREPRENEURS	15000000	434600	15434600
43	MINISTRY OF HRD (BOTH DEPTS.)	580487900	134459800	714947700	565679000	139871000	705550000	548937600	141810000	690747600
	TOTAL	821530054	289167978	1110698032	834576055	281102617	1115678672	875353637	294470536	1169824173

..NICNET..

STATEMENT NO.(1): BUDGETED PROVISION FOR EDUCATION & TRAINING AT THE CENTRE (REVENUE ACCOUNT)

SCHEME: TRAINING

(RUPEES IN THOUSANDS)

S.No.	MINISTRY/DEPARTMENT	2013-14(ACTUALS)			2014-15(R. E.)			2015-16(B. E.)		
		PLAN	NON-PLAN	TOTAL	PLAN	NON-PLAN	TOTAL	PLAN	NON-PLAN	TOTAL
1	MINISTRY OF CULTURE	193257	44989	238246	195500	39720	235220	...	43800	43800
2	MINISTRY OF ENVIRONMENT AND CLIMATE CHANGE	564399	122895	687294	611450	134450	745900	581750	136100	717850
3	MINISTRY OF EXTERNAL AFFAIRS	...	62701	62701	...	80100	80100	...	90600	90600
4	MINISTRY OF HOME AFFAIRS	1212969	1709656	2922625	2292000	2088650	4380650	2877500	2454550	5332050
5	MINISTRY OF MINES	2138	327	2465	3700	400	4100	5000	500	5500
6	MINISTRY OF CONSUMER AFFAIRS	...	30817	30817	...	37500	37500	...	37500	37500
7	MINISTRY OF WOMEN & CHILD DEVELOPMENT	70196	...	70196	60000	...	60000	270000	...	270000
8	MINISTRY OF LABOUR AND EMPWERMEN	535255	95528	630783	651700	105073	756773	1731100	115690	1846790
9	MINISTRY OF AYUSH	186682	291500	478182	133750	333700	467450	252000	263200	515200
10	MINISTRY OF SHIPPING	5000	...	5000	5000	...	5000	5000	...	5000
11	MINISTRY OF PERSONNEL, PUBLIC GRIEVANCES	250	876388	876638	12500	990271	1002771	16700	1170073	1186773
12	MINISTRY OF HEAVY INDUSTRIES AND PUBLIC ENT	2200	40000	42200	857133	63600	920733	423333	151667	575000
13	MINISTRY OF SMALL & MEDIUM ENTRP.	1174781	...	1174781	777000	...	777000	269900	...	269900
14	MINISTRY OF EARTH SCIENCE	256269	108845	365114	232767	140050	372817	243333	143333	386666
15	MINISTRY OF AGRICULTURE	61831	174290	236121	20100	193400	213500	17000	241200	258200
16	MINISTRY OF HEALTH & FAMILY WELFARE	2931970	2312778	5244748	2787900	1988200	4776100	3134750	1878400	5013150
17	MINISTRY OF DEFENCE	...	111800	111800	...	159600	159600	...	176200	176200
18	MINISTRY OF POWER	36300	66640	102940	127000	67094	194094	400000	68800	468800
19	MINISTRY OF TEXTILE	189850	310468	500318	222500	349000	571500	73350	380000	453350
20	MINISTRY OF URBAN DEVELOPMENT	189278	77600	266878	175435	85000	260435	61220	95000	156220
21	DEPARTMENT OF WATER RESOURCE	989148	525169	1514317	961000	620682	1581682	1140000	636925	1776925
22	MINISTRY OF PANCHAYTI RAJ	28100	...	28100	20000	...	20000	20000	...	20000
TOTAL		8629873	6962391	15592264	10146435	7476490	17622925	11521936	8083538	19605474

..NICNET..

STATEMENT NO.(1): BUDGETED PROVISION FOR EDUCATION & TRAINING AT THE CENTRE (REVENUE ACCOUNT)

SCHEME: TOTAL

(RUPEES IN THOUSANDS)

S.No.	MINISTRY/DEPARTMENT	2013-14(ACTUALS)			2014-15(R.E.)			2015-16(B.E.)		
		PLAN	NON-PLAN	TOTAL	PLAN	NON-PLAN	TOTAL	PLAN	NON-PLAN	TOTAL
1	MINISTRY OF CHEMICAL & FERTILISER	1452990	30850	1483840	1025400	40700	1066100	936800	37000	973800
2	MINISTRY OF COAL	116500	...	116500	200000	...	200000	202500	...	202500
3	MINISTRY OF CULTURE	13465000	6109600	19574600	14737500	6590000	21327500	13775000	7140000	20915000
4	MINISTRY OF DEV. OF NE REGION	93699	...	93699	116436	...	116436	161000	...	161000
5	MINISTRY OF ENVIRONMENT AND CLIMATE CHANGE	2752998	521339	3274337	2881425	571900	3453325	3564200	605600	4169800
6	MINISTRY OF FOOD PROCESSING	117750	2453	120203	117533	3000	120533
7	MINISTRY OF INFORMATION & BRODCASTING	37000	113363	150363	119700	113500	233200	130000	121050	251050
8	MINISTRY OF EXTERNAL AFFAIRS	91500	944791	1036291	250000	788200	1038200	1000000	899900	1899900
9	MINISTRY OF HOME AFFAIRS	2323623	3040017	5363640	3349300	3375143	6724443	5000000	4012900	9012900
10	MINISTRY OF NEW & RENEWABLE ENERGY	1189301	...	1189301	1280000	...	1280000	900000	...	900000
11	MINISTRY OF MINES	70609	327	70936	146700	400	147100	178000	500	178500
12	MINISTRY OF COMMERCE AND INDUSTRIES	1879900	...	1879900	2160000	...	2160000
13	MINISTRY OF MINORITY AFFAIRS	2395989	...	2395989	9874550	...	9874550	20417100	...	20417100
14	MINISTRY OF CONSUMER AFFAIRS	28296	330074	358370	35700	361860	397560	33000	378200	411200
15	MINISTRY OF FINANCE	...	27178175	27178175	...	1074427	1074427	...	1413152	1413152
16	MINISTRY OF STATISTICS & PROGRAMME IMPL.	386582	1279579	1666161	585300	1489192	2074492	1400000	1641710	3041710
17	MINISTRY OF PETROLEUM	20000	...	20000	20000	...	20000
18	MINISTRY OF WOMEN & CHILD DEVELOPMENT	77796	...	77796	464700	...	464700	1717000	...	1717000
19	MINISTRY OF TRIBAL AFFAIRS	3462486	...	3462486	14585700	...	14585700	19356900	...	19356900
20	MINISTRY OF SCIENCE AND TECHNOLOGY	50997500	19519500	70517000	54950000	22202100	77152100	58431800	22025400	80457200
21	MINISTRY OF ROAD AND TRANSPORT HIGHWAY	1330500	...	1330500	1500000	...	1500000	1500000
22	MINISTRY OF LAW AND JUSTICE	...	72032	72032	...	107400	107400	...	107400	107400
23	MINISTRY OF LABOUR AND EMPWERMANT	1887806	848813	2736619	1721835	1001634	2723469	1912450	1160423	3072873
24	MINISTRY OF AYUSH	769598	583006	1352604	307500	667400	974900	754000	611400	1365400
25	MINISTRY OF SPACE AND RESEARCH	733898	182504	916402	740600	230900	971500	453000	321100	774100
26	MINISTRY OF SHIPPING	49242	75267	124509	50000	975000	1025000	805000	375500	1180500
27	MINISTRY OF PERSONNEL, PUBLIC GRIEVANCES	732749	933663	1666412	815000	1048641	1863641	856800	1242573	2099373
28	MINISTRY OF HEAVY INDUSTRIES AND PUBLIC ENT	6600	120000	126600	2571400	190800	2762200	1270000	455000	1725000
29	MINISTRY OF SMALL & MEDIUM ENTRP.	1174781	...	1174781	777000	...	777000	269900	...	269900
30	MINISTRY OF EARTH SCIENCE	1528816	393189	1922005	1616333	540100	2156433	486667	564867	1051534
31	MINISTRY OF DEFENCE	...	16931200	16931200	...	17729100	17729100	...	19787600	19787600
32	MINISTRY OF AGRICULTURE	26311667	23081059	49392726	25212100	24207228	49419328	37239480	26782600	64022080
33	MINISTRY OF HEALTH & FAMILY WELFARE	37695258	29425417	67120675	39193400	30645246	69838646	50288100	32143225	82431325
34	MINISTRY OF ATOMIC ENERGY	29746973	26032400	55779373	27775000	30561300	58336300	17594400	31309000	48903400
35	MINISTRY OF POWER	213881	68877	282758	926800	69614	996414	1653000	71600	1724600
36	MINISTRY OF TEXTILE	509638	400252	909890	624200	461500	1085700	556800	3273000	3829800
37	MINISTRY OF URBAN DEVELOPMENT	310564	220445	531009	244100	302800	546900	112900	314900	427800
38	DEPARTMENT OF WATER RESOURCE	2200599	1385373	3585972	2093659	1544122	3637781	1959990	1624075	3584065
39	MINISTRY OF PANCHAYTI RAJ	28100	...	28100	20000	...	20000	20000	...	20000
40	MINISTRY OF YOUTH AFFAIRS AND SPORTS	10116000	1101300	11217300	10080000	1486100	11566100	13885800	1516500	15402300
41	MINISTRY OF RAILWAY	6961038	...	6961038	8194618	...	8194618	9353787	...	9353787
42	MINISTRY OF COMMUNICATION	180200	47000	227200	580000	82600	662600	1020000	82600	1102600
43	MINISTRY OF SOCIAL JUSTICE & EMPOWERMENT	46244600	698700	46943300	47100000	246200	47346200	53722600	290700	54013300
44	SKILL DEVELOPMENT AND ENTREPRENEURS	15000000	434600	15434600
45	MINISTRY OF HRD (BOTH DEPTS.)	580487900	134459800	714947700	565679000	139871000	705550000	548937600	141810000	690747600
	TOTAL	830159927	296130365	1126290292	844722489	288579107	1133301596	886875574	302554075	1189429649

. . NICNET . .

STATEMENT NO. (2): BUDGETED EXPENDITURE ON EDUCATION & TRAINING BY EDUCATION & OTHER DEPARTMENTS (REVENUE ACCOUNT)

2013-14(ACTUAL)

(RUPEES IN THOUSANDS)

S. NO.	STATE / UNION TERRITORY	EDUCATION DEPARTMENT	OTHER DEPARTMENTS			GRAND TOTAL	
			EDUCATION	FORMAL	INFORMAL		TOTAL
1	ANDHRA PRADESH	175701201.00	66805659.00	5440986.00	...	72246645.00	247947846.00
2	ARUNACHAL PRADESH	6250228.00	713946.00	251210.00	2750.00	967906.00	7218134.00
3	ASSAM	93860927.00	9365205.00	1263000.00	...	10628205.00	104489132.00
4	BIHAR	133762548.00	22081459.00	9488777.00	76010.00	31646246.00	165408794.00
5	CHHATTISGARH	59166058.00	8670274.00	1811316.00	...	10481590.00	69647648.00
6	GOA	10173700.00	2870551.00	613281.00	34944.00	3518776.00	13692476.00
7	GUJARAT	142306103.00	49792033.00	11131910.00	...	60923943.00	203230046.00
8	HARYANA	72360370.00	9601726.00	3115076.00	...	12716802.00	85077172.00
9	HIMACHAL PRADESH	36368035.00	2855378.00	1863454.00	...	4718832.00	41086867.00
10	JAMMU & KASHMIR	29706527.00	7674379.00	668003.00	...	8342382.00	38048909.00
11	JHARKHAND	35360603.00	6306109.00	2570054.00	...	8876163.00	44236766.00
12	KARNATAKA	161903558.00	25827344.00	7584894.00	...	33412238.00	195315796.00
13	KERALA	88711715.00	19210912.00	6280707.00	...	25491619.00	114203334.00
14	MADHYA PRADESH	108109173.00	19285730.00	5366749.00	...	24652479.00	132761652.00
15	MAHARASHTRA	360143993.00	60887790.00	9617411.00	...	70505201.00	430649194.00
16	MANIPUR	7270959.00	3455170.00	588541.00	...	4043711.00	11314670.00
17	MEGHALAYA	9542964.00	1165204.00	386878.00	...	1552082.00	11095046.00
18	MIZORAM	7658533.00	532758.00	235787.00	...	768545.00	8427078.00
19	NAGALAND	8294191.00	699458.00	380629.00	...	1080087.00	9374278.00
20	ORISSA	75283826.00	10467378.00	1450187.00	50935.00	11968500.00	87252326.00
21	PUNJAB	62889165.00	14396600.00	1983732.00	...	16380332.00	79269497.00
22	RAJASTHAN	149791295.00	12141991.00	1636277.00	...	13778268.00	163569563.00
23	SIKKIM	6035874.00	341851.00	562044.00	19639.00	923534.00	6959408.00
24	TAMIL NADU	196709199.00	28680990.00	8366772.00	...	37047762.00	233756961.00
25	TELANGANA
26	TRIPURA	10945102.00	1297509.00	251516.00	...	1549025.00	12494127.00
27	UTTARAKHAND	38336616.00	4353729.00	904598.00	...	5258327.00	43594943.00
28	UTTAR PRADESH	280101520.00	63765224.00	5104134.00	...	68869358.00	348970878.00
29	WEST BENGAL	167985825.00	5830785.00	3538873.00	...	9369658.00	177355483.00
TOTAL (STATES)		2534729808.00	459077142.00	92456796.00	184278.00	551718216.00	3086448024.00
30	A. & N. ISLANDS	3619728.00	97068.00	178866.00	175.00	276109.00	3895837.00
31	CHANDIGARH	4394787.00	1692909.00	104546.00	...	1797455.00	6192242.00
32	DADRA & NAGAR HAVELI	1059494.00	12874.00	25005.00	...	37879.00	1097373.00
33	DAMAN & DIU	739820.00	79651.00	30103.00	...	109754.00	849574.00
34	DELHI	66131968.00	8203811.00	951434.00	28501.00	9183746.00	75315714.00
35	LAKSHADWEEP	1122057.00	103016.00	19225.00	...	122241.00	1244298.00
36	PUDUCHERRY	5573736.00	1282545.00	582111.00	16444.00	1881100.00	7454836.00
TOTAL (U. T. s)		82641590.00	11471874.00	1891290.00	45120.00	13408284.00	96049874.00
TOTAL (STATES & U. T. s)		2617371398.00	470549016.00	94348086.00	229398.00	565126500.00	3182497898.00
CENTRE TOTAL		714947700.00	395750332.00	15592264.00	...	411342592.00	1126290292.00
GRAND TOTAL		3332319098.00	866299348.00	109940350.00	229398.00	976469092.00	4308788190.00

..NICNET..

STATEMENT NO. (2): BUDGETED EXPENDITURE ON EDUCATION & TRAINING BY EDUCATION & OTHER DEPARTMENTS (REVENUE ACCOUNT)

2014-15(REVISED ESTIMATES)

(RUPEES IN THOUSANDS)

S. NO.	STATE / UNION TERRITORY	EDUCATION DEPARTMENT	OTHER DEPARTMENTS				GRAND TOTAL
			EDUCATION	FORMAL	INFORMAL	TOTAL	
1	ANDHRA PRADESH	131878806.00	49121838.00	4435226.00	...	53557064.00	185435870.00
2	ARUNACHAL PRADESH	10525463.00	971885.00	448986.00	3921.00	1424792.00	11950255.00
3	ASSAM	139826867.00	16304990.00	4059366.00	...	20364356.00	160191223.00
4	BIHAR	201060823.00	32476583.00	16258747.00	143274.00	48878604.00	249939427.00
5	CHHATTISGARH	86231595.00	6223646.00	6777002.00	...	13000648.00	99232243.00
6	GOA	10675586.00	2459264.00	823719.00	54380.00	3337363.00	14012949.00
7	GUJARAT	164078785.00	53343760.00	14416588.00	...	67760348.00	231839133.00
8	HARYANA	94110361.00	12070092.00	3792421.00	...	15862513.00	109972874.00
9	HIMACHAL PRADESH	45315265.00	5468432.00	2379850.00	...	7848282.00	53163547.00
10	JAMMU & KASHMIR	36060410.00	10964557.00	1304894.00	...	12269451.00	48329861.00
11	JHARKHAND	52562341.00	10543237.00	3199095.00	...	13742332.00	66304673.00
12	KARNATAKA	202898263.00	32356515.00	9320426.00	...	41676941.00	244575204.00
13	KERALA	123004246.00	21950123.00	7415327.00	...	29365450.00	152369696.00
14	MADHYA PRADESH	128156613.00	22740224.00	7204430.00	...	29944654.00	158101267.00
15	MAHARASHTRA	378537604.00	73757806.00	11701390.00	...	85459196.00	463996800.00
16	MANIPUR	8754140.00	4475904.00	767574.00	...	5243478.00	13997618.00
17	MEGHALAYA	10422020.00	1430139.00	389404.00	...	1819543.00	12241563.00
18	MIZORAM	8789312.00	554116.00	274232.00	...	828348.00	9617660.00
19	NAGALAND	12031020.00	686353.00	650575.00	...	1336928.00	13367948.00
20	ORISSA	107745466.00	15183243.00	2050414.00	66087.00	17299744.00	125045210.00
21	PUNJAB	81462835.00	10183746.00	3921612.00	...	14105358.00	95568193.00
22	RAJASTHAN	202954832.00	17135025.00	2167126.00	...	19302151.00	222256983.00
23	SIKKIM	6513384.00	535765.00	375834.00	20853.00	932452.00	7445836.00
24	TAMIL NADU	227898741.00	29976128.00	10658455.00	...	40634583.00	268533324.00
25	TELANGANA	74211788.00	54051742.00	3966730.00	...	58018472.00	132230260.00
26	TRIPURA	13129178.00	1485435.00	317896.00	...	1803331.00	14932509.00
27	UTTARAKHAND	47194810.00	6176885.00	1189275.00	...	7366160.00	54560970.00
28	UTTAR PRADESH	280989264.00	30808109.00	6475928.00	...	37284037.00	318273301.00
29	WEST BENGAL	204486529.00	12806683.00	5588757.00	...	18395440.00	222881969.00
TOTAL (STATES)		3091506347.00	536242225.00	132331279.00	288515.00	668862019.00	3760368366.00
30	A. & N. ISLANDS	3865000.00	203750.00	190632.00	820.00	395202.00	4260202.00
31	CHANDIGARH	4989753.00	1908300.00	102634.00	...	2010934.00	7000687.00
32	DADRA & NAGAR HAVELI	1310500.00	54400.00	47600.00	...	102000.00	1412500.00
33	DAMAN & DIU	945900.00	111900.00	31400.00	...	143300.00	1089200.00
34	DELHI	72613781.00	10021692.00	1265139.00	...	11286831.00	83900612.00
35	LAKSHADWEEP	1122600.00	288300.00	36835.00	...	325135.00	1447735.00
36	PUDUCHERRY	6323396.00	1435974.00	725323.00	17772.00	2179069.00	8502465.00
TOTAL (U.T.s)		91170930.00	14024316.00	2399563.00	18592.00	16442471.00	107613401.00
TOTAL (STATES & U.T.s)		3182677277.00	550266541.00	134730842.00	307107.00	685304490.00	3867981767.00
CENTRE TOTAL		705550000.00	410128672.00	17622925.00	...	427751596.00	1133301596.00
GRAND TOTAL		3888227277.00	960395213.00	152353767.00	307107.00	1113056086.00	5001283363.00

..NICNET..

STATEMENT NO. (2): BUDGETED EXPENDITURE ON EDUCATION & TRAINING BY EDUCATION & OTHER DEPARTMENTS (REVENUE ACCOUNT)

2015-16(BUDGET ESTIMATES)

(RUPEES IN THOUSANDS)

S. NO.	STATE / UNION TERRITORY	EDUCATION DEPARTMENT	OTHER DEPARTMENTS			GRAND TOTAL	
			EDUCATION	FORMAL	INFORMAL		TOTAL
1	ANDHRA PRADESH	155272939.00	55171940.00	4568745.00	...	59740685.00	215013624.00
2	ARUNACHAL PRADESH	13589986.00	623906.00	629066.00	2823.00	1255795.00	14845781.00
3	ASSAM	140241000.00	16219084.00	2498154.00	...	18717238.00	158958238.00
4	BIHAR	210284263.00	39200861.00	8386509.00	145271.00	47732641.00	258016904.00
5	CHHATTISGARH	93278112.00	7626834.00	2594038.00	...	10220872.00	103498984.00
6	GOA	13647842.00	3460794.00	927158.00	61887.00	4449839.00	18097681.00
7	GUJARAT	178282065.00	45924217.00	15091030.00	...	61015247.00	239297312.00
8	HARYANA	114897956.00	13627822.00	4237501.00	...	17865323.00	132763279.00
9	HIMACHAL PRADESH	75916480.00	2858131.00	3323657.00	...	6181788.00	82098268.00
10	JAMMU & KASHMIR	38923702.00	13108679.00	1463432.00	...	14572111.00	53495813.00
11	JHARKHAND	65217710.00	11153722.00	2634093.00	...	13787815.00	79005525.00
12	KARNATAKA	190513000.00	37356200.00	8677700.00	...	46033900.00	236546900.00
13	KERALA	148935837.00	25220857.00	9064966.00	...	34285823.00	183221660.00
14	MADHYA PRADESH	149114668.00	25979848.00	8319888.00	...	34299736.00	183414404.00
15	MAHARASHTRA	407424795.00	71867086.00	13357981.00	...	85225067.00	492649862.00
16	MANIPUR	8985987.00	3403198.00	730690.00	...	4133888.00	13119875.00
17	MEGHALAYA	10813500.00	1482613.00	446052.00	...	1928665.00	12742165.00
18	MIZORAM	9521595.00	476120.00	283313.00	...	759433.00	10281028.00
19	NAGALAND	15689516.00	1039200.00	822691.00	...	1861891.00	17551407.00
20	ORISSA	118736742.00	16960752.00	2029086.00	71169.00	19061007.00	137797749.00
21	PUNJAB	90545211.00	10189586.00	2914064.00	...	13103650.00	103648861.00
22	RAJASTHAN	234708953.00	39560548.00	2348930.00	...	41909478.00	276618431.00
23	SIKKIM	6447272.00	761057.00	434546.00	21018.00	1216621.00	7663893.00
24	TAMIL NADU	240356517.00	31783459.00	12017147.00	...	43800606.00	284157123.00
25	TELANGANA	102729243.00	64152076.00	3086328.00	...	67238404.00	169967647.00
26	TRIPURA	14701726.00	1710159.00	335328.00	...	2045487.00	16747213.00
27	UTTARAKHAND	50668824.00	6999875.00	1411658.00	...	8411533.00	59080357.00
28	UTTAR PRADESH	368788884.00	61354659.00	7376453.00	...	68731112.00	437519996.00
29	WEST BENGAL	266106784.00	13180930.00	6461814.00	...	19642744.00	285749528.00
TOTAL (STATES)		3534341109.00	622454213.00	126472018.00	302168.00	749228399.00	4283569508.00
30	A. & N. ISLANDS	4358800.00	464200.00	207447.00	850.00	672497.00	5031297.00
31	CHANDIGARH	4592785.00	1922200.00	113005.00	...	2035205.00	6627990.00
32	DADRA & NAGAR HAVELI	1538600.00	56300.00	72150.00	...	128450.00	1667050.00
33	DAMAN & DIU	1124400.00	145200.00	55600.00	...	200800.00	1325200.00
34	DELHI	87743966.00	11252374.00	2064716.00	49600.00	13366690.00	101110656.00
35	LAKSHADWEEP	1206300.00	260400.00	67300.00	...	327700.00	1534000.00
36	PUDUCHERRY	7770108.00	1861638.00	782585.00	23925.00	2668148.00	10438256.00
TOTAL (U.T.S)		108334959.00	15962312.00	3362803.00	74375.00	19399490.00	127734449.00
TOTAL (STATES & U.T.S)		3642676068.00	638416525.00	129834821.00	376543.00	768627889.00	4411303957.00
CENTRE TOTAL		690747600.00	479076573.00	19605474.00	...	498682049.00	1189429649.00
GRAND TOTAL		4333423668.00	1117493098.00	149440295.00	376543.00	1267309938.00	5600733606.00

..NICNET..

STATEMENT NO (3) : PLAN & NON-PLAN BUDGET PROVISION FOR EDUCATION BY ALL DEPARTMENTS
(REVENUE ACCOUNT)
2013-14(ACTUAL)

(RUPEES IN THOUSANDS)

S.NO.	STATE/ UNION TERRITORY	EDUCATION DEPARTMENT			OTHER DEPARTMENTS			PLAN	TOTAL NON-PLAN	TOTAL
		PLAN	NON-PLAN	TOTAL	PLAN	NON-PLAN	TOTAL			
1	ANDHRA PRADESH	25784432.00	149916769.00	175701201.00	36762158.00	35484487.00	72246645.00	62546590.00	185401256.00	247947846.00
2	ARUNACHAL PRADESH	963420.00	5286808.00	6250228.00	503575.00	464331.00	967906.00	1466995.00	5751139.00	7218134.00
3	ASSAM	14802098.00	79058829.00	93860927.00	4615071.00	6013134.00	10628205.00	19417169.00	85071963.00	104489132.00
4	BIHAR	45505005.00	88257543.00	133762548.00	23382952.00	8263294.00	31646246.00	68887957.00	96520837.00	165408794.00
5	CHHATTISGARH	31324956.00	27841102.00	59166058.00	3933699.00	6547891.00	10481590.00	35258655.00	34388993.00	69647648.00
6	GOA	2050665.00	8123035.00	10173700.00	2319841.00	1198935.00	3518776.00	4370506.00	9321970.00	13692476.00
7	GUJARAT	14987280.00	127318823.00	142306103.00	21213773.00	39710170.00	60923943.00	36201053.00	167028993.00	203230046.00
8	HARYANA	22212909.00	50147461.00	72360370.00	6592780.00	6124022.00	12716802.00	28805689.00	56271483.00	85077172.00
9	HIMACHAL PRADESH	6085313.00	30282722.00	36368035.00	1876702.00	2842130.00	4718832.00	7962015.00	33124852.00	41086867.00
10	JAMMU & KASHMIR	580160.00	29126367.00	29706527.00	11505.00	8330877.00	8342382.00	591665.00	37457244.00	38048909.00
11	JHARKHAND	6635994.00	28724609.00	35360603.00	5653583.00	3222580.00	8876163.00	12289577.00	31947189.00	44236766.00
12	KARNATAKA	47219569.00	114683989.00	161903558.00	18560035.00	14852203.00	33412238.00	65779604.00	129536192.00	195315796.00
13	KERALA	5340463.00	83371252.00	88711715.00	10471878.00	15019741.00	25491619.00	15812341.00	98390993.00	114203334.00
14	MADHYA PRADESH	7572166.00	100537007.00	108109173.00	10932312.00	13720167.00	24652479.00	18504478.00	114257174.00	132761652.00
15	MAHARASHTRA	9595893.00	350548100.00	360143993.00	12673241.00	57831960.00	70505201.00	22269134.00	408380060.00	430649194.00
16	MANIPUR	687681.00	6583278.00	7270959.00	1684031.00	2359680.00	4043711.00	2371712.00	8942958.00	11314670.00
17	MEGHALAYA	2684836.00	6858128.00	9542964.00	1076555.00	475527.00	1552082.00	3761391.00	7333655.00	11095046.00
18	MIZORAM	3219142.00	4439391.00	7658533.00	451052.00	317493.00	768545.00	3670194.00	4756884.00	8427078.00
19	NAGALAND	316145.00	7978046.00	8294191.00	328240.00	751847.00	1080087.00	644385.00	8729893.00	9374278.00
20	ORISSA	20282704.00	55001122.00	75283826.00	2567077.00	9401423.00	11968500.00	22849781.00	64402545.00	87252326.00
21	PUNJAB	8852216.00	54036949.00	62889165.00	3581847.00	12798485.00	16380332.00	12434063.00	66835434.00	79269497.00
22	RAJASTHAN	29687620.00	120103675.00	149791295.00	6448636.00	7329632.00	13778268.00	36136256.00	127433307.00	163569563.00
23	SIKKIM	2098833.00	3937041.00	6035874.00	611268.00	312266.00	923534.00	2710101.00	4249307.00	6959408.00
24	TAMIL NADU	31563018.00	165146181.00	196709199.00	16137851.00	20909911.00	37047762.00	47700869.00	186056092.00	233756961.00
25	TELANGANA
26	TRIPURA	1346403.00	9598699.00	10945102.00	972574.00	576451.00	1549025.00	2318977.00	10175150.00	12494127.00
27	UTTARAKHAND	3885393.00	34451223.00	38336616.00	2219181.00	3039146.00	5258327.00	6104574.00	37490369.00	43594943.00
28	UTTAR PRADESH	56285259.00	223816261.00	280101520.00	32362744.00	36506614.00	68869358.00	88648003.00	260322875.00	348970878.00
29	WEST BENGAL	26508460.00	141477365.00	167985825.00	3624834.00	5744824.00	9369658.00	30133294.00	147222189.00	177355483.00
TOTAL (STATES)		428078033.00	2106651775.00	2534729808.00	231568995.00	320149221.00	551718216.00	659647028.00	2426800996.00	3086448024.00
30	A. & N. ISLANDS	1693920.00	1925808.00	3619728.00	136972.00	139137.00	276109.00	1830892.00	2064945.00	3895837.00
31	CHANDIGARH	684755.00	3710032.00	4394787.00	498874.00	1298581.00	1797455.00	1183629.00	5008613.00	6192242.00
32	DADRA & NAGAR HAVELI	714906.00	344588.00	1059494.00	28474.00	9405.00	37879.00	743380.00	353993.00	1097373.00
33	DAMAN & DIU	339367.00	400453.00	739820.00	86714.00	23040.00	109754.00	426081.00	423493.00	849574.00
34	DELHI	14846740.00	51285228.00	66131968.00	5211328.00	3972418.00	9183746.00	20058068.00	55257646.00	75315714.00
35	LAKSHADWEEP	378954.00	743103.00	1122057.00	63436.00	58805.00	122241.00	442390.00	801908.00	1244298.00
36	PUDUCHERRY	2297868.00	3275868.00	5573736.00	1453286.00	427814.00	1881100.00	3751154.00	3703682.00	7454836.00
TOTAL (U. T. S)		20956510.00	61685080.00	82641590.00	7479084.00	5929200.00	13408284.00	28435594.00	67614280.00	96049874.00
TOTAL (STATES & U. T.)		449034543.00	2168336855.00	2617371398.00	239048079.00	326078421.00	565126500.00	688082622.00	2494415276.00	3182497898.00
CENTRAL TOTAL		580487900.00	134459800.00	714947700.00	249672027.00	161670565.00	411342592.00	830159927.00	296130365.00	1126290292.00
GRAND TOTAL		1029522443.00	2302796655.00	3332319098.00	488720106.00	487748986.00	976469092.00	1518242549.00	2790545641.00	4308788190.00

..NICNET..

STATEMENT NO (3) : PLAN & NON-PLAN BUDGET PROVISION FOR EDUCATION BY ALL DEPARTMENTS
(REVENUE ACCOUNT)
2014-15 (REVISED ESTIMATES)

(RUPEES IN THOUSANDS)

S.NO.	STATE/ UNION TERRITORY	EDUCATION DEPARTMENT			OTHER DEPARTMENTS			PLAN	TOTAL NON-PLAN	TOTAL
		PLAN	NON-PLAN	TOTAL	PLAN	NON-PLAN	TOTAL			
1	ANDHRA PRADESH	2606132.00	129272674.00	131878806.00	10086829.00	43470235.00	53557064.00	12692961.00	172742909.00	185435870.00
2	ARUNACHAL PRADESH	4683970.00	5841493.00	10525463.00	876905.00	547887.00	1424792.00	5560875.00	6389380.00	11950255.00
3	ASSAM	35606248.00	104220619.00	139826867.00	10188582.00	10175774.00	20364356.00	45794830.00	114396393.00	160191223.00
4	BIHAR	124637584.00	76423239.00	201060823.00	36762872.00	12115732.00	48878604.00	161400456.00	88538971.00	249939427.00
5	CHHATTISGARH	53158288.00	33073307.00	86231595.00	4770225.00	8230423.00	13000648.00	57928513.00	41303730.00	99232243.00
6	GOA	2273850.00	8401736.00	10675586.00	1869221.00	1468142.00	3337363.00	4143071.00	9869878.00	14012949.00
7	GUJARAT	24300967.00	139777818.00	164078785.00	27997157.00	39763191.00	67760348.00	52298124.00	179541009.00	231839133.00
8	HARYANA	32137400.00	61972961.00	94110361.00	8887723.00	6974790.00	15862513.00	41025123.00	68947751.00	109972874.00
9	HIMACHAL PRADESH	7446429.00	37868836.00	45315265.00	4417276.00	3431006.00	7848282.00	11863705.00	41299842.00	53163547.00
10	JAMMU & KASHMIR	863780.00	35196630.00	36060410.00	1904296.00	10365161.00	12269451.00	2768070.00	45561791.00	48329861.00
11	JHARKHAND	17206911.00	35355430.00	52562341.00	9578997.00	4163335.00	13742332.00	26785908.00	39518765.00	66304673.00
12	KARNATAKA	71299028.00	131599235.00	202898263.00	25636610.00	16040331.00	41676941.00	96935638.00	147639566.00	244575204.00
13	KERALA	6586972.00	116417274.00	123004246.00	11978829.00	17386621.00	29365450.00	133803895.00	133803895.00	152369696.00
14	MADHYA PRADESH	10978834.00	117177779.00	128156613.00	13575538.00	16369116.00	29944654.00	24554372.00	133546895.00	158101267.00
15	MAHARASHTRA	12230272.00	366307332.00	378537604.00	20795717.00	64663479.00	85459196.00	33025989.00	430970811.00	463996800.00
16	MANIPUR	1404774.00	7349366.00	8754140.00	2676080.00	2567398.00	5243478.00	4080854.00	9916764.00	13997618.00
17	MEGHALAYA	4116300.00	6305720.00	10422020.00	1268733.00	5081010.00	1819543.00	5385033.00	6856530.00	12241563.00
18	MIZORAM	3304876.00	5484436.00	8789312.00	424232.00	404116.00	828348.00	3729108.00	5888552.00	9617660.00
19	NAGALAND	3538418.00	8492602.00	12031020.00	297016.00	1039912.00	1336928.00	3835434.00	9532514.00	13367948.00
20	ORISSA	41588398.00	66157068.00	107745466.00	6953277.00	10346467.00	17299744.00	48541675.00	76503535.00	125045210.00
21	PUNJAB	15103134.00	66359701.00	81462835.00	4604722.00	9500636.00	14105358.00	19707856.00	75860337.00	95568193.00
22	RAJASTHAN	67016813.00	135938019.00	202954832.00	10836592.00	8465559.00	19302151.00	77853405.00	144403578.00	222256983.00
23	SIKKIM	1947953.00	4565431.00	6513384.00	565565.00	366887.00	932452.00	2513518.00	4932318.00	7445836.00
24	TAMIL NADU	51490106.00	176408635.00	227898741.00	17398898.00	23235685.00	40634583.00	68889004.00	199644320.00	268533324.00
25	TELANGANA	3778435.00	70433353.00	74211788.00	35174136.00	22844336.00	58018472.00	38952571.00	93277689.00	132230260.00
26	TRIPURA	1672583.00	11456595.00	13129178.00	1007138.00	796193.00	1803331.00	2679721.00	12252788.00	14932509.00
27	UTTARAKHAND	7729235.00	39465575.00	47194810.00	3842663.00	3523497.00	7366160.00	11571898.00	42989072.00	54560970.00
28	UTTAR PRADESH	38450174.00	242539090.00	280989264.00	6397446.00	30886591.00	37284037.00	44847620.00	273425681.00	318273301.00
29	WEST BENGAL	52241200.00	152245329.00	204486529.00	9425632.00	8969808.00	18395440.00	61666832.00	161215137.00	222881969.00
TOTAL (STATES)		699399064.00	2392107283.00	3091506347.00	290198901.00	378663118.00	668862019.00	989597965.00	2770770401.00	3760368366.00
30	A. & N. ISLANDS	1749700.00	2115300.00	3865000.00	248005.00	147197.00	395202.00	1997705.00	2262497.00	4260202.00
31	CHANDIGARH	878800.00	4110953.00	4989753.00	653690.00	1357244.00	2010934.00	1532490.00	5468197.00	7000687.00
32	DADRA & NAGAR HAVELI	945500.00	365000.00	1310500.00	89700.00	12300.00	102000.00	1035200.00	377300.00	1412500.00
33	DAMAN & DIU	438700.00	507200.00	945900.00	119000.00	24300.00	143300.00	557700.00	531500.00	1089200.00
34	DELHI	18201400.00	54412381.00	72613781.00	6668200.00	4618631.00	11286831.00	24869600.00	59031012.00	83900612.00
35	LAKSHADWEEP	366400.00	756200.00	1122600.00	254500.00	70635.00	325135.00	620900.00	826835.00	1447735.00
36	PUDUCHERRY	2684730.00	3638666.00	6323396.00	1692143.00	486926.00	2179069.00	4376873.00	4125592.00	8502465.00
TOTAL (U. T. s)		25265230.00	65905700.00	91170930.00	9725238.00	6717233.00	16442471.00	34990468.00	72622933.00	107613401.00
TOTAL (STATES & U. T.)		724664294.00	2458012983.00	3182677277.00	299924139.00	385380351.00	685304490.00	1024588433.00	2843393334.00	3867981767.00
CENTRAL TOTAL		565679000.00	139871000.00	705550000.00	279043489.00	148708107.00	427751596.00	844722489.00	288579107.00	1133301596.00
GRAND TOTAL		1290343294.00	2597883983.00	3888227277.00	578967628.00	534088458.00	1113056086.00	1869310922.00	3131972441.00	5001283363.00

..NICNET..

STATEMENT NO (3) : PLAN & NON-PLAN BUDGET PROVISION FOR EDUCATION BY ALL DEPARTMENTS
(REVENUE ACCOUNT)
2015-16(BUDGET ESTIMATES)

(RUPEES IN THOUSANDS)

S.NO.	STATE/ UNION TERRITORY	EDUCATION DEPARTMENT			OTHER DEPARTMENTS			TOTAL		
		PLAN	NON-PLAN	TOTAL	PLAN	NON-PLAN	TOTAL	PLAN	NON-PLAN	TOTAL
1	ANDHRA PRADESH	2079316.00	153193623.00	155272939.00	29999979.00	29740706.00	59740685.00	32079295.00	182934329.00	215013624.00
2	ARUNACHAL PRADESH	7192840.00	6397146.00	13589986.00	671979.00	583816.00	1255795.00	7864819.00	6980962.00	14845781.00
3	ASSAM	32228968.00	108012032.00	140241000.00	9730169.00	8987069.00	18717238.00	41959137.00	116999101.00	158958238.00
4	BIHAR	98896848.00	111387415.00	210284263.00	35062658.00	12669983.00	47732641.00	133959506.00	124057398.00	258016904.00
5	CHHATTISGARH	54566876.00	38711236.00	93278112.00	4779395.00	5441477.00	10220872.00	59346271.00	44152713.00	103498984.00
6	GOA	3255260.00	10392582.00	13647842.00	2571664.00	1878175.00	4449839.00	5826924.00	12270757.00	18097681.00
7	GUJARAT	31819500.00	146462565.00	178282065.00	31444974.00	29570273.00	61015247.00	63264474.00	176032838.00	239297312.00
8	HARYANA	42214300.00	72683656.00	114897956.00	10296300.00	7569023.00	17865323.00	52510600.00	80252679.00	132763279.00
9	HIMACHAL PRADESH	34860160.00	41056320.00	75916480.00	1806897.00	4374891.00	6181788.00	36667057.00	45431211.00	82098268.00
10	JAMMU & KASHMIR	80159.00	38843543.00	38923702.00	17603.00	14554508.00	14572111.00	97762.00	53398051.00	53495813.00
11	JHARKHAND	22641900.00	42575810.00	65217710.00	9138180.00	4649635.00	13787815.00	31780080.00	47225445.00	79005525.00
12	KARNATAKA	63061600.00	127451400.00	190513000.00	28784900.00	17249000.00	46033900.00	91846500.00	144700400.00	236546900.00
13	KERALA	9729500.00	139206337.00	148935837.00	14676700.00	19609123.00	34285823.00	24406200.00	158815460.00	183221660.00
14	MADHYA PRADESH	15444338.00	133670330.00	149114668.00	16660585.00	17639151.00	34299736.00	32104923.00	151309481.00	183414404.00
15	MAHARASHTRA	8228201.00	399196594.00	407424795.00	21006488.00	64218579.00	85225067.00	29234689.00	463415173.00	492649862.00
16	MANIPUR	1369733.00	7616254.00	8985987.00	1805981.00	2327907.00	4133888.00	3175714.00	9944161.00	13119875.00
17	MEGHALAYA	3920300.00	6893200.00	10813500.00	1339405.00	589260.00	1928665.00	5259705.00	7482460.00	12742165.00
18	MIZORAM	4309151.00	5212444.00	9521595.00	364172.00	395261.00	759433.00	4673323.00	5607705.00	10281028.00
19	NAGALAND	4691928.00	10997588.00	15689516.00	991068.00	870823.00	1861891.00	5682996.00	11868411.00	17551407.00
20	ORISSA	46307673.00	72429069.00	118736742.00	7677205.00	11383802.00	19061007.00	53984878.00	83812871.00	137797749.00
21	PUNJAB	16592533.00	73952678.00	90545211.00	3623976.00	9479674.00	13103650.00	20216509.00	83432352.00	103648861.00
22	RAJASTHAN	88522621.00	146186332.00	234708953.00	32954703.00	8954775.00	41909478.00	121477324.00	155141107.00	276618431.00
23	SIKKIM	1367757.00	5079515.00	6447272.00	975555.00	241066.00	1216621.00	2343312.00	5320581.00	7663893.00
24	TAMIL NADU	50948865.00	189407652.00	240356517.00	17034599.00	26766007.00	43800606.00	67983464.00	216173659.00	284157123.00
25	TELANGANA	3642254.00	99086989.00	102729243.00	41367790.00	25870614.00	67238404.00	45010044.00	124957603.00	169967647.00
26	TRIPURA	2012849.00	12688877.00	14701726.00	1121905.00	923582.00	2045487.00	3134754.00	13612459.00	16747213.00
27	UTTARAKHAND	6838843.00	43829981.00	50668824.00	4741300.00	3670233.00	8411533.00	11580143.00	47500214.00	59080357.00
28	UTTAR PRADESH	53547912.00	315240972.00	368788884.00	35766890.00	32964222.00	68731112.00	89314802.00	348205194.00	437519996.00
29	WEST BENGAL	105547895.00	160558889.00	266106784.00	10241115.00	9401629.00	19642744.00	115789010.00	169960518.00	285749528.00
TOTAL (STATES)		815920080.00	2718421029.00	3534341109.00	376654135.00	372574264.00	749228399.00	1192574215.00	3090995293.00	4283569508.00
30	A. & N. ISLANDS	2019700.00	2339100.00	4358800.00	516955.00	155542.00	672497.00	2536655.00	2494642.00	5031297.00
31	CHANDIGARH	988200.00	3604585.00	4592785.00	533680.00	1501525.00	2035205.00	1521880.00	5106110.00	6627990.00
32	DADRA & NAGAR HAVELI	1131500.00	407100.00	1538600.00	112600.00	15850.00	128450.00	1244100.00	422950.00	1667050.00
33	DAMAN & DIU	589500.00	534900.00	1124400.00	174700.00	26100.00	200800.00	764200.00	561000.00	1325200.00
34	DELHI	23953450.00	63790516.00	87743966.00	8259470.00	5107220.00	13366690.00	32212920.00	68897736.00	101110656.00
35	LAKSHADWEEP	410000.00	796300.00	1206300.00	156100.00	171600.00	327700.00	566100.00	967900.00	1534000.00
36	PUDUCHERRY	3730308.00	4039800.00	7770108.00	2091401.00	576747.00	2668148.00	5821709.00	4616547.00	10438256.00
TOTAL (U. T. s)		32822658.00	75512301.00	108334959.00	11844906.00	7554584.00	19399490.00	44667564.00	83066885.00	127734449.00
TOTAL (STATES & U. T.)		848742738.00	2793933330.00	3642676068.00	388499041.00	380128848.00	768627889.00	1237241779.00	3174062178.00	4411303957.00
CENTRAL TOTAL		548937600.00	141810000.00	690747600.00	337937974.00	160744075.00	498682049.00	886875574.00	302554075.00	1189429649.00
GRAND TOTAL		1397680338.00	2935743330.00	4333423668.00	726437015.00	540872923.00	1267309938.00	2124117353.00	3476616253.00	5600733606.00

..NICNET..

STATEMENT NO (4) : TOTAL STATE BUDGETED EXPENDITURE ON EDUCATION & TRAINING (REVENUE ACCOUNT)

(RUPEES IN THOUSANDS)

S.NO.	STATE/ UNION TERRITORY	2013-14(ACTUALS)			2014-15(R.E.)			2015-16(B.E.)		
		TOTAL STATE BUDGET	EXP. ON EDN. BY EDU. & OTHER DEPT.	% AGE OF COL(3) TO COL(2)	TOTAL STATE BUDGET	EXP. ON EDN. BY EDU. & OTHER DEPT.	% AGE OF COL(6) TO COL(5)	TOTAL STATE BUDGET	EXP. ON EDN. BY EDU. & OTHER DEPT.	% AGE OF COL(9) TO COL(8)
1	2	3	4	5	6	7	8	9	10	
1	ANDHRA PRADESH	1103744900.00	247947846.00	22.46	983086300.00	185435870.00	18.86	974247800.00	215013624.00	22.07
2	ARUNACHAL PRADESH	57314000.00	7218134.00	12.59	85228000.00	11950255.00	14.02	93024300.00	14845781.00	15.96
3	ASSAM	319718100.00	104489132.00	32.68	524291800.00	160191223.00	30.55	515628500.00	158958238.00	30.83
4	BIHAR	624772300.00	165408794.00	26.48	1002548900.00	249939427.00	24.93	912081100.00	258016904.00	28.29
5	CHHATTISGARH	328595700.00	69647648.00	21.20	466654300.00	99232243.00	21.26	537298100.00	103498984.00	19.26
6	GOA	68032800.00	13692476.00	20.13	79539600.00	14012949.00	17.62	95290200.00	18097681.00	18.99
7	GUJARAT	752585500.00	203230046.00	27.00	925978900.00	231839133.00	25.04	1019866800.00	239297312.00	23.46
8	HARYANA	418871000.00	85077172.00	20.31	549190900.00	109972874.00	20.02	618696200.00	132763279.00	21.46
9	HIMACHAL PRADESH	173524800.00	41086867.00	23.68	204450300.00	53163547.00	26.00	234876900.00	82098268.00	34.95
10	JAMMU & KASHMIR	270577700.00	38048909.00	14.06	310505900.00	48329861.00	15.56	347140800.00	53495813.00	15.41
11	JHARKHAND	234313900.00	44236766.00	18.88	400733300.00	66304673.00	16.55	433432400.00	79005525.00	18.23
12	KARNATAKA	891895700.00	195315796.00	21.90	1087476200.00	244575204.00	22.49	1154496800.00	236546900.00	20.49
13	KERALA	604855000.00	114203334.00	18.88	738523100.00	152369696.00	20.63	852591200.00	183221660.00	21.49
14	MADHYA PRADESH	698697600.00	132761652.00	19.00	982496000.00	158101267.00	16.09	1088349200.00	183414404.00	16.85
15	MAHARASHTRA	1549024200.00	430649194.00	27.80	1946773100.00	463996800.00	23.83	2019879000.00	492649862.00	24.39
16	MANIPUR	57188300.00	11314670.00	19.78	89901300.00	13997618.00	15.57	79650800.00	13119875.00	16.47
17	MEGHALAYA	55515900.00	11095046.00	19.99	99027800.00	12241563.00	12.36	76214800.00	12742165.00	16.72
18	MIZORAM	49169800.00	8427078.00	17.14	62685100.00	9617660.00	15.34	60912900.00	10281028.00	16.88
19	NAGALAND	57503500.00	9374278.00	16.30	76055600.00	13367948.00	17.58	86616200.00	17551407.00	20.26
20	ORISSA	456177500.00	87252326.00	19.13	602721500.00	125045210.00	20.75	658389900.00	137797749.00	20.93
21	PUNJAB	416406700.00	79269497.00	19.04	489827400.00	95568193.00	19.51	526232000.00	103648861.00	19.70
22	RAJASTHAN	755095900.00	163569563.00	21.66	1008879400.00	222256983.00	22.03	1108048500.00	276618431.00	24.96
23	SIKKIM	34579600.00	6959408.00	20.13	48954400.00	7445836.00	15.21	42585100.00	7663893.00	18.00
24	TAMIL NADU	1098246700.00	233756961.00	21.28	1367253800.00	268533324.00	19.64	1472973500.00	284157123.00	19.29
25	TELANGANA	0.00	798097600.00	132230260.00	16.57	936002100.00	169967647.00	18.16
26	TRIPURA	59489600.00	12494127.00	21.00	83030700.00	14932509.00	17.98	91255500.00	16747213.00	18.35
27	UTTARAKHAND	162164100.00	43594943.00	26.88	243524800.00	54560970.00	22.40	257393300.00	59080357.00	22.95
28	UTTAR PRADESH	1581468700.00	348970878.00	22.07	1915902300.00	318273301.00	16.61	2157561800.00	437519996.00	20.28
29	WEST BENGAL	917972700.00	177355483.00	19.32	1068279800.00	222881969.00	20.86	1131002200.00	285749528.00	25.27
TOTAL (STATES)		13797502200.00	3086448024.00	22.37	18241618100.00	3760368366.00	20.61	19581737900.00	4283569508.00	21.88
30	A. & N. ISLANDS	27746696.00	3895837.00	14.04	29578800.00	4260202.00	14.40	32867300.00	5031297.00	15.31
31	CHANDIGARH	28198135.00	6192242.00	21.96	29584700.00	7000687.00	23.66	32605300.00	6627990.00	20.33
32	DADRA & NAGAR HAVELI	5417857.00	1097373.00	20.25	5254400.00	1412500.00	26.88	5985000.00	1667050.00	27.85
33	DAMAN & DIU	11569429.00	849574.00	7.34	12328200.00	1089200.00	8.84	13775300.00	1325200.00	9.62
34	DELHI	223665200.00	75315714.00	33.67	260377800.00	83900612.00	32.22	304020900.00	101110656.00	33.26
35	LAKSHADWEEP	7332512.00	1244298.00	16.97	8190100.00	1447735.00	17.68	9747900.00	1534000.00	15.74
36	PUDUCHERRY	44827400.00	7454836.00	16.63	50552200.00	8502465.00	16.82	55983300.00	10438256.00	18.65
TOTAL (U.T.S)		348757229.00	96049874.00	27.54	395866200.00	107613401.00	27.18	454985000.00	127734449.00	28.07
TOTAL (STATES & U.T.)		14146259429.00	3182497898.00	22.50	18637484300.00	3867981767.00	20.75	20036722900.00	4411303957.00	22.02
TOTAL (CENTRE)		13717720000.00	1126290292.00	8.21	14887810000.00	1133301596.00	7.61	15360460000.00	1189429649.00	7.74
GRAND TOTAL		27863979429.00	4308788190.00	15.46	33525294300.00	5001283363.00	14.92	35397182900.00	5600733606.00	15.82

...NICNET...

STATEMENT NO (5) : PLAN & NONPLAN BUDGETED EXPENDITURE ON EDUCATION OF EDUCATION DEPARTMENT
(REVENUE ACCOUNT)

(RUPEES IN THOUSANDS)

2013-14 (ACTUALS)						
S.NO.	STATE/ UNION TERRITORY	TOTAL EXP. ON EDN. OF THE EDN. DEPARTMENT	PLAN EXP. ON EDN. OF THE EDUCATION DEPARTMENT	% AGE OF COL.(3) TO COL.(2)	NON-PLAN EXP. ON EDN. OF THE EDN. DEPARTMENT	% AGE OF COL.(5) TO COL.(2)
1		2	3	4	5	6
1	ANDHRA PRADESH	175701201.00	25784432.00	14.68	149916769.00	85.32
2	ARUNACHAL PRADESH	6250228.00	963420.00	15.41	5286808.00	84.59
3	ASSAM	93860927.00	14802098.00	15.77	79058829.00	84.23
4	BIHAR	133762548.00	45505005.00	34.02	88257543.00	65.98
5	CHHATTISGARH	59166058.00	31324956.00	52.94	27841102.00	47.06
6	GOA	10173700.00	2050665.00	20.16	8123035.00	79.84
7	GUJARAT	142306103.00	14987280.00	10.53	127318823.00	89.47
8	HARYANA	72360370.00	22212909.00	30.70	50147461.00	69.30
9	HIMACHAL PRADESH	36368035.00	6085313.00	16.73	30282722.00	83.27
10	JAMMU & KASHMIR	29706527.00	580160.00	1.95	29126367.00	98.05
11	JHARKHAND	35360603.00	6635994.00	18.77	28724609.00	81.23
12	KARNATAKA	161903558.00	47219569.00	29.17	114683989.00	70.83
13	KERALA	88711715.00	5340463.00	6.02	83371252.00	93.98
14	MADHYA PRADESH	108109173.00	7572166.00	7.00	100537007.00	93.00
15	MAHARASHTRA	360143993.00	9595893.00	2.66	350548100.00	97.34
16	MANIPUR	7270959.00	687681.00	9.46	6583278.00	90.54
17	MEGHALAYA	9542964.00	2684836.00	28.13	6858128.00	71.87
18	MIZORAM	7658533.00	3219142.00	42.03	4439391.00	57.97
19	NAGALAND	8294191.00	316145.00	3.81	7978046.00	96.19
20	ORISSA	75283826.00	20282704.00	26.94	55001122.00	73.06
21	PUNJAB	62889165.00	8852216.00	14.08	54036949.00	85.92
22	RAJASTHAN	149791295.00	29687620.00	19.82	120103675.00	80.18
23	SIKKIM	6035874.00	2098833.00	34.77	3937041.00	65.23
24	TAMIL NADU	196709199.00	31563018.00	16.05	165146181.00	83.95
25	TELANGANA	0.00	0.00	0.00	0.00	0.00
26	TRIPURA	10945102.00	1346403.00	12.30	9598699.00	87.70
27	UTTARAKHAND	38336616.00	3885393.00	10.13	34451223.00	89.87
28	UTTAR PRADESH	280101520.00	56285259.00	20.09	223816261.00	79.91
29	WEST BENGAL	167985825.00	26508460.00	15.78	141477365.00	84.22
TOTAL (STATES)		2534729808.00	428078033.00	16.89	2106651775.00	83.11
30	A. & N. ISLANDS	3619728.00	1693920.00	46.80	1925808.00	53.20
31	CHANDIGARH	4394787.00	684755.00	15.58	3710032.00	84.42
32	DADRA & NAGAR HAVELI	1059494.00	714906.00	67.48	344588.00	32.52
33	DAMAN & DIU	739820.00	339367.00	45.87	400453.00	54.13
34	DELHI	66131968.00	14846740.00	22.45	51285228.00	77.55
35	LAKSHADWEEP	1122057.00	378954.00	33.77	743103.00	66.23
36	PUDUCHERRY	5573736.00	2297868.00	41.23	3275868.00	58.77
TOTAL (U.T.s)		82641590.00	20956510.00	25.36	61685080.00	74.64
TOTAL (STATES & U.T.)		2617371398.00	449034543.00	17.16	2168336855.00	82.84
TOTAL (CENTRE)		714947700.00	580487900.00	81.19	134459800.00	18.81
GRAND TOTAL		3332319098.00	1029522443.00	30.90	2302796655.00	69.10

...NICNET...

STATEMENT NO (5) : PLAN & NONPLAN BUDGETED EXPENDITURE ON EDUCATION OF EDUCATION DEPARTMENT
(REVENUE ACCOUNT)

(RUPEES IN THOUSANDS)

2014-15 (REVISED ESTIMATES)						
S.NO.	STATE/ UNION TERRITORY	TOTAL EXP. ON EDN. OF THE EDN. DEPARTMENT	PLAN EXP. ON EDN. OF THE EDUCATION DEPARTMENT	% AGE OF COL.(8) TO COL.(7)	NON-PLAN EXP. ON EDN. OF THE EDN. DEPARTMENT	% AGE OF COL.(10) TO COL.(7)
1		7	8	9	10	11
1	ANDHRA PRADESH	131878806.00	2606132.00	1.98	129272674.00	98.02
2	ARUNACHAL PRADESH	10525463.00	4683970.00	44.50	5841493.00	55.50
3	ASSAM	139826867.00	35606248.00	25.46	104220619.00	74.54
4	BIHAR	201060823.00	124637584.00	61.99	76423239.00	38.01
5	CHHATTISGARH	86231595.00	53158288.00	61.65	33073307.00	38.35
6	GOA	10675586.00	2273850.00	21.30	8401736.00	78.70
7	GUJARAT	164078785.00	24300967.00	14.81	139777818.00	85.19
8	HARYANA	94110361.00	32137400.00	34.15	61972961.00	65.85
9	HIMACHAL PRADESH	45315265.00	7446429.00	16.43	37868836.00	83.57
10	JAMMU & KASHMIR	36060410.00	863780.00	2.40	35196630.00	97.60
11	JHARKHAND	52562341.00	17206911.00	32.74	35355430.00	67.26
12	KARNATAKA	202898263.00	71299028.00	35.14	131599235.00	64.86
13	KERALA	123004246.00	6586972.00	5.36	116417274.00	94.64
14	MADHYA PRADESH	128156613.00	10978834.00	8.57	117177779.00	91.43
15	MAHARASHTRA	378537604.00	12230272.00	3.23	366307332.00	96.77
16	MANIPUR	8754140.00	1404774.00	16.05	7349366.00	83.95
17	MEGHALAYA	10422020.00	4116300.00	39.50	6305720.00	60.50
18	MIZORAM	8789312.00	3304876.00	37.60	5484436.00	62.40
19	NAGALAND	12031020.00	3538418.00	29.41	8492602.00	70.59
20	ORISSA	107745466.00	41588398.00	38.60	66157068.00	61.40
21	PUNJAB	81462835.00	15103134.00	18.54	66359701.00	81.46
22	RAJASTHAN	202954832.00	67016813.00	33.02	135938019.00	66.98
23	SIKKIM	6513384.00	1947953.00	29.91	4565431.00	70.09
24	TAMIL NADU	227898741.00	51490106.00	22.59	176408635.00	77.41
25	TELANGANA	74211788.00	3778435.00	5.09	70433353.00	94.91
26	TRIPURA	13129178.00	1672583.00	12.74	11456595.00	87.26
27	UTTARAKHAND	47194810.00	7729235.00	16.38	39465575.00	83.62
28	UTTAR PRADESH	280989264.00	38450174.00	13.68	242539090.00	86.32
29	WEST BENGAL	204486529.00	52241200.00	25.55	152245329.00	74.45
TOTAL (STATES)		3091506347.00	699399064.00	22.62	2392107283.00	77.38
30	A. & N. ISLANDS	3865000.00	1749700.00	45.27	2115300.00	54.73
31	CHANDIGARH	4989753.00	878800.00	17.61	4110953.00	82.39
32	DADRA & NAGAR HAVELI	1310500.00	945500.00	72.15	365000.00	27.85
33	DAMAN & DIU	945900.00	438700.00	46.38	507200.00	53.62
34	DELHI	72613781.00	18201400.00	25.07	54412381.00	74.93
35	LAKSHADWEEP	1122600.00	366400.00	32.64	756200.00	67.36
36	PUDUCHERRY	6323396.00	2684730.00	42.46	3638666.00	57.54
TOTAL (U.T.s)		91170930.00	25265230.00	27.71	65905700.00	72.29
TOTAL (STATES & U.T.)		3182677277.00	724664294.00	22.77	2458012983.00	77.23
TOTAL (CENTRE)		705550000.00	565679000.00	80.18	139871000.00	19.82
GRAND TOTAL		3888227277.00	1290343294.00	33.19	2597883983.00	66.81

...NICNET...

STATEMENT NO (5) : PLAN & NONPLAN BUDGETED EXPENDITURE ON EDUCATION OF EDUCATION DEPARTMENT
(REVENUE ACCOUNT)

(RUPEES IN THOUSANDS)

2015-16 (BUDGET ESTIMATES)						
S.NO.	STATE/ UNION TERRITORY	TOTAL EXP. ON EDN. OF THE EDN. DEPARTMENT	PLAN EXP. ON EDN. OF THE EDUCATION DEPARTMENT	% AGE OF COL.(13) TO COL.(12)	NON-PLAN EXP. ON EDN. OF THE EDN. DEPARTMENT	% AGE OF COL.(15) TO COL.(12)
1		12	13	14	15	16
1	ANDHRA PRADESH	155272939.00	2079316.00	1.34	153193623.00	98.66
2	ARUNACHAL PRADESH	13589986.00	7192840.00	52.93	6397146.00	47.07
3	ASSAM	140241000.00	32228968.00	22.98	108012032.00	77.02
4	BIHAR	210284263.00	98896848.00	47.03	111387415.00	52.97
5	CHHATTISGARH	93278112.00	54566876.00	58.50	38711236.00	41.50
6	GOA	13647842.00	3255260.00	23.85	10392582.00	76.15
7	GUJARAT	178282065.00	31819500.00	17.85	146462565.00	82.15
8	HARYANA	114897956.00	42214300.00	36.74	72683656.00	63.26
9	HIMACHAL PRADESH	75916480.00	34860160.00	45.92	41056320.00	54.08
10	JAMMU & KASHMIR	38923702.00	80159.00	0.21	38843543.00	99.79
11	JHARKHAND	65217710.00	22641900.00	34.72	42575810.00	65.28
12	KARNATAKA	190513000.00	63061600.00	33.10	127451400.00	66.90
13	KERALA	148935837.00	9729500.00	6.53	139206337.00	93.47
14	MADHYA PRADESH	149114668.00	15444338.00	10.36	133670330.00	89.64
15	MAHARASHTRA	407424795.00	8228201.00	2.02	399196594.00	97.98
16	MANIPUR	8985987.00	1369733.00	15.24	7616254.00	84.76
17	MEGHALAYA	10813500.00	3920300.00	36.25	6893200.00	63.75
18	MIZORAM	9521595.00	4309151.00	45.26	5212444.00	54.74
19	NAGALAND	15689516.00	4691928.00	29.90	10997588.00	70.10
20	ORISSA	118736742.00	46307673.00	39.00	72429069.00	61.00
21	PUNJAB	90545211.00	16592533.00	18.33	73952678.00	81.67
22	RAJASTHAN	234708953.00	88522621.00	37.72	146186332.00	62.28
23	SIKKIM	6447272.00	1367757.00	21.21	5079515.00	78.79
24	TAMIL NADU	240356517.00	50948865.00	21.20	189407652.00	78.80
25	TELANGANA	102729243.00	3642254.00	3.55	99086989.00	96.45
26	TRIPURA	14701726.00	2012849.00	13.69	12688877.00	86.31
27	UTTARAKHAND	50668824.00	6838843.00	13.50	43829981.00	86.50
28	UTTAR PRADESH	368788884.00	53547912.00	14.52	315240972.00	85.48
29	WEST BENGAL	266106784.00	105547895.00	39.66	160558889.00	60.34
TOTAL (STATES)		3534341109.00	815920080.00	23.09	2718421029.00	76.91
30	A. & N. ISLANDS	4358800.00	2019700.00	46.34	2339100.00	53.66
31	CHANDIGARH	4592785.00	988200.00	21.52	3604585.00	78.48
32	DADRA & NAGAR HAVELI	1538600.00	1131500.00	73.54	407100.00	26.46
33	DAMAN & DIU	1124400.00	589500.00	52.43	534900.00	47.57
34	DELHI	87743966.00	23953450.00	27.30	63790516.00	72.70
35	LAKSHADWEEP	1206300.00	410000.00	33.99	796300.00	66.01
36	PUDUCHERRY	7770108.00	3730308.00	48.01	4039800.00	51.99
TOTAL (U.T.s)		108334959.00	32822658.00	30.30	75512301.00	69.70
TOTAL (STATES & U.T.)		3642676068.00	848742738.00	23.30	2793933330.00	76.70
TOTAL (CENTRE)		690747600.00	548937600.00	79.47	141810000.00	20.53

STATEMENT NO. (6): TOTAL PLAN BUDGETED EXPENDITURE ON EDUCATION BY ALL DEPARTMENTS
(REVENUE ACCOUNT)

(RUPEES IN THOUSANDS)

SL. NO.	STATE/UNION TERRITORY	2013-14 (ACTUALS)				2014-15 (R. E.)				2015-16 (B. E.)			
		PLAN EXP. BY EDN. DEPARTMENT	PLAN EXP. BY OTHER DEPARTMENT	TOTAL PLAN EXPENDITURE	%AGE OF PLAN EXP. TO TOTAL EXP. ON EDN.	PLAN EXP. BY EDN. DEPARTMENT	PLAN EXP. BY OTHER DEPARTMENT	TOTAL PLAN EXPENDITURE	%AGE OF PLAN EXP. TO TOTAL EXP. ON EDN.	PLAN EXP. BY EDN. DEPARTMENT	PLAN EXP. BY OTHER DEPARTMENT	TOTAL PLAN EXPENDITURE	%AGE OF PLAN EXP. TO TOTAL EXP. ON EDN.
1	ANDHRA PRADESH	25784432.00	36762158.00	62546590.00	25.23	2606132.00	10086829.00	12692961.00	6.84	2079316.00	29999979.00	32079295.00	14.92
2	ARUNACHAL PRADESH	963420.00	503575.00	1466995.00	20.32	4683970.00	876905.00	5560875.00	46.53	7192840.00	671979.00	7864819.00	52.98
3	ASSAM	14802098.00	4615071.00	19417169.00	18.58	35606248.00	10188582.00	45794830.00	28.59	32228968.00	9730169.00	41959137.00	26.40
4	BIHAR	45505005.00	23382952.00	68887957.00	41.65	124637584.00	36762872.00	161400456.00	64.58	98896848.00	35062658.00	133959506.00	51.92
5	CHHATTISGARH	31324956.00	3933699.00	35258655.00	50.62	53158288.00	4770225.00	57928513.00	58.38	54566876.00	4779395.00	59346271.00	57.34
6	GOA	2050665.00	2319841.00	4370506.00	31.92	2273850.00	1869221.00	4143071.00	29.57	3255260.00	2571664.00	5826924.00	32.20
7	GUJARAT	14987280.00	21213773.00	36201053.00	17.81	24300967.00	27997157.00	52298124.00	22.56	31819500.00	31444974.00	63264474.00	26.44
8	HARYANA	22212909.00	6592780.00	28805689.00	33.86	32137400.00	8887723.00	41025123.00	37.30	42214300.00	10296300.00	52510600.00	39.55
9	HIMACHAL PRADESH	6085313.00	1876702.00	7962015.00	19.38	7446429.00	4417276.00	11863705.00	22.32	34860160.00	1806897.00	36667057.00	44.66
10	JAMMU & KASHMIR	580160.00	11505.00	591665.00	1.56	863780.00	1904290.00	2768070.00	5.73	80159.00	17603.00	97762.00	0.18
11	JHARKHAND	6635994.00	5653583.00	12289577.00	27.78	17206911.00	9578997.00	26785908.00	40.40	22641900.00	9138180.00	31780080.00	40.23
12	KARNATAKA	47219569.00	18560035.00	65779604.00	33.68	71299028.00	25636610.00	96935638.00	39.63	63061600.00	28784900.00	91846500.00	38.83
13	KERALA	5340463.00	10471878.00	15812341.00	13.85	6586972.00	11978829.00	18565801.00	12.18	9729500.00	14676700.00	24406200.00	13.32
14	MADHYA PRADESH	7572166.00	10932312.00	18504478.00	13.94	10978834.00	13575538.00	24554372.00	15.53	15444338.00	16660585.00	32104923.00	17.50
15	MAHARASHTRA	9595893.00	12673241.00	22269134.00	5.17	12230272.00	20795717.00	33025989.00	7.12	8228201.00	21006488.00	29234689.00	5.93
16	MANIPUR	687681.00	1684031.00	2371712.00	20.96	1404774.00	2676080.00	4080854.00	29.15	1369733.00	1805981.00	3175714.00	24.21
17	MEGHALAYA	2684836.00	1076555.00	3761391.00	33.90	4116300.00	1268733.00	5385033.00	43.99	3920300.00	1339405.00	5259705.00	41.28
18	MIZORAM	3219142.00	451052.00	3670194.00	43.55	3304876.00	424232.00	3729108.00	38.67	4309151.00	364172.00	4673323.00	45.46
19	NAGALAND	316145.00	328240.00	644385.00	6.87	3538418.00	297016.00	3835434.00	28.79	4691928.00	991068.00	5682996.00	32.38
20	ORISSA	20282704.00	2567077.00	22849781.00	26.19	41588398.00	6953277.00	48541675.00	38.82	46307673.00	7677205.00	53984878.00	39.18
21	PUNJAB	8852216.00	3581847.00	12434063.00	15.69	15103134.00	4604722.00	19707856.00	20.62	16592533.00	3623976.00	20216509.00	19.50
22	RAJASTHAN	29687620.00	6448636.00	36136256.00	22.09	67016813.00	10836592.00	77853405.00	35.03	88522621.00	32954703.00	121477324.00	43.92
23	SIKKIM	2098833.00	611268.00	2710101.00	38.94	1947953.00	565565.00	2513518.00	33.76	1367757.00	975555.00	2343312.00	30.58
24	TAMIL NADU	31563018.00	16137851.00	47700869.00	20.41	51490106.00	17398898.00	68889004.00	25.65	50948865.00	17034599.00	67983464.00	23.92
25	TELANGANA	0.00	3778435.00	35174136.00	38952571.00	29.46	3642254.00	41367790.00	45010044.00	26.48
26	TRIPURA	1346403.00	972574.00	2318977.00	18.56	1672583.00	1007138.00	2679721.00	17.95	2012849.00	1121905.00	3134754.00	18.72
27	UTTARAKHAND	3885393.00	2219181.00	6104574.00	14.00	7729235.00	3842663.00	11571898.00	21.21	6838843.00	4741300.00	11580143.00	19.60
28	UTTAR PRADESH	56285259.00	32362744.00	88648003.00	25.40	38450174.00	6397446.00	44847620.00	14.09	53547912.00	35766890.00	89314802.00	20.41
29	WEST BENGAL	26508460.00	3624834.00	30133294.00	16.99	52241200.00	9425632.00	61666832.00	27.67	105547895.00	10241115.00	115789010.00	40.52
TOTAL STATES		428078033.00	231568995.00	659647028.00	21.37	699399064.00	290198901.00	989597965.00	26.32	815920080.00	376654135.00	1192574215.00	27.84
30	A. & N. ISLANDS	1693920.00	136972.00	1830892.00	47.00	1749700.00	248005.00	1997705.00	46.89	2019700.00	516955.00	2536655.00	50.42
31	CHANDIGARH	684755.00	498874.00	1183629.00	19.11	878800.00	653690.00	1532490.00	21.89	988200.00	533680.00	1521880.00	22.96
32	DADRA & NAGAR HAVELI	714906.00	28474.00	743380.00	67.74	945500.00	89700.00	1035200.00	73.29	1131500.00	112600.00	1244100.00	74.63
33	DAMAN & DIU	339367.00	86714.00	426081.00	50.15	438700.00	119000.00	557700.00	51.20	589500.00	174700.00	764200.00	57.67
34	DELHI	14846740.00	5211328.00	20058068.00	26.63	18201400.00	6668200.00	24869600.00	29.64	23953450.00	8259470.00	32212920.00	31.86
35	LAKSHADWEEP	378954.00	63436.00	442390.00	35.55	366400.00	254500.00	620900.00	42.89	410000.00	156100.00	566100.00	36.90
36	PUDUCHERRY	2297868.00	1453286.00	3751154.00	50.32	2684730.00	1692143.00	4376873.00	51.48	3730308.00	2091401.00	5821709.00	55.77
TOTAL U. T.		20956510.00	7479084.00	28435594.00	29.61	25265230.00	9725238.00	34990468.00	32.51	32822658.00	11844906.00	44667564.00	34.97
TOTAL (STATES & UTS)		449034543.00	239048079.00	688082622.00	21.62	724664294.00	299924139.00	1024588433.00	26.49	848742738.00	388499041.00	1237241779.00	28.05
TOTAL (CENTRE)		580487900.00	249672027.00	830159927.00	73.71	565679000.00	279043489.00	844722489.00	74.54	548937600.00	337937974.00	886875574.00	74.56
GRAND TOTAL		1029522443.00	488720106.00	1518242549.00	35.24	1290343294.00	578967628.00	1869310922.00	37.38	1397680338.00	726437015.00	2124117353.00	37.93

..NICNET..

STATEMENT NO. (7): PLAN & NON-PLAN BUDGETED EXPENDITURE ON ELEMENTARY EDUCATION

ACCOUNT: REVENUE ACCOUNT
PROGRAM: TOTAL EXPENDITURE

(RUPEES IN THOUSANDS)

SL. NO.	STATE/UNION TERRITORY	2013-14(ACTUALS)				2014-15(R.E.)				2015-16(B.E.)			
		PLAN	NON-PLAN	TOTAL	% AGE TO TOTAL EXP. ON EDUCATION	PLAN	NON-PLAN	TOTAL	% AGE TO TOTAL EXP. ON EDUCATION	PLAN	NON-PLAN	TOTAL	% AGE TO TOTAL EXP. ON EDUCATION
1	ANDHRA PRADESH	13111590.00	60605802.00	73717392.00	41.96	1263127.00	50948302.00	52211429.00	39.59	30000.00	70967374.00	70997374.00	45.72
2	ARUNACHAL PRADESH	560572.00	3501405.00	4061977.00	64.99	3362812.00	3876230.00	7239042.00	68.78	5421723.00	4214161.00	9635884.00	70.90
3	ASSAM	7756004.00	42913890.00	50669894.00	53.98	24489261.00	53218514.00	77707775.00	55.57	24558318.00	53890560.00	78448878.00	55.94
4	BIHAR	32744384.00	42799834.00	75544218.00	56.48	98088062.00	14626278.00	112714340.00	56.06	78082022.00	55187995.00	133270017.00	63.38
5	CHHATTISGARH	20181649.00	14923057.00	35104706.00	59.33	33011587.00	15291655.00	48303242.00	56.02	32237270.00	18760240.00	50997510.00	54.67
6	GOA	255082.00	1939539.00	2194621.00	21.57	345459.00	2049743.00	2395202.00	22.44	661560.00	2584782.00	3246342.00	23.79
7	GUJARAT	8413494.00	78111523.00	86525017.00	60.80	12689634.00	86172674.00	98862308.00	60.25	15411673.00	92169389.00	107581062.00	60.34
8	HARYANA	12834610.00	31925845.00	44760455.00	61.86	16193500.00	39432950.00	55626450.00	59.11	26220800.00	45531650.00	71752450.00	62.45
9	HIMACHAL PRADESH	2951897.00	17622413.00	20574310.00	56.57	4447712.00	22690446.00	27138158.00	59.89	32129063.00	24421678.00	56550741.00	74.49
10	JAMMU & KASHMIR	0.00	11419374.00	11419374.00	38.44	0.00	13460676.00	13460676.00	37.33	0.00	15670466.00	15670466.00	40.26
11	JHARKHAND	3722574.00	19070417.00	22792991.00	64.46	12195500.00	21488813.00	33684313.00	64.08	15664510.00	26275718.00	41940228.00	64.31
12	KARNATAKA	23536286.00	60270311.00	83806597.00	51.76	37801297.00	69008421.00	106809718.00	52.64	29604200.00	65211400.00	94815600.00	49.77
13	KERALA	781941.00	42763281.00	43545222.00	49.09	562100.00	46974848.00	47536948.00	38.65	380100.00	56177711.00	56557811.00	37.97
14	MADHYA PRADESH	4729291.00	59432665.00	64161956.00	59.35	5725524.00	69125470.00	74850994.00	58.41	7737619.00	78881671.00	86619290.00	58.09
15	MAHARASHTRA	3240040.00	151536918.00	154776958.00	42.98	3348259.00	161475647.00	164823906.00	43.54	1845252.00	169471600.00	171316852.00	42.05
16	MANIPUR	338497.00	3113986.00	3452483.00	47.48	336786.00	3212561.00	3549347.00	40.54	395771.00	3371516.00	3713287.00	41.32
17	MEGHALAYA	1364594.00	3688118.00	5052712.00	52.95	2755897.00	3316326.00	6072223.00	58.26	2755897.00	3509366.00	6265263.00	57.94
18	MIZORAM	1254818.00	2114307.00	3369125.00	43.99	1109746.00	2612980.00	3722726.00	42.36	1223813.00	2606218.00	3830031.00	40.22
19	NAGALAND	179455.00	3895458.00	4074913.00	49.13	2976400.00	4126458.00	7102858.00	59.04	3576000.00	5245658.00	8821658.00	56.23
20	ORISSA	10052195.00	29320979.00	39373174.00	52.30	22073585.00	35470115.00	57543700.00	53.41	30006574.00	40107571.00	70114145.00	59.05
21	PUNJAB	5642946.00	10605017.00	16247963.00	25.84	9974024.00	16466631.00	26440655.00	32.46	10856982.00	19320155.00	30177137.00	33.33
22	RAJASTHAN	20009227.00	64883899.00	84893126.00	56.67	45185951.00	72309994.00	117495945.00	57.89	57006548.00	79138962.00	136145510.00	58.01
23	SIKKIM	741968.00	1967709.00	2709677.00	44.89	828014.00	2164995.00	2993009.00	45.95	864024.00	2496168.00	3360192.00	52.12
24	TAMIL NADU	12402915.00	68766118.00	81169033.00	41.26	28154513.00	73768638.00	101923151.00	44.72	26721744.00	75629154.00	102350898.00	42.58
25	TELANGANA	0.00	0.00	0.00	0.00	897664.00	29162686.00	30060350.00	40.51	34864.00	40365716.00	40400580.00	39.33
26	TRIPURA	412884.00	3796471.00	4209355.00	38.46	678282.00	4639251.00	5317533.00	40.50	873915.00	5103880.00	5977795.00	40.66
27	UTTARAKHAND	1828448.00	14589863.00	16418311.00	42.83	4526186.00	16682295.00	21208481.00	44.94	3719396.00	18926255.00	22645651.00	44.69
28	UTTAR PRADESH	22586087.00	144324660.00	166910747.00	59.59	35188981.00	162126810.00	197315791.00	70.22	48743964.00	226413738.00	275157402.00	74.61
29	WEST BENGAL	15682545.00	37917736.00	53600281.00	31.91	31332841.00	40229125.00	71561966.00	35.00	60244000.00	42846142.00	103090142.00	38.74
TOTAL STATES		227315993.00	1027820595.00	1255136588.00	49.52	439542704.00	1136129532.00	1575672236.00	50.97	517007602.00	1344442894.00	1861450496.00	52.67
30	A. & N. ISLANDS	847561.00	1130770.00	1978331.00	54.65	890100.00	1245706.00	2135806.00	55.26	978100.00	1353401.00	2331501.00	53.49
31	CHANDIGARH	314044.00	1191896.00	1505940.00	34.27	458100.00	1338804.00	1796904.00	36.01	393200.00	1491220.00	1884420.00	41.03
32	DADRA & NAGAR HAVELI	381690.00	277706.00	659396.00	62.24	497100.00	291500.00	788600.00	60.18	512100.00	329500.00	841600.00	54.70
33	DAMAN & DIU	82764.00	176517.00	259281.00	35.05	118900.00	201500.00	320400.00	33.87	164500.00	202000.00	366500.00	32.60
34	DELHI	3816976.00	10594411.00	14411387.00	21.79	4296500.00	10867939.00	15164439.00	20.88	4220000.00	12054632.00	16274632.00	18.55
35	LAKSHADWEEP	378954.00	0.00	378954.00	33.77	0.00	0.00	0.00	0.00	0.00	391400.00	391400.00	32.45
36	PUDUCHERRY	525633.00	1411045.00	1936678.00	34.75	652622.00	1558736.00	2211358.00	34.97	817362.00	1732850.00	2550212.00	32.82
TOTAL U.T.		6347622.00	14782345.00	21129967.00	25.57	6913322.00	15504185.00	22417507.00	24.59	7085262.00	17555003.00	24640265.00	22.74
TOTAL (STATE & UTS)		233663615.00	1042602940.00	1276266555.00	48.76	446456026.00	1151633717.00	1598089743.00	50.21	524092864.00	1361997897.00	1886090761.00	51.78
CENTRE TOTAL		365007600.00	67200.00	365074800.00	51.06	361371700.00	82800.00	361454500.00	51.23	322305000.00	87000.00	322392000.00	46.67
GRAND TOTAL		598671215.00	1042670140.00	1641341355.00	49.26	807827726.00	1151716517.00	1959544243.00	50.40	846397864.00	1362084897.00	2208482761.00	50.96

..NICNET..

STATEMENT NO. (8): PLAN & NON-PLAN BUDGETED EXPENDITURE ON ELEMENTARY EDUCATION (Sub-head wise)

ACCOUNT: REVENUE ACCOUNT
PROGRAM: DIRECTION, INSPECTION & ADMINISTRATION

(RUPEES IN THOUSANDS)

SL. NO.	STATE/UNION TERRITORY	2013-14(ACTUALS)				2014-15(R.E.)				2015-16(B.E.)			
		PLAN	NON-PLAN	TOTAL	% AGE TO TOTAL EXP. ON PMY. EDN.	PLAN	NON-PLAN	TOTAL	% AGE TO TOTAL EXP. ON PMY. EDN.	PLAN	NON-PLAN	TOTAL	% AGE TO TOTAL EXP. ON PMY. EDN.
1	ANDHRA PRADESH	7292302.00	0.00	7292302.00	9.89	0.00	0.00	0.00	0.00	0.00	0.00	0.00	0.00
2	ARUNACHAL PRADESH	58900.00	3501405.00	3560305.00	87.65	42500.00	3876230.00	3918730.00	54.13	154919.00	4214161.00	4369080.00	45.34
3	ASSAM	523615.00	618328.00	1141943.00	2.25	1277202.00	1874296.00	3151498.00	4.06	1923742.00	2019421.00	3943163.00	5.03
4	BIHAR	92322.00	925091.00	1017413.00	1.35	175000.00	1225189.00	1400189.00	1.24	215000.00	1407184.00	1622184.00	1.22
5	CHHATTISGARH	2425251.00	5581400.00	8006651.00	22.81	5008800.00	5250030.00	10258830.00	21.24	3500000.00	7943610.00	11443610.00	22.44
6	GOA	12.00	80793.00	80805.00	3.68	52.00	81355.00	81407.00	3.40	52.00	103455.00	103507.00	3.19
7	GUJARAT	732.00	273653.00	274385.00	0.32	28750.00	289565.00	318315.00	0.32	106455.00	254422.00	360877.00	0.34
8	HARYANA	9086.00	504781.00	513867.00	1.15	16000.00	689750.00	705750.00	1.27	31000.00	806200.00	837200.00	1.17
9	HIMACHAL PRADESH	0.00	462784.00	462784.00	2.25	0.00	148725.00	148725.00	0.55	0.00	132497.00	132497.00	0.23
10	JAMMU & KASHMIR	0.00	5824681.00	5824681.00	51.01	0.00	7094080.00	7094080.00	52.70	0.00	7251360.00	7251360.00	46.27
11	JHARKHAND	0.00	374979.00	374979.00	1.65	0.00	405669.00	405669.00	1.20	0.00	568092.00	568092.00	1.35
12	KARNATAKA	116073.00	173657.00	289730.00	0.35	80000.00	243121.00	323121.00	0.30	80000.00	255400.00	335400.00	0.35
13	KERALA	0.00	615945.00	615945.00	1.41	0.00	668600.00	668600.00	1.41	0.00	809678.00	809678.00	1.43
14	MADHYA PRADESH	0.00	946482.00	946482.00	1.48	0.00	1208357.00	1208357.00	1.61	0.00	1267526.00	1267526.00	1.46
15	MAHARASHTRA	0.00	1825111.00	1825111.00	1.18	0.00	1900553.00	1900553.00	1.15	0.00	2056162.00	2056162.00	1.20
16	MANIPUR	1712.00	88576.00	90288.00	2.62	1840.00	109588.00	111428.00	3.14	1840.00	67272.00	69112.00	1.86
17	MEGHALAYA	10837.00	98215.00	109052.00	2.16	43150.00	91072.00	134222.00	2.21	43150.00	103602.00	146752.00	2.34
18	MIZORAM	18413.00	45663.00	64076.00	1.90	23100.00	53400.00	76500.00	2.05	12200.00	53400.00	65600.00	1.71
19	NAGALAND
20	ORISSA	0.00	611627.00	611627.00	1.55	0.00	1054933.00	1054933.00	1.83	0.00	1153064.00	1153064.00	1.64
21	PUNJAB	0.00	129419.00	129419.00	0.80	0.00	225733.00	225733.00	0.85	0.00	233225.00	233225.00	0.77
22	RAJASTHAN	9756.00	903198.00	912954.00	1.08	45581.00	929438.00	975019.00	0.83	10832.00	952888.00	963720.00	0.71
23	SIKKIM
24	TAMIL NADU	0.00	1624178.00	1624178.00	2.00	0.00	1859105.00	1859105.00	1.82	0.00	1927373.00	1927373.00	1.88
25	TELANGANA
26	TRIPURA	3404.00	216984.00	220388.00	5.24	17434.00	255407.00	272841.00	5.13	4000.00	279391.00	283391.00	4.74
27	UTTARAKHAND	24777.00	147550.00	172327.00	1.05	35120.00	208194.00	243314.00	1.15	37622.00	230664.00	268286.00	1.18
28	UTTAR PRADESH	0.00	1355894.00	1355894.00	0.81	0.00	1533053.00	1533053.00	0.78	0.00	1797717.00	1797717.00	0.65
29	WEST BENGAL	0.00	617994.00	617994.00	1.15	0.00	684407.00	684407.00	0.96	0.00	729567.00	729567.00	0.71
	TOTAL STATES	10587192.00	27548388.00	38135580.00	3.04	6794529.00	31959850.00	38754379.00	2.46	6120812.00	36617331.00	42738143.00	2.30
30	A. & N. ISLANDS
31	CHANDIGARH	126711.00	1126079.00	1252790.00	83.19	199000.00	1268154.00	1467154.00	81.65	301000.00	1415692.00	1716692.00	91.10
32	DADRA & NAGAR HAVELI
33	DAMAN & DIU
34	DELHI
35	LAKSHADWEEP
36	PUDUCHERRY
	TOTAL U.T.	126711.00	1126079.00	1252790.00	5.93	199000.00	1268154.00	1467154.00	6.54	301000.00	1415692.00	1716692.00	6.97
	TOTAL (STATE & UTs)	10713903.00	28674467.00	39388370.00	3.09	6993529.00	33228004.00	40221533.00	2.52	6421812.00	38033023.00	44454835.00	2.36

..NICNET..

STATEMENT NO. (8): PLAN & NON-PLAN BUDGETED EXPENDITURE ON ELEMENTARY EDUCATION (Sub-head wise)

ACCOUNT: REVENUE ACCOUNT
PROGRAM: GOVERNMENT PRIMARY SCHOOLS

(RUPEES IN THOUSANDS)

SL. NO.	STATE/UNION TERRITORY	2013-14(ACTUALS)				2014-15(R.E.)				2015-16(B.E.)			
		PLAN	NON-PLAN	TOTAL	% AGE TO TOTAL EXP. ON PMY. EDN.	PLAN	NON-PLAN	TOTAL	% AGE TO TOTAL EXP. ON PMY. EDN.	PLAN	NON-PLAN	TOTAL	% AGE TO TOTAL EXP. ON PMY. EDN.
1	ANDHRA PRADESH	0.00	3592306.00	3592306.00	4.87	0.00	1987770.00	1987770.00	3.81	0.00	1388711.00	1388711.00	1.96
2	ARUNACHAL PRADESH
3	ASSAM	4607413.00	40988480.00	45595893.00	89.99	222189.00	48279943.00	48502132.00	62.42	8676.00	49925915.00	49934591.00	63.65
4	BIHAR	0.00	35856426.00	35856426.00	47.46	3500.00	5406245.00	5409745.00	4.80	0.00	45794670.00	45794670.00	34.36
5	CHHATTISGARH	7170311.00	7841291.00	15011602.00	42.76	8332120.00	9271345.00	17603465.00	36.44	8749230.00	9929650.00	18678880.00	36.63
6	GOA	0.00	1175991.00	1175991.00	53.59	0.00	1264305.00	1264305.00	52.78	0.00	1488674.00	1488674.00	45.86
7	GUJARAT
8	HARYANA	5492318.00	31068207.00	36560525.00	81.68	6777500.00	38243200.00	45020700.00	80.93	7620000.00	44192550.00	451812550.00	629.68
9	HIMACHAL PRADESH	276091.00	16741151.00	17017242.00	82.71	666761.00	22007709.00	22674470.00	83.55	396158.00	23748795.00	24144953.00	42.70
10	JAMMU & KASHMIR	0.00	0.00	0.00	0.00	0.00	96959.00	96959.00	0.72	0.00	0.00	0.00	0.00
11	JHARKHAND	777.00	16802822.00	16803599.00	73.72	360840.00	18691749.00	19052589.00	56.56	2810160.00	23106440.00	25916600.00	61.79
12	KARNATAKA	287648.00	0.00	287648.00	0.34	163680.00	0.00	163680.00	0.15	114200.00	0.00	114200.00	0.12
13	KERALA	290000.00	14396622.00	14686622.00	33.73	310100.00	15194918.00	15505018.00	32.62	310100.00	18059017.00	18369117.00	32.48
14	MADHYA PRADESH	689062.00	36318186.00	37007248.00	57.68	1100061.00	42598243.00	43698304.00	58.38	1298405.00	47842309.00	49140714.00	56.73
15	MAHARASHTRA
16	MANIPUR	0.00	2888393.00	2888393.00	83.66	0.00	2946514.00	2946514.00	83.02	0.00	3093785.00	3093785.00	83.32
17	MEGHALAYA	118391.00	2137416.00	2255807.00	44.65	55556.00	1671584.00	1727140.00	28.44	55556.00	1764384.00	1819940.00	29.05
18	MIZORAM	869782.00	2053539.00	2923321.00	86.77	908010.00	2334530.00	3242540.00	87.10	911640.00	2552618.00	3464258.00	90.45
19	NAGALAND	20500.00	3886945.00	3907445.00	95.89	50000.00	4112945.00	4162945.00	58.61	0.00	4112945.00	4112945.00	46.62
20	ORISSA	97309.00	27842946.00	27940255.00	70.96	105347.00	33424352.00	33529699.00	58.27	120408.00	37900696.00	38021104.00	54.23
21	PUNJAB	113789.00	10424829.00	10538618.00	64.86	513062.00	16100898.00	16613960.00	62.83	369775.00	19006930.00	19376705.00	64.21
22	RAJASTHAN	40954.00	3468797.00	3509751.00	4.13	41614.00	3859350.00	3900964.00	3.32	49038.00	4228781.00	4277819.00	3.14
23	SIKKIM	40000.00	0.00	40000.00	1.48	0.00	0.00	0.00	0.00	40000.00	0.00	40000.00	1.19
24	TAMIL NADU	4076320.00	47832298.00	51908618.00	63.95	16281181.00	52716695.00	68997876.00	67.70	15416528.00	54961540.00	70378068.00	68.76
25	TELANGANA	0.00	0.00	0.00	0.00	0.00	1987930.00	1987930.00	6.61	0.00	2843565.00	2843565.00	7.04
26	TRIPURA	153611.00	3374111.00	3527722.00	83.81	379622.00	4151741.00	4531363.00	85.22	377683.00	4569884.00	4947567.00	82.77
27	UTTARAKHAND	319814.00	13031485.00	13351299.00	81.32	342318.00	15042851.00	15385169.00	72.54	335567.00	17208141.00	17543708.00	77.47
28	UTTAR PRADESH	0.00	207396.00	207396.00	0.12	0.00	235876.00	235876.00	0.12	0.00	276620.00	276620.00	0.10
29	WEST BENGAL	0.00	43453.00	43453.00	0.08	0.00	50329.00	50329.00	0.07	0.00	53623.00	53623.00	0.05
	TOTAL STATES	24664090.00	321973090.00	346637180.00	27.62	36613461.00	341677981.00	378291442.00	24.01	38983124.00	418050243.00	457033367.00	24.55
30	A. & N. ISLANDS	666858.00	1081444.00	1748302.00	88.37	693704.00	1179505.00	1873209.00	87.71	731473.00	1280993.00	2012466.00	86.32
31	CHANDIGARH
32	DADRA & NAGAR HAVELI	101990.00	264206.00	366196.00	55.54	117100.00	278500.00	395600.00	50.16	117600.00	316500.00	434100.00	51.58
33	DAMAN & DIU
34	DELHI
35	LAKSHADWEEP	378954.00	0.00	378954.00	100.00	0.00	0.00	0.00	0.00	0.00	391400.00	391400.00	100.00
36	PUDUCHERRY	227.00	1406577.00	1406804.00	72.64	210.00	1554547.00	1554757.00	70.31	610.00	1726650.00	1727260.00	67.73
	TOTAL U.T.	1148029.00	2752227.00	3900256.00	18.46	811014.00	3012552.00	3823566.00	17.06	849683.00	3715543.00	4565226.00	18.53
	TOTAL (STATE & UTs)	25812119.00	324725317.00	350537436.00	27.47	37424475.00	344690533.00	382115008.00	23.91	39832807.00	421765786.00	461598593.00	24.47

..NICNET..

STATEMENT NO. (8): PLAN & NON-PLAN BUDGETED EXPENDITURE ON ELEMENTARY EDUCATION (Sub-head wise)

ACCOUNT: REVENUE ACCOUNT
PROGRAM: ASSISTANCE TO NON-GOVT. PRIMARY SCHOOLS

(RUPEES IN THOUSANDS)

SL. NO.	STATE/UNION TERRITORY	2013-14(ACTUALS)				2014-15(R.E.)				2015-16(B.E.)			
		PLAN	NON-PLAN	TOTAL	% AGE TO TOTAL EXP. ON PMY. EDN.	PLAN	NON-PLAN	TOTAL	% AGE TO TOTAL EXP. ON PMY. EDN.	PLAN	NON-PLAN	TOTAL	% AGE TO TOTAL EXP. ON PMY. EDN.
1	ANDHRA PRADESH	0.00	2775999.00	2775999.00	3.77	0.00	1795155.00	1795155.00	3.44	0.00	1985941.00	1985941.00	2.80
2	ARUNACHAL PRADESH	5000.00	0.00	5000.00	0.12	111140.00	0.00	111140.00	1.54	113000.00	0.00	113000.00	1.17
3	ASSAM	6844.00	1056232.00	1063076.00	2.10	94625.00	2152467.00	2247092.00	2.89	113732.00	1239604.00	1353336.00	1.73
4	BIHAR	51116.00	238903.00	290019.00	0.38	90000.00	250000.00	340000.00	0.30	151000.00	250000.00	401000.00	0.30
5	CHHATTISGARH	282197.00	280768.00	562965.00	1.60	410000.00	450000.00	860000.00	1.78	410000.00	450000.00	860000.00	1.69
6	GOA	0.00	636926.00	636926.00	29.02	0.00	650000.00	650000.00	27.14	0.00	930000.00	930000.00	28.65
7	GUJARAT	0.00	227221.00	227221.00	0.51	0.00	360000.00	360000.00	0.65	0.00	395000.00	395000.00	0.55
8	HARYANA	0.00	227221.00	227221.00	0.51	0.00	360000.00	360000.00	0.65	0.00	395000.00	395000.00	0.55
9	HIMACHAL PRADESH	6477.00	0.00	6477.00	0.03	28700.00	0.00	28700.00	0.11	5700.00	0.00	5700.00	0.01
10	JAMMU & KASHMIR	0.00	5594693.00	5594693.00	48.99	0.00	5908187.00	5908187.00	43.89	0.00	6340856.00	6340856.00	40.46
11	JHARKHAND	0.00	1818833.00	1818833.00	7.98	800.00	2300433.00	2301233.00	6.83	22200.00	2456158.00	2478358.00	5.91
12	KARNATAKA	0.00	0.00	0.00	0.00	0.00	0.00	0.00	0.00	0.00	0.00	0.00	0.00
13	KERALA	491941.00	25138890.00	25630831.00	58.86	150000.00	28199108.00	28349108.00	59.64	0.00	34070744.00	34070744.00	60.24
14	MADHYA PRADESH	0.00	799371.00	799371.00	1.25	0.00	1064148.00	1064148.00	1.42	0.00	3250000.00	3250000.00	3.75
15	MAHARASHTRA	44095.00	66001.00	110096.00	0.07	300000.00	66094.00	366094.00	0.22	586982.00	78980.00	665962.00	0.39
16	MANIPUR	85040.00	137017.00	222057.00	6.43	108800.00	156459.00	265259.00	7.47	40000.00	156459.00	196459.00	5.29
17	MEGHALAYA	1234667.00	1448420.00	2683087.00	53.10	2652592.00	1548500.00	4201092.00	69.19	2652592.00	1638900.00	4291492.00	68.50
18	MIZORAM	177370.00	0.00	177370.00	5.26	84394.00	102480.00	186874.00	5.02	174669.00	200.00	174869.00	4.57
19	NAGALAND	0.00	8513.00	8513.00	0.21	0.00	13513.00	13513.00	0.19	0.00	8513.00	8513.00	0.10
20	ORISSA	145992.00	613663.00	759655.00	1.93	170230.00	681136.00	851366.00	1.48	170168.00	737766.00	907934.00	1.29
21	PUNJAB	0.00	50769.00	50769.00	0.31	0.00	140000.00	140000.00	0.53	0.00	80000.00	80000.00	0.27
22	RAJASTHAN	0.00	21522.00	21522.00	0.03	1.00	74923.00	74924.00	0.06	1.00	10.00	11.00	0.00
23	SIKKIM	0.00	0.00	0.00	0.00	0.00	0.00	0.00	0.00	0.00	0.00	0.00	0.00
24	TAMIL NADU	0.00	17605102.00	17605102.00	21.69	0.00	17409515.00	17409515.00	17.08	0.00	18586917.00	18586917.00	18.16
25	TELANGANA	0.00	0.00	0.00	0.00	0.00	725300.00	725300.00	2.41	0.00	1013266.00	1013266.00	2.51
26	TRIPURA	200.00	58922.00	59122.00	1.40	0.00	63380.00	63380.00	1.19	0.00	69150.00	69150.00	1.16
27	UTTARAKHAND	252500.00	1410700.00	1663200.00	10.13	414045.00	1430850.00	1844895.00	8.70	292877.00	1487250.00	1780127.00	7.86
28	UTTAR PRADESH	735392.00	139858980.00	140594372.00	84.23	491503.00	157167020.00	157658523.00	79.90	405095.00	220768877.00	221173972.00	80.38
29	WEST BENGAL	2400.00	36709214.00	36711614.00	68.49	0.00	38778110.00	38778110.00	54.19	0.00	41297608.00	41297608.00	40.06
	TOTAL STATES	3521231.00	236556659.00	240077890.00	19.13	5106830.00	261486778.00	266593608.00	16.92	5138016.00	337292199.00	342430215.00	18.40
30	A. & N. ISLANDS	0.00	0.00	0.00	0.00	0.00	0.00	0.00	0.00	0.00	0.00	0.00	0.00
31	CHANDIGARH	0.00	35000.00	35000.00	2.32	0.00	36950.00	36950.00	2.06	0.00	38428.00	38428.00	2.04
32	DADRA & NAGAR HAVELI	0.00	0.00	0.00	0.00	0.00	0.00	0.00	0.00	0.00	0.00	0.00	0.00
33	DAMAN & DIU	3914.00	173480.00	177394.00	68.42	5700.00	198400.00	204100.00	63.70	7700.00	198900.00	206600.00	56.37
34	DELHI	0.00	0.00	0.00	0.00	0.00	0.00	0.00	0.00	0.00	0.00	0.00	0.00
35	LAKSHADWEEP	0.00	0.00	0.00	0.00	0.00	0.00	0.00	0.00	0.00	0.00	0.00	0.00
36	PUDUCHERRY	0.00	0.00	0.00	0.00	0.00	0.00	0.00	0.00	0.00	0.00	0.00	0.00
	TOTAL U.T.	3914.00	208480.00	212394.00	1.01	5700.00	235350.00	241050.00	1.08	7700.00	237328.00	245028.00	0.99
	TOTAL (STATE & UTs)	3525145.00	236765139.00	240290284.00	18.83	5112530.00	261722128.00	266834658.00	16.70	5145716.00	337529527.00	342675243.00	18.17

..NICNET..

STATEMENT NO. (8): PLAN & NON-PLAN BUDGETED EXPENDITURE ON ELEMENTARY EDUCATION (Sub-head wise)

ACCOUNT: REVENUE ACCOUNT
PROGRAM: ASSISTANCE TO LOCAL BODIES FOR PRIMARY EDUCATION

(RUPEES IN THOUSANDS)

SL. NO.	STATE/UNION TERRITORY	2013-14(ACTUALS)				2014-15(R.E.)				2015-16(B.E.)			
		PLAN	NON-PLAN	TOTAL	% AGE TO TOTAL EXP. ON PMY. EDN.	PLAN	NON-PLAN	TOTAL	% AGE TO TOTAL EXP. ON PMY. EDN.	PLAN	NON-PLAN	TOTAL	% AGE TO TOTAL EXP. ON PMY. EDN.
1	ANDHRA PRADESH	0.00	54146622.00	54146622.00	73.45	0.00	47082527.00	47082527.00	90.18	0.00	53502242.00	53502242.00	75.36
2	ARUNACHAL PRADESH
3	ASSAM	0.00	127414.00	127414.00	0.25	16367.00	553551.00	569918.00	0.73	23000.00	575419.00	598419.00	0.76
4	BIHAR	0.00	5294821.00	5294821.00	7.01	0.00	7115040.00	7115040.00	6.31	0.00	7115040.00	7115040.00	5.34
5	CHHATTISGARH	7088499.00	300400.00	7388899.00	21.05	9137600.00	304300.00	9441900.00	19.55	7970900.00	420100.00	8391000.00	16.45
6	GOA
7	GUJARAT	0.00	2257185.00	2257185.00	2.61	0.00	1369725.00	1369725.00	1.39	0.00	1481425.00	1481425.00	1.38
8	HARYANA	0.00	0.00	0.00	0.00	0.00	1600.00	1600.00	0.00	0.00	1600.00	1600.00	0.00
9	HIMACHAL PRADESH
10	JAMMU & KASHMIR
11	JHARKHAND
12	KARNATAKA	20513259.00	59367706.00	79880965.00	95.32	23703277.00	67957990.00	91661267.00	85.82	26676700.00	64655100.00	91331800.00	96.33
13	KERALA	0.00	2317708.00	2317708.00	5.32	0.00	2686222.00	2686222.00	5.65	0.00	2981100.00	2981100.00	5.27
14	MADHYA PRADESH	0.00	21361541.00	21361541.00	33.29	0.00	24245443.00	24245443.00	32.39	0.00	26512334.00	26512334.00	30.61
15	MAHARASHTRA	61956.00	148975246.00	149037202.00	96.29	388259.00	158797130.00	159185389.00	96.58	338238.00	166544535.00	166882773.00	97.41
16	MANIPUR
17	MEGHALAYA	55.00	863.00	918.00	0.02	0.00	1685.00	1685.00	0.03	0.00	1685.00	1685.00	0.03
18	MIZORAM
19	NAGALAND
20	ORISSA
21	PUNJAB
22	RAJASTHAN	0.00	550800.00	550800.00	0.65	0.00	571000.00	571000.00	0.49	0.00	566900.00	566900.00	0.42
23	SIKKIM	607048.00	1961905.00	2568953.00	94.81	689500.00	2157791.00	2847291.00	95.13	798400.00	2489549.00	3287949.00	97.85
24	TAMIL NADU	0.00	57036.00	57036.00	0.07	0.00	65373.00	65373.00	0.06	0.00	65373.00	65373.00	0.06
25	TELANGANA	0.00	0.00	0.00	0.00	0.00	26264539.00	26264539.00	87.37	0.00	36247515.00	36247515.00	89.72
26	TRIPURA
27	UTTARAKHAND
28	UTTAR PRADESH
29	WEST BENGAL
	TOTAL STATES	28270817.00	296719247.00	324990064.00	25.89	33935003.00	339173916.00	373108919.00	23.68	35807238.00	363159917.00	398967155.00	21.43
30	A. & N. ISLANDS
31	CHANDIGARH
32	DADRA & NAGAR HAVELI	279700.00	13500.00	293200.00	44.46	380000.00	13000.00	393000.00	49.84	394500.00	13000.00	407500.00	48.42
33	DAMAN & DIU	77500.00	2100.00	79600.00	30.70	112300.00	2200.00	114500.00	35.74	155900.00	2200.00	158100.00	43.14
34	DELHI	3349987.00	10589701.00	13939688.00	96.73	3520000.00	10861939.00	14381939.00	94.84	3520000.00	12048132.00	15568132.00	95.66
35	LAKSHADWEEP
36	PUDUCHERRY
	TOTAL U.T.	3707187.00	10605301.00	14312488.00	67.74	4012300.00	10877139.00	14889439.00	66.42	4070400.00	12063332.00	16133732.00	65.48
	TOTAL (STATE & UTS)	31978004.00	307324548.00	339302552.00	26.59	37947303.00	350051055.00	387998358.00	24.28	39877638.00	375223249.00	415100887.00	22.01

..NICNET..

STATEMENT NO. (8): PLAN & NON-PLAN BUDGETED EXPENDITURE ON ELEMENTARY EDUCATION (Sub-head wise)

ACCOUNT: REVENUE ACCOUNT
PROGRAM: TEACHER'S TRAINING

(RUPEES IN THOUSANDS)

SL. NO.	STATE/UNION TERRITORY	2013-14(ACTUALS)				2014-15(R.E.)				2015-16(B.E.)			
		PLAN	NON-PLAN	TOTAL	% AGE TO TOTAL EXP. ON PMY. EDN.	PLAN	NON-PLAN	TOTAL	% AGE TO TOTAL EXP. ON PMY. EDN.	PLAN	NON-PLAN	TOTAL	% AGE TO TOTAL EXP. ON PMY. EDN.
1	ANDHRA PRADESH
2	ARUNACHAL PRADESH
3	ASSAM	0.00	4355.00	4355.00	0.01	9280.00	9903.00	19183.00	0.02	10857.00	10136.00	20993.00	0.03
4	BIHAR	0.00	461761.00	461761.00	0.61	0.00	413225.00	413225.00	0.37	0.00	411300.00	411300.00	0.31
5	CHHATTISGARH	25508.00	12466.00	37974.00	0.11	102747.00	15980.00	118727.00	0.25	11930.00	16880.00	28810.00	0.06
6	GOA	0.00	7751.00	7751.00	0.35	0.00	9082.00	9082.00	0.38	0.00	11102.00	11102.00	0.34
7	GUJARAT	0.00	266492.00	266492.00	0.31	0.00	271965.00	271965.00	0.28	0.00	246110.00	246110.00	0.23
8	HARYANA
9	HIMACHAL PRADESH	133019.00	0.00	133019.00	0.65	79915.00	0.00	79915.00	0.29	87700.00	0.00	87700.00	0.16
10	JAMMU & KASHMIR
11	JHARKHAND	2999.00	73783.00	76782.00	0.34	24900.00	90962.00	115862.00	0.34	24900.00	145028.00	169928.00	0.41
12	KARNATAKA	0.00	256327.00	256327.00	0.31	0.00	275427.00	275427.00	0.26	0.00	269100.00	269100.00	0.28
13	KERALA
14	MADHYA PRADESH	0.00	7085.00	7085.00	0.01	0.00	9279.00	9279.00	0.01	0.00	9502.00	9502.00	0.01
15	MAHARASHTRA	0.00	670560.00	670560.00	0.43	0.00	711870.00	711870.00	0.43	0.00	791923.00	791923.00	0.46
16	MANIPUR	500.00	0.00	500.00	0.01	510.00	0.00	510.00	0.01	510.00	0.00	510.00	0.01
17	MEGHALAYA
18	MIZORAM
19	NAGALAND	9800.00	0.00	9800.00	0.24	0.00	0.00	0.00	0.00	0.00	4200.00	4200.00	0.05
20	ORISSA
21	PUNJAB
22	RAJASTHAN
23	SIKKIM	11818.00	5804.00	17622.00	0.65	22841.00	7204.00	30045.00	1.00	10451.00	6619.00	17070.00	0.51
24	TAMIL NADU
25	TELANGANA
26	TRIPURA	89180.00	3622.00	92802.00	2.20	11971.00	4855.00	16826.00	0.32	19289.00	5193.00	24482.00	0.41
27	UTTARAKHAND
28	UTTAR PRADESH
29	WEST BENGAL	73772.00	116125.00	190197.00	0.35	140000.00	134952.00	274952.00	0.38	140000.00	143672.00	283672.00	0.28
	TOTAL STATES	346596.00	1886131.00	2232727.00	0.18	392164.00	1954704.00	2346868.00	0.15	305637.00	2070765.00	2376402.00	0.13
30	A. & N. ISLANDS	33378.00	14721.00	48099.00	2.43	39912.00	13040.00	52952.00	2.48	43649.00	16061.00	59710.00	2.56
31	CHANDIGARH	1955.00	28417.00	30372.00	2.02	6700.00	30600.00	37300.00	2.08	1800.00	33900.00	35700.00	1.89
32	DADRA & NAGAR HAVELI
33	DAMAN & DIU
34	DELHI	163370.00	0.00	163370.00	1.13	196500.00	0.00	196500.00	1.30	170000.00	0.00	170000.00	1.04
35	LAKSHADWEEP
36	PUDUCHERRY
	TOTAL U.T.	198703.00	43138.00	241841.00	1.14	243112.00	43640.00	286752.00	1.28	215449.00	49961.00	265410.00	1.08
	TOTAL (STATE & UTs)	545299.00	1929269.00	2474568.00	0.19	635276.00	1998344.00	2633620.00	0.16	521086.00	2120726.00	2641812.00	0.14

..NICNET..

STATEMENT NO. (8): PLAN & NON-PLAN BUDGETED EXPENDITURE ON ELEMENTARY EDUCATION (Sub-head wise)

ACCOUNT: REVENUE ACCOUNT
PROGRAM: NON FORMAL EDUCATION

(RUPEES IN THOUSANDS)

SL. NO.	STATE/UNION TERRITORY	2013-14(ACTUALS)				2014-15(R.E.)				2015-16(B.E.)			
		PLAN	NON-PLAN	TOTAL	% AGE TO TOTAL EXP. ON PMY. EDN.	PLAN	NON-PLAN	TOTAL	% AGE TO TOTAL EXP. ON PMY. EDN.	PLAN	NON-PLAN	TOTAL	% AGE TO TOTAL EXP. ON PMY. EDN.
1	ANDHRA PRADESH	10212.00	0.00	10212.00	0.01	0.00	0.00	0.00	0.00	0.00	0.00	0.00	0.00
2	ARUNACHAL PRADESH
3	ASSAM
4	BIHAR
5	CHHATTISGARH
6	GOA
7	GUJARAT
8	HARYANA
9	HIMACHAL PRADESH
10	JAMMU & KASHMIR
11	JHARKHAND
12	KARNATAKA
13	KERALA
14	MADHYA PRADESH
15	MAHARASHTRA
16	MANIPUR
17	MEGHALAYA
18	MIZORAM
19	NAGALAND
20	ORISSA
21	PUNJAB
22	RAJASTHAN	0.00	23100.00	23100.00	0.03	2.00	25231.00	25233.00	0.02	2.00	27631.00	27633.00	0.02
23	SIKKIM
24	TAMIL NADU
25	TELANGANA
26	TRIPURA
27	UTTARAKHAND
28	UTTAR PRADESH
29	WEST BENGAL	0.00	0.00	0.00	0.00	0.00	702.00	702.00	0.00	0.00	520.00	520.00	0.00
	TOTAL STATES	10212.00	23100.00	33312.00	0.00	2.00	25933.00	25935.00	0.00	2.00	28151.00	28153.00	0.00
30	A. & N. ISLANDS
31	CHANDIGARH
32	DADRA & NAGAR HAVELI
33	DAMAN & DIU
34	DELHI
35	LAKSHADWEEP
36	PUDUCHERRY
	TOTAL U.T.	0.00	0.00	0.00	0.00	0.00	0.00	0.00	0.00	0.00	0.00	0.00	0.00
	TOTAL (STATE & UTs)	10212.00	23100.00	33312.00	0.00	2.00	25933.00	25935.00	0.00	2.00	28151.00	28153.00	0.00

..NICNET..

STATEMENT NO. (8): PLAN & NON-PLAN BUDGETED EXPENDITURE ON ELEMENTARY EDUCATION (Sub-head wise)

ACCOUNT: REVENUE ACCOUNT
PROGRAM: SCHOLARSHIPS

(RUPEES IN THOUSANDS)

SL. NO.	STATE/UNION TERRITORY	2013-14(ACTUALS)				2014-15(R.E.)				2015-16(B.E.)			
		PLAN	NON-PLAN	TOTAL	% AGE TO TOTAL EXP. ON PMY. EDN.	PLAN	NON-PLAN	TOTAL	% AGE TO TOTAL EXP. ON PMY. EDN.	PLAN	NON-PLAN	TOTAL	% AGE TO TOTAL EXP. ON PMY. EDN.
1	ANDHRA PRADESH
2	ARUNACHAL PRADESH	100000.00	0.00	100000.00	2.46	148037.00	0.00	148037.00	2.04	186699.00	0.00	186699.00	1.94
3	ASSAM	507591.00	0.00	507591.00	1.00	514000.00	8292.00	522292.00	0.67	507000.00	0.00	507000.00	0.65
4	BIHAR	6255332.00	0.00	6255332.00	8.28	6039300.00	174000.00	6213300.00	5.51	5416233.00	174000.00	5590233.00	4.19
5	CHHATTISGARH	829184.00	0.00	829184.00	2.36	1315620.00	0.00	1315620.00	2.72	1558830.00	0.00	1558830.00	3.06
6	GOA	1239.00	0.00	1239.00	0.06	2500.00	0.00	2500.00	0.10	2500.00	0.00	2500.00	0.08
7	GUJARAT
8	HARYANA	540819.00	0.00	540819.00	1.21	1311500.00	0.00	1311500.00	2.36	123200.00	0.00	123200.00	0.17
9	HIMACHAL PRADESH
10	JAMMU & KASHMIR
11	JHARKHAND	8035.00	0.00	8035.00	0.04	15500.00	0.00	15500.00	0.05	15500.00	0.00	15500.00	0.04
12	KARNATAKA	822777.00	0.00	822777.00	0.98	994300.00	0.00	994300.00	0.93	2222100.00	0.00	2222100.00	2.34
13	KERALA
14	MADHYA PRADESH
15	MAHARASHTRA
16	MANIPUR	500.00	0.00	500.00	0.01	600.00	0.00	600.00	0.02	600.00	0.00	600.00	0.02
17	MEGHALAYA	271.00	174.00	445.00	0.01	500.00	260.00	760.00	0.01	500.00	260.00	760.00	0.01
18	MIZORAM
19	NAGALAND	0.00	0.00	0.00	0.00	0.00	0.00	0.00	0.00	150000.00	0.00	150000.00	1.70
20	ORISSA	0.00	7574.00	7574.00	0.02	0.00	42910.00	42910.00	0.07	0.00	42910.00	42910.00	0.06
21	PUNJAB	0.00	0.00	0.00	0.00	0.00	0.00	0.00	0.00	3146.00	0.00	3146.00	0.01
22	RAJASTHAN	0.00	408419.00	408419.00	0.48	0.00	420442.00	420442.00	0.36	0.00	420442.00	420442.00	0.31
23	SIKKIM
24	TAMIL NADU
25	TELANGANA
26	TRIPURA
27	UTTARAKHAND	0.00	128.00	128.00	0.00	0.00	400.00	400.00	0.00	0.00	200.00	200.00	0.00
28	UTTAR PRADESH	0.00	0.00	0.00	0.00	0.00	0.00	0.00	0.00	10000.00	0.00	10000.00	0.00
29	WEST BENGAL	109698.00	26.00	109724.00	0.20	107828.00	5809.00	113637.00	0.16	120000.00	6099.00	126099.00	0.12
	TOTAL STATES	9175446.00	416321.00	9591767.00	0.76	10449685.00	652113.00	11101798.00	0.70	10316308.00	643911.00	10960219.00	0.59
30	A. & N. ISLANDS
31	CHANDIGARH
32	DADRA & NAGAR HAVELI
33	DAMAN & DIU
34	DELHI
35	LAKSHADWEEP
36	PUDUCHERRY	0.00	115.00	115.00	0.01	0.00	133.00	133.00	0.01	0.00	180.00	180.00	0.01
	TOTAL U.T.	0.00	115.00	115.00	0.00	0.00	133.00	133.00	0.00	0.00	180.00	180.00	0.00
	TOTAL (STATE & UTs)	9175446.00	416436.00	9591882.00	0.75	10449685.00	652246.00	11101931.00	0.69	10316308.00	644091.00	10960399.00	0.58

..NICNET..

STATEMENT NO. (8): PLAN & NON-PLAN BUDGETED EXPENDITURE ON ELEMENTARY EDUCATION (Sub-head wise)

ACCOUNT: REVENUE ACCOUNT
PROGRAM: TEXTS BOOKS

(RUPEES IN THOUSANDS)

SL. NO.	STATE/UNION TERRITORY	2013-14(ACTUALS)				2014-15(R.E.)				2015-16(B.E.)			
		PLAN	NON-PLAN	TOTAL	% AGE TO TOTAL EXP. ON PMY. EDN.	PLAN	NON-PLAN	TOTAL	% AGE TO TOTAL EXP. ON PMY. EDN.	PLAN	NON-PLAN	TOTAL	% AGE TO TOTAL EXP. ON PMY. EDN.
1	ANDHRA PRADESH	41853.00	0.00	41853.00	0.06	23600.00	0.00	23600.00	0.05	0.00	0.00	0.00	0.00
2	ARUNACHAL PRADESH	75000.00	0.00	75000.00	1.85	0.00	0.00	0.00	0.00	50000.00	0.00	50000.00	0.52
3	ASSAM	150000.00	100000.00	250000.00	0.49	150000.00	100270.00	250270.00	0.32	150000.00	100020.00	250020.00	0.32
4	BIHAR
5	CHHATTISGARH	336024.00	0.00	336024.00	0.96	365000.00	0.00	365000.00	0.76	410000.00	0.00	410000.00	0.80
6	GOA	4885.00	0.00	4885.00	0.22	6000.00	0.00	6000.00	0.25	6000.00	0.00	6000.00	0.18
7	GUJARAT	882000.00	0.00	882000.00	1.02	882000.00	0.00	882000.00	0.89	882000.00	0.00	882000.00	0.82
8	HARYANA	480.00	125636.00	126116.00	0.28	1000.00	138400.00	139400.00	0.25	1600.00	136300.00	137900.00	0.19
9	HIMACHAL PRADESH
10	JAMMU & KASHMIR
11	JHARKHAND	100000.00	0.00	100000.00	0.44	110000.00	0.00	110000.00	0.33	250000.00	0.00	250000.00	0.60
12	KARNATAKA
13	KERALA
14	MADHYA PRADESH	677400.00	0.00	677400.00	1.06	845462.00	0.00	845462.00	1.13	847961.00	0.00	847961.00	0.98
15	MAHARASHTRA
16	MANIPUR	120.00	0.00	120.00	0.00	120.00	0.00	120.00	0.00	120.00	0.00	120.00	0.00
17	MEGHALAYA
18	MIZORAM
19	NAGALAND	0.00	0.00	0.00	0.00	0.00	0.00	0.00	0.00	0.00	20000.00	20000.00	0.23
20	ORISSA	0.00	244465.00	244465.00	0.62	0.00	265737.00	265737.00	0.46	0.00	271470.00	271470.00	0.39
21	PUNJAB
22	RAJASTHAN
23	SIKKIM	10000.00	0.00	10000.00	0.37	10000.00	0.00	10000.00	0.33	0.00	0.00	0.00	0.00
24	TAMIL NADU	978891.00	0.00	978891.00	1.21	1202730.00	0.00	1202730.00	1.18	1202730.00	0.00	1202730.00	1.18
25	TELANGANA	0.00	0.00	0.00	0.00	34864.00	0.00	34864.00	0.12	34864.00	0.00	34864.00	0.09
26	TRIPURA
27	UTTARAKHAND
28	UTTAR PRADESH
29	WEST BENGAL	1074118.00	82217.00	1156335.00	2.16	1430000.00	104465.00	1534465.00	2.14	1440000.00	113866.00	1553866.00	1.51
	TOTAL STATES	4330771.00	552318.00	4883089.00	0.39	5060776.00	608872.00	5669648.00	0.36	5275275.00	641656.00	5916931.00	0.32
30	A. & N. ISLANDS	4038.00	427.00	4465.00	0.23	4000.00	500.00	4500.00	0.21	4500.00	600.00	5100.00	0.22
31	CHANDIGARH
32	DADRA & NAGAR HAVELI
33	DAMAN & DIU
34	DELHI
35	LAKSHADWEEP
36	PUDUCHERRY	87354.00	0.00	87354.00	4.51	145398.00	0.00	145398.00	6.58	245337.00	0.00	245337.00	9.62
	TOTAL U.T.	91392.00	427.00	91819.00	0.43	149398.00	500.00	149898.00	0.67	249837.00	600.00	250437.00	1.02
	TOTAL (STATE & UTS)	4422163.00	552745.00	4974908.00	0.39	5210174.00	609372.00	5819546.00	0.36	5525112.00	642256.00	6167368.00	0.33

..NICNET..

STATEMENT NO. (8): PLAN & NON-PLAN BUDGETED EXPENDITURE ON ELEMENTARY EDUCATION (Sub-head wise)

ACCOUNT: REVENUE ACCOUNT
PROGRAM: OTHER EXPENDITURE

(RUPEES IN THOUSANDS)

SL. NO.	STATE/UNION TERRITORY	2013-14(ACTUALS)				2014-15(R.E.)				2015-16(B.E.)			
		PLAN	NON-PLAN	TOTAL	% AGE TO TOTAL EXP. ON PMY. EDN.	PLAN	NON-PLAN	TOTAL	% AGE TO TOTAL EXP. ON PMY. EDN.	PLAN	NON-PLAN	TOTAL	% AGE TO TOTAL EXP. ON PMY. EDN.
1	ANDHRA PRADESH	1995471.00	90875.00	2086346.00	2.83	32337.00	82850.00	115187.00	0.22	30000.00	14090480.00	14120480.00	19.89
2	ARUNACHAL PRADESH	261672.00	0.00	261672.00	6.44	546961.00	0.00	546961.00	7.56	1030705.00	0.00	1030705.00	10.70
3	ASSAM	1960541.00	19081.00	1979622.00	3.91	22205598.00	239792.00	22445390.00	28.88	21821311.00	20045.00	21841356.00	27.84
4	BIHAR	459672.00	0.00	459672.00	0.61	729501.00	0.00	729501.00	0.65	11351002.00	0.00	11351002.00	8.52
5	CHHATTISGARH	84675.00	906732.00	991407.00	2.82	8000.00	0.00	8000.00	0.02	8000.00	0.00	8000.00	0.02
6	GOA	108245.00	38078.00	146323.00	6.67	156905.00	45001.00	201906.00	8.43	283006.00	51551.00	334557.00	10.31
7	GUJARAT	6893639.00	74286567.00	81180206.00	93.82	9284213.00	84241419.00	93525632.00	94.60	12402058.00	90187432.00	102589490.00	95.36
8	HARYANA	2912179.00	0.00	2912179.00	6.51	4687500.00	0.00	4687500.00	8.43	4470000.00	0.00	4470000.00	6.23
9	HIMACHAL PRADESH	1656122.00	418478.00	2074600.00	10.08	1580265.00	534012.00	2114277.00	7.79	1045945.00	540386.00	1586331.00	2.81
10	JAMMU & KASHMIR	0.00	0.00	0.00	0.00	0.00	361450.00	361450.00	2.69	0.00	2000350.00	2000350.00	12.77
11	JHARKHAND	1254.00	0.00	1254.00	0.01	542460.00	0.00	542460.00	1.61	4033540.00	0.00	4033540.00	9.62
12	KARNATAKA	10000.00	0.00	10000.00	0.01	20000.00	0.00	20000.00	0.02	260000.00	0.00	260000.00	0.27
13	KERALA	0.00	294116.00	294116.00	0.68	32000.00	226000.00	258000.00	0.54	0.00	257172.00	257172.00	0.45
14	MADHYA PRADESH	2829.00	0.00	2829.00	0.00	1.00	0.00	1.00	0.00	2.00	0.00	2.00	0.00
15	MAHARASHTRA	3133989.00	0.00	3133989.00	2.02	2660000.00	0.00	2660000.00	1.61	920032.00	0.00	920032.00	0.54
16	MANIPUR	224725.00	0.00	224725.00	6.51	224916.00	0.00	224916.00	6.34	327701.00	0.00	327701.00	8.83
17	MEGHALAYA	373.00	3030.00	3403.00	0.07	4099.00	3225.00	7324.00	0.12	4099.00	535.00	4634.00	0.07
18	MIZORAM	0.00	15015.00	15015.00	0.45	0.00	25600.00	25600.00	0.69	0.00	0.00	0.00	0.00
19	NAGALAND	2000.00	0.00	2000.00	0.05	0.00	0.00	0.00	0.00	4500.00	0.00	4500.00	0.05
20	ORISSA	5058324.00	704.00	5059028.00	12.85	9382086.00	1047.00	9383133.00	16.31	14335647.00	1665.00	14337312.00	20.45
21	PUNJAB	43076.00	0.00	43076.00	0.27	771325.00	0.00	771325.00	2.92	812161.00	0.00	812161.00	2.69
22	RAJASTHAN	4728520.00	59508063.00	64236583.00	75.67	3183205.00	66429610.00	69612815.00	59.25	7073245.00	72942310.00	80015555.00	58.77
23	SIKKIM	23103.00	0.00	23103.00	0.85	15673.00	0.00	15673.00	0.52	15173.00	0.00	15173.00	0.45
24	TAMIL NADU	7347704.00	1647504.00	8995208.00	11.08	10670602.00	1717950.00	12388552.00	12.15	10102486.00	87951.00	10190437.00	9.96
25	TELANGANA	0.00	0.00	0.00	0.00	648998.00	184917.00	833915.00	2.77	0.00	261370.00	261370.00	0.65
26	TRIPURA	121632.00	138206.00	259838.00	6.17	140912.00	158937.00	299849.00	5.64	281543.00	174837.00	456380.00	7.63
27	UTTARAKHAND	1231357.00	0.00	1231357.00	7.50	3734703.00	0.00	3734703.00	17.61	3053330.00	0.00	3053330.00	13.48
28	UTTAR PRADESH	23799.00	2902390.00	2926189.00	1.75	155445.00	3190861.00	3346306.00	1.70	205384.00	3570524.00	3775908.00	1.37
29	WEST BENGAL	2347958.00	333100.00	2681058.00	5.00	9755936.00	440423.00	10196359.00	14.25	21929000.00	469485.00	22398485.00	21.73
	TOTAL STATES	40632859.00	140601939.00	181234798.00	14.44	81173641.00	157883094.00	239056735.00	15.17	115799870.00	184656093.00	300455963.00	16.14
30	A. & N. ISLANDS	80479.00	32343.00	112822.00	5.70	86284.00	51461.00	137745.00	6.45	108478.00	53747.00	162225.00	6.96
31	CHANDIGARH	125380.00	0.00	125380.00	8.33	182400.00	0.00	182400.00	10.15	40400.00	0.00	40400.00	2.14
32	DADRA & NAGAR HAVELI
33	DAMAN & DIU	1350.00	937.00	2287.00	0.88	900.00	900.00	1800.00	0.56	900.00	900.00	1800.00	0.49
34	DELHI	14780.00	4710.00	19490.00	0.14	30000.00	6000.00	36000.00	0.24	30000.00	6500.00	36500.00	0.22
35	LAKSHADWEEP
36	PUDUCHERRY	438052.00	4353.00	442405.00	22.84	507014.00	4056.00	511070.00	23.11	571415.00	6020.00	577435.00	22.64
	TOTAL U.T.	660041.00	42343.00	702384.00	3.32	806598.00	62417.00	869015.00	3.88	751193.00	67167.00	818360.00	3.32
	TOTAL (STATE & UTs)	41292900.00	140644282.00	181937182.00	14.26	81980239.00	157945511.00	239925750.00	15.01	116551063.00	184723260.00	301274323.00	15.97

..NICNET..

STATEMENT NO. (8): PLAN & NON-PLAN BUDGETED EXPENDITURE ON ELEMENTARY EDUCATION (Sub-head wise)

ACCOUNT: REVENUE ACCOUNT
PROGRAM: MDM (STATE SHARE)

(RUPEES IN THOUSANDS)

SL. NO.	STATE/UNION TERRITORY	2013-14(ACTUALS)				2014-15(R.E.)				2015-16(B.E.)			
		PLAN	NON-PLAN	TOTAL	% AGE TO TOTAL EXP. ON PMY. EDN.	PLAN	NON-PLAN	TOTAL	% AGE TO TOTAL EXP. ON PMY. EDN.	PLAN	NON-PLAN	TOTAL	% AGE TO TOTAL EXP. ON PMY. EDN.
1	ANDHRA PRADESH
2	ARUNACHAL PRADESH
3	ASSAM
4	BIHAR	3993289.00	22832.00	4016121.00	5.32	18254445.00	42578.00	18297023.00	16.23	6818400.00	35800.00	6854200.00	5.14
5	CHHATTISGARH	0.00	0.00	0.00	0.00	984700.00	0.00	984700.00	2.04	1120200.00	0.00	1120200.00	2.20
6	GOA	80766.00	0.00	80766.00	3.68	100000.00	0.00	100000.00	4.18	120000.00	0.00	120000.00	3.70
7	GUJARAT	387681.00	1027626.00	1415307.00	1.64	1873664.00	0.00	1873664.00	1.90	1619051.00	0.00	1619051.00	1.50
8	HARYANA	1990358.00	0.00	1990358.00	4.45	1111000.00	0.00	1111000.00	2.00	11620000.00	0.00	11620000.00	16.19
9	HIMACHAL PRADESH	89689.00	0.00	89689.00	0.44	93420.00	0.00	93420.00	0.34	170125.00	0.00	170125.00	0.30
10	JAMMU & KASHMIR
11	JHARKHAND	1189009.00	0.00	1189009.00	5.22	1786000.00	0.00	1786000.00	5.30	1617800.00	0.00	1617800.00	3.86
12	KARNATAKA
13	KERALA	0.00	0.00	0.00	0.00	70000.00	0.00	70000.00	0.15	70000.00	0.00	70000.00	0.12
14	MADHYA PRADESH
15	MAHARASHTRA
16	MANIPUR	25900.00	0.00	25900.00	0.75	0.00	0.00	0.00	0.00	25000.00	0.00	25000.00	0.67
17	MEGHALAYA
18	MIZORAM	62153.00	0.00	62153.00	1.84	5717.00	63670.00	69387.00	1.86	29344.00	0.00	29344.00	0.77
19	NAGALAND	0.00	0.00	0.00	0.00	291100.00	0.00	291100.00	4.10	281400.00	0.00	281400.00	3.19
20	ORISSA	2334762.00	0.00	2334762.00	5.93	4628663.00	0.00	4628663.00	8.04	4732839.00	0.00	4732839.00	6.75
21	PUNJAB	2694376.00	0.00	2694376.00	16.58	2810000.00	0.00	2810000.00	10.63	2771900.00	0.00	2771900.00	9.19
22	RAJASTHAN
23	SIKKIM	9999.00	0.00	9999.00	0.37	10000.00	0.00	10000.00	0.33	0.00	0.00	0.00	0.00
24	TAMIL NADU
25	TELANGANA
26	TRIPURA	44857.00	4626.00	49483.00	1.18	66243.00	4931.00	71174.00	1.34	70000.00	5425.00	75425.00	1.26
27	UTTARAKHAND
28	UTTAR PRADESH
29	WEST BENGAL	2649740.00	15607.00	2665347.00	4.97	11268040.00	29928.00	11297968.00	15.79	11445000.00	31702.00	11476702.00	11.13
	TOTAL STATES	15552579.00	1070691.00	16623270.00	1.32	43352992.00	141107.00	43494099.00	2.76	42511059.00	72927.00	42583986.00	2.29
30	A. & N. ISLANDS	49154.00	1835.00	50989.00	2.58	50000.00	1200.00	51200.00	2.40	50000.00	2000.00	52000.00	2.23
31	CHANDIGARH	59998.00	2400.00	62398.00	4.14	70000.00	3100.00	73100.00	4.07	50000.00	3200.00	53200.00	2.82
32	DADRA & NAGAR HAVELI
33	DAMAN & DIU
34	DELHI
35	LAKSHADWEEP
36	PUDUCHERRY
	TOTAL U.T.	109152.00	4235.00	113387.00	0.54	120000.00	4300.00	124300.00	0.55	100000.00	5200.00	105200.00	0.43
	TOTAL (STATE & UTs)	15661731.00	1074926.00	16736657.00	1.31	43472992.00	145407.00	43618399.00	2.73	42611059.00	78127.00	42689186.00	2.26

..NICNET..

STATEMENT NO. (8): PLAN & NON-PLAN BUDGETED EXPENDITURE ON ELEMENTARY EDUCATION (Sub-head wise)

ACCOUNT: REVENUE ACCOUNT
PROGRAM: SSA

(RUPEES IN THOUSANDS)

SL. NO.	STATE/UNION TERRITORY	2013-14(ACTUALS)				2014-15(R.E.)				2015-16(B.E.)			
		PLAN	NON-PLAN	TOTAL	% AGE TO TOTAL EXP. ON PMY. EDN.	PLAN	NON-PLAN	TOTAL	% AGE TO TOTAL EXP. ON PMY. EDN.	PLAN	NON-PLAN	TOTAL	% AGE TO TOTAL EXP. ON PMY. EDN.
1	ANDHRA PRADESH	1791752.00	0.00	1791752.00	2.43	0.00	0.00	0.00	0.00	0.00	0.00	0.00	0.00
2	ARUNACHAL PRADESH	60000.00	0.00	60000.00	1.48	2514174.00	0.00	2514174.00	34.73	3886400.00	0.00	3886400.00	40.33
3	ASSAM
4	BIHAR	21892653.00	0.00	21892653.00	28.98	72796316.00	1.00	72796317.00	64.58	54130387.00	1.00	54130388.00	40.62
5	CHHATTISGARH	0.00	0.00	0.00	0.00	5347000.00	0.00	5347000.00	11.07	8498180.00	0.00	8498180.00	16.66
6	GOA	59935.00	0.00	59935.00	2.73	80002.00	0.00	80002.00	3.34	250002.00	0.00	250002.00	7.70
7	GUJARAT	249442.00	0.00	249442.00	0.29	621007.00	0.00	621007.00	0.63	402109.00	0.00	402109.00	0.37
8	HARYANA	1889370.00	0.00	1889370.00	4.22	2289000.00	0.00	2289000.00	4.11	2355000.00	0.00	2355000.00	3.28
9	HIMACHAL PRADESH	790499.00	0.00	790499.00	3.84	1998651.00	0.00	1998651.00	7.36	30423435.00	0.00	30423435.00	53.80
10	JAMMU & KASHMIR	0.00	0.00	0.00	0.00	0.00	0.00	0.00	0.00	0.00	77900.00	77900.00	0.50
11	JHARKHAND	2420500.00	0.00	2420500.00	10.62	8727700.00	0.00	8727700.00	25.91	6890410.00	0.00	6890410.00	16.43
12	KARNATAKA	1786529.00	472621.00	2259150.00	2.70	12840040.00	531883.00	13371923.00	12.52	251200.00	31800.00	283000.00	0.30
13	KERALA
14	MADHYA PRADESH	0.00	0.00	0.00	0.00	420000.00	0.00	420000.00	0.56	5591250.00	0.00	5591250.00	6.45
15	MAHARASHTRA
16	MANIPUR
17	MEGHALAYA
18	MIZORAM	127100.00	0.00	127100.00	3.77	88525.00	33300.00	121825.00	3.27	95960.00	0.00	95960.00	2.51
19	NAGALAND	147155.00	0.00	147155.00	3.61	2635300.00	0.00	2635300.00	37.10	3140100.00	1100000.00	4240100.00	48.06
20	ORISSA	2415808.00	0.00	2415808.00	6.14	7787259.00	0.00	7787259.00	13.53	10647512.00	0.00	10647512.00	15.19
21	PUNJAB	2291705.00	0.00	2291705.00	14.10	5359637.00	0.00	5359637.00	20.27	6900000.00	0.00	6900000.00	22.86
22	RAJASTHAN	15229997.00	0.00	15229997.00	17.94	41915548.00	0.00	41915548.00	35.67	49873430.00	0.00	49873430.00	36.63
23	SIKKIM	40000.00	0.00	40000.00	1.48	50000.00	0.00	50000.00	1.67	0.00	0.00	0.00	0.00
24	TAMIL NADU
25	TELANGANA
26	TRIPURA	0.00	0.00	0.00	0.00	62100.00	0.00	62100.00	1.17	121400.00	0.00	121400.00	2.03
27	UTTARAKHAND
28	UTTAR PRADESH	9906896.00	0.00	9906896.00	5.94	22272033.00	0.00	22272033.00	11.29	34123485.00	0.00	34123485.00	12.40
29	WEST BENGAL	9424859.00	0.00	9424859.00	17.58	8631037.00	0.00	8631037.00	12.06	25170000.00	0.00	25170000.00	24.42
	TOTAL STATES	70524200.00	472621.00	70996821.00	5.66	196435329.00	565184.00	197000513.00	12.50	242750260.00	1209701.00	243959961.00	13.11
30	A. & N. ISLANDS	13654.00	0.00	13654.00	0.69	16200.00	0.00	16200.00	0.76	40000.00	0.00	40000.00	1.72
31	CHANDIGARH
32	DADRA & NAGAR HAVELI
33	DAMAN & DIU
34	DELHI	288839.00	0.00	288839.00	2.00	550000.00	0.00	550000.00	3.63	500000.00	0.00	500000.00	3.07
35	LAKSHADWEEP
36	PUDUCHERRY
	TOTAL U.T.	302493.00	0.00	302493.00	1.43	566200.00	0.00	566200.00	2.53	540000.00	0.00	540000.00	2.19
	TOTAL (STATE & UTs)	70826693.00	472621.00	71299314.00	5.59	197001529.00	565184.00	197566713.00	12.36	243290260.00	1209701.00	244499961.00	12.96

..NICNET..

STATEMENT NO. (8): PLAN & NON-PLAN BUDGETED EXPENDITURE ON ELEMENTARY EDUCATION (Sub-head wise)

ACCOUNT: REVENUE ACCOUNT
PROGRAM: 13th FINANCE COMMISSION

(RUPEES IN THOUSANDS)

SL. NO.	STATE/UNION TERRITORY	2013-14(ACTUALS)				2014-15(R.E.)				2015-16(B.E.)			
		PLAN	NON-PLAN	TOTAL	% AGE TO TOTAL EXP. ON PMY. EDN.	PLAN	NON-PLAN	TOTAL	% AGE TO TOTAL EXP. ON PMY. EDN.	PLAN	NON-PLAN	TOTAL	% AGE TO TOTAL EXP. ON PMY. EDN.
1	ANDHRA PRADESH	1980000.00	0.00	1980000.00	2.69	1207190.00	0.00	1207190.00	2.31	0.00	0.00	0.00	0.00
2	ARUNACHAL PRADESH
3	ASSAM
4	BIHAR
5	CHHATTISGARH	1940000.00	0.00	1940000.00	5.53	2000000.00	0.00	2000000.00	4.14	0.00	0.00	0.00	0.00
6	GOA
7	GUJARAT
8	HARYANA
9	HIMACHAL PRADESH
10	JAMMU & KASHMIR
11	JHARKHAND	0.00	0.00	0.00	0.00	627300.00	0.00	627300.00	1.86	0.00	0.00	0.00	0.00
12	KARNATAKA
13	KERALA
14	MADHYA PRADESH	3360000.00	0.00	3360000.00	5.24	3360000.00	0.00	3360000.00	4.49	1.00	0.00	1.00	0.00
15	MAHARASHTRA
16	MANIPUR
17	MEGHALAYA
18	MIZORAM
19	NAGALAND
20	ORISSA
21	PUNJAB	500000.00	0.00	500000.00	3.08	520000.00	0.00	520000.00	1.97	0.00	0.00	0.00	0.00
22	RAJASTHAN
23	SIKKIM	0.00	0.00	0.00	0.00	30000.00	0.00	30000.00	1.00	0.00	0.00	0.00	0.00
24	TAMIL NADU
25	TELANGANA	0.00	0.00	0.00	0.00	213802.00	0.00	213802.00	0.71	0.00	0.00	0.00	0.00
26	TRIPURA
27	UTTARAKHAND
28	UTTAR PRADESH	11920000.00	0.00	11920000.00	7.14	12270000.00	0.00	12270000.00	6.22	14000000.00	0.00	14000000.00	5.09
29	WEST BENGAL
	TOTAL STATES	19700000.00	0.00	19700000.00	1.57	20228292.00	0.00	20228292.00	1.28	14000001.00	0.00	14000001.00	0.75
30	A. & N. ISLANDS
31	CHANDIGARH
32	DADRA & NAGAR HAVELI
33	DAMAN & DIU
34	DELHI
35	LAKSHADWEEP
36	PUDUCHERRY
	TOTAL U.T.	0.00	0.00	0.00	0.00	0.00	0.00	0.00	0.00	0.00	0.00	0.00	0.00
	TOTAL (STATE & UTS)	19700000.00	...	19700000.00	1.54	20228292.00	...	20228292.00	1.27	14000001.00	...	14000001.00	0.74

..NICNET..

STATEMENT NO. (9): PLAN & NON-PLAN BUDGETED EXPENDITURE ON SECONDARY EDUCATION

ACCOUNT: REVENUE ACCOUNT
PROGRAM: TOTAL EXPENDITURE

(RUPEES IN THOUSANDS)

SL. NO.	STATE/UNION TERRITORY	2013-14(ACTUALS)				2014-15(R.E.)				2015-16(B.E.)			
		PLAN	NON-PLAN	TOTAL	% AGE TO TOTAL EXP. ON EDUCATION	PLAN	NON-PLAN	TOTAL	% AGE TO TOTAL EXP. ON EDUCATION	PLAN	NON-PLAN	TOTAL	% AGE TO TOTAL EXP. ON EDUCATION
1	ANDHRA PRADESH	6419655.00	61146441.00	67566096.00	38.46	249229.00	50412631.00	50661860.00	38.42	149840.00	54234451.00	54384291.00	35.02
2	ARUNACHAL PRADESH	234708.00	1334696.00	1569404.00	25.11	912130.00	1459832.00	2371962.00	22.54	1181713.00	1560470.00	2742183.00	20.18
3	ASSAM	4978727.00	23162754.00	28141481.00	29.98	4827250.00	30633432.00	35460682.00	25.36	5041715.00	33041842.00	38083557.00	27.16
4	BIHAR	7462778.00	15405492.00	22868270.00	17.10	16587287.00	20471510.00	37058797.00	18.43	13265281.00	20537957.00	33803238.00	16.08
5	CHHATTISGARH	8761697.00	9915311.00	18677008.00	31.57	16679878.00	13521200.00	30201078.00	35.02	17579038.00	15542065.00	33121103.00	35.51
6	GOA	967356.00	4776383.00	5743739.00	56.46	777911.00	4717073.00	5494984.00	51.47	1177411.00	6004626.00	7182037.00	52.62
7	GUJARAT	1417009.00	35957759.00	37374768.00	26.26	2354242.00	36679517.00	39033759.00	23.79	5312022.00	39299145.00	44611167.00	25.02
8	HARYANA	4996136.00	10627671.00	15623807.00	21.59	9404400.00	14250870.00	23655270.00	25.14	8588600.00	17745430.00	26334030.00	22.92
9	HIMACHAL PRADESH	1903604.00	10386455.00	12290059.00	33.79	1614307.00	12686679.00	14300986.00	31.56	469527.00	13799649.00	14269176.00	18.80
10	JAMMU & KASHMIR	0.00	13004263.00	13004263.00	43.78	0.00	16247110.00	16247110.00	45.06	80159.00	16927282.00	17007441.00	43.69
11	JHARKHAND	1644029.00	3850150.00	5494179.00	15.54	2409806.00	5251720.00	7661526.00	14.58	2956310.00	5601335.00	8557645.00	13.12
12	KARNATAKA	13238454.00	35868495.00	49106949.00	30.33	18150557.00	41929706.00	60080263.00	29.61	16601500.00	38441500.00	55043000.00	28.89
13	KERALA	1033123.00	19698921.00	20732044.00	23.37	1719500.00	46288550.00	48008050.00	39.03	2297400.00	55675433.00	57972833.00	38.92
14	MADHYA PRADESH	1267711.00	28360351.00	29628062.00	27.41	3003591.00	33814331.00	36817922.00	28.73	4654676.00	37199047.00	41853723.00	28.07
15	MAHARASHTRA	3620278.00	138253640.00	141873918.00	39.39	6009679.00	146664471.00	152674150.00	40.33	4350884.00	167509747.00	171860631.00	42.18
16	MANIPUR	213960.00	1902442.00	2116402.00	29.11	189724.00	2235256.00	2424980.00	27.70	105985.00	2343208.00	2449193.00	27.26
17	MEGHALAYA	553943.00	1630903.00	2184846.00	22.89	1014603.00	1729600.00	2744203.00	26.33	814603.00	1828705.00	2643308.00	24.44
18	MIZORAM	516526.00	960111.00	1476637.00	19.28	361328.00	1126794.00	1488122.00	16.93	53512.00	875261.00	1410773.00	14.82
19	NAGALAND	95242.00	3106202.00	3201444.00	38.60	235018.00	3551945.00	3786963.00	31.48	332700.00	4507626.00	4840326.00	30.85
20	ORISSA	5957028.00	14668099.00	20625127.00	27.40	11996247.00	17427029.00	29423276.00	27.31	8717278.00	19044700.00	27761978.00	23.88
21	PUNJAB	2871712.00	37143135.00	40014847.00	63.63	4213215.00	41885003.00	46098218.00	56.59	5044391.00	46975495.00	52019886.00	57.45
22	RAJASTHAN	8235117.00	42790809.00	51025926.00	34.06	18922440.00	51585532.00	70507972.00	34.74	27841284.00	54620368.00	82461652.00	35.13
23	SIKKIM	800295.00	1852682.00	2652977.00	43.95	841248.00	2273566.00	3114814.00	47.82	173352.00	2413847.00	2587199.00	40.13
24	TAMIL NADU	12485144.00	68878301.00	81363445.00	41.36	16407902.00	73347755.00	89755657.00	39.38	17159170.00	80925085.00	98084255.00	40.81
25	TELANGANA	0.00	0.00	0.00	0.00	783240.00	28212376.00	28995616.00	39.07	1526440.00	38184066.00	39710506.00	38.66
26	TRIPURA	845498.00	4614757.00	5460255.00	49.89	906702.00	5258086.00	6164788.00	46.95	918634.00	5763936.00	6682570.00	45.45
27	UTTARAKHAND	792868.00	17264619.00	18057487.00	47.10	1802030.00	19728800.00	21530830.00	45.62	1522933.00	21646411.00	23169344.00	45.73
28	UTTAR PRADESH	33208436.00	54286853.00	87495289.00	31.24	1736456.00	57210974.00	58947430.00	20.98	2872165.00	64525410.00	67397575.00	18.28
29	WEST BENGAL	5265869.00	79741126.00	85006995.00	50.60	14684076.00	87536845.00	102220921.00	49.99	27823161.00	92678759.00	120521200.00	45.29
TOTAL STATES		129786903.00	740588821.00	870375724.00	34.34	158793996.00	868138193.00	1026932189.00	33.22	179093684.00	959471956.00	1138565640.00	32.21
30	A. & N. ISLANDS	538340.00	603546.00	1141886.00	31.55	522137.00	661577.00	1183714.00	30.63	598730.00	759017.00	1357747.00	31.15
31	CHANDIGARH	110034.00	928690.00	1038724.00	23.64	117500.00	1032106.00	1149606.00	23.04	254500.00	236440.00	490940.00	10.69
32	DADRA & NAGAR HAVELI	244407.00	59574.00	303981.00	28.69	286570.00	65085.00	351655.00	26.83	309290.00	69380.00	378670.00	24.61
33	DAMAN & DIU	149983.00	184590.00	334573.00	45.22	169300.00	234500.00	403800.00	42.69	198500.00	256200.00	454700.00	40.44
34	DELHI	8552599.00	37148982.00	45701581.00	69.11	9568700.00	39785022.00	49353722.00	67.97	13930500.00	47351539.00	61282039.00	69.84
35	LAKSHADWEEP	0.00	2539.00	2539.00	0.23	0.00	6800.00	6800.00	0.61	0.00	369800.00	369800.00	30.66
36	PUDUCHERRY	538607.00	1259663.00	1798270.00	32.26	599960.00	1418522.00	2018482.00	31.92	731104.00	1549469.00	2280573.00	29.35
TOTAL U.T.		10133970.00	40187584.00	50321554.00	60.89	11264167.00	43203612.00	54467779.00	59.74	16022624.00	50591845.00	66614469.00	61.49
TOTAL (STATE & UTS)		139920873.00	780776405.00	920697278.00	35.18	170058163.00	911341805.00	1081399968.00	33.98	195116308.00	1010063801.00	1205180109.00	33.09
CENTRE TOTAL		68842600.00	31626500.00	100469100.00	14.05	69735000.00	32750100.00	102485100.00	14.53	62720000.00	31686700.00	94406700.00	13.67
GRAND TOTAL		208763473.00	812402905.00	1021166378.00	30.64	239793163.00	944091905.00	1183885068.00	30.45	257836308.00	1041750501.00	1299586809.00	29.99

..NICNET..

STATEMENT NO. (10): PLAN & NON-PLAN BUDGETED EXPENDITURE ON SECONDARY EDUCATION (Sub-head wise)

ACCOUNT: REVENUE ACCOUNT
PROGRAM: DIRECTION, INSPECTION & ADMINISTRATION

(RUPEES IN THOUSANDS)

SL. NO.	STATE/UNION TERRITORY	2013-14(ACTUALS)				2014-15(R.E.)				2015-16(B.E.)			
		PLAN	NON-PLAN	TOTAL	% AGE TO TOTAL EXP. ON SEC. EDN.	PLAN	NON-PLAN	TOTAL	% AGE TO TOTAL EXP. ON SEC. EDN.	PLAN	NON-PLAN	TOTAL	% AGE TO TOTAL EXP. ON SEC. EDN.
1	ANDHRA PRADESH	0.00	1947.00	1947.00	0.00	0.00	1442.00	1442.00	0.00	0.00	1813.00	1813.00	0.00
2	ARUNACHAL PRADESH
3	ASSAM	16255.00	450120.00	466375.00	1.66	116210.00	291721.00	307931.00	0.87	31027.00	334422.00	365449.00	0.96
4	BIHAR	27152.00	412310.00	439462.00	1.92	414395.00	495067.00	909462.00	2.45	617002.00	563513.00	1180515.00	3.49
5	CHHATTISGARH	1700118.00	1618884.00	3319002.00	17.77	2284000.00	1880000.00	4164000.00	13.79	1870000.00	2580000.00	4450000.00	13.44
6	GOA	0.00	502.00	502.00	0.01	0.00	502.00	502.00	0.01	0.00	502.00	502.00	0.01
7	GUJARAT	0.00	72583.00	72583.00	0.19	0.00	67053.00	67053.00	0.17	41922.00	75398.00	117320.00	0.26
8	HARYANA	875366.00	404951.00	1280317.00	8.19	847973.00	537950.00	1385923.00	5.86	386400.00	660880.00	1047280.00	3.98
9	HIMACHAL PRADESH	0.00	75765.00	75765.00	0.62	0.00	97641.00	97641.00	0.68	0.00	110617.00	110617.00	0.78
10	JAMMU & KASHMIR	0.00	12941202.00	12941202.00	99.52	0.00	15004900.00	15004900.00	92.35	80159.00	16869784.00	16949943.00	99.66
11	JHARKHAND	0.00	29999.00	29999.00	0.55	0.00	193813.00	193813.00	2.53	0.00	206974.00	206974.00	2.42
12	KARNATAKA	158463.00	456437.00	614900.00	1.25	127200.00	525382.00	652582.00	1.09	279500.00	504700.00	784200.00	1.42
13	KERALA	74168.00	1414550.00	1488718.00	7.18	80000.00	1606053.00	1686053.00	3.51	105000.00	1775095.00	1880095.00	3.24
14	MADHYA PRADESH	28418.00	121307.00	149725.00	0.51	41004.00	152421.00	193425.00	0.53	352502.00	164393.00	516895.00	1.24
15	MAHARASHTRA	0.00	406529.00	406529.00	0.29	2625.00	415405.00	418030.00	0.27	2450.00	441093.00	443543.00	0.26
16	MANIPUR	7010.00	1144.00	8154.00	0.39	5405.00	1966.00	7371.00	0.30	5405.00	2063.00	7468.00	0.30
17	MEGHALAYA	9369.00	54802.00	64171.00	2.94	9300.00	76442.00	85742.00	3.12	9300.00	85977.00	95277.00	3.60
18	MIZORAM	78601.00	26541.00	105142.00	7.12	28853.00	43120.00	71973.00	4.84	18874.00	36710.00	55584.00	3.94
19	NAGALAND	20000.00	1581570.00	1601570.00	50.03	10000.00	1887825.00	1897825.00	50.11	0.00	2682738.00	2682738.00	55.42
20	ORISSA	0.00	195820.00	195820.00	0.95	0.00	236393.00	236393.00	0.80	0.00	262724.00	262724.00	0.95
21	PUNJAB	0.00	448480.00	448480.00	1.12	100.00	512303.00	512403.00	1.11	68650.00	548820.00	617470.00	1.19
22	RAJASTHAN	6353.00	713673.00	720026.00	1.41	20000.00	831058.00	851058.00	1.21	26128.00	886236.00	912364.00	1.11
23	SIKKIM	61419.00	107480.00	168899.00	6.37	57470.00	112868.00	170338.00	5.47	63998.00	130037.00	194035.00	7.50
24	TAMIL NADU	3961.00	921099.00	925060.00	1.14	27485.00	915386.00	942871.00	1.05	299.00	961629.00	961928.00	0.98
25	TELANGANA	0.00	0.00	0.00	0.00	0.00	3466.00	3466.00	0.01	0.00	4941.00	4941.00	0.01
26	TRIPURA
27	UTTARAKHAND	11288.00	359146.00	370434.00	2.05	29573.00	419542.00	449115.00	2.09	24471.00	474787.00	499258.00	2.15
28	UTTAR PRADESH	0.00	934881.00	934881.00	1.07	0.00	1133243.00	1133243.00	1.92	0.00	1376817.00	1376817.00	2.04
29	WEST BENGAL	0.00	65559.00	65559.00	0.08	0.00	391927.00	391927.00	0.38	0.00	425527.00	425527.00	0.35
	TOTAL STATES	3077941.00	23817281.00	26895222.00	3.09	4101593.00	27834889.00	31936482.00	3.11	3983087.00	32168190.00	36151277.00	3.18
30	A. & N. ISLANDS
31	CHANDIGARH	800.00	18409.00	19209.00	1.85	50.00	18897.00	18947.00	1.65	12400.00	20996.00	33396.00	6.80
32	DADRA & NAGAR HAVELI	136108.00	58350.00	194458.00	63.97	142270.00	64385.00	206655.00	58.77	153490.00	68480.00	221970.00	58.62
33	DAMAN & DIU
34	DELHI	7767.00	156746.00	164513.00	0.36	10000.00	174950.00	184950.00	0.37	14900.00	210550.00	225450.00	0.37
35	LAKSHADWEEP
36	PUDUCHERRY	7476.00	57896.00	65372.00	3.64	9153.00	65770.00	74923.00	3.71	12495.00	72744.00	85239.00	3.74
	TOTAL U.T.	152151.00	291401.00	443552.00	0.88	161473.00	324002.00	485475.00	0.89	193285.00	372770.00	566055.00	0.85
	TOTAL (STATE & UTS)	3230092.00	24108682.00	27338774.00	2.97	4263066.00	28158891.00	32421957.00	3.00	4176372.00	32540960.00	36717332.00	3.05

..NICNET..

STATEMENT NO. (10): PLAN & NON-PLAN BUDGETED EXPENDITURE ON SECONDARY EDUCATION (Sub-head wise)

ACCOUNT: REVENUE ACCOUNT
PROGRAM: GOVERNMENT SECONDARY SCHOOLS

(RUPEES IN THOUSANDS)

SL. NO.	STATE/UNION TERRITORY	2013-14(ACTUALS)				2014-15(R.E.)				2015-16(B.E.)			
		PLAN	NON-PLAN	TOTAL	% AGE TO TOTAL EXP. ON SEC. EDN.	PLAN	NON-PLAN	TOTAL	% AGE TO TOTAL EXP. ON SEC. EDN.	PLAN	NON-PLAN	TOTAL	% AGE TO TOTAL EXP. ON SEC. EDN.
1	ANDHRA PRADESH	4237693.00	5916847.00	10154540.00	15.03	100000.00	4120688.00	4220688.00	8.33	5000.00	3614686.00	3619686.00	6.66
2	ARUNACHAL PRADESH	173745.00	1328100.00	1501845.00	95.70	211368.00	1457641.00	1669009.00	70.36	132761.00	1558970.00	1691731.00	61.69
3	ASSAM	178.00	568585.00	568763.00	2.02	22217.00	787452.00	809669.00	2.28	25473.00	852210.00	877683.00	2.30
4	BIHAR	33400.00	9442938.00	9476338.00	41.44	5289500.00	10572894.00	15862394.00	42.80	900000.00	10570895.00	11470895.00	33.93
5	CHHATTISGARH	3643033.00	7557389.00	11200422.00	59.97	7808968.00	10458640.00	18267608.00	60.49	8509080.00	11578495.00	20087575.00	60.65
6	GOA	12013.00	578229.00	590242.00	10.28	14700.00	564621.00	579321.00	10.54	14700.00	722223.00	736923.00	10.26
7	GUJARAT	259980.00	961818.00	1221798.00	3.27	471525.00	949305.00	1420830.00	3.64	996674.00	1085828.00	2082502.00	4.67
8	HARYANA	2310292.00	9130095.00	11440387.00	73.22	6214411.00	12122800.00	18337211.00	77.52	5877300.00	15494800.00	21372100.00	81.16
9	HIMACHAL PRADESH	688680.00	9625201.00	10313881.00	83.92	1213715.00	11674841.00	12888556.00	90.12	161160.00	12826062.00	12987222.00	91.02
10	JAMMU & KASHMIR	0.00	0.00	0.00	0.00	0.00	1183784.00	1183784.00	7.29	0.00	0.00	0.00	0.00
11	JHARKHAND	934127.00	2985151.00	3919278.00	71.34	1381729.00	4097976.00	5479705.00	71.52	1843260.00	4350160.00	6193420.00	72.37
12	KARNATAKA	5225489.00	3664268.00	8889757.00	18.10	8248310.00	5101063.00	13349373.00	22.22	6126500.00	4396400.00	10522900.00	19.12
13	KERALA	513639.00	14874239.00	15387878.00	74.22	1305125.00	16655967.00	17961092.00	37.41	1855025.00	20104828.00	21959853.00	37.88
14	MADHYA PRADESH	1185711.00	14955506.00	16141217.00	54.48	2713250.00	18077674.00	20790924.00	56.47	3227162.00	19125596.00	22352758.00	53.41
15	MAHARASHTRA	1363.00	168920.00	170283.00	0.12	5513.00	155897.00	161410.00	0.11	1.00	182410.00	182411.00	0.11
16	MANIPUR	0.00	1839876.00	1839876.00	86.93	0.00	2149055.00	2149055.00	88.62	0.00	2256478.00	2256478.00	92.13
17	MEGHALAYA	97185.00	337608.00	434793.00	19.90	110995.00	389202.00	500197.00	18.23	110995.00	413402.00	524397.00	19.84
18	MIZORAM	270649.00	933470.00	1204119.00	81.54	250040.00	968060.00	1218100.00	81.85	341753.00	835821.00	1177574.00	83.47
19	NAGALAND	18497.00	1445064.00	1463561.00	45.72	0.00	1535350.00	1535350.00	40.54	104100.00	1645350.00	1749450.00	36.14
20	ORISSA	800261.00	11436975.00	12237236.00	59.33	1492820.00	13597474.00	15090294.00	51.29	1420000.00	14811596.00	16231596.00	58.47
21	PUNJAB	2109897.00	34255924.00	36365821.00	90.88	3046937.00	38719265.00	41766202.00	90.60	3245263.00	44212750.00	47458013.00	91.23
22	RAJASTHAN	4419810.00	39312968.00	43732778.00	85.71	14329814.00	47060192.00	61390006.00	87.07	21867112.00	49803064.00	71670176.00	86.91
23	SIKKIM	7234.00	0.00	7234.00	0.27	32221.00	0.00	32221.00	1.03	6780.00	0.00	6780.00	0.26
24	TAMIL NADU	8035646.00	46823993.00	54859639.00	67.43	10997320.00	50873462.00	61870782.00	68.93	11624839.00	56660974.00	68285813.00	69.62
25	TELANGANA	0.00	0.00	0.00	0.00	72638.00	3140646.00	3213284.00	11.08	72638.00	4498084.00	4570722.00	11.51
26	TRIPURA	20892.00	0.00	20892.00	0.38	274512.00	0.00	274512.00	4.45	348291.00	0.00	348291.00	5.21
27	UTTARAKHAND	356137.00	14485649.00	14841786.00	82.19	513028.00	16438306.00	16951334.00	78.73	635280.00	18291811.00	18927091.00	81.69
28	UTTAR PRADESH	12655917.00	5731374.00	18387291.00	21.02	1041956.00	6385310.00	7427266.00	12.60	1632800.00	8086633.00	9719440.00	14.42
29	WEST BENGAL	25249.00	14388.00	39637.00	0.05	77500.00	810978.00	888478.00	0.87	60000.00	864015.00	924015.00	0.77
TOTAL STATES		48036717.00	238374575.00	286411292.00	32.91	67240112.00	280048543.00	347288655.00	33.82	71143954.00	308843541.00	379987495.00	33.37
30	A. & N. ISLANDS	403768.00	536529.00	940297.00	82.35	387857.00	588196.00	976053.00	82.46	439930.00	682466.00	1122396.00	82.67
31	CHANDIGARH	106956.00	810759.00	917715.00	88.35	112650.00	906290.00	1018940.00	88.63	239100.00	101224.00	340324.00	69.32
32	DADRA & NAGAR HAVELI	82571.00	1224.00	83795.00	27.57	113600.00	700.00	114300.00	32.50	124800.00	900.00	125700.00	33.20
33	DAMAN & DIU	62481.00	97592.00	160073.00	47.84	69200.00	116900.00	186100.00	46.09	89500.00	117300.00	206800.00	45.48
34	DELHI	0.00	9581842.00	9581842.00	20.97	0.00	10307871.00	10307871.00	20.89	0.00	12232600.00	12232600.00	19.96
35	LAKSHADWEEP	0.00	36.00	36.00	1.42	0.00	1800.00	1800.00	26.47	0.00	365800.00	365800.00	98.92
36	PUDUCHERRY	522249.00	841889.00	1364138.00	75.86	568027.00	941584.00	1509611.00	74.79	697411.00	1019474.00	1716885.00	75.28
TOTAL U.T.		1178025.00	11869871.00	13047896.00	25.93	1251334.00	12863341.00	14114675.00	25.91	1590741.00	14519764.00	16110505.00	24.18
TOTAL (STATE & UTS)		49214742.00	250244446.00	299459188.00	32.53	68491446.00	292911884.00	361403330.00	33.42	72734695.00	323363305.00	396098000.00	32.87

..NICNET..

STATEMENT NO. (10): PLAN & NON-PLAN BUDGETED EXPENDITURE ON SECONDARY EDUCATION (Sub-head wise)

ACCOUNT: REVENUE ACCOUNT
PROGRAM: ASSISTANCE TO NON-GOVT. SECONDARY SCHOOLS

(RUPEES IN THOUSANDS)

SL. NO.	STATE/UNION TERRITORY	2013-14(ACTUALS)				2014-15(R.E.)				2015-16(B.E.)			
		PLAN	NON-PLAN	TOTAL	% AGE TO TOTAL EXP. ON SEC. EDN.	PLAN	NON-PLAN	TOTAL	% AGE TO TOTAL EXP. ON SEC. EDN.	PLAN	NON-PLAN	TOTAL	% AGE TO TOTAL EXP. ON SEC. EDN.
1	ANDHRA PRADESH	701175.00	4602748.00	5303923.00	7.85	56965.00	3712597.00	3769562.00	7.44	76000.00	4636698.00	4712698.00	8.67
2	ARUNACHAL PRADESH	9065.00	6596.00	15661.00	1.00	65908.00	0.00	65908.00	2.78	1000.00	0.00	1000.00	0.04
3	ASSAM	1319776.00	22102807.00	23422583.00	83.23	1699382.00	29530288.00	31229670.00	88.07	1470539.00	31826234.00	33296773.00	87.43
4	BIHAR	0.00	3223183.00	3223183.00	14.09	1805600.00	3360000.00	5165600.00	13.94	1805600.00	3360000.00	5165600.00	15.28
5	CHHATTISGARH	785231.00	437865.00	1223096.00	6.55	2917260.00	908900.00	3826160.00	12.67	3507000.00	1023350.00	4530350.00	13.68
6	GOA	2543.00	3954431.00	3956974.00	68.89	5200.00	3870000.00	3875200.00	70.52	4200.00	4950000.00	4954200.00	68.98
7	GUJARAT	667740.00	33361847.00	34029587.00	91.05	1251845.00	34120162.00	35372007.00	90.62	3773764.00	36271210.00	40044974.00	89.76
8	HARYANA	0.00	1012477.00	1012477.00	6.48	0.00	1355500.00	1355500.00	5.73	0.00	1326000.00	1326000.00	5.04
9	HIMACHAL PRADESH	184769.00	10000.00	194769.00	1.58	57307.00	10000.00	67307.00	0.47	70000.00	100.00	70100.00	0.49
10	JAMMU & KASHMIR	0.00	10000.00	10000.00	0.08	0.00	10000.00	10000.00	0.06	0.00	10000.00	10000.00	0.06
11	JHARKHAND	0.00	835000.00	835000.00	15.20	0.00	959931.00	959931.00	12.53	0.00	1044201.00	1044201.00	12.20
12	KARNATAKA	641627.00	3643087.00	4284714.00	8.73	722500.00	4070668.00	4793168.00	7.98	870100.00	3959200.00	4829300.00	8.77
13	KERALA	0.00	2648582.00	2648582.00	12.78	0.00	27202541.00	27202541.00	56.66	0.00	32921044.00	32921044.00	56.79
14	MADHYA PRADESH	0.00	3091401.00	3091401.00	10.43	0.00	3185789.00	3185789.00	8.65	0.00	4750000.00	4750000.00	11.35
15	MAHARASHTRA	2642922.00	130501466.00	133144388.00	93.85	4054268.00	138750600.00	142804868.00	93.54	2547159.00	158893638.00	161440797.00	93.94
16	MANIPUR	30060.00	45750.00	75810.00	3.58	8400.00	66237.00	74637.00	3.08	8400.00	66237.00	74637.00	3.05
17	MEGHALAYA	362318.00	1223578.00	1585896.00	72.59	277255.00	1245693.00	1522948.00	55.50	277255.00	1309367.00	1586622.00	60.02
18	MIZORAM	167276.00	0.00	167276.00	11.33	82435.00	102373.00	184808.00	12.42	174885.00	0.00	174885.00	12.40
19	NAGALAND	0.00	5000.00	5000.00	0.16	0.00	5000.00	5000.00	0.13	0.00	5000.00	5000.00	0.10
20	ORISSA	2142498.00	2669004.00	4811502.00	23.33	2525000.00	3163166.00	5688166.00	19.33	2300000.00	3528480.00	5828480.00	20.99
21	PUNJAB	0.00	2213848.00	2213848.00	5.53	0.00	2440000.00	2440000.00	5.29	0.00	2000000.00	2000000.00	3.84
22	RAJASTHAN	20000.00	16335.00	36335.00	0.07	25001.00	100992.00	125993.00	0.18	25002.00	14001.00	39003.00	0.05
23	SIKKIM	500.00	0.00	500.00	0.02	500.00	0.00	500.00	0.02	0.00	0.00	0.00	0.00
24	TAMIL NADU	0.00	20106494.00	20106494.00	24.71	0.00	20510582.00	20510582.00	22.85	0.00	22276009.00	22276009.00	22.71
25	TELANGANA	0.00	0.00	0.00	0.00	170093.00	1912694.00	2082787.00	7.18	500.00	2630243.00	2630743.00	6.62
26	TRIPURA	3314.00	415728.00	419042.00	7.67	0.00	465583.00	465583.00	7.55	1000.00	516650.00	517650.00	7.75
27	UTTARAKHAND	51714.00	2280000.00	2331714.00	12.91	74580.00	2700000.00	2774580.00	12.89	81600.00	2700000.00	2781600.00	12.01
28	UTTAR PRADESH	177660.00	45978781.00	46156441.00	52.75	447500.00	48005500.00	48453000.00	82.20	902358.00	53005500.00	53907858.00	79.98
29	WEST BENGAL	181337.00	77644286.00	77825623.00	91.55	2151773.00	84331206.00	86482979.00	84.60	10082500.00	89274277.00	99356777.00	82.44
	TOTAL STATES	10091525.00	362040294.00	372131819.00	42.76	18398772.00	416096002.00	434494774.00	42.31	27978862.00	462297439.00	490276301.00	43.06
30	A. & N. ISLANDS	43861.00	51406.00	95267.00	8.34	49300.00	58540.00	107840.00	9.11	55800.00	60929.00	116729.00	8.60
31	CHANDIGARH	0.00	62000.00	62000.00	5.97	0.00	65453.00	65453.00	5.69	0.00	68071.00	68071.00	13.87
32	DADRA & NAGAR HAVELI	25628.00	0.00	25628.00	8.43	30000.00	0.00	30000.00	8.53	30000.00	0.00	30000.00	7.92
33	DAMAN & DIU	0.00	86998.00	86998.00	26.00	0.00	117600.00	117600.00	29.12	0.00	138900.00	138900.00	30.55
34	DELHI	280786.00	3542750.00	3823536.00	8.37	458100.00	4012750.00	4470850.00	9.06	498000.00	4375750.00	4873750.00	7.95
35	LAKSHADWEEP	0.00	0.00	0.00	0.00	0.00	0.00	0.00	0.00	0.00	0.00	0.00	0.00
36	PUDUCHERRY	0.00	356672.00	356672.00	19.83	0.00	406567.00	406567.00	20.14	0.00	450500.00	450500.00	19.75
	TOTAL U.T.	350275.00	4099826.00	4450101.00	8.84	537400.00	4660910.00	5198310.00	9.54	583800.00	5094150.00	5677950.00	8.52
	TOTAL (STATE & UTS)	10441800.00	366140120.00	376581920.00	40.90	18936172.00	420756912.00	439693084.00	40.66	28562662.00	467391589.00	495954251.00	41.15

..NICNET..

STATEMENT NO. (10): PLAN & NON-PLAN BUDGETED EXPENDITURE ON SECONDARY EDUCATION (Sub-head wise)

ACCOUNT: REVENUE ACCOUNT
PROGRAM: ASSISTANCE TO LOCAL BODIES FOR SECONDARY EDUCATION

(RUPEES IN THOUSANDS)

SL. NO.	STATE/UNION TERRITORY	2013-14(ACTUALS)				2014-15(R.E.)				2015-16(B.E.)			
		PLAN	NON-PLAN	TOTAL	% AGE TO TOTAL EXP. ON SEC. EDN.	PLAN	NON-PLAN	TOTAL	% AGE TO TOTAL EXP. ON SEC. EDN.	PLAN	NON-PLAN	TOTAL	% AGE TO TOTAL EXP. ON SEC. EDN.
1	ANDHRA PRADESH	0.00	46472356.00	46472356.00	68.78	0.00	39980222.00	39980222.00	78.92	0.00	42044784.00	42044784.00	77.31
2	ARUNACHAL PRADESH
3	ASSAM
4	BIHAR	0.00	2262370.00	2262370.00	9.89	0.00	5962044.00	5962044.00	16.09	0.00	5962044.00	5962044.00	17.64
5	CHHATTISGARH	116808.00	163037.00	279845.00	1.50	238150.00	200000.00	438150.00	1.45	251850.00	280100.00	531950.00	1.61
6	GOA
7	GUJARAT	0.00	1369548.00	1369548.00	3.66	0.00	1332625.00	1332625.00	3.41	0.00	1626660.00	1626660.00	3.65
8	HARYANA
9	HIMACHAL PRADESH
10	JAMMU & KASHMIR
11	JHARKHAND
12	KARNATAKA	5275778.00	27735564.00	33011342.00	67.22	7002395.00	31743476.00	38745871.00	64.49	7265100.00	29155400.00	36420500.00	66.17
13	KERALA	0.00	26073.00	26073.00	0.13	0.00	34492.00	34492.00	0.07	0.00	34492.00	34492.00	0.06
14	MADHYA PRADESH	8470.00	10079066.00	10087536.00	34.05	80000.00	12252600.00	12332600.00	33.50	801713.00	13000000.00	13801713.00	32.98
15	MAHARASHTRA	312440.00	6310334.00	6622774.00	4.67	345473.00	6545392.00	6890865.00	4.51	400000.00	7134762.00	7534762.00	4.38
16	MANIPUR	13693.00	170.00	13863.00	0.66	17742.00	270.00	18012.00	0.74	6600.00	270.00	6870.00	0.28
17	MEGHALAYA
18	MIZORAM
19	NAGALAND
20	ORISSA
21	PUNJAB
22	RAJASTHAN
23	SIKKIM
24	TAMIL NADU
25	TELANGANA	0.00	0.00	0.00	0.00	0.00	22322043.00	22322043.00	76.98	0.00	30043951.00	30043951.00	75.66
26	TRIPURA
27	UTTARAKHAND
28	UTTAR PRADESH
29	WEST BENGAL
TOTAL STATES		5727189.00	94418518.00	100145707.00	11.51	7683760.00	120373164.00	128056924.00	12.47	8725263.00	129282463.00	138007726.00	12.12
30	A. & N. ISLANDS	40000.00	0.00	40000.00	3.50	52200.00	0.00	52200.00	4.41	52300.00	0.00	52300.00	3.85
31	CHANDIGARH
32	DADRA & NAGAR HAVELI
33	DAMAN & DIU
34	DELHI
35	LAKSHADWEEP
36	PUDUCHERRY
TOTAL U.T.		40000.00	0.00	40000.00	0.08	52200.00	0.00	52200.00	0.10	52300.00	0.00	52300.00	0.08
TOTAL (STATE & UTs)		5767189.00	94418518.00	100185707.00	10.88	7735960.00	120373164.00	128109124.00	11.85	8777563.00	129282463.00	138060026.00	11.46

..NICNET..

STATEMENT NO. (10): PLAN & NON-PLAN BUDGETED EXPENDITURE ON SECONDARY EDUCATION (Sub-head wise)

ACCOUNT: REVENUE ACCOUNT
PROGRAM: SCHOLARSHIPS

(RUPEES IN THOUSANDS)

SL. NO.	STATE/UNION TERRITORY	2013-14(ACTUALS)				2014-15(R.E.)				2015-16(B.E.)			
		PLAN	NON-PLAN	TOTAL	% AGE TO TOTAL EXP. ON SEC. EDN.	PLAN	NON-PLAN	TOTAL	% AGE TO TOTAL EXP. ON SEC. EDN.	PLAN	NON-PLAN	TOTAL	% AGE TO TOTAL EXP. ON SEC. EDN.
1	ANDHRA PRADESH	0.00	1310.00	1310.00	0.00	0.00	1000.00	1000.00	0.00	0.00	116000.00	116000.00	0.21
2	ARUNACHAL PRADESH	0.00	0.00	0.00	0.00	130200.00	0.00	130200.00	5.49	100500.00	0.00	100500.00	3.66
3	ASSAM	2078.00	1368.00	3446.00	0.01	4950.00	3221.00	8171.00	0.02	300.00	3263.00	3563.00	0.01
4	BIHAR	6759278.00	0.00	6759278.00	29.56	8275291.00	0.00	8275291.00	22.33	7113279.00	0.00	7113279.00	21.04
5	CHHATTISGARH	2050798.00	0.00	2050798.00	10.98	2521930.00	0.00	2521930.00	8.35	2341676.00	0.00	2341676.00	7.07
6	GOA	0.00	4499.00	4499.00	0.08	0.00	7000.00	7000.00	0.13	0.00	9000.00	9000.00	0.13
7	GUJARAT	386604.00	1836.00	388440.00	2.49	688370.00	3000.00	691370.00	2.92	688800.00	3000.00	691800.00	2.63
8	HARYANA	0.00	53061.00	53061.00	0.41	0.00	48426.00	48426.00	0.30	0.00	47498.00	47498.00	0.28
9	HIMACHAL PRADESH	0.00	0.00	0.00	0.00	0.00	0.00	0.00	0.00	0.00	0.00	0.00	0.00
10	JAMMU & KASHMIR	4934.00	0.00	4934.00	0.09	13150.00	0.00	13150.00	0.17	12650.00	0.00	12650.00	0.15
11	JHARKHAND	1885262.00	36452.00	1921714.00	3.91	1951270.00	114501.00	2065771.00	3.44	1960200.00	130500.00	2090700.00	3.80
12	KARNATAKA	333437.00	10908.00	344345.00	1.66	284375.00	12000.00	296375.00	0.62	287375.00	12500.00	299875.00	0.52
13	KERALA	0.00	136956.00	136956.00	0.10	0.00	119995.00	119995.00	0.08	0.00	120210.00	120210.00	0.07
14	MADHYA PRADESH	0.00	9004.00	9004.00	0.43	0.00	9024.00	9024.00	0.37	0.00	9024.00	9024.00	0.37
15	MAHARASHTRA	0.00	0.00	0.00	0.00	17251.00	2773.00	20024.00	0.73	17251.00	2819.00	20070.00	0.76
16	MANIPUR	0.00	0.00	0.00	0.00	0.00	0.00	0.00	0.00	0.00	0.00	0.00	0.00
17	MEGHALAYA	0.00	0.00	0.00	0.00	0.00	0.00	0.00	0.00	0.00	0.00	0.00	0.00
18	MIZORAM	0.00	0.00	0.00	0.00	0.00	0.00	0.00	0.00	0.00	0.00	0.00	0.00
19	NAGALAND	13208.00	8499.00	21707.00	0.68	0.00	4306.00	4306.00	0.11	0.00	0.00	0.00	0.00
20	ORISSA	0.00	3619.00	3619.00	0.02	0.00	28260.00	28260.00	0.10	0.00	28260.00	28260.00	0.10
21	PUNJAB	39747.00	6791.00	46538.00	0.12	60000.00	6425.00	66425.00	0.14	68000.00	6365.00	74365.00	0.14
22	RAJASTHAN	499155.00	334004.00	833159.00	1.63	2017613.00	366337.00	2383950.00	3.38	2047692.00	381520.00	2429212.00	2.95
23	SIKKIM	4000.00	0.00	4000.00	0.15	4000.00	0.00	4000.00	0.13	0.00	0.00	0.00	0.00
24	TAMIL NADU	0.00	24749.00	24749.00	0.03	0.00	17834.00	17834.00	0.02	0.00	17834.00	17834.00	0.02
25	TELANGANA	0.00	0.00	0.00	0.00	0.00	2592.00	2592.00	0.01	0.00	2851.00	2851.00	0.01
26	TRIPURA	24591.00	24818.00	49409.00	0.90	25628.00	35000.00	60628.00	0.98	27103.00	40000.00	67103.00	1.00
27	UTTARAKHAND	57.00	1628.00	1685.00	0.01	200.00	3816.00	4016.00	0.02	200.00	2906.00	3106.00	0.01
28	UTTAR PRADESH	0.00	6457.00	6457.00	0.01	0.00	5139.00	5139.00	0.01	0.00	7059.00	7059.00	0.01
29	WEST BENGAL	0.00	0.00	0.00	0.00	120000.00	3125.00	123125.00	0.12	80000.00	3281.00	83281.00	0.07
	TOTAL STATES	12003149.00	665959.00	12669108.00	1.46	16114228.00	793774.00	16908002.00	1.65	14745026.00	943890.00	15688916.00	1.38
30	A. & N. ISLANDS	18948.00	3021.00	21969.00	1.92	13000.00	1200.00	14200.00	1.20	8900.00	1200.00	10100.00	0.74
31	CHANDIGARH	0.00	210.00	210.00	0.02	0.00	289.00	289.00	0.03	0.00	301.00	301.00	0.06
32	DADRA & NAGAR HAVELI
33	DAMAN & DIU
34	DELHI	0.00	11363721.00	11363721.00	24.87	0.00	11728791.00	11728791.00	23.76	0.00	13001669.00	13001669.00	21.22
35	LAKSHADWEEP
36	PUDUCHERRY	0.00	1361.00	1361.00	0.08	0.00	2299.00	2299.00	0.11	0.00	2370.00	2370.00	0.10
	TOTAL U.T.	18948.00	11368313.00	11387261.00	22.63	13000.00	11732579.00	11745579.00	21.56	8900.00	13005540.00	13014440.00	19.54
	TOTAL (STATE & UTs)	12022097.00	12034272.00	24056369.00	2.61	16127228.00	12526353.00	28653581.00	2.65	14753926.00	13949430.00	28703356.00	2.38

..NICNET..

STATEMENT NO. (10): PLAN & NON-PLAN BUDGETED EXPENDITURE ON SECONDARY EDUCATION (Sub-head wise)

ACCOUNT: REVENUE ACCOUNT
PROGRAM: TEACHER'S TRAINING

(RUPEES IN THOUSANDS)

SL. NO.	STATE/UNION TERRITORY	2013-14(ACTUALS)				2014-15(R.E.)				2015-16(B.E.)			
		PLAN	NON-PLAN	TOTAL	% AGE TO TOTAL EXP. ON SEC. EDN.	PLAN	NON-PLAN	TOTAL	% AGE TO TOTAL EXP. ON SEC. EDN.	PLAN	NON-PLAN	TOTAL	% AGE TO TOTAL EXP. ON SEC. EDN.
1	ANDHRA PRADESH	0.00	169540.00	169540.00	0.25	0.00	127187.00	127187.00	0.25	0.00	122481.00	122481.00	0.23
2	ARUNACHAL PRADESH	0.00	0.00	0.00	0.00	2700.00	0.00	2700.00	0.11	500.00	0.00	500.00	0.02
3	ASSAM	0.00	498.00	498.00	0.00	0.00	0.00	0.00	0.00	0.00	0.00	0.00	0.00
4	BIHAR
5	CHHATTISGARH	39089.00	59093.00	98182.00	0.53	63320.00	72660.00	135980.00	0.45	64060.00	79120.00	143180.00	0.43
6	GOA
7	GUJARAT	0.00	19156.00	19156.00	0.05	0.00	19627.00	19627.00	0.05	0.00	20581.00	20581.00	0.05
8	HARYANA	444598.00	195667.00	640265.00	4.10	229241.00	20750.00	249991.00	1.06	291700.00	24370.00	316070.00	1.20
9	HIMACHAL PRADESH
10	JAMMU & KASHMIR
11	JHARKHAND
12	KARNATAKA	24038.00	2098.00	26136.00	0.05	38882.00	2182.00	41064.00	0.07	40000.00	2200.00	42200.00	0.08
13	KERALA	45571.00	0.00	45571.00	0.22	50000.00	0.00	50000.00	0.10	50000.00	0.00	50000.00	0.09
14	MADHYA PRADESH	10000.00	113071.00	123071.00	0.42	81650.00	145847.00	227497.00	0.62	80188.00	159058.00	239246.00	0.57
15	MAHARASHTRA	2873.00	702794.00	705667.00	0.50	1800.00	651711.00	653511.00	0.43	1274.00	710763.00	712037.00	0.41
16	MANIPUR	0.00	6498.00	6498.00	0.31	0.00	8704.00	8704.00	0.36	0.00	9136.00	9136.00	0.37
17	MEGHALAYA	3760.00	9702.00	13462.00	0.62	5000.00	9280.00	14280.00	0.52	5000.00	9280.00	14280.00	0.54
18	MIZORAM
19	NAGALAND
20	ORISSA	0.00	273071.00	273071.00	1.32	0.00	305799.00	305799.00	1.04	0.00	319258.00	319258.00	1.15
21	PUNJAB	10824.00	30127.00	40951.00	0.10	75.00	7010.00	7085.00	0.02	86250.00	7560.00	93810.00	0.18
22	RAJASTHAN
23	SIKKIM	689280.00	1745202.00	2434482.00	91.76	710557.00	2160698.00	2871255.00	92.18	81718.00	2283810.00	2365528.00	91.43
24	TAMIL NADU	0.00	70725.00	70725.00	0.09	0.00	63885.00	63885.00	0.07	0.00	73134.00	73134.00	0.07
25	TELANGANA	0.00	0.00	0.00	0.00	0.00	117701.00	117701.00	0.41	0.00	168012.00	168012.00	0.42
26	TRIPURA	370.00	12723.00	13093.00	0.24	880.00	24810.00	25690.00	0.42	1080.00	28220.00	29300.00	0.44
27	UTTARAKHAND
28	UTTAR PRADESH
29	WEST BENGAL	0.00	8848.00	8848.00	0.01	0.00	15107.00	15107.00	0.01	100000.00	16214.00	116214.00	0.10
TOTAL STATES		1270403.00	3418813.00	4689216.00	0.54	1184105.00	3752958.00	4937063.00	0.48	801770.00	4033197.00	4834967.00	0.42
30	A. & N. ISLANDS
31	CHANDIGARH	0.00	0.00	0.00	0.00	0.00	53.00	53.00	0.00	0.00	55.00	55.00	0.01
32	DADRA & NAGAR HAVELI	100.00	0.00	100.00	0.03	700.00	0.00	700.00	0.20	1000.00	0.00	1000.00	0.26
33	DAMAN & DIU
34	DELHI	63816.00	0.00	63816.00	0.14	71400.00	0.00	71400.00	0.14	305000.00	0.00	305000.00	0.50
35	LAKSHADWEEP
36	PUDUCHERRY	7859.00	0.00	7859.00	0.44	15058.00	0.00	15058.00	0.75	18266.00	0.00	18266.00	0.80
TOTAL U.T.		71775.00	0.00	71775.00	0.14	87158.00	53.00	87211.00	0.16	324266.00	55.00	324321.00	0.49
TOTAL (STATE & UTS)		1342178.00	3418813.00	4760991.00	0.52	1271263.00	3753011.00	5024274.00	0.46	1126036.00	4033252.00	5159288.00	0.43

..NICNET..

STATEMENT NO. (10): PLAN & NON-PLAN BUDGETED EXPENDITURE ON SECONDARY EDUCATION (Sub-head wise)

ACCOUNT: REVENUE ACCOUNT
PROGRAM: TEXTS BOOKS

(RUPEES IN THOUSANDS)

SL. NO.	STATE/UNION TERRITORY	2013-14(ACTUALS)				2014-15(R.E.)				2015-16(B.E.)			
		PLAN	NON-PLAN	TOTAL	% AGE TO TOTAL EXP. ON SEC. EDN.	PLAN	NON-PLAN	TOTAL	% AGE TO TOTAL EXP. ON SEC. EDN.	PLAN	NON-PLAN	TOTAL	% AGE TO TOTAL EXP. ON SEC. EDN.
1	ANDHRA PRADESH	0.00	3128423.00	3128423.00	4.63	0.00	995974.00	995974.00	1.97	0.00	825093.00	825093.00	1.52
2	ARUNACHAL PRADESH	0.00	0.00	0.00	0.00	410290.00	0.00	410290.00	17.30	30000.00	0.00	30000.00	1.09
3	ASSAM
4	BIHAR
5	CHHATTISGARH	283125.00	0.00	283125.00	1.52	414750.00	0.00	414750.00	1.37	578472.00	0.00	578472.00	1.75
6	GOA
7	GUJARAT	257485.00	0.00	257485.00	0.69	330000.00	0.00	330000.00	0.85	350000.00	0.00	350000.00	0.78
8	HARYANA
9	HIMACHAL PRADESH
10	JAMMU & KASHMIR
11	JHARKHAND	0.00	0.00	0.00	0.00	0.00	0.00	0.00	0.00	198000.00	0.00	198000.00	2.31
12	KARNATAKA
13	KERALA	0.00	494128.00	494128.00	2.38	0.00	536327.00	536327.00	1.12	0.00	557240.00	557240.00	0.96
14	MADHYA PRADESH
15	MAHARASHTRA
16	MANIPUR
17	MEGHALAYA	0.00	530.00	530.00	0.02	0.00	1258.00	1258.00	0.05	0.00	1258.00	1258.00	0.05
18	MIZORAM
19	NAGALAND	6500.00	0.00	6500.00	0.20	18.00	0.00	18.00	0.00	0.00	5018.00	5018.00	0.10
20	ORISSA
21	PUNJAB
22	RAJASTHAN
23	SIKKIM	10000.00	0.00	10000.00	0.38	10000.00	0.00	10000.00	0.32	0.00	0.00	0.00	0.00
24	TAMIL NADU	871508.00	0.00	871508.00	1.07	798068.00	0.00	798068.00	0.89	798068.00	0.00	798068.00	0.81
25	TELANGANA	0.00	0.00	0.00	0.00	0.00	389013.00	389013.00	1.34	0.00	466786.00	466786.00	1.18
26	TRIPURA
27	UTTARAKHAND
28	UTTAR PRADESH
29	WEST BENGAL	0.00	839.00	839.00	0.00	0.00	911.00	911.00	0.00	0.00	969.00	969.00	0.00
	TOTAL STATES	1428618.00	3623920.00	5052538.00	0.58	1963126.00	1923483.00	3886609.00	0.38	1954540.00	1856364.00	3810904.00	0.33
30	A. & N. ISLANDS	4898.00	5326.00	10224.00	0.90	9550.00	5741.00	15291.00	1.29	16300.00	6122.00	22422.00	1.65
31	CHANDIGARH
32	DADRA & NAGAR HAVELI
33	DAMAN & DIU
34	DELHI	972366.00	0.00	972366.00	2.13	990000.00	0.00	990000.00	2.01	1020000.00	0.00	1020000.00	1.66
35	LAKSHADWEEP
36	PUDUCHERRY
	TOTAL U.T.	977264.00	5326.00	982590.00	1.95	999550.00	5741.00	1005291.00	1.85	1036300.00	6122.00	1042422.00	1.56
	TOTAL (STATE & UTs)	2405882.00	3629246.00	6035128.00	0.66	2962676.00	1929224.00	4891900.00	0.45	2990840.00	1862486.00	4853326.00	0.40

..NICNET..

STATEMENT NO. (10): PLAN & NON-PLAN BUDGETED EXPENDITURE ON SECONDARY EDUCATION (Sub-head wise)

ACCOUNT: REVENUE ACCOUNT
PROGRAM: OTHER EXPENDITURE

(RUPEES IN THOUSANDS)

SL. NO.	STATE/UNION TERRITORY	2013-14(ACTUALS)				2014-15(R.E.)				2015-16(B.E.)			
		PLAN	NON-PLAN	TOTAL	% AGE TO TOTAL EXP. ON SEC. EDN.	PLAN	NON-PLAN	TOTAL	% AGE TO TOTAL EXP. ON SEC. EDN.	PLAN	NON-PLAN	TOTAL	% AGE TO TOTAL EXP. ON SEC. EDN.
1	ANDHRA PRADESH	1480787.00	853270.00	2334057.00	3.45	92265.00	1473521.00	1565786.00	3.09	68840.00	2872896.00	2941736.00	5.41
2	ARUNACHAL PRADESH	51898.00	0.00	51898.00	3.31	91664.00	2191.00	93855.00	3.96	916952.00	1500.00	918452.00	33.49
3	ASSAM	3640440.00	39376.00	3679816.00	13.08	2984491.00	20750.00	3005241.00	8.47	3514376.00	25713.00	3540089.00	9.30
4	BIHAR	642948.00	64691.00	707639.00	3.09	802501.00	81505.00	884006.00	2.39	2829400.00	81505.00	2910905.00	8.61
5	CHHATTISGARH	143495.00	79043.00	222538.00	1.19	431500.00	1000.00	432500.00	1.43	456900.00	1000.00	457900.00	1.38
6	GOA	952800.00	238722.00	1191522.00	20.74	758011.00	274950.00	1032961.00	18.80	1158511.00	322901.00	1481412.00	20.63
7	GUJARAT	231804.00	172807.00	404611.00	1.08	300872.00	190745.00	491617.00	1.26	149662.00	219468.00	369130.00	0.83
8	HARYANA	979276.00	58745.00	1038021.00	6.64	1424405.00	210870.00	1635275.00	6.91	1344400.00	236380.00	1580780.00	6.00
9	HIMACHAL PRADESH	1030155.00	675489.00	1705644.00	13.88	343285.00	904197.00	1247482.00	8.72	238367.00	862870.00	1101237.00	7.72
10	JAMMU & KASHMIR
11	JHARKHAND	704968.00	0.00	704968.00	12.83	1014927.00	0.00	1014927.00	13.25	902400.00	0.00	902400.00	10.54
12	KARNATAKA	27797.00	330589.00	358386.00	0.73	60000.00	372434.00	432434.00	0.72	60100.00	293100.00	353200.00	0.64
13	KERALA	66308.00	230441.00	296749.00	1.43	0.00	241170.00	241170.00	0.50	0.00	270234.00	270234.00	0.47
14	MADHYA PRADESH	35112.00	0.00	35112.00	0.12	87687.00	0.00	87687.00	0.24	193111.00	0.00	193111.00	0.46
15	MAHARASHTRA	660680.00	26641.00	687321.00	0.48	1600000.00	25471.00	1625471.00	1.06	1400000.00	26871.00	1426871.00	0.83
16	MANIPUR	163197.00	0.00	163197.00	7.71	158177.00	0.00	158177.00	6.52	85580.00	0.00	85580.00	3.49
17	MEGHALAYA	81311.00	4683.00	85994.00	3.94	594802.00	4952.00	599754.00	21.86	394802.00	6602.00	401404.00	15.19
18	MIZORAM	0.00	100.00	100.00	0.01	0.00	13241.00	13241.00	0.89	0.00	2730.00	2730.00	0.19
19	NAGALAND	37037.00	66069.00	103106.00	3.22	225000.00	119464.00	344464.00	9.10	228600.00	169520.00	398120.00	8.23
20	ORISSA	3014269.00	89610.00	3103879.00	15.05	7978427.00	95937.00	8074364.00	27.44	4997278.00	94382.00	5091660.00	18.34
21	PUNJAB	711244.00	187965.00	899209.00	2.25	1106103.00	200000.00	1306103.00	2.83	1576228.00	200000.00	1776228.00	3.41
22	RAJASTHAN	3289799.00	2413829.00	5703628.00	11.18	2530012.00	3226953.00	5756965.00	8.16	3875350.00	3535547.00	7410897.00	8.99
23	SIKKIM	27862.00	0.00	27862.00	1.05	26500.00	0.00	26500.00	0.85	20856.00	0.00	20856.00	0.81
24	TAMIL NADU	3574029.00	931241.00	4505270.00	5.54	4585029.00	966606.00	5551635.00	6.19	4735964.00	935505.00	5671469.00	5.78
25	TELANGANA	0.00	0.00	0.00	0.00	540509.00	324221.00	864730.00	2.98	1453302.00	369198.00	1822500.00	4.59
26	TRIPURA	796331.00	4161488.00	4957819.00	90.80	605682.00	4732693.00	5338375.00	86.59	541160.00	5179066.00	5720226.00	85.60
27	UTTARAKHAND	373672.00	138196.00	511868.00	2.83	1184649.00	167136.00	1351785.00	6.28	781382.00	176907.00	958289.00	4.14
28	UTTAR PRADESH	20374859.00	1635360.00	22010219.00	25.16	247000.00	1681782.00	1928782.00	3.27	337000.00	2049401.00	2386401.00	3.54
29	WEST BENGAL	5059283.00	2007206.00	7066489.00	8.31	12334803.00	1983591.00	14318394.00	14.01	17500661.00	2113576.00	19614237.00	16.27
	TOTAL STATES	48151361.00	14405561.00	62556922.00	7.19	42108301.00	17315380.00	59423681.00	5.79	49761182.00	20046872.00	69808054.00	6.13
30	A. & N. ISLANDS	26865.00	7264.00	34129.00	2.99	10230.00	7900.00	18130.00	1.53	25500.00	8300.00	33800.00	2.49
31	CHANDIGARH	2278.00	37312.00	39590.00	3.81	4800.00	41124.00	45924.00	3.99	3000.00	45793.00	48793.00	9.94
32	DADRA & NAGAR HAVELI
33	DAMAN & DIU	87502.00	0.00	87502.00	26.15	100100.00	0.00	100100.00	24.79	109000.00	0.00	109000.00	23.97
34	DELHI	7227864.00	12503923.00	19731787.00	43.18	8039200.00	13560660.00	21599860.00	43.77	12092600.00	17530970.00	29623570.00	48.34
35	LAKSHADWEEP	0.00	2503.00	2503.00	98.58	0.00	5000.00	5000.00	73.53	0.00	4000.00	4000.00	1.08
36	PUDUCHERRY	1023.00	1845.00	2868.00	0.16	7722.00	2302.00	10024.00	0.50	2932.00	4381.00	7313.00	0.32
	TOTAL U. T.	7345532.00	12552847.00	19898379.00	39.54	8162052.00	13616986.00	21779038.00	39.99	12233032.00	17593444.00	29826476.00	44.77
	TOTAL (STATE & UTS)	55496893.00	26958408.00	82455301.00	8.96	50270353.00	30932366.00	81202719.00	7.51	61994214.00	37640316.00	99634530.00	8.27

..NICNET..

STATEMENT NO. (11): PLAN & NON-PLAN BUDGETED EXPENDITURE ON ADULT EDUCATION

ACCOUNT: REVENUE ACCOUNT
PROGRAM: TOTAL EXPENDITURE

(RUPEES IN THOUSANDS)

SL. NO.	STATE/UNION TERRITORY	2013-14(ACTUALS)				2014-15(R.E.)				2015-16(B.E.)			
		PLAN	NON-PLAN	TOTAL	% AGE TO TOTAL EXP. ON EDUCATION	PLAN	NON-PLAN	TOTAL	% AGE TO TOTAL EXP. ON EDUCATION	PLAN	NON-PLAN	TOTAL	% AGE TO TOTAL EXP. ON EDUCATION
1	ANDHRA PRADESH	432600.00	195601.00	628201.00	0.36	0.00	242691.00	242691.00	0.18	0.00	79738.00	79738.00	0.05
2	ARUNACHAL PRADESH	0.00	51351.00	51351.00	0.82	73594.00	52458.00	126052.00	1.20	17701.00	55675.00	73376.00	0.54
3	ASSAM	3819.00	242148.00	245967.00	0.26	20739.00	301467.00	322206.00	0.23	33100.00	337367.00	370467.00	0.26
4	BIHAR	1530023.00	66191.00	1596214.00	1.19	4811757.00	80008.00	4891765.00	2.43	2723813.00	90680.00	2814493.00	1.34
5	CHHATTISGARH	18733.00	0.00	18733.00	0.03	87500.00	0.00	87500.00	0.10	152500.00	0.00	152500.00	0.16
6	GOA	680.00	13489.00	14169.00	0.14	3203.00	16232.00	19435.00	0.18	3005.00	19432.00	22437.00	0.16
7	GUJARAT	3745.00	21412.00	25157.00	0.02	7381.00	17526.00	24907.00	0.02	6.00	25245.00	25251.00	0.01
8	HARYANA	104790.00	6766.00	111556.00	0.15	40000.00	8300.00	48300.00	0.05	99000.00	10800.00	109800.00	0.10
9	HIMACHAL PRADESH	6177.00	0.00	6177.00	0.02	16280.00	81.00	16361.00	0.04	9200.00	88.00	9288.00	0.01
10	JAMMU & KASHMIR	0.00	0.00	0.00	0.00	0.00	154700.00	154700.00	0.43	0.00	274500.00	274500.00	0.71
11	JHARKHAND	0.00	0.00	0.00	0.00	40000.00	0.00	40000.00	0.08	40000.00	0.00	40000.00	0.06
12	KARNATAKA	74707.00	36174.00	110881.00	0.07	76500.00	36701.00	113201.00	0.06	61400.00	38400.00	99800.00	0.05
13	KERALA	176000.00	0.00	176000.00	0.20	126500.00	1.00	126501.00	0.10	180000.00	1.00	180001.00	0.12
14	MADHYA PRADESH	0.00	0.00	0.00	0.00	0.00	0.00	0.00	0.00	0.00	0.00	0.00	0.00
15	MAHARASHTRA	0.00	195591.00	195591.00	0.05	5250.00	179186.00	184436.00	0.05	105000.00	200591.00	305591.00	0.08
16	MANIPUR	2804.00	51311.00	54115.00	0.74	36222.00	102287.00	138509.00	1.58	36222.00	72665.00	108887.00	1.21
17	MEGHALAYA	2589.00	42997.00	45586.00	0.48	11000.00	48653.00	59653.00	0.57	11000.00	51703.00	62703.00	0.58
18	MIZORAM	9602.00	27368.00	36970.00	0.48	9235.00	35070.00	44305.00	0.50	3673.00	33090.00	36763.00	0.39
19	NAGALAND	0.00	0.00	0.00	0.00	0.00	21.00	21.00	0.00	25700.00	21.00	25721.00	0.16
20	ORISSA	61442.00	0.00	61442.00	0.08	14831.00	0.00	14831.00	0.01	53624.00	0.00	53624.00	0.05
21	PUNJAB	0.00	2855.00	2855.00	0.00	0.00	5600.00	5600.00	0.01	0.00	6200.00	6200.00	0.01
22	RAJASTHAN	213861.00	78733.00	292594.00	0.20	499264.00	95079.00	594343.00	0.29	771682.00	102943.00	874625.00	0.37
23	SIKKIM	1000.00	0.00	1000.00	0.02	1000.00	0.00	1000.00	0.02	0.00	0.00	0.00	0.00
24	TAMIL NADU	0.00	12056.00	12056.00	0.01	0.00	11639.00	11639.00	0.01	0.00	12235.00	12235.00	0.01
25	TELANGANA	0.00	0.00	0.00	0.00	0.00	145094.00	145094.00	0.20	300000.00	204395.00	504395.00	0.49
26	TRIPURA	20165.00	336641.00	356806.00	3.26	35075.00	434866.00	469941.00	3.58	40000.00	478755.00	518755.00	3.53
27	UTTARAKHAND	0.00	0.00	0.00	0.00	0.00	0.00	0.00	0.00	0.00	0.00	0.00	0.00
28	UTTAR PRADESH	19955.00	0.00	19955.00	0.01	261740.00	0.00	261740.00	0.09	472160.00	0.00	472160.00	0.13
29	WEST BENGAL	21055.00	32177.00	53232.00	0.03	163369.00	132962.00	296331.00	0.14	170776.00	47651.00	218427.00	0.08
	TOTAL STATES	2703747.00	1412861.00	4116608.00	0.16	6340440.00	2100622.00	8441062.00	0.27	5309562.00	2142175.00	7451737.00	0.21
30	A. & N. ISLANDS	0.00	8798.00	8798.00	0.24	0.00	9894.00	9894.00	0.26	0.00	10499.00	10499.00	0.24
31	CHANDIGARH	3600.00	8825.00	12425.00	0.28	3500.00	9696.00	13196.00	0.26	4100.00	10780.00	14880.00	0.32
32	DADRA & NAGAR HAVELI	0.00	719.00	719.00	0.07	0.00	1000.00	1000.00	0.08	0.00	1000.00	1000.00	0.06
33	DAMAN & DIU	270.00	1450.00	1720.00	0.23	100.00	1700.00	1800.00	0.19	100.00	1700.00	1800.00	0.16
34	DELHI	107290.00	867927.00	975217.00	1.47	127000.00	970101.00	1097101.00	1.51	127000.00	1167650.00	1294650.00	1.48
35	LAKSHADWEEP	0.00	0.00	0.00	0.00	0.00	0.00	0.00	0.00	0.00	0.00	0.00	0.00
36	PUDUCHERRY	0.00	5153.00	5153.00	0.09	0.00	5998.00	5998.00	0.09	0.00	7182.00	7182.00	0.09
	TOTAL U. T.	111160.00	892872.00	1004032.00	1.21	130600.00	998389.00	1128989.00	1.24	131200.00	1198811.00	1330011.00	1.23
	TOTAL (STATE & UTS)	2814907.00	2305733.00	5120640.00	0.20	6471040.00	3099011.00	9570051.00	0.30	5440762.00	3340986.00	8781748.00	0.24
	CENTRE TOTAL	4193200.00	25600.00	4218800.00	0.59	4572300.00	38100.00	4610400.00	0.65	5360000.00	36300.00	5396300.00	0.78
	GRAND TOTAL	7008107.00	2331333.00	9339440.00	0.28	11043340.00	3137111.00	14180451.00	0.36	10800762.00	3377286.00	14178048.00	0.33

..NICNET..

STATEMENT NO. (12): PLAN & NON-PLAN BUDGETED EXPENDITURE ON ADULT EDUCATION (Sub-head wise)

ACCOUNT: REVENUE ACCOUNT
PROGRAM: DIRECTION & ADMINISTRATION

(RUPEES IN THOUSANDS)

SL. NO.	STATE/UNION TERRITORY	2013-14(ACTUALS)				2014-15(R.E.)				2015-16(B.E.)			
		PLAN	NON-PLAN	TOTAL	% AGE TO TOTAL EXP. ON ADL. EDN.	PLAN	NON-PLAN	TOTAL	% AGE TO TOTAL EXP. ON ADL. EDN.	PLAN	NON-PLAN	TOTAL	% AGE TO TOTAL EXP. ON ADL. EDN.
1	ANDHRA PRADESH	0.00	195601.00	195601.00	31.14	0.00	242691.00	242691.00	100.00	0.00	79738.00	79738.00	100.00
2	ARUNACHAL PRADESH	0.00	51351.00	51351.00	100.00	0.00	52458.00	52458.00	41.62	13701.00	55675.00	69376.00	94.55
3	ASSAM	1719.00	242148.00	243867.00	99.15	8839.00	296204.00	305043.00	94.67	15911.00	331867.00	347778.00	93.88
4	BIHAR	0.00	14973.00	14973.00	0.94	0.00	18485.00	18485.00	0.38	0.00	21458.00	21458.00	0.76
5	CHHATTISGARH
6	GOA
7	GUJARAT	0.00	800.00	800.00	3.18	0.00	1000.00	1000.00	4.01	0.00	1000.00	1000.00	3.96
8	HARYANA
9	HIMACHAL PRADESH
10	JAMMU & KASHMIR
11	JHARKHAND
12	KARNATAKA	69707.00	10991.00	80698.00	72.78	71500.00	12438.00	83938.00	74.15	55900.00	12000.00	67900.00	68.04
13	KERALA	16000.00	0.00	16000.00	9.09	26500.00	0.00	26500.00	20.95	30000.00	0.00	30000.00	16.67
14	MADHYA PRADESH
15	MAHARASHTRA
16	MANIPUR	2804.00	51311.00	54115.00	100.00	36222.00	102287.00	138509.00	100.00	36222.00	72665.00	108887.00	100.00
17	MEGHALAYA	292.00	3494.00	3786.00	8.31	1086.00	4885.00	5971.00	10.01	1086.00	5235.00	6321.00	10.08
18	MIZORAM	9462.00	23755.00	33217.00	89.85	9135.00	30630.00	39765.00	89.75	3633.00	28650.00	32283.00	87.81
19	NAGALAND
20	ORISSA	13372.00	0.00	13372.00	21.76	14831.00	0.00	14831.00	100.00	13624.00	0.00	13624.00	25.41
21	PUNJAB
22	RAJASTHAN
23	SIKKIM
24	TAMIL NADU	0.00	12056.00	12056.00	100.00	0.00	11639.00	11639.00	100.00	0.00	12235.00	12235.00	100.00
25	TELANGANA	0.00	0.00	0.00	0.00	0.00	145094.00	145094.00	100.00	0.00	204395.00	204395.00	40.52
26	TRIPURA
27	UTTARAKHAND
28	UTTAR PRADESH
29	WEST BENGAL	0.00	15016.00	15016.00	28.21	0.00	15981.00	15981.00	5.39	0.00	17023.00	17023.00	7.79
	TOTAL STATES	113356.00	621496.00	734852.00	17.85	168113.00	933792.00	1101905.00	13.05	170077.00	841941.00	1012018.00	13.58
30	A. & N. ISLANDS
31	CHANDIGARH
32	DADRA & NAGAR HAVELI
33	DAMAN & DIU
34	DELHI	0.00	903.00	903.00	0.09	0.00	560.00	560.00	0.05	0.00	1000.00	1000.00	0.08
35	LAKSHADWEEP
36	PUDUCHERRY
	TOTAL U.T.	0.00	903.00	903.00	0.09	0.00	560.00	560.00	0.05	0.00	1000.00	1000.00	0.08
	TOTAL (STATE & UTs)	113356.00	622399.00	735755.00	14.37	168113.00	934352.00	1102465.00	11.52	170077.00	842941.00	1013018.00	11.54

..NICNET..

STATEMENT NO. (12): PLAN & NON-PLAN BUDGETED EXPENDITURE ON ADULT EDUCATION (Sub-head wise)

ACCOUNT: REVENUE ACCOUNT
PROGRAM: RURAL FUNCTIONAL LITERACY PROGRAMME

(RUPEES IN THOUSANDS)

SL. NO.	STATE/UNION TERRITORY	2013-14(ACTUALS)				2014-15(R.E.)				2015-16(B.E.)			
		PLAN	NON-PLAN	TOTAL	% AGE TO TOTAL EXP. ON ADL. EDN.	PLAN	NON-PLAN	TOTAL	% AGE TO TOTAL EXP. ON ADL. EDN.	PLAN	NON-PLAN	TOTAL	% AGE TO TOTAL EXP. ON ADL. EDN.
1	ANDHRA PRADESH
2	ARUNACHAL PRADESH
3	ASSAM	0.00	0.00	0.00	0.00	0.00	5263.00	5263.00	1.63	0.00	5500.00	5500.00	1.48
4	BIHAR
5	CHHATTISGARH
6	GOA
7	GUJARAT	0.00	20612.00	20612.00	81.93	375.00	16526.00	16901.00	67.86	0.00	24245.00	24245.00	96.02
8	HARYANA
9	HIMACHAL PRADESH	5277.00	0.00	5277.00	85.43	14111.00	0.00	14111.00	86.25	8900.00	0.00	8900.00	95.82
10	JAMMU & KASHMIR
11	JHARKHAND
12	KARNATAKA
13	KERALA	160000.00	0.00	160000.00	90.91	100000.00	1.00	100001.00	79.05	150000.00	1.00	150001.00	83.33
14	MADHYA PRADESH
15	MAHARASHTRA
16	MANIPUR
17	MEGHALAYA	0.00	0.00	0.00	0.00	0.00	220.00	220.00	0.37	0.00	220.00	220.00	0.35
18	MIZORAM	100.00	3533.00	3633.00	9.83	100.00	4360.00	4460.00	10.07	0.00	4360.00	4360.00	11.86
19	NAGALAND	0.00	0.00	0.00	0.00	0.00	21.00	21.00	100.00	0.00	21.00	21.00	0.08
20	ORISSA
21	PUNJAB
22	RAJASTHAN
23	SIKKIM
24	TAMIL NADU
25	TELANGANA
26	TRIPURA
27	UTTARAKHAND
28	UTTAR PRADESH
29	WEST BENGAL
TOTAL STATES		165377.00	24145.00	189522.00	4.60	114586.00	26391.00	140977.00	1.67	158900.00	34347.00	193247.00	2.59
30	A. & N. ISLANDS
31	CHANDIGARH
32	DADRA & NAGAR HAVELI
33	DAMAN & DIU
34	DELHI
35	LAKSHADWEEP
36	PUDUCHERRY
TOTAL U.T.		0.00	0.00	0.00	0.00	0.00	0.00	0.00	0.00	0.00	0.00	0.00	0.00
TOTAL (STATE & UTS)		165377.00	24145.00	189522.00	3.70	114586.00	26391.00	140977.00	1.47	158900.00	34347.00	193247.00	2.20

..NICNET..

STATEMENT NO. (12): PLAN & NON-PLAN BUDGETED EXPENDITURE ON ADULT EDUCATION (Sub-head wise)

ACCOUNT: REVENUE ACCOUNT
PROGRAM: STATE ADULT EDUCATION PROGRAMME

(RUPEES IN THOUSANDS)

SL. NO.	STATE/UNION TERRITORY	2013-14(ACTUALS)				2014-15(R.E.)				2015-16(B.E.)			
		PLAN	NON-PLAN	TOTAL	% AGE TO TOTAL EXP. ON ADL. EDN.	PLAN	NON-PLAN	TOTAL	% AGE TO TOTAL EXP. ON ADL. EDN.	PLAN	NON-PLAN	TOTAL	% AGE TO TOTAL EXP. ON ADL. EDN.
1	ANDHRA PRADESH
2	ARUNACHAL PRADESH
3	ASSAM	1700.00	0.00	1700.00	0.69	3800.00	0.00	3800.00	1.18	9300.00	0.00	9300.00	2.51
4	BIHAR
5	CHHATTISGARH
6	GOA
7	GUJARAT
8	HARYANA
9	HIMACHAL PRADESH
10	JAMMU & KASHMIR	0.00	0.00	0.00	0.00	0.00	154700.00	154700.00	100.00	0.00	274500.00	274500.00	100.00
11	JHARKHAND	0.00	0.00	0.00	0.00	40000.00	0.00	40000.00	100.00	40000.00	0.00	40000.00	100.00
12	KARNATAKA
13	KERALA
14	MADHYA PRADESH
15	MAHARASHTRA
16	MANIPUR
17	MEGHALAYA
18	MIZORAM	40.00	0.00	40.00	0.11	0.00	0.00	0.00	0.00	40.00	0.00	40.00	0.11
19	NAGALAND
20	ORISSA
21	PUNJAB
22	RAJASTHAN
23	SIKKIM
24	TAMIL NADU
25	TELANGANA
26	TRIPURA
27	UTTARAKHAND
28	UTTAR PRADESH	19851.00	0.00	19851.00	99.48	261740.00	0.00	261740.00	100.00	471435.00	0.00	471435.00	99.85
29	WEST BENGAL
	TOTAL STATES	21591.00	0.00	21591.00	0.52	305540.00	154700.00	460240.00	5.45	520775.00	274500.00	795275.00	10.67
30	A. & N. ISLANDS
31	CHANDIGARH
32	DADRA & NAGAR HAVELI
33	DAMAN & DIU
34	DELHI
35	LAKSHADWEEP
36	PUDUCHERRY
	TOTAL U.T.	0.00	0.00	0.00	0.00	0.00	0.00	0.00	0.00	0.00	0.00	0.00	0.00
	TOTAL (STATE & UTs)	21591.00	...	21591.00	0.42	305540.00	154700.00	460240.00	4.81	520775.00	274500.00	795275.00	9.06

..NICNET..

STATEMENT NO. (12): PLAN & NON-PLAN BUDGETED EXPENDITURE ON ADULT EDUCATION (Sub-head wise)

ACCOUNT: REVENUE ACCOUNT
PROGRAM: OTHER ADULT EDUCATION PROGRAMME

(RUPEES IN THOUSANDS)

SL. NO.	STATE/UNION TERRITORY	2013-14(ACTUALS)				2014-15(R.E.)				2015-16(B.E.)			
		PLAN	NON-PLAN	TOTAL	% AGE TO TOTAL EXP. ON ADL. EDN.	PLAN	NON-PLAN	TOTAL	% AGE TO TOTAL EXP. ON ADL. EDN.	PLAN	NON-PLAN	TOTAL	% AGE TO TOTAL EXP. ON ADL. EDN.
1	ANDHRA PRADESH	432600.00	0.00	432600.00	68.86	0.00	0.00	0.00	0.00	0.00	0.00	0.00	0.00
2	ARUNACHAL PRADESH	0.00	0.00	0.00	0.00	13594.00	0.00	13594.00	10.78	4000.00	0.00	4000.00	5.45
3	ASSAM
4	BIHAR	778422.00	51218.00	829640.00	51.98	3451072.00	61523.00	3512595.00	71.81	1694200.00	69222.00	1763422.00	62.66
5	CHHATTISGARH	18733.00	0.00	18733.00	100.00	87500.00	0.00	87500.00	100.00	152500.00	0.00	152500.00	100.00
6	GOA	617.00	13489.00	14106.00	99.56	3001.00	16232.00	19233.00	98.96	3001.00	19432.00	22433.00	99.98
7	GUJARAT	3144.00	0.00	3144.00	12.50	7004.00	0.00	7004.00	28.12	4.00	0.00	4.00	0.02
8	HARYANA	104790.00	6766.00	111556.00	100.00	40000.00	8300.00	48300.00	100.00	99000.00	10800.00	109800.00	100.00
9	HIMACHAL PRADESH
10	JAMMU & KASHMIR
11	JHARKHAND
12	KARNATAKA
13	KERALA
14	MADHYA PRADESH
15	MAHARASHTRA	0.00	45866.00	45866.00	23.45	5250.00	46350.00	51600.00	27.98	105000.00	51058.00	156058.00	51.07
16	MANIPUR
17	MEGHALAYA	2297.00	39503.00	41800.00	91.69	9914.00	43548.00	53462.00	89.62	9914.00	46248.00	56162.00	89.57
18	MIZORAM
19	NAGALAND	0.00	0.00	0.00	0.00	0.00	0.00	0.00	0.00	25700.00	0.00	25700.00	99.92
20	ORISSA	24507.00	0.00	24507.00	39.89	0.00	0.00	0.00	0.00	23200.00	0.00	23200.00	43.26
21	PUNJAB	0.00	2855.00	2855.00	100.00	0.00	5600.00	5600.00	100.00	0.00	6200.00	6200.00	100.00
22	RAJASTHAN	105659.00	73060.00	178719.00	61.08	374797.00	89363.00	464160.00	78.10	512864.00	96727.00	609591.00	69.70
23	SIKKIM	1000.00	0.00	1000.00	100.00	1000.00	0.00	1000.00	100.00	0.00	0.00	0.00	0.00
24	TAMIL NADU
25	TELANGANA	0.00	0.00	0.00	0.00	0.00	0.00	0.00	0.00	300000.00	0.00	300000.00	59.48
26	TRIPURA	20165.00	336641.00	356806.00	100.00	35075.00	434866.00	469941.00	100.00	40000.00	478755.00	518755.00	100.00
27	UTTARAKHAND
28	UTTAR PRADESH
29	WEST BENGAL	15609.00	0.00	15609.00	29.32	102929.00	0.00	102929.00	34.73	132976.00	0.00	132976.00	60.88
	TOTAL STATES	1507543.00	569398.00	2076941.00	50.45	4131136.00	705782.00	4836918.00	57.30	3102359.00	778442.00	3880801.00	52.08
30	A. & N. ISLANDS	0.00	7691.00	7691.00	87.42	0.00	8756.00	8756.00	88.50	0.00	9327.00	9327.00	88.84
31	CHANDIGARH
32	DADRA & NAGAR HAVELI	0.00	719.00	719.00	100.00	0.00	1000.00	1000.00	100.00	0.00	1000.00	1000.00	100.00
33	DAMAN & DIU	270.00	1450.00	1720.00	100.00	100.00	1700.00	1800.00	100.00	100.00	1700.00	1800.00	100.00
34	DELHI	0.00	497.00	497.00	0.05	0.00	600.00	600.00	0.05	0.00	650.00	650.00	0.05
35	LAKSHADWEEP
36	PUDUCHERRY	0.00	5153.00	5153.00	100.00	0.00	5998.00	5998.00	100.00	0.00	7182.00	7182.00	100.00
	TOTAL U.T.	270.00	15510.00	15780.00	1.57	100.00	18054.00	18154.00	1.61	100.00	19859.00	19959.00	1.50
	TOTAL (STATE & UTs)	1507813.00	584908.00	2092721.00	40.87	4131236.00	723836.00	4855072.00	50.73	3102459.00	798301.00	3900760.00	44.42

..NICNET..

STATEMENT NO. (12): PLAN & NON-PLAN BUDGETED EXPENDITURE ON ADULT EDUCATION (Sub-head wise)

ACCOUNT: REVENUE ACCOUNT
PROGRAM: OTHER EXPENDITURE

(RUPEES IN THOUSANDS)

SL. NO.	STATE/UNION TERRITORY	2013-14(ACTUALS)				2014-15(R.E.)				2015-16(B.E.)			
		PLAN	NON-PLAN	TOTAL	% AGE TO TOTAL EXP. ON ADL. EDN.	PLAN	NON-PLAN	TOTAL	% AGE TO TOTAL EXP. ON ADL. EDN.	PLAN	NON-PLAN	TOTAL	% AGE TO TOTAL EXP. ON ADL. EDN.
1	ANDHRA PRADESH
2	ARUNACHAL PRADESH	0.00	0.00	0.00	0.00	60000.00	0.00	60000.00	47.60	0.00	0.00	0.00	0.00
3	ASSAM	400.00	0.00	400.00	0.16	8100.00	0.00	8100.00	2.51	7889.00	0.00	7889.00	2.13
4	BIHAR	751601.00	0.00	751601.00	47.09	1360685.00	0.00	1360685.00	27.82	1029613.00	0.00	1029613.00	36.58
5	CHHATTISGARH
6	GOA	63.00	0.00	63.00	0.44	202.00	0.00	202.00	1.04	4.00	0.00	4.00	0.02
7	GUJARAT	601.00	0.00	601.00	2.39	2.00	0.00	2.00	0.01	2.00	0.00	2.00	0.01
8	HARYANA
9	HIMACHAL PRADESH	900.00	0.00	900.00	14.57	2169.00	81.00	2250.00	13.75	300.00	88.00	388.00	4.18
10	JAMMU & KASHMIR
11	JHARKHAND
12	KARNATAKA	5000.00	25183.00	30183.00	27.22	5000.00	24263.00	29263.00	25.85	5500.00	26400.00	31900.00	31.96
13	KERALA
14	MADHYA PRADESH
15	MAHARASHTRA	0.00	149725.00	149725.00	76.55	0.00	132836.00	132836.00	72.02	0.00	149533.00	149533.00	48.93
16	MANIPUR
17	MEGHALAYA
18	MIZORAM	0.00	80.00	80.00	0.22	0.00	80.00	80.00	0.18	0.00	80.00	80.00	0.22
19	NAGALAND
20	ORISSA	23563.00	0.00	23563.00	38.35	0.00	0.00	0.00	0.00	16800.00	0.00	16800.00	31.33
21	PUNJAB
22	RAJASTHAN	108202.00	5673.00	113875.00	38.92	124467.00	5716.00	130183.00	21.90	258818.00	6216.00	265034.00	30.30
23	SIKKIM
24	TAMIL NADU
25	TELANGANA
26	TRIPURA
27	UTTARAKHAND
28	UTTAR PRADESH	104.00	0.00	104.00	0.52	0.00	0.00	0.00	0.00	725.00	0.00	725.00	0.15
29	WEST BENGAL	5446.00	17161.00	22607.00	42.47	60440.00	116981.00	177421.00	59.87	37800.00	30628.00	68428.00	31.33
	TOTAL STATES	895880.00	197822.00	1093702.00	26.57	1621065.00	279957.00	1901022.00	22.52	1357451.00	212945.00	1570396.00	21.07
30	A. & N. ISLANDS	0.00	1107.00	1107.00	12.58	0.00	1138.00	1138.00	11.50	0.00	1172.00	1172.00	11.16
31	CHANDIGARH	3600.00	8825.00	12425.00	100.00	3500.00	9696.00	13196.00	100.00	4100.00	10780.00	14880.00	100.00
32	DADRA & NAGAR HAVELI
33	DAMAN & DIU
34	DELHI	107290.00	866527.00	973817.00	99.86	127000.00	968941.00	1095941.00	99.89	127000.00	1166000.00	1293000.00	99.87
35	LAKSHADWEEP
36	PUDUCHERRY
	TOTAL U.T.	110890.00	876459.00	987349.00	98.34	130500.00	979775.00	1110275.00	98.34	131100.00	1177952.00	1309052.00	98.42
	TOTAL (STATE & UTs)	1006770.00	1074281.00	2081051.00	40.64	1751565.00	1259732.00	3011297.00	31.47	1488551.00	1390897.00	2879448.00	32.79

..NICNET..

STATEMENT NO. (13): PLAN & NON-PLAN BUDGETED EXPENDITURE ON UNIVERSITY/DL/SCHOLARSHIP

ACCOUNT: REVENUE ACCOUNT
PROGRAM: TOTAL EXPENDITURE

(RUPEES IN THOUSANDS)

SL. NO.	STATE/UNION TERRITORY	2013-14(ACTUALS)				2014-15(R.E.)				2015-16(B.E.)			
		PLAN	NON-PLAN	TOTAL	% AGE TO TOTAL EXP. ON EDUCATION	PLAN	NON-PLAN	TOTAL	% AGE TO TOTAL EXP. ON EDUCATION	PLAN	NON-PLAN	TOTAL	% AGE TO TOTAL EXP. ON EDUCATION
1	ANDHRA PRADESH	1011559.00	23274888.00	24286447.00	13.82	330479.00	21526324.00	21856803.00	16.57	446576.00	21752273.00	22198849.00	14.30
2	ARUNACHAL PRADESH	161490.00	307307.00	468797.00	7.50	335434.00	366497.00	701931.00	6.67	560743.00	424019.00	984762.00	7.25
3	ASSAM	985630.00	10422003.00	11407633.00	12.15	2059830.00	17082040.00	19141870.00	13.69	1522000.00	17278957.00	18800957.00	13.41
4	BIHAR	1605407.00	28238425.00	29843832.00	22.31	3485400.00	34839535.00	38324935.00	19.06	2760192.00	29981146.00	32741338.00	15.57
5	CHHATTISGARH	2109013.00	2440216.00	4549229.00	7.69	2836078.00	3525170.00	6361248.00	7.38	3433628.00	3674050.00	7107678.00	7.62
6	GOA	402181.00	1051315.00	1453496.00	14.29	525184.00	1211200.00	1736384.00	16.26	711208.00	1264700.00	1975908.00	14.48
7	GUJARAT	892504.00	10021218.00	10913722.00	7.67	3790599.00	13568650.00	17359249.00	10.58	4391806.00	11570676.00	15962482.00	8.95
8	HARYANA	2256998.00	6672142.00	8929140.00	12.34	3917700.00	7187631.00	11105331.00	11.80	4271500.00	8163686.00	12435186.00	10.82
9	HIMACHAL PRADESH	916697.00	1647586.00	2564283.00	7.05	1212410.00	1995980.00	3208390.00	7.08	1968745.00	2297016.00	4265761.00	5.62
10	JAMMU & KASHMIR	0.00	4507632.00	4507632.00	15.17	733276.00	4407249.00	5140525.00	14.26	0.00	4787367.00	4787367.00	12.30
11	JHARKHAND	343374.00	4905621.00	5248995.00	14.84	1378700.00	7640261.00	9018961.00	17.16	2549080.00	9063075.00	11612155.00	17.81
12	KARNATAKA	5078553.00	15430193.00	20508746.00	12.67	7808193.00	17477554.00	25285747.00	12.46	7539600.00	20181300.00	27720900.00	14.55
13	KERALA	2179824.00	16160959.00	18340783.00	20.67	2728665.00	17740423.00	20469088.00	16.64	4744700.00	20699904.00	25444604.00	17.08
14	MADHYA PRADESH	420531.00	10610703.00	11031234.00	10.20	904735.00	11562432.00	12467167.00	9.73	1607746.00	14584170.00	16191916.00	10.86
15	MAHARASHTRA	403169.00	45989144.00	46392313.00	12.88	349375.00	40850865.00	41200240.00	10.88	250430.00	44864121.00	45114551.00	11.07
16	MANIPUR	99213.00	1267121.00	1366334.00	18.79	723000.00	1494964.00	2217964.00	25.34	723000.00	1564569.00	2287569.00	25.46
17	MEGHALAYA	129935.00	1291411.00	1421346.00	14.89	147000.00	895591.00	1042591.00	10.00	151400.00	1158127.00	1309527.00	12.11
18	MIZORAM	574613.00	448107.00	1022720.00	13.35	615022.00	562551.00	1177573.00	13.40	697088.00	563157.00	1260245.00	13.24
19	NAGALAND	34952.00	870215.00	905167.00	10.91	327000.00	694264.00	1021264.00	8.49	756400.00	986860.00	1743260.00	11.11
20	ORISSA	4148146.00	9753191.00	13901337.00	18.47	6839098.00	11802277.00	18641375.00	17.30	7092000.00	11444980.00	18536980.00	15.61
21	PUNJAB	285663.00	4931439.00	5217102.00	8.30	500000.00	6215337.00	6715337.00	8.24	475356.00	6026827.00	6502183.00	7.18
22	RAJASTHAN	824581.00	9811150.00	10635731.00	7.10	1228032.00	8975745.00	10203777.00	5.03	1583653.00	9181357.00	10765010.00	4.59
23	SIKKIM	144792.00	55669.00	200461.00	3.32	152726.00	53816.00	206542.00	3.17	180433.00	59588.00	240021.00	3.72
24	TAMIL NADU	549545.00	17763975.00	18313520.00	9.31	448061.00	20846631.00	21294692.00	9.34	406626.00	23187893.00	23594519.00	9.82
25	TELANGANA	0.00	0.00	0.00	0.00	311448.00	10549559.00	10861007.00	14.64	145527.00	14706397.00	14851924.00	14.46
26	TRIPURA	38206.00	653654.00	691860.00	6.32	26460.00	850935.00	877395.00	6.68	34760.00	951410.00	986170.00	6.71
27	UTTARAKHAND	434942.00	1685222.00	2120164.00	5.53	638276.00	1981387.00	2619663.00	5.55	721892.00	2195373.00	2917265.00	5.76
28	UTTAR PRADESH	200885.00	21655682.00	21856567.00	7.80	410977.00	18817315.00	19228292.00	6.84	479096.00	19411232.00	19890328.00	5.39
29	WEST BENGAL	1421739.00	20837397.00	22259136.00	13.25	1902759.00	20992185.00	22894944.00	11.20	13572302.00	21965606.00	35537908.00	13.35
TOTAL STATES		27654142.00	272703585.00	300357727.00	11.85	46665917.00	305714368.00	352380285.00	11.40	63777487.00	323989836.00	387767323.00	10.97
30	A. & N. ISLANDS	141598.00	113722.00	255320.00	7.05	160762.00	124426.00	285188.00	7.38	239600.00	137431.00	377031.00	8.65
31	CHANDIGARH	31540.00	1155940.00	1187480.00	27.02	51700.00	1260003.00	1311703.00	26.29	65400.00	1358338.00	1423738.00	31.00
32	DADRA & NAGAR HAVELI	20000.00	0.00	20000.00	1.89	35000.00	0.00	35000.00	2.67	140000.00	0.00	140000.00	9.10
33	DAMAN & DIU	20974.00	26629.00	47603.00	6.43	40000.00	29700.00	69700.00	7.37	50100.00	30700.00	80800.00	7.19
34	DELHI	377480.00	1400000.00	1777480.00	2.69	587000.00	1365000.00	1952000.00	2.69	1565000.00	1590000.00	3155000.00	3.60
35	LAKSHADWEEP	0.00	0.00	0.00	0.00	135000.00	0.00	135000.00	12.03	150000.00	0.00	150000.00	12.43
36	PUDUCHERRY	627859.00	487966.00	1115825.00	20.02	680271.00	532436.00	1212707.00	19.18	1309711.00	619005.00	1928716.00	24.82
TOTAL U. T.		1219451.00	3184257.00	4403708.00	5.33	1689733.00	3311565.00	5001298.00	5.49	3519811.00	3735474.00	7255285.00	6.70
TOTAL (STATE & UTS)		28873593.00	275887842.00	304761435.00	11.64	48355650.00	309025933.00	357381583.00	11.23	67297298.00	327725310.00	395022608.00	10.84
CENTRE TOTAL		73210000.00	73943000.00	147153000.00	20.58	64153500.00	73676100.00	137829600.00	19.54	87550000.00	74055900.00	161605900.00	23.40
GRAND TOTAL		102083593.00	349830842.00	451914435.00	13.56	112509150.00	382702033.00	495211183.00	12.74	154847298.00	401781210.00	556628508.00	12.85

..NICNET..

STATEMENT NO. (14): PLAN & NON-PLAN BUDGETED EXPENDITURE ON UNIVERSITY/DL/SCHOLARSHIP (Sub-head wise)

ACCOUNT: REVENUE ACCOUNT
PROGRAM: DIRECTION & ADMINISTRATION

(RUPEES IN THOUSANDS)

SL. NO.	STATE/UNION TERRITORY	2013-14(ACTUALS)				2014-15(R.E.)				2015-16(B.E.)			
		PLAN	NON-PLAN	TOTAL	% AGE TO TOTAL EXP. ON UNV. EDN.	PLAN	NON-PLAN	TOTAL	% AGE TO TOTAL EXP. ON UNV. EDN.	PLAN	NON-PLAN	TOTAL	% AGE TO TOTAL EXP. ON UNV. EDN.
1	ANDHRA PRADESH	2978.00	191269.00	194247.00	0.80	4250.00	169250.00	173500.00	0.79	4500.00	156540.00	161040.00	0.73
2	ARUNACHAL PRADESH	6700.00	22329.00	29029.00	6.19	125217.00	25887.00	151104.00	21.53	2400.00	33568.00	35968.00	3.65
3	ASSAM	13566.00	25671.00	39237.00	0.34	69125.00	66995.00	136120.00	0.71	77557.00	60382.00	137939.00	0.73
4	BIHAR	0.00	27400.00	27400.00	0.09	0.00	53660.00	53660.00	0.14	0.00	92629.00	92629.00	0.28
5	CHHATTISGARH	102500.00	31562.00	134062.00	2.95	405588.00	46820.00	452408.00	7.11	623928.00	50480.00	674408.00	9.49
6	GOA	30773.00	0.00	30773.00	2.12	43200.00	0.00	43200.00	2.49	44200.00	0.00	44200.00	2.24
7	GUJARAT	100.00	10722.00	10822.00	0.10	0.00	7985.00	7985.00	0.05	0.00	7578.00	7578.00	0.05
8	HARYANA	134865.00	377280.00	512145.00	5.74	180853.00	475831.00	656684.00	5.91	257898.00	559634.00	817532.00	6.57
9	HIMACHAL PRADESH	0.00	100101.00	100101.00	2.22	0.00	98970.00	98970.00	1.93	0.00	112870.00	112870.00	2.36
10	JAMMU & KASHMIR	0.00	10012.00	10012.00	0.19	0.00	16740.00	16740.00	0.19	0.00	16581.00	16581.00	0.14
11	JHARKHAND	15066.00	110574.00	125640.00	0.61	22592.00	163556.00	186148.00	0.74	19400.00	110800.00	130200.00	0.47
12	KARNATAKA	7764.00	229910.00	237674.00	1.30	6000.00	250496.00	256496.00	1.25	22000.00	291524.00	313524.00	1.23
13	KERALA	14286.00	127810.00	142096.00	1.29	45500.00	179971.00	225471.00	1.81	67838.00	171309.00	239147.00	1.48
14	MADHYA PRADESH	0.00	21865.00	21865.00	1.87	4700.00	21681.00	26381.00	1.19	4700.00	20433.00	25133.00	1.10
15	MAHARASHTRA	3730.00	21865.00	25595.00	1.87	4700.00	21681.00	26381.00	1.19	4700.00	20433.00	25133.00	1.10
16	MANIPUR	387.00	17155.00	17542.00	1.23	659.00	17530.00	18189.00	1.74	659.00	20530.00	21189.00	1.62
17	MEGHALAYA	7044.00	37956.00	45000.00	4.40	8484.00	38061.00	46545.00	3.95	8251.00	28530.00	36781.00	2.92
18	MIZORAM	11730.00	87799.00	99529.00	11.00	0.00	50008.00	50008.00	4.90	0.00	269071.00	269071.00	15.43
19	NAGALAND	0.00	89038.00	89038.00	0.64	0.00	112535.00	112535.00	0.60	0.00	121651.00	121651.00	0.66
20	ORISSA	0.00	500.00	500.00	0.01	0.00	905.00	905.00	0.01	0.00	1155.00	1155.00	0.02
21	PUNJAB	2125.00	114460.00	116585.00	1.10	3050.00	114744.00	117794.00	1.15	5050.00	123322.00	128372.00	1.19
22	RAJASTHAN	0.00	115360.00	115360.00	0.63	0.00	112982.00	112982.00	0.53	0.00	152163.00	152163.00	0.64
23	SIKKIM	0.00	0.00	0.00	0.00	1868.00	128882.00	130750.00	1.20	1868.00	143611.00	145479.00	0.98
24	TAMIL NADU	10716.00	25711.00	36427.00	5.27	880.00	67255.00	68135.00	7.77	880.00	75755.00	76635.00	7.77
25	TELANGANA	0.00	31915.00	31915.00	1.51	0.00	40616.00	40616.00	1.55	0.00	44333.00	44333.00	1.52
26	TRIPURA	0.00	96147.00	96147.00	0.44	0.00	100539.00	100539.00	0.52	0.00	122687.00	122687.00	0.62
27	UTTARAKHAND	0.00	106533.00	106533.00	0.48	0.00	117295.00	117295.00	0.51	0.00	125072.00	125072.00	0.35
28	UTTAR PRADESH	0.00	106533.00	106533.00	0.48	0.00	117295.00	117295.00	0.51	0.00	125072.00	125072.00	0.35
29	WEST BENGAL	0.00	106533.00	106533.00	0.48	0.00	117295.00	117295.00	0.51	0.00	125072.00	125072.00	0.35
	TOTAL STATES	364330.00	2009079.00	2373409.00	0.79	921966.00	2479194.00	3401160.00	0.97	1141129.00	2912208.00	4053337.00	1.05
30	A. & N. ISLANDS
31	CHANDIGARH
32	DADRA & NAGAR HAVELI	20000.00	0.00	20000.00	100.00	35000.00	0.00	35000.00	100.00	140000.00	0.00	140000.00	100.00
33	DAMAN & DIU
34	DELHI	12245.00	0.00	12245.00	0.69	25000.00	0.00	25000.00	1.28	30000.00	0.00	30000.00	0.95
35	LAKSHADWEEP
36	PUDUCHERRY
	TOTAL U.T.	32245.00	0.00	32245.00	0.73	60000.00	0.00	60000.00	1.20	170000.00	0.00	170000.00	2.34
	TOTAL (STATE & UTs)	396575.00	2009079.00	2405654.00	0.79	981966.00	2479194.00	3461160.00	0.97	1311129.00	2912208.00	4223337.00	1.07

..NICNET..

STATEMENT NO. (14): PLAN & NON-PLAN BUDGETED EXPENDITURE ON UNIVERSITY/DL/SCHOLARSHIP (Sub-head wise)

ACCOUNT: REVENUE ACCOUNT
PROGRAM: ASSISTANCE TO UNIVERSITIES

(RUPEES IN THOUSANDS)

SL. NO.	STATE/UNION TERRITORY	2013-14(ACTUALS)				2014-15(R.E.)				2015-16(B.E.)			
		PLAN	NON-PLAN	TOTAL	% AGE TO TOTAL EXP. ON UNV. EDN.	PLAN	NON-PLAN	TOTAL	% AGE TO TOTAL EXP. ON UNV. EDN.	PLAN	NON-PLAN	TOTAL	% AGE TO TOTAL EXP. ON UNV. EDN.
1	ANDHRA PRADESH	50732.00	6953569.00	7004301.00	28.84	20000.00	7541059.00	7561059.00	34.59	0.00	9541714.00	9541714.00	42.98
2	ARUNACHAL PRADESH
3	ASSAM	382000.00	1365080.00	1747080.00	15.32	222000.00	2056100.00	2278100.00	11.90	223000.00	1751011.00	1974011.00	10.50
4	BIHAR	1266483.00	26716674.00	27983157.00	93.77	2999902.00	33200489.00	36200391.00	94.46	2380003.00	28294032.00	30674035.00	93.69
5	CHHATTISGARH	493331.00	180000.00	673331.00	14.80	390600.00	180000.00	570600.00	8.97	371500.00	180000.00	551500.00	7.76
6	GOA	80000.00	215225.00	295225.00	20.31	111500.00	240000.00	351500.00	20.24	111500.00	260000.00	371500.00	18.80
7	GUJARAT	611042.00	2230637.00	2841679.00	26.04	3263966.00	2675159.00	5939125.00	34.21	3488866.00	2817863.00	6306729.00	39.51
8	HARYANA	1282300.00	600000.00	1882300.00	21.08	1980000.00	660000.00	2640000.00	23.77	2220000.00	730000.00	2950000.00	23.72
9	HIMACHAL PRADESH	489400.00	5000.00	494400.00	19.28	524100.00	1500.00	525600.00	16.38	480400.00	60000.00	540400.00	12.67
10	JAMMU & KASHMIR	0.00	2594450.00	2594450.00	57.56	0.00	2166300.00	2166300.00	42.14	0.00	1495001.00	1495001.00	31.23
11	JHARKHAND	343374.00	4695716.00	5039090.00	96.00	1378700.00	7394628.00	8773328.00	97.28	2549080.00	8173083.00	10722163.00	92.34
12	KARNATAKA	979809.00	3863613.00	4843422.00	23.62	1216100.00	4393300.00	5609400.00	22.18	786400.00	5754200.00	6540600.00	23.59
13	KERALA	956212.00	3430981.00	4387193.00	23.92	1185000.00	4200849.00	5385849.00	26.31	1134100.00	5079474.00	6213574.00	24.42
14	MADHYA PRADESH	109578.00	419600.00	529178.00	4.80	115451.00	419705.00	535156.00	4.29	108356.00	419705.00	528061.00	3.26
15	MAHARASHTRA	287604.00	4459831.00	4747435.00	10.23	223107.00	3826968.00	4050075.00	9.83	158740.00	4007779.00	4166519.00	9.24
16	MANIPUR
17	MEGHALAYA	0.00	0.00	0.00	0.00	1.00	23.00	24.00	0.00	1.00	23.00	24.00	0.00
18	MIZORAM
19	NAGALAND
20	ORISSA	481200.00	1730745.00	2211945.00	15.91	1210005.00	1832403.00	3042408.00	16.32	1250000.00	1981792.00	3231792.00	17.43
21	PUNJAB	278663.00	1198360.00	1477023.00	28.31	0.00	1606349.00	1606349.00	23.92	10.00	1300864.00	1300874.00	20.01
22	RAJASTHAN	280050.00	2264090.00	2544140.00	23.92	287411.00	1900010.00	2187421.00	21.44	393073.00	1988510.00	2381583.00	22.12
23	SIKKIM
24	TAMIL NADU	548854.00	2970363.00	3519217.00	19.22	447659.00	3132949.00	3580608.00	16.81	404487.00	2478912.00	2883399.00	12.22
25	TELANGANA	0.00	0.00	0.00	0.00	211735.00	2920276.00	3132011.00	28.84	45067.00	4165132.00	4210199.00	28.35
26	TRIPURA
27	UTTARAKHAND	141040.00	415600.00	556640.00	26.25	136876.00	384716.00	521592.00	19.91	162405.00	395000.00	557405.00	19.11
28	UTTAR PRADESH	41385.00	1168153.00	1209538.00	5.53	50015.00	1272791.00	1322806.00	6.88	52515.00	1307071.00	1359586.00	6.84
29	WEST BENGAL	883719.00	7398222.00	8281941.00	37.21	1272687.00	7702627.00	8975314.00	39.20	1501000.00	7726491.00	9227491.00	25.97
	TOTAL STATES	9986776.00	74875909.00	84862685.00	28.25	17246815.00	89708201.00	106955016.00	30.35	17820503.00	89907657.00	107728160.00	27.78
30	A. & N. ISLANDS
31	CHANDIGARH
32	DADRA & NAGAR HAVELI
33	DAMAN & DIU
34	DELHI	50000.00	0.00	50000.00	2.81	50000.00	0.00	50000.00	2.56	50000.00	0.00	50000.00	1.58
35	LAKSHADWEEP
36	PUDUCHERRY	492.00	0.00	492.00	0.04	0.00	0.00	0.00	0.00	292.00	0.00	292.00	0.02
	TOTAL U.T.	50492.00	0.00	50492.00	1.15	50000.00	0.00	50000.00	1.00	50292.00	0.00	50292.00	0.69
	TOTAL (STATE & UTS)	10037268.00	74875909.00	84913177.00	27.86	17296815.00	89708201.00	107005016.00	29.94	17870795.00	89907657.00	107778452.00	27.28

..NICNET..

STATEMENT NO. (14): PLAN & NON-PLAN BUDGETED EXPENDITURE ON UNIVERSITY/DL/SCHOLARSHIP (Sub-head wise)

ACCOUNT: REVENUE ACCOUNT
PROGRAM: GOVERNMENT COLLEGES

(RUPEES IN THOUSANDS)

SL. NO.	STATE/UNION TERRITORY	2013-14(ACTUALS)				2014-15(R.E.)				2015-16(B.E.)			
		PLAN	NON-PLAN	TOTAL	% AGE TO TOTAL EXP. ON UNV. EDN.	PLAN	NON-PLAN	TOTAL	% AGE TO TOTAL EXP. ON UNV. EDN.	PLAN	NON-PLAN	TOTAL	% AGE TO TOTAL EXP. ON UNV. EDN.
1	ANDHRA PRADESH	941722.00	8702040.00	9643762.00	39.71	79729.00	8493670.00	8573399.00	39.23	37827.00	6302367.00	6340194.00	28.56
2	ARUNACHAL PRADESH	53290.00	281640.00	334930.00	71.44	0.00	340610.00	340610.00	48.52	73913.00	390451.00	464364.00	47.15
3	ASSAM	497964.00	8733593.00	9231557.00	80.92	1480505.00	14540252.00	16020757.00	83.69	1101475.00	15228441.00	16329916.00	86.86
4	BIHAR	0.00	426072.00	426072.00	1.43	0.00	474762.00	474762.00	1.24	0.00	485545.00	485545.00	1.48
5	CHHATTISGARH	1119402.00	1885106.00	3004508.00	66.04	1518890.00	2937650.00	4456540.00	70.06	2307200.00	3082870.00	5390070.00	75.83
6	GOA	144641.00	87098.00	231739.00	15.94	171670.00	120700.00	292370.00	16.84	196700.00	132200.00	328900.00	16.65
7	GUJARAT	242262.00	441319.00	683581.00	6.26	378533.00	485506.00	864039.00	4.98	862840.00	512144.00	1374984.00	8.61
8	HARYANA	0.00	2210390.00	2210390.00	24.75	0.00	2605200.00	2605200.00	23.46	0.00	3067552.00	3067552.00	24.67
9	HIMACHAL PRADESH	27900.00	1593711.00	1621611.00	63.24	148220.00	1930039.00	2078259.00	64.78	1016800.00	2173423.00	3190223.00	74.79
10	JAMMU & KASHMIR	0.00	1591098.00	1591098.00	35.30	733276.00	1913967.00	2647243.00	51.50	0.00	2926976.00	2926976.00	61.14
11	JHARKHAND	0.00	199893.00	199893.00	3.81	0.00	228893.00	228893.00	2.54	0.00	873411.00	873411.00	7.52
12	KARNATAKA	3630916.00	3446128.00	7077044.00	34.51	5981849.00	4729003.00	10710852.00	42.36	6196400.00	5789900.00	11986300.00	43.24
13	KERALA	307304.00	2593190.00	2900494.00	15.81	366815.00	2592203.00	2959018.00	14.46	733825.00	3626251.00	4360076.00	17.14
14	MADHYA PRADESH	220826.00	9585296.00	9806122.00	88.89	647284.00	10344654.00	10991938.00	88.17	685352.00	11041655.00	11727007.00	72.43
15	MAHARASHTRA	98613.00	101929.00	200542.00	0.43	83648.00	964288.00	1047936.00	2.54	15103.00	994807.00	1046310.00	2.32
16	MANIPUR	52477.00	1186288.00	1238765.00	90.66	166000.00	1405635.00	1571635.00	70.86	166000.00	1475807.00	1641807.00	71.77
17	MEGHALAYA	75426.00	207502.00	282928.00	19.91	59806.00	22437.00	82243.00	7.89	59806.00	240967.00	300773.00	22.97
18	MIZORAM	518372.00	371281.00	889653.00	86.99	480244.00	479260.00	959504.00	81.48	607300.00	479088.00	1086388.00	86.20
19	NAGALAND	8222.00	717393.00	725615.00	80.16	0.00	579293.00	579293.00	56.72	0.00	625743.00	625743.00	35.89
20	ORISSA	95845.00	2088563.00	2184408.00	15.71	260004.00	3128522.00	3388526.00	18.18	290000.00	2620477.00	2910477.00	15.70
21	PUNJAB	7000.00	1377987.00	1384987.00	26.55	500000.00	1850775.00	2350775.00	35.01	339510.00	1871198.00	2210708.00	34.00
22	RAJASTHAN	53680.00	7017319.00	7070999.00	66.48	200311.00	6510214.00	6710525.00	65.77	287214.00	6683356.00	6970570.00	64.75
23	SIKKIM	144792.00	55669.00	200461.00	100.00	152726.00	53816.00	206542.00	100.00	180433.00	59588.00	240021.00	100.00
24	TAMIL NADU	302.00	5385877.00	5386179.00	29.41	2.00	5689179.00	5689181.00	26.72	2.00	7096009.00	7096011.00	30.07
25	TELANGANA	0.00	0.00	0.00	0.00	84417.00	5470022.00	5554439.00	51.14	80663.00	7630059.00	7710722.00	51.92
26	TRIPURA	19860.00	627557.00	647417.00	93.58	14680.00	783430.00	798110.00	90.96	24380.00	875305.00	899685.00	91.23
27	UTTARAKHAND	261913.00	735507.00	997420.00	47.04	418592.00	1045603.00	1464195.00	55.89	481584.00	1160588.00	1642172.00	56.29
28	UTTAR PRADESH	11100.00	1684613.00	1695713.00	7.76	39586.00	1779763.00	1819349.00	9.46	57934.00	2148770.00	2206704.00	11.09
29	WEST BENGAL	94830.00	1920877.00	2015707.00	9.06	121872.00	2116974.00	2238846.00	9.78	32710.00	2275801.00	2308511.00	6.50
TOTAL STATES		8628659.00	65254936.00	73883595.00	24.60	14088659.00	83616320.00	97704979.00	27.73	15871371.00	91870749.00	107742120.00	27.79
30	A. & N. ISLANDS	141598.00	103034.00	244632.00	95.81	160762.00	114426.00	275188.00	96.49	239600.00	124581.00	364181.00	96.59
31	CHANDIGARH	21540.00	662611.00	684151.00	57.61	44200.00	751578.00	795778.00	60.67	56200.00	829333.00	885533.00	62.20
32	DADRA & NAGAR HAVELI
33	DAMAN & DIU	20974.00	26629.00	47603.00	100.00	40000.00	29700.00	69700.00	100.00	50100.00	30700.00	80800.00	100.00
34	DELHI	3750.00	0.00	3750.00	0.21	15000.00	0.00	15000.00	0.77	386000.00	0.00	386000.00	12.23
35	LAKSHADWEEP	0.00	0.00	0.00	0.00	135000.00	0.00	135000.00	100.00	150000.00	0.00	150000.00	100.00
36	PUDUCHERRY	197412.00	487923.00	685335.00	61.42	255581.00	532365.00	787946.00	64.97	307479.00	618955.00	926434.00	48.03
TOTAL U.T.		385274.00	1280197.00	1665471.00	37.82	650543.00	1428069.00	2078612.00	41.56	1189379.00	1603569.00	2792948.00	38.50
TOTAL (STATE & UTs)		9013933.00	66535133.00	75549066.00	24.79	14739202.00	85044389.00	99783591.00	27.92	17060750.00	93474318.00	110535068.00	27.98

..NICNET..

STATEMENT NO. (14): PLAN & NON-PLAN BUDGETED EXPENDITURE ON UNIVERSITY/DL/SCHOLARSHIP (Sub-head wise)

ACCOUNT: REVENUE ACCOUNT
PROGRAM: ASSISTANCE TO NON-GOVT. COLLEGES

(RUPEES IN THOUSANDS)

SL. NO.	STATE/UNION TERRITORY	2013-14(ACTUALS)				2014-15(R.E.)				2015-16(B.E.)			
		PLAN	NON-PLAN	TOTAL	% AGE TO TOTAL EXP. ON UNV. EDN.	PLAN	NON-PLAN	TOTAL	% AGE TO TOTAL EXP. ON UNV. EDN.	PLAN	NON-PLAN	TOTAL	% AGE TO TOTAL EXP. ON UNV. EDN.
1	ANDHRA PRADESH	687.00	7399804.00	7400491.00	30.47	100.00	5298184.00	5298284.00	24.24	100.00	5733719.00	5733819.00	25.83
2	ARUNACHAL PRADESH	1500.00	0.00	1500.00	0.32	0.00	0.00	0.00	0.00	21500.00	0.00	21500.00	2.18
3	ASSAM	0.00	292243.00	292243.00	2.56	233820.00	403669.00	637489.00	3.33	65528.00	220500.00	286028.00	1.52
4	BIHAR	0.00	1044561.00	1044561.00	3.50	0.00	1095620.00	1095620.00	2.86	0.00	1095620.00	1095620.00	3.35
5	CHHATTISGARH	354497.00	343284.00	697781.00	15.34	70500.00	360000.00	430500.00	6.77	80500.00	360000.00	440500.00	6.20
6	GOA	24361.00	747252.00	771613.00	53.09	32500.00	848000.00	880500.00	50.71	32500.00	870000.00	902500.00	45.68
7	GUJARAT	39100.00	7338540.00	7377640.00	67.60	148100.00	10400000.00	10548100.00	60.76	40100.00	8233091.00	8273191.00	51.83
8	HARYANA	596805.00	3480000.00	4076805.00	45.66	777147.00	3440000.00	4217147.00	37.97	1076602.00	3800000.00	4876602.00	39.22
9	HIMACHAL PRADESH	45300.00	0.00	45300.00	1.77	113700.00	0.00	113700.00	3.54	120000.00	0.00	120000.00	2.81
10	JAMMU & KASHMIR	0.00	221833.00	221833.00	4.92	0.00	227292.00	227292.00	4.42	0.00	251800.00	251800.00	5.26
11	JHARKHAND
12	KARNATAKA	347139.00	8008329.00	8355468.00	40.74	460452.00	8187700.00	8648152.00	34.20	370900.00	8525400.00	8896300.00	32.09
13	KERALA	0.00	9862937.00	9862937.00	53.78	0.00	10647735.00	10647735.00	52.02	0.00	11652165.00	11652165.00	45.79
14	MADHYA PRADESH	8000.00	472249.00	480249.00	4.35	0.00	611701.00	611701.00	4.91	0.00	2945101.00	2945101.00	18.19
15	MAHARASHTRA	16952.00	41422722.00	41439674.00	89.32	42620.00	36052209.00	36094829.00	87.61	40187.00	39147535.00	39187722.00	86.86
16	MANIPUR	30993.00	44380.00	75373.00	5.52	38000.00	51431.00	89431.00	4.03	38000.00	51431.00	89431.00	3.91
17	MEGHALAYA	7132.00	1061552.00	1068684.00	75.19	7507.00	830149.00	837656.00	80.34	7507.00	871155.00	878662.00	67.10
18	MIZORAM	44510.00	0.00	44510.00	4.35	39347.00	0.00	39347.00	3.34	47412.00	0.00	47412.00	3.76
19	NAGALAND	15000.00	26500.00	41500.00	4.58	0.00	26500.00	26500.00	2.59	0.00	26500.00	26500.00	1.52
20	ORISSA	2429756.00	5780316.00	8210072.00	59.06	2459264.00	6638018.00	9097282.00	48.80	2459262.00	6589160.00	9048422.00	48.81
21	PUNJAB	0.00	1889909.00	1889909.00	36.23	0.00	2253560.00	2253560.00	33.56	0.00	2500060.00	2500060.00	38.45
22	RAJASTHAN	18327.00	35304.00	53631.00	0.50	50820.00	85486.00	136306.00	1.34	37262.00	1.00	37263.00	0.35
23	SIKKIM
24	TAMIL NADU	0.00	9274011.00	9274011.00	50.64	0.00	11892129.00	11892129.00	55.85	1737.00	13441417.00	13443154.00	56.98
25	TELANGANA	0.00	0.00	0.00	0.00	2243.00	2019109.00	2021352.00	18.61	6215.00	2754700.00	2760915.00	18.59
26	TRIPURA
27	UTTARAKHAND	31989.00	452000.00	483989.00	22.83	37706.00	470150.00	507856.00	19.39	41901.00	510150.00	552051.00	18.92
28	UTTAR PRADESH	146500.00	11801176.00	11947676.00	54.66	248578.00	15227134.00	15475712.00	80.48	308501.00	15799160.00	16107661.00	80.98
29	WEST BENGAL	354474.00	11392028.00	11746502.00	52.77	305270.00	11033744.00	11339014.00	49.53	11815334.00	11815334.00	23630668.00	66.49
	TOTAL STATES	4513022.00	122390930.00	126903952.00	42.25	5067674.00	128099520.00	133167194.00	37.79	16611048.00	137193999.00	153805047.00	39.66
30	A. & N. ISLANDS
31	CHANDIGARH	10000.00	490032.00	500032.00	42.11	7500.00	504544.00	512044.00	39.04	9200.00	524726.00	533926.00	37.50
32	DADRA & NAGAR HAVELI
33	DAMAN & DIU
34	DELHI	24000.00	1400000.00	1424000.00	80.11	58900.00	1365000.00	1423900.00	72.95	51000.00	1590000.00	1641000.00	52.01
35	LAKSHADWEEP
36	PUDUCHERRY
	TOTAL U.T.	34000.00	1890032.00	1924032.00	43.69	66400.00	1869544.00	1935944.00	38.71	60200.00	2114726.00	2174926.00	29.98
	TOTAL (STATE & UTs)	4547022.00	124280962.00	128827984.00	42.27	5134074.00	129969064.00	135103138.00	37.80	16671248.00	139308725.00	155979973.00	39.49

..NICNET..

STATEMENT NO. (14): PLAN & NON-PLAN BUDGETED EXPENDITURE ON UNIVERSITY/DL/SCHOLARSHIP (Sub-head wise)

ACCOUNT: REVENUE ACCOUNT
PROGRAM: SCHOLARSHIPS

(RUPEES IN THOUSANDS)

SL. NO.	STATE/UNION TERRITORY	2013-14(ACTUALS)				2014-15(R.E.)				2015-16(B.E.)			
		PLAN	NON-PLAN	TOTAL	% AGE TO TOTAL EXP. ON UNV. EDN.	PLAN	NON-PLAN	TOTAL	% AGE TO TOTAL EXP. ON UNV. EDN.	PLAN	NON-PLAN	TOTAL	% AGE TO TOTAL EXP. ON UNV. EDN.
1	ANDHRA PRADESH	6364.00	0.00	6364.00	0.03	3100.00	10002.00	13102.00	0.06	6300.00	3545.00	9845.00	0.04
2	ARUNACHAL PRADESH	100000.00	0.00	100000.00	21.33	20000.00	0.00	20000.00	2.85	450000.00	0.00	450000.00	45.70
3	ASSAM	0.00	411.00	411.00	0.00	0.00	5893.00	5893.00	0.03	0.00	5893.00	5893.00	0.03
4	BIHAR	338924.00	0.00	338924.00	1.14	485498.00	0.00	485498.00	1.27	380189.00	0.00	380189.00	1.16
5	CHHATTISGARH	39283.00	264.00	39547.00	0.87	450000.00	700.00	450700.00	7.09	50000.00	700.00	50700.00	0.71
6	GOA
7	GUJARAT
8	HARYANA	8523.00	4472.00	12995.00	0.15	16200.00	6600.00	22800.00	0.21	17000.00	6500.00	23500.00	0.19
9	HIMACHAL PRADESH
10	JAMMU & KASHMIR	0.00	150.00	150.00	0.00	0.00	720.00	720.00	0.01	0.00	720.00	720.00	0.02
11	JHARKHAND
12	KARNATAKA	27948.00	1549.00	29497.00	0.14	32500.00	3995.00	36495.00	0.14	56100.00	1000.00	57100.00	0.21
13	KERALA	50000.00	20140.00	70140.00	0.38	47500.00	21461.00	68961.00	0.34	62500.00	20525.00	83025.00	0.33
14	MADHYA PRADESH	67841.00	1748.00	69589.00	0.63	96500.00	2301.00	98801.00	0.79	81200.00	2300.00	83500.00	0.52
15	MAHARASHTRA	0.00	4662.00	4662.00	0.01	0.00	7400.00	7400.00	0.02	0.00	714000.00	714000.00	1.58
16	MANIPUR	0.00	2500.00	2500.00	0.18	0.00	2500.00	2500.00	0.11	0.00	2500.00	2500.00	0.11
17	MEGHALAYA	30000.00	5202.00	35202.00	2.48	213.00	24019.00	24232.00	2.32	213.00	24019.00	24232.00	1.85
18	MIZORAM	4687.00	38870.00	43557.00	4.26	86947.00	45230.00	132177.00	11.22	81537.00	8127.00	89664.00	7.11
19	NAGALAND	0.00	38523.00	38523.00	4.26	77000.00	38463.00	115463.00	11.31	0.00	65546.00	65546.00	3.76
20	ORISSA
21	PUNJAB	0.00	0.00	0.00	0.00	0.00	3748.00	3748.00	0.06	0.00	3550.00	3550.00	0.05
22	RAJASTHAN	195567.00	54.00	195621.00	1.84	166000.00	76.00	166076.00	1.63	201000.00	3.00	201003.00	1.87
23	SIKKIM
24	TAMIL NADU	201.00	17364.00	17565.00	0.10	200.00	18392.00	18592.00	0.09	200.00	18392.00	18592.00	0.08
25	TELANGANA	0.00	0.00	0.00	0.00	2484.00	3200.00	5684.00	0.05	3013.00	2000.00	5013.00	0.03
26	TRIPURA	7630.00	0.00	7630.00	1.10	10900.00	0.00	10900.00	1.24	9500.00	0.00	9500.00	0.96
27	UTTARAKHAND	0.00	0.00	0.00	0.00	1.00	1.00	2.00	0.00	1.00	1.00	2.00	0.00
28	UTTAR PRADESH	0.00	0.00	0.00	0.00	2.00	0.00	2.00	0.00	2.00	0.00	2.00	0.00
29	WEST BENGAL	0.00	0.00	0.00	0.00	0.00	66.00	66.00	0.00	0.00	69.00	69.00	0.00
	TOTAL STATES	876968.00	135909.00	1012877.00	0.34	1495045.00	194767.00	1689812.00	0.48	1398755.00	879390.00	2278145.00	0.59
30	A. & N. ISLANDS	0.00	10688.00	10688.00	4.19	0.00	10000.00	10000.00	3.51	0.00	12850.00	12850.00	3.41
31	CHANDIGARH
32	DADRA & NAGAR HAVELI
33	DAMAN & DIU
34	DELHI
35	LAKSHADWEEP
36	PUDUCHERRY	416954.00	43.00	416997.00	37.37	339190.00	71.00	339261.00	27.98	400050.00	50.00	400100.00	20.74
	TOTAL U.T.	416954.00	10731.00	427685.00	9.71	339190.00	10071.00	349261.00	6.98	400050.00	12900.00	412950.00	5.69
	TOTAL (STATE & UTs)	1293922.00	146640.00	1440562.00	0.47	1834235.00	204838.00	2039073.00	0.57	1798805.00	892290.00	2691095.00	0.68

..NICNET..

STATEMENT NO. (14): PLAN & NON-PLAN BUDGETED EXPENDITURE ON UNIVERSITY/DL/SCHOLARSHIP (Sub-head wise)

ACCOUNT: REVENUE ACCOUNT
PROGRAM: OTHER EXPENDITURE

(RUPEES IN THOUSANDS)

SL. NO.	STATE/UNION TERRITORY	2013-14(ACTUALS)				2014-15(R.E.)				2015-16(B.E.)			
		PLAN	NON-PLAN	TOTAL	% AGE TO TOTAL EXP. ON UNV. EDN.	PLAN	NON-PLAN	TOTAL	% AGE TO TOTAL EXP. ON UNV. EDN.	PLAN	NON-PLAN	TOTAL	% AGE TO TOTAL EXP. ON UNV. EDN.
1	ANDHRA PRADESH	9076.00	28206.00	37282.00	0.15	223300.00	14159.00	237459.00	1.09	397849.00	14388.00	412237.00	1.86
2	ARUNACHAL PRADESH	0.00	3338.00	3338.00	0.71	190217.00	0.00	190217.00	27.10	12930.00	0.00	12930.00	1.31
3	ASSAM	92100.00	5005.00	97105.00	0.85	54380.00	9131.00	63511.00	0.33	54440.00	12730.00	67170.00	0.36
4	BIHAR	0.00	23718.00	23718.00	0.08	0.00	15004.00	15004.00	0.04	0.00	13320.00	13320.00	0.04
5	CHHATTISGARH	0.00	0.00	0.00	0.00	500.00	0.00	500.00	0.01	500.00	0.00	500.00	0.01
6	GOA	122406.00	1740.00	124146.00	8.54	166314.00	2500.00	168814.00	9.72	326308.00	2500.00	328808.00	16.64
7	GUJARAT	234505.00	0.00	234505.00	2.63	963500.00	0.00	963500.00	8.68	700000.00	0.00	700000.00	5.63
9	HIMACHAL PRADESH	354097.00	48875.00	402972.00	15.71	426390.00	64441.00	490831.00	15.30	351545.00	63593.00	415138.00	9.73
10	JAMMU & KASHMIR
11	JHARKHAND
12	KARNATAKA	77675.00	0.00	77675.00	0.38	94700.00	0.00	94700.00	0.37	110400.00	0.00	110400.00	0.40
13	KERALA	858544.00	23801.00	882345.00	4.81	1123350.00	27679.00	1151029.00	5.62	2792275.00	29965.00	2822240.00	11.09
14	MADHYA PRADESH	0.00	4000.00	4000.00	0.04	0.00	4100.00	4100.00	0.03	665000.00	4100.00	669100.00	4.13
15	MAHARASHTRA
16	MANIPUR	12013.00	12088.00	24101.00	1.76	514300.00	13717.00	528017.00	23.81	514300.00	14398.00	528698.00	23.11
17	MEGHALAYA	16990.00	0.00	16990.00	1.20	78814.00	1433.00	80247.00	7.70	83214.00	1433.00	84647.00	6.46
18	MIZORAM
19	NAGALAND	0.00	0.00	0.00	0.00	250000.00	0.00	250000.00	24.48	756400.00	0.00	756400.00	43.39
20	ORISSA	931345.00	10000.00	941345.00	6.77	2469825.00	10500.00	2480325.00	13.31	2652738.00	10500.00	2663238.00	14.37
21	PUNJAB	0.00	464683.00	464683.00	8.91	0.00	500000.00	500000.00	7.45	135836.00	350000.00	485836.00	7.47
22	RAJASTHAN	274832.00	379923.00	654755.00	6.16	520440.00	365215.00	885655.00	8.68	660054.00	386165.00	1046219.00	9.72
23	SIKKIM
24	TAMIL NADU	188.00	1000.00	1188.00	0.01	200.00	1000.00	1200.00	0.01	200.00	1000.00	1200.00	0.01
25	TELANGANA	0.00	0.00	0.00	0.00	8701.00	8070.00	16771.00	0.15	8701.00	10895.00	19596.00	0.13
26	TRIPURA	0.00	386.00	386.00	0.06	0.00	250.00	250.00	0.03	0.00	350.00	350.00	0.04
27	UTTARAKHAND	0.00	50200.00	50200.00	2.37	45101.00	40301.00	85402.00	3.26	36001.00	85301.00	121302.00	4.16
28	UTTAR PRADESH	1900.00	6905593.00	6907493.00	31.60	72796.00	437088.00	509884.00	2.65	60144.00	33544.00	93688.00	0.47
29	WEST BENGAL	88716.00	19737.00	108453.00	0.49	202930.00	21479.00	224409.00	0.98	223258.00	22839.00	246097.00	0.69
	TOTAL STATES	3074387.00	7982293.00	11056680.00	3.68	7405758.00	1536067.00	8941825.00	2.54	10542093.00	1057021.00	11599114.00	2.99
30	A. & N. ISLANDS
31	CHANDIGARH	0.00	3297.00	3297.00	0.28	0.00	3881.00	3881.00	0.30	0.00	4279.00	4279.00	0.30
32	DADRA & NAGAR HAVELI
33	DAMAN & DIU
34	DELHI	287485.00	0.00	287485.00	16.17	438100.00	0.00	438100.00	22.44	1048000.00	0.00	1048000.00	33.22
35	LAKSHADWEEP
36	PUDUCHERRY	13001.00	0.00	13001.00	1.17	85500.00	0.00	85500.00	7.05	601890.00	0.00	601890.00	31.21
	TOTAL U.T.	300486.00	3297.00	303783.00	6.90	523600.00	3881.00	527481.00	10.55	1649890.00	4279.00	1654169.00	22.80
	TOTAL (STATE & UTs)	3374873.00	7985590.00	11360463.00	3.73	7929358.00	1539948.00	9469306.00	2.65	12191983.00	1061300.00	13253283.00	3.36

..NICNET..

STATEMENT NO. (15): PLAN & NON-PLAN BUDGETED EXPENDITURE ON TECHNICAL EDUCATION

ACCOUNT: REVENUE ACCOUNT
PROGRAM: TOTAL EXPENDITURE

(RUPEES IN THOUSANDS)

SL. NO.	STATE/UNION TERRITORY	2013-14(ACTUALS)				2014-15(R.E.)				2015-16(B.E.)			
		PLAN	NON-PLAN	TOTAL	% AGE TO TOTAL EXP. ON EDUCATION	PLAN	NON-PLAN	TOTAL	% AGE TO TOTAL EXP. ON EDUCATION	PLAN	NON-PLAN	TOTAL	% AGE TO TOTAL EXP. ON EDUCATION
1	ANDHRA PRADESH	4805383.00	3590392.00	8395775.00	4.78	745914.00	5150497.00	5896411.00	4.47	1442800.00	5104895.00	6547695.00	4.22
2	ARUNACHAL PRADESH	6650.00	43606.00	50256.00	0.80	0.00	52985.00	52985.00	0.50	7750.00	102431.00	110181.00	0.81
3	ASSAM	735431.00	788575.00	1524006.00	1.62	3485925.00	1051908.00	4537833.00	3.25	557833.00	1138825.00	1696658.00	1.21
4	BIHAR	75256.00	520781.00	596037.00	0.45	705072.00	641705.00	1346777.00	0.67	513640.00	717319.00	1230959.00	0.59
5	CHHATTISGARH	224903.00	447257.00	672160.00	1.14	503520.00	643830.00	1147350.00	1.33	1124510.00	635250.00	1759760.00	1.89
6	GOA	395710.00	267180.00	662890.00	6.52	507093.00	319736.00	826829.00	7.75	585076.00	416290.00	1001366.00	7.34
7	GUJARAT	2267970.00	2494257.00	4762227.00	3.35	3109985.00	2571073.00	5681058.00	3.46	3757503.00	2559035.00	6316538.00	3.54
8	HARYANA	2020375.00	915037.00	2935412.00	4.06	2581800.00	1093210.00	3675010.00	3.91	3034400.00	1232090.00	4266490.00	3.71
9	HIMACHAL PRADESH	120742.00	272556.00	393298.00	1.08	80255.00	304948.00	385203.00	0.85	191575.00	330360.00	521935.00	0.69
10	JAMMU & KASHMIR	580160.00	112651.00	692811.00	2.33	130504.00	835275.00	965779.00	2.68	0.00	1088539.00	1088539.00	2.80
11	JHARKHAND	926017.00	375902.00	1301919.00	3.68	1182905.00	384885.00	1567790.00	2.98	1432000.00	317604.00	1749604.00	2.68
12	KARNATAKA	4025270.00	2785134.00	6810404.00	4.21	4541480.00	2858210.00	7399690.00	3.65	3860500.00	3271700.00	7132200.00	3.74
13	KERALA	939555.00	4664472.00	5604027.00	6.32	1078877.00	5110745.00	6189622.00	5.03	1487500.00	6298499.00	7785999.00	5.23
14	MADHYA PRADESH	314871.00	1763412.00	2078283.00	1.92	501884.00	2112900.00	2614784.00	2.04	554697.00	2405781.00	2960478.00	1.99
15	MAHARASHTRA	1764835.00	13470054.00	15234889.00	4.23	2047080.00	15852173.00	17899253.00	4.73	1361824.00	16013727.00	17375551.00	4.26
16	MANIPUR	2573.00	74342.00	76915.00	1.06	3500.00	89935.00	93435.00	1.07	3500.00	93435.00	96935.00	1.08
17	MEGHALAYA	541002.00	84112.00	625114.00	6.55	65000.00	77400.00	142400.00	1.37	65000.00	80800.00	145800.00	1.35
18	MIZORAM	616599.00	453269.00	1069868.00	13.97	807530.00	585466.00	1392996.00	15.85	1419460.00	568623.00	1988083.00	20.88
19	NAGALAND	97963.00	103809.00	201772.00	1.25	0.00	96765.00	96765.00	0.80	1128.00	234274.00	235402.00	1.50
20	ORISSA	16696.00	850271.00	866967.00	1.15	81878.00	987150.00	1069028.00	0.99	36293.00	1311684.00	1347977.00	1.14
21	PUNJAB	38095.00	962771.00	1000866.00	1.59	385470.00	1351169.00	1736639.00	2.13	135054.00	1155588.00	1290642.00	1.43
22	RAJASTHAN	175617.00	1112182.00	1287799.00	0.86	408816.00	1126938.00	1535754.00	0.76	416606.00	1118336.00	1534942.00	0.65
23	SIKKIM	4953.00	0.00	4953.00	0.08	4700.00	0.00	4700.00	0.07	5500.00	0.00	5500.00	0.09
24	TAMIL NADU	6088923.00	3256461.00	9345384.00	4.75	6453321.00	3648585.00	10101906.00	4.43	6651298.00	4543901.00	11195199.00	4.66
25	TELANGANA	0.00	0.00	0.00	0.00	1780049.00	1811181.00	3591230.00	4.84	1629389.00	4861506.00	6490895.00	6.32
26	TRIPURA	23449.00	87083.00	110532.00	1.01	18250.00	123842.00	142092.00	1.08	134900.00	190020.00	324920.00	2.21
27	UTTARAKHAND	592490.00	629050.00	1221540.00	3.19	456968.00	756524.00	1213492.00	2.57	501231.00	681526.00	1182757.00	2.33
28	UTTAR PRADESH	102157.00	1760889.00	1863046.00	0.67	436934.00	2195845.00	2632779.00	0.94	568521.00	2540782.00	3109303.00	0.84
29	WEST BENGAL	1806888.00	1922786.00	3729674.00	2.22	2038663.00	2178545.00	4217208.00	2.06	1666540.00	1824139.00	3490679.00	1.31
	TOTAL STATES	29218416.00	43802445.00	73020861.00	2.88	34143373.00	54013425.00	88156798.00	2.85	33146028.00	60836959.00	93982987.00	2.66
30	A. & N. ISLANDS	96545.00	39592.00	136137.00	3.76	103500.00	40500.00	144000.00	3.73	109400.00	43000.00	152400.00	3.50
31	CHANDIGARH	222537.00	366196.00	588733.00	13.40	245000.00	408000.00	653000.00	13.09	270500.00	438900.00	709400.00	15.45
32	DADRA & NAGAR HAVELI	34139.00	0.00	34139.00	3.22	57400.00	0.00	57400.00	4.38	60700.00	0.00	60700.00	3.95
33	DAMAN & DIU	63309.00	9514.00	72823.00	9.84	37100.00	36600.00	73700.00	7.79	78900.00	41000.00	119900.00	10.66
34	DELHI	1191690.00	733560.00	1925250.00	2.91	1584300.00	816651.00	2400951.00	3.31	2480950.00	923615.00	3404565.00	3.88
35	LAKSHADWEEP
36	PUDUCHERRY	573082.00	49175.00	622257.00	11.16	647578.00	54168.00	701746.00	11.10	773534.00	55155.00	828689.00	10.67
	TOTAL U.T.	2181302.00	1198037.00	3379339.00	4.09	2674878.00	1355919.00	4030797.00	4.42	3773984.00	1501670.00	5275654.00	4.87
	TOTAL (STATE & UTS)	31399718.00	45000482.00	76400200.00	2.92	36818251.00	55369344.00	92187595.00	2.90	36920012.00	62338629.00	99258641.00	2.72
	CENTRE TOTAL	65780600.00	26548300.00	92328900.00	12.91	62818200.00	30676300.00	93494500.00	13.25	67050000.00	32959800.00	100009800.00	14.48
	GRAND TOTAL	97180318.00	71548782.00	168729100.00	5.06	99636451.00	86045644.00	185682095.00	4.78	103970012.00	95298429.00	199268441.00	4.60

..NICNET..

STATEMENT NO. (16): PLAN & NON-PLAN BUDGETED EXPENDITURE ON TECHNICAL EDUCATION (Sub-head wise)

ACCOUNT: REVENUE ACCOUNT
PROGRAM: DIRECTION & ADMINISTRATION

(RUPEES IN THOUSANDS)

SL. NO.	STATE/UNION TERRITORY	2013-14(ACTUALS)				2014-15(R.E.)				2015-16(B.E.)			
		PLAN	NON-PLAN	TOTAL	% AGE TO TOTAL EXP. ON TECH.EDU.	PLAN	NON-PLAN	TOTAL	% AGE TO TOTAL EXP. ON TECH.EDU.	PLAN	NON-PLAN	TOTAL	% AGE TO TOTAL EXP. ON TECH.EDU.
1	ANDHRA PRADESH	0.00	81263.00	81263.00	0.97	0.00	70741.00	70741.00	1.20	1200.00	60533.00	61733.00	0.94
2	ARUNACHAL PRADESH	3650.00	43606.00	47256.00	94.03	0.00	52985.00	52985.00	100.00	2950.00	78531.00	81481.00	73.95
3	ASSAM	723479.00	20841.00	744320.00	48.84	3475425.00	43215.00	3518640.00	77.54	545583.00	47132.00	592715.00	34.93
4	BIHAR	0.00	38759.00	38759.00	6.50	0.00	50646.00	50646.00	3.76	0.00	50802.00	50802.00	4.13
5	CHHATTISGARH	0.00	23790.00	23790.00	3.54	3500.00	37540.00	41040.00	3.58	225000.00	36030.00	261030.00	14.83
6	GOA
7	GUJARAT	48553.00	49465.00	98018.00	2.06	70000.00	45855.00	115855.00	2.04	131400.00	48407.00	179807.00	2.85
8	HARYANA	12390.00	0.00	12390.00	0.42	20000.00	0.00	20000.00	0.54	22500.00	0.00	22500.00	0.53
9	HIMACHAL PRADESH	0.00	15496.00	15496.00	3.94	0.00	17690.00	17690.00	4.59	0.00	19234.00	19234.00	3.69
10	JAMMU & KASHMIR	580160.00	2530.00	582690.00	84.11	130504.00	709950.00	840454.00	87.02	0.00	935104.00	935104.00	85.90
11	JHARKHAND	837195.00	14747.00	851942.00	65.44	902586.00	16868.00	919454.00	58.65	1057000.00	14120.00	1071120.00	61.22
12	KARNATAKA	12822.00	97182.00	110004.00	1.62	14821.00	97511.00	112332.00	1.52	20000.00	103000.00	123000.00	1.72
13	KERALA	12183.00	93718.00	105901.00	1.89	23000.00	94962.00	117962.00	1.91	28000.00	123076.00	151076.00	1.94
14	MADHYA PRADESH	14185.00	70321.00	84506.00	4.07	20784.00	83428.00	104212.00	3.99	41096.00	95697.00	136793.00	4.62
15	MAHARASHTRA	12626.00	374421.00	387047.00	2.54	39405.00	386364.00	425769.00	2.38	95900.00	437507.00	533407.00	3.07
16	MANIPUR	2446.00	4153.00	6599.00	8.58	1000.00	5843.00	6843.00	7.32	1000.00	5167.00	6167.00	6.36
17	MEGHALAYA	3710.00	4115.00	7825.00	1.25	4409.00	4242.00	8651.00	6.08	4409.00	4542.00	8951.00	6.14
18	MIZORAM	6858.00	0.00	6858.00	0.64	5201.00	0.00	5201.00	0.37	3136.00	0.00	3136.00	0.16
19	NAGALAND	4850.00	17555.00	22405.00	21.58	0.00	28232.00	28232.00	29.18	0.00	34856.00	34856.00	14.81
20	ORISSA	0.00	46244.00	46244.00	5.33	0.00	58373.00	58373.00	5.46	0.00	79154.00	79154.00	5.87
21	PUNJAB	0.00	52834.00	52834.00	5.28	0.00	60998.00	60998.00	3.51	0.00	64000.00	64000.00	4.96
22	RAJASTHAN	4546.00	96626.00	101172.00	7.86	9000.00	96607.00	105607.00	6.88	10800.00	97127.00	107927.00	7.03
23	SIKKIM	4953.00	0.00	4953.00	100.00	4700.00	0.00	4700.00	100.00	5500.00	0.00	5500.00	100.00
24	TAMIL NADU	5388212.00	223428.00	5611640.00	60.05	5600000.00	253809.00	5853809.00	57.95	5600000.00	326603.00	5926603.00	52.94
25	TELANGANA	0.00	0.00	0.00	0.00	0.00	41481.00	41481.00	1.16	0.00	59012.00	59012.00	0.91
26	TRIPURA
27	UTTARAKHAND	0.00	10266.00	10266.00	0.84	0.00	11783.00	11783.00	0.97	0.00	15559.00	15559.00	1.32
28	UTTAR PRADESH	0.00	99479.00	99479.00	5.34	0.00	109615.00	109615.00	4.16	0.00	129894.00	129894.00	4.18
29	WEST BENGAL	26137.00	37685.00	63822.00	1.71	29000.00	41466.00	70466.00	1.67	31900.00	43959.00	75859.00	2.17
	TOTAL STATES	7698955.00	1518524.00	9217479.00	12.62	10353335.00	2420204.00	12773539.00	14.49	7827374.00	2909046.00	10736420.00	11.42
30	A. & N. ISLANDS
31	CHANDIGARH	31100.00	16632.00	47732.00	8.11	36300.00	18635.00	54935.00	8.41	41500.00	20426.00	61926.00	8.73
32	DADRA & NAGAR HAVELI	34139.00	0.00	34139.00	100.00	57400.00	0.00	57400.00	100.00	50700.00	0.00	50700.00	83.53
33	DAMAN & DIU	17167.00	9514.00	26681.00	36.64	18400.00	9500.00	27900.00	37.86	24600.00	10500.00	35100.00	29.27
34	DELHI	36887.00	50316.00	87203.00	4.53	38400.00	60064.00	98464.00	4.10	42000.00	65010.00	107010.00	3.14
35	LAKSHADWEEP
36	PUDUCHERRY
	TOTAL U.T.	119293.00	76462.00	195755.00	5.79	150500.00	88199.00	238699.00	5.92	158800.00	95936.00	254736.00	4.83
	TOTAL (STATE & UTs)	7818248.00	1594986.00	9413234.00	12.32	10503835.00	2508403.00	13012238.00	14.11	7986174.00	3004982.00	10991156.00	11.07

..NICNET..

STATEMENT NO. (16): PLAN & NON-PLAN BUDGETED EXPENDITURE ON TECHNICAL EDUCATION (Sub-head wise)

ACCOUNT: REVENUE ACCOUNT
PROGRAM: TECHNICAL SCHOOLS

(RUPEES IN THOUSANDS)

SL. NO.	STATE/UNION TERRITORY	2013-14(ACTUALS)				2014-15(R.E.)				2015-16(B.E.)			
		PLAN	NON-PLAN	TOTAL	% AGE TO TOTAL EXP. ON TECH.EDU.	PLAN	NON-PLAN	TOTAL	% AGE TO TOTAL EXP. ON TECH.EDU.	PLAN	NON-PLAN	TOTAL	% AGE TO TOTAL EXP. ON TECH.EDU.
1	ANDHRA PRADESH
2	ARUNACHAL PRADESH
3	ASSAM	0.00	23312.00	23312.00	1.53	0.00	36145.00	36145.00	0.80	0.00	33930.00	33930.00	2.00
4	BIHAR	0.00	7885.00	7885.00	1.32	0.00	10022.00	10022.00	0.74	0.00	10497.00	10497.00	0.85
5	CHHATTISGARH
6	GOA	160775.00	27133.00	187908.00	28.35	214131.00	33191.00	247322.00	29.91	238849.00	39620.00	278469.00	27.81
7	GUJARAT	8049.00	307254.00	315303.00	6.62	20110.00	307314.00	327424.00	5.76	63900.00	328783.00	392683.00	6.22
8	HARYANA	0.00	39694.00	39694.00	1.35	0.00	47250.00	47250.00	1.29	0.00	54500.00	54500.00	1.28
9	HIMACHAL PRADESH
10	JAMMU & KASHMIR
11	JHARKHAND	0.00	2291.00	2291.00	0.18	0.00	2870.00	2870.00	0.18	0.00	1943.00	1943.00	0.11
12	KARNATAKA	3006.00	36677.00	39683.00	0.58	5000.00	36266.00	41266.00	0.56	5000.00	41600.00	46600.00	0.65
13	KERALA	34130.00	439553.00	473683.00	8.45	26000.00	487734.00	513734.00	8.30	51000.00	602334.00	653334.00	8.39
14	MADHYA PRADESH
15	MAHARASHTRA	61103.00	800181.00	861284.00	5.65	116880.00	884516.00	1001396.00	5.59	99177.00	974220.00	1073397.00	6.18
16	MANIPUR
17	MEGHALAYA	0.00	0.00	0.00	0.00	30016.00	0.00	30016.00	21.08	30016.00	0.00	30016.00	20.59
18	MIZORAM
19	NAGALAND
20	ORISSA	0.00	4683.00	4683.00	0.54	0.00	5376.00	5376.00	0.50	0.00	5777.00	5777.00	0.43
21	PUNJAB
22	RAJASTHAN
23	SIKKIM
24	TAMIL NADU
25	TELANGANA
26	TRIPURA
27	UTTARAKHAND	0.00	0.00	0.00	0.00	0.00	0.00	0.00	0.00	0.00	0.00	0.00	0.00
28	UTTAR PRADESH	0.00	14370.00	14370.00	0.77	7500.00	15652.00	23152.00	0.88	0.00	15965.00	15965.00	0.51
29	WEST BENGAL	0.00	46771.00	46771.00	1.25	0.00	53333.00	53333.00	1.26	0.00	56937.00	56937.00	1.63
TOTAL STATES		267063.00	1749804.00	2016867.00	2.76	419637.00	1919669.00	2339306.00	2.65	487942.00	2166106.00	2654048.00	2.82
30	A. & N. ISLANDS
31	CHANDIGARH
32	DADRA & NAGAR HAVELI
33	DAMAN & DIU
34	DELHI
35	LAKSHADWEEP
36	PUDUCHERRY	0.00	8832.00	8832.00	1.42	0.00	10597.00	10597.00	1.51	0.00	10500.00	10500.00	1.27
TOTAL U.T.		0.00	8832.00	8832.00	0.26	0.00	10597.00	10597.00	0.26	0.00	10500.00	10500.00	0.20
TOTAL (STATE & UTs)		267063.00	1758636.00	2025699.00	2.65	419637.00	1930266.00	2349903.00	2.55	487942.00	2176606.00	2664548.00	2.68

..NICNET..

STATEMENT NO. (16): PLAN & NON-PLAN BUDGETED EXPENDITURE ON TECHNICAL EDUCATION (Sub-head wise)

ACCOUNT: REVENUE ACCOUNT
PROGRAM: POLYTECHNICS

(RUPEES IN THOUSANDS)

SL. NO.	STATE/UNION TERRITORY	2013-14(ACTUALS)				2014-15(R.E.)				2015-16(B.E.)			
		PLAN	NON-PLAN	TOTAL	% AGE TO TOTAL EXP. ON TECH.EDU.	PLAN	NON-PLAN	TOTAL	% AGE TO TOTAL EXP. ON TECH.EDU.	PLAN	NON-PLAN	TOTAL	% AGE TO TOTAL EXP. ON TECH.EDU.
1	ANDHRA PRADESH	655244.00	2657951.00	3313195.00	39.46	361338.00	2142179.00	2503517.00	42.46	557952.00	2205597.00	2763549.00	42.21
2	ARUNACHAL PRADESH
3	ASSAM	8542.00	448991.00	457533.00	30.02	9400.00	585618.00	595018.00	13.11	10500.00	644472.00	654972.00	38.60
4	BIHAR	3284.00	254984.00	258268.00	43.33	4593.00	300338.00	304931.00	22.64	5426.00	342360.00	347786.00	28.25
5	CHHATTISGARH	97835.00	296615.00	394450.00	58.68	326000.00	440400.00	766400.00	66.80	256340.00	421950.00	678290.00	38.54
6	GOA	137176.00	109598.00	246774.00	37.23	182450.00	122200.00	304650.00	36.85	223102.00	159700.00	382802.00	38.23
7	GUJARAT	860854.00	1132425.00	1993279.00	41.86	1191090.00	1180489.00	2371579.00	41.75	1285900.00	1177992.00	2463892.00	39.01
8	HARYANA	939485.00	519976.00	1459461.00	49.72	963300.00	623900.00	1587200.00	43.19	1176900.00	687700.00	1864600.00	43.70
9	HIMACHAL PRADESH	70351.00	216047.00	286398.00	72.82	42075.00	240270.00	282345.00	73.30	99600.00	258978.00	358578.00	68.70
10	JAMMU & KASHMIR
11	JHARKHAND	13589.00	190463.00	204052.00	15.67	47355.00	186886.00	234241.00	14.94	74000.00	200222.00	274222.00	15.67
12	KARNATAKA	1330035.00	1126751.00	2456786.00	36.07	1347543.00	1128937.00	2476480.00	33.47	1438400.00	1402500.00	2840900.00	39.83
13	KERALA	67869.00	1297198.00	1365067.00	24.36	66100.00	1460187.00	1526287.00	24.66	133800.00	1769044.00	1902844.00	24.44
14	MADHYA PRADESH	24285.00	974125.00	998410.00	48.04	114000.00	1127628.00	1241628.00	47.48	108500.00	1366156.00	1474656.00	49.81
15	MAHARASHTRA	663593.00	2476159.00	3139752.00	20.61	585126.00	2516012.00	3101138.00	17.33	501371.00	2756174.00	3257545.00	18.75
16	MANIPUR	127.00	70189.00	70316.00	91.42	2500.00	83742.00	86242.00	92.30	2500.00	87918.00	90418.00	93.28
17	MEGHALAYA	529067.00	79997.00	609064.00	97.43	17263.00	72580.00	89843.00	63.09	17263.00	75680.00	92943.00	63.75
18	MIZORAM	609741.00	453269.00	1063010.00	99.36	802329.00	585466.00	1387795.00	99.63	1416324.00	568623.00	1984947.00	99.84
19	NAGALAND	0.00	63915.00	63915.00	61.57	0.00	68533.00	68533.00	70.82	800.00	74031.00	74831.00	31.79
20	ORISSA	8346.00	190224.00	198570.00	22.90	35700.00	250535.00	286235.00	26.78	31020.00	356117.00	387137.00	28.72
21	PUNJAB	38095.00	650466.00	688561.00	68.80	358371.00	905146.00	1263517.00	72.76	127836.00	841563.00	969399.00	75.11
22	RAJASTHAN	57740.00	977936.00	1035676.00	80.42	78976.00	1000773.00	1079749.00	70.31	116345.00	990207.00	1106552.00	72.09
23	SIKKIM
24	TAMIL NADU	0.00	1866952.00	1866952.00	19.98	0.00	2313484.00	2313484.00	22.90	0.00	2953675.00	2953675.00	26.38
25	TELANGANA	0.00	0.00	0.00	0.00	74998.00	1249733.00	1324731.00	36.89	189995.00	1743012.00	1933007.00	29.78
26	TRIPURA	12877.00	51717.00	64594.00	58.44	12800.00	92310.00	105110.00	73.97	117950.00	111620.00	229570.00	70.65
27	UTTARAKHAND	408015.00	263830.00	671845.00	55.00	208603.00	328322.00	536925.00	44.25	242905.00	372760.00	615665.00	52.05
28	UTTAR PRADESH	61400.00	1110331.00	1171731.00	62.89	215933.00	1350692.00	1566625.00	59.50	258017.00	1608652.00	1866669.00	60.03
29	WEST BENGAL	89085.00	873009.00	962094.00	25.80	270001.00	985748.00	1255749.00	29.78	283600.00	1050606.00	1334206.00	38.22
	TOTAL STATES	6686635.00	18353118.00	25039753.00	34.29	7317844.00	21342108.00	28659952.00	32.51	8676346.00	24227309.00	32903655.00	35.01
30	A. & N. ISLANDS	96545.00	39592.00	136137.00	100.00	103500.00	40500.00	144000.00	100.00	109400.00	43000.00	152400.00	100.00
31	CHANDIGARH	6092.00	90950.00	97042.00	16.48	7500.00	111549.00	119049.00	18.23	7300.00	124154.00	131454.00	18.53
32	DADRA & NAGAR HAVELI
33	DAMAN & DIU	42533.00	0.00	42533.00	58.41	14600.00	27100.00	41700.00	56.58	30100.00	30500.00	60600.00	50.54
34	DELHI	115928.00	531552.00	647480.00	33.63	141000.00	597605.00	738605.00	30.76	210000.00	693670.00	903670.00	26.54
35	LAKSHADWEEP
36	PUDUCHERRY	244581.00	40294.00	284875.00	45.78	260078.00	43519.00	303597.00	43.26	308381.00	44585.00	352966.00	42.59
	TOTAL U.T.	505679.00	702388.00	1208067.00	35.75	526678.00	820273.00	1346951.00	33.42	665181.00	935909.00	1601090.00	30.35
	TOTAL (STATE & UTS)	7192314.00	19055506.00	26247820.00	34.36	7844522.00	22162381.00	30006903.00	32.55	9341527.00	25163218.00	34504745.00	34.76

..NICNET..

STATEMENT NO. (16): PLAN & NON-PLAN BUDGETED EXPENDITURE ON TECHNICAL EDUCATION (Sub-head wise)

ACCOUNT: REVENUE ACCOUNT
PROGRAM: ASSISTANCE TO UNIVERSITIES FOR TECHNICAL EDUCATION

(RUPEES IN THOUSANDS)

SL. NO.	STATE/UNION TERRITORY	2013-14(ACTUALS)				2014-15(R.E.)				2015-16(B.E.)			
		PLAN	NON-PLAN	TOTAL	% AGE TO TOTAL EXP. ON TECH.EDU.	PLAN	NON-PLAN	TOTAL	% AGE TO TOTAL EXP. ON TECH.EDU.	PLAN	NON-PLAN	TOTAL	% AGE TO TOTAL EXP. ON TECH.EDU.
1	ANDHRA PRADESH	4023750.00	819662.00	4843412.00	57.69	110000.00	2862476.00	2972476.00	50.41	0.00	2827796.00	2827796.00	43.19
2	ARUNACHAL PRADESH
3	ASSAM
4	BIHAR	0.00	24000.00	24000.00	4.03	0.00	24501.00	24501.00	1.82	0.00	24501.00	24501.00	1.99
5	CHHATTISGARH	12000.00	1000.00	13000.00	1.93	20000.00	1000.00	21000.00	1.83	20000.00	1000.00	21000.00	1.19
6	GOA
7	GUJARAT
8	HARYANA	602500.00	0.00	602500.00	20.53	1030000.00	213000.00	1243000.00	33.82	1450000.00	255600.00	1705600.00	39.98
9	HIMACHAL PRADESH
10	JAMMU & KASHMIR
11	JHARKHAND
12	KARNATAKA
13	KERALA	145000.00	540000.00	685000.00	12.22	175000.00	643500.00	818500.00	13.22	330000.00	804300.00	1134300.00	14.57
14	MADHYA PRADESH
15	MAHARASHTRA	24000.00	134126.00	158126.00	1.04	41250.00	145270.00	186520.00	1.04	42000.00	160795.00	202795.00	1.17
16	MANIPUR
17	MEGHALAYA
18	MIZORAM
19	NAGALAND
20	ORISSA
21	PUNJAB
22	RAJASTHAN	36072.00	0.00	36072.00	2.80	30005.00	2.00	30007.00	1.95	40001.00	2.00	40003.00	2.61
23	SIKKIM
24	TAMIL NADU	0.00	336208.00	336208.00	3.60	0.00	248763.00	248763.00	2.46	97264.00	321008.00	418272.00	3.74
25	TELANGANA	0.00	0.00	0.00	0.00	1704393.00	472489.00	2176882.00	60.62	1438736.00	677736.00	2116472.00	32.61
26	TRIPURA
27	UTTARAKHAND
28	UTTAR PRADESH	0.00	217161.00	217161.00	11.66	0.00	217499.00	217499.00	8.26	0.00	317843.00	317843.00	10.22
29	WEST BENGAL	22468.00	481801.00	504269.00	13.52	10000.00	509135.00	519135.00	12.31	11000.00	44433.00	55433.00	1.59
	TOTAL STATES	4865790.00	2553958.00	7419748.00	10.16	3120648.00	5337635.00	8458283.00	9.59	3429001.00	5435014.00	8864015.00	9.43
30	A. & N. ISLANDS
31	CHANDIGARH
32	DADRA & NAGAR HAVELI
33	DAMAN & DIU
34	DELHI
35	LAKSHADWEEP
36	PUDUCHERRY
	TOTAL U.T.	0.00	0.00	0.00	0.00	0.00	0.00	0.00	0.00	0.00	0.00	0.00	0.00
	TOTAL (STATE & UTS)	4865790.00	2553958.00	7419748.00	9.71	3120648.00	5337635.00	8458283.00	9.18	3429001.00	5435014.00	8864015.00	8.93

..NICNET..

STATEMENT NO. (16): PLAN & NON-PLAN BUDGETED EXPENDITURE ON TECHNICAL EDUCATION (Sub-head wise)

ACCOUNT: REVENUE ACCOUNT
PROGRAM: ASSISTANCE TO NON-GOVT. COLLEGES

(RUPEES IN THOUSANDS)

SL. NO.	STATE/UNION TERRITORY	2013-14(ACTUALS)				2014-15(R.E.)				2015-16(B.E.)			
		PLAN	NON-PLAN	TOTAL	% AGE TO TOTAL EXP. ON TECH.EDU.	PLAN	NON-PLAN	TOTAL	% AGE TO TOTAL EXP. ON TECH.EDU.	PLAN	NON-PLAN	TOTAL	% AGE TO TOTAL EXP. ON TECH.EDU.
1	ANDHRA PRADESH	5000.00	13679.00	18679.00	0.22	7500.00	26497.00	33997.00	0.58	7500.00	0.00	7500.00	0.11
2	ARUNACHAL PRADESH
3	ASSAM
4	BIHAR
5	CHHATTISGARH
6	GOA
7	GUJARAT
8	HARYANA	15000.00	239975.00	254975.00	8.69	45000.00	193500.00	238500.00	6.49	75000.00	217800.00	292800.00	6.86
9	HIMACHAL PRADESH
10	JAMMU & KASHMIR
11	JHARKHAND
12	KARNATAKA	1297856.00	1387187.00	2685043.00	39.43	1304000.00	1420571.00	2724571.00	36.82	1588300.00	1549000.00	3137300.00	43.99
13	KERALA	7223.00	844325.00	851548.00	15.20	8000.00	887982.00	895982.00	14.48	5000.00	1194117.00	1199117.00	15.40
14	MADHYA PRADESH	249128.00	392805.00	641933.00	30.89	335100.00	500801.00	835901.00	31.97	359101.00	381501.00	740602.00	25.02
15	MAHARASHTRA	120000.00	6852399.00	6972399.00	45.77	33750.00	7800350.00	7834100.00	43.77	35000.00	8503071.00	8538071.00	49.14
16	MANIPUR
17	MEGHALAYA
18	MIZORAM
19	NAGALAND
20	ORISSA
21	PUNJAB
22	RAJASTHAN	40000.00	37620.00	77620.00	6.03	90482.00	29556.00	120038.00	7.82	13.00	31000.00	31013.00	2.02
23	SIKKIM
24	TAMIL NADU	0.00	361387.00	361387.00	3.87	0.00	428159.00	428159.00	4.24	0.00	518772.00	518772.00	4.63
25	TELANGANA	0.00	0.00	0.00	0.00	0.00	18907.00	18907.00	0.53	0.00	18907.00	18907.00	0.29
26	TRIPURA
27	UTTARAKHAND	0.00	26500.00	26500.00	2.17	0.00	26500.00	26500.00	2.18	0.00	27740.00	27740.00	2.35
28	UTTAR PRADESH
29	WEST BENGAL
	TOTAL STATES	1734207.00	10155877.00	11890084.00	16.28	1823832.00	11332823.00	13156655.00	14.92	2069914.00	12441908.00	14511822.00	15.44
30	A. & N. ISLANDS
31	CHANDIGARH
32	DADRA & NAGAR HAVELI
33	DAMAN & DIU
34	DELHI	0.00	4319.00	4319.00	0.22	0.00	6500.00	6500.00	0.27	0.00	6500.00	6500.00	0.19
35	LAKSHADWEEP
36	PUDUCHERRY
	TOTAL U.T.	0.00	4319.00	4319.00	0.13	0.00	6500.00	6500.00	0.16	0.00	6500.00	6500.00	0.12
	TOTAL (STATE & UTS)	1734207.00	10160196.00	11894403.00	15.57	1823832.00	11339323.00	13163155.00	14.28	2069914.00	12448408.00	14518322.00	14.63

..NICNET..

STATEMENT NO. (16): PLAN & NON-PLAN BUDGETED EXPENDITURE ON TECHNICAL EDUCATION (Sub-head wise)

ACCOUNT: REVENUE ACCOUNT
PROGRAM: ENGINEERING COLLEGES AND INSTITUTIONS

(RUPEES IN THOUSANDS)

SL. NO.	STATE/UNION TERRITORY	2013-14(ACTUALS)				2014-15(R.E.)				2015-16(B.E.)			
		PLAN	NON-PLAN	TOTAL	% AGE TO TOTAL EXP. ON TECH.EDU.	PLAN	NON-PLAN	TOTAL	% AGE TO TOTAL EXP. ON TECH.EDU.	PLAN	NON-PLAN	TOTAL	% AGE TO TOTAL EXP. ON TECH.EDU.
1	ANDHRA PRADESH	121331.00	15624.00	136955.00	1.63	266776.00	41035.00	307811.00	5.22	875848.00	3482.00	879330.00	13.43
2	ARUNACHAL PRADESH	3000.00	0.00	3000.00	5.97	0.00	0.00	0.00	0.00	4800.00	23900.00	28700.00	26.05
3	ASSAM	3350.00	293681.00	297031.00	19.49	0.00	382380.00	382380.00	8.43	0.00	408741.00	408741.00	24.09
4	BIHAR	10723.00	195153.00	205876.00	34.54	515479.00	252663.00	768142.00	57.04	378514.00	285659.00	664173.00	53.96
5	CHHATTISGARH	74940.00	110341.00	185281.00	27.57	129520.00	161870.00	291390.00	25.40	598170.00	173020.00	771190.00	43.82
6	GOA	97759.00	130449.00	228208.00	34.43	110512.00	164345.00	274857.00	33.24	123125.00	216970.00	340095.00	33.96
7	GUJARAT	1094677.00	945505.00	2040182.00	42.84	1544457.00	971988.00	2516445.00	44.30	1908978.00	930385.00	2839363.00	44.95
8	HARYANA	451000.00	108600.00	559600.00	19.06	463500.00	0.00	463500.00	12.61	250000.00	0.00	250000.00	5.86
9	HIMACHAL PRADESH	42270.00	41013.00	83283.00	21.18	36763.00	46988.00	83751.00	21.74	88800.00	52148.00	140948.00	27.00
10	JAMMU & KASHMIR	0.00	110121.00	110121.00	15.89	0.00	125325.00	125325.00	12.98	0.00	153435.00	153435.00	14.10
11	JHARKHAND	14259.00	168401.00	182660.00	14.03	41000.00	177851.00	218851.00	13.96	33300.00	100854.00	134154.00	7.67
12	KARNATAKA	446951.00	36563.00	483514.00	7.10	409016.00	38279.00	447295.00	6.04	472300.00	32600.00	504900.00	7.08
13	KERALA	539216.00	1347705.00	1886921.00	33.67	689777.00	1415709.00	2105486.00	34.02	806200.00	1681806.00	2488006.00	31.95
14	MADHYA PRADESH	151.00	316062.00	316213.00	15.22	1000.00	388342.00	389342.00	14.89	1000.00	436726.00	437726.00	14.79
15	MAHARASHTRA	736954.00	806924.00	1543878.00	10.13	1069438.00	884571.00	1954009.00	10.92	463765.00	942940.00	1406705.00	8.10
16	MANIPUR
17	MEGHALAYA	3267.00	0.00	3267.00	0.52	7001.00	410.00	7411.00	5.20	7001.00	410.00	7411.00	5.08
18	MIZORAM
19	NAGALAND
20	ORISSA	7500.00	366254.00	373754.00	43.11	40285.00	402654.00	442939.00	41.43	0.00	489681.00	489681.00	36.33
21	PUNJAB
22	RAJASTHAN
23	SIKKIM
24	TAMIL NADU	700711.00	97044.00	797755.00	8.54	853321.00	66644.00	919965.00	9.11	954034.00	90317.00	1044351.00	9.33
25	TELANGANA	0.00	0.00	0.00	0.00	0.00	24251.00	24251.00	0.68	0.00	2358087.00	2358087.00	36.33
26	TRIPURA	5400.00	28609.00	34009.00	30.77	0.00	25272.00	25272.00	17.79	0.00	70600.00	70600.00	21.73
27	UTTARAKHAND	99165.00	241000.00	340165.00	27.85	110365.00	256329.00	366694.00	30.22	127255.00	223802.00	351057.00	29.68
28	UTTAR PRADESH	40757.00	250152.00	290909.00	15.61	213501.00	443087.00	656588.00	24.94	310504.00	401621.00	712125.00	22.90
29	WEST BENGAL	180915.00	419496.00	600411.00	16.10	204000.00	510817.00	714817.00	16.95	85140.00	545170.00	630310.00	18.06
	TOTAL STATES	4674296.00	6028697.00	10702993.00	14.66	6705711.00	6780810.00	13486521.00	15.30	7488734.00	9622354.00	17111088.00	18.21
30	A. & N. ISLANDS
31	CHANDIGARH	185345.00	258614.00	443959.00	75.41	201200.00	277816.00	479016.00	73.36	221700.00	294320.00	516020.00	72.74
32	DADRA & NAGAR HAVELI	0.00	0.00	0.00	0.00	0.00	0.00	0.00	0.00	10000.00	0.00	10000.00	16.47
33	DAMAN & DIU	0.00	0.00	0.00	0.00	0.00	0.00	0.00	0.00	20000.00	0.00	20000.00	16.68
34	DELHI	1038112.00	147373.00	1185485.00	61.58	1403800.00	152482.00	1556282.00	64.82	2227650.00	158435.00	2386085.00	70.08
35	LAKSHADWEEP
36	PUDUCHERRY	281500.00	0.00	281500.00	45.24	337500.00	0.00	337500.00	48.09	400653.00	0.00	400653.00	48.35
	TOTAL U.T.	1504957.00	405987.00	1910944.00	56.55	1942500.00	430298.00	2372798.00	58.87	2880003.00	452755.00	3332758.00	63.17
	TOTAL (STATE & UTS)	6179253.00	6434684.00	12613937.00	16.51	8648211.00	7211108.00	15859319.00	17.20	10368737.00	10075109.00	20443846.00	20.60

..NICNET..

STATEMENT NO. (16): PLAN & NON-PLAN BUDGETED EXPENDITURE ON TECHNICAL EDUCATION (Sub-head wise)

ACCOUNT: REVENUE ACCOUNT
PROGRAM: SCHOLARSHIPS

(RUPEES IN THOUSANDS)

SL. NO.	STATE/UNION TERRITORY	2013-14(ACTUALS)				2014-15(R.E.)				2015-16(B.E.)			
		PLAN	NON-PLAN	TOTAL	% AGE TO TOTAL EXP. ON TECH.EDU.	PLAN	NON-PLAN	TOTAL	% AGE TO TOTAL EXP. ON TECH.EDU.	PLAN	NON-PLAN	TOTAL	% AGE TO TOTAL EXP. ON TECH.EDU.
1	ANDHRA PRADESH	0.00	2213.00	2213.00	0.03	0.00	7569.00	7569.00	0.13	0.00	7487.00	7487.00	0.11
2	ARUNACHAL PRADESH
3	ASSAM	60.00	1750.00	1810.00	0.12	1100.00	4550.00	5650.00	0.12	1750.00	4550.00	6300.00	0.37
4	BIHAR
5	CHHATTISGARH	390.00	0.00	390.00	0.06	1000.00	50.00	1050.00	0.09	1500.00	50.00	1550.00	0.09
6	GOA
7	GUJARAT
8	HARYANA	0.00	6345.00	6345.00	0.22	0.00	15000.00	15000.00	0.41	0.00	16000.00	16000.00	0.38
9	HIMACHAL PRADESH
10	JAMMU & KASHMIR
11	JHARKHAND
12	KARNATAKA	315039.00	7904.00	322943.00	4.74	190000.00	8220.00	198220.00	2.68	114200.00	8500.00	122700.00	1.72
13	KERALA	4417.00	0.00	4417.00	0.08	6000.00	100.00	6100.00	0.10	7000.00	100.00	7100.00	0.09
14	MADHYA PRADESH	0.00	101.00	101.00	0.00	0.00	700.00	700.00	0.03	0.00	700.00	700.00	0.02
15	MAHARASHTRA	0.00	1980027.00	1980027.00	13.00	0.00	3200054.00	3200054.00	17.88	0.00	2200064.00	2200064.00	12.66
16	MANIPUR	0.00	0.00	0.00	0.00	0.00	350.00	350.00	0.37	0.00	350.00	350.00	0.36
17	MEGHALAYA
18	MIZORAM
19	NAGALAND	996.00	16493.00	17489.00	16.85	0.00	0.00	0.00	0.00	328.00	125387.00	125715.00	53.40
20	ORISSA
21	PUNJAB	0.00	0.00	0.00	0.00	0.00	24.00	24.00	0.00	0.00	24.00	24.00	0.00
22	RAJASTHAN	0.00	0.00	0.00	0.00	14001.00	0.00	14001.00	0.91	28001.00	0.00	28001.00	1.82
23	SIKKIM
24	TAMIL NADU	0.00	0.00	0.00	0.00	0.00	120.00	120.00	0.00	0.00	120.00	120.00	0.00
25	TELANGANA	0.00	0.00	0.00	0.00	485.00	4320.00	4805.00	0.13	485.00	4752.00	5237.00	0.08
26	TRIPURA	675.00	0.00	675.00	0.61	2877.00	0.00	2877.00	2.02	7677.00	0.00	7677.00	2.36
27	UTTARAKHAND
28	UTTAR PRADESH
29	WEST BENGAL
	TOTAL STATES	321577.00	2014833.00	2336410.00	3.20	215463.00	3241057.00	3456520.00	3.92	160941.00	2368084.00	2529025.00	2.69
30	A. & N. ISLANDS
31	CHANDIGARH
32	DADRA & NAGAR HAVELI
33	DAMAN & DIU	994.00	0.00	994.00	1.36	1100.00	0.00	1100.00	1.49	1100.00	0.00	1100.00	0.92
34	DELHI
35	LAKSHADWEEP
36	PUDUCHERRY	0.00	49.00	49.00	0.01	0.00	52.00	52.00	0.01	0.00	70.00	70.00	0.01
	TOTAL U.T.	994.00	49.00	1043.00	0.03	1100.00	52.00	1152.00	0.03	1100.00	70.00	1170.00	0.02
	TOTAL (STATE & UTs)	322571.00	2014882.00	2337453.00	3.06	216563.00	3241109.00	3457672.00	3.75	162041.00	2368154.00	2530195.00	2.55

..NICNET..

STATEMENT NO. (16): PLAN & NON-PLAN BUDGETED EXPENDITURE ON TECHNICAL EDUCATION (Sub-head wise)

ACCOUNT: REVENUE ACCOUNT
PROGRAM: TRAINING

(RUPEES IN THOUSANDS)

SL. NO.	STATE/UNION TERRITORY	2013-14(ACTUALS)				2014-15(R.E.)				2015-16(B.E.)			
		PLAN	NON-PLAN	TOTAL	% AGE TO TOTAL EXP. ON TECH.EDU.	PLAN	NON-PLAN	TOTAL	% AGE TO TOTAL EXP. ON TECH.EDU.	PLAN	NON-PLAN	TOTAL	% AGE TO TOTAL EXP. ON TECH.EDU.
1	ANDHRA PRADESH	58.00	0.00	58.00	0.00	300.00	0.00	300.00	0.01	300.00	0.00	300.00	0.00
2	ARUNACHAL PRADESH
3	ASSAM
4	BIHAR
5	CHHATTISGARH	0.00	2690.00	2690.00	0.40	0.00	2970.00	2970.00	0.26	0.00	3200.00	3200.00	0.18
6	GOA
7	GUJARAT	9195.00	0.00	9195.00	0.19	6000.00	0.00	6000.00	0.11	10000.00	0.00	10000.00	0.16
8	HARYANA
9	HIMACHAL PRADESH
10	JAMMU & KASHMIR
11	JHARKHAND	0.00	0.00	0.00	0.00	10744.00	0.00	10744.00	0.69	31480.00	0.00	31480.00	1.80
12	KARNATAKA	300.00	0.00	300.00	0.00	500.00	0.00	500.00	0.01	500.00	0.00	500.00	0.01
13	KERALA	99517.00	45254.00	144771.00	2.58	52000.00	51056.00	103056.00	1.66	93500.00	61186.00	154686.00	1.99
14	MADHYA PRADESH	0.00	0.00	0.00	0.00	0.00	1.00	1.00	0.00	0.00	1.00	1.00	0.00
15	MAHARASHTRA
16	MANIPUR
17	MEGHALAYA
18	MIZORAM
19	NAGALAND
20	ORISSA
21	PUNJAB
22	RAJASTHAN
23	SIKKIM
24	TAMIL NADU
25	TELANGANA	0.00	0.00	0.00	0.00	173.00	0.00	173.00	0.00	173.00	0.00	173.00	0.00
26	TRIPURA
27	UTTARAKHAND
28	UTTAR PRADESH
29	WEST BENGAL	0.00	11978.00	11978.00	0.32	0.00	15385.00	15385.00	0.36	0.00	16351.00	16351.00	0.47
	TOTAL STATES	109070.00	59922.00	168992.00	0.23	69717.00	69412.00	139129.00	0.16	135953.00	80738.00	216691.00	0.23
30	A. & N. ISLANDS
31	CHANDIGARH
32	DADRA & NAGAR HAVELI
33	DAMAN & DIU
34	DELHI
35	LAKSHADWEEP
36	PUDUCHERRY
	TOTAL U.T.	0.00	0.00	0.00	0.00	0.00	0.00	0.00	0.00	0.00	0.00	0.00	0.00
	TOTAL (STATE & UTs)	109070.00	59922.00	168992.00	0.22	69717.00	69412.00	139129.00	0.15	135953.00	80738.00	216691.00	0.22

..NICNET..

STATEMENT NO. (16): PLAN & NON-PLAN BUDGETED EXPENDITURE ON TECHNICAL EDUCATION (Sub-head wise)

ACCOUNT: REVENUE ACCOUNT
PROGRAM: OTHER EXPENDITURE

(RUPEES IN THOUSANDS)

SL. NO.	STATE/UNION TERRITORY	2013-14(ACTUALS)				2014-15(R.E.)				2015-16(B.E.)			
		PLAN	NON-PLAN	TOTAL	% AGE TO TOTAL EXP. ON TECH.EDU.	PLAN	NON-PLAN	TOTAL	% AGE TO TOTAL EXP. ON TECH.EDU.	PLAN	NON-PLAN	TOTAL	% AGE TO TOTAL EXP. ON TECH.EDU.
1	ANDHRA PRADESH
2	ARUNACHAL PRADESH
3	ASSAM
4	BIHAR	61249.00	0.00	61249.00	10.28	185000.00	3535.00	188535.00	14.00	129700.00	3500.00	133200.00	10.82
5	CHHATTISGARH	39738.00	12821.00	52559.00	7.82	23500.00	0.00	23500.00	2.05	23500.00	0.00	23500.00	1.34
6	GOA
7	GUJARAT	246642.00	59608.00	306250.00	6.43	278328.00	65427.00	343755.00	6.05	357325.00	73468.00	430793.00	6.82
8	HARYANA	0.00	447.00	447.00	0.02	60000.00	560.00	60560.00	1.65	60000.00	490.00	60490.00	1.42
9	HIMACHAL PRADESH	8121.00	0.00	8121.00	2.06	1417.00	0.00	1417.00	0.37	3175.00	0.00	3175.00	0.61
10	JAMMU & KASHMIR
11	JHARKHAND	60974.00	0.00	60974.00	4.68	181220.00	410.00	181630.00	11.59	236220.00	465.00	236685.00	13.53
12	KARNATAKA	619261.00	92870.00	712131.00	10.46	1270600.00	128426.00	1399026.00	18.91	221800.00	134500.00	356300.00	5.00
13	KERALA	30000.00	56719.00	86719.00	1.55	33000.00	69515.00	102515.00	1.66	33000.00	62536.00	95536.00	1.23
14	MADHYA PRADESH	27122.00	9998.00	37120.00	1.79	31000.00	12000.00	43000.00	1.64	45000.00	125000.00	170000.00	5.74
15	MAHARASHTRA	146559.00	45817.00	192376.00	1.26	161231.00	35036.00	196267.00	1.10	124611.00	38956.00	163567.00	0.94
16	MANIPUR
17	MEGHALAYA	4958.00	0.00	4958.00	0.79	6311.00	168.00	6479.00	4.55	6311.00	168.00	6479.00	4.44
18	MIZORAM
19	NAGALAND
20	ORISSA	850.00	242866.00	243716.00	28.11	5893.00	270212.00	276105.00	25.83	5273.00	380955.00	386228.00	28.65
21	PUNJAB	0.00	259471.00	259471.00	25.92	27099.00	385001.00	412100.00	23.73	7218.00	250001.00	257219.00	19.93
22	RAJASTHAN	37259.00	0.00	37259.00	2.89	186352.00	0.00	186352.00	12.13	221446.00	0.00	221446.00	14.43
23	SIKKIM
24	TAMIL NADU	0.00	371442.00	371442.00	3.97	0.00	337606.00	337606.00	3.34	0.00	333406.00	333406.00	2.98
25	TELANGANA
26	TRIPURA	4497.00	6757.00	11254.00	10.18	2573.00	6260.00	8833.00	6.22	9273.00	7800.00	17073.00	5.25
27	UTTARAKHAND	85310.00	87454.00	172764.00	14.14	138000.00	133590.00	271590.00	22.38	131071.00	41665.00	172736.00	14.60
28	UTTAR PRADESH	0.00	69396.00	69396.00	3.72	0.00	59300.00	59300.00	2.25	0.00	66807.00	66807.00	2.15
29	WEST BENGAL	1488283.00	52046.00	1540329.00	41.30	1525662.00	62661.00	1588323.00	37.66	1254900.00	66683.00	1321583.00	37.86
	TOTAL STATES	2860823.00	1367712.00	4228535.00	5.79	4117186.00	1569707.00	5686893.00	6.45	2869823.00	1586400.00	4456223.00	4.74
30	A. & N. ISLANDS
31	CHANDIGARH
32	DADRA & NAGAR HAVELI
33	DAMAN & DIU	2615.00	0.00	2615.00	3.59	3000.00	0.00	3000.00	4.07	3100.00	0.00	3100.00	2.59
34	DELHI	763.00	0.00	763.00	0.04	1100.00	0.00	1100.00	0.05	1300.00	0.00	1300.00	0.04
35	LAKSHADWEEP
36	PUDUCHERRY	47001.00	0.00	47001.00	7.55	50000.00	0.00	50000.00	7.13	64500.00	0.00	64500.00	7.78
	TOTAL U.T.	50379.00	0.00	50379.00	1.49	54100.00	0.00	54100.00	1.34	68900.00	0.00	68900.00	1.31
	TOTAL (STATE & UTS)	2911202.00	1367712.00	4278914.00	5.60	4171286.00	1569707.00	5740993.00	6.23	2938723.00	1586400.00	4525123.00	4.56

..NICNET..

STATEMENT NO. (17): PLAN & NON-PLAN BUDGETED EXPENDITURE ON GENERAL EDUCATION PROGRAMME

ACCOUNT: REVENUE ACCOUNT
PROGRAM: TOTAL EXPENDITURE

(RUPEES IN THOUSANDS)

SL. NO.	STATE/UNION TERRITORY	2013-14(ACTUALS)				2014-15(R.E.)				2015-16(B.E.)			
		PLAN	NON-PLAN	TOTAL	% AGE TO TOTAL EXP. ON EDUCATION	PLAN	NON-PLAN	TOTAL	% AGE TO TOTAL EXP. ON EDUCATION	PLAN	NON-PLAN	TOTAL	% AGE TO TOTAL EXP. ON EDUCATION
1	ANDHRA PRADESH	3645.00	808469.00	812114.00	0.46	17383.00	738618.00	756001.00	0.57	10100.00	679616.00	689716.00	0.44
2	ARUNACHAL PRADESH	0.00	48443.00	48443.00	0.78	0.00	33491.00	33491.00	0.32	3210.00	40390.00	43600.00	0.32
3	ASSAM	301507.00	208479.00	509986.00	0.54	631404.00	93021.00	724425.00	0.52	468002.00	286130.00	754132.00	0.54
4	BIHAR	2087157.00	232304.00	2319461.00	1.73	960006.00	310789.00	1270795.00	0.63	1551900.00	317318.00	1869218.00	0.89
5	CHHATTISGARH	22038.00	101913.00	123951.00	0.21	30100.00	73180.00	103280.00	0.12	29700.00	81240.00	110940.00	0.12
6	GOA	9188.00	75129.00	84317.00	0.83	13500.00	87252.00	100752.00	0.94	13500.00	102252.00	115752.00	0.85
7	GUJARAT	1974000.00	637407.00	2611407.00	1.84	2324413.00	694517.00	3018930.00	1.84	2910388.00	758624.00	3669012.00	2.06
8	HARYANA
9	HIMACHAL PRADESH	180956.00	102602.00	283558.00	0.78	72005.00	103177.00	175182.00	0.39	85500.00	115725.00	201225.00	0.27
10	JAMMU & KASHMIR	0.00	82447.00	82447.00	0.28	0.00	91620.00	91620.00	0.25	0.00	95389.00	95389.00	0.25
11	JHARKHAND
12	KARNATAKA	1217402.00	19342.00	1236744.00	0.76	2870401.00	29436.00	2899837.00	1.43	5344400.00	29300.00	5373700.00	2.82
13	KERALA	193520.00	1948.00	195468.00	0.22	314030.00	225395.00	539425.00	0.44	578700.00	269505.00	848205.00	0.57
14	MADHYA PRADESH	839762.00	249529.00	1089291.00	1.01	843100.00	430415.00	1273515.00	0.99	889600.00	446326.00	1335926.00	0.90
15	MAHARASHTRA	576571.00	1092762.00	1669333.00	0.46	470629.00	1283694.00	1754323.00	0.46	314811.00	1135512.00	1450323.00	0.36
16	MANIPUR	26217.00	172983.00	199200.00	2.74	104885.00	210795.00	315680.00	3.61	100555.00	221135.00	321690.00	3.58
17	MEGHALAYA	92128.00	120587.00	212715.00	2.23	122400.00	238150.00	360550.00	3.46	122000.00	264499.00	386499.00	3.57
18	MIZORAM	49362.00	128325.00	177687.00	2.32	195461.00	154720.00	350181.00	3.98	212088.00	167400.00	379488.00	3.99
19	NAGALAND
20	ORISSA	27403.00	43528.00	70931.00	0.09	555810.00	47333.00	603143.00	0.56	362655.00	49403.00	412058.00	0.35
21	PUNJAB	0.00	266816.00	266816.00	0.42	0.00	292532.00	292532.00	0.36	0.00	316670.00	316670.00	0.35
22	RAJASTHAN	91597.00	175165.00	266762.00	0.18	462320.00	213483.00	675803.00	0.33	563695.00	235345.00	799040.00	0.34
23	SIKKIM	404975.00	60981.00	465956.00	7.72	119415.00	73054.00	192469.00	2.95	144448.00	109912.00	254360.00	3.95
24	TAMIL NADU	0.00	6225559.00	6225559.00	3.16	0.00	4480000.00	4480000.00	1.97	0.00	4800000.00	4800000.00	2.00
25	TELANGANA	0.00	0.00	0.00	0.00	6034.00	522814.00	528848.00	0.71	6034.00	723497.00	729531.00	0.71
26	TRIPURA	4405.00	79484.00	83889.00	0.77	4566.00	103548.00	108114.00	0.82	5100.00	153188.00	158288.00	1.08
27	UTTARAKHAND	207003.00	113207.00	320210.00	0.84	265080.00	128318.00	393398.00	0.83	311824.00	178655.00	490479.00	0.97
28	UTTAR PRADESH	167739.00	287980.00	455719.00	0.16	415086.00	515528.00	930614.00	0.33	412006.00	534790.00	946796.00	0.26
29	WEST BENGAL	1889739.00	659960.00	2549699.00	1.52	1545551.00	770764.00	2316315.00	1.13	1541552.00	750315.00	2291867.00	0.86
TOTAL STATES		10366314.00	11995349.00	22361663.00	0.88	12343579.00	11945644.00	24289223.00	0.79	15981768.00	12862136.00	28843904.00	0.82
30	A. & N. ISLANDS	61324.00	29380.00	90704.00	2.51	62315.00	33197.00	95512.00	2.47	83070.00	35752.00	118822.00	2.73
31	CHANDIGARH	0.00	41803.00	41803.00	0.95	0.00	43351.00	43351.00	0.87	100.00	47769.00	47869.00	1.04
32	DADRA & NAGAR HAVELI	34670.00	6589.00	41259.00	3.89	69430.00	7415.00	76845.00	5.86	109410.00	7220.00	116630.00	7.58
33	DAMAN & DIU	22067.00	1753.00	23820.00	3.22	73300.00	3200.00	76500.00	8.09	97400.00	3300.00	100700.00	8.96
34	DELHI	711519.00	540348.00	1251867.00	1.89	1877400.00	607668.00	2485068.00	3.42	1507000.00	703080.00	2210080.00	2.52
35	LAKE SHADWEEP	0.00	740564.00	740564.00	66.00	231400.00	749400.00	980800.00	87.37	260000.00	35100.00	295100.00	24.46
36	PUDUCHERRY	25094.00	62866.00	87960.00	1.58	99258.00	68806.00	168064.00	2.66	86683.00	76139.00	162822.00	2.10
TOTAL U. T.		854674.00	1423303.00	2277977.00	2.76	2413103.00	1513037.00	3926140.00	4.31	2143663.00	908360.00	3052023.00	2.82
TOTAL (STATE & UTS)		11220988.00	13418652.00	24639640.00	0.94	14756682.00	13458681.00	28215363.00	0.89	18125431.00	13770496.00	31895927.00	0.88
CENTRE TOTAL		1045700.00	1215900.00	2261600.00	0.32	962700.00	1571400.00	2534100.00	0.36	952600.00	1812500.00	2765100.00	0.40
GRAND TOTAL		12266688.00	14634552.00	26901240.00	0.81	15719382.00	15030081.00	30749463.00	0.79	19078031.00	15582996.00	34661027.00	0.80

..NICNET..

STATEMENT NO. (18): PLAN & NON-PLAN BUDGETED EXPENDITURE ON GENERAL EDUCATION PROGRAMME (Sub-head wise)

ACCOUNT: REVENUE ACCOUNT
PROGRAM: DIRECTION & ADMINISTRATION

(RUPEES IN THOUSANDS)

SL. NO.	STATE/UNION TERRITORY	2013-14(ACTUALS)				2014-15(R.E.)				2015-16(B.E.)			
		PLAN	NON-PLAN	TOTAL	% AGE TO TOTAL EXP. ON GENERAL	PLAN	NON-PLAN	TOTAL	% AGE TO TOTAL EXP. ON GENERAL	PLAN	NON-PLAN	TOTAL	% AGE TO TOTAL EXP. ON GENERAL
1	ANDHRA PRADESH	0.00	710595.00	710595.00	87.50	1917.00	681841.00	683758.00	90.44	0.00	606492.00	606492.00	87.93
2	ARUNACHAL PRADESH	0.00	48443.00	48443.00	100.00	0.00	33491.00	33491.00	100.00	3210.00	40390.00	43600.00	100.00
3	ASSAM	633.00	55108.00	55741.00	10.93	1500.00	67543.00	69043.00	9.53	8360.00	73113.00	81473.00	10.80
4	BIHAR	2084157.00	46078.00	2130235.00	91.84	326276.00	68404.00	394680.00	31.06	410000.00	67423.00	477423.00	25.54
5	CHHATTISGARH	21678.00	99718.00	121396.00	97.94	30100.00	71280.00	101380.00	98.16	29700.00	79340.00	109040.00	98.29
6	GOA	9188.00	75129.00	84317.00	100.00	13500.00	87252.00	100752.00	100.00	13500.00	102252.00	115752.00	100.00
7	GUJARAT	519172.00	358032.00	877204.00	33.59	836490.00	387595.00	1224085.00	40.55	1167170.00	443891.00	1611061.00	43.91
8	HARYANA
9	HIMACHAL PRADESH
10	JAMMU & KASHMIR
11	JHARKHAND
12	KARNATAKA	0.00	4921.00	4921.00	0.40	0.00	5849.00	5849.00	0.20	0.00	6800.00	6800.00	0.13
13	KERALA
14	MADHYA PRADESH	788131.00	159591.00	947722.00	87.00	770000.00	214047.00	984047.00	77.27	800000.00	229688.00	1029688.00	77.08
15	MAHARASHTRA	16184.00	636661.00	652845.00	39.11	19924.00	661820.00	681744.00	38.86	7953.00	732646.00	740599.00	51.06
16	MANIPUR	5659.00	51996.00	57655.00	28.94	7860.00	60818.00	68678.00	21.76	7860.00	63839.00	71699.00	22.29
17	MEGHALAYA	0.00	305.00	305.00	0.14	0.00	84.00	84.00	0.02	0.00	124.00	124.00	0.03
18	MIZORAM	2904.00	6631.00	9535.00	5.37	2200.00	9700.00	11900.00	3.40	375.00	9700.00	10075.00	2.65
19	NAGALAND
20	ORISSA	444.00	29638.00	30082.00	42.41	5000.00	31780.00	36780.00	6.10	3537.00	33872.00	37409.00	9.08
21	PUNJAB	0.00	265501.00	265501.00	99.51	0.00	290789.00	290789.00	99.40	0.00	314685.00	314685.00	99.37
22	RAJASTHAN
23	SIKKIM	319983.00	60981.00	380964.00	81.76	30473.00	73054.00	103527.00	53.79	138608.00	109912.00	248520.00	97.70
24	TAMIL NADU
25	TELANGANA	0.00	0.00	0.00	0.00	835.00	467916.00	468751.00	88.64	835.00	645834.00	646669.00	88.64
26	TRIPURA	4405.00	79484.00	83889.00	100.00	4566.00	103548.00	108114.00	100.00	5100.00	153188.00	158288.00	100.00
27	UTTARAKHAND	4105.00	0.00	4105.00	1.28	5199.00	0.00	5199.00	1.32	0.00	6587.00	6587.00	1.34
28	UTTAR PRADESH	0.00	25639.00	25639.00	5.63	0.00	28366.00	28366.00	3.05	0.00	38536.00	38536.00	4.07
29	WEST BENGAL	1050130.00	93100.00	1143230.00	44.84	1180363.00	118425.00	1298788.00	56.07	1151303.00	82431.00	1233734.00	53.83
	TOTAL STATES	4826773.00	2807551.00	7634324.00	34.14	3236203.00	3463602.00	6699805.00	27.58	3747511.00	3840743.00	7588254.00	26.31
30	A. & N. ISLANDS	46908.00	28028.00	74936.00	82.62	48045.00	31719.00	79764.00	83.51	55100.00	34133.00	89233.00	75.10
31	CHANDIGARH	0.00	41783.00	41783.00	99.95	0.00	43034.00	43034.00	99.27	100.00	47439.00	47539.00	99.31
32	DADRA & NAGAR HAVELI	2328.00	6589.00	8917.00	21.61	2430.00	7415.00	9845.00	12.81	1710.00	7220.00	8930.00	7.66
33	DAMAN & DIU
34	DELHI	0.00	168533.00	168533.00	13.46	0.00	184098.00	184098.00	7.41	0.00	223920.00	223920.00	10.13
35	LAKSHADWEEP	0.00	6725.00	6725.00	0.91	0.00	9400.00	9400.00	0.96	0.00	10100.00	10100.00	3.42
36	PUDUCHERRY	10733.00	58730.00	69463.00	78.97	8909.00	64646.00	73555.00	43.77	10878.00	70021.00	80899.00	49.69
	TOTAL U.T.	59969.00	310388.00	370357.00	16.26	59384.00	340312.00	399696.00	10.18	67788.00	392833.00	460621.00	15.09
	TOTAL (STATE & UTS)	4886742.00	3117939.00	8004681.00	32.49	3295587.00	3803914.00	7099501.00	25.16	3815299.00	4233576.00	8048875.00	25.23

..NICNET..

STATEMENT NO. (18): PLAN & NON-PLAN BUDGETED EXPENDITURE ON GENERAL EDUCATION PROGRAMME (Sub-head wise)

ACCOUNT: REVENUE ACCOUNT
PROGRAM: SCHOLARSHIPS

(RUPEES IN THOUSANDS)

SL. NO.	STATE/UNION TERRITORY	2013-14(ACTUALS)				2014-15(R.E.)				2015-16(B.E.)			
		PLAN	NON-PLAN	TOTAL	% AGE TO TOTAL EXP. ON GENERAL	PLAN	NON-PLAN	TOTAL	% AGE TO TOTAL EXP. ON GENERAL	PLAN	NON-PLAN	TOTAL	% AGE TO TOTAL EXP. ON GENERAL
1	ANDHRA PRADESH
2	ARUNACHAL PRADESH
3	ASSAM
4	BIHAR
5	CHHATTISGARH
6	GOA
7	GUJARAT	1003500.00	0.00	1003500.00	38.43	1014000.00	0.00	1014000.00	33.59	1013001.00	0.00	1013001.00	27.61
8	HARYANA
9	HIMACHAL PRADESH	179094.00	35000.00	214094.00	75.50	72003.00	20000.00	92003.00	52.52	85000.00	20001.00	105001.00	52.18
10	JAMMU & KASHMIR
11	JHARKHAND
12	KARNATAKA	0.00	20.00	20.00	0.00	0.00	243.00	243.00	0.01	0.00	700.00	700.00	0.01
13	KERALA
14	MADHYA PRADESH	0.00	69323.00	69323.00	6.36	0.00	187920.00	187920.00	14.76	0.00	187920.00	187920.00	14.07
15	MAHARASHTRA	7000.00	3216.00	10216.00	0.61	4970.00	6923.00	11893.00	0.68	4970.00	5037.00	10007.00	0.69
16	MANIPUR	0.00	99.00	99.00	0.05	0.00	150.00	150.00	0.05	0.00	150.00	150.00	0.05
17	MEGHALAYA	224.00	0.00	224.00	0.11	200.00	0.00	200.00	0.06	200.00	0.00	200.00	0.05
18	MIZORAM	0.00	0.00	0.00	0.00	3500.00	0.00	3500.00	1.00	0.00	0.00	0.00	0.00
19	NAGALAND
20	ORISSA
21	PUNJAB	0.00	165.00	165.00	0.06	0.00	243.00	243.00	0.08	0.00	185.00	185.00	0.06
22	RAJASTHAN
23	SIKKIM	84992.00	0.00	84992.00	18.24	88942.00	0.00	88942.00	46.21	5840.00	0.00	5840.00	2.30
24	TAMIL NADU
25	TELANGANA
26	TRIPURA
27	UTTARAKHAND
28	UTTAR PRADESH
29	WEST BENGAL	564554.00	356503.00	921057.00	36.12	2795.00	396014.00	398809.00	17.22	2810.00	431497.00	434307.00	18.95
	TOTAL STATES	1839364.00	464326.00	2303690.00	10.30	1186410.00	611493.00	1797903.00	7.40	1111821.00	645490.00	1757311.00	6.09
30	A. & N. ISLANDS	0.00	297.00	297.00	0.33	0.00	300.00	300.00	0.31	0.00	300.00	300.00	0.25
31	CHANDIGARH	0.00	20.00	20.00	0.05	0.00	317.00	317.00	0.73	0.00	330.00	330.00	0.69
32	DADRA & NAGAR HAVELI	32342.00	0.00	32342.00	78.39	67000.00	0.00	67000.00	87.19	107700.00	0.00	107700.00	92.34
33	DAMAN & DIU	6675.00	121.00	6796.00	28.53	54700.00	700.00	55400.00	72.42	72500.00	700.00	73200.00	72.69
34	DELHI	25210.00	0.00	25210.00	2.01	22000.00	0.00	22000.00	0.89	30000.00	0.00	30000.00	1.36
35	LAKSHADWEEP
36	PUDUCHERRY	0.00	70.00	70.00	0.08	0.00	300.00	300.00	0.18	0.00	383.00	383.00	0.24
	TOTAL U.T.	64227.00	508.00	64735.00	2.84	143700.00	1617.00	145317.00	3.70	210200.00	1713.00	211913.00	6.94
	TOTAL (STATE & UTs)	1903591.00	464834.00	2368425.00	9.61	1330110.00	613110.00	1943220.00	6.89	1322021.00	647203.00	1969224.00	6.17

..NICNET..

STATEMENT NO. (18): PLAN & NON-PLAN BUDGETED EXPENDITURE ON GENERAL EDUCATION PROGRAMME (Sub-head wise)

ACCOUNT: REVENUE ACCOUNT
PROGRAM: RESEARCH

(RUPEES IN THOUSANDS)

SL. NO.	STATE/UNION TERRITORY	2013-14(ACTUALS)				2014-15(R.E.)				2015-16(B.E.)			
		PLAN	NON-PLAN	TOTAL	% AGE TO TOTAL EXP. ON GENERAL	PLAN	NON-PLAN	TOTAL	% AGE TO TOTAL EXP. ON GENERAL	PLAN	NON-PLAN	TOTAL	% AGE TO TOTAL EXP. ON GENERAL
1	ANDHRA PRADESH
2	ARUNACHAL PRADESH
3	ASSAM	278796.00	0.00	278796.00	54.67	389744.00	0.00	389744.00	53.80	423790.00	0.00	423790.00	56.20
4	BIHAR	3000.00	184808.00	187808.00	8.10	50000.00	240358.00	290358.00	22.85	20000.00	247656.00	267656.00	14.32
5	CHHATTISGARH
6	GOA
7	GUJARAT
8	HARYANA
9	HIMACHAL PRADESH	1205.00	0.00	1205.00	0.42	1.00	0.00	1.00	0.00	0.00	0.00	0.00	0.00
10	JAMMU & KASHMIR	0.00	29740.00	29740.00	36.07	0.00	33471.00	33471.00	36.53	0.00	36109.00	36109.00	37.85
11	JHARKHAND
12	KARNATAKA	14413.00	7271.00	21684.00	1.75	19118.00	10929.00	30047.00	1.04	20000.00	9700.00	29700.00	0.55
13	KERALA	120000.00	0.00	120000.00	61.39	110000.00	1.00	110001.00	20.39	130000.00	1.00	130001.00	15.33
14	MADHYA PRADESH
15	MAHARASHTRA	0.00	4473.00	4473.00	0.27	0.00	4550.00	4550.00	0.26	0.00	5000.00	5000.00	0.34
16	MANIPUR
17	MEGHALAYA
18	MIZORAM
19	NAGALAND
20	ORISSA
21	PUNJAB
22	RAJASTHAN	2548.00	61329.00	63877.00	23.95	3695.00	73832.00	77527.00	11.47	5507.00	75232.00	80739.00	10.10
23	SIKKIM
24	TAMIL NADU
25	TELANGANA
26	TRIPURA
27	UTTARAKHAND
28	UTTAR PRADESH	0.00	27109.00	27109.00	5.95	0.00	30201.00	30201.00	3.25	0.00	35569.00	35569.00	3.76
29	WEST BENGAL	0.00	0.00	0.00	0.00	493.00	469.00	962.00	0.04	763.00	492.00	1255.00	0.05
TOTAL STATES		419962.00	314730.00	734692.00	3.29	573051.00	393811.00	966862.00	3.98	600060.00	409759.00	1009819.00	3.50
30	A. & N. ISLANDS
31	CHANDIGARH
32	DADRA & NAGAR HAVELI
33	DAMAN & DIU
34	DELHI
35	LAKSHADWEEP
36	PUDUCHERRY	0.00	0.00	0.00	0.00	0.00	0.00	0.00	0.00	0.00	5.00	5.00	0.00
TOTAL U.T.		0.00	0.00	0.00	0.00	0.00	0.00	0.00	0.00	0.00	5.00	5.00	0.00
TOTAL (STATE & UTs)		419962.00	314730.00	734692.00	2.98	573051.00	393811.00	966862.00	3.43	600060.00	409764.00	1009824.00	3.17

..NICNET..

STATEMENT NO. (18): PLAN & NON-PLAN BUDGETED EXPENDITURE ON GENERAL EDUCATION PROGRAMME (Sub-head wise)

ACCOUNT: REVENUE ACCOUNT
PROGRAM: TRAINING

(RUPEES IN THOUSANDS)

SL. NO.	STATE/UNION TERRITORY	2013-14(ACTUALS)				2014-15(R.E.)				2015-16(B.E.)			
		PLAN	NON-PLAN	TOTAL	% AGE TO TOTAL EXP. ON GENERAL	PLAN	NON-PLAN	TOTAL	% AGE TO TOTAL EXP. ON GENERAL	PLAN	NON-PLAN	TOTAL	% AGE TO TOTAL EXP. ON GENERAL
1	ANDHRA PRADESH	1138.00	46819.00	47957.00	5.91	15216.00	25929.00	41145.00	5.44	10000.00	36557.00	46557.00	6.75
2	ARUNACHAL PRADESH
3	ASSAM	3629.00	148314.00	151943.00	29.79	188011.00	18639.00	206650.00	28.53	11403.00	205934.00	217337.00	28.82
4	BIHAR	0.00	0.00	0.00	0.00	500006.00	0.00	500006.00	39.35	1121900.00	0.00	1121900.00	60.02
5	CHHATTISGARH
6	GOA
7	GUJARAT
8	HARYANA
9	HIMACHAL PRADESH
10	JAMMU & KASHMIR	0.00	52707.00	52707.00	63.93	0.00	58149.00	58149.00	63.47	0.00	59280.00	59280.00	62.15
11	JHARKHAND
12	KARNATAKA	1102819.00	0.00	1102819.00	89.17	1628083.00	0.00	1628083.00	56.14	1470000.00	0.00	1470000.00	27.36
13	KERALA	19520.00	0.00	19520.00	9.99	45530.00	200914.00	246444.00	45.69	48500.00	244129.00	292629.00	34.50
14	MADHYA PRADESH
15	MAHARASHTRA	102768.00	157137.00	259905.00	15.57	171089.00	150329.00	321418.00	18.32	86040.00	183701.00	269741.00	18.60
16	MANIPUR	19235.00	31214.00	50449.00	25.33	11705.00	39731.00	51436.00	16.29	7375.00	41663.00	49038.00	15.24
17	MEGHALAYA	86026.00	64077.00	150103.00	70.57	107090.00	156651.00	263741.00	73.15	107090.00	174960.00	282050.00	72.98
18	MIZORAM	33709.00	67868.00	101577.00	57.17	176761.00	76120.00	252881.00	72.21	200713.00	88900.00	289613.00	76.32
19	NAGALAND
20	ORISSA	14453.00	9362.00	23815.00	33.57	170440.00	9671.00	180111.00	29.86	144288.00	9953.00	154241.00	37.43
21	PUNJAB
22	RAJASTHAN	61234.00	104965.00	166199.00	62.30	328295.00	129075.00	457370.00	67.68	387688.00	148847.00	536535.00	67.15
23	SIKKIM
24	TAMIL NADU
25	TELANGANA	0.00	0.00	0.00	0.00	4849.00	18081.00	22930.00	4.34	4849.00	25744.00	30593.00	4.19
26	TRIPURA
27	UTTARAKHAND	200507.00	15323.00	215830.00	67.40	251632.00	16205.00	267837.00	68.08	304826.00	19765.00	324591.00	66.18
28	UTTAR PRADESH	125107.00	144009.00	269116.00	59.05	131181.00	171571.00	302752.00	32.53	189313.00	183477.00	372790.00	39.37
29	WEST BENGAL
	TOTAL STATES	1770145.00	841795.00	2611940.00	11.68	3729888.00	1071065.00	4800953.00	19.77	4093985.00	1422910.00	5516895.00	19.13
30	A. & N. ISLANDS
31	CHANDIGARH
32	DADRA & NAGAR HAVELI
33	DAMAN & DIU
34	DELHI	0.00	715.00	715.00	0.06	0.00	470.00	470.00	0.02	0.00	800.00	800.00	0.04
35	LAKSHADWEEP
36	PUDUCHERRY	0.00	0.00	0.00	0.00	0.00	0.00	0.00	0.00	28027.00	0.00	28027.00	17.21
	TOTAL U.T.	0.00	715.00	715.00	0.03	0.00	470.00	470.00	0.01	28027.00	800.00	28827.00	0.94
	TOTAL (STATE & UTS)	1770145.00	842510.00	2612655.00	10.60	3729888.00	1071535.00	4801423.00	17.02	4122012.00	1423710.00	5545722.00	17.39

..NICNET..

STATEMENT NO. (18): PLAN & NON-PLAN BUDGETED EXPENDITURE ON GENERAL EDUCATION PROGRAMME (Sub-head wise)

ACCOUNT: REVENUE ACCOUNT
PROGRAM: OTHER EXPENDITURE

(RUPEES IN THOUSANDS)

SL. NO.	STATE/UNION TERRITORY	2013-14(ACTUALS)				2014-15(R.E.)				2015-16(B.E.)			
		PLAN	NON-PLAN	TOTAL	% AGE TO TOTAL EXP. ON GENERAL	PLAN	NON-PLAN	TOTAL	% AGE TO TOTAL EXP. ON GENERAL	PLAN	NON-PLAN	TOTAL	% AGE TO TOTAL EXP. ON GENERAL
1	ANDHRA PRADESH	2507.00	51055.00	53562.00	6.60	250.00	30848.00	31098.00	4.11	100.00	36567.00	36667.00	5.32
2	ARUNACHAL PRADESH
3	ASSAM	18449.00	5057.00	23506.00	4.61	52149.00	6839.00	58988.00	8.14	24449.00	7083.00	31532.00	4.18
4	BIHAR	0.00	1418.00	1418.00	0.06	83724.00	2027.00	85751.00	6.75	0.00	2239.00	2239.00	0.12
5	CHHATTISGARH	360.00	2195.00	2555.00	2.06	0.00	1900.00	1900.00	1.84	0.00	1900.00	1900.00	1.71
6	GOA
7	GUJARAT	451328.00	279375.00	730703.00	27.98	473923.00	306922.00	780845.00	25.86	730217.00	314733.00	1044950.00	28.48
8	HARYANA
9	HIMACHAL PRADESH	657.00	67602.00	68259.00	24.07	1.00	83177.00	83178.00	47.48	500.00	95724.00	96224.00	47.82
10	JAMMU & KASHMIR
11	JHARKHAND
12	KARNATAKA	100170.00	7130.00	107300.00	8.68	1223200.00	12415.00	1235615.00	42.61	3854400.00	12100.00	3866500.00	71.95
13	KERALA	54000.00	1948.00	55948.00	28.62	158500.00	24480.00	182980.00	33.92	400200.00	25375.00	425575.00	50.17
14	MADHYA PRADESH	51631.00	20615.00	72246.00	6.63	73100.00	28448.00	101548.00	7.97	89600.00	28718.00	118318.00	8.86
15	MAHARASHTRA	450619.00	291275.00	741894.00	44.44	274646.00	460072.00	734718.00	41.88	215848.00	209128.00	424976.00	29.30
16	MANIPUR	1323.00	89674.00	90997.00	45.68	85320.00	110096.00	195416.00	61.90	85320.00	115483.00	200803.00	62.42
17	MEGHALAYA	5878.00	56205.00	62083.00	29.19	15110.00	81415.00	96525.00	26.77	14710.00	89415.00	104125.00	26.94
18	MIZORAM	12749.00	53826.00	66575.00	37.47	13000.00	68900.00	81900.00	23.39	11000.00	68800.00	79800.00	21.03
19	NAGALAND
20	ORISSA	12506.00	4528.00	17034.00	24.01	380370.00	5882.00	386252.00	64.04	214830.00	5578.00	220408.00	53.49
21	PUNJAB	0.00	1150.00	1150.00	0.43	0.00	1500.00	1500.00	0.51	0.00	1800.00	1800.00	0.57
22	RAJASTHAN	27815.00	8871.00	36686.00	13.75	130330.00	10576.00	140906.00	20.85	170500.00	11266.00	181766.00	22.75
23	SIKKIM
24	TAMIL NADU	0.00	6225559.00	6225559.00	100.00	0.00	4480000.00	4480000.00	100.00	0.00	4800000.00	4800000.00	100.00
25	TELANGANA	0.00	0.00	0.00	0.00	350.00	36817.00	37167.00	7.03	350.00	51919.00	52269.00	7.16
26	TRIPURA
27	UTTARAKHAND	2391.00	97884.00	100275.00	31.32	8249.00	112113.00	120362.00	30.60	6998.00	152303.00	159301.00	32.48
28	UTTAR PRADESH	42632.00	91223.00	133855.00	29.37	283905.00	285390.00	569295.00	61.17	222693.00	277208.00	499901.00	52.80
29	WEST BENGAL	275055.00	210357.00	485412.00	19.04	361900.00	255856.00	617756.00	26.67	386676.00	235895.00	622571.00	27.16
	TOTAL STATES	1510070.00	7566947.00	9077017.00	40.59	3618027.00	6405673.00	10023700.00	41.27	6428391.00	6543234.00	12971625.00	44.97
30	A. & N. ISLANDS	14416.00	1055.00	15471.00	17.06	14270.00	1178.00	15448.00	16.17	27970.00	1319.00	29289.00	24.65
31	CHANDIGARH
32	DADRA & NAGAR HAVELI
33	DAMAN & DIU	15392.00	1632.00	17024.00	71.47	18600.00	2500.00	21100.00	27.58	24900.00	2600.00	27500.00	27.31
34	DELHI	686309.00	371100.00	1057409.00	84.47	1855400.00	423100.00	2278500.00	91.69	1477000.00	478360.00	1955360.00	88.47
35	LAKSHADWEEP	0.00	733839.00	733839.00	99.09	231400.00	740000.00	971400.00	99.04	260000.00	25000.00	285000.00	96.58
36	PUDUCHERRY	14361.00	4066.00	18427.00	20.95	90349.00	3860.00	94209.00	56.06	47778.00	5730.00	53508.00	32.86
	TOTAL U. T.	730478.00	1111692.00	1842170.00	80.87	2210019.00	1170638.00	3380657.00	86.11	1837648.00	513009.00	2350657.00	77.02
	TOTAL (STATE & UTs)	2240548.00	8678639.00	10919187.00	44.32	5828046.00	7576311.00	13404357.00	47.51	8266039.00	7056243.00	15322282.00	48.04

..NICNET..

STATEMENT NO. (19): PLAN & NON-PLAN BUDGETED EXPENDITURE ON LANGUAGE DEVELOPMENT

ACCOUNT: REVENUE ACCOUNT
PROGRAM: TOTAL EXPENDITURE

(RUPEES IN THOUSANDS)

SL. NO.	STATE/UNION TERRITORY	2013-14(ACTUALS)				2014-15(R.E.)				2015-16(B.E.)			
		PLAN	NON-PLAN	TOTAL	% AGE TO TOTAL EXP. ON EDUCATION	PLAN	NON-PLAN	TOTAL	% AGE TO TOTAL EXP. ON EDUCATION	PLAN	NON-PLAN	TOTAL	% AGE TO TOTAL EXP. ON EDUCATION
1	ANDHRA PRADESH	0.00	295176.00	295176.00	0.17	0.00	253611.00	253611.00	0.19	0.00	375276.00	375276.00	0.24
2	ARUNACHAL PRADESH
3	ASSAM	40980.00	1320980.00	1361960.00	1.45	91839.00	1840237.00	1932076.00	1.38	48000.00	2038351.00	2086351.00	1.49
4	BIHAR	0.00	994516.00	994516.00	0.74	0.00	5453414.00	5453414.00	2.71	0.00	4555000.00	4555000.00	2.17
5	CHHATTISGARH	6923.00	13348.00	20271.00	0.03	9625.00	18272.00	27897.00	0.03	10230.00	18391.00	28621.00	0.03
6	GOA	20468.00	0.00	20468.00	0.20	101500.00	500.00	102000.00	0.96	103500.00	500.00	104000.00	0.76
7	GUJARAT	18558.00	75247.00	93805.00	0.07	24713.00	73861.00	98574.00	0.06	36102.00	80451.00	116553.00	0.07
8	HARYANA
9	HIMACHAL PRADESH	5240.00	251110.00	256350.00	0.70	3460.00	87525.00	90985.00	0.20	6550.00	91804.00	98354.00	0.13
10	JAMMU & KASHMIR
11	JHARKHAND	0.00	522519.00	522519.00	1.48	0.00	589751.00	589751.00	1.12	0.00	1318078.00	1318078.00	2.02
12	KARNATAKA	48897.00	274340.00	323237.00	0.20	50600.00	259207.00	309807.00	0.15	50000.00	277800.00	327800.00	0.17
13	KERALA	36500.00	81671.00	118171.00	0.13	57300.00	77312.00	134612.00	0.11	61100.00	85284.00	146384.00	0.10
14	MADHYA PRADESH	0.00	120347.00	120347.00	0.11	0.00	132231.00	132231.00	0.10	0.00	153335.00	153335.00	0.10
15	MAHARASHTRA	0.00	991.00	991.00	0.00	0.00	1296.00	1296.00	0.00	0.00	1296.00	1296.00	0.00
16	MANIPUR	4417.00	1093.00	5510.00	0.08	10657.00	3568.00	14225.00	0.16	4700.00	3726.00	8426.00	0.09
17	MEGHALAYA	645.00	0.00	645.00	0.01	400.00	0.00	400.00	0.00	400.00	0.00	400.00	0.00
18	MIZORAM	197622.00	307904.00	505526.00	6.60	206554.00	406855.00	613409.00	6.98	217417.00	398795.00	616212.00	6.47
19	NAGALAND	650.00	8208.00	8858.00	0.11	0.00	23149.00	23149.00	0.19	0.00	23149.00	23149.00	0.15
20	ORISSA	19794.00	365054.00	384848.00	0.51	26949.00	423164.00	450113.00	0.42	39249.00	470731.00	509980.00	0.43
21	PUNJAB	13800.00	124916.00	138716.00	0.22	30425.00	143429.00	173854.00	0.21	80750.00	151743.00	232493.00	0.26
22	RAJASTHAN	137620.00	1251737.00	1389357.00	0.93	309990.00	1631248.00	1941238.00	0.96	339153.00	1789021.00	2128174.00	0.91
23	SIKKIM	850.00	0.00	850.00	0.01	850.00	0.00	850.00	0.01	0.00	0.00	0.00	0.00
24	TAMIL NADU	36491.00	243711.00	280202.00	0.14	26309.00	305387.00	331696.00	0.15	10027.00	309384.00	319411.00	0.13
25	TELANGANA	0.00	0.00	0.00	0.00	0.00	29643.00	29643.00	0.04	0.00	41412.00	41412.00	0.04
26	TRIPURA	1796.00	30609.00	32405.00	0.30	3248.00	46067.00	49315.00	0.38	5540.00	47688.00	53228.00	0.36
27	UTTARAKHAND	29642.00	169262.00	198904.00	0.52	40695.00	188251.00	228946.00	0.49	61567.00	201761.00	263328.00	0.52
28	UTTAR PRADESH	0.00	1500197.00	1500197.00	0.54	0.00	1672618.00	1672618.00	0.60	0.00	1815020.00	1815020.00	0.49
29	WEST BENGAL	420625.00	366183.00	786808.00	0.47	573941.00	404903.00	978844.00	0.48	529564.00	427177.00	956741.00	0.36
	TOTAL STATES	1041518.00	8319119.00	9360637.00	0.37	1569055.00	14065499.00	15634554.00	0.51	1603849.00	14675173.00	16279022.00	0.46
30	A. & N. ISLANDS	8552.00	0.00	8552.00	0.24	10886.00	0.00	10886.00	0.28	10800.00	0.00	10800.00	0.25
31	CHANDIGARH	3000.00	16682.00	19682.00	0.45	3000.00	18993.00	21993.00	0.44	400.00	21138.00	21538.00	0.47
32	DADRA & NAGAR HAVELI
33	DAMAN & DIU
34	DELHI	89186.00	0.00	89186.00	0.13	160500.00	0.00	160500.00	0.22	123000.00	0.00	123000.00	0.14
35	LAKSHADWEEP
36	PUDUCHERRY	7593.00	0.00	7593.00	0.14	5041.00	0.00	5041.00	0.08	11914.00	0.00	11914.00	0.15
	TOTAL U.T.	108331.00	16682.00	125013.00	0.15	179427.00	18993.00	198420.00	0.22	146114.00	21138.00	167252.00	0.15
	TOTAL (STATE & UTs)	1149849.00	8335801.00	9485650.00	0.36	1748482.00	14084492.00	15832974.00	0.50	1749963.00	14696311.00	16446274.00	0.45
	CENTRE TOTAL	2408200.00	1033300.00	3441500.00	0.48	2065600.00	1076200.00	3141800.00	0.45	3000000.00	1171800.00	4171800.00	0.60
	GRAND TOTAL	3558049.00	9369101.00	12927150.00	0.39	3814082.00	15160692.00	18974774.00	0.49	4749963.00	15868111.00	20618074.00	0.48

..NICNET..

STATEMENT NO. (20): PLAN & NON-PLAN BUDGETED EXPENDITURE ON LANGUAGE DEVELOPMENT (Sub-head wise)

ACCOUNT: REVENUE ACCOUNT
PROGRAM: DIRECTION & ADMINISTRATION

(RUPEES IN THOUSANDS)

SL. NO.	STATE/UNION TERRITORY	2013-14(ACTUALS)				2014-15(R.E.)				2015-16(B.E.)			
		PLAN	NON-PLAN	TOTAL	% AGE TO TOTAL EXP. ON LANG.DIV.	PLAN	NON-PLAN	TOTAL	% AGE TO TOTAL EXP. ON LANG.DIV.	PLAN	NON-PLAN	TOTAL	% AGE TO TOTAL EXP. ON LANG.DIV.
1	ANDHRA PRADESH
2	ARUNACHAL PRADESH
3	ASSAM	6499.00	14867.00	21366.00	1.57	700.00	20845.00	21545.00	1.12	3000.00	21068.00	24068.00	1.15
4	BIHAR
5	CHHATTISGARH
6	GOA
7	GUJARAT
8	HARYANA
9	HIMACHAL PRADESH	998.00	26114.00	27112.00	10.58	1000.00	39306.00	40306.00	44.30	1000.00	39925.00	40925.00	41.61
10	JAMMU & KASHMIR
11	JHARKHAND
12	KARNATAKA
13	KERALA
14	MADHYA PRADESH
15	MAHARASHTRA
16	MANIPUR	0.00	0.00	0.00	0.00	1350.00	376.00	1726.00	12.13	450.00	392.00	842.00	9.99
17	MEGHALAYA	0.00	0.00	0.00	0.00	100.00	0.00	100.00	25.00	100.00	0.00	100.00	25.00
18	MIZORAM
19	NAGALAND
20	ORISSA
21	PUNJAB	13800.00	121776.00	135576.00	97.74	19000.00	140080.00	159080.00	91.50	22500.00	148181.00	170681.00	73.41
22	RAJASTHAN	0.00	10644.00	10644.00	0.77	0.00	12779.00	12779.00	0.66	0.00	13910.00	13910.00	0.65
23	SIKKIM
24	TAMIL NADU	16452.00	64716.00	81168.00	28.97	12806.00	76420.00	89226.00	26.90	10023.00	81246.00	91269.00	28.57
25	TELANGANA
26	TRIPURA
27	UTTARAKHAND	4496.00	0.00	4496.00	2.26	6033.00	0.00	6033.00	2.64	7505.00	0.00	7505.00	2.85
28	UTTAR PRADESH	0.00	3079.00	3079.00	0.21	0.00	3633.00	3633.00	0.22	0.00	4335.00	4335.00	0.24
29	WEST BENGAL
	TOTAL STATES	42245.00	241196.00	283441.00	3.03	40989.00	293439.00	334428.00	2.14	44578.00	309057.00	353635.00	2.17
30	A. & N. ISLANDS
31	CHANDIGARH
32	DADRA & NAGAR HAVELI
33	DAMAN & DIU
34	DELHI
35	LAKSHADWEEP
36	PUDUCHERRY
	TOTAL U.T.	0.00	0.00	0.00	0.00	0.00	0.00	0.00	0.00	0.00	0.00	0.00	0.00
	TOTAL (STATE & UTs)	42245.00	241196.00	283441.00	2.99	40989.00	293439.00	334428.00	2.11	44578.00	309057.00	353635.00	2.15

..NICNET..

STATEMENT NO. (20): PLAN & NON-PLAN BUDGETED EXPENDITURE ON LANGUAGE DEVELOPMENT (Sub-head wise)

ACCOUNT: REVENUE ACCOUNT
PROGRAM: PROMOTION OF MODERN INDIAN LANGUAGES & LITERATURE

(RUPEES IN THOUSANDS)

SL. NO.	STATE/UNION TERRITORY	2013-14(ACTUALS)				2014-15(R.E.)				2015-16(B.E.)			
		PLAN	NON-PLAN	TOTAL	% AGE TO TOTAL EXP. ON LANG.DIV.	PLAN	NON-PLAN	TOTAL	% AGE TO TOTAL EXP. ON LANG.DIV.	PLAN	NON-PLAN	TOTAL	% AGE TO TOTAL EXP. ON LANG.DIV.
1	ANDHRA PRADESH	0.00	31835.00	31835.00	10.79	0.00	34980.00	34980.00	13.79	0.00	38658.00	38658.00	10.30
2	ARUNACHAL PRADESH
3	ASSAM
4	BIHAR	0.00	670650.00	670650.00	67.43	0.00	3672892.00	3672892.00	67.35	0.00	3022150.00	3022150.00	66.35
5	CHHATTISGARH	6923.00	7161.00	14084.00	69.48	9625.00	11272.00	20897.00	74.91	10230.00	11391.00	21621.00	75.54
6	GOA
7	GUJARAT	12800.00	7760.00	20560.00	21.92	16650.00	8210.00	24860.00	25.22	22050.00	7600.00	29650.00	25.44
8	HARYANA
9	HIMACHAL PRADESH	0.00	3955.00	3955.00	1.54	0.00	4938.00	4938.00	5.43	0.00	5373.00	5373.00	5.46
10	JAMMU & KASHMIR
11	JHARKHAND	0.00	281470.00	281470.00	53.87	0.00	313339.00	313339.00	53.13	0.00	395672.00	395672.00	30.02
12	KARNATAKA	0.00	4950.00	4950.00	1.53	0.00	6658.00	6658.00	2.15	0.00	6300.00	6300.00	1.92
13	KERALA	36500.00	75910.00	112410.00	95.12	54000.00	71935.00	125935.00	93.55	57700.00	79850.00	137550.00	93.97
14	MADHYA PRADESH
15	MAHARASHTRA	0.00	14.00	14.00	1.41	0.00	18.00	18.00	1.39	0.00	18.00	18.00	1.39
16	MANIPUR	2635.00	1093.00	3728.00	67.66	8867.00	1358.00	10225.00	71.88	3810.00	1421.00	5231.00	62.08
17	MEGHALAYA	400.00	0.00	400.00	62.02	100.00	0.00	100.00	25.00	100.00	0.00	100.00	25.00
18	MIZORAM	197622.00	307904.00	505526.00	100.00	206554.00	406855.00	613409.00	100.00	217417.00	398795.00	616212.00	100.00
19	NAGALAND	650.00	8208.00	8858.00	100.00	0.00	23149.00	23149.00	100.00	0.00	23149.00	23149.00	100.00
20	ORISSA	19794.00	61650.00	81444.00	21.16	26949.00	72727.00	99676.00	22.14	26949.00	80933.00	107882.00	21.15
21	PUNJAB	0.00	0.00	0.00	0.00	5000.00	0.00	5000.00	2.88	15600.00	0.00	15600.00	6.71
22	RAJASTHAN	32085.00	16840.00	48925.00	3.52	13953.00	18268.00	32221.00	1.66	25901.00	18864.00	44765.00	2.10
23	SIKKIM
24	TAMIL NADU	7330.00	24520.00	31850.00	11.37	13503.00	34034.00	47537.00	14.33	4.00	26645.00	26649.00	8.34
25	TELANGANA	0.00	0.00	0.00	0.00	0.00	6518.00	6518.00	21.99	0.00	9106.00	9106.00	21.99
26	TRIPURA	0.00	0.00	0.00	0.00	0.00	0.00	0.00	0.00	300.00	0.00	300.00	0.56
27	UTTARAKHAND	19800.00	4624.00	24424.00	12.28	16509.00	9800.00	26309.00	11.49	18000.00	11300.00	29300.00	11.13
28	UTTAR PRADESH	0.00	57138.00	57138.00	3.81	0.00	68082.00	68082.00	4.07	0.00	71334.00	71334.00	3.93
29	WEST BENGAL	47423.00	7960.00	55383.00	7.04	82720.00	8398.00	91118.00	9.31	102992.00	8943.00	111935.00	11.70
	TOTAL STATES	383962.00	1573642.00	1957604.00	20.91	454430.00	4773431.00	5227861.00	33.44	501053.00	4217502.00	4718555.00	28.99
30	A. & N. ISLANDS	8552.00	0.00	8552.00	100.00	10886.00	0.00	10886.00	100.00	10800.00	0.00	10800.00	100.00
31	CHANDIGARH
32	DADRA & NAGAR HAVELI
33	DAMAN & DIU
34	DELHI	78529.00	0.00	78529.00	88.05	145000.00	0.00	145000.00	90.34	105000.00	0.00	105000.00	85.37
35	LAKSHADWEEP
36	PUDUCHERRY
	TOTAL U.T.	87081.00	0.00	87081.00	69.66	155886.00	0.00	155886.00	78.56	115800.00	0.00	115800.00	69.24
	TOTAL (STATE & UTs)	471043.00	1573642.00	2044685.00	21.56	610316.00	4773431.00	5383747.00	34.00	616853.00	4217502.00	4834355.00	29.39

..NICNET..

STATEMENT NO. (20): PLAN & NON-PLAN BUDGETED EXPENDITURE ON LANGUAGE DEVELOPMENT (Sub-head wise)

ACCOUNT: REVENUE ACCOUNT
PROGRAM: SANSKRIT EDUCATION

(RUPEES IN THOUSANDS)

SL. NO.	STATE/UNION TERRITORY	2013-14(ACTUALS)				2014-15(R.E.)				2015-16(B.E.)			
		PLAN	NON-PLAN	TOTAL	% AGE TO TOTAL EXP. ON LANG.DIV.	PLAN	NON-PLAN	TOTAL	% AGE TO TOTAL EXP. ON LANG.DIV.	PLAN	NON-PLAN	TOTAL	% AGE TO TOTAL EXP. ON LANG.DIV.
1	ANDHRA PRADESH	0.00	263341.00	263341.00	89.21	0.00	218631.00	218631.00	86.21	0.00	336618.00	336618.00	89.70
2	ARUNACHAL PRADESH
3	ASSAM	500.00	164025.00	164525.00	12.08	4000.00	207437.00	211437.00	10.94	4500.00	217363.00	221863.00	10.63
4	BIHAR	0.00	323866.00	323866.00	32.57	0.00	1780522.00	1780522.00	32.65	0.00	1532850.00	1532850.00	33.65
5	CHHATTISGARH	0.00	6187.00	6187.00	30.52	0.00	7000.00	7000.00	25.09	0.00	7000.00	7000.00	24.46
6	GOA	3658.00	0.00	3658.00	17.87	6000.00	0.00	6000.00	5.88	6000.00	0.00	6000.00	5.77
7	GUJARAT	5758.00	67487.00	73245.00	78.08	8063.00	65651.00	73714.00	74.78	14052.00	72851.00	86903.00	74.56
8	HARYANA
9	HIMACHAL PRADESH	4200.00	39350.00	43550.00	16.99	2290.00	40855.00	43145.00	47.42	5200.00	43992.00	49192.00	50.02
10	JAMMU & KASHMIR
11	JHARKHAND	0.00	241049.00	241049.00	46.13	0.00	276412.00	276412.00	46.87	0.00	922406.00	922406.00	69.98
12	KARNATAKA	48897.00	269390.00	318287.00	98.47	50600.00	252549.00	303149.00	97.85	50000.00	271500.00	321500.00	98.08
13	KERALA
14	MADHYA PRADESH	0.00	120131.00	120131.00	99.82	0.00	131581.00	131581.00	99.51	0.00	152685.00	152685.00	99.58
15	MAHARASHTRA	0.00	977.00	977.00	98.59	0.00	1278.00	1278.00	98.61	0.00	1278.00	1278.00	98.61
16	MANIPUR	0.00	0.00	0.00	0.00	20.00	1834.00	1854.00	13.03	20.00	1913.00	1933.00	22.94
17	MEGHALAYA	245.00	0.00	245.00	37.98	200.00	0.00	200.00	50.00	200.00	0.00	200.00	50.00
18	MIZORAM
19	NAGALAND
20	ORISSA	0.00	297840.00	297840.00	77.39	0.00	344486.00	344486.00	76.53	12300.00	383847.00	396147.00	77.68
21	PUNJAB
22	RAJASTHAN	84578.00	1210747.00	1295325.00	93.23	228490.00	1557271.00	1785761.00	91.99	238000.00	1708054.00	1946054.00	91.44
23	SIKKIM	850.00	0.00	850.00	100.00	850.00	0.00	850.00	100.00	0.00	0.00	0.00	0.00
24	TAMIL NADU	0.00	40181.00	40181.00	14.34	0.00	54360.00	54360.00	16.39	0.00	55503.00	55503.00	17.38
25	TELANGANA	0.00	0.00	0.00	0.00	0.00	23125.00	23125.00	78.01	0.00	32306.00	32306.00	78.01
26	TRIPURA	0.00	208.00	208.00	0.64	0.00	236.00	236.00	0.48	0.00	257.00	257.00	0.48
27	UTTARAKHAND	5346.00	164638.00	169984.00	85.46	18153.00	178451.00	196604.00	85.87	36062.00	190461.00	226523.00	86.02
28	UTTAR PRADESH	0.00	1438180.00	1438180.00	95.87	0.00	1599603.00	1599603.00	95.63	0.00	1737551.00	1737551.00	95.73
29	WEST BENGAL	0.00	54827.00	54827.00	6.97	0.00	64575.00	64575.00	6.60	0.00	68889.00	68889.00	7.20
	TOTAL STATES	154032.00	4702424.00	4856456.00	51.88	318666.00	6805857.00	7124523.00	45.57	366334.00	7737324.00	8103658.00	49.78
30	A. & N. ISLANDS
31	CHANDIGARH
32	DADRA & NAGAR HAVELI
33	DAMAN & DIU
34	DELHI	10657.00	0.00	10657.00	11.95	15500.00	0.00	15500.00	9.66	18000.00	0.00	18000.00	14.63
35	LAKSHADWEEP
36	PUDUCHERRY
	TOTAL U.T.	10657.00	0.00	10657.00	8.52	15500.00	0.00	15500.00	7.81	18000.00	0.00	18000.00	10.76
	TOTAL (STATE & UTs)	164689.00	4702424.00	4867113.00	51.31	334166.00	6805857.00	7140023.00	45.10	384334.00	7737324.00	8121658.00	49.38

..NICNET..

STATEMENT NO. (20): PLAN & NON-PLAN BUDGETED EXPENDITURE ON LANGUAGE DEVELOPMENT (Sub-head wise)

ACCOUNT: REVENUE ACCOUNT
PROGRAM: OTHER EXPENDITURE

(RUPEES IN THOUSANDS)

SL. NO.	STATE/UNION TERRITORY	2013-14(ACTUALS)				2014-15(R.E.)				2015-16(B.E.)			
		PLAN	NON-PLAN	TOTAL	% AGE TO TOTAL EXP. ON LANG.DIV.	PLAN	NON-PLAN	TOTAL	% AGE TO TOTAL EXP. ON LANG.DIV.	PLAN	NON-PLAN	TOTAL	% AGE TO TOTAL EXP. ON LANG.DIV.
1	ANDHRA PRADESH
2	ARUNACHAL PRADESH
3	ASSAM	33981.00	1142088.00	1176069.00	86.35	87139.00	1611955.00	1699094.00	87.94	40500.00	1799920.00	1840420.00	88.21
4	BIHAR
5	CHHATTISGARH
6	GOA	16810.00	0.00	16810.00	82.13	95500.00	500.00	96000.00	94.12	97500.00	500.00	98000.00	94.23
7	GUJARAT
8	HARYANA
9	HIMACHAL PRADESH	42.00	181691.00	181733.00	70.89	170.00	2426.00	2596.00	2.85	350.00	2514.00	2864.00	2.91
10	JAMMU & KASHMIR
11	JHARKHAND
12	KARNATAKA
13	KERALA	0.00	5761.00	5761.00	4.88	3300.00	5377.00	8677.00	6.45	3400.00	5434.00	8834.00	6.03
14	MADHYA PRADESH	0.00	216.00	216.00	0.18	0.00	650.00	650.00	0.49	0.00	650.00	650.00	0.42
15	MAHARASHTRA
16	MANIPUR	1782.00	0.00	1782.00	32.34	420.00	0.00	420.00	2.95	420.00	420.00	420.00	4.98
17	MEGHALAYA
18	MIZORAM
19	NAGALAND
20	ORISSA	0.00	5564.00	5564.00	1.45	0.00	5951.00	5951.00	1.32	0.00	5951.00	5951.00	1.17
21	PUNJAB	0.00	3140.00	3140.00	2.26	6425.00	3349.00	9774.00	5.62	42650.00	3562.00	46212.00	19.88
22	RAJASTHAN	20957.00	13506.00	34463.00	2.48	67547.00	42930.00	110477.00	5.69	75252.00	48193.00	123445.00	5.80
23	SIKKIM
24	TAMIL NADU	12709.00	114294.00	127003.00	45.33	0.00	140573.00	140573.00	42.38	0.00	145990.00	145990.00	45.71
25	TELANGANA
26	TRIPURA	1796.00	30401.00	32197.00	99.36	3248.00	45831.00	49079.00	99.52	5240.00	47431.00	52671.00	98.95
27	UTTARAKHAND
28	UTTAR PRADESH	0.00	1800.00	1800.00	0.12	0.00	1300.00	1300.00	0.08	0.00	1800.00	1800.00	0.10
29	WEST BENGAL	373202.00	303396.00	676598.00	85.99	491221.00	331930.00	823151.00	84.09	426572.00	349345.00	775917.00	81.10
	TOTAL STATES	461279.00	1801857.00	2263136.00	24.18	754970.00	2192772.00	2947742.00	18.85	691884.00	2411710.00	3103594.00	19.06
30	A. & N. ISLANDS
31	CHANDIGARH	3000.00	16682.00	19682.00	100.00	3000.00	18993.00	21993.00	100.00	400.00	21138.00	21538.00	100.00
32	DADRA & NAGAR HAVELI
33	DAMAN & DIU
34	DELHI
35	LAKSHADWEEP
36	PUDUCHERRY	7593.00	0.00	7593.00	100.00	5041.00	0.00	5041.00	100.00	11914.00	0.00	11914.00	100.00
	TOTAL U.T.	10593.00	16682.00	27275.00	21.82	8041.00	18993.00	27034.00	13.62	12314.00	21138.00	33452.00	20.00
	TOTAL (STATE & UTs)	471872.00	1818539.00	2290411.00	24.15	763011.00	2211765.00	2947776.00	18.79	704198.00	2432848.00	3137046.00	19.07

..NICNET..

STATEMENT NO. (21): BUDGETED EXPENDITURE ON EDUCATION OF THE EDUCATION DEPARTMENTS ACCORDING TO HEADS OF CHARGES (REVENUE ACCOUNT) FOR 2013-2014(ACTUAL)

(RUPEES IN THOUSANDS)

STATE/ UNION TERRITORY	ELEMENTARY EDUCATION TOTAL	% AGE	SECONDARY EDUCATION TOTAL	% AGE	ADULT EDUCATION TOTAL	% AGE	UNIV. & HIGHER EDU. TOTAL	% AGE	TECHNICAL EDUCATION TOTAL	% AGE	PHYSICAL EDUCATION TOTAL	% AGE	GENERAL EDUCATION TOTAL	% AGE	LANGUAGE DEVELOPMENT TOTAL	% AGE	T O T A L
ANDHRA PRADESH	73717392.00	41.96	67566096.00	38.46	628201.00	0.36	24286447.00	13.82	8395775.00	4.78	0.00	...	812114.00	0.46	295176.00	0.17	175701201.00
ARUNACHAL PRADESH	4061977.00	64.99	1569404.00	25.11	51351.00	0.82	468797.00	7.50	50256.00	0.80	0.00	...	48443.00	0.78	0.00	...	6250228.00
ASSAM	50669894.00	53.98	28141481.00	29.98	245967.00	0.26	11407633.00	12.15	1524006.00	1.62	0.00	...	509986.00	0.54	1361960.00	1.45	93860927.00
BIHAR	75544218.00	56.48	22868270.00	17.10	1596214.00	1.19	29843832.00	22.31	596037.00	0.45	0.00	...	2319461.00	1.73	994516.00	0.74	133762548.00
CHHATTISGARH	35104706.00	59.33	18677008.00	31.57	18733.00	0.03	4549229.00	7.69	672160.00	1.14	0.00	...	123951.00	0.21	20271.00	0.03	59166058.00
GOA	2194621.00	21.57	5743739.00	56.46	14169.00	0.14	1453496.00	14.29	662890.00	6.52	0.00	...	84317.00	0.83	20468.00	0.20	10173700.00
GUJARAT	86525017.00	60.80	37374768.00	26.26	25157.00	0.02	10913722.00	7.67	4762227.00	3.35	0.00	...	2611407.00	1.84	93805.00	0.07	142306103.00
HARYANA	44760455.00	61.86	15623807.00	21.59	111556.00	0.15	8929140.00	12.34	2935412.00	4.06	0.00	...	0.00	...	0.00	...	72360370.00
HIMACHAL PRADESH	20574310.00	56.57	12290059.00	33.79	6177.00	0.02	2564283.00	7.05	393298.00	1.08	0.00	...	283558.00	0.78	256350.00	0.70	36368035.00
JAMMU & KASHMIR	11419374.00	38.44	13004263.00	43.78	0.00	...	4507632.00	15.17	692811.00	2.33	0.00	...	82447.00	0.28	0.00	...	29706527.00
JHARKHAND	22792991.00	64.46	5494179.00	15.54	0.00	...	5248995.00	14.84	1301919.00	3.68	0.00	...	0.00	...	522519.00	1.48	35360603.00
KARNATAKA	83806597.00	51.76	49106949.00	30.33	110881.00	0.07	20508746.00	12.67	6810404.00	4.21	0.00	...	1236744.00	0.76	323237.00	0.20	161903558.00
KERALA	43545222.00	49.09	20732044.00	23.37	176000.00	0.20	18340783.00	20.67	5604027.00	6.32	0.00	...	195468.00	0.22	118171.00	0.13	88711715.00
MADHYA PRADESH	64161956.00	59.35	29628062.00	27.41	0.00	...	11031234.00	10.20	2078283.00	1.92	0.00	...	1089291.00	1.01	120347.00	0.11	108109173.00
MAHARASHTRA	154776958.00	42.98	141873918.00	39.39	195591.00	0.05	46392313.00	12.88	15234889.00	4.23	0.00	...	1669333.00	0.46	991.00	0.00	360143993.00
MANIPUR	3452483.00	47.48	2116402.00	29.11	54115.00	0.74	1366334.00	18.79	76915.00	1.06	0.00	...	199200.00	2.74	5510.00	0.08	7270959.00
MEGHALAYA	5052712.00	52.95	2184846.00	22.89	45586.00	0.48	1421346.00	14.89	625114.00	6.55	0.00	...	212715.00	2.23	645.00	0.01	9542964.00
MIZORAM	3369125.00	43.99	1476637.00	19.28	36970.00	0.48	1022720.00	13.35	1069868.00	13.97	0.00	...	177687.00	2.32	505526.00	6.60	7658533.00
NAGALAND	4074913.00	49.13	3201444.00	38.60	0.00	...	905167.00	10.91	103809.00	1.25	0.00	...	0.00	...	8858.00	0.11	8294191.00
ORISSA	39373174.00	52.30	20625127.00	27.40	61442.00	0.08	13901337.00	18.47	866967.00	1.15	0.00	...	70931.00	0.09	384848.00	0.51	75283826.00
PUNJAB	16247963.00	25.84	40014847.00	63.63	2855.00	0.00	5217102.00	8.30	1000866.00	1.59	0.00	...	266816.00	0.42	138716.00	0.22	62889165.00
RAJASTHAN	84893126.00	56.67	51025926.00	34.06	292594.00	0.20	10635731.00	7.10	1287799.00	0.86	0.00	...	266762.00	0.18	1389357.00	0.93	149791295.00
SIKKIM	2709677.00	44.89	2652977.00	43.95	1000.00	0.02	200461.00	3.32	4953.00	0.08	0.00	...	465956.00	7.72	850.00	0.01	6035874.00
TAMIL NADU	81169033.00	41.26	81363445.00	41.36	12056.00	0.01	18313520.00	9.31	9345384.00	4.75	0.00	...	6225559.00	3.16	280202.00	0.14	196709199.00
TELANGANA	0.00	...	0.00	...	0.00	...	0.00	...	0.00	0.00	...	0.00	...	0.00
TRIPURA	4209355.00	38.46	5460255.00	49.89	356806.00	3.26	691860.00	6.32	110532.00	1.01	0.00	...	83889.00	0.77	32405.00	0.30	10945102.00
UTTARAKHAND	16418311.00	42.83	18057487.00	47.10	0.00	...	2120164.00	5.53	1221540.00	3.19	0.00	...	320210.00	0.84	198904.00	0.52	38336616.00
UTTAR PRADESH	166910747.00	59.59	87495289.00	31.24	19955.00	0.01	21856567.00	7.80	1863046.00	0.67	0.00	...	455719.00	0.16	1500197.00	0.54	280101520.00
WEST BENGAL	53600281.00	31.91	85006995.00	50.60	53232.00	0.03	22259136.00	13.25	3729674.00	2.22	0.00	...	2549699.00	1.52	786808.00	0.47	167985825.00
TOTAL STATES	1255136588.00	49.52	870375724.00	34.34	4116608.00	0.16	300357727.00	11.85	73020861.00	2.88	0.00	0.00	22361663.00	0.88	9360637.00	0.37	2534729808.00
A. & N. ISLANDS	1978331.00	54.65	1141886.00	31.55	8798.00	0.24	255320.00	7.05	136137.00	3.76	0.00	...	90704.00	2.51	8552.00	0.24	3619728.00
CHANDIGARH	1505940.00	34.27	1038724.00	23.64	12425.00	0.28	1187480.00	27.02	588733.00	13.40	0.00	...	41803.00	0.95	19682.00	0.45	4394787.00
DADRA & NAGAR HAVELI	659396.00	62.24	303981.00	28.69	719.00	0.07	20000.00	1.89	34139.00	3.22	0.00	...	41259.00	3.89	0.00	...	1059494.00
DAMAN & DIU	259281.00	35.05	334573.00	45.22	1720.00	0.23	47603.00	6.43	72823.00	9.84	0.00	...	23820.00	3.22	0.00	...	739820.00
DELHI	14411387.00	21.79	45701581.00	69.11	975217.00	1.47	1777480.00	2.69	1925250.00	2.91	0.00	...	1251867.00	1.89	89186.00	0.13	66131968.00
LAKSHADWEEP	378954.00	33.77	2539.00	0.23	0.00	...	0.00	...	0.00	740564.00	66.00	0.00	...	1122057.00
PUDUCHERRY	1936678.00	34.75	1798270.00	32.26	5153.00	0.09	1115825.00	20.02	622257.00	11.16	0.00	...	87960.00	1.58	7593.00	0.14	5573736.00
TOTAL U. T. S	21129967.00	25.57	50321554.00	60.89	1004032.00	1.21	4403708.00	5.33	3379339.00	4.09	0.00	0.00	2277977.00	2.76	125013.00	0.15	82641590.00
TOTAL (STATES & UTS)	1276266555.00	48.76	920697278.00	35.18	5120640.00	0.20	304761435.00	11.64	76400200.00	2.92	0.00	0.00	24639640.00	0.94	9485650.00	0.36	2617371398.00
TOTAL CENTRE	365074800.00	51.06	100469100.00	14.05	4218800.00	0.59	147153000.00	20.58	92328900.00	12.91	0.00	...	2261600.00	0.32	3441500.00	0.48	714947700.00
GRAND TOTAL	1641341355.00	49.26	1021166378.00	30.64	9339440.00	0.28	451914435.00	13.56	168729100.00	5.06	0.00	0.00	26901240.00	0.81	12927150.00	0.39	3332319098.00

..NICNET..

STATEMENT NO. (21 A) : BUDGETED EXPENDITURE ON EDUCATION ACCORDING TO HEADS OF CHARHES
(CAPITAL ACCOUNT) FOR 2013-2014(ACTUALS)

(RUPEES IN THOUSANDS)

SL NO	STATE/ UNION TERRITORY	ELEMENTARY EDUCATION	SECONDARY EDUCATION	ADULT EDUCATION	UNIV. & HIGHER EDUCATION	TECHNICAL EDUCATION	PHYSICAL EDUCATION	GENERAL EDUCATION	LANGUAGE DEVELOPMENT	T O T A L
1	ANDHRA PRADESH	212540.00	190633.00	0.00	272520.00	334880.00	0.00	0.00	0.00	1010573.00
2	ARUNACHAL PRADESH	0.00	39123.00	0.00	168140.00	0.00	0.00	0.00	0.00	207263.00
3	ASSAM	0.00	0.00	0.00	0.00	0.00	0.00	0.00	0.00	0.00
4	BIHAR	0.00	5213105.00	0.00	1750000.00	224038.00	0.00	0.00	0.00	7187143.00
5	CHHATTISGARH	8125.00	1301035.00	0.00	255921.00	251845.00	0.00	0.00	0.00	1816926.00
6	GOA	12165.00	12556.00	0.00	61273.00	136545.00	0.00	189985.00	0.00	412524.00
7	GUJARAT	7365143.00	378356.00	0.00	359641.00	1330124.00	0.00	0.00	0.00	9433264.00
8	HARYANA	0.00	53802.00	0.00	978886.00	363504.00	0.00	136000.00	0.00	1532192.00
9	HIMACHAL PRADESH	40304.00	274889.00	0.00	700196.00	482815.00	0.00	103434.00	0.00	1601638.00
10	JAMMU & KASHMIR	0.00	0.00	0.00	0.00	0.00	0.00	0.00	0.00	0.00
11	JHARKHAND	52713.00	207935.00	0.00	0.00	542424.00	0.00	11227.00	0.00	814299.00
12	KARNATAKA	169999.00	3101615.00	0.00	1002734.00	883026.00	0.00	0.00	0.00	5157374.00
13	KERALA	12720.00	66592.00	0.00	250982.00	645800.00	0.00	0.00	0.00	976094.00
14	MADHYA PRADESH	71641.00	0.00	0.00	109279.00	302387.00	0.00	0.00	0.00	483307.00
15	MAHARASHTRA	0.00	26349.00	0.00	87652.00	901212.00	0.00	0.00	0.00	1015213.00
16	MANIPUR	58226.00	11013.00	0.00	22184.00	90213.00	0.00	27000.00	0.00	208636.00
17	MEGHALAYA	14090.00	11088.00	0.00	72393.00	130791.00	0.00	0.00	0.00	228362.00
18	MIZORAM	0.00	178738.00	0.00	118752.00	0.00	0.00	0.00	0.00	297490.00
19	NAGALAND	13600.00	120000.00	0.00	70200.00	4150.00	0.00	0.00	0.00	207950.00
20	ORISSA	0.00	86355.00	0.00	380600.00	1059315.00	0.00	11874.00	0.00	1538144.00
21	PUNJAB	53260.00	3265300.00	0.00	26557.00	16848.00	0.00	0.00	0.00	3361965.00
22	RAJASTHAN	15776.00	65035.00	0.00	94743.00	59820.00	0.00	26040.00	0.00	261414.00
23	SIKKIM	21821.00	40425.00	0.00	214033.00	0.00	0.00	13050.00	0.00	289329.00
24	TAMIL NADU	8800.00	1207143.00	0.00	694154.00	863599.00	0.00	0.00	0.00	2773696.00
25	TELANGANA	0.00	0.00	0.00	0.00	0.00	0.00	0.00	0.00	0.00
26	TRIPURA	8375.00	590626.00	0.00	363289.00	60122.00	0.00	550.00	36501.00	1059463.00
27	UTTARAKHAND	105838.00	809567.00	0.00	572011.00	763425.00	0.00	2096.00	0.00	2252937.00
28	UTTAR PRADESH	17500.00	393310.00	0.00	949714.00	10598297.00	0.00	2417184.00	0.00	14376005.00
29	WEST BENGAL	1608286.00	1792429.00	0.00	342402.00	1154545.00	0.00	1138041.00	0.00	6035703.00
TOTAL STATES		9870922.00	19437019.00	0.00	9918256.00	21199725.00	0.00	4076481.00	36501.00	64538904.00
30	A. & N. ISLANDS	54498.00	64971.00	0.00	20182.00	70144.00	0.00	54497.00	0.00	264292.00
31	CHANDIGARH	8544.00	349551.00	0.00	86109.00	20633.00	0.00	23840.00	0.00	488677.00
32	DADRA & NAGAR HAVELI	0.00	53500.00	0.00	0.00	17600.00	0.00	0.00	0.00	71100.00
33	DAMAN & DIU	0.00	0.00	0.00	0.00	2784.00	0.00	128900.00	0.00	131684.00
34	DELHI	0.00	2079366.00	0.00	802113.00	1658121.00	0.00	436687.00	0.00	4976287.00
35	LAKSHADWEEP	0.00	100003.00	0.00	16068.00	0.00	0.00	0.00	0.00	116071.00
36	PUDUCHERRY	7232.00	20207.00	0.00	18900.00	0.00	0.00	72961.00	0.00	119300.00
TOTAL U.T.S		70274.00	2667598.00	0.00	943372.00	1769282.00	0.00	716885.00	0.00	6167411.00
TOTAL (STATES & UT)		9941196.00	22104617.00	0.00	10861628.00	22969007.00	0.00	4793366.00	36501.00	70706315.00

..NICNET..

STATEMENT NO. (21 B): BUDGETED EXPENDITURE ON EDUCATION ACCORDING TO HEADS OF CHARHES
(LOAN AND ADVANCES ACCOUNT) FOR 2013-2014(ACTUALS)

(RUPEES IN THOUSANDS)

SL NO	STATE/ UNION TERRITORY	ELEMENTARY EDUCATION	SECONDARY EDUCATION	ADULT EDUCATION	UNIV. & HIGHER EDUCATION	TECHNICAL EDUCATION	PHYSICAL EDUCATION	GENERAL EDUCATION	LANGUAGE DEVELOPMENT	T O T A L
1	ANDHRA PRADESH	0.00	0.00	0.00	0.00	0.00	0.00	0.00	0.00	0.00
2	ARUNACHAL PRADESH	0.00	0.00	0.00	0.00	0.00	0.00	0.00	0.00	0.00
3	ASSAM	0.00	0.00	0.00	0.00	0.00	0.00	0.00	0.00	0.00
4	BIHAR	0.00	0.00	0.00	0.00	0.00	0.00	0.00	0.00	0.00
5	CHHATTISGARH	0.00	0.00	0.00	0.00	0.00	0.00	0.00	0.00	0.00
6	GOA	0.00	0.00	0.00	0.00	0.00	0.00	0.00	0.00	0.00
7	GUJARAT	0.00	0.00	0.00	0.00	0.00	0.00	0.00	0.00	0.00
8	HARYANA	0.00	0.00	0.00	0.00	0.00	0.00	0.00	0.00	0.00
9	HIMACHAL PRADESH	0.00	0.00	0.00	0.00	0.00	0.00	0.00	0.00	0.00
10	JAMMU & KASHMIR	0.00	0.00	0.00	0.00	0.00	0.00	0.00	0.00	0.00
11	JHARKHAND	0.00	0.00	0.00	0.00	0.00	0.00	0.00	0.00	0.00
12	KARNATAKA	0.00	0.00	0.00	0.00	0.00	0.00	0.00	0.00	0.00
13	KERALA	0.00	0.00	0.00	0.00	0.00	0.00	0.00	0.00	0.00
14	MADHYA PRADESH	0.00	0.00	0.00	100000.00	0.00	0.00	0.00	0.00	100000.00
15	MAHARASHTRA	0.00	0.00	0.00	0.00	0.00	0.00	0.00	0.00	0.00
16	MANIPUR	0.00	0.00	0.00	0.00	0.00	0.00	0.00	0.00	0.00
17	MEGHALAYA	0.00	0.00	0.00	0.00	0.00	0.00	0.00	0.00	0.00
18	MIZORAM	0.00	0.00	0.00	0.00	0.00	0.00	0.00	0.00	0.00
19	NAGALAND	0.00	0.00	0.00	0.00	0.00	0.00	0.00	0.00	0.00
20	ORISSA	0.00	0.00	0.00	8710.00	0.00	0.00	0.00	0.00	8710.00
21	PUNJAB	0.00	0.00	0.00	0.00	0.00	0.00	0.00	0.00	0.00
22	RAJASTHAN	0.00	0.00	0.00	0.00	0.00	0.00	0.00	0.00	0.00
23	SIKKIM	0.00	0.00	0.00	100000.00	0.00	0.00	0.00	0.00	100000.00
24	TAMIL NADU	0.00	0.00	0.00	0.00	0.00	0.00	0.00	0.00	0.00
25	TELANGANA	0.00	0.00	0.00	0.00	0.00	0.00	0.00	0.00	0.00
26	TRIPURA	0.00	0.00	0.00	0.00	0.00	0.00	0.00	0.00	0.00
27	UTTARAKHAND	0.00	0.00	0.00	0.00	0.00	0.00	0.00	0.00	0.00
28	UTTAR PRADESH	0.00	0.00	0.00	0.00	0.00	0.00	0.00	0.00	0.00
29	WEST BENGAL	0.00	0.00	0.00	0.00	0.00	0.00	0.00	0.00	0.00
TOTAL STATES		0.00	0.00	0.00	208710.00	0.00	0.00	0.00	0.00	208710.00
30	A. & N. ISLANDS	0.00	0.00	0.00	0.00	0.00	0.00	0.00	0.00	0.00
31	CHANDIGARH	0.00	0.00	0.00	0.00	0.00	0.00	0.00	0.00	0.00
32	DADRA & NAGAR HAVELI	0.00	0.00	0.00	0.00	0.00	0.00	0.00	0.00	0.00
33	DAMAN & DIU	0.00	0.00	0.00	0.00	0.00	0.00	0.00	0.00	0.00
34	DELHI	0.00	0.00	0.00	0.00	0.00	0.00	0.00	0.00	0.00
35	LAKSHADWEEP	0.00	0.00	0.00	0.00	0.00	0.00	0.00	0.00	0.00
36	PUDUCHERRY	0.00	0.00	0.00	0.00	0.00	0.00	0.00	0.00	0.00
TOTAL U.T.s		0.00	0.00	0.00	0.00	0.00	0.00	0.00	0.00	0.00
TOTAL (STATES & UT)		0.00	0.00	0.00	208710.00	0.00	0.00	0.00	0.00	208710.00

..NICNET..

STATEMENT NO. (22): BUDGETED EXPENDITURE ON EDUCATION OF THE EDUCATION DEPARTMENTS ACCORDING TO HEADS OF CHARGES (REVENUE ACCOUNT) FOR 2014-2015 (REVISED ESTIMATES)

(RUPEES IN THOUSANDS)

STATE/ UNION TERRITORY	ELEMENTARY EDUCATION TOTAL	% AGE	SECONDARY EDUCATION TOTAL	% AGE	ADULT EDUCATION TOTAL	% AGE	UNIV. & HIGHER EDU. TOTAL	% AGE	TECHNICAL EDUCATION TOTAL	% AGE	PHYSICAL EDUCATION TOTAL	% AGE	GENERAL EDUCATION TOTAL	% AGE	LANGUAGE DEVELOPMENT TOTAL	% AGE	T O T A L
ANDHRA PRADESH	52211429.00	39.59	50661860.00	38.42	242691.00	0.18	21856803.00	16.57	5896411.00	4.47	0.00	...	756001.00	0.57	253611.00	0.19	131878806.00
ARUNACHAL PRADESH	7239042.00	68.78	2371962.00	22.54	126052.00	1.20	701931.00	6.67	52985.00	0.50	0.00	...	33491.00	0.32	0.00	...	10525463.00
ASSAM	7770775.00	55.57	35460682.00	25.36	322206.00	0.23	19141870.00	13.69	4537833.00	3.25	0.00	...	724425.00	0.52	1932076.00	1.38	139826867.00
BIHAR	112714340.00	56.06	37058797.00	18.43	4891765.00	2.43	38324935.00	19.06	1346777.00	0.67	0.00	...	1270795.00	0.63	5453414.00	2.71	201060823.00
CHHATTISGARH	48303242.00	56.02	30201078.00	35.02	87500.00	0.10	6361248.00	7.38	1147350.00	1.33	0.00	...	103280.00	0.12	27897.00	0.03	86231595.00
GOA	2395202.00	22.44	5494984.00	51.47	19435.00	0.18	1736384.00	16.26	826829.00	7.75	0.00	...	100752.00	0.94	102000.00	0.96	10675586.00
GUJARAT	98862308.00	60.25	39033759.00	23.79	24907.00	0.02	17359249.00	10.58	5681058.00	3.46	0.00	...	3018930.00	1.84	98574.00	0.06	164078785.00
HARYANA	55626450.00	59.11	23655270.00	25.14	48300.00	0.05	11105331.00	11.80	3675010.00	3.91	0.00	...	0.00	...	0.00	...	94110561.00
HIMACHAL PRADESH	27138158.00	59.89	14300986.00	31.56	16361.00	0.04	3208390.00	7.08	385203.00	0.85	0.00	...	175182.00	0.39	90985.00	0.20	45315265.00
JAMMU & KASHMIR	13460676.00	37.33	16247110.00	45.06	154700.00	0.43	5140525.00	14.26	965779.00	2.68	0.00	...	91620.00	0.25	0.00	...	36060410.00
JHARKHAND	33684313.00	64.08	7661526.00	14.58	40000.00	0.08	9018961.00	17.16	1567790.00	2.98	0.00	...	0.00	...	589751.00	1.12	52562341.00
KARNATAKA	106809718.00	52.64	60080263.00	29.61	113201.00	0.06	25285747.00	12.46	7399690.00	3.65	0.00	...	2899837.00	1.43	309807.00	0.15	202898263.00
KERALA	47536948.00	38.65	48008050.00	39.03	126501.00	0.10	20469088.00	16.64	6189622.00	5.03	0.00	...	539425.00	0.44	134612.00	0.11	123004246.00
MADHYA PRADESH	74850994.00	58.41	36817922.00	28.73	0.00	...	12467167.00	9.73	2614784.00	2.04	0.00	...	1273515.00	0.99	132231.00	0.10	128156613.00
MAHARASHTRA	164823906.00	43.54	152674150.00	40.33	184436.00	0.05	41200240.00	10.88	17899253.00	4.73	0.00	...	1754323.00	0.46	1296.00	0.00	378537604.00
MANIPUR	3549347.00	40.54	2424980.00	27.70	138509.00	1.58	2217964.00	25.34	93435.00	1.07	0.00	...	315680.00	3.61	14225.00	0.16	8754140.00
MEGHALAYA	6072223.00	58.26	2744203.00	26.33	59653.00	0.57	1042591.00	10.00	142400.00	1.37	0.00	...	360550.00	3.46	400.00	0.00	10422020.00
MIZORAM	3722726.00	42.36	1488122.00	16.93	44305.00	0.50	1177573.00	13.40	1392996.00	15.85	0.00	...	350181.00	3.98	613409.00	6.98	8789312.00
NAGALAND	7102858.00	59.04	3786963.00	31.48	21.00	0.00	1021264.00	8.49	96765.00	0.80	0.00	...	0.00	...	23149.00	0.19	12031020.00
ORISSA	57543700.00	53.41	29423276.00	27.31	14831.00	0.01	18641375.00	17.30	1069028.00	0.99	0.00	...	603143.00	0.56	450113.00	0.42	107745466.00
PUNJAB	26440655.00	32.46	46098218.00	56.59	5600.00	0.01	6715337.00	8.24	1736639.00	2.13	0.00	...	292532.00	0.36	173854.00	0.21	81462835.00
RAJASTHAN	117495945.00	57.89	70507972.00	34.74	594343.00	0.29	10203777.00	5.03	1535754.00	0.76	0.00	...	675803.00	0.33	1941238.00	0.96	202954832.00
SIKKIM	2993009.00	45.95	3114814.00	47.82	1000.00	0.02	206542.00	3.17	4700.00	0.07	0.00	...	192469.00	2.95	850.00	0.01	6513384.00
TAMIL NADU	101923151.00	44.72	89755657.00	39.38	11639.00	0.01	21294692.00	9.34	10101906.00	4.43	0.00	...	4480000.00	1.97	331696.00	0.15	227898741.00
TELANGANA	30060350.00	40.51	28995616.00	39.07	145094.00	0.20	10861007.00	14.64	3591230.00	4.84	0.00	...	528848.00	0.71	29643.00	0.04	74211788.00
TRIPURA	5317533.00	40.50	6164788.00	46.95	469941.00	3.58	877395.00	6.68	142092.00	1.08	0.00	...	108114.00	0.82	49315.00	0.38	13719178.00
UTTARAKHAND	21208481.00	44.94	21530830.00	45.62	0.00	...	2619663.00	5.55	1213492.00	2.57	0.00	...	393398.00	0.83	228946.00	0.49	431294810.00
UTTAR PRADESH	197315791.00	70.22	58947430.00	20.98	2617400.00	0.09	19228292.00	6.84	2632779.00	0.94	0.00	...	930614.00	0.33	1672618.00	0.60	2809892610.00
WEST BENGAL	71561966.00	35.00	102220921.00	49.99	296331.00	0.14	22894944.00	11.20	4217208.00	2.06	0.00	...	2316315.00	1.13	978844.00	0.48	204486529.00
TOTAL STATES	1575672236.00	50.97	1026932189.00	33.22	8441062.00	0.27	352380285.00	11.40	88156798.00	2.85	0.00	0.00	24289223.00	0.79	15634554.00	0.51	3091506347.00
A. & N. ISLANDS	2135806.00	55.26	1183714.00	30.63	9894.00	0.26	285188.00	7.38	144000.00	3.73	0.00	...	95512.00	2.47	10886.00	0.28	3865000.00
CHANDIGARH	1796904.00	36.01	1149606.00	23.04	13196.00	0.26	1311703.00	26.29	653000.00	13.09	0.00	...	43351.00	0.87	21993.00	0.44	4989753.00
DADRA & NAGAR HAVELI	788600.00	60.18	351655.00	26.83	1000.00	0.08	35000.00	2.67	57400.00	4.38	0.00	...	76845.00	5.86	0.00	...	1310500.00
DAMAN & DIU	320400.00	33.87	403800.00	42.69	1800.00	0.19	69700.00	7.37	73700.00	7.79	0.00	...	76500.00	8.09	0.00	...	945900.00
DELHI	15164439.00	20.88	49353722.00	67.97	1097101.00	1.51	1952000.00	2.69	2400951.00	3.31	0.00	...	2485068.00	3.42	160500.00	0.22	72613781.00
LAKSHADWEEP	0.00	...	6800.00	0.61	0.00	...	135000.00	12.03	0.00	...	0.00	...	980800.00	87.37	0.00	...	1122600.00
PUDUCHERRY	2211358.00	34.97	2018482.00	31.92	5998.00	0.09	1212707.00	19.18	701746.00	11.10	0.00	...	168064.00	2.66	5041.00	0.08	6323396.00
TOTAL U. T. S	22417507.00	24.59	54467779.00	59.74	1128989.00	1.24	5001298.00	5.49	4030797.00	4.42	0.00	0.00	3926140.00	4.31	198420.00	0.22	91170930.00
TOTAL (STATES & UTS)	1598089743.00	50.21	1081399968.00	33.98	9570051.00	0.30	357381583.00	11.23	92187595.00	2.90	0.00	0.00	28215363.00	0.89	15832974.00	0.50	3182677277.00
TOTAL CENTRE	361454500.00	51.23	102485100.00	14.53	4610400.00	0.65	137829600.00	19.54	93494500.00	13.25	0.00	...	2534100.00	0.36	3141800.00	0.45	705550000.00
GRAND TOTAL	1959544243.00	50.40	1183885068.00	30.45	14180451.00	0.36	495211183.00	12.74	185682095.00	4.78	0.00	0.00	30749463.00	0.79	18974774.00	0.49	3888227277.00

..NICNET..

STATEMENT NO. (22 A) : BUDGETED EXPENDITURE ON EDUCATION ACCORDING TO HEADS OF CHARHES
(CAPITAL ACCOUNT) FOR 2014-2015(REVISED ESTIMATES)

(RUPEES IN THOUSANDS)

SL NO	STATE/ UNION TERRITORY	ELEMENTARY EDUCATION	SECONDARY EDUCATION	ADULT EDUCATION	UNIV.& HIGHER EDUCATION	TECHNICAL EDUCATION	PHYSICAL EDUCATION	GENERAL EDUCATION	LANGUAGE DEVELOPMENT	T O T A L
1	ANDHRA PRADESH	120000.00	60000.00	0.00	1041771.00	1065000.00	0.00	0.00	0.00	2286771.00
2	ARUNACHAL PRADESH	79600.00	359963.00	0.00	433500.00	135945.00	0.00	0.00	0.00	1009008.00
3	ASSAM	0.00	0.00	0.00	0.00	0.00	0.00	0.00	0.00	0.00
4	BIHAR	0.00	10615001.00	0.00	20100.00	402101.00	0.00	0.00	0.00	11037202.00
5	CHHATTISGARH	16460.00	1831900.00	0.00	532300.00	1467900.00	0.00	0.00	5000.00	3853560.00
6	GOA	5600.00	7600.00	0.00	125000.00	441220.00	0.00	149200.00	0.00	728620.00
7	GUJARAT	8675051.00	1104432.00	0.00	211608.00	1547732.00	0.00	0.00	0.00	11538823.00
8	HARYANA	0.00	150000.00	0.00	1020000.00	691500.00	0.00	272300.00	0.00	2133800.00
9	HIMACHAL PRADESH	40790.00	281772.00	0.00	202000.00	451494.00	0.00	188758.00	0.00	1164814.00
10	JAMMU & KASHMIR	401304.00	279516.00	0.00	2161075.00	90000.00	0.00	0.00	0.00	2931895.00
11	JHARKHAND	88494.00	41000.00	0.00	0.00	1232095.00	0.00	67311.00	0.00	1428900.00
12	KARNATAKA	95000.00	9795511.00	0.00	4696387.00	772450.00	0.00	0.00	0.00	15359348.00
13	KERALA	19927.00	187251.00	0.00	201617.00	551179.00	0.00	0.00	0.00	959974.00
14	MADHYA PRADESH	799908.00	125000.00	0.00	350101.00	488930.00	0.00	0.00	0.00	1763939.00
15	MAHARASHTRA	0.00	926250.00	0.00	142801.00	1126034.00	0.00	0.00	0.00	2195085.00
16	MANIPUR	8805.00	22753.00	0.00	62116.00	22400.00	0.00	443350.00	0.00	559424.00
17	MEGHALAYA	20000.00	174000.00	0.00	160500.00	2000.00	0.00	0.00	0.00	356500.00
18	MIZORAM	0.00	275787.00	0.00	94810.00	0.00	0.00	0.00	0.00	370597.00
19	NAGALAND	0.00	240279.00	0.00	37200.00	0.00	0.00	0.00	0.00	277479.00
20	ORISSA	280000.00	500000.00	0.00	70000.00	3050800.00	0.00	30004.00	0.00	3930804.00
21	PUNJAB	1668863.00	0.00	0.00	250000.00	183740.00	0.00	0.00	0.00	2102603.00
22	RAJASTHAN	2311.00	20844.00	0.00	196455.00	262504.00	0.00	46390.00	0.00	528504.00
23	SIKKIM	78119.00	81278.00	0.00	301617.00	0.00	0.00	13050.00	0.00	474064.00
24	TAMIL NADU	9600.00	961392.00	0.00	1252412.00	3116979.00	0.00	0.00	0.00	5340383.00
25	TELANGANA	72464.00	270790.00	0.00	179063.00	248549.00	0.00	2720811.00	0.00	3491677.00
26	TRIPURA	0.00	87144.00	0.00	292091.00	211568.00	0.00	200.00	9956.00	600959.00
27	UTTARAKHAND	491843.00	2253700.00	0.00	479408.00	1228502.00	0.00	5500.00	9000.00	4467953.00
28	UTTAR PRADESH	566973.00	530749.00	0.00	1858484.00	12787220.00	0.00	1487182.00	0.00	17230608.00
29	WEST BENGAL	1385000.00	592000.00	0.00	951100.00	1875852.00	0.00	1132766.00	0.00	5936718.00
TOTAL STATES		14926112.00	31775912.00	0.00	17323516.00	33453694.00	0.00	6556822.00	23956.00	104060012.00
30	A. & N. ISLANDS	76800.00	114800.00	0.00	36900.00	54700.00	0.00	32700.00	0.00	315900.00
31	CHANDIGARH	7500.00	274800.00	0.00	68000.00	21500.00	0.00	59800.00	0.00	431600.00
32	DADRA & NAGAR HAVELI	0.00	102500.00	0.00	0.00	50600.00	0.00	0.00	0.00	153100.00
33	DAMAN & DIU	0.00	0.00	0.00	0.00	2000.00	0.00	239200.00	0.00	241200.00
34	DELHI	0.00	3170400.00	0.00	1381500.00	81500.00	0.00	394000.00	0.00	5027400.00
35	LAKSHADWEEP	0.00	103000.00	0.00	10000.00	0.00	0.00	0.00	0.00	113000.00
36	PUDUCHERRY	7129.00	19300.00	0.00	15040.00	0.00	0.00	66827.00	0.00	108296.00
TOTAL U.T.s		91429.00	3784800.00	0.00	1511440.00	210300.00	0.00	792527.00	0.00	6390496.00
TOTAL (STATES & UT)		15017541.00	35560712.00	0.00	18834956.00	33663994.00	0.00	7349349.00	23956.00	110450508.00

..NICNET..

STATEMENT NO. (22 B) : BUDGETED EXPENDITURE ON EDUCATION ACCORDING TO HEADS OF CHARHES
(LOAN AND ADVANCES ACCOUNT) FOR 2014-2015(REVISED ESTIMATES)

(RUPEES IN THOUSANDS)

SL NO	STATE/ UNION TERRITORY	ELEMENTARY EDUCATION	SECONDARY EDUCATION	ADULT EDUCATION	UNIV. & HIGHER EDUCATION	TECHNICAL EDUCATION	PHYSICAL EDUCATION	GENERAL EDUCATION	LANGUAGE DEVELOPMENT	T O T A L
1	ANDHRA PRADESH	0.00	0.00	0.00	0.00	0.00	0.00	0.00	0.00	0.00
2	ARUNACHAL PRADESH	0.00	0.00	0.00	0.00	0.00	0.00	0.00	0.00	0.00
3	ASSAM	0.00	800.00	0.00	1200.00	0.00	0.00	0.00	0.00	2000.00
4	BIHAR	0.00	0.00	0.00	0.00	0.00	0.00	0.00	0.00	0.00
5	CHHATTISGARH	0.00	0.00	0.00	0.00	0.00	0.00	0.00	0.00	0.00
6	GOA	0.00	0.00	0.00	0.00	0.00	0.00	0.00	0.00	0.00
7	GUJARAT	0.00	0.00	0.00	0.00	0.00	0.00	0.00	0.00	0.00
8	HARYANA	0.00	0.00	0.00	0.00	0.00	0.00	0.00	0.00	0.00
9	HIMACHAL PRADESH	0.00	0.00	0.00	20001.00	0.00	0.00	20001.00	0.00	40002.00
10	JAMMU & KASHMIR	0.00	0.00	0.00	0.00	0.00	0.00	0.00	0.00	0.00
11	JHARKHAND	0.00	0.00	0.00	0.00	0.00	0.00	0.00	0.00	0.00
12	KARNATAKA	0.00	0.00	0.00	0.00	0.00	0.00	0.00	0.00	0.00
13	KERALA	0.00	0.00	0.00	0.00	0.00	0.00	0.00	0.00	0.00
14	MADHYA PRADESH	0.00	0.00	0.00	50000.00	0.00	0.00	0.00	0.00	50000.00
15	MAHARASHTRA	0.00	0.00	0.00	0.00	0.00	0.00	0.00	0.00	0.00
16	MANIPUR	0.00	0.00	0.00	0.00	0.00	0.00	0.00	0.00	0.00
17	MEGHALAYA	0.00	0.00	0.00	0.00	0.00	0.00	0.00	0.00	0.00
18	MIZORAM	0.00	0.00	0.00	0.00	0.00	0.00	0.00	0.00	0.00
19	NAGALAND	0.00	0.00	0.00	0.00	0.00	0.00	0.00	0.00	0.00
20	ORISSA	0.00	0.00	0.00	15000.00	0.00	0.00	0.00	0.00	15000.00
21	PUNJAB	0.00	0.00	0.00	0.00	0.00	0.00	0.00	0.00	0.00
22	RAJASTHAN	0.00	0.00	0.00	0.00	0.00	0.00	0.00	0.00	0.00
23	SIKKIM	0.00	0.00	0.00	120000.00	0.00	0.00	0.00	0.00	120000.00
24	TAMIL NADU	0.00	0.00	0.00	0.00	0.00	0.00	0.00	0.00	0.00
25	TELANGANA	0.00	0.00	0.00	0.00	0.00	0.00	0.00	0.00	0.00
26	TRIPURA	0.00	0.00	0.00	0.00	0.00	0.00	0.00	0.00	0.00
27	UTTARAKHAND	0.00	0.00	0.00	0.00	0.00	0.00	0.00	0.00	0.00
28	UTTAR PRADESH	0.00	0.00	0.00	0.00	0.00	0.00	0.00	0.00	0.00
29	WEST BENGAL	0.00	0.00	0.00	0.00	0.00	0.00	0.00	0.00	0.00
TOTAL STATES		0.00	800.00	0.00	206201.00	0.00	0.00	20001.00	0.00	227002.00
30	A. & N. ISLANDS	0.00	0.00	0.00	0.00	0.00	0.00	0.00	0.00	0.00
31	CHANDIGARH	0.00	0.00	0.00	0.00	0.00	0.00	0.00	0.00	0.00
32	DADRA & NAGAR HAVELI	0.00	0.00	0.00	0.00	0.00	0.00	0.00	0.00	0.00
33	DAMAN & DIU	0.00	0.00	0.00	0.00	0.00	0.00	0.00	0.00	0.00
34	DELHI	0.00	0.00	0.00	0.00	250000.00	0.00	0.00	0.00	250000.00
35	LAKSHADWEEP	0.00	0.00	0.00	0.00	0.00	0.00	0.00	0.00	0.00
36	PUDUCHERRY	0.00	0.00	0.00	0.00	0.00	0.00	0.00	0.00	0.00
TOTAL U.T.s		0.00	0.00	0.00	0.00	250000.00	0.00	0.00	0.00	250000.00
TOTAL (STATES & UT)		0.00	800.00	0.00	206201.00	250000.00	0.00	20001.00	0.00	477002.00

..NICNET..

STATEMENT NO. (23): BUDGETED EXPENDITURE ON EDUCATION OF THE EDUCATION DEPARTMENTS ACCORDING TO HEADS OF CHARGES (REVENUE ACCOUNT) FOR 2015-2016(BUDGET ESTIMATES)

(RUPEES IN THOUSANDS)

STATE/ UNION TERRITORY	ELEMENTARY EDUCATION TOTAL	% AGE	SECONDARY EDUCATION TOTAL	% AGE	ADULT EDUCATION TOTAL	% AGE	UNIV. & HIGHER EDU. TOTAL	% AGE	TECHNICAL EDUCATION TOTAL	% AGE	PHYSICAL EDUCATION TOTAL	% AGE	GENERAL EDUCATION TOTAL	% AGE	LANGUAGE DEVELOPMENT TOTAL	% AGE	T O T A L
ANDHRA PRADESH	70997374.00	45.72	54384291.00	35.02	79738.00	0.05	22198849.00	14.30	6547695.00	4.22	0.00	...	689716.00	0.44	375276.00	0.24	155272939.00
ARUNACHAL PRADESH	9635884.00	70.90	2742183.00	20.18	73376.00	0.54	984762.00	7.25	110181.00	0.81	0.00	...	43600.00	0.32	0.00	...	13889986.00
ASSAM	78448878.00	55.94	38083557.00	27.16	370467.00	0.26	18800957.00	13.41	1696658.00	1.21	0.00	...	754132.00	0.54	2086351.00	1.49	140241000.00
BIHAR	133270017.00	63.38	33803238.00	16.08	2814493.00	1.34	32741338.00	15.57	1230959.00	0.59	0.00	...	1869218.00	0.89	4555000.00	2.17	210284263.00
CHHATTISGARH	50997510.00	54.67	33121103.00	35.51	152500.00	0.16	7107678.00	7.62	1759760.00	1.89	0.00	...	110940.00	0.12	28621.00	0.03	93278112.00
GOA	3246342.00	23.79	7182037.00	52.62	22437.00	0.16	1975908.00	14.48	1001366.00	7.34	0.00	...	115752.00	0.85	104000.00	0.76	13647842.00
GUJARAT	107581062.00	60.34	44611167.00	25.02	25251.00	0.01	15962482.00	8.95	6316538.00	3.94	0.00	...	3669012.00	2.06	116553.00	0.07	178282065.00
HARYANA	71752450.00	62.45	26334030.00	22.92	109800.00	0.10	12435186.00	10.82	4266490.00	3.71	0.00	...	0.00	...	0.00	...	144897956.00
HIMACHAL PRADESH	56550741.00	74.49	14269176.00	18.80	9288.00	0.01	4265761.00	5.62	521935.00	0.69	0.00	...	201225.00	0.27	98354.00	0.13	75916480.00
JAMMU & KASHMIR	15670466.00	40.26	17007441.00	43.69	274500.00	0.71	4787367.00	12.30	1088539.00	2.80	0.00	...	95389.00	0.25	0.00	...	38923702.00
JHARKHAND	41940228.00	64.31	8557645.00	13.12	40000.00	0.06	11612155.00	17.81	1749604.00	2.68	0.00	...	0.00	...	1318078.00	2.02	65217710.00
KARNATAKA	94815600.00	49.77	55043000.00	28.89	99800.00	0.05	27720900.00	14.55	7132200.00	3.74	0.00	...	5373700.00	2.82	327800.00	0.17	190513000.00
KERALA	56557811.00	37.97	57972833.00	38.92	180001.00	0.12	25444604.00	17.08	7785999.00	5.23	0.00	...	848205.00	0.57	146384.00	0.10	148935837.00
MADHYA PRADESH	86619290.00	58.09	41853723.00	28.07	0.00	...	16191916.00	10.86	2960478.00	1.99	0.00	...	1335926.00	0.90	153335.00	0.10	149114668.00
MAHARASHTRA	171316852.00	42.05	171860631.00	42.18	305591.00	0.08	45114551.00	11.07	17375551.00	4.26	0.00	...	1450323.00	0.36	1296.00	0.00	407424795.00
MANIPUR	3713287.00	41.32	2449193.00	27.26	108887.00	1.21	2287569.00	25.46	96935.00	1.08	0.00	...	321690.00	3.58	8426.00	0.09	8985987.00
MEGHALAYA	6265263.00	57.94	2643308.00	24.44	62703.00	0.58	1309527.00	12.11	145800.00	1.35	0.00	...	386499.00	3.57	400.00	0.00	10813500.00
MIZORAM	3830031.00	40.22	1410773.00	14.82	36763.00	0.39	1260245.00	13.24	1988083.00	20.88	0.00	...	379488.00	3.99	616212.00	6.47	9521595.00
NAGALAND	8821658.00	56.23	4840326.00	30.85	25721.00	0.16	1743260.00	11.11	235402.00	1.50	0.00	...	0.00	...	23149.00	0.15	15689516.00
ORISSA	70114145.00	59.05	27761978.00	23.38	53624.00	0.05	18536980.00	15.61	1347977.00	1.14	0.00	...	412058.00	0.35	509980.00	0.43	18736742.00
PUNJAB	30177137.00	33.33	52019886.00	57.45	6200.00	0.01	6502183.00	7.18	1290642.00	1.43	0.00	...	316670.00	0.35	232493.00	0.26	90545211.00
RAJASTHAN	136145510.00	58.01	82461652.00	35.13	874625.00	0.37	10765010.00	4.59	1534942.00	0.65	0.00	...	799040.00	0.34	2128174.00	0.91	234708953.00
SIKKIM	3360192.00	52.12	2587199.00	40.13	0.00	...	240021.00	3.72	5500.00	0.09	0.00	...	254360.00	3.95	0.00	...	6447272.00
TAMIL NADU	102350898.00	42.58	98084255.00	40.81	12235.00	0.01	23594519.00	9.82	11195199.00	4.66	0.00	...	4800000.00	2.00	319411.00	0.13	240356517.00
TELANGANA	40400580.00	39.33	39710506.00	38.66	504395.00	0.49	14851924.00	14.46	6490895.00	6.32	0.00	...	729531.00	0.71	41412.00	0.04	102729243.00
TRIPURA	5977795.00	40.66	6682570.00	45.45	518755.00	3.53	986170.00	6.71	324920.00	2.21	0.00	...	158288.00	1.08	53228.00	0.36	14701726.00
UTTARAKHAND	22645651.00	44.69	23169344.00	45.73	0.00	...	2917265.00	5.76	1182757.00	2.33	0.00	...	490479.00	0.97	263328.00	0.52	50668884.00
UTTAR PRADESH	275157702.00	74.61	67397575.00	18.28	472160.00	0.13	19890328.00	5.39	3109303.00	0.84	0.00	...	946796.00	0.26	1815020.00	0.49	368788884.00
WEST BENGAL	103090142.00	38.74	120521020.00	45.29	218427.00	0.08	35537908.00	13.35	3490679.00	1.31	0.00	...	2291867.00	0.86	956741.00	0.36	266106784.00
TOTAL STATES	1861450496.00	52.67	1138565640.00	32.21	7451737.00	0.21	387767323.00	10.97	93982987.00	2.66	0.00	0.00	28843904.00	0.82	16279022.00	0.46	3534341109.00
A. & N. ISLANDS	2331501.00	53.49	1357747.00	31.15	10499.00	0.24	377031.00	8.65	152400.00	3.50	0.00	...	118822.00	2.73	10800.00	0.25	4358800.00
CHANDIGARH	1884420.00	41.03	490940.00	10.69	14880.00	0.32	1423738.00	31.00	709400.00	15.45	0.00	...	47869.00	1.04	21538.00	0.47	4592785.00
DADRA & NAGAR HAVELI	841600.00	54.70	378670.00	24.61	1000.00	0.06	140000.00	9.10	60700.00	3.95	0.00	...	116630.00	7.58	0.00	...	1538600.00
DAMAN & DIU	366500.00	32.60	454700.00	40.44	1800.00	0.16	80800.00	7.19	119900.00	10.66	0.00	...	100700.00	8.96	0.00	...	1124400.00
DELHI	16274632.00	18.55	61282039.00	69.84	1294650.00	1.48	3155000.00	3.60	3404565.00	3.88	0.00	...	2210080.00	2.52	123000.00	0.14	87743966.00
LAKSHADWEEP	391400.00	32.45	369800.00	30.66	0.00	...	150000.00	12.43	0.00	...	0.00	...	295100.00	24.46	0.00	...	1206300.00
PUDUCHERRY	2550212.00	32.82	2280573.00	29.35	7182.00	0.09	1928716.00	24.82	828689.00	10.67	0.00	...	162822.00	2.10	11914.00	0.15	7770108.00
TOTAL U. T. S	24640265.00	22.74	66614469.00	61.49	1330011.00	1.23	7255285.00	6.70	5275654.00	4.87	0.00	0.00	3052023.00	2.82	167252.00	0.15	108334959.00
TOTAL (STATES & UTs)	1886090761.00	51.78	1205180109.00	33.09	8781748.00	0.24	395022608.00	10.84	99258641.00	2.72	0.00	0.00	31895927.00	0.88	16446274.00	0.45	3642676068.00
TOTAL CENTRE	322392000.00	46.67	94406700.00	13.67	5396300.00	0.78	161605900.00	23.40	100009800.00	14.48	0.00	...	2765100.00	0.40	4171800.00	0.60	690747600.00
GRAND TOTAL	2208482761.00	50.96	1299586809.00	29.99	14178048.00	0.33	556628508.00	12.85	199268441.00	4.60	0.00	0.00	34661027.00	0.80	20618074.00	0.48	4333423668.00

..NICNET..

STATEMENT NO. (23 A) : BUDGETED EXPENDITURE ON EDUCATION ACCORDING TO HEADS OF CHARHES
(CAPITAL ACCOUNT) FOR 2015-2016(BUDGET ESTIMATES)

(RUPEES IN THOUSANDS)

SL NO	STATE/ UNION TERRITORY	ELEMENTARY EDUCATION	SECONDARY EDUCATION	ADULT EDUCATION	UNIV.& HIGHER EDUCATION	TECHNICAL EDUCATION	PHYSICAL EDUCATION	GENERAL EDUCATION	LANGUAGE DEVELOPMENT	T O T A L
1	ANDHRA PRADESH	0.00	0.00	0.00	650684.00	865000.00	0.00	0.00	0.00	1515684.00
2	ARUNACHAL PRADESH	144610.00	282030.00	0.00	261890.00	104610.00	0.00	0.00	0.00	793140.00
3	ASSAM	0.00	0.00	0.00	0.00	0.00	0.00	0.00	0.00	0.00
4	BIHAR	0.00	9959426.00	0.00	711100.00	242099.00	0.00	2010000.00	0.00	12922625.00
5	CHHATTISGARH	96540.00	3498830.00	0.00	567400.00	1958950.00	0.00	0.00	5000.00	6126720.00
6	GOA	45600.00	50600.00	0.00	125000.00	1005182.00	0.00	460000.00	0.00	1686382.00
7	GUJARAT	9579918.00	1523101.00	0.00	599673.00	2309408.00	0.00	0.00	0.00	14012100.00
8	HARYANA	0.00	150000.00	0.00	1020000.00	800000.00	0.00	272000.00	0.00	2242000.00
9	HIMACHAL PRADESH	37700.00	318000.00	0.00	224400.00	874700.00	0.00	183900.00	0.00	1638700.00
10	JAMMU & KASHMIR	117150.00	269327.00	0.00	2256700.00	90000.00	0.00	0.00	0.00	2733177.00
11	JHARKHAND	150000.00	51500.00	0.00	0.00	1158000.00	0.00	163814.00	0.00	1523314.00
12	KARNATAKA	95000.00	8950300.00	0.00	3061500.00	700000.00	0.00	0.00	0.00	12806800.00
13	KERALA	0.00	750000.00	0.00	291000.00	626000.00	0.00	0.00	0.00	1667000.00
14	MADHYA PRADESH	1414954.00	707200.00	0.00	296061.00	719714.00	0.00	0.00	0.00	3137929.00
15	MAHARASHTRA	0.00	1133200.00	0.00	79244.00	1070094.00	0.00	0.00	0.00	2282538.00
16	MANIPUR	10005.00	5.00	0.00	27000.00	11500.00	0.00	359299.00	0.00	407809.00
17	MEGHALAYA	20000.00	174000.00	0.00	160500.00	2000.00	0.00	0.00	0.00	356500.00
18	MIZORAM	0.00	290149.00	0.00	18077.00	0.00	0.00	0.00	0.00	308226.00
19	NAGALAND	5000.00	65500.00	0.00	25000.00	177700.00	0.00	0.00	0.00	273200.00
20	ORISSA	300000.00	500000.00	0.00	70000.00	2764558.00	0.00	50000.00	0.00	3684558.00
21	PUNJAB	2005000.00	300000.00	0.00	110226.00	179601.00	0.00	0.00	0.00	2594827.00
22	RAJASTHAN	6.00	143724.00	0.00	424953.00	158456.00	0.00	245612.00	0.00	972751.00
23	SIKKIM	56519.00	143353.00	0.00	222315.00	0.00	0.00	0.00	0.00	422187.00
24	TAMIL NADU	0.00	3916746.00	0.00	577856.00	1092506.00	0.00	0.00	0.00	5587108.00
25	TELANGANA	320364.00	29690.00	0.00	844142.00	924805.00	0.00	6131200.00	0.00	8250201.00
26	TRIPURA	0.00	55596.00	0.00	80140.00	7760.00	0.00	600.00	0.00	144096.00
27	UTTARAKHAND	299005.00	1912210.00	0.00	1125006.00	492507.00	0.00	1.00	9000.00	3837729.00
28	UTTAR PRADESH	1931057.00	1829463.00	0.00	1804272.00	13751839.00	0.00	5499062.00	0.00	24815693.00
29	WEST BENGAL	1260000.00	980000.00	0.00	619991.00	2518978.00	0.00	2206324.00	0.00	7585293.00
TOTAL STATES		17888428.00	37983950.00	0.00	16254130.00	34605967.00	0.00	17581812.00	14000.00	124328287.00
30	A. & N. ISLANDS	124400.00	141600.00	0.00	77000.00	62000.00	0.00	41500.00	0.00	446500.00
31	CHANDIGARH	240000.00	460000.00	0.00	226900.00	38500.00	0.00	93100.00	0.00	1058500.00
32	DADRA & NAGAR HAVELI	0.00	102500.00	0.00	0.00	50600.00	0.00	0.00	0.00	153100.00
33	DAMAN & DIU	0.00	0.00	0.00	0.00	15000.00	0.00	287400.00	0.00	302400.00
34	DELHI	0.00	10000000.00	0.00	3115500.00	589550.00	0.00	6100000.00	0.00	19805050.00
35	LAKSHADWEEP	0.00	100000.00	0.00	10000.00	0.00	0.00	0.00	0.00	110000.00
36	PUDUCHERRY	7550.00	16400.00	0.00	34000.00	0.00	0.00	75000.00	0.00	132950.00
TOTAL U.T.S		371950.00	10820500.00	0.00	3463400.00	755650.00	0.00	6597000.00	0.00	22008500.00
TOTAL (STATES & UT)		18260378.00	48804450.00	0.00	19717530.00	35361617.00	0.00	24178812.00	14000.00	146336787.00

..NICNET..

STATEMENT NO. (23 B): BUDGETED EXPENDITURE ON EDUCATION ACCORDING TO HEADS OF CHARHES
(LOAN AND ADVANCES ACCOUNT) FOR 2015-2016(BUDGET ESTIMATES)

(RUPEES IN THOUSANDS)

SL NO	STATE/ UNION TERRITORY	ELEMENTARY EDUCATION	SECONDARY EDUCATION	ADULT EDUCATION	UNIV.& HIGHER EDUCATION	TECHNICAL EDUCATION	PHYSICAL EDUCATION	GENERAL EDUCATION	LANGUAGE DEVELOPMENT	T O T A L
1	ANDHRA PRADESH	0.00	0.00	0.00	0.00	0.00	0.00	0.00	0.00	0.00
2	ARUNACHAL PRADESH	0.00	0.00	0.00	0.00	0.00	0.00	0.00	0.00	0.00
3	ASSAM	0.00	0.00	0.00	0.00	0.00	0.00	0.00	0.00	0.00
4	BIHAR	0.00	0.00	0.00	0.00	0.00	0.00	0.00	0.00	0.00
5	CHHATTISGARH	0.00	0.00	0.00	0.00	0.00	0.00	0.00	0.00	0.00
6	GOA	0.00	0.00	0.00	0.00	0.00	0.00	0.00	0.00	0.00
7	GUJARAT	0.00	0.00	0.00	0.00	0.00	0.00	0.00	0.00	0.00
8	HARYANA	0.00	0.00	0.00	0.00	0.00	0.00	0.00	0.00	0.00
9	HIMACHAL PRADESH	0.00	0.00	0.00	2.00	0.00	0.00	2.00	0.00	4.00
10	JAMMU & KASHMIR	0.00	0.00	0.00	0.00	0.00	0.00	0.00	0.00	0.00
11	JHARKHAND	0.00	0.00	0.00	0.00	0.00	0.00	0.00	0.00	0.00
12	KARNATAKA	0.00	0.00	0.00	0.00	0.00	0.00	0.00	0.00	0.00
13	KERALA	0.00	0.00	0.00	0.00	0.00	0.00	0.00	0.00	0.00
14	MADHYA PRADESH	0.00	0.00	0.00	100000.00	0.00	0.00	0.00	0.00	100000.00
15	MAHARASHTRA	0.00	0.00	0.00	0.00	0.00	0.00	0.00	0.00	0.00
16	MANIPUR	0.00	0.00	0.00	0.00	0.00	0.00	0.00	0.00	0.00
17	MEGHALAYA	0.00	0.00	0.00	0.00	0.00	0.00	0.00	0.00	0.00
18	MIZORAM	0.00	0.00	0.00	0.00	0.00	0.00	0.00	0.00	0.00
19	NAGALAND	0.00	0.00	0.00	0.00	0.00	0.00	0.00	0.00	0.00
20	ORISSA	0.00	0.00	0.00	15000.00	0.00	0.00	0.00	0.00	15000.00
21	PUNJAB	0.00	0.00	0.00	0.00	0.00	0.00	0.00	0.00	0.00
22	RAJASTHAN	0.00	0.00	0.00	0.00	0.00	0.00	0.00	0.00	0.00
23	SIKKIM	0.00	0.00	0.00	20000.00	0.00	0.00	0.00	0.00	20000.00
24	TAMIL NADU	0.00	0.00	0.00	0.00	0.00	0.00	0.00	0.00	0.00
25	TELANGANA	0.00	0.00	0.00	0.00	0.00	0.00	0.00	0.00	0.00
26	TRIPURA	0.00	0.00	0.00	0.00	0.00	0.00	0.00	0.00	0.00
27	UTTARAKHAND	0.00	0.00	0.00	0.00	0.00	0.00	0.00	0.00	0.00
28	UTTAR PRADESH	0.00	0.00	0.00	0.00	0.00	0.00	0.00	0.00	0.00
29	WEST BENGAL	0.00	0.00	0.00	0.00	0.00	0.00	0.00	0.00	0.00
TOTAL STATES		0.00	0.00	0.00	135002.00	0.00	0.00	2.00	0.00	135004.00
30	A. & N. ISLANDS	0.00	0.00	0.00	0.00	0.00	0.00	0.00	0.00	0.00
31	CHANDIGARH	0.00	0.00	0.00	0.00	0.00	0.00	0.00	0.00	0.00
32	DADRA & NAGAR HAVELI	0.00	0.00	0.00	0.00	0.00	0.00	0.00	0.00	0.00
33	DAMAN & DIU	0.00	0.00	0.00	0.00	0.00	0.00	0.00	0.00	0.00
34	DELHI	0.00	0.00	0.00	0.00	500000.00	0.00	0.00	0.00	500000.00
35	LAKSHADWEEP	0.00	0.00	0.00	0.00	0.00	0.00	0.00	0.00	0.00
36	PUDUCHERRY	0.00	0.00	0.00	0.00	0.00	0.00	0.00	0.00	0.00
TOTAL U.T.s		0.00	0.00	0.00	0.00	500000.00	0.00	0.00	0.00	500000.00
TOTAL (STATES & UT)		0.00	0.00	0.00	135002.00	500000.00	0.00	2.00	0.00	635004.00

..NICNET..

STATEMENT NO. (24): SECTOR-WISE PLAN & NON-PLAN ACTUAL EXPENDITURE OF EDUCATION DEPARTMENTS OF STATES/UNION TERRITORIES & CENTRE (REVENUE ACCOUNT) FOR 2013 - 2014 (ACTUALS)

(RUPEES IN CRORE)

S.No.	SECTOR	P L A N			N O N - P L A N			T O T A L			%AGE OF PLAN EXP.	%AGE OF NON-PLAN EXP.	%AGE OF TOTAL BUDGET
		STATES/U. Ts.	CENTRE	TOTAL	STATES/U. Ts.	CENTRE	TOTAL	STATES/U. Ts.	CENTRE	TOTAL			
1		2	3	4	5	6	7	8	9	10	11	12	13
1	ELEMENTARY EDUCATION	23366.36	36500.76	59867.12	104260.29	6.72	104267.01	127626.65	36507.48	164134.13	58.15	45.28	49.26
2	SECONDARY EDUCATION	13992.09	6884.26	20876.35	78077.64	3162.65	81240.29	92069.73	10046.91	102116.64	20.28	35.28	30.64
3	ADULT EDUCATION	281.49	419.32	700.81	230.57	2.56	233.13	512.06	421.88	933.94	0.68	0.10	0.28
4	UNIVERSITY/DL/SCHOLARSHIP	2887.36	7321.00	10208.36	27588.78	7394.30	34983.08	30476.14	14715.30	45191.44	9.92	15.19	13.56
5	TECHNICAL EDUCATION	3139.97	6578.06	9718.03	4500.05	2654.83	7154.88	7640.02	9232.89	16872.91	9.44	3.11	5.06
6	GENERAL EDUCATION PROGRAMME	1122.10	104.57	1226.67	1341.87	121.59	1463.46	2463.97	226.16	2690.13	1.19	0.64	0.81
7	LANGUAGE DEVELOPMENT	114.98	240.82	355.80	833.58	103.33	936.91	948.56	344.15	1292.71	0.35	0.41	0.39
	TOTAL	44904.35	58048.79	102953.14	216832.78	13445.98	230278.76	261737.13	71494.77	333231.90	100.00	100.00	100.00

..NICNET..

STATEMENT NO.(25): SECTOR-WISE PLAN & NON-PLAN REVISED ESTIMATES FOR EDUCATION DEPARTMENTS
OF STATES/UNION TERRITORIES AND CENTRE (REVENUE ACCOUNT) FOR . 2014 - 2015
(REVISED ESTIMATES)

(RUPEES IN CRORE)

S.No.	SECTOR	P L A N			N O N - P L A N			T O T A L			%AGE OF PLAN EXP.	%AGE OF NON- -PLAN EXP.	%AGE OF TOTAL BUDGET
		STATES/U. Ts.	CENTRE	TOTAL	STATES/U. Ts.	CENTRE	TOTAL	STATES/U. Ts.	CENTRE	TOTAL			
1		2	3	4	5	6	7	8	9	10	11	12	13
1	ELEMENTARY EDUCATION	44645.60	36137.17	80782.77	115163.37	8.28	115171.65	159808.97	36145.45	195954.42	62.61	44.33	50.40
2	SECONDARY EDUCATION	17005.82	6973.50	23979.32	91134.18	3275.01	94409.19	108140.00	10248.51	118388.51	18.58	36.34	30.45
3	ADULT EDUCATION	647.10	457.23	1104.33	309.90	3.81	313.71	957.00	461.04	1418.04	0.86	0.12	0.36
4	UNIVERSITY/DL/SCHOLARSHIP	4835.57	6415.35	11250.92	30902.59	7367.61	38270.20	35738.16	13782.96	49521.12	8.72	14.73	12.74
5	TECHNICAL EDUCATION	3681.83	6281.82	9963.65	5536.93	3067.63	8604.56	9218.76	9349.45	18568.21	7.72	3.31	4.78
6	GENERAL EDUCATION PROGRAMME	1475.67	96.27	1571.94	1345.87	157.14	1503.01	2821.54	253.41	3074.95	1.22	0.58	0.79
7	LANGUAGE DEVELOPMENT	174.85	206.56	381.41	1408.45	107.62	1516.07	1583.30	314.18	1897.48	0.30	0.58	0.49
	TOTAL	72466.44	56567.90	129034.34	245801.29	13987.10	259788.39	318267.73	70555.00	388822.73	100.00	100.00	100.00

..NICNET..

STATEMENT NO.(26): SECTOR-WISE PLAN & NON-PLAN BUDGET ESTIMATES FOR EDUCATION DEPARTMENTS
OF STATES/UNION TERRITORIES & CENTRE (REVENUE ACCOUNT) FOR 2015 - 2016
(BUDGET ESTIMATES)

(RUPEES IN CRORE)

S.No.	SECTOR	P L A N			N O N - P L A N			T O T A L			%AGE OF PLAN EXP.	%AGE OF NON- -PLAN EXP.	%AGE OF TOTAL BUDGET
		STATES/U. Ts.	CENTRE	TOTAL	STATES/U. Ts.	CENTRE	TOTAL	STATES/U. Ts.	CENTRE	TOTAL			
1		2	3	4	5	6	7	8	9	10	11	12	13
1	ELEMENTARY EDUCATION	52409.29	32230.50	84639.79	136199.79	8.70	136208.49	188609.08	32239.20	220848.28	60.56	46.40	50.96
2	SECONDARY EDUCATION	19511.63	6272.00	25783.63	101006.38	3168.67	104175.05	120518.01	9440.67	129958.68	18.45	35.49	29.99
3	ADULT EDUCATION	544.08	536.00	1080.08	334.10	3.63	337.73	878.18	539.63	1417.81	0.77	0.12	0.33
4	UNIVERSITY/DL/SCHOLARSHIP	6729.73	8755.00	15484.73	32772.53	7405.59	40178.12	39502.26	16160.59	55662.85	11.08	13.69	12.85
5	TECHNICAL EDUCATION	3692.00	6705.00	10397.00	6233.86	3295.98	9529.84	9925.86	10000.98	19926.84	7.44	3.25	4.60
6	GENERAL EDUCATION PROGRAMME	1812.54	95.26	1907.80	1377.05	181.25	1558.30	3189.59	276.51	3466.10	1.36	0.53	0.80
7	LANGUAGE DEVELOPMENT	175.00	300.00	475.00	1469.63	117.18	1586.81	1644.63	417.18	2061.81	0.34	0.54	0.48
	TOTAL	84874.27	54893.76	139768.03	279393.34	14181.00	293574.34	364267.61	69074.76	433342.37	100.00	100.00	100.00

..NICNET..

STATEMENT NO (27) : BUDGETED EXPENDITURE ON EDUCATION DEPARTMENTS (CAPITAL ACCOUNT)
FOR 2013-14 (ACTUALS)

(RUPEES IN THOUSANDS)

S.NO.	STATE/ UNION TERRITORY	CAPITAL EXP. ON EDU. OUT- SIDE REVENUE ACCOUNT	TOTAL CAPITAL EXP. OUT-SIDE REVENUE ACCOUNT	%AGE OF COL. (2) TO COL. (3)	LOANS FOR EDUCATION	TOTAL LOANS & ADVANCES	%AGE OF COL. (5) TO COL. (6)
1	2	3	4	5	6	7	
1	ANDHRA PRADESH	1010573.00	152801400.00	0.66	...	36892000.00	0.00
2	ARUNACHAL PRADESH	207263.00	16797000.00	1.23	...	185300.00	0.00
3	ASSAM	...	32073200.00	0.00	...	8220300.00	0.00
4	BIHAR	7187143.00	140010000.00	5.13	...	8073800.00	0.00
5	CHHATTISGARH	1816926.00	45741900.00	3.97	...	13185300.00	0.00
6	GOA	412524.00	10096100.00	4.09	...	42500.00	0.00
7	GUJARAT	9433264.00	226773700.00	4.16	...	6032300.00	0.00
8	HARYANA	1532192.00	39346000.00	3.89	...	7756100.00	0.00
9	HIMACHAL PRADESH	1601638.00	18558600.00	8.63	...	5310500.00	0.00
10	JAMMU & KASHMIR	...	45068500.00	0.00	...	1214200.00	0.00
11	JHARKHAND	814299.00	47291000.00	1.72	...	2219100.00	0.00
12	KARNATAKA	5157374.00	169468600.00	3.04	...	6954300.00	0.00
13	KERALA	976094.00	42943300.00	2.27	...	14641700.00	0.00
14	MADHYA PRADESH	483307.00	108125200.00	0.45	100000.00	50775200.00	0.20
15	MAHARASHTRA	1015213.00	200204500.00	0.51	...	16451000.00	0.00
16	MANIPUR	208636.00	12918900.00	1.61	...	400.00	0.00
17	MEGHALAYA	228362.00	10754700.00	2.12	...	423300.00	0.00
18	MIZORAM	297490.00	5994000.00	4.96	...	307100.00	0.00
19	NAGALAND	207950.00	12070600.00	1.72	...	9200.00	0.00
20	ORISSA	1538144.00	77564000.00	1.98	8710.00	4635500.00	0.19
21	PUNJAB	3361965.00	22006100.00	15.28	...	1651300.00	0.00
22	RAJASTHAN	261414.00	136646600.00	0.19	...	8112100.00	0.00
23	SIKKIM	289329.00	9119500.00	3.17	100000.00	104000.00	96.15
24	TAMIL NADU	2773696.00	171730700.00	1.62	...	22421500.00	0.00
25	TELANGANA	0.00	0.00
26	TRIPURA	1059463.00	16407300.00	6.46	...	157800.00	0.00
27	UTTARAKHAND	2252937.00	37120200.00	6.07	...	2779900.00	0.00
28	UTTAR PRADESH	14376005.00	328626500.00	4.37	...	14733400.00	0.00
29	WEST BENGAL	6035703.00	69269400.00	8.71	...	6633100.00	0.00
TOTAL (STATES)		64538904.00	2205527500.00	2.93	208710.00	239922200.00	0.09
30	A. & N. ISLANDS	264292.00	3996232.00	6.61	0.00
31	CHANDIGARH	488677.00	3854165.00	12.68	0.00
32	DADRA & NAGAR HAVELI	71100.00	1976709.00	3.60	0.00
33	DAMAN & DIU	131684.00	2742658.00	4.80	0.00
34	DELHI	4976287.00	47074200.00	10.57	...	56523700.00	0.00
35	LAKSHADWEEP	116071.00	2143178.00	5.42	0.00
36	PUDUCHERRY	119300.00	3625100.00	3.29	...	13000.00	0.00
TOTAL (U. T. s)		6167411.00	65412242.00	9.43	...	56536700.00	0.00
TOTAL (STATES & U.T.)		70706315.00	2270939742.00	3.11	208710.00	296458900.00	0.07

..NICNET..

STATEMENT NO (28) : BUDGETED EXPENDITURE ON EDUCATION DEPARTMENTS (CAPITAL ACCOUNT)
FOR 2014-15 (REVISED ESTIMATE)

(RUPEES IN THOUSANDS)

S.NO.	STATE/ UNION TERRITORY	CAPITAL EXP. ON EDU. OUT- SIDE REVENUE ACCOUNT	TOTAL CAPITAL EXP. OUT-SIDE REVENUE ACCOUNT	%AGE OF COL.(2) TO COL.(3)	LOANS FOR EDUCATION	TOTAL LOANS & ADVANCES	%AGE OF COL.(5) TO COL.(6)
1	2	3	4	5	6	7	
1	ANDHRA PRADESH	2286771.00	71465400.00	3.20	...	8525400.00	0.00
2	ARUNACHAL PRADESH	1009008.00	23594400.00	4.28	...	170800.00	0.00
3	ASSAM	...	104030200.00	0.00	2000.00	7772200.00	0.03
4	BIHAR	11037202.00	276108700.00	4.00	...	7147900.00	0.00
5	CHHATTISGARH	3853560.00	79186400.00	4.87	...	4502600.00	0.00
6	GOA	728620.00	17919500.00	4.07	...	147200.00	0.00
7	GUJARAT	11538823.00	269097300.00	4.29	...	4941400.00	0.00
8	HARYANA	2133800.00	55685700.00	3.83	...	9621500.00	0.00
9	HIMACHAL PRADESH	1164814.00	25276600.00	4.61	40002.00	4447300.00	0.90
10	JAMMU & KASHMIR	2931895.00	100534100.00	2.92	...	708200.00	0.00
11	JHARKHAND	1428900.00	76912300.00	1.86	...	10956900.00	0.00
12	KARNATAKA	15359348.00	188800600.00	8.14	...	4501800.00	0.00
13	KERALA	959974.00	50627600.00	1.90	...	8652800.00	0.00
14	MADHYA PRADESH	1763939.00	142523100.00	1.24	50000.00	57156400.00	0.09
15	MAHARASHTRA	2195085.00	233422200.00	0.94	...	10552900.00	0.00
16	MANIPUR	559424.00	18991700.00	2.95	...	113000.00	0.00
17	MEGHALAYA	356500.00	17144200.00	2.08	...	660300.00	0.00
18	MIZORAM	370597.00	10873500.00	3.41	...	27000.00	0.00
19	NAGALAND	277479.00	13303100.00	2.09	...	48200.00	0.00
20	ORISSA	3930804.00	122546200.00	3.21	15000.00	4996300.00	0.30
21	PUNJAB	2102603.00	39482800.00	5.33	...	3268900.00	0.00
22	RAJASTHAN	528504.00	191527500.00	0.28	...	8200500.00	0.00
23	SIKKIM	474064.00	17043000.00	2.78	120000.00	275500.00	43.56
24	TAMIL NADU	5340383.00	203411900.00	2.63	...	38060200.00	0.00
25	TELANGANA	3491677.00	150807400.00	2.32	...	26731100.00	0.00
26	TRIPURA	600959.00	36673900.00	1.64	...	158800.00	0.00
27	UTTARAKHAND	4467953.00	58402100.00	7.65	...	3303200.00	0.00
28	UTTAR PRADESH	17230608.00	590945500.00	2.92	...	22341700.00	0.00
29	WEST BENGAL	5936718.00	133750100.00	4.44	...	5236000.00	0.00
	TOTAL (STATES)	104060012.00	3320087000.00	3.13	227002.00	253226000.00	0.09
30	A. & N. ISLANDS	315900.00	4497400.00	7.02	0.00
31	CHANDIGARH	431600.00	4580100.00	9.42	0.00
32	DADRA & NAGAR HAVELI	153100.00	2649300.00	5.78	0.00
33	DAMAN & DIU	241200.00	3070700.00	7.85	0.00
34	DELHI	5027400.00	49374100.00	10.18	250000.00	21380600.00	1.17
35	LAKSHADWEEP	113000.00	1780900.00	6.35	0.00
36	PUDUCHERRY	108296.00	6459700.00	1.68	...	18000.00	0.00
	TOTAL (U.T.s)	6390496.00	72412200.00	8.83	250000.00	21398600.00	1.17
	TOTAL (STATES & U.T.)	110450508.00	3392499200.00	3.26	477002.00	274624600.00	0.17

..NICNET..

STATEMENT NO (29) : BUDGETED EXPENDITURE ON EDUCATION DEPARTMENTS (CAPITAL ACCOUNT)
FOR 2015-16 (BUDGET ESTIMATE)

(RUPEES IN THOUSANDS)

S.NO.	STATE/ UNION TERRITORY	CAPITAL EXP. ON EDU. OUT- SIDE REVENUE ACCOUNT	TOTAL CAPITAL EXP. OUT-SIDE REVENUE ACCOUNT	%AGE OF COL. (2) TO COL. (3)	LOANS FOR EDUCATION	TOTAL LOANS & ADVANCES	%AGE OF COL. (5) TO COL. (6)
1	2	3	4	5	6	7	8
1	ANDHRA PRADESH	1515684.00	98187100.00	1.54	...	7183600.00	0.00
2	ARUNACHAL PRADESH	793140.00	28659700.00	2.77	...	96000.00	0.00
3	ASSAM	...	94128700.00	0.00	...	7760400.00	0.00
4	BIHAR	12922625.00	248530000.00	5.20	...	7289300.00	0.00
5	CHHATTISGARH	6126720.00	110002500.00	5.57	...	2827700.00	0.00
6	GOA	1686382.00	31210200.00	5.40	...	179200.00	0.00
7	GUJARAT	14012100.00	289636400.00	4.84	...	6642600.00	0.00
8	HARYANA	2242000.00	59039000.00	3.80	...	13667700.00	0.00
9	HIMACHAL PRADESH	1638700.00	29506800.00	5.55	4.00	3974900.00	0.00
10	JAMMU & KASHMIR	2733177.00	96444600.00	2.83	...	875000.00	0.00
11	JHARKHAND	1523314.00	86755800.00	1.76	...	12156000.00	0.00
12	KARNATAKA	12806800.00	205636200.00	6.23	...	7332300.00	0.00
13	KERALA	1667000.00	92201600.00	1.81	...	8454800.00	0.00
14	MADHYA PRADESH	3137929.00	181395600.00	1.73	100000.00	42245800.00	0.24
15	MAHARASHTRA	2282538.00	271042200.00	0.84	...	9698300.00	0.00
16	MANIPUR	407809.00	12777900.00	3.19	...	36000.00	0.00
17	MEGHALAYA	356500.00	16036400.00	2.22	...	279000.00	0.00
18	MIZORAM	308226.00	11937900.00	2.58	...	400000.00	0.00
19	NAGALAND	273200.00	13930800.00	1.96	...	4000.00	0.00
20	ORISSA	3684558.00	151490700.00	2.43	15000.00	5930100.00	0.25
21	PUNJAB	2594827.00	48568200.00	5.34	...	7355000.00	0.00
22	RAJASTHAN	972751.00	207602900.00	0.47	...	13178200.00	0.00
23	SIKKIM	422187.00	10455300.00	4.04	20000.00	216500.00	9.24
24	TAMIL NADU	5587108.00	243127600.00	2.30	...	32009100.00	0.00
25	TELANGANA	8250201.00	159825100.00	5.16	...	23921000.00	0.00
26	TRIPURA	144096.00	53189000.00	0.27	...	201000.00	0.00
27	UTTARAKHAND	3837729.00	40048500.00	9.58	...	1726700.00	0.00
28	UTTAR PRADESH	24815693.00	631542600.00	3.93	...	27929900.00	0.00
29	WEST BENGAL	7585293.00	156276100.00	4.85	...	7519700.00	0.00
	TOTAL (STATES)	124328287.00	3679185400.00	3.38	135004.00	251089800.00	0.05
30	A. & N. ISLANDS	446500.00	5736500.00	7.78	0.00
31	CHANDIGARH	1058500.00	5709400.00	18.54	0.00
32	DADRA & NAGAR HAVELI	153100.00	3089600.00	4.96	0.00
33	DAMAN & DIU	302400.00	4038900.00	7.49	0.00
34	DELHI	19805050.00	72879600.00	27.18	500000.00	16737700.00	2.99
35	LAKSHADWEEP	110000.00	1799900.00	6.11	0.00
36	PUDUCHERRY	132950.00	6106700.00	2.18	...	20000.00	0.00
	TOTAL (U. T. s)	22008500.00	99360600.00	22.15	500000.00	16757700.00	2.98
	TOTAL (STATES & U.T.)	146336787.00	3778546000.00	3.87	635004.00	267847500.00	0.24

..NICNET..

STATEMENT NO (30) : BUDGET PROVISIONS FOR CENTRE & STATE EDUCATION DEPARTMENTS UNDER REVENUE ACCOUNT,
CAPITAL ACCOUNT OUT-SIDE REVENUE ACCOUNT & LOANS FOR 2015 - 2016 (BUDGET ESTIMATES)

(RUPEES IN THOUSAND)

S.NO.	STATE/ UNION TERRITORY	REVENUE ACCOUNT			CAPITAL ACCOUNT OUT-SIDE REVENUE ACCOUNT		
		TOTAL BUDGET	EDUCATION DEPARTMENT	%AGE OF COL(3) TO COL(2)	TOTAL BUDGET	EDUCATION DEPARTMENT	%AGE OF COL(6) TO COL(5)
1		2	3	4	5	6	7
1	ANDHRA PRADESH	974247800.00	155272939.00	15.94	98187100.00	1515684.00	1.54
2	ARUNACHAL PRADESH	93024300.00	13589986.00	14.61	28659700.00	793140.00	2.77
3	ASSAM	515628500.00	140241000.00	27.20	94128700.00	...	0.00
4	BIHAR	912081100.00	210284263.00	23.06	248530000.00	12922625.00	5.20
5	CHHATTISGARH	537298100.00	93278112.00	17.36	110002500.00	6126720.00	5.57
6	GOA	95290200.00	13647842.00	14.32	31210200.00	1686382.00	5.40
7	GUJARAT	1019866800.00	178282065.00	17.48	289636400.00	14012100.00	4.84
8	HARYANA	618696200.00	114897956.00	18.57	59039000.00	2242000.00	3.80
9	HIMACHAL PRADESH	234876900.00	75916480.00	32.32	29506800.00	1638700.00	5.55
10	JAMMU & KASHMIR	347140800.00	38923702.00	11.21	96444600.00	2733177.00	2.83
11	JHARKHAND	433432400.00	65217710.00	15.05	86755800.00	1523314.00	1.76
12	KARNATAKA	1154496800.00	190513000.00	16.50	205636200.00	12806800.00	6.23
13	KERALA	852591200.00	148935837.00	17.47	92201600.00	1667000.00	1.81
14	MADHYA PRADESH	1088349200.00	149114668.00	13.70	181395600.00	3137929.00	1.73
15	MAHARASHTRA	2019879000.00	407424795.00	20.17	271042200.00	2282538.00	0.84
16	MANIPUR	79650800.00	8985987.00	11.28	12777900.00	407809.00	3.19
17	MEGHALAYA	76214800.00	10813500.00	14.19	16036400.00	356500.00	2.22
18	MIZORAM	60912900.00	9521595.00	15.63	11937900.00	308226.00	2.58
19	NAGALAND	86616200.00	15689516.00	18.11	13930800.00	273200.00	1.96
20	ORISSA	658389900.00	118736742.00	18.03	151490700.00	3684558.00	2.43
21	PUNJAB	526232000.00	90545211.00	17.21	48568200.00	2594827.00	5.34
22	RAJASTHAN	1108048500.00	234708953.00	21.18	207602900.00	972751.00	0.47
23	SIKKIM	42585100.00	6447272.00	15.14	10455300.00	422187.00	4.04
24	TAMIL NADU	1472973500.00	240356517.00	16.32	243127600.00	5587108.00	2.30
25	TELANGANA	936002100.00	102729243.00	10.98	159825100.00	8250201.00	5.16
26	TRIPURA	91255500.00	14701726.00	16.11	53189000.00	144096.00	0.27
27	UTTARAKHAND	257393300.00	50668824.00	19.69	40048500.00	3837729.00	9.58
28	UTTAR PRADESH	2157561800.00	368788884.00	17.09	631542600.00	24815693.00	3.93
29	WEST BENGAL	1131002200.00	266106784.00	23.53	156276100.00	7585293.00	4.85
TOTAL (STATES)		19581737900.00	3534341109.00	18.05	3679185400.00	124328287.00	3.38
30	A. & N. ISLANDS	32867300.00	4358800.00	13.26	5736500.00	446500.00	7.78
31	CHANDIGARH	32605300.00	4592785.00	14.09	5709400.00	1058500.00	18.54
32	DADRA & NAGAR HAVELI	5985000.00	1538600.00	25.71	3089600.00	153100.00	4.96
33	DAMAN & DIU	13775300.00	1124400.00	8.16	4038900.00	302400.00	7.49
34	DELHI	304020900.00	87743966.00	28.86	72879600.00	19805050.00	27.18
35	LAKSHADWEEP	9747900.00	1206300.00	12.37	1799900.00	110000.00	6.11
36	PUDUCHERRY	55983300.00	7770108.00	13.88	6106700.00	132950.00	2.18
TOTAL (U.T.s)		454985000.00	108334959.00	23.81	99360600.00	22008500.00	22.15
TOTAL (STATES & U.T.)		20036722900.00	3642676068.00	18.18	3778546000.00	146336787.00	3.87
TOTAL CENTRE		15360460000.00	690747600.00	4.50	2279280000.00	...	0.00
GRAND TOTAL		35397182900.00	4333423668.00	12.24	6057826000.00	146336787.00	2.42

..NICNET..

STATEMENT NO (30) : BUDGET PROVISIONS FOR CENTRE & STATE EDUCATION DEPARTMENTS UNDER REVENUE ACCOUNT,
CAPITAL ACCOUNT OUT-SIDE REVENUE ACCOUNT & LOANS FOR 2015 - 2016 (BUDGET ESTIMATES)

(RUPEES IN THOUSAND)

S.NO.	STATE/ UNION TERRITORY	LOAN AND ADVANCES			TOTAL REVENUE, CAPITAL AND LOANS & ADVANCES		
		TOTAL BUDGET	EDUCATION DEPARTMENT	%AGE OF COL(9) TO COL(8)	TOTAL BUDGET	EDUCATION DEPARTMENT	%AGE OF COL(12) TO COL(11)
1		8	9	10	11	12	13
1	ANDHRA PRADESH	7183600.00	...	0.00	1079618500.00	156788623.00	14.52
2	ARUNACHAL PRADESH	96000.00	...	0.00	121780000.00	14383126.00	11.81
3	ASSAM	7760400.00	...	0.00	617517600.00	140241000.00	22.71
4	BIHAR	7289300.00	...	0.00	1167900400.00	223206888.00	19.11
5	CHHATTISGARH	2827700.00	...	0.00	650128300.00	99404832.00	15.29
6	GOA	179200.00	...	0.00	126679600.00	15334224.00	12.10
7	GUJARAT	6642600.00	...	0.00	1316145800.00	192294165.00	14.61
8	HARYANA	13667700.00	...	0.00	691402900.00	117139956.00	16.94
9	HIMACHAL PRADESH	3974900.00	4.00	0.00	268358600.00	77555184.00	28.90
10	JAMMU & KASHMIR	875000.00	...	0.00	444460400.00	41656879.00	9.37
11	JHARKHAND	12156000.00	...	0.00	532344200.00	66741024.00	12.54
12	KARNATAKA	7332300.00	...	0.00	1367465300.00	203319800.00	14.87
13	KERALA	8454800.00	...	0.00	953247600.00	150602837.00	15.80
14	MADHYA PRADESH	42245800.00	100000.00	0.24	1311990600.00	152352597.00	11.61
15	MAHARASHTRA	9698300.00	...	0.00	2300619500.00	409707333.00	17.81
16	MANIPUR	36000.00	...	0.00	92464700.00	9393796.00	10.16
17	MEGHALAYA	279000.00	...	0.00	92530200.00	11170000.00	12.07
18	MIZORAM	400000.00	...	0.00	73250800.00	9829821.00	13.42
19	NAGALAND	4000.00	...	0.00	100551000.00	15962716.00	15.88
20	ORISSA	5930100.00	15000.00	0.25	815810700.00	122436300.00	15.01
21	PUNJAB	7355000.00	...	0.00	582155200.00	93140038.00	16.00
22	RAJASTHAN	13178200.00	...	0.00	1328829600.00	235681704.00	17.74
23	SIKKIM	216500.00	20000.00	9.24	53256900.00	6889459.00	12.94
24	TAMIL NADU	32009100.00	...	0.00	1748110200.00	245943625.00	14.07
25	TELANGANA	23921000.00	...	0.00	1119748200.00	110979444.00	9.91
26	TRIPURA	201000.00	...	0.00	144645500.00	14845822.00	10.26
27	UTTARAKHAND	1726700.00	...	0.00	299168500.00	54506553.00	18.22
28	UTTAR PRADESH	27929900.00	...	0.00	2817034300.00	393604577.00	13.97
29	WEST BENGAL	7519700.00	...	0.00	1294798000.00	273692077.00	21.14
	TOTAL (STATES)	251089800.00	135004.00	0.05	23512013100.00	3658804400.00	15.56
30	A. & N. ISLANDS	0.00	38603800.00	4805300.00	12.45
31	CHANDIGARH	0.00	38314700.00	5651285.00	14.75
32	DADRA & NAGAR HAVELI	0.00	9074600.00	1691700.00	18.64
33	DAMAN & DIU	0.00	17814200.00	1426800.00	8.01
34	DELHI	16737700.00	500000.00	2.99	393638200.00	108049016.00	27.45
35	LAKSHADWEEP	0.00	11547800.00	1316300.00	11.40
36	PUDUCHERRY	20000.00	...	0.00	62110000.00	7903058.00	12.72
	TOTAL (U.T.s)	16757700.00	500000.00	2.98	571103300.00	130843459.00	22.91
	TOTAL (STATES & U.T.)	267847500.00	635004.00	0.24	24083116400.00	3789647859.00	15.74
	TOTAL CENTRE	135030000.00	...	0.00	17774770000.00	690747600.00	3.89
	GRAND TOTAL	402877500.00	635004.00	0.16	41857886400.00	4480395459.00	10.70

..NICNET..

STATEMENT NO. (31): PLAN AND NON-PLAN TOTAL BUDGET (CENTRE AND STATE)

(Rupees in Thousands)

STATE/UNION TERRITORY	2013 - 2014 (ACTUAL)			2014 - 2015 (REVISED ESTIMATED)			2015 - 2016 (BUDGET ESTIMATED)		
	PLAN	NON-PLAN	TOTAL	PLAN	NON-PLAN	TOTAL	PLAN	NON-PLAN	TOTAL
1 ANDHRA PRADESH	241372900	862372000	1103744900	151646200	831440100	983086300	242010900	732236900	974247800
2 ARUNACHAL PRADESH	17738100	39575900	57314000	40402300	44825700	85228000	37120900	55903400	93024300
3 ASSAM	70099700	249618400	319718100	194482600	329809200	524291800	168858800	346769700	515628500
4 BIHAR	190962000	433810300	624772300	430892400	571656500	1002548900	321535900	590545200	912081100
5 CHHATTISGARH	136138200	192457600	328595700	269459600	197194700	466654300	282301700	254996500	537298100
6 GOA	17224400	50808400	68032800	24262100	55277500	79539600	30557300	64732800	95290200
7 GUJARAT	199562300	553023200	752585500	310646700	615332200	925978900	363553900	656312900	1019866800
8 HARYANA	101520900	317350100	418871000	157782500	391408400	549190900	186610000	432086200	618696200
9 HIMACHAL PRADESH	23869900	149654900	173524800	32985500	171464800	204450300	37662400	197214500	234876900
10 JAMMU & KASHMIR	18385200	252192500	270577700	31091300	279414600	310505900	0	347140800	347140800
11 JHARKHAND	62874700	171439200	234313900	179130700	221602600	400733300	223560400	209872100	433432400
12 KARNATAKA	269698400	622197300	891895700	377818900	709657300	1087476200	402233100	752263700	1154496800
13 KERALA	70412000	534443000	604855000	128123800	610399200	738523100	145392600	707198600	852591200
14 MADHYA PRADESH	194262700	504434900	698697600	363704000	618792000	982496000	407289600	681059600	1088349200
15 MAHARASHTRA	259067400	1289956800	1549024200	405936900	1540836200	1946773100	474789500	1545089500	2019879000
16 MANIPUR	12129400	45058900	57188300	37197100	52704200	89901300	29175200	79650800	79650800
17 MEGHALAYA	18487900	37028000	55515900	57088500	41939300	99027800	35374600	40840200	76214800
18 MIZORAM	17968500	31201400	49169800	26418100	36266900	62685100	21809000	39103800	60912900
19 NAGALAND	8450200	49053300	57503500	19623400	56432200	76055600	21097600	65518700	86616200
20 ORISSA	150076900	306100600	456177500	236937200	365784300	602721500	249469400	408920500	658389900
21 PUNJAB	29088200	387318400	416406700	59506900	430320400	489827400	65543000	460689100	526232000
22 RAJASTHAN	173643300	581452600	755095900	316196700	692682700	1008879400	352441200	755607300	1108048500
23 SIKKIM	10531300	24048200	34579600	18192100	30762300	48954400	17556600	25028500	42585100
24 TAMIL NADU	265382500	832864200	1098246700	391655200	975598500	1367253800	393046900	1079926600	1472973500
25 TELANGANA	0	0	0	311333300	486764200	798097600	343035800	592966300	936002100
26 TRIPURA	13999400	45490200	59489600	24895800	58134900	83030700	30608900	60646600	91255500
27 UTTARAKHAND	27669800	134494400	162164100	76246600	167278200	243524800	74601700	182791600	257393300
28 UTTAR PRADESH	316574000	1264894700	1581468700	452476100	1463426300	1915902300	503451600	1654110200	2157561800
29 WEST BENGAL	207976800	709995900	917972700	308631800	759648000	1068279800	337287600	793714600	1131002200
TOTAL (STATES)	3125167000	10672335300	13797502200	5434764300	12806853400	18241618100	5797976100	13783762000	19581737900
30 A. & N. ISLANDS	12107393	15639303	27746696	13146500	16432300	29578800	16563400	16303900	32867300
31 CHANDIGARH	3393685	24804450	28198135	3775500	25809200	29584700	4031400	28573900	32605300
32 DADRA & NAGAR HAVELI	4223390	1194467	5417857	3896100	1358300	5254400	4441000	1544000	5985000
33 DAMAN & DIU	2316604	9252825	11569429	2477700	9850500	12328200	3203800	10571500	13775300
34 DELHI	74798300	148867000	223665200	93266700	167111100	260377800	101014400	203006500	304020900
35 LAKSHADWEEP	1458982	5873530	7332512	2173700	6016400	8190100	3304100	6443800	9747900
36 PUDUCHERRY	13446700	31380700	44827400	16401600	34150600	50552200	20805300	35178000	55983300
TOTAL (U. T. s)	111745054	237012275	348757229	135137800	260728400	395866200	153363400	301621600	454985000
TOTAL (STATES & U. T. s)	3236912054	10909347575	14146259429	5569902100	13067581800	18637484300	5951339500	14085383600	20036722900
TOTAL CENTRE	3527320000	10190400000	13717720000	3668840000	11218970000	14887810000	3300190000	12060270000	15360460000
GRAND TOTAL	6764232054	21099747575	27863979429	9238742100	24286551800	33525294300	9251529500	26145653600	35397182900

..NICNET..