

# ALL INDIA SURVEY ON HIGHER EDUCATION (2015-16)



सत्यमेव जयते

Government of India

**Ministry of Human Resource Development  
Department of Higher Education  
New Delhi**

**2016**

विनय शील ओबरॉय, भा.प्र.से.  
**VINAY SHEEL OBEROI, I.A.S**  
सचिव  
**SECRETARY**



भारत सरकार  
मानव संसाधन विकास मंत्रालय  
उच्चतर शिक्षा विभाग  
Government of India  
Ministry of Human Resource Development  
Department of Higher Education

### Foreword

The Sixth Report on All India Survey on Higher Education (AISHE) for the year 2015-16 will provide a wealth of data on the higher education sector. It will provide decision makers and stakeholders with an opportunity to make informed decisions and plans. The Report will bring about a better understanding of the present scenario in the Higher Education system in the country. It will also provide useful information upon which the Government would be able to plan future investments in the field.

I extend my heartfelt congratulations to the Institutions of Higher Education, the Regulatory Bodies and the State Governments for their enthusiastic participation in this Survey. I would also like to appreciate the work put in by the Statistics Division of the Ministry of Human Resource Development and National Informatics Centre in making the Survey a success.

  
(Vinay Sheel Oberoi)

## Preface

The Report of the All India Survey on Higher Education (AISHE) identifies and captures various facets of institutions of Higher Education in the country. The key idea behind this Survey and the resulting documents is to prepare a sound database on the largely diverse system of Higher Education in the country. There is an inbuilt mechanism in the Survey to compile and manage the data submitted directly online by the respondent institutions. The report brings out the official statistics on a large number of parameters based on data received from the Universities, Colleges and Stand Alone Institutions in Higher Education in the country.

The Survey is a step towards gathering relevant statistics that could facilitate Central and States Governments in devising future policies. AISHE 2015-16 being the 6<sup>th</sup> round of the annual survey since its beginning to collect the data for the year 2010-11, improvement both in terms of response and in the quality of data has been observed. During 2015-16, 754 Universities, 33903 Colleges and 7154 Stand Alone Institutions have uploaded the proforma on the web portal specially designed by the National Informatics Centre.

I extend my gratitude to Sh. R. Subramanyam, Additional Secretary, who guided the Statistic Division and constantly interacted with State level senior officers, which resulted into timely collection of data. I am indeed grateful to all the respondent Institutions, especially Universities that have played a key role in providing data as well as in facilitating data uploading from colleges, which are academically associated with them. I am also thankful to the Regulatory Authorities - University Grants Commission, All India Council of Technical Education, Medical Council of India, Indian Nursing Council, Indian Council of Agricultural Research etc. and the State Governments. Their active participation in the Survey, right from facilitating the preparatory work to sensitizing respondents to the collection of statistics, is appreciated. A work of this nature would not have been possible without the formidable technical support from the NIC, which has dedicated several teams of experts for looking after the technical aspects of the Survey.



(B.N.Tiwari)

Deputy Director General



## Key Results of the AISHE 2015-16

- Survey covers entire Higher Education Institutions in the country. Institutions are categorized in 3 broad Categories; University, College and Stand-Alone Institutions.
- There are **799 Universities, 39071 colleges and 11923 Stand Alone Institutions** listed on AISHE web portal and out of them 754 Universities, 33903 Colleges and 7154 Stand Alone Institutions have responded during the survey. 268 Universities are affiliating i.e. having Colleges.
- 277 Universities are privately managed. 307 Universities are located in rural area.
- 14 Universities are exclusively for women, 4 in Rajasthan, 2 in Tamil Nadu & 1 each in Andhra Pradesh, Assam, Delhi, Haryana, Karnataka, Maharashtra, Uttarkhand and West Bengal.
- In addition to 1 Central Open University, 13 State Open Universities and 1 State Private Open University, there are 118 Dual mode Universities, which offer education through distance mode also and the maximum (19) of them are located in Tamil Nadu.
- There are 459 General, 101 Technical, 64 Agriculture & Allied, 50 Medical, 20 Law, 11 Sanskrit and 7 Language Universities.
- The top 8 States in terms of highest number of colleges in India are Uttar Pradesh, Maharashtra, Karnataka, Rajasthan, Andhra Pradesh, Telangana, Tamil Nadu and Madhya Pradesh.
- Bangalore district tops in terms of number of colleges with 970 colleges followed by Jaipur with 616 colleges. Top 50 districts have about 34% of colleges.
- College density, i.e. the number of colleges per lakh eligible population (population in the age-group 18-23 years) varies from 7 in Bihar to 60 in Telangana as compared to All India average of 28.
- 60% Colleges are located in Rural Area. 11.1% Colleges are exclusively for Women.
- Only 1.7% Colleges run Ph.D. programme and 33% Colleges run Post Graduate Level programmes.
- There are 40% Colleges, which run only single programme, out of which 75% are privately managed. Among these, 30% colleges run B.Ed. Courses only.
- 78% Colleges are privately managed; 64% Private-unaided and 14% Private-aided. Andhra Pradesh & Telangana have more than 80% Private-unaided

colleges and Tamil Nadu has 76% Private-unaided Colleges, whereas, Bihar has 13% and Assam has only 10% Private-unaided colleges.

- 22% of the Colleges are having enrolment less than 100 and only 4.3% Colleges have enrolment more than 3000.
- **Total enrolment in higher education has been estimated to be 34.6 million with 18.6 million boys and 16 million girls. Girls constitute 46.2% of the total enrolment.**
- **Gross Enrolment Ratio (GER) in Higher education in India is 24.5%, which is calculated for 18-23 years of age group. GER for male population is 25.4% and for females, it is 23.5%. For Scheduled Castes, it is 19.9% and for Scheduled Tribes, it is 14.2% as compared to the national GER of 24.5%.**
- Distance enrolment constitutes about 11.05% of the total enrolment in higher education, of which 46.3% are female students.
- About 79.3% of the students are enrolled in Undergraduate level programme. 1,26,451 students are enrolled in Ph.D. that is less than 0.4% of the total student enrolment.
- Maximum numbers of Students are enrolled in B.A. programme followed by B.Sc. and B.Com. programmes. Only 10 Programmes out of approximately 180 cover 83% of the total students enrolled in higher education.
- At Undergraduate level the highest number (40%) of students is enrolled in Arts/Humanities/Social Sciences courses followed by Science (16%), Engineering and Technology (15.6%) and Commerce (14.1%)
- At Ph.D. level, maximum number of students is enrolled in Science stream followed by Engineering and Technology. On the other hand at Post Graduate level maximum students are enrolled in Social Science stream and Management comes at number two.
- Uttar Pradesh comes at number one with the highest student enrolment followed by Maharashtra and Tamil Nadu.
- Scheduled Casts students constitute 13.9% and Scheduled Tribes students 4.9% of the total enrolment. 33.75% students belong to Other Backward Classes. 4.7% students belong to Muslim Minority and 1.97% from other Minority Community.
- The total number of foreign students enrolled in higher education is 45,424.
- The foreign students come from 165 different countries from across the globe. The top 10 countries constitute 62% of the total foreign students enrolled.

- Highest share of foreign students come from the neighboring countries of which Nepal is 21% of the total, followed by, Afghanistan (10%), Bhutan (6%). Nigeria and Sudan constitutes (5%) each.
- There are more than 78% colleges running in Private sector; aided and unaided taken together, but it caters to only 67% of the total enrolment.
- The estimated total number of teachers is 15,18,813. Out of which more than half about 61% are male teachers and 39% are female teachers.
- At all-India level there are merely 64 female teachers per 100 male teachers.
- **Pupil Teacher Ratio (PTR) in Universities and Colleges is 21** if regular enrolment is considered.
- Among non-teaching staff, the share of Group-C is the highest with 39%, followed by Group-D with 29%. Group-A and Group-B comprise of 14% and 18% non-teaching posts respectively.
- The average number of females per 100 male non-teaching staff is 41.
- **24,171 students were awarded Ph.D. level degree** during 2015 with 14,887 males and 9,284 females.
- B.A. (22.42 Lakh) degree has been awarded to maximum number of students. B.Sc. (8.77 Lakh) is the second highest followed by B.Com. (8.59 Lakh).
- At Post Graduate level M.A. pass number of students is maximum followed by M.Sc. and M.B.A
- The highest number of students (22.4 lakh) has been graduated in Arts courses.
- At Ph.D. level, maximum numbers of students out-turn is in Science stream followed by Social Science. On the other hand at PG level maximum students out-turn is observed in Social Science and Management stream comes at number two.
- The share of Ph.D. student is highest in State Public University (33%) followed by Institute of National Importance (22%), Central University (14%) and Deemed University-Private (12%).
- Share of female students is lowest in Institution of National Importance followed by State Private Open Universities, Deemed University-Government.

# Contents

## MESSAGE

|          |     |
|----------|-----|
| Foreword | (i) |
|----------|-----|

|         |      |
|---------|------|
| Preface | (ii) |
|---------|------|

|                                  |       |
|----------------------------------|-------|
| Key Results of the AISHE 2015-16 | iii-v |
|----------------------------------|-------|

## CHAPTER I-INTRODUCTION

|     |   |   |
|-----|---|---|
| 1.1 | Steering Committee & Working Group                          | 1 |
| 1.2 | Identification of Institutions for Coverage                 | 1 |
| 1.3 | Reference Period for AISHE 2015-16                          | 2 |
| 1.4 | Formulation of Concepts & Definition and Instruction Manual | 2 |
| 1.5 | List of Higher Education Institutions                       | 2 |
| 1.6 | Partner Agencies  | 3 |
| 1.7 | Mode of Survey  | 3 |
| 1.8 | Duration of the Survey                                      | 4 |
| 1.9 | Institutions Uploaded Data under Survey                     | 4 |

## CHAPTER 2-ANALYSIS

|           |  |       |
|-----------|--|-------|
| 2.1       | NUMBER OF INSTITUTIONS                                       | 5-10  |
| 2.1.1     | University   | 5     |
| 2.1.2     | College  | 6     |
| 2.1.2(a)  | Management-wise number of Colleges                           | 9     |
| 2.1.2(b)  | Size of Colleges   | 9     |
| 2.1.3     | Stand Alone Institution                                      | 10    |
| 2.2       | STUDENT ENROLMENT  | 11    |
| 2.2.1     | Level-wise Enrolment   | 11    |
| 2.2.2     | Programme-wise Enrolment (Based on Actual Response)          | 12    |
| 2.2.3     | Discipline/Subject-wise Enrolment (Based on Actual Response) | 12-15 |
| 2.2.4     | Gender Distribution  | 16-17 |
| 2.2.5     | Social Category-wise Distribution                            | 17    |
| 2.2.6     | Representation of Minority Students                          | 17    |
| 2.2.7     | Representation of PWD Students                               | 18    |
| 2.2.8     | Representation of Foreign Students                           | 18-19 |
| 2.2.8 (a) | Programme-wise Foreign Students                              | 19-20 |
| 2.2.9     | Enrolment in Distance Mode                                   | 20-21 |
| 2.2.10    | Enrolment in Stand-Alone Institutions                        | 22-23 |
| 2.2.11    | Representation of Private Sector                             | 23    |
| 2.3       | GROSS ENROLMENT RATIO IN HIGHER EDUCATION (18-23 Years)      | 24    |
| 2.4       | TEACHING POSITION  | 25-27 |

|  |   |       |
|--|---|-------|
| 2.4.1                                    | Pupil Teacher Ratio                                 | 27    |
| 2.5                                      | NON-TEACHING STAFF                                  | 28-29 |
| 2.6                                      | OUT-TURN/EXAMINATION RESULT                         | 29    |
| 2.6.1                                    | Level-wise Out-Turn (Based on Actual Response)      | 29    |
| 2.6.2                                    | Programme-wise Out-Turn (Based on Actual Response)  | 30    |
| 2.6.3                                    | Discipline-wise Out-Turn (Based on Actual Response) | 30-31 |
| 2.7                                      | ENROLMENT IN DIFFERENT TYPES OF UNIVERSITIES        | 31-32 |
| 2.8                                      | INFRASTRUCTURES FOR INSTITUTION                     | 32-33 |
| 2.9                                      | ENROLMENT IN PROFESSIONAL COURSES                   | 33-34 |
| <b>CHAPTER 3- ESTIMATION METHODOLOGY</b> |   | 35-37 |

### List of Figures

|                  |   |    |
|------------------|---|----|
| <b>Figure 1</b>  | Distribution of Responding Universities as per Specialisation   | 6  |
| <b>Figure 2</b>  | Number of Colleges and Eligible Population (18-23 years) in Top 10 States (Bubble size indicating the number of Colleges) | 8  |
| <b>Figure 3</b>  | Management-wise distribution of Colleges  | 9  |
| <b>Figure 4</b>  | Number of Colleges in Different Range of Enrolment  | 9  |
| <b>Figure 5</b>  | Share of Private sector in different type of Stand Alone Institutions   | 10 |
| <b>Figure 6</b>  | Student Enrolment by Levels   | 11 |
| <b>Figure 7</b>  | Stream-wise Distribution of Under Graduate Enrolment  | 13 |
| <b>Figure 8</b>  | Gender Distribution at Different Levels   | 16 |
| <b>Figure 9</b>  | Top 6 States as per Enrolment & Representation of Male:Female   | 17 |
| <b>Figure 10</b> | Social Categories and Gender Distribution in Student Enrolment  | 17 |
| <b>Figure 11</b> | Foreign Students' Distribution in Top 10 Countries  | 18 |
| <b>Figure 12</b> | Foreign Students Enrolment across Levels  | 19 |
| <b>Figure 13</b> | Gender-wise & Level-wise Foreign Students Enrolment   | 19 |
| <b>Figure 14</b> | Females per 100 Males   | 21 |
| <b>Figure 15</b> | Level-wise Enrolment  | 21 |
| <b>Figure 16</b> | Share of Regular & Distance Enrolment   | 21 |
| <b>Figure 17</b> | Female Participation in Different Type of Stand-Alone Institutions  | 22 |
| <b>Figure 18</b> | % Enrolment in Private & Government College   | 23 |
| <b>Figure 19</b> | Distribution of GER among Social Category and Gender  | 24 |
| <b>Figure 20</b> | Social Category-wise Distribution of Teaching Staff   | 25 |
| <b>Figure 21</b> | Teachers: SC, ST, OBC, Muslims: Top 10 States   | 25 |
| <b>Figure 22</b> | Teachers: Female per 100 Males by Social and Religious Categories   | 26 |
| <b>Figure 23</b> | Teachers: Post-wise Distribution  | 26 |
| <b>Figure 24</b> | Female per 100 Male Teacher by position   | 26 |
| <b>Figure 25</b> | Female per 100 Male Teachers in different types of Institutions   | 27 |
| <b>Figure 26</b> | Female per 100 Male Teachers in Stand Alone Institutions  | 27 |



|  |   |      |
|--|---|------|
| <b>Figure 27</b>                         | Distribution of Non-Teaching Staff according to Levels  | 28   |
| <b>Figure 28</b>                         | Level wise Gender Distribution of Non-Teaching Staff  | 28   |
| <b>Figure 29</b>                         | Category-wise Distribution of Non-Teaching Staff  | 29   |
| <b>Figure 30</b>                         | Female per 100 Male among Non-Teaching Staff in various categories  | 29   |
| <b>Figure 31</b>                         | Level-wise Out Turn   | 29   |
| <b>Figure 32</b>                         | Discipline-wise Out Turn at Under Graduate Level  | 30   |
| <b>Figure 33</b>                         | Discipline-wise Out Turn at Post Graduate Level   | 30   |
| <b>Figure 34</b>                         | Discipline-wise Out Turn at Ph.D. Level   | 31   |
| <b>Figure 35</b>                         | Level-wise Enrolment in different Type of University  | 31   |
| <b>Figure 36</b>                         | Gender Distribution in different Type of University   | 32   |
| <b>Enrolment in Professional Courses</b> |   |      |
| <b>Figure A</b>                          | Distribution of Enrolment at UG level   | 33   |
| <b>Figure B</b>                          | Distribution of Enrolment at PG level   | 33   |
| <b>Figure C</b>                          | Percentage of Female Enrolment  | 34   |
| <b>List of Tables</b>                    |   |      |
| <b>Table 1</b>                           | State & Type-wise Number of Universities  | T-1  |
| <b>Table 2</b>                           | State & Specialization-Wise Number of Universities (based on actual response)                               | T-2  |
| <b>Table 3</b>                           | State-wise Distribution of Districts in Different Ranges of number of Colleges                              | T-4  |
| <b>Table 4</b>                           | Number of College per Lakh Population (18-23 YEARS), Average Enrolment per College                          | T-5  |
| <b>Table 4(a)</b>                        | Specialization-wise number of Colleges (based on actual response)   | T-6  |
| <b>Table 5</b>                           | Number of Private and Government Colleges (based on actual response)  | T-9  |
| <b>Table 5(a)</b>                        | Enrolment in Private and Government Colleges (based on actual response)                                     | T-10 |
| <b>Table 5(b)</b>                        | Number of Colleges Established in 2015-16 and their Enrolment (based on actual response)                    | T-11 |
| <b>Table 6</b>                           | State-wise Enrolment at various levels  | T-12 |
| <b>Table 6(a)</b>                        | State-wise Enrolment through Regular Mode at various levels   | T-15 |
| <b>Table 7</b>                           | Enrolment in Universities teaching departments and its Constituent Units/Off-campus Centres                 | T-18 |
| <b>Table 8</b>                           | Number of Colleges and Enrolment in responding Colleges at various levels                                   | T-21 |
| <b>Table 9</b>                           | Number and Enrolment in different types of Stand Alone Institutions   | T-24 |
| <b>Table 10</b>                          | Estimated Enrolment in Colleges   | T-27 |
| <b>Table 11</b>                          | Programme-wise Enrolment (based on actual response)   | T-28 |
| <b>Table 11(a)</b>                       | Programme-wise Enrolment-Distance Mode (based on actual response)   | T-40 |
| <b>Table 12</b>                          | Enrolment at Under Graduate Level in Major Disciplines/ Subjects (based on actual response)                 | T-44 |
| <b>Table 13</b>                          | Enrolment at Ph.D., M.Phil. & Post Graduate Level in Major Disciplines/ Subjects (based on actual response) | T-46 |

|                    |   |      |
|--------------------|---|------|
| <b>Table 14</b>    | Estimated State-wise Enrolment in various social categories   | T-49 |
| <b>Table 15</b>    | State-wise Enrolment in PWD and Minority Community  | T-50 |
| <b>Table 16</b>    | Country-wise & Level-wise Foreign Students<br>(based on actual response)  | T-51 |
| <b>Table 17</b>    | State-wise & Level-wise Foreign Student<br>(based on actual response)   | T-60 |
| <b>Table 18</b>    | Foreign Students in Different Programmes<br>(based on actual response)  | T-63 |
| <b>Table 19</b>    | Gross Enrolment Ratio in Higher Education (18-23 Years)   | T-67 |
| <b>Table 20</b>    | Gender Parity Index in Higher Education (18-23 Years)   | T-68 |
| <b>Table 21(a)</b> | State-wise Number of Teachers among various social categories   | T-69 |
| <b>Table 21(b)</b> | State-wise Number of Teachers among Minority & PWD  | T-70 |
| <b>Table 22</b>    | State & Post-Wise Number of Male & Female Teacher   | T-71 |
| <b>Table 22(a)</b> | Post-Wise Number of Teachers in Universities & its Colleges   | T-74 |
| <b>Table 22(b)</b> | Number of Teachers in Universities teaching departments and its Constituent Unit/Off-campus Centres   | T-77 |
| <b>Table 23</b>    | State & Post-Wise Number of Male & Female Non-Teaching staff (based on actual response)   | T-79 |
| <b>Table 24(a)</b> | State-wise Number of Non-Teaching staff among various social categories (based on actual response)  | T-81 |
| <b>Table 24(b)</b> | State-wise Number of Non-Teaching staff among Minority & PWD (based on actual response)   | T-82 |
| <b>Table 25</b>    | Pupil Teacher Ratio in Higher Education   | T-83 |
| <b>Table 26</b>    | Level-wise Enrolment in various types of Universities<br>(a) Teaching departments and its Constituent Unit/Off-campus Centres<br>(b) Affiliated and Constituent Colleges                                  | T-84 |
| <b>Table 27</b>    | Category-wise Enrolment in various types of Universities<br>(a) Teaching departments and its Constituent Unit/Off-campus Centres<br>(b) Affiliated and Constituent Colleges                               | T-87 |
| <b>Table 28</b>    | PWD and Minority Enrolment in various types of Universities (based on actual response)<br>(a) Teaching departments and its Constituent Unit/Off-campus Centres<br>(b) Affiliated and Constituent Colleges | T-88 |
| <b>Table 29</b>    | Post-Wise Number of Teachers in various types of Universities<br>(a) Teaching departments and its Constituent Unit/Off-campus Centres<br>(b) Affiliated and Constituent Colleges                          | T-89 |
| <b>Table 30</b>    | Category-wise Number of Teachers in various types of Universities<br>(a) Teaching departments and its Constituent Unit/Off-campus Centres<br>(b) Affiliated and Constituent Colleges                      | T-91 |
| <b>Table 31</b>    | State-wise Number of Hostels, Intake and Student Residing   | T-93 |

|                 |  |       |
|-----------------|--|-------|
| <b>Table 32</b> | Number of Hostels, Intake and Student Residing in various types of Universities<br>(a) Teaching departments and its Constituent Unit/Off-campus Centres<br>(b) Affiliated and Constituent Colleges | T-94  |
| <b>Table 33</b> | State-wise Out-turn/Pass-out at various levels (based on actual response)  | T-95  |
| <b>Table 34</b> | Programme-wise Out-turn/Pass-out(based on actual response)   | T-98  |
| <b>Table 35</b> | Out-turn/Pass-out at Under Graduate Level in Major Disciplines/ Subjects (based on actual response)  | T-103 |
| <b>Table 36</b> | Out-turn/Pass-out at Ph.D., M.Phil.& Post Graduate Level in Major Disciplines/ Subjects (based on actual response)   | T-105 |
| <b>Table 37</b> | Number of different types of Institutions attached with University   | T-108 |
| <b>Table 38</b> | Population (18-23 Years)-2015-16   | T-111 |
| <b>Table 39</b> | Enrolment by Type in University teaching departments and its Constituent Units/Off-Campus Centres  | T-112 |

### **List of Boxes**

|       |  |    |
|-------|--|----|
| Box 1 | State-wise Dual Mode Universities (No. in each State)    | 5  |
| Box 2 | State-wise details of Non-responding Universities        | 6  |
| Box 3 | Number of Universities as per range of Colleges          | 7  |
| Box 4 | Category-wise Distribution of PWD students               | 18 |
| Box 5 | Level-wise Distribution of Distance Enrolment            | 22 |
| Box 6 | Level-wise enrolment in Regular and Distance Mode        | 21 |
| Box 7 | Percentage of Institutions having various Infrastructure | 32 |

### **List of Annexures**

|            |  |      |
|------------|--|------|
| Annexure-1 | Constitution of Steering Committee for Higher Education Statistics & Public Information System | A-1  |
| Annexure-2 | CONCEPTS AND DEFINITIONS   | A-4  |
| Annexure-3 | List of Officers Involved in All India Survey on Higher Education 2014-15                      | A-14 |
| Annexure-4 | University Nodal Officers Involved in Coordinating with Colleges                               | A-16 |
| Annexure-5 | State-wise List of Non-Response Universities   | A-23 |
| Annexure-6 | Estimation Formula   | A-24 |

## Time Series Data

### CHAPTER 4 - TIME SERIES DATA ANALYSIS

38-50

|     |   |    |
|-----|---|----|
| 4.1 | Growth in Number of Higher Educational Institutions | 38 |
| 4.2 | Growth in Student Enrolment                         | 40 |
| 4.3 | Trend in Gross Enrolment Ratio                      | 44 |
| 4.4 | Trend in Gender Parity Index                        | 45 |
| 4.5 | Trend in Pupil Teacher Ratio                        | 45 |
| 4.6 | Growth in Number of Teachers                        | 46 |
| 4.7 | Trend in programme-wise enrolment at various levels | 47 |

#### List of Figures

|           |   |    |
|-----------|---|----|
| Figure 37 | Number of Universities  | 38 |
| Figure 38 | Number of College   | 38 |
| Figure 39 | Number of Universities by type  | 38 |
| Figure 40 | Number of Universities in major states  | 39 |
| Figure 41 | College Density in Major States   | 40 |
| Figure 42 | Average Enrolment per College in Major States   | 40 |
| Figure 43 | Student Enrolment   | 40 |
| Figure 44 | Gender-wise Enrolment   | 41 |
| Figure 45 | Distribution of enrolment among various categories                                      | 41 |
| Figure 46 | % Enrolment of Muslim and Other Minority Communities                                    | 42 |
| Figure 47 | Enrolment in University & its Constituent Units   | 42 |
| Figure 48 | Female per 100 Male Students in University & its Constituent Units                      | 43 |
| Figure 49 | Enrolment in University & its Constituent Units at Ph.D., M.Phil. and Integrated Levels | 43 |
| Figure 50 | Enrolment in University & its Constituent Units   | 43 |
| Figure 51 | Category-wise GER   | 44 |
| Figure 52 | Gross Enrolment Ratio   | 44 |
| Figure 53 | Gross Enrolment Ratio in major States   | 44 |
| Figure 54 | Category-wise GPI   | 45 |
| Figure 55 | Post-wise number of Teachers  | 46 |
| Figure 56 | Post-wise number of Female Teachers per 100 Male Teachers                               | 46 |
| Figure 57 | Enrolment in important programmes at PG Level in Regular mode                           | 47 |
| Figure 58 | Female per 100 Male Students in important programmes at PG Level in Regular mode        | 50 |

## List of Tables

|                 |  |       |
|-----------------|--|-------|
| <b>Table 40</b> | Number of Universities during last 6 years                           | T-115 |
| <b>Table 41</b> | Number of Universities by Type during last 6 year                    | T-116 |
| <b>Table 42</b> | Various College Indicators during last 6 years                       | T-121 |
| <b>Table 43</b> | Student Enrolment at various levels during last 6 years              | T-124 |
| <b>Table 44</b> | Enrolment at various levels through Regular mode during last 6 years | T-139 |
| <b>Table 45</b> | Category-wise Enrolment during last 5 years                          | T-154 |
| <b>Table 46</b> | Enrolment in Minority Community & PWD during last 4 years            | T-162 |
| <b>Table 47</b> | Gross Enrolment Ratio during last 6 years                            | T-166 |
| <b>Table 48</b> | Gender Parity Index during last 6 years                              | T-171 |
| <b>Table 49</b> | Pupil Teacher Ratio during last 5 years                              | T-172 |
| <b>Table 50</b> | Enrolment by University Type at various levels during last 5 years   | T-177 |
| <b>Table 51</b> | Post-wise Number of Teachers during last 5 years                     | T-183 |
| <b>Table 52</b> | Population in the age group 18-23 years since 2011                   | T-191 |



## CHAPTER I – INTRODUCTION

All India Survey on Higher Education (AISHE) was initiated in 2011 during which data for the year 2010-11 was collected. The survey was utmost necessary as none of the source of data on Higher education was giving complete picture of higher education in the country. For the first time all the major Stakeholders in Higher Education such as University Grants Commissions, All India Council for Technical Education, Medical Council of India as well as State Governments participated in the data collection exercise. The entire survey was conducted through electronic mode and a dedicated portal <http://aishe.gov.in> was developed for the purpose, thus making the exercise completely paperless. The survey intended to cover all the Institutions in the country engaged in imparting the higher education. Data is being collected on several parameters such as teachers, student enrolment, programmes, examination results, education finance, infrastructure etc. Indicators of educational development such as Institution Density, Gross Enrolment Ratio, Pupil Teacher Ratio, Gender Parity Index etc. are calculated from the data collected through AISHE. These are useful in making informed policy decisions and research for development of education sector. The survey is being conducted on annual basis.

**1.1 Steering Committee and Working Group:** The XII Plan categorically highlighted the need for a strong current and comprehensive data for evidence-based policy making and effective planning. The Plan document also took note of the All India Survey on Higher Education initiated by the Ministry of Human Resource Development and indicated that it can provide useful insights and can be the first step towards creating a comprehensive higher education data management system. Keeping this in view, a new plan scheme Higher Education Statistics and Public Information System (HESPIS) has been approved in XII Five Year Plan. With a view to ensure coordinated approach to all these efforts, particularly data collection efforts and benefit from synergy in such efforts, a Steering Committee for Higher Education Statistics and Public Information System has also been constituted under the chairmanship of Secretary (Higher Education), MHRD and different stake-holders as members. The notification on constitution of the **Steering Committee** and its Terms of Reference is given at Annexure-1.

**1.2 Identification of Institutions for Coverage**–The Institutions have been classified in following 3 broad categories

- **University and University Level Institutions** i.e. the Institutions which are empowered to award degree under some Act of Parliament or State Legislature.

- **Colleges/Institutions** which are not empowered to provide degree in its own name and therefore are affiliated/recognised with Universities.
- **Stand-alone Institutions** (not affiliated with Universities) which are not empowered to provide degree and therefore run Diploma Level Programmes. During the survey, 5 types of such Institutions have been covered. These are,
  1. Technical such as Polytechnics
  2. Post Graduate Diploma in Management recognized by AICTE
  3. Teacher Training such as District Institute of Education and Training recognized by National Council for Teacher Education
  4. Nursing Institutes recognized by Indian Nursing Council, and
  5. Institutes directly under the control of various Central Ministries.

**1.3 Reference Period for AISHE 2015-16.** Reference date for filling up the Data Capture Formats was 30<sup>th</sup> September 2015. The number of institutions, teachers and students has been recorded on the basis of their actual number as on 30<sup>th</sup> September 2015. Information in respect of Examination Result has been collected for the students passed out/awarded degree on or before 30<sup>th</sup> September, 2015 for the previous academic year. Financial Information has been recorded for the previous financial year i.e. 1<sup>st</sup> April, 2014 to 31<sup>st</sup> March, 2015.

**1.4 Formulation of Concepts and Definition and Instruction Manual:** All the terms generally used in higher education such as University, college, programmes, discipline, faculty, department have been clearly defined in the instruction manual, which also includes item-wise instructions to fill the forms. Concepts and Definitions used in the survey are given at Annexure 2.

**1.5 List of Higher Education Institutions:** Earlier lists of all the Universities and Stand-alone Institutions have been prepared by adopting the following method:

- Consulting the websites of the State Government Departments, Ministries and Institutions.
- Consulting all the Central Ministries, Councils and State Governments for providing the list of Institutions under their control.

Different colleges are regulated with different regulatory bodies. There are some colleges whose programmes are recognised by more than one regulatory body. To avoid duplication or omission, University was identified as best source to prepare the list of colleges.

In addition, the following mechanism was also adopted to update the list of institutions for 2014-15.

- List of Universities through State Governments, Central Ministries, UGC and self-disclosure by the Universities, which is to be verified by the Act of the University.
- List of Colleges through Universities
- List of Stand Alone Institutions through respective Councils, State Governments and Central Ministries

An online module has been developed to update the list of institutions. Apart from addition and deletion, module has been developed to affiliate and de-affiliate colleges which maintain the identity of the college even after shifting from one University to other. A provision has also been made for those colleges which are upgraded to University so that there is always a backward linkage.

**1.6 Partner Agencies** – Statistics Division of MHRD is primarily responsible for formulation and design of the survey, which includes preparation of DCF, providing training to nodal officers in workshops, engagement with National Informatics Centre (NIC) in software development etc. The software support was provided by NIC. Several regulatory authorities such as UGC, AICTE, MCI, etc. also took part by instructing their institutions for providing information in the survey.

Nodal officers in each State are expected to coordinate the survey work. Most of the States have nominated Higher/ Technical Education department as Nodal department/ agency for coordinating the Survey. However, Chandigarh, Jharkhand, Kerala, Odisha, and Puducherry have engaged agencies/ Department other than Higher/ Technical Education Department. Along with State nodal officers, 3 more nodal officers, one each from Directorate of Technical Education (for Polytechnics), SCERT (for DIETs and Teacher Training diploma level institutions) and State Nursing Council have also been designated to co-ordinate with Standalone Institutions. The names of these State Nodal officers and University Nodal Officers (Affiliating) are shown at Annexure-3 and Annexure-4 respectively.

**1.7 Mode of Survey** - A dedicated portal (<http://aishe.gov.in>) has been developed with the help of National Informatics Centre (NIC) for collection and compilation of the

data. All the Institutions need to register on the portal for accessing the portal and uploading its data. The registrations of the Institutions are approved by appropriate level of officers at State/ Central Level and in case of colleges, by University nodal Officers. The e-version of DCF has been prepared in such a manner that it expands according to the structure/size (Number of Faculties/ Departments, Programmes, etc.) of the Institution. The Data Capture Format is downloaded from the portal, filled off-line and then filled-in DCF is uploaded, which has made it completely paper-less. DCF has been designed in such a manner that no manual aggregation is required at any level. No investigator is sent to the Institution to collect the data. In fact the nodal officers appointed by the Institutions themselves are the Investigator and they are responsible for filling up the DCF and uploading it on the portal. This eliminates the duplication of effort in data entry once form is uploaded by the Institution. Once data is uploaded by the Institutions, data compilation is done automatically in pre-designed formats. Filled-in DCFs are available on the portal, which can be seen by the Institutions and higher level authorities and can be modified, if required, till survey is open.

**1.8 Duration of the Survey AISHE 2015-2016:** The survey started in the month of December 2015, and continued till June 2016. One of its special features is that data, such as basic details, name of faculties/departments and list of programmes can be pre-filled in future survey DCF from the previously filled-in DCF with an option to edit pre-filled data.

**1.9 Institutions Uploaded Data under Survey:** In AISHE 2015-16, 754 Universities, 33903 Colleges and 7154 Stand Alone Institution have uploaded the form on the portal. However, in addition to the actual response received during AISHE 2015-16, data has been pooled from the AISHE 2014-15 and 2013-14 for the institutions which existed in 2015-16 but could not upload the data. So by pooling the results are actually based on response from a larger number of institutions than the actual response of 2015-16 survey which can be seen from the following Table.

|  | University     | Colleges         | Standalone      |
|--|----------------|------------------|-----------------|
| Listed for AISHE 2015-16   | 799            | 39071            | 11923           |
| Response in AISHE 2015-16  | 754<br>(94.4%) | 33903<br>(86.8%) | 7154<br>(60%)   |
| Total number of Institutions after pooling data from AISHE 2013-14 and AISHE 2014-15 | 774<br>(96.9%) | 35667<br>(91.3%) | 7915<br>(66.4%) |

*List of Universities, which did not upload the data during 2014-15 is also shown at Annexure 5.*

## CHAPTER 2 – ANALYSIS

### 2.1 NUMBER OF INSTITUTIONS

#### 2.1.1 University

During 2015-16, 799 Universities listed on AISHE portal were expected to upload the data. The state-wise number of universities with types is shown in Table 1. The type-wise details of the 799 Universities are given below. Out of them 754 Universities uploaded the data during 2015-16 and to arrive at better educational indicators, 20 Universities which had uploaded the data either during 2013-14 or 2014-15 but not during 2015-16, has been pooled. The names of Universities, which could not upload the data during 2015-16, are listed in Annexure 5.

#### Response of Universities during 2015-16

| Type of university                      | Number of Universities | Number of Response* |
|---|------------------------|---------------------|
| Central Open University                 | 1                      | 1                   |
| Central University                      | 43                     | 41                  |
| Deemed University- Government           | 32                     | 32                  |
| Institution Under State Legislature Act | 5                      | 4                   |
| Institution of National Importance      | 75                     | 74                  |
| Deemed University- Private              | 79                     | 79                  |
| State Private University                | 197                    | 182                 |
| State Open University                   | 13                     | 13                  |
| State Public University                 | 329                    | 326                 |
| State Private Open University           | 1                      | 1                   |
| Deemed University- Government Aided     | 11                     | 11                  |
| Others                                  | 13                     | 10                  |
| <b>Grand Total</b>                      | <b>799</b>             | <b>774</b>          |

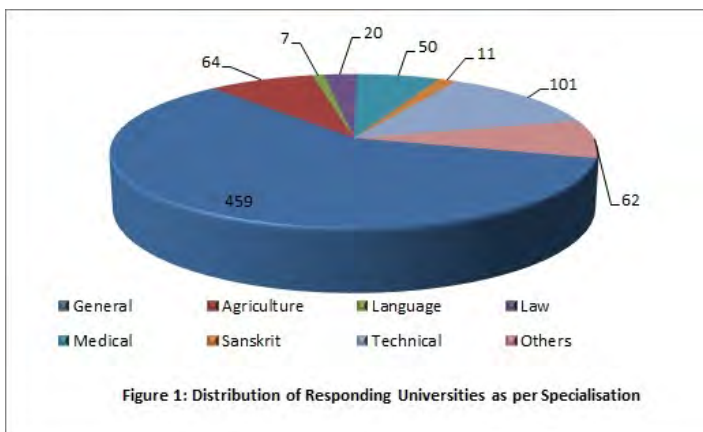
\*Including 20 universities which have uploaded data for AISHE 2014-15 or 2013-14.

Among 799 Universities, 277 Universities are privately managed and 307 Universities are located in rural area. 14 Universities are exclusively for women with 4 in Rajasthan, 2 in Tamil Nadu, 1 each in Andhra Pradesh, Assam, Delhi, Haryana, Karnataka, Maharashtra, Uttrakhand and West Bengal. There are 268 Affiliating Universities.

| <b>Box 1: State-wise Dual Mode Universities<br/>(No. in each State)</b>                              |    |
|--|----|
| Tamil Nadu   | 19 |
| Andhra Pradesh   | 9  |
| Rajasthan, Telangana   | 8  |
| Madhya Pradesh, Uttar Pradesh  | 7  |
| Karnataka, Maharashtra and West Bengal   | 6  |
| Delhi  | 5  |
| Assam, Bihar, Haryana, Kerala  | 4  |
| Punjab, Uttrakhand   | 3  |
| Arunachal Pradesh, Jammu and Kashmir, Odisha   | 2  |
| Chhatisgarh, Chandigarh, Gujarat, Himachal Pradesh, Meghalaya, Nagaland, Puducherry, Sikkim, Tripura | 1  |



In addition to 1 Central Open University, 13 State Open Universities and 1 State Private Open University, there are 118 Dual mode Universities, which offer education through distance mode also. Out of 118 Dual mode Universities, 19 are located in Tamil Nadu. In Jharkhand, neither there is any Open University nor any Dual Mode University. The state-wise details are given in the Box 1.



The distribution among different specializations is shown in the Figure 1. State-wise distribution of Universities as per specialization is shown in Table-2.

Except 45 universities located in 15 States/ Union Territories (Box 2) viz., Arunachal Pradesh, Assam, Delhi, Haryana, Jammu and Kashmir, Karnataka, Madhya Pradesh, Manipur, Meghalaya, Punjab, Rajasthan, Sikkim, Tamil Nadu, Telangana and Uttar Pradesh all Universities in other states have uploaded the data during AISHE 2015-16. In 4 Union Territories namely Andaman and Nicobar Islands, Dadra and Nagar Haveli, Daman and Diu and Lakshadweep, there are no Universities.

**Box 2: State-wise details of Non-responding Universities in 2015-16**

|                          |           |
|--------------------------|-----------|
| <b>Arunachal Pradesh</b> | <b>3</b>  |
| <b>Assam</b>             | <b>2</b>  |
| <b>Delhi</b>             | <b>2</b>  |
| <b>Haryana</b>           | <b>5</b>  |
| <b>Jammu and Kashmir</b> | <b>1</b>  |
| <b>Karnataka</b>         | <b>2</b>  |
| <b>Madhya Pradesh</b>    | <b>1</b>  |
| <b>Manipur</b>           | <b>1</b>  |
| <b>Meghalaya</b>         | <b>4</b>  |
| <b>Punjab</b>            | <b>1</b>  |
| <b>Rajasthan</b>         | <b>14</b> |
| <b>Sikkim</b>            | <b>1</b>  |
| <b>Tamil Nadu</b>        | <b>1</b>  |
| <b>Telangana</b>         | <b>3</b>  |
| <b>Uttar Pradesh</b>     | <b>4</b>  |
| <b>All India</b>         | <b>45</b> |

### 2.1.2 College

Only affiliated and constituent institutions of Central and State Universities have been counted as colleges. Constituent units of deemed/private universities, Off-campus centers and Recognized centers have not been counted as Colleges. There are 268 affiliating Universities and they have 39071 colleges. There are 17 Universities, which have 500 or more colleges. The number of Universities among different ranges of colleges is shown in the Box 3. Chatrapati Sahuji Maharaj Kanpur University, Kanpur has the maximum number of colleges (1177).

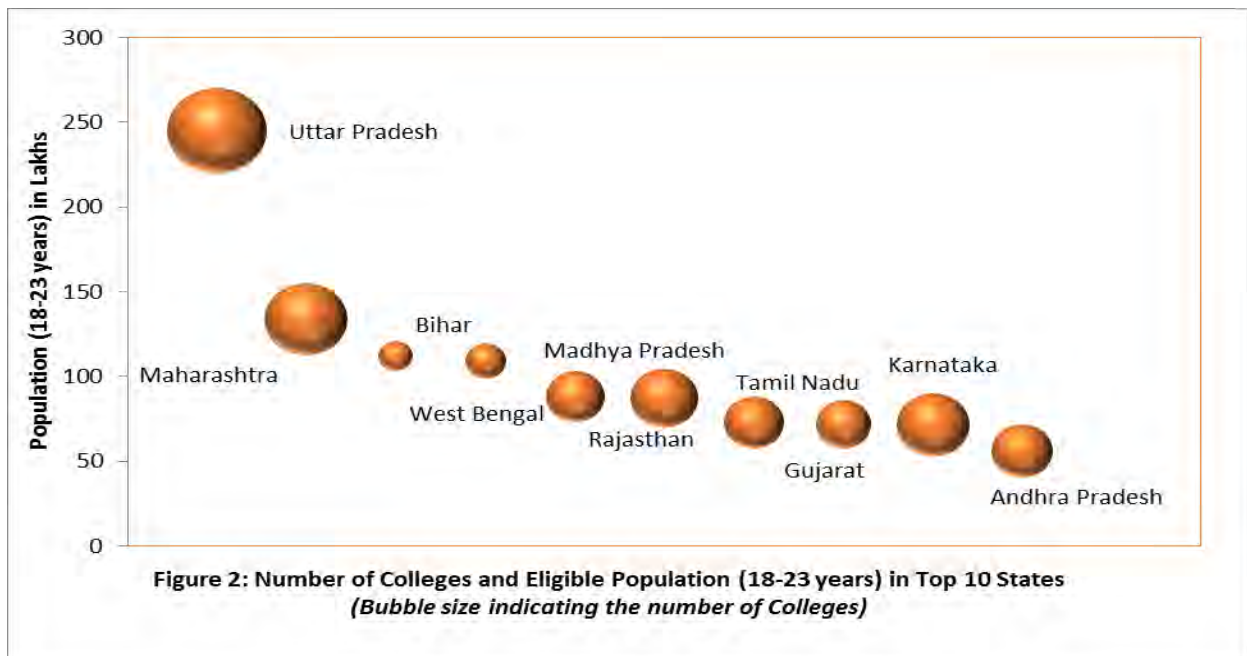
Evidently, there are wide variations in number of colleges per district. The top 10 districts and number of colleges in those districts are shown below. In these 10 districts almost 12% of colleges are located. The top 50 districts have about 34% of colleges. Distribution of districts according to number of Colleges in a range is shown below. State-wise distribution of districts in accordance with number of colleges in a range is given at Table-3.

**Box 3: Number of Universities as per range of Colleges**

| Range Number of Colleges | Number of University | Cumulative number of University |
|--------------------------|----------------------|---------------------------------|
| 0-100                    | 151                  | 151                             |
| 100-200                  | 51                   | 202                             |
| 200-300                  | 25                   | 227                             |
| 300-400                  | 16                   | 243                             |
| 400-500                  | 8                    | 251                             |
| 500-1000                 | 16                   | 267                             |
| >1000                    | 1                    | 268                             |

| District Name | Number of Colleges |
|---------------|--------------------|
| Bangalore     | 970                |
| Jaipur        | 616                |
| Hyderabad     | 499                |
| Nagpur        | 445                |
| Rangareddy    | 438                |
| Pune          | 427                |
| Mumbai        | 334                |
| Allahabad     | 310                |
| Nalgonda      | 300                |
| Guntur        | 296                |

| Number of College | Number of districts |
|-------------------|---------------------|
| Less than10       | 140                 |
| 10-19             | 90                  |
| 20- 49            | 174                 |
| 50-99             | 128                 |
| 100-199           | 90                  |
| 200-299           | 25                  |
| 300-399           | 3                   |
| 400-499           | 4                   |
| 500-999           | 2                   |



**College density**, i.e. the number of colleges per lakh eligible population (population in the age-group 18-23 years) varies from 7 in Bihar to 60 in Telangana as compared to All India average of 28. The top 8 states in terms of highest number of Colleges in India are

**60% Colleges are located in Rural Area**

**11.1% Colleges are exclusively for Girls**

Uttar Pradesh, Maharashtra, Karnataka, Rajasthan, Andhra Pradesh, Telangana, Tamil Nadu and Madhya Pradesh which have more than 25 Colleges per lakh population. In Uttar Pradesh, there are 6491 Colleges and for every one lakh population there are 26 Colleges. Similarly Maharashtra comes second with 4569 Colleges and 34 Colleges per lakh population. Karnataka comes at third position with 3555 Colleges and 50 Colleges per lakh population whereas Rajasthan is at fourth position with 3050

Colleges and 35 Colleges per lakh population. Andhra Pradesh comes at fifth position with 2532 Colleges and has College density of 45. Telangana comes at sixth position with 2454 Colleges and 60 Colleges per lakh population whereas Tamil Nadu is at seventh position with 2368 Colleges and 32 Colleges per lakh population. Madhya Pradesh has 2260 Colleges and 26 Colleges for every one lakh population. State-wise number of colleges and the density are shown in Table 4.

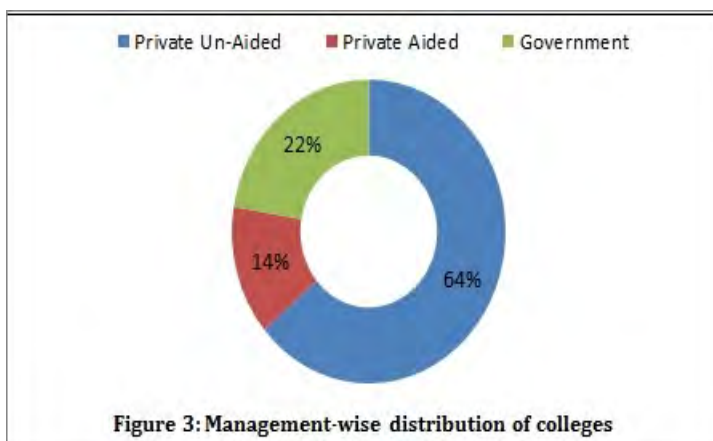
**There are 40% Colleges, which run only single programme, out of which 75% are privately managed. Among these, 30% colleges run B.Ed Courses only.**

Most of the Colleges run only Under Graduate level programmes. Only 1.7% of Colleges run Ph.D. level programmes and 33% of colleges run Post Graduate Level programmes.

### 2.1.2(a) Management-wise number of Colleges

Majority of the Colleges (78%), are privately managed; 64% are Private unaided and 14% are Private aided. State wise, Management wise distribution of Colleges is shown in Table 5. There are wide variations among states in number of private colleges.

Among the major states, Andhra Pradesh and Telangana have more than 80% Private-unaided colleges, followed by Tamil Nadu 76%. Bihar has 13% Private-unaided colleges and Assam has only 10%.



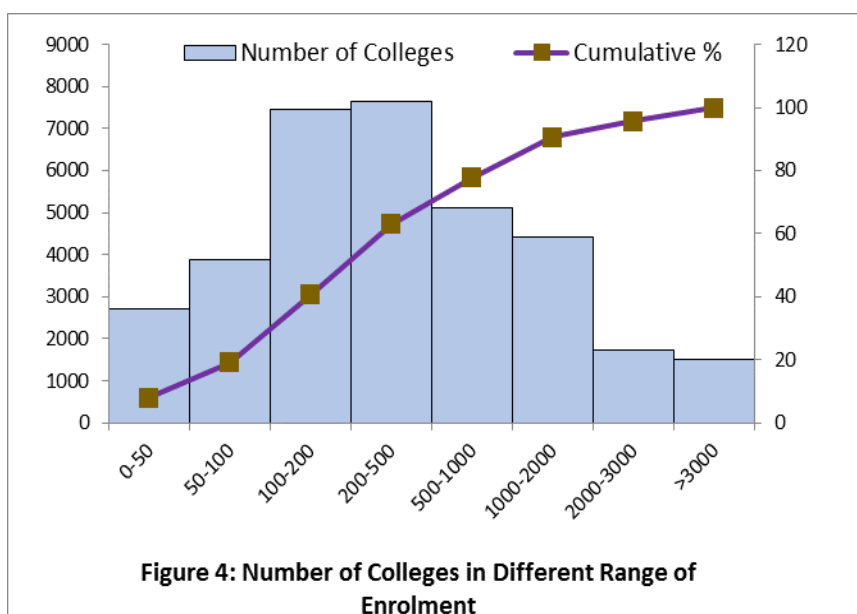
### 2.1.2(b) Size of Colleges

Majority of colleges are smaller in terms of enrolment. 22% of the Colleges are having enrolment less than 100 and 40.7% of the colleges have student strength 100 to 500 which means 62.7% of the colleges enroll less than 500 students. Only 4.3% Colleges have enrolment more than 3000.

#### Cumulative Number Colleges in Different Range of Enrolment

(Including colleges pooled)

| College Enrolment | Number of Colleges | Cumulative % |
|-------------------|--------------------|--------------|
| 0-50              | 3643               | 10.2         |
| 50-100            | 4197               | 22.0         |
| 100-200           | 6407               | 33.9         |
| 200-500           | 8120               | 62.7         |
| 500-1000          | 5523               | 78.2         |
| 1000-2000         | 4554               | 91.0         |
| 2000-3000         | 1694               | 95.7         |
| >3000             | 1529               | 100.0        |



### 2. 1.3 Stand Alone Institutions

Stand Alone Institutions are categorised into 5 categories as described below:

**Type I-** Diploma Level Technical Institutes such as Polytechnics, which are generally recognised by All India Council for Technical Education (AICTE) and administered by State Directorate of Technical Education.

**Type II-** Diploma Level Teacher Training Institutes including District Institute of Education and Training (DIETs) recognised by National Council for Teacher Education (NCTE) and generally administered by State Council for Education Research and Training (SCERT).

**Type III-** Diploma Level Nursing Institutes recognised by Indian Nursing Council (INC) and generally administered by State Nursing Council/Boards.

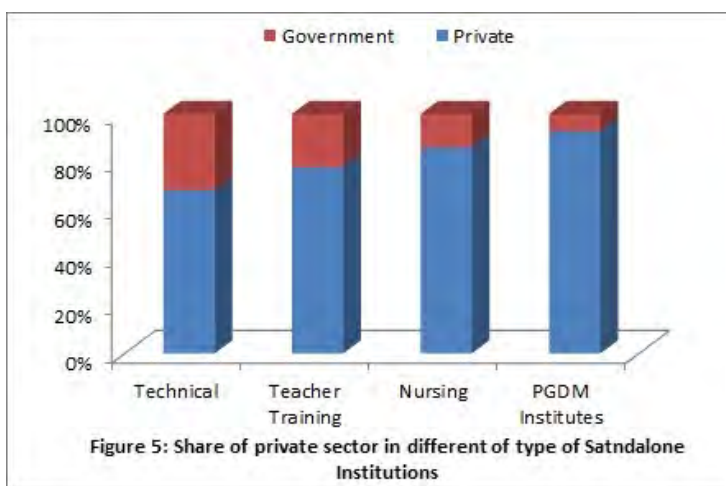
**Type IV-** PGDM (Post Graduate Diploma in Management) Institutes recognised by AICTE

**Type V-** Institutes directly under the control of various Central Ministries

Number of institutions varied widely across the States including their degree of response. Out of 11923 Stand Alone Institutions, 7915 (including pooled data from 2014-15 and 2013-14) have uploaded the data during 2015-16 survey. Type wise details are as under

|                      | Technical | Teacher Training | Nursing | PGDM Institutes | Institutes under Ministries |
|----------------------|-----------|------------------|---------|-----------------|-----------------------------|
| <b>Total</b>         | 3867      | 4403             | 3060    | 435             | 158                         |
| <b>Form Uploaded</b> | 2690      | 3082             | 1917    | 167             | 59                          |

**In Gujarat and Chhattisgarh polytechnics have been affiliated with the University and therefore they have not been counted as Stand-Alone Institutions.** The Polytechnics in these 2 States have been included in the Colleges. Stand Alone Institutions are mainly run by Private sector (76%); Private unaided – 66% and Private aided – 10%. Only 24% Institutions are in Government sector. 55% Institutions are located in Rural Area.

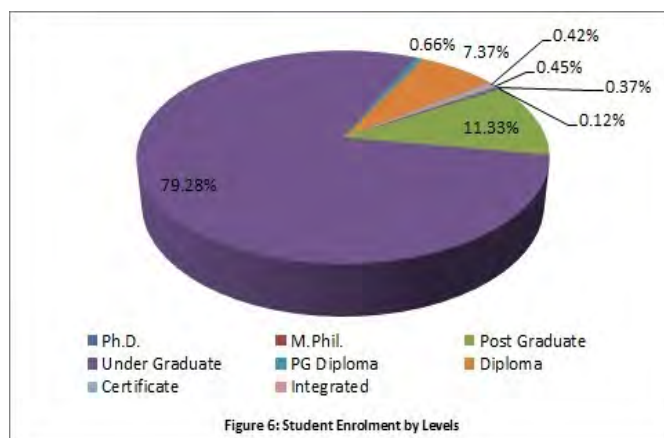




## 2.2 STUDENT ENROLMENT

### 2.2.1 Level-wise Enrolment

Total Student enrolment has been classified in 8 levels viz – Ph.D., M.Phil., Post Graduate, Under Graduate, PG Diploma, Diploma, Certificate and Integrated. Percentage share of student enrolment in these levels are shown in Figure 6. State-wise and level-wise estimated student enrolment is given in Table 6. State-wise student enrolment through regular mode at various level is given in Table 6(a).



The highest number of students are enrolled at Under Graduate level across India. Similar situation could be observed in States/UTs. Out of the total enrolment of 3,45,84,781 students, a vast majority of 2,74,20,450 students are enrolled in Under Graduate that is a sweeping 79.3%. On the other hand, second to Under Graduate, 11.3% students are enrolled in Post Graduation which is approximately 39.2 lakh students. There are 5,753 students enrolled in Integrated Ph.D. in addition to 1,26,451 students enrolled at Ph.D. Level. The student enrolment from UG going higher to PG is thus decreasing steeply. There is a small share of 7.4% students enrolled at Diploma level in India that amounts to around 25.5 lakh students and out of this majority of students are enrolled in Teacher Training, Nursing and Technical streams. However, a small share of 1.4 lakh and 2.3 lakh students are enrolled each at Certificate and PG Diploma levels respectively, constituting approx. 0.4% and 0.7% of the total share at each level. Ph.D., M.Phil. and Integrated levels also have less than 0.5% student enrolment at each level. In terms of state-share of enrolment Maharashtra tops in the enrolment of students in Universities (including constituent units) with 8,80,202. This is followed by Tamil Nadu with 7,63,400 students and Delhi with 7,37,697 students. State wise enrolment in responding University Teaching Departments along with its constituent Units and off campus Centers are given in Table 7. State-wise enrolment in responding Colleges and Stand Alone institutions are given Table 8 and Table 9 respectively. As indicated in chapter 3, enrolment estimation has been done only for Under Graduate and Post Graduate levels in Colleges and for which State-wise details is given in Table 10.

## 2.2.2 Programme-wise Enrolment (Based on Actual Response)

As regards to Programmes, out of total, 10 programmes having relatively higher enrolment were studied to see the student's concentration. Bachelor of Arts (B.A.) has 98.9 lakh students enrolled in it which is the highest enrolment. The percentage of male is 47% and female is 53%. Bachelor of Science (B.Sc.) has 42.9 lakh students enrolled in total and out of them 52% are male students. 38.6 lakh students are enrolled in B.Com. and out of them 53.8% are from male category and 46.2% are from female category. B.Tech. has 21.8 lakh enrolled students out of which 73.9% are males which keep the percentage of females restricted to less than 30%. Bachelor of Engineering (B.E.) has 20 lakh students enrolled out of which 71.5% students are from male category. Master of Arts (M.A.) has 15.3 lakh total number of students enrolled with 60.5% of female students. B.A. (Hons) has 13.8 lakh students with 47.3% of male and 52.7% female students. M.Sc. has total number of 6.3 lakh students with 40.6% of males and 59.4% of females. MBA has total number of 5.5 lakh students with 62.3% of male students. B.Ed. has total number of 5.3 lakh students and out of them 34.2% are males. Programme-wise enrolment on the basis of actual response is given in Table 11.

**10 Programmes cover more than 83% of the total students enrolled in higher education**

## 2.2.3 Discipline/Subject-wise Enrolment (Based on Actual Response)

The total enrolment at Undergraduate Level in major discipline/subject based on actual response is given in Table 12. The highest number of students is enrolled in Arts/Humanities/ Social Sciences courses. The total number of students enrolled in this are 109.4 lakh out of which 47.1 % are males and 52.9% are females. Science is second major stream with 43.8 Lakh out of which 52.9% are male and 47.1% are female. Engineering and Technology is third major stream with 42.5 lakh students enrolled. The share of male students enrolled in Engineering is 72%. Female participation in this sector is relatively low. This stream has 17 sub streams like Electronics Engineering, Computer Engineering, Mechanical Engineering, Electrical Engineering etc. The top 5 sub stream are Mechanical Engineering with 10.9 lakh students, Computer Engineering with

7.6 Lakh students, Electronics Engineering with 7.4 Lakh students, Civil Engineering with 6.3 lakh students and Electrical Engineering with 4.7 Lakh students enrolled. The number of students enrolled in Commerce stream is 38.6 lakh and out of this 53.8% are male students and 46.2% are female students. In

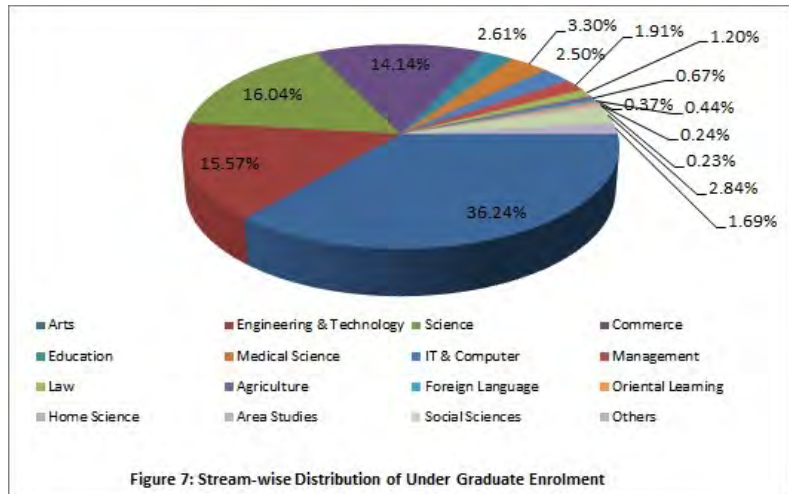


Figure 7: Stream-wise Distribution of Under Graduate Enrolment

Information technology/ Computer Application stream, there are 6.8 lakh students enrolled. Medical Science stream shows a different picture with higher number of female students. The total number of students is 8.99 lakh and female students are 5.49 lakh. Management stream has 5.2 lakh students with 3.3 lakh male students. The students enrolled in Law stream are 3.3 lakh out of which 2.2 lakh are males.

At Ph.D. level, maximum number of students is enrolled in Science stream followed by Engineering and Technology. On the other hand at Post Graduate (PG) level, maximum students enrolled in Social Science and Management stream comes at number two. As regard to gender distribution, it is seen that among major sectors, Agriculture, Engineering and Physical Education sector has lowest female participation. Enrolment in major discipline/ subject at Ph.D., M.Phil. and PG level based on actual response is given in Table 13.

The percentage of students opting for Ph.D. after their PG is also calculated to see the trend. In Agriculture and Allied courses 22% of the students are opting for Ph.D. after their Post-Graduation followed by Engineering and Technology courses where 11.7% of the students are opting for Ph.D. after their PG. It is followed by Science in which 6.5% of the students are opting for Ph.D. and in Medical science there are 4% of the students. Social Science has 2.3% of students opting for Ph.D. after the PG course in the same field.

The total number of Ph.D. students in Agriculture and Allied courses is 4849 out of which 66.2% are male students. The stream is divided into 4 sub-streams which are Agriculture, Horticulture, Forestry and Sericulture. At PG level, there are 22,132 students enrolled in Agriculture and Allied sector with 67.7% male and 32.3% female students.

Commerce stream has 3471 students enrolled in it for Ph.D. with 52.6% male students. At PG level, 4.19 lakh students are enrolled with 58.76% female students. IT and Computer have total number of 2768 students with 52.6% male students at Ph.D. level and at PG level, total number of student enrolled is 2.42 lakh with 50.6% male students.

Engineering and Technology stream is divided into 19 sub-streams with total number of 30587 students enrolled for Ph.D. and 2.61 lakh students at PG level. Mechanical Engineering has highest number of 3919 students enrolled for Ph.D. with 91.6% male students. Electronics engineering is the second highest having 3560 students with 74.5% male students. At PG level also, Computer Engineering has highest number of 55098 students with 43% male students.

There is total number of 2662 students enrolled in Ph.D. in foreign languages. Foreign language stream is divided into 5 sub streams and English is at the top of the list with the students enrolled for Ph.D. There are 2238 students enrolled in Ph.D. in English with 41.9% male students and 58.1% female students. French language has total number of 21 students enrolled in Ph.D. 62% of the total students are from female category. At PG level, there is total number of 1,93,192 students enrolled. Out of this total number 1,88,912 students are enrolled in English language with 66% female students.

Home Science stream is divided into 3 sub streams with total number of 650 students enrolled for Ph.D. There are total number of 9972 students enrolled at PG level with 945 males and 9027 females. Home Science sub-stream alone has total number of 8361 students at PG with 7590 females and 771 males Nutrition has 1008 students at PG level with 984 females.

There is total number of 6937 students enrolled in Ph.D. in Indian languages which is divided into 11 sub-streams. The highest number of students is enrolled in Hindi language which is 2127 with 1067 male students and 1060 female students. Bengali has the second highest number of students. There are 251 students enrolled in Bengali for Ph.D. with 156 males and 93 females. Altogether, at PG level, there are 3.42 lakh students enrolled out of which 2.19 lakh are females and 1.22 lakh are males. Hindi with 1,22,652 students has the highest number of students enrolled at PG level. Out of that 65.5% are females and rest are males. Bengali has 37,473 students with 66%% female students. Urdu has 27,372 students enrolled at PG level with 44.45% females. Sanskrit has total number of 25228 students with 64.01% females.

Medical Science has total number of 5237 Ph.D. students which is divided into 48 sub-streams. The highest number of students is enrolled in Pharmacy with 1491 students having 864 males and 627 females. Ayurveda has total number of 174 students enrolled at Ph.D. level with 93 males and 81females. Dentistry has 165 students, General

medicine has 105 students and Nursing has 241 students enrolled at Ph.D. level. The number of total students at PG level is 1,30,088 with 48.3% male students. Pharmacy has the highest number of students which is 47,966 with 46.1% male students. Other major sub-streams in Medical Science at PG level are Dentistry has 13,074 students, Nursing has 9856 students and General Medicine has 7402 students.

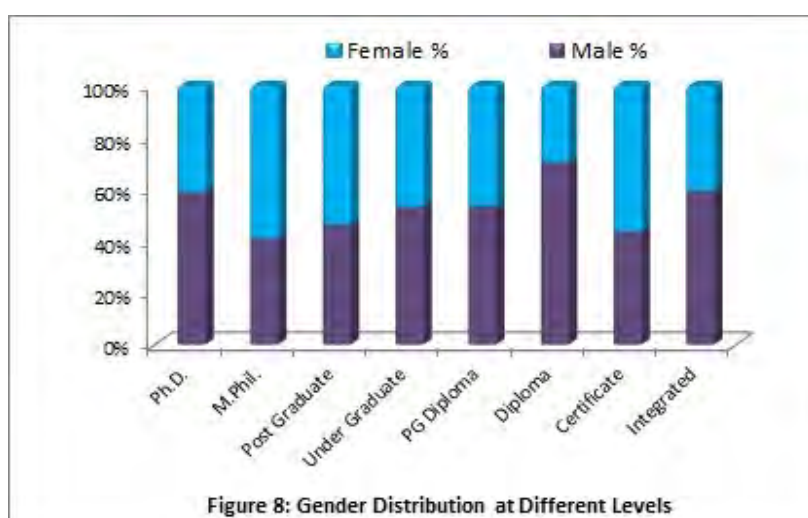
Science stream has 33,197 students enrolled for Ph.D. which is divided into 18 sub-streams such as Mathematics, Chemistry, Physics, and Zoology etc. Chemistry has the highest number of Ph.D. students which is 6045 with 3788 males and 2257 females. Physics has total number of 4216 students with 2714 males and 1502 females. There is total number of 2870 students enrolled in Mathematics for Ph.D. out of which 1632 are males. Botany has 1582 students, Zoology has 1741 students, and Bio-Science has 1043 students enrolled for Ph.D. At PG level there are 5.07 lakh students enrolled in Science courses which are divided into 18 sub-streams. There are 1,29,604 students enrolled in Mathematics which is the highest among all the science streams. Out of the total, 60.4% are female students. Chemistry has enrolment of 99,888 students at PG level with 4.7% male students. Physics has 60,884 students; Zoology has 41,025 students enrolled at PG level with 66.34% females and 33.66 % males respectively. Mathematics has higher number of female students.

Social Science stream has total number of 15,885 students enrolled for Ph.D. which is divided into 13 sub-streams. Out of this, Economics has the highest number of students enrolled in Ph.D. which is 2173 with 1189 males and 984 female students followed by History which has 1882 students. Political Science has total number of 1380 students with 858 male students and 522 female students. Sociology has total number of 1287 students enrolled in Ph.D. with 648 males and 639 females. Apart from these Philosophy has 1557 students, Geography has 815 students, Public Administration has 253 students, Psychology has 857 students and Anthropology has 145 students enrolled for Ph.D. There are 6.83 lakh students enrolled in Social Science stream at PG level. The highest number of students is enrolled in History which is 1,31,343 with 8.8% male students. Political Science, Sociology and Economics have 1,24,440; 1,20,547 and 91,571 students respectively.

## 2.2.4 Gender Distribution

Taking a look at the Male-Female ratio at each level in Figure 8, the trend is of higher males than females in almost every level, except M.Phil., Post Graduate and Certificate, where in, the female enrolment is slightly higher than male enrolment. Student enrolment at Under Graduate level has 53.3% male and 46.7% female. Diploma has a skewed distribution with 70.4% males and 29.6% females. Ph.D. level has 59% male and 41% female. Integrated levels has 59.6% male and 40.4% female. PG Diploma student enrolment also projects lopsided picture with 53.8% male students and 46.2% female students.

This trend of relatively higher male enrolment than female enrolment of students is



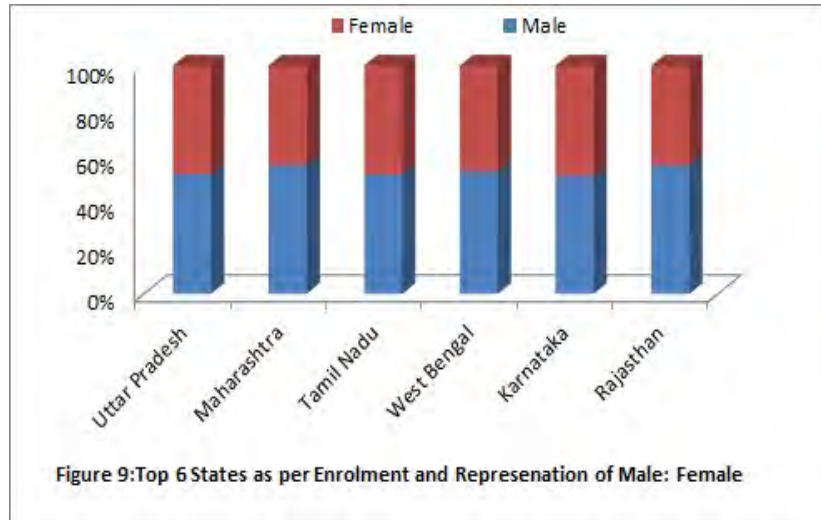
also seen across the levels in the state-wise distribution. The top 6 States are highlighted in Figure 9 in terms of highest total student enrolment are Uttar Pradesh, Maharashtra, Tamil Nadu, West Bengal, Karnataka

and Rajasthan. However in terms of total number of Institutions the ranking of these States is slightly different with Uttar Pradesh (7495) at the top followed by Maharashtra (7115), Karnataka (5284), Rajasthan (3705), Tamil Nadu (3439) and Andhra Pradesh (3375). It is interesting to note that these 6 States with highest student enrolment constitute nearly 54% of the total student enrolment in India. Rest of the 30 States (including UTs) have only 46% of the total student enrolment. So inevitably, the female students in these 6 States is almost 54.4% of the total female students enrolled and male students enrolled in these 6 States contributes to 54.1% of the total male students across India.



Uttar Pradesh, with its highest student enrolment in India, has 52.46% male and 47.54% female students.

Maharashtra has the second highest student enrolment with approx. 56.37% male and approx. 43.63% females. Thereafter, Tamil Nadu has 52.25% male and 47.75% female, West Bengal with 53.68% male and 43.62% female students. In Karnataka,

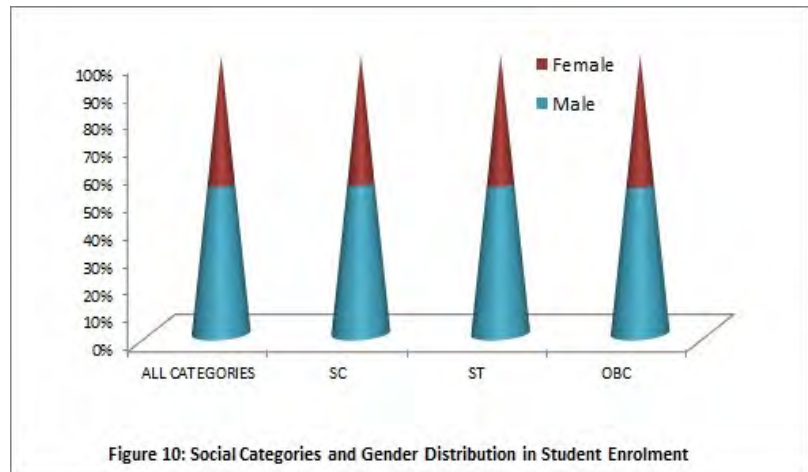


percentage of females enrolled is 48.42% whereas the male enrolment is 51.58%. Rajasthan has more male students as compared to female students.

### 2.2.5 Social Category -wise Distribution

The total estimated student enrolment is 3,45,84,781 out of which nearly 54% are male

and rest 46% are female students. State-wise and Category-wise estimated enrolment is given in Table 14. SC student enrolment is 13.91% of the total and the male-female ratio is similar to the All Category. On the other hand, students belonging to ST category



constitute only 4.9% of the total student enrolment and male female ratio is similar to All Category. 33.75% of the total students belong to OBC with 53.45% of male students.

### 2.2.6 Representation of Minority Students

Among Minority category, data on Muslims have been collected separately. According to the response received during the survey, 4.67% students belong to Muslim Minority and 1.97% are from other Minority Community. Muslim Minority has more male students than females where as other Minority has more females than males. State-wise number of students from Minority and PWD category is shown in Table 15.

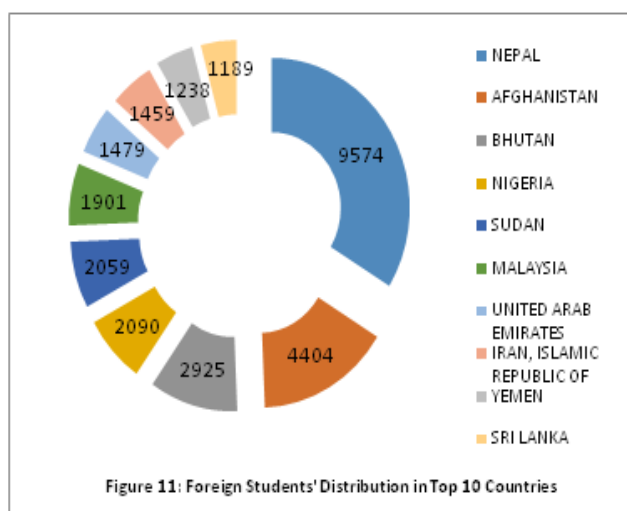
## 2.2.7 Representation of PWD students

There are 74435 PWD students enrolled in higher education. Out of which 39718 are Male and 34717 are Female students. Category-wise distribution of PWD student is shown in adjacent table which indicate that as compared to all SC, ST and OBC students, share of PWD students of these categories is very low particularly in ST category. Female participation among PWD students is highest in SC category with 105 females per 100 males followed by OBC (96). State-wise number of PWD student's enrolment is given in Table 15.

| Category | % out of Total PWD Male | % out of Total PWD Female | % out of Total PWD | Female per hundred male |
|----------|-------------------------|---------------------------|--------------------|-------------------------|
| Total    |                         |                           |                    | 87                      |
| SC       | 9.9                     | 11.9                      | 10.9               | 105                     |
| ST       | 2.7                     | 2.3                       | 2.5                | 75                      |
| OBC      | 31.2                    | 34.2                      | 32.6               | 96                      |

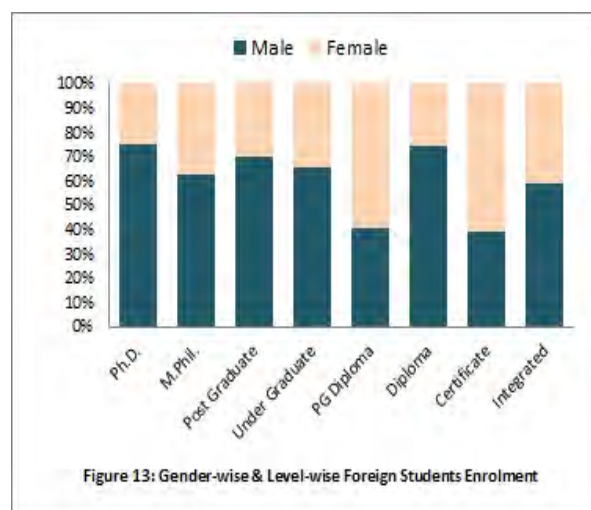
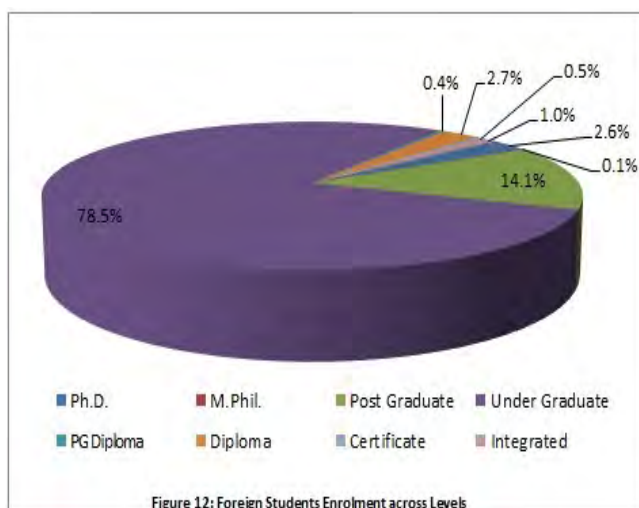
## 2.2.8 Representation of Foreign Students

The total number of foreign national students enrolled in India is 45,424. Country-wise and level-wise foreign students in responding Institutions are given in Table 16. The foreign students come from 165 different countries from all across the globe. The top 10 countries of the foreign students are as in Figure 11. These 10 countries constitute 62 % of the total foreign students enrolled. Rest of the 38% students comes from remaining 155 countries. Highest share of students come from the neighboring countries of which Nepal is 21% of the total, followed by Afghanistan 10%, Bhutan 6%, Nigeria 5%, Sudan 5%, Malaysia 4%.



United Arab Emirates, Iran, Yemen and Sri Lanka each country constitutes 3% of the foreign students. Moreover, among major contributors, only 1 country viz., Malaysia has more female students than males. Iran has almost an equal share of male and female students. On the other hand, Yemen (94.0%), Sudan (92.1%) and Afghanistan (91.8%) have a considerably higher number of male students. Although maximum number of foreign students comes from Nepal, the maximum number enrolled in Ph.D. is from Iran.

The highest numbers of students are enrolled in Undergraduate courses, that is, 78.5% of the total foreign students, followed by Post Graduate with about 14.1% enrolment. Enrolment in rest of the levels constitutes 3 % (Figure 12). Foreign male students are higher in almost all the levels, except in Certificate where female students are higher than the male students.



Looking at the State-wise distribution, it can be seen that Karnataka has the highest number of students coming from foreign countries which is 14348. Apart from Karnataka, Tamil Nadu (5377), Maharashtra (4649), Uttar Pradesh (3407), Telangana (3032), Punjab (2459), Delhi (2063) and Andhra Pradesh (1785) reflects more than 1,500 foreign students. State-wise and level-wise foreign students in responding Institutions are given in Table 17.

### 2.2.8 (a) Programme-wise Foreign Students

There are 17 programmes which are observing more than 1000 foreign students and accounts for more than 84% of the foreign Students. Programme-wise number of foreign students in responding Institutions is given in Table 18. On the top we have B.Tech. with 5941 students with 87% male students, followed by B.B.A having 3228 students with 70% male students, B.A having 3113 students with 55% male enrolment. B.Sc has 2913 students with 60% male students. B.Com. has 2776 students with 64% male students. B.Pharma has total number of 2762 students with 75% male students. There are 2478 foreign students enrolled in B.C.A out of which 90% are male students. B.E has total number of 2332 students out of which 88% are male. M.B.B.S has total number of 2164 students with 56% female students. BSc. (Nursing) has total number of 1568 students out of which 84% are female. MBA has total number of 1445 students

with 68% male students. At the Post Graduation level, 1384 students are enrolled at MSc. level with 76% male students. M.A has reported enrolment of 1352 students with 68% of male students. Bachelor of Dental Surgery (B.D.S) has total number of 1290 students with 62% female students. BBM has reported the enrolment of 1164 foreign students with 69% male students. Ph.D. has total number of 1139 students with 76% male students.

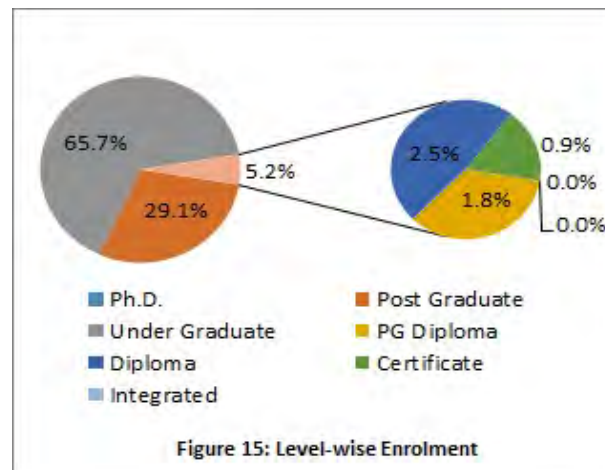
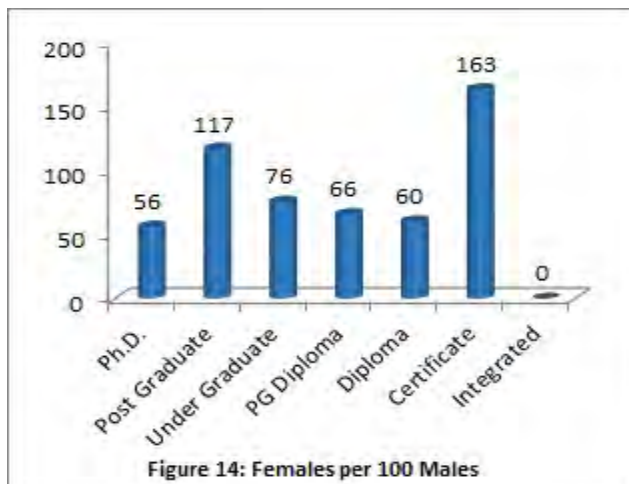
### 2.2.9 Enrolment in Distance Mode

Distance education has become a useful mode of obtaining degrees for a large number of students who are staying in far off and remote areas and for whom accessing universities on regular basis is still a dream. Distance enrolment constitute 11.05% of the total enrolment in higher education, of which 46.3% are female students. Level wise distribution of students under distance mode is given in the adjacent table. At all Levels share of male student is higher than females except Certificate course.

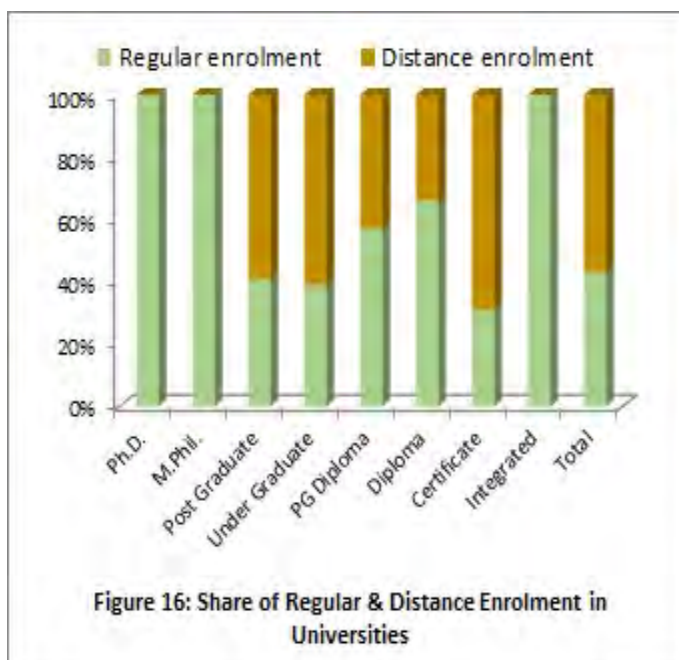
Looking at the State-wise variation, out of the total reported enrolled students pursuing studies through distance education, 6 States of India are providing education to around 63% of the students. These are Delhi with 16.7% of students, Maharashtra with 16.5% of students, Tamil Nadu with 12.3%, Andhra Pradesh with 8.3%, West Bengal and Telangana with 4.9% of the share of students enrolled through distance mode.

**Box 5: Level-wise Distribution of Distance Enrolment**

| Level          | Distance Enrolment |                |                |
|----------------|--------------------|----------------|----------------|
|                | Male               | Female         | Total          |
| Ph.D.          | 87                 | 49             | 136            |
| Post Graduate  | 510526             | 597836         | 1108362        |
| Under Graduate | 1421708            | 1077682        | 2499390        |
| PG Diploma     | 41383              | 27252          | 68635          |
| Diploma        | 64175              | 40053          | 104228         |
| Certificate    | 17374              | 26775          | 44149          |
| Integrated     | 1                  | 0              | 1              |
| <b>All</b>     | <b>2055254</b>     | <b>1769647</b> | <b>3824901</b> |



Distance Mode is mainly conducted by university and majority of the students (59%) enrolled in Universities and their Constituent Units are studying under distance mode which can be seen from the adjacent table. At Post Graduate, Under Graduate, PG Diploma, Diploma, Certificate level share of distance enrolment in university is 59%, 61%, 43%, 34% and 69% respectively. Distance Enrolment at Integrated level is negligible.



**Box 6: Comparison between Regular and Distance Enrolment in University**

| Level          | Regular enrolment | Distance enrolment |
|----------------|-------------------|--------------------|
| Ph.D           | 109416            | 136                |
| M.Phil         | 24878             | 0                  |
| Post Graduate  | 768640            | 1107925            |
| Under Graduate | 1599953           | 2498983            |
| PG Diploma     | 90769             | 68604              |
| Diploma        | 183717            | 94247              |
| Certificate    | 15083             | 34021              |
| Integrated     | 92823             | 1                  |
| <b>Total</b>   | <b>2885279</b>    | <b>3803917</b>     |



## 2.2.10 Enrolment in Stand-Alone Institutions

There is total number of 11923 Stand-Alone Institutions in India listed on AISHE portal distributed with high variations among States. Type-wise distribution is shown in the Table 9. Out of 20,22,242 students enrolled in several courses at stand-alone institutions, approximately 70% are males and 30% are female stand Alone Institutions are primarily meant for providing Diploma programmes.

There is total number of 3867 Polytechnics in India listed on AISHE portal and out of them 2690 reported the data during the survey. The highest number of Polytechnics is in Maharashtra which is 1091 and out of them 527 responded. There is total number of 15.16 lakh students enrolled in Polytechnics and out of them 83% are male students and the remaining females with a very less participation of around 17%. There are eight States which have total number of 11.92 lakh of students in Polytechnics which makes it to 79% of the total students enrolled in India in Polytechnics. These states are Tamil Nadu with 3.46 lakh students, Maharashtra with 2.65 lakh students, Karnataka with 1.5

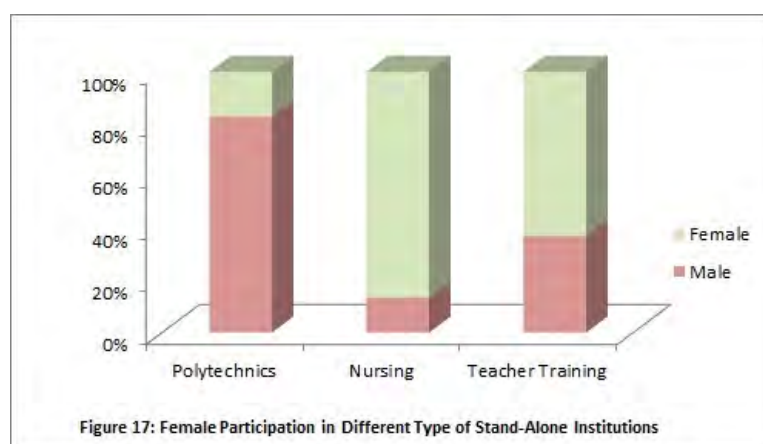


Figure 17: Female Participation in Different Type of Stand-Alone Institutions

lakh students, Uttar Pradesh with 1.27 lakh students Punjab with 89,449 students, Odisha with 76,408 students, West Bengal with 72816 and Andhra Pradesh with 63,739 students. The number of male students is 3.16 lakh which is 91.4% of the total students enrolled in Polytechnic courses in Tamil

Nadu which is highest among these top 8 States. The State at the second top is Maharashtra with the enrolment of 2.66 lakh students out of which 72.5% are male students. Karnataka has 76% male students and 24% female students from the total number of students enrolled which is 1.5 lakh. Punjab has recorded 89449 students in Polytechnic courses with 86% male students. Odisha has 87% male students, West Bengal has 88% male students and Andhra Pradesh has 78% male students.

The total number of Nursing Institutions listed on AISHE portal is 3060 and out of them only 1917 responded, 62.65% response rate. The total enrolment in nursing course is 2.3 lakh out of them approximately 87% are female students and 13% are male students. Top 5 States-Karnataka, Uttar Pradesh, Andhra Pradesh, Telangana and Punjab are contributing 60.33% of the students out of the total students enrolled in India for nursing. Uttar Pradesh has the highest number of students enrolled in nursing course with 45,847 students, followed by Karnataka with 36,214 students, Andhra Pradesh with 24,582 students, Telangana with 16,601 and Punjab with 15,430 students.

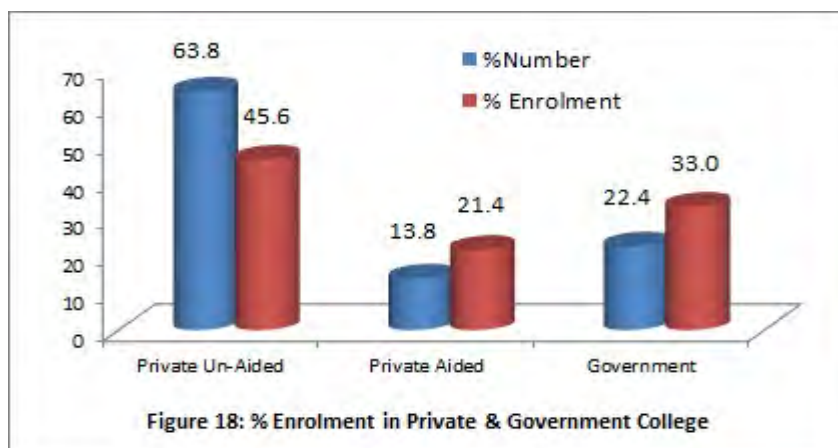


Percentage of female students enrolled in nursing course in Uttar Pradesh 82%, Karnataka is 74%, Andhra Pradesh 95%, Telangana 94% and Punjab 86%. Delhi has approximately 100% female students enrolled in nursing course.

The total number of Teacher Training institutions as listed on AISHE portal are 4403 and out of them only 3082 responded, which makes the response rate of 70%. The total number of students enrolled in teacher training course is 2.18 lakh at all India level. Out of them approx. 37% are male and 63% are female students. The top 5 States covering around 53.46% of the total students enrolled for teacher training course are Maharashtra with 41,552 students followed by Uttar Pradesh with 33,776 students, Andhra Pradesh with 24,960, Tamil Nadu with 15,423 students and Karnataka with 13,155 students. Most of the States have relatively higher female enrolment share. Maharashtra has 75.6% female students, Uttar Pradesh has 52.68% female students, Andhra Pradesh with 65% female students and Karnataka has 65.5% female students. The percentage of female students at 90.55% in Tamil Nadu is the highest in these top 5 States having highest enrolment of students in the teacher training course.

### 2.2.11 Representation of Private Sector

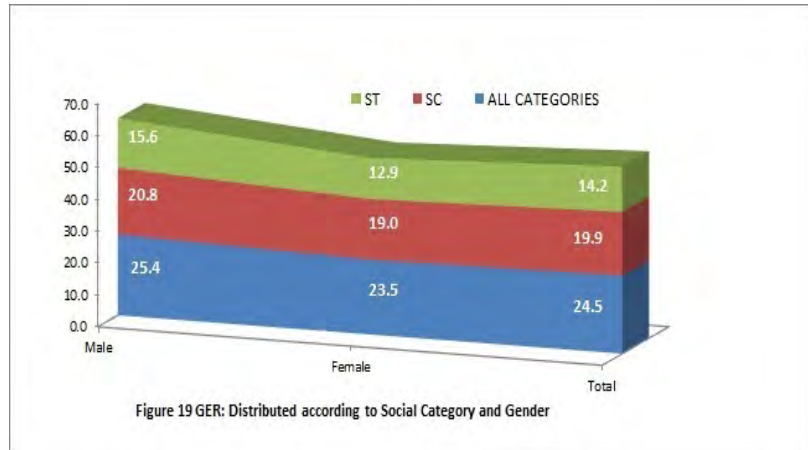
There are more than 78% colleges running in Private sector; aided and unaided taken together, but it caters only 67% of the total enrolment. State-wise enrolment in Private and Government Colleges as per response is given in Table 5(a).



### 2.3. GROSS ENROLMENT RATIO IN HIGHER EDUCATION (18-23 Years)

Estimated Gross Enrolment Ratio (GER) in Higher education in India is 24.5%, which is calculated for 18-23 years of age group. For Scheduled Castes it is 19.9% and for Scheduled Tribes it is 14.2% State-wise GER and GPI are shown in Table 19 and Table 20 respectively.

GER for male population at all India level is 25.4% whereas for SC Males it is 20.8% and 15.6%, for ST males. Similarly GER for

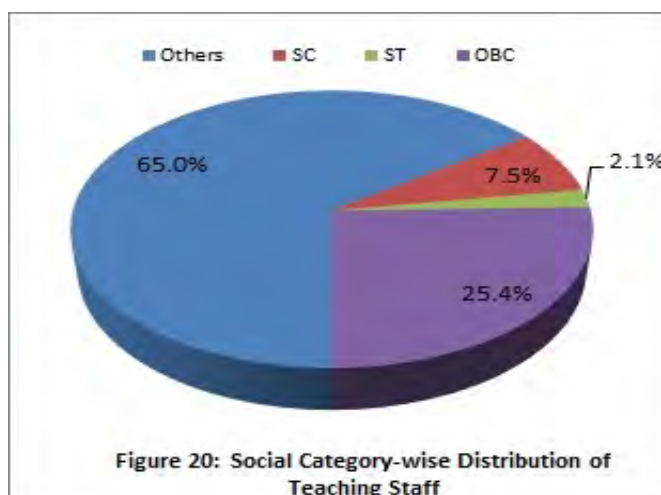


female population at all India level 23.5% whereas for SC females is 19.0% and for ST females, it is 12.9%. The GER for females in all categories is highest in Chandigarh with 70.4%. Puducherry, Tamil Nadu, Delhi, Goa, Himachal Pradesh, Kerala, Manipur, Sikkim, Telangana and Uttrakhand also have GER of more than 30% for their female population.

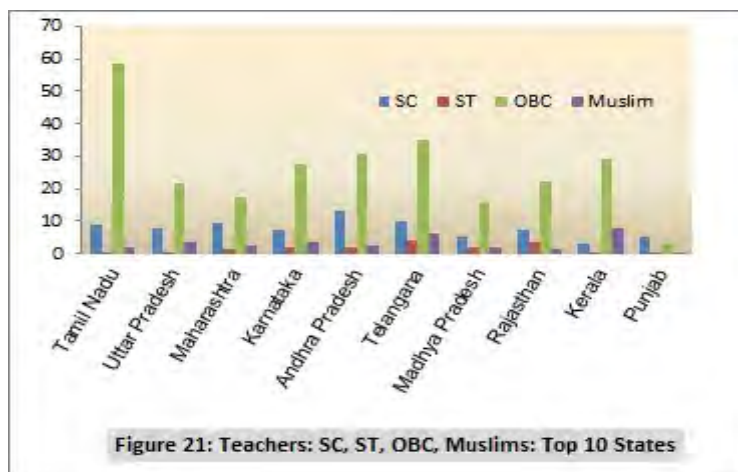
For international comparability, GER has also been calculated taking 18-22 years Population and it comes out to be 28.4% at All India Level.

## 2.4. TEACHING POSITION

The total number of teachers have been estimated to be 15,18,813 Out of which more than half about 61% are male teachers and 39% are female teachers. The lowest gender proportion is recorded in Bihar where female to male teachers' ratio is 1:5 which is in percentage terms 82.44% for male and only 17.56% for female teachers. Jharkhand comes close second with 73.55% male teachers and 26.45% female teachers. Uttar Pradesh have 31% female teachers of the total teachers available in State. A few States Chandigarh, Delhi, Kerala, Meghalaya, Nagaland and Punjab on the other hand have more female teachers than the male teachers.



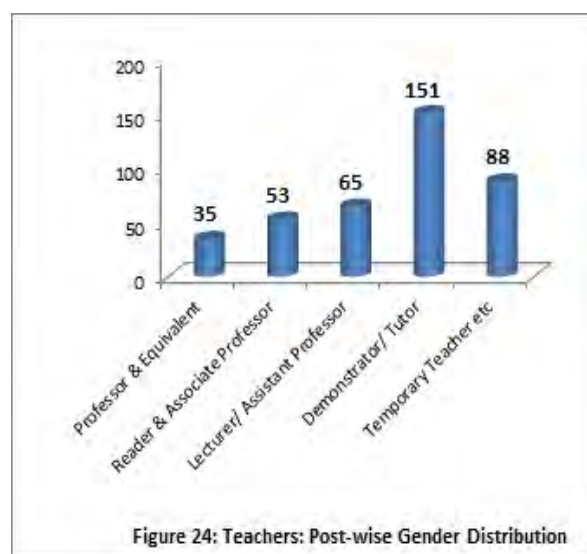
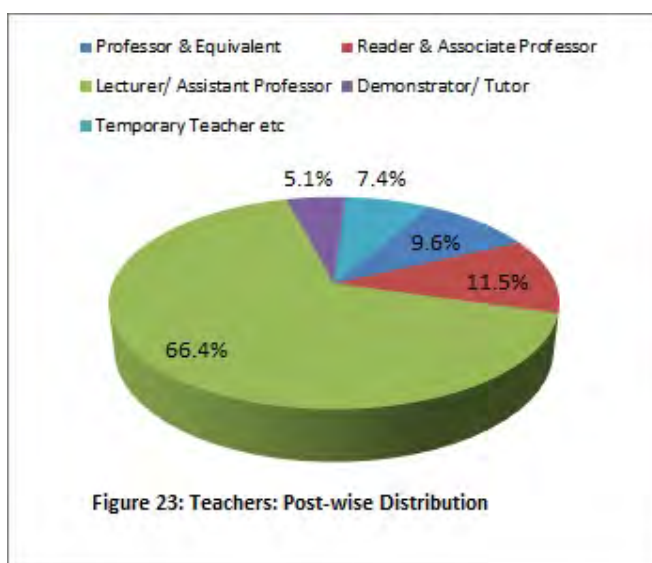
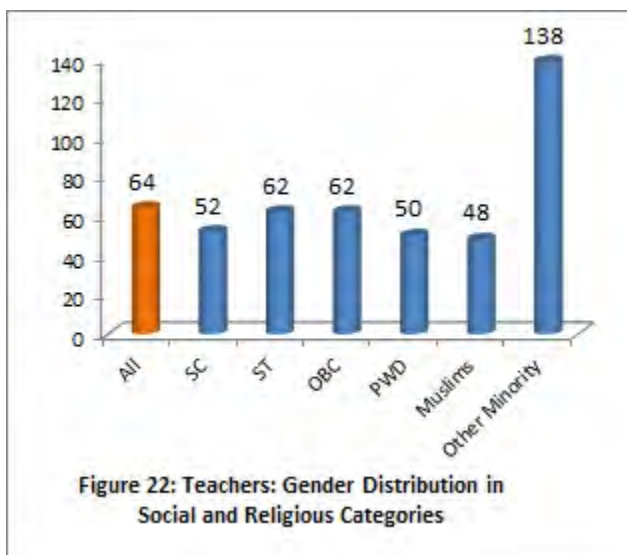
At All-India level, teachers belonging to General category are more than half, that is



65% of the total number of teachers in India; OBC follows with 25.4%; while SC and ST with 7.5% and 2.1% respectively (Figure 20). Merely 3.4% teachers come from Muslim minority group, and 3.3% are from other minorities group. State-wise number of Teachers in various Socio-religious categories is given

in Table 21 (a) and 21(b). Out of the 10 major States, the leading 3 are Tamil Nadu with 8.7% SCs and 0.3% STs, Uttar Pradesh with 7.6% SCs and 0.3% STs and Maharashtra with 9.6% SCs and 4.1% STs.

As mentioned above, another significant representation in terms of gender distribution is the number of female teachers per 100 male teachers. At the all-India level there are 64 female teachers per 100 male teachers. Similarly, in SC category the female teacher is 52 per 100 male teacher and in case of ST and OBC, it is 62 and 62 females per 100 males respectively. For Muslim minorities, it is 48 female teachers per 100 male whereas for other minorities, there are 138 females per 100 male. However, it is to be noted that female representation in teachers belonging to Persons with Disabilities (PWD) category is low, that is 50 females per 100 male teachers.

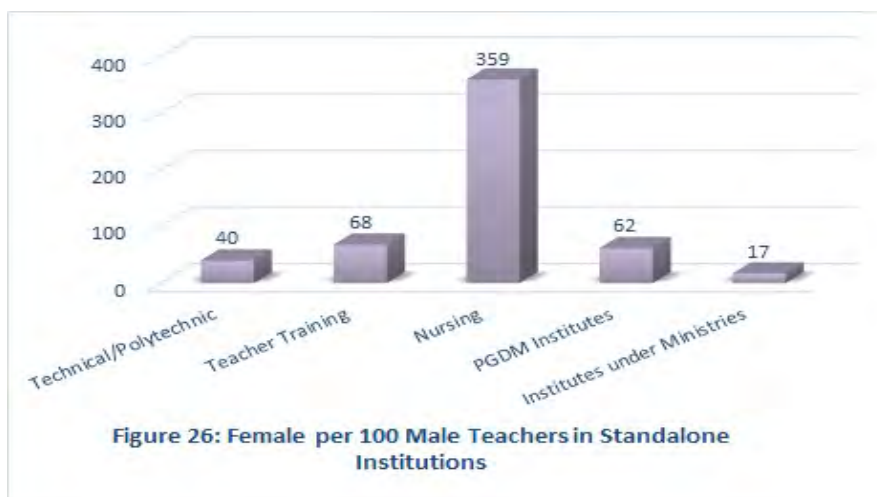
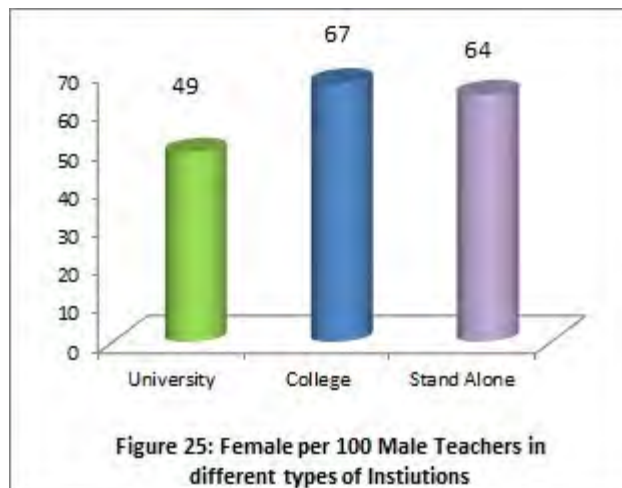


Among various levels of posts, majority of teachers are of the level of Assistant Professor, followed by Associate Professor. The distribution is shown in Figure 23 and the number of female teachers per 100 male teachers at various levels of post is shown in Figure 24. The state-wise number of teacher at various levels are given in Table 22. The higher the post, lower representation of female is clearly seen from the Figure 24. There are 23,381 Visiting teachers also; among them 60.22% are male.

The number of total teachers at University level is around 1.83 lakh out of which 67.12% are males and 32.88% are females. At college level, the number of teachers is 11.76 lakh with 59.91% of male teachers. In Standalone institutes, total number of teachers is 1.6 lakh with 61 % male teachers. Looking at female per 100 male teachers,

there are 49 teachers at University level, 67 and 64 female teachers per 100 male teachers at college and Stand Alone Institutions respectively.

In different types of Stand Alone Institutions, the number of female teachers per 100 male teachers is varying significantly as there are only 40 female teachers per 100 male teachers in Technical/ Polytechnic Institutions, 68 in



Teacher Training, 62 in PGDM Institutions and 17 in Institutions under Ministries which is the lowest. Contrast to this, nursing courses has 359 female teachers per 100 male teachers which is the highest among all the types.

### 2.4.1 Pupil Teacher Ratio

Taking into account all types of Institutions (University, Colleges and Stand-Alone Institution), Pupil Teacher Ratio (PTR) at All India level comes out to be 23 and 20 if only regular enrolment is considered. In case of University and its Colleges, PTR is 21 for regular mode. It has been observed that, PTR in University along with its Constituent Unit is significantly low at 16 in case of Regular Mode. Looking at the State-wise variation, it is seen that there are large variations among the States. PTR is more than 50 in Bihar, Delhi and Jharkhand. Among top 6 States in terms of Enrolment, Uttar Pradesh has the highest PTR 34 followed by Maharashtra 24. State-wise details of PTR are given in Table 25.

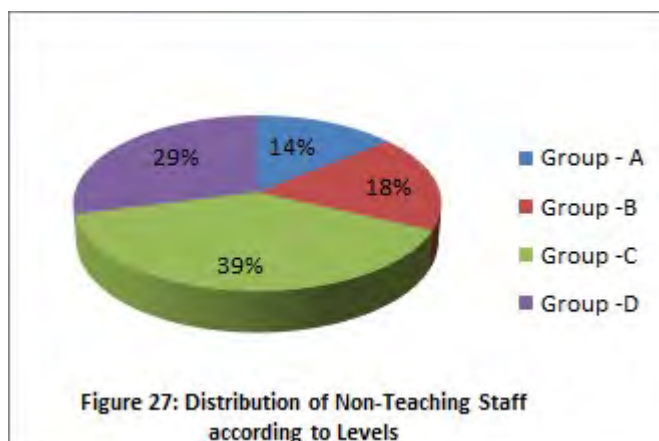
**Pupil Teacher Ratio (PTR) in Universities and Colleges is 21**



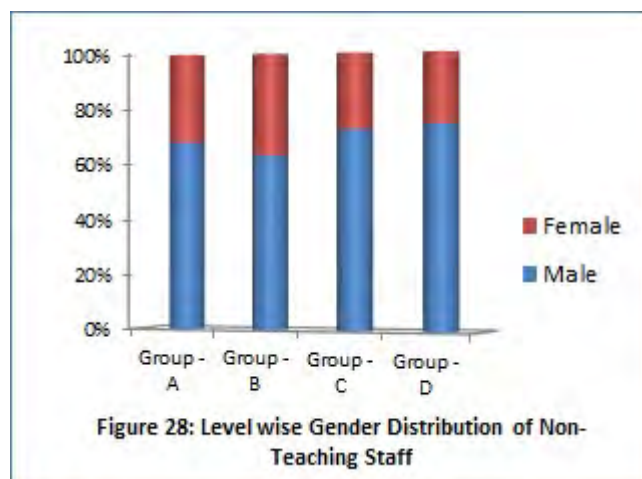
## 2.5. NON-TEACHING STAFF

The non-teaching posts in responding Institutions are 11,25,027 and are divided into four groups – A, B, C and D. The share of Group-C is the highest with 39%, while Group-D seconds it with 29%. Group-A and Group-B comprise of 14% and 18% non-teaching posts respectively (Figure 27).

Looking at the male and female distribution in these non-teaching posts as in Figure 28, here we have a picture similar to that of teaching staff and student enrolment in India as the total male non-teaching staff is more than female staff, which is 71% as opposed to merely 29% female staff.



In group-wise posts, the non-teaching staffs have more male members in each group as shown in Figure 28. There are 68% male and 32% female in Group A, while in Group B,



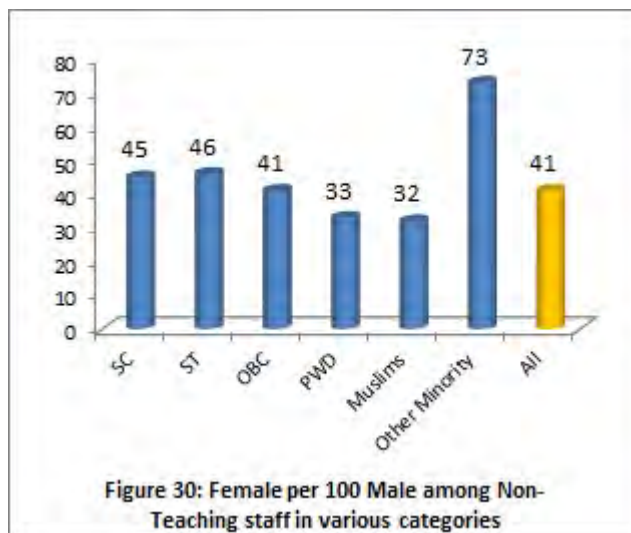
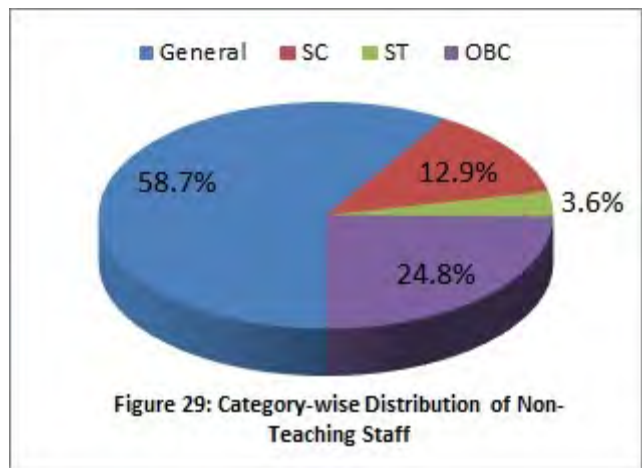
63% are male staff members and 37% female staff members. In Group D the highest male share is 74% as against 26% females, while in Group C there are 72% male staff.

In Bihar the male staff share is the highest with 87% and only 13% females, while Assam, Uttar Pradesh, UttraKhand and West Bengal also have a higher share of male staff with 81%

and 19% females. Rajasthan come third in this ratio share with 80% male and 20% female staff. This same picture is reflected in the group-wise break up of data. State-wise number of non-teaching staff in different groups in responding Institutions is given in Table 23.



In regard to Social Category, 58.75% non-teaching staffs are from General Category, 24.82% are from OBC, 12.86% from Scheduled Caste and 3.57% are from Scheduled Tribe. State-wise number of non-teaching staff in different categories given in Table 24.

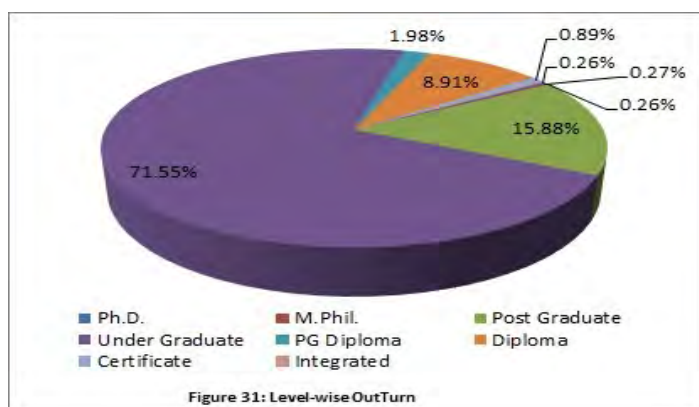


The average number of females per 100 male non-teaching staff is approximately 41. The highest number of females per 100 male non-teaching staff is 73 from Other Minority Group and Muslims has the lowest number of females per 100 male non-teaching staff with 32 females. SC has 45, ST has 46, OBC has 41 and PWD has 33 females, per 100 male non teaching staff.

## 2.6. OUT-TURN/ EXAMINATION RESULT

### 2.6.1 Level-wise Out-Turn (Based on Actual Response)

Percentage share of student Out-Turn in different levels are shown in Figure 31. State-wise and Level-wise Out-Turn is given in Table 33. As per the response received in the survey total number of students awarded Ph.D. level degree during 2015 is 24,171 with 14,887 males and 9284 females. Tamil Nadu has maximum number (3,973) of Students who were awarded Ph.D. level degree followed by Uttar Pradesh (2,205) and Karnataka (1,945). 63.3 lakh Students have been graduated and 14.05 lakh students passed Post-Graduation level during 2015.

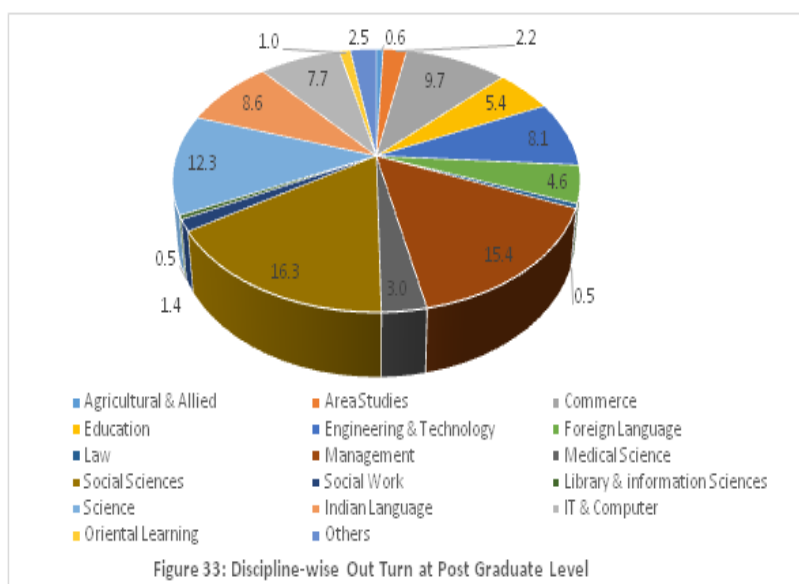
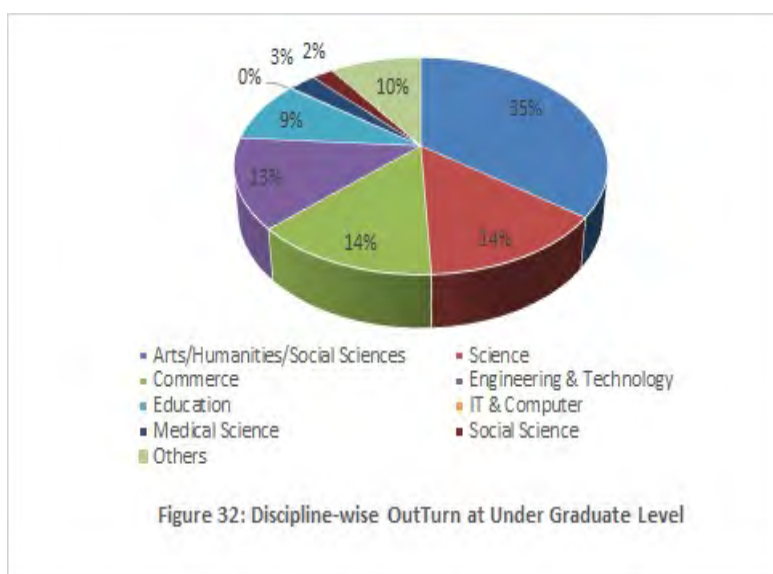


## 2.6.2 Programme-wise Out-Turn (Based on Actual Response)

B.A. degree has been awarded to 22.42 lakh students which is the highest among all Programmes with the percentage of male as 44.9%. B.Sc. is the second highest with 8.77 lakh students followed by B.Com. (8.59 lakh). B.Ed. and B.Tech. degree is awarded to 5.46 lakhs and 5.44 lakhs students respectively. 34424 students have been awarded with M.B.B.S. degree and out of which 17410 are females. At Post Graduate level number of M.A. pass students is maximum (5.11 lakh) followed by M.Sc. (2.18 lakhs) and M.B.A. (1.95 lakhs). About 79182 and 33259 students have been awarded M.Tech. and M.E. degree in which share of male students is more than 61.2% and 52%. Programme-wise Out-Turn on the basis of actual response is given in Table 34.

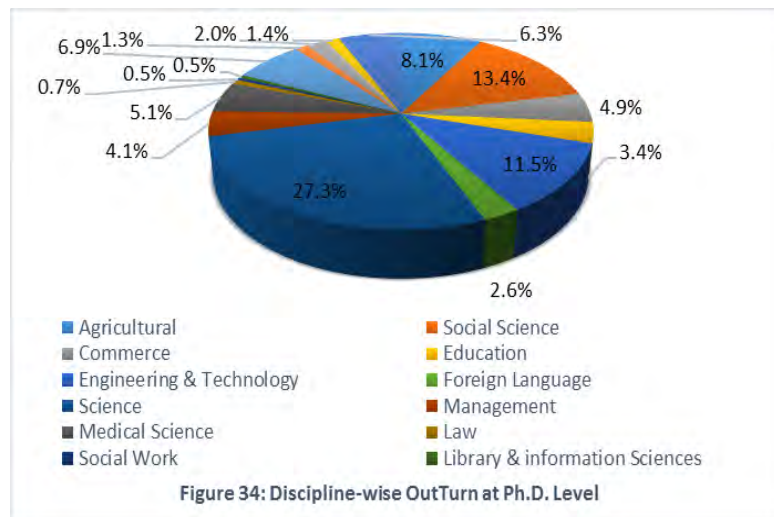
## 2.6.3 Discipline-wise Out-Turn (Based on Actual Response)

The total number of pass-outs during 2015-16 at Undergraduate Level in major discipline/subject based on actual response is given in Table 35. The highest number of students has been graduated in Arts courses. The total number of students passed-out in this are 22.42 lakh out of which 44.9% are males and 55.1% are females.



Science is second major stream with 8.56 lakh students passed-out followed by Commerce with 8.59 lakh students. 8.49 lakh students have been graduated in Engineering and Technology. In Medical Science stream, there are 1.77 lakh students who have been awarded Under Graduate degree.

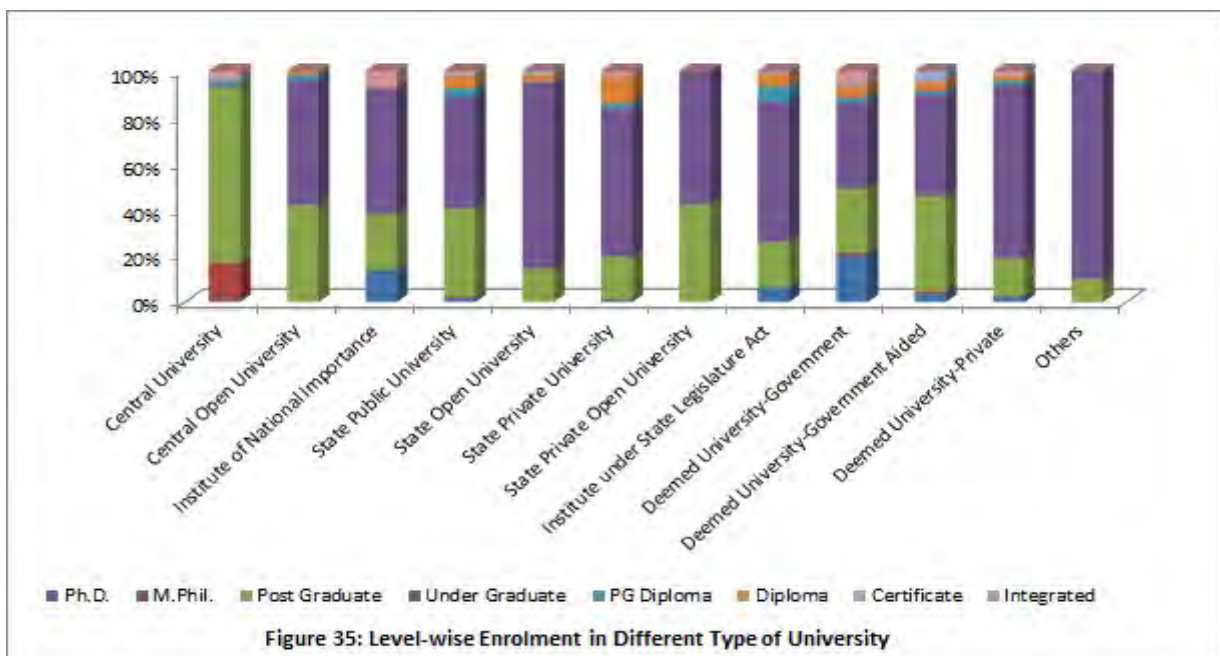
At Ph.D. level, maximum number of students Out-Turn is in Science stream (6607) followed by Social Science (3242). On the other hand at PG level maximum students Out-Turn is observed in Social Science (2.29 lakh) and Management comes at number two with 2.16 lakhs students. In Engineering and Technology



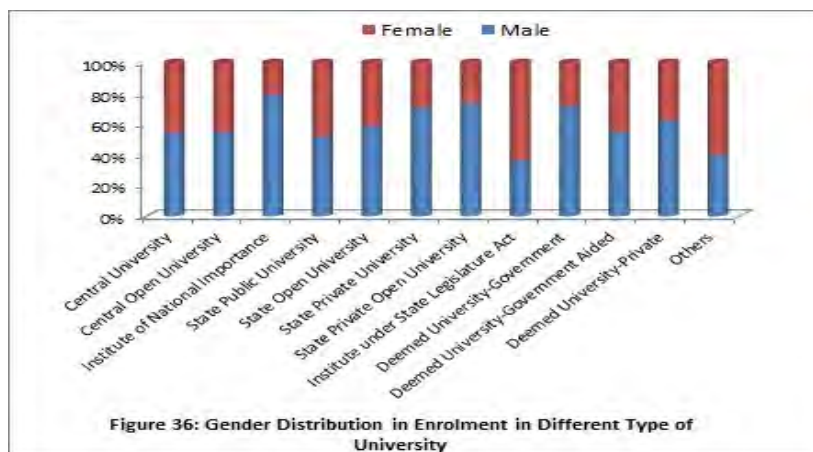
and Medical Science stream Out-Turns are 1,14,038 and 42,012 students respectively. It is interesting to note here that at Under Graduate level ratio between these two streams is 5:1 whereas at PG level it becomes 2:1. Enrolment in major discipline/subject at Ph.D., M.Phil. and PG level based on actual response is given in Table 36.

## 2.7. ENROLMENT IN DIFFERENT TYPES OF UNIVERSITIES

There are 12 types of Universities and the Level-wise enrolment in each type of university, teaching departments and constituent universities/off-campus centres are given in Table 26. Total numbers of students enrolled are 67 lakhs. In State Public University number of Ph.D. students is largest (36424) followed by Institute of National Importance (25103). Number of female students is lowest for State Private Open University (7) followed by Institutes under State Legislature Act (2382) whereas the share is highest in State Public University. Share of female students is lowest for Institute of National Importance (22%) followed by State private Open Universities



(27%) and Deemed University Government (29%), whereas the share of female students for Others Universities is 60%. Share of female students State Public Universities are 49% and Central Universities are 90% respectively.



Level-wise enrolment in affiliated and constituent colleges of Central and State Universities are given in Table 26B. Categories wise enrolment in various types of Universities is given in Table 27. In Table 28 enrolment of PWD and minority enrolment in various types of Universities are given. There are wide variations in representations of different categories in various types of Universities. There are 1.83 lakh teachers in various types of University/Teaching departments and their constituent units/off-campus universities, out of them 60 thousand are female. Among various types of Universities, Deemed University-Government Aided Universities in general have larger proportion of female teachers. In State Public Universities, the proportion of undergraduate enrolment is less than 50% whereas in the Central Universities it is more than 75%.

Table 39 shows the State-wise enrolment in different type of University Teaching departments and their constituent units/off-campus Universities, which is around 67lakh with contribution of male as 37.98 lakh (57%) and female with 28.91 lakh (43%).

## 2.8 INFRASTRUCTURES FOR INSTITUTION

Box 7 shows the percentage of higher education institutions having various type of infrastructure such as Playground, Library, Laboratory, Conference Hall, etc. available with them. 87% of Universities, 90% of Colleges and 91% of Standalone Institutions are maintaining playground. 95% of

| Box 7: Percentage of Institutions having various Infrastructure |            |         |                          |
|---|------------|---------|--------------------------|
| Infrastructure  | University | College | Stand Alone Institutions |
| Playground  | 87         | 90      | 91                       |
| Auditorium  | 76         | 55      | 65                       |
| Theatre   | 42         | 19      | 19                       |
| Library   | 95         | 97      | 98                       |
| Laboratory  | 86         | 78      | 93                       |
| Conference Hall   | 92         | 72      | 79                       |
| Health Center   | 80         | 40      | 46                       |
| Gymnasium/ Fitness Center                                       | 74         | 34      | 28                       |
| Indoor Stadium  | 49         | 29      | 28                       |
| Common Room   | 82         | 87      | 89                       |
| Computer Center   | 90         | 83      | 91                       |
| Cafeteria   | 83         | 53      | 55                       |
| Guest House   | 84         | 37      | 44                       |

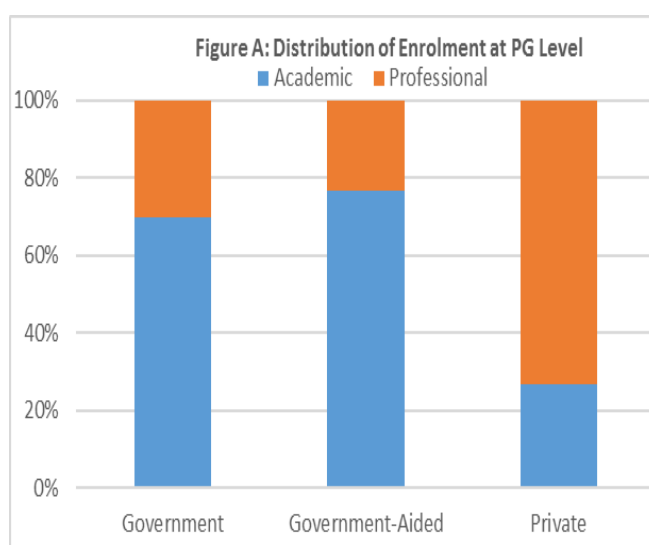
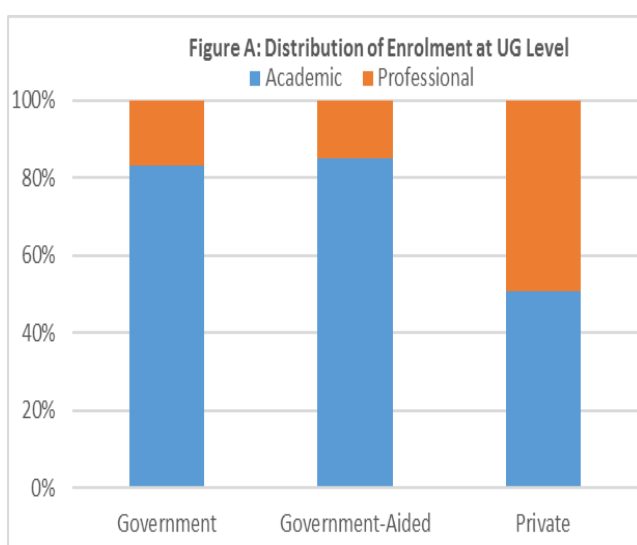


Universities, 97% Colleges and 98% Standalone Institutions having library facility. Percentage of University, College and Standalone Institutions having laboratory are 86%, 78% and 93% respectively. In addition to this Health Center, Computer Center, Auditorium, Conference Hall etc. are also in place with the Universities, Colleges and Standalone Institutions.

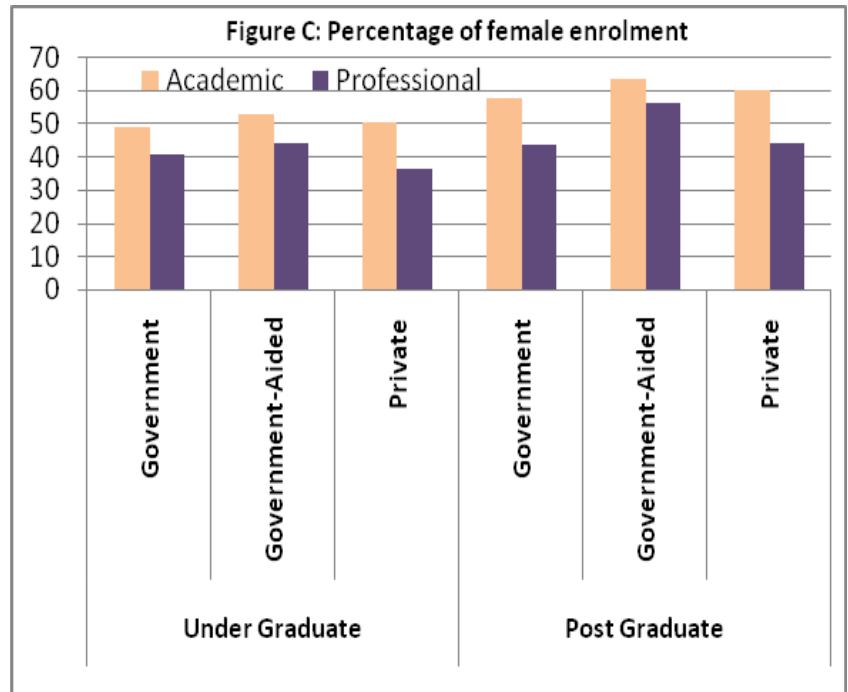
## 2.9 ENROLMENT IN PROFESSIONAL COURSES

Professional education is defined as higher educational programmes that are designed for learners to acquire the knowledge, skills and competencies specific for a particular occupation or grade or class of occupations or trades. Exhaustive lists of Fields of Education are listed in Indian Standard Classification of Education (InSCED) published by the Ministry, which are categorized on the basis of academic and professional orientation. Management wise distribution of enrolment into academic and professional education at Post Graduate and Under Graduate levels are shown in the statement below. Enrolment in courses at integrated level have also been included at appropriate levels and is not considered separately.

| Level          | Management       | Academic |         |         | Professional |         |         |
|----------------|------------------|----------|---------|---------|--------------|---------|---------|
|                |                  | Male     | Female  | Total   | Male         | Female  | Total   |
| Under Graduate | Government       | 4804109  | 4607280 | 9411389 | 1133482      | 774881  | 1908363 |
|                | Government-Aided | 2036170  | 2289780 | 4325950 | 421130       | 336689  | 757819  |
|                | Private          | 2916609  | 2963991 | 5880600 | 3628496      | 2092802 | 5721298 |
| Post Graduate  | Government       | 708625   | 964413  | 1673038 | 409274       | 316850  | 726124  |
|                | Government-Aided | 153667   | 269403  | 423070  | 55691        | 72421   | 128112  |
|                | Private          | 139813   | 210610  | 350423  | 533839       | 419571  | 953410  |



Enrolment in Professional courses is more in Private Institutions than in Government both at Under Graduate and Post Graduate levels. At Post Graduate level, the share of enrolment in Professional courses is higher than at Under Graduate level; in Private Institutions the share is much higher as shown below in the two charts.



Female participation in professional courses is lower in comparison to academic courses at both Under Graduate and Post Graduate levels. The gap is higher in enrolment in professional courses in Private Institutions.



## CHAPTER 3 – ESTIMATION METHODOLOGY

Three Categories of Higher Educational Institutions, namely University, College, Stand-Alone Institution are identified and surveyed. Since there is large variation in terms of structure, programme, student enrolment etc., among universities and data from 97% of these have been collected, no estimation has been done in case of University. List of Stand-Alone Institutions as already indicated is not firm and States are revising it frequently. Keeping this in view no estimation has been done for such Institutions also. Estimation has been done only in case of Colleges for student Enrolment and Teachers at All India level and state level by adopting sampling technique assuring the sufficiency of sample in different stratum. For student enrolment estimation, level of programme has been used as stratum while in case of teaching staff post has been used as stratum. Methodology for estimation has been described in subsequent sections.

The most important and phenomenal task for the survey during 2014-15 was to compile the list of Colleges. There are numerous players in this field, which were not easily identifiable. An exhaustive list of colleges in the country was not available and therefore university was identified as best source to prepare the list of colleges. Thus, College list was dynamically generated through University during 2010-11. Software was designed in such a manner that as soon as the university uploads its form on the server, college list was automatically populated in the data-base. All the affiliating University except the 7 have uploaded the data in year 2010-2011 and therefore almost complete list of colleges were available. During 2011-12 and onwards all the remaining affiliating Universities were also contacted and comprehensive list of colleges are prepared through Institution Management Module of the portal. Presently, in order to update the college list, request for addition of colleges (new/remaining) is received from the concerned officer and added in AISHE college list based on approval of UNO/SNO.

College means any Institution, whether known as such or by any other name which provides for a course of study for obtaining any qualification from a university and which, in accordance with the rules and regulations of such university, is recognised as competent to provide for such course of study and present students undergoing such course of study for the examination for the award of such qualification. These are the institutions established or maintained by or admitted to the privileges of the University.

Colleges are generally of two types:

- (i) University/Constituent College maintained by the University
- (ii) Affiliated College

In addition to the Affiliated and Constituent colleges, for Off-Campus Centres/ PG Centres and for Recognised Centres of Universities, DCF-II (the format in which the data was required to be submitted) was available to be filled-in. All the Constituent Colleges, the Affiliated Colleges and the Off-Campus Centres were required to fill DCF-II. Constituent units of University, primarily of Private and Deemed Universities, which are integral part of University, have also been listed by these Universities as Constituent College. However, DCF-II for such units were not required to be filled. For Recognised Centres, in normal cases, DCF-II have not been filled, but in a few cases where these are independent institutions, DCF-II have been filled.

Thus, there are four types of College/Institution, for which DCF-II have been filled:

1. *Affiliated College (38013)*
2. *Constituent College (1514)*
3. *PG and off. Campus Centre (271)*
4. *Recognised Centre (1587)*

A Off-Campus Centre/ PG Centre is a centre of the University established by it, outside the main campus (within or outside the state) operated and maintained as its constituent unit, having the University's complement of facilities, faculty and staff. A Recognised Centre is an institution attached with the University for the purpose of awarding degree in respect of programmes being run in these institutions. e.g. Army Cadet College Wing, Indian Military Academy, Dehradun is not affiliated with any University but the degree in respect of Programmes run in the institute are awarded by Jawaharlal Nehru University.

*In bracket, numbers of such institutions during AISHE 2015-16 are given. State-wise number of colleges of different types is given in Table 37.*

Although intended to cover the entire population, approximately 90% colleges' data could be collected and thus to have an idea of total College's enrolment and number of Teachers, estimation adopting proper sampling methodology, was required. Constituent Colleges are mainly located in Bihar, Jharkhand and Maharashtra and most of them have uploaded the data. Therefore, enrolment and teachers for Constituent Colleges including constituent units of University has not been estimated. For PG/Off-Campus Centres and for Recognised Centres also no estimation has been made.

Thus for only affiliated colleges, enrolment and number of teachers has been estimated based on the Stratified Sampling technique. Post-Stratification has been done, after the survey for the year 2015-16 is closed.

Affiliated Colleges have been divided into two strata; one is Large College and other Small college. Large Colleges are those, which have enrolment of 3000 or more and the

remaining are Small colleges. In absence of a priori information, it has been assumed that all large colleges have uploaded the data i.e. in the population the number of large colleges is equal to the number of such colleges that have uploaded DCF-II. Thus, we have avoided over estimation of enrolment of colleges. Average enrolment at a particular Level for the colleges of a particular University has been taken to estimate the enrolment of all colleges of that University. The Estimation formula is given at Annexure-6.

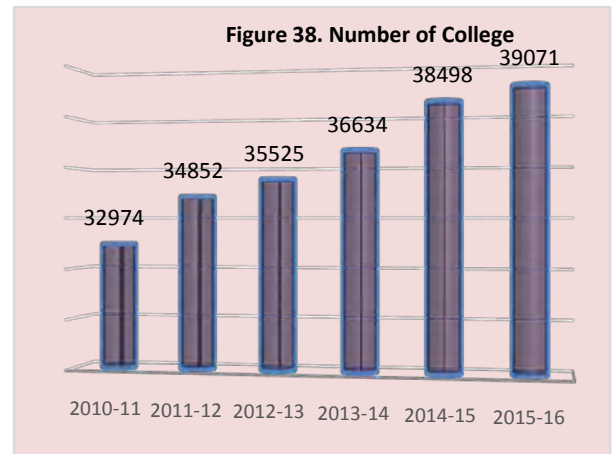
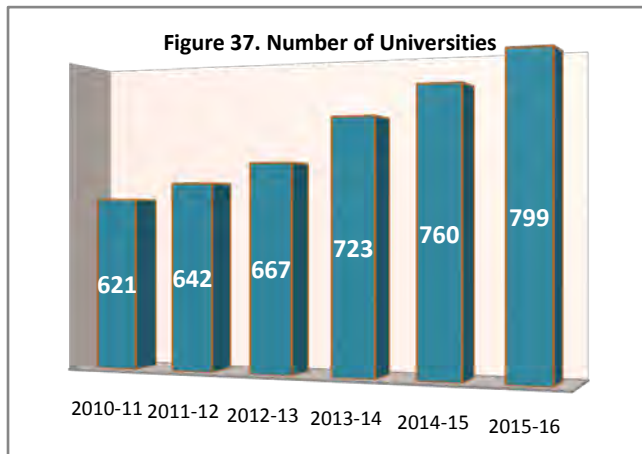
Based on the methodology explained above, state-wise total enrolment in colleges has been done only for Under Graduate and Post Graduate level, given in Table 10. Actual enrolment in case of Colleges are shown in Table 8.

For estimating number of Teachers, only those colleges have been taken into account for which enrolment has been estimated i.e. small colleges (enrolment<3000). The estimation has been done for the post of Reader/ Associate Professor and Lecturer/ Assistant Professor. Average number of teachers at these two levels for the colleges of a particular University has been taken to estimate the number of teachers of all colleges of that University.

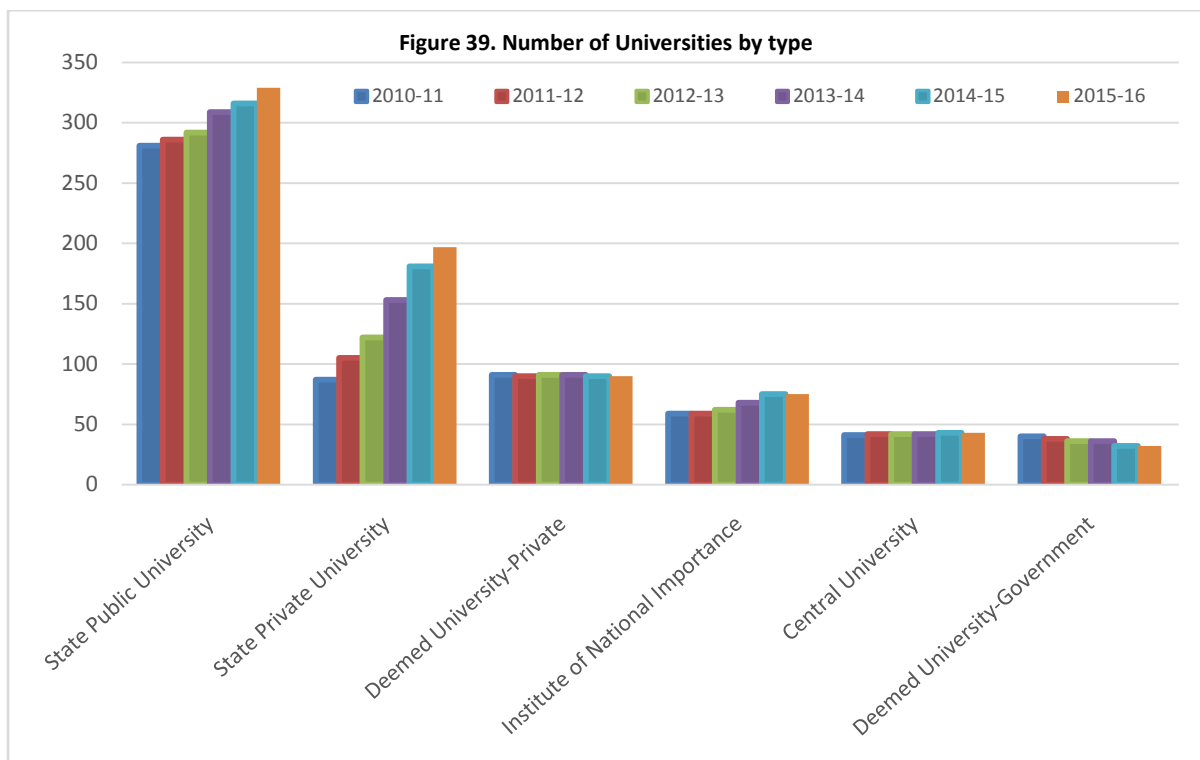
## CHAPTER4- TIME SERIES DATA ANALYSIS

### 4.1 Growth in Number of Higher Educational Institutions

The number of universities and similar institutions listed on AISHE portal has increased from 621 in 2010-11 to 799 in 2015-16 by almost 30% as shown in the figure 37. Whereas the number of colleges has increased from 32,974 in 2010-11 to 39,071 in 2015-16 by about 18% as shown in the figure 38.

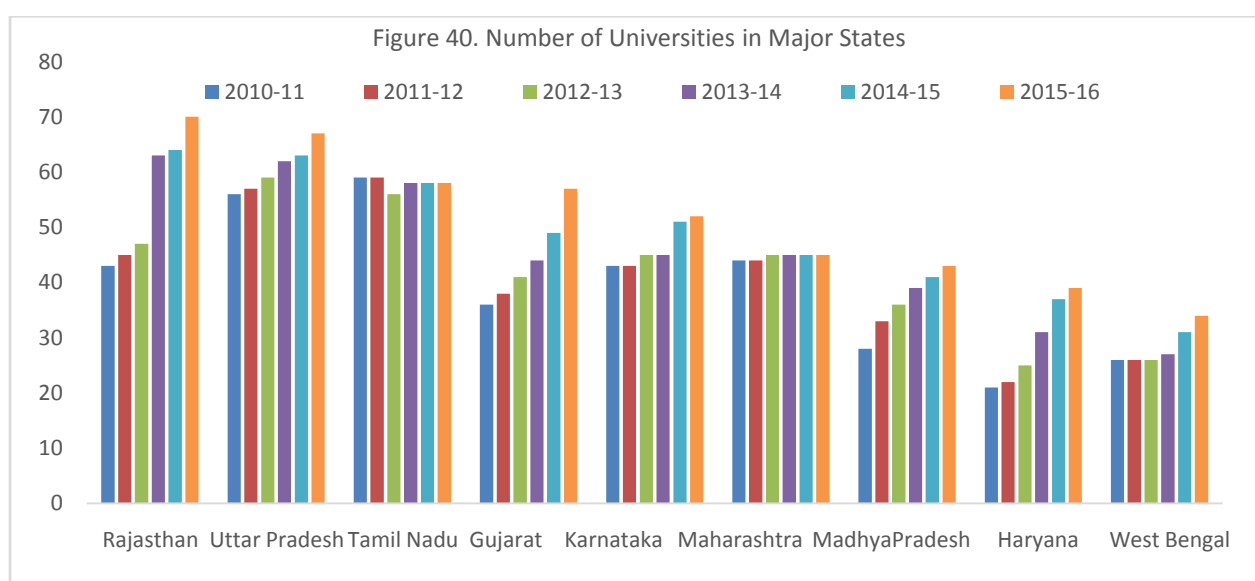


Evidently, the increase in State Private and State Public Universities are very high as shown below in table and depicted in figure 39 too.



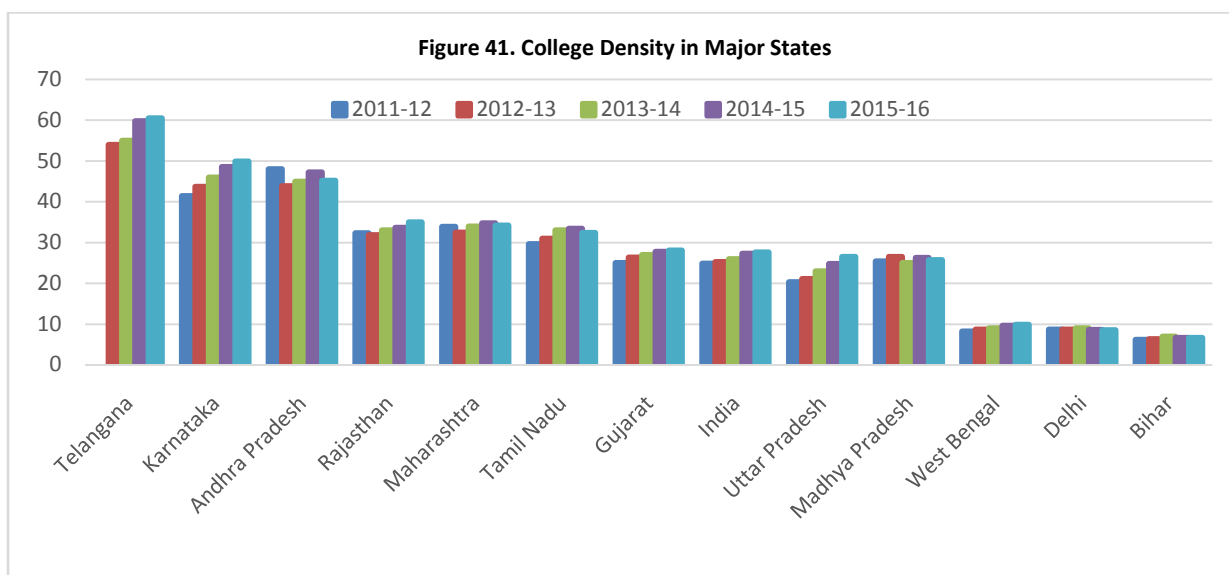
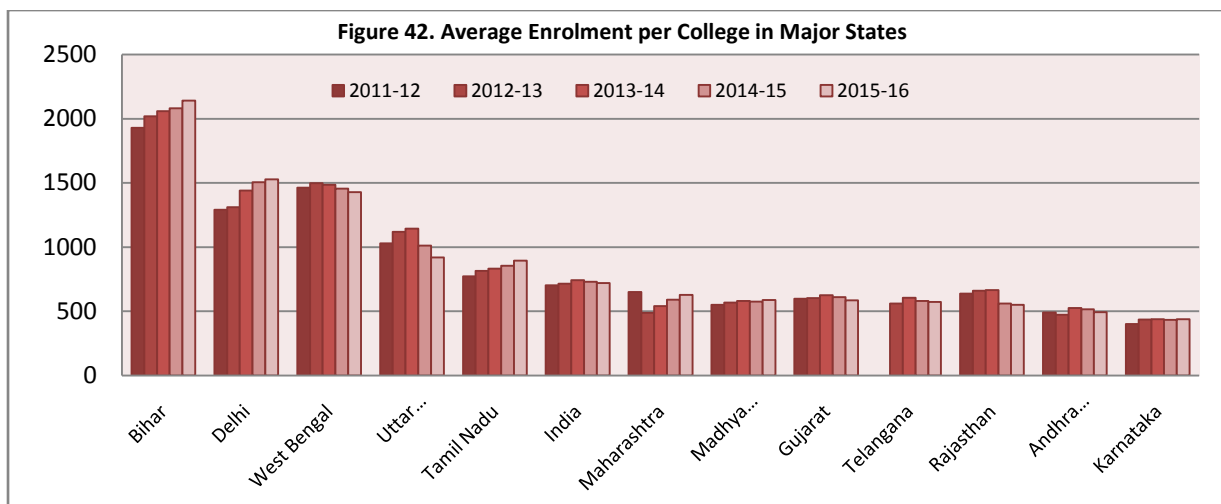
| University Type                  | Number of Universities |         |         |         |         |         |
|----------------------------------|------------------------|---------|---------|---------|---------|---------|
|                                  | 2010-11                | 2011-12 | 2012-13 | 2013-14 | 2014-15 | 2015-16 |
| State Public University          | 281                    | 286     | 292     | 309     | 316     | 329     |
| State Private University         | 87                     | 105     | 122     | 153     | 181     | 197     |
| Deemed University-Private        | 91                     | 90      | 91      | 91      | 90      | 90      |
| Institute of National Importance | 59                     | 59      | 62      | 68      | 75      | 75      |
| Central University               | 41                     | 42      | 42      | 42      | 43      | 43      |
| Deemed University-Government     | 40                     | 38      | 36      | 36      | 32      | 32      |

In several states such as Assam, Chhatisgarh, Gujarat, Haryana, Himachal Pradesh, Madhya Pradesh, Punjab, Rajasthan, Uttrakhand and West Bengal large number of Universities have come up during the period. However in Andhra Pradesh, Bihar, Jharkhand, Maharashtra, Odisha and Telangana very few Universities have started as shown in figure 40.



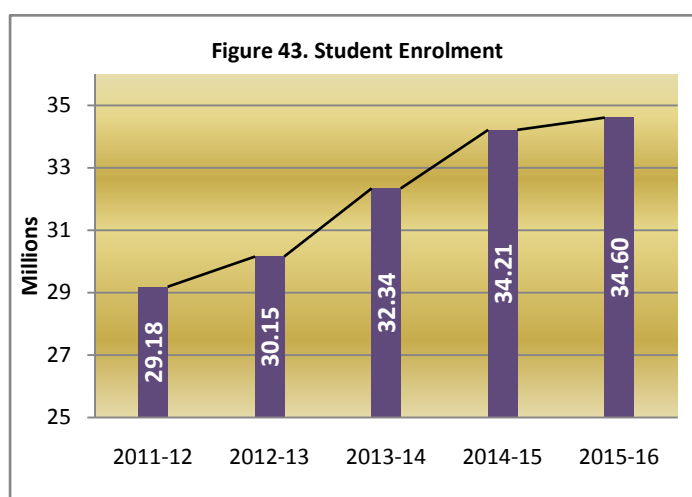
State-wise number of Universities during the last 6 years is shown in Table 40 and by type of University in Table 41. The number of colleges has increased in almost all the States.

However, college density i.e. the number of college per lakh eligible population (age-group 18-23 years) has not increased significantly; neither the average enrolment per college has increased significantly in most of the States. The time series, state-wise, data on these 3 indicators are given in Table 42. College Density in major States and Average Enrolment per College in major states are shown in the figures 41 and 42 below.



#### 4.2 Growth in Student Enrolment

The enrolment has grown considerably during the last 5 years, which has increased from 2,91,84,331 in 2011-12 to 3,45,84,781 in 2015-16. The overall growth is 18.5%. The growth in enrolment is shown in the figure 43.



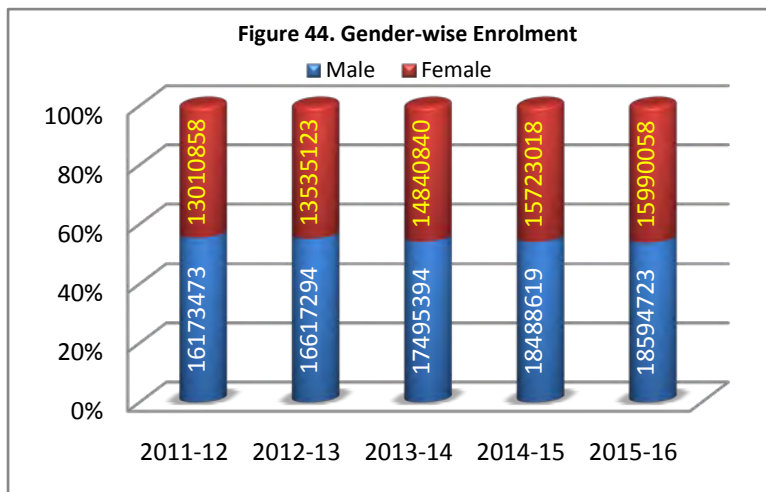
Enrolment at all the levels has increased over the years. The

Compound Annual Growth Rate (CAGR) is 3.5 during the 5 years, but in case of integrated courses, the CAGR is 16.5 as shown below.

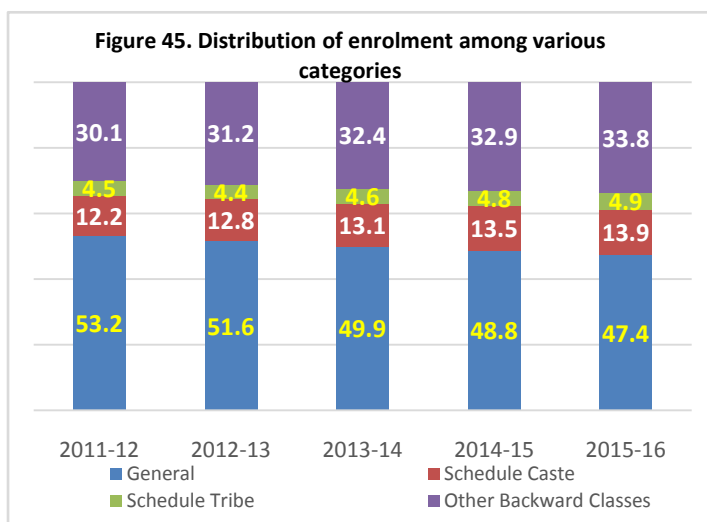


| Year        | Student Enrolment |            |               |                |            |            |             |             |             |
|-------------|-------------------|------------|---------------|----------------|------------|------------|-------------|-------------|-------------|
|             | Ph.D.             | M.Phil.    | Post Graduate | Under Graduate | PG Diploma | Diploma    | Certificate | Integrated  | Grand Total |
| 2011-12     | 81430             | 34154      | 3367190       | 23174950       | 196159     | 2071609    | 184717      | 74122       | 29184331    |
| 2012-13     | 95425             | 30374      | 3448151       | 23890309       | 194072     | 2207551    | 191871      | 94664       | 30152417    |
| 2013-14     | 107890            | 31380      | 3822219       | 25500325       | 276502     | 2285576    | 187340      | 125002      | 32336234    |
| 2014-15     | 117301            | 33371      | 3853438       | 27172346       | 215372     | 2507694    | 170245      | 141870      | 34211637    |
| 2015-16     | 126451            | 42523      | 3917156       | 27420450       | 229559     | 2549160    | 144060      | 155422      | 34584781    |
| <b>CAGR</b> |                   | <b>4.5</b> | <b>3.1</b>    | <b>3.4</b>     | <b>3.2</b> | <b>4.2</b> | <b>-4.9</b> | <b>16.0</b> | <b>3.5</b>  |

State-wise Student Enrolment at various levels during last 6 years is shown in details in Table 43. In Table 44 State-wise Student Enrolment through regular mode of education at various levels during last 6 years is given. The growth in female enrolment is more in comparison to male



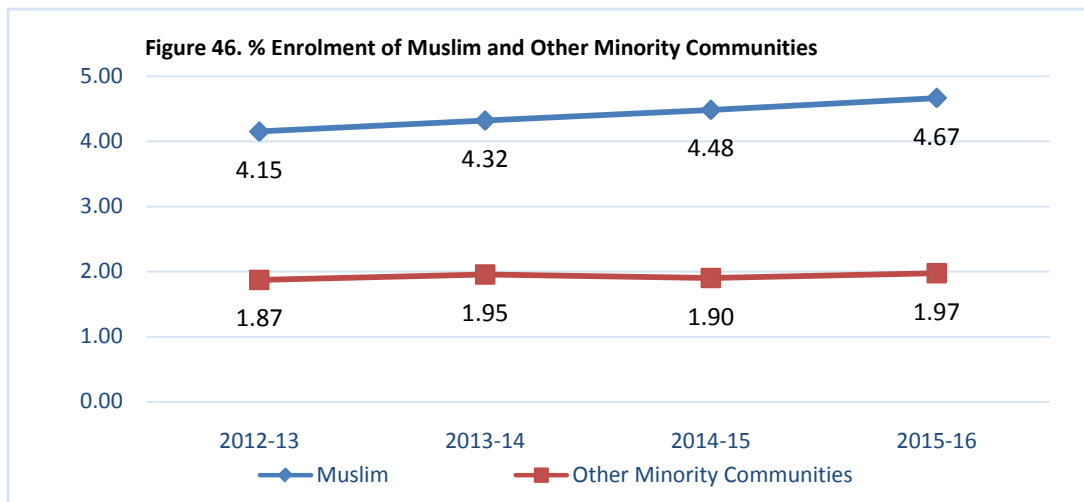
enrolment. Per 100 male students, number of female students has increased from 80 in 2011-12 to 86 in 2015-16. Gender-wise enrolment is depicted in the figure 44.



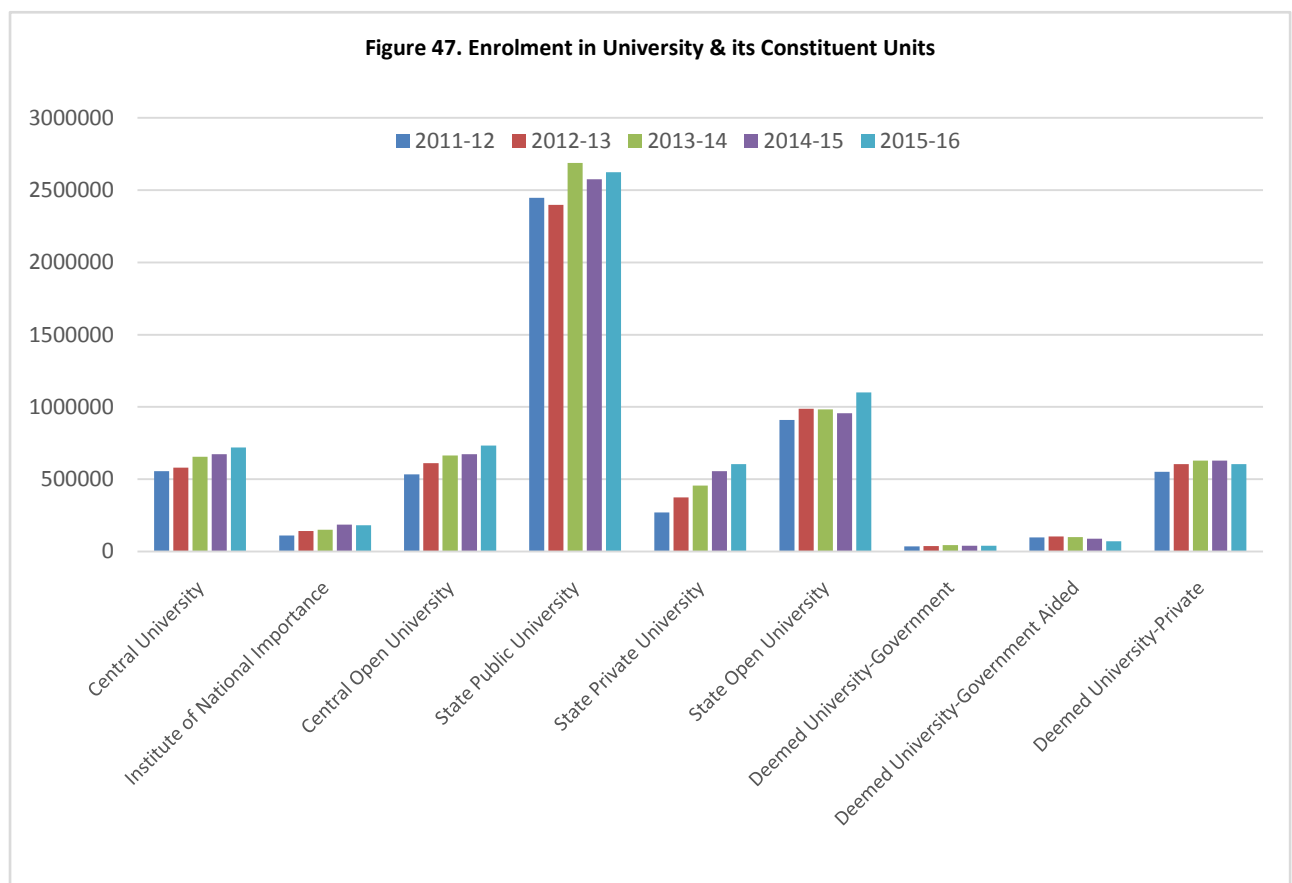
In Table 45 State-wise Category-wise Student Enrolment during last 5 years is given and in Table 46 State-wise Enrolment during last 4 years for Muslim, Other Minority and PWD is shown. Enrolment of Muslim students and student from other minority communities like Muslims, Christians, Sikhs, Buddhists, Jain and Zoroastrians (Parsis) have

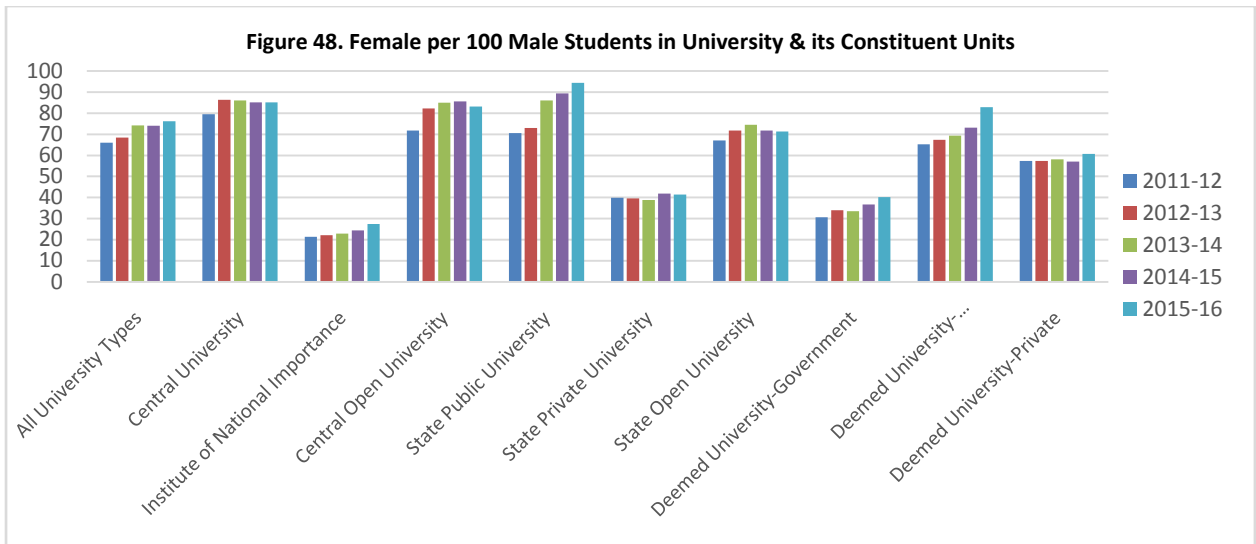
increased over the years in almost all major States which are depicted in figures 45 and 46. Enrolment of Persons with Disability (PWD) has also increased over the years

in all States but no definite trend is visible. It might be due to the reason that several institutions do not maintain proper record of PWD.

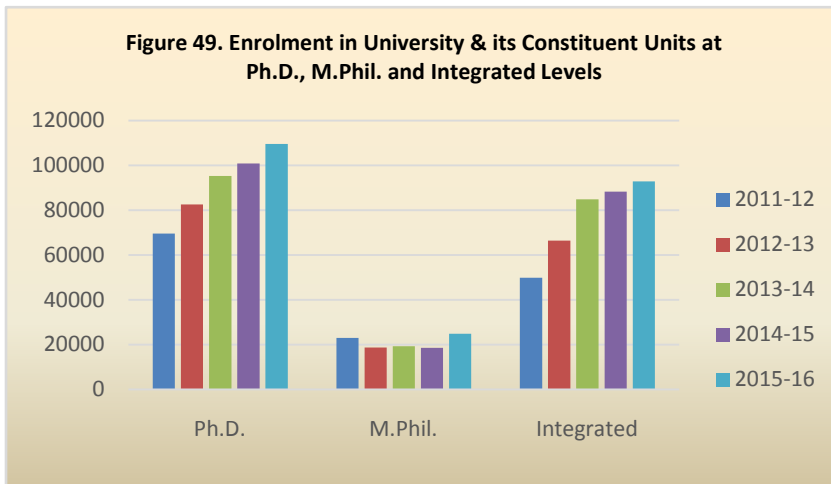


Enrolment in various types of universities including enrolment in its constituent units has also increased over the years. The increase is quite high in Central Universities and Institutions of national importance as shown in the figure 47. Female per hundred male students in various types of universities have also increased significantly in all types of universities except State Private University as shown in figure 48.

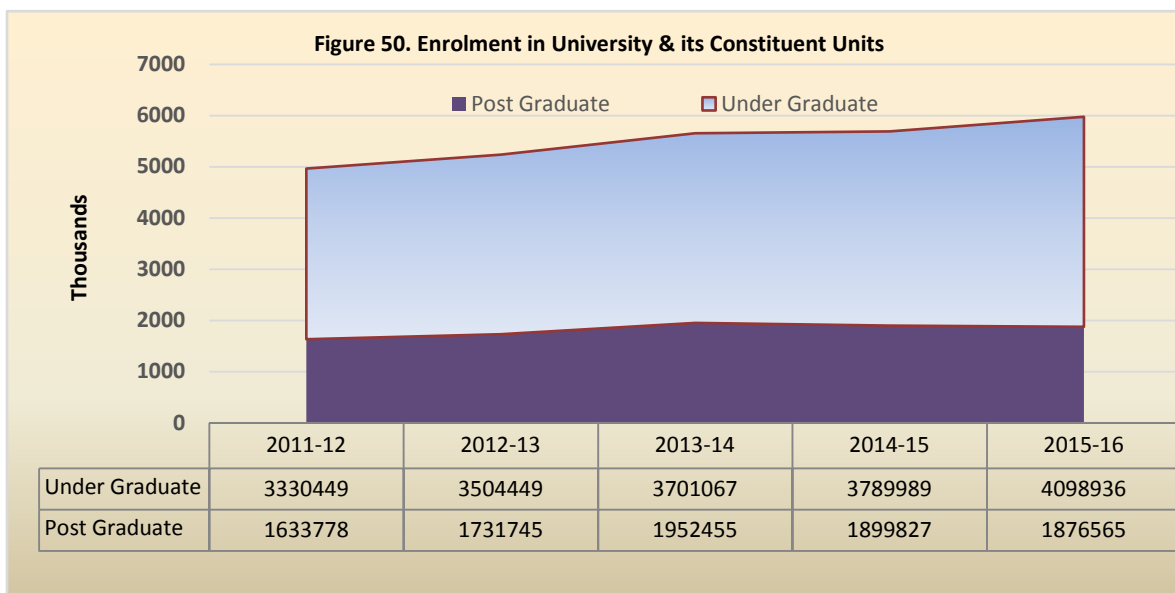




The enrolments in University & its Constituent Units at Ph.D. and Integrated levels have increased quite substantially in comparison to enrolment at Under Graduate and Post Graduate levels as shown in figures 49 and 50. The enrolment at Ph.D. level has

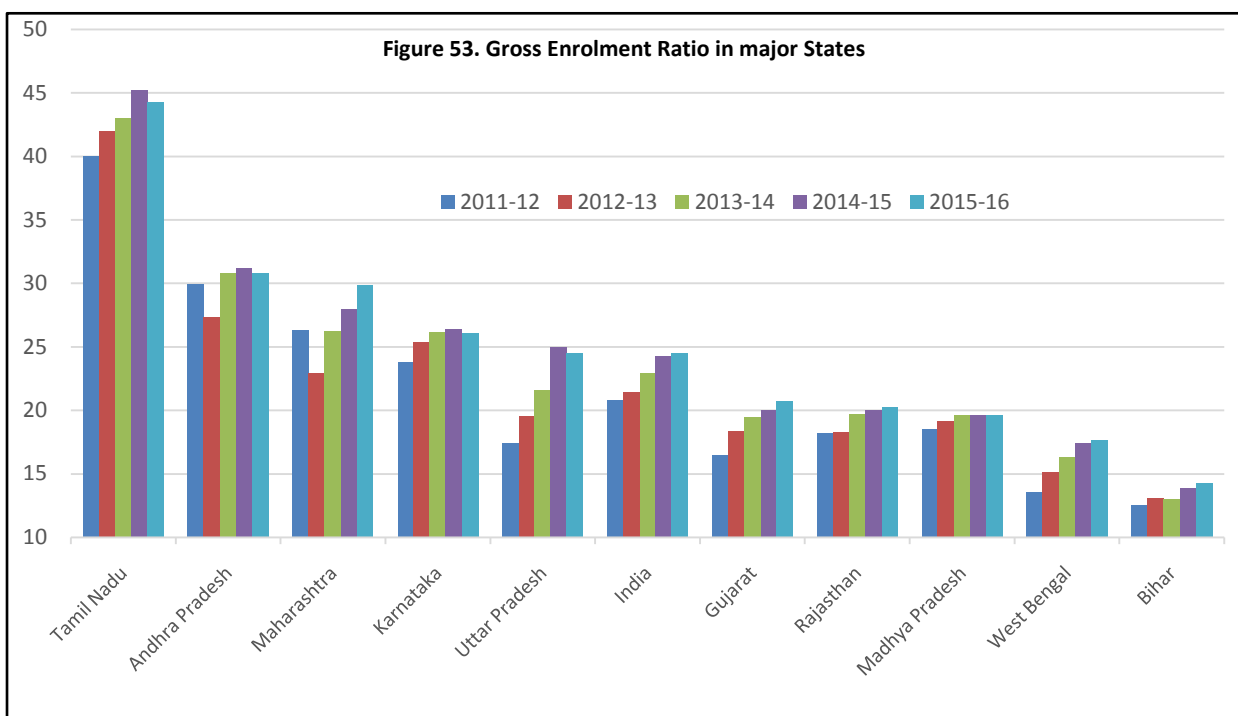
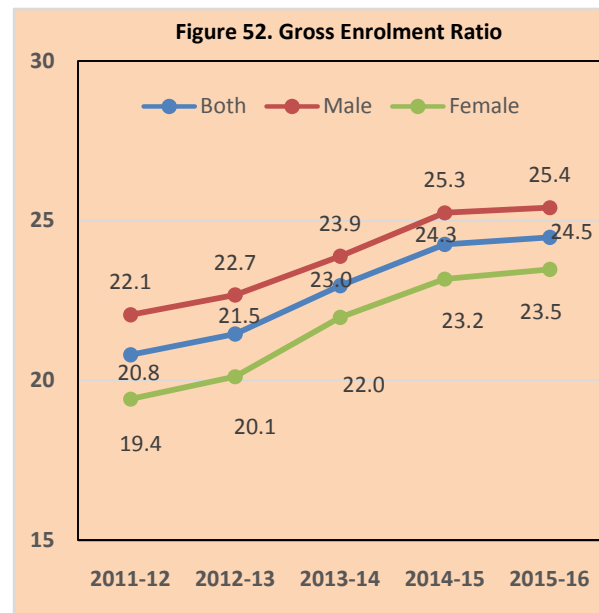
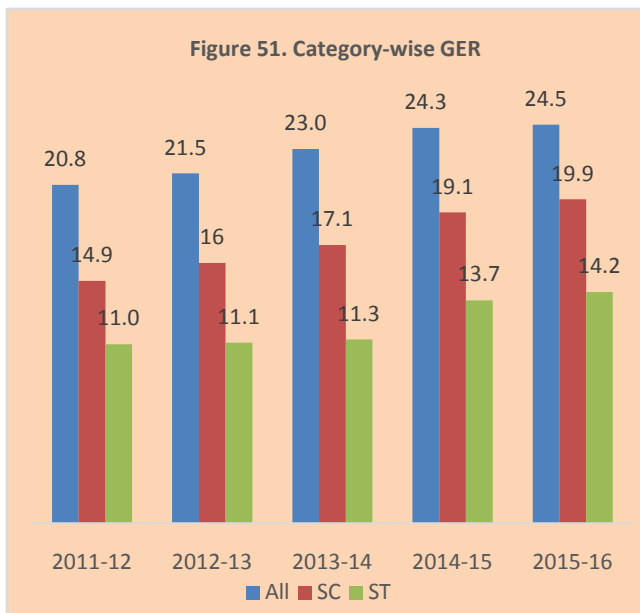


increased from 69527 to 109552 during the period, whereas the enrolment at Integrated level has increased from 49902 to 92824 during the period. Level-wise Enrolment by University Type during last 5 years are given in Table 50.



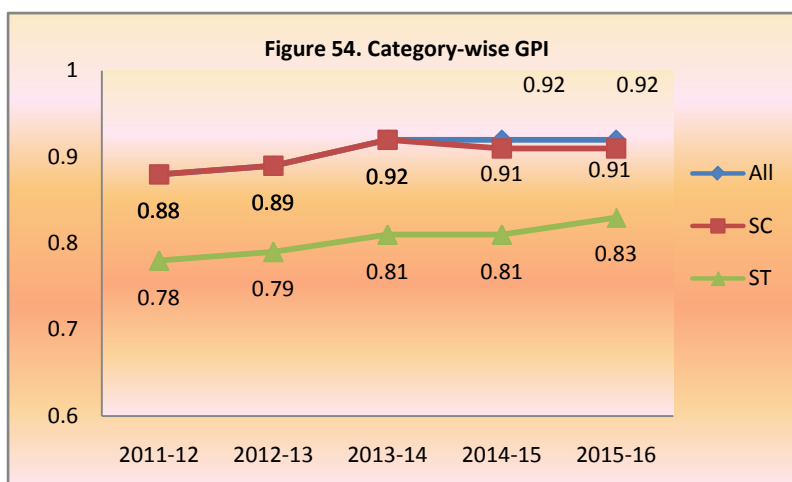
### 4.3 Trend in Gross Enrolment Ratio

Gross Enrolment Ratio (GER) has increased during the last 5 years, from 20.8 in 2011-12 to 24.5 in 2015-16. The increase is more under SC category which has increased from 14.9 in 2011-12 to 19.9 in 2015-16. In case of ST category, the GER has increased from 11.0 to 14.2 during the period. In comparison to male, the increase in GER is higher for female. The figures 51 and 52 depict the growth in GER for social category and for the two genders respectively. Gross Enrolment Ratio during last 6 years is given in Table 47. GER varies considerably in different States, although it has generally increased in all the States.



#### 4.4 Trend in Gender Parity Index

There is marginal increase in Gender Parity Index (GPI) for all the categories as shown in the figure 54. It has increased during the last 5 years, from 0.88 in 2011-12 to 0.92 in 2015-16. For SC, GPI has increased from 0.88 to 0.91 and for ST; it has increased from 0.78 to 0.83 during the period. GPI has also increased marginally across all the States. State-wise and category-wise Gender Parity Index during last 6 years is given in Table 48.



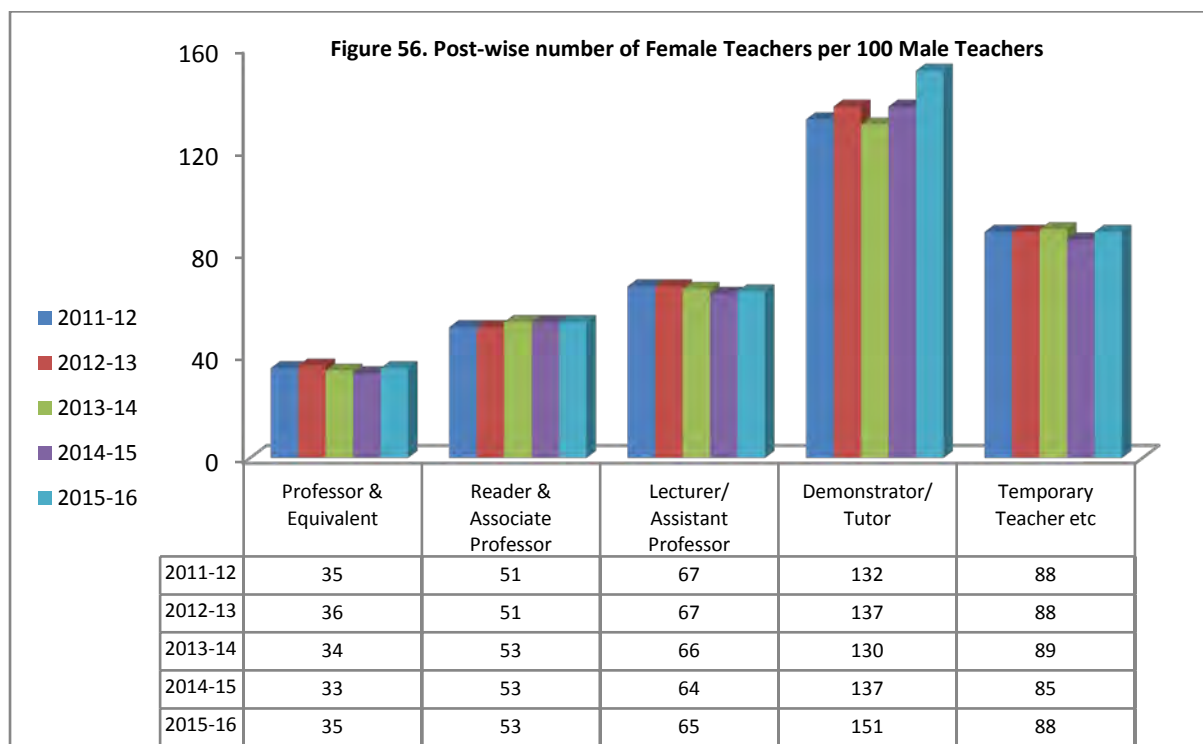
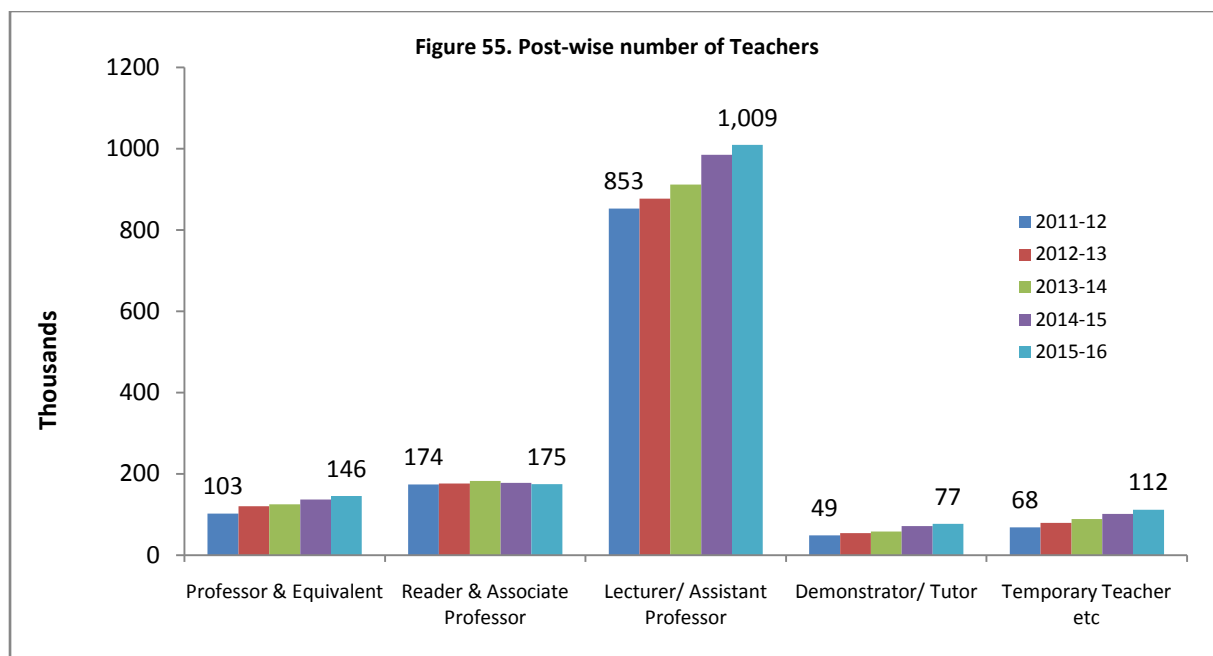
#### 4.5 Trend in Pupil Teacher Ratio

Pupil Teacher Ratio (PTR) over the years has remained stable as shown in the Table below. State-wise PTR for All Institutions, University & Colleges and University & its Constituent Units for the last 5 years taking the enrolment through Regular Mode of education and through both Regular & Distance mode are shown in Table 49.

| Year    | PTR for Regular Enrolment |                                    |
|---------|---------------------------|------------------------------------|
|         | University & Colleges     | University & its Constituent Units |
| 2011-12 | 21                        | 16                                 |
| 2012-13 | 21                        | 16                                 |
| 2013-14 | 21                        | 16                                 |
| 2014-15 | 22                        | 15                                 |
| 2015-16 | 21                        | 16                                 |

## 4.6 Growth in Number of Teachers

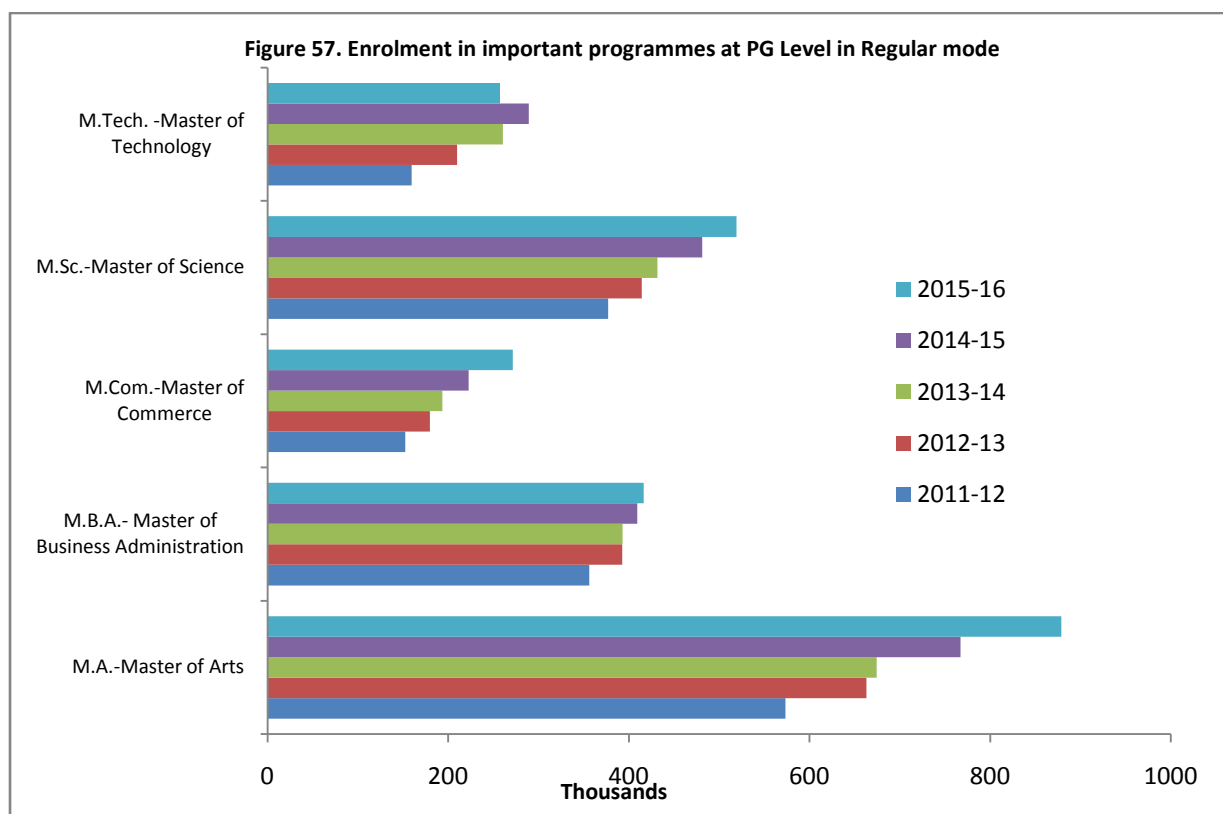
The number of Teachers has grown from 12,47,453 in 2011-12 to 15,18,813 in 2015-16, but the increase is mainly at entry level i.e. Assistant Professor as shown in figure 55. Representation of female teachers at all levels is low except for Demonstrator/ Tutor or equivalent and there is no improvement in the scenario over the years as shown in figure 56. State-wise Post-wise Number of Teachers during last 5 years is shown in Table 51.





#### 4.7 Trend in programme-wise enrolment at various levels

Enrolment in various programmes at Post Graduate and Under Graduate level has increased over the years in regular mode of education except in M.Tech., B.Tech., where it has started showing declining trend recently. In our annual publication we publish actual enrolment, which is based on the response. As response has increased over the years to negate the effect of response, for all these 5 years, programme-wise enrolment has been estimated at all India level. The estimated enrolment through regular mode of education in important programmes at Post Graduate and Under Graduate levels are shown in the two tables given below. In figure 57 enrolments in important programmes at PG level is shown in chart.



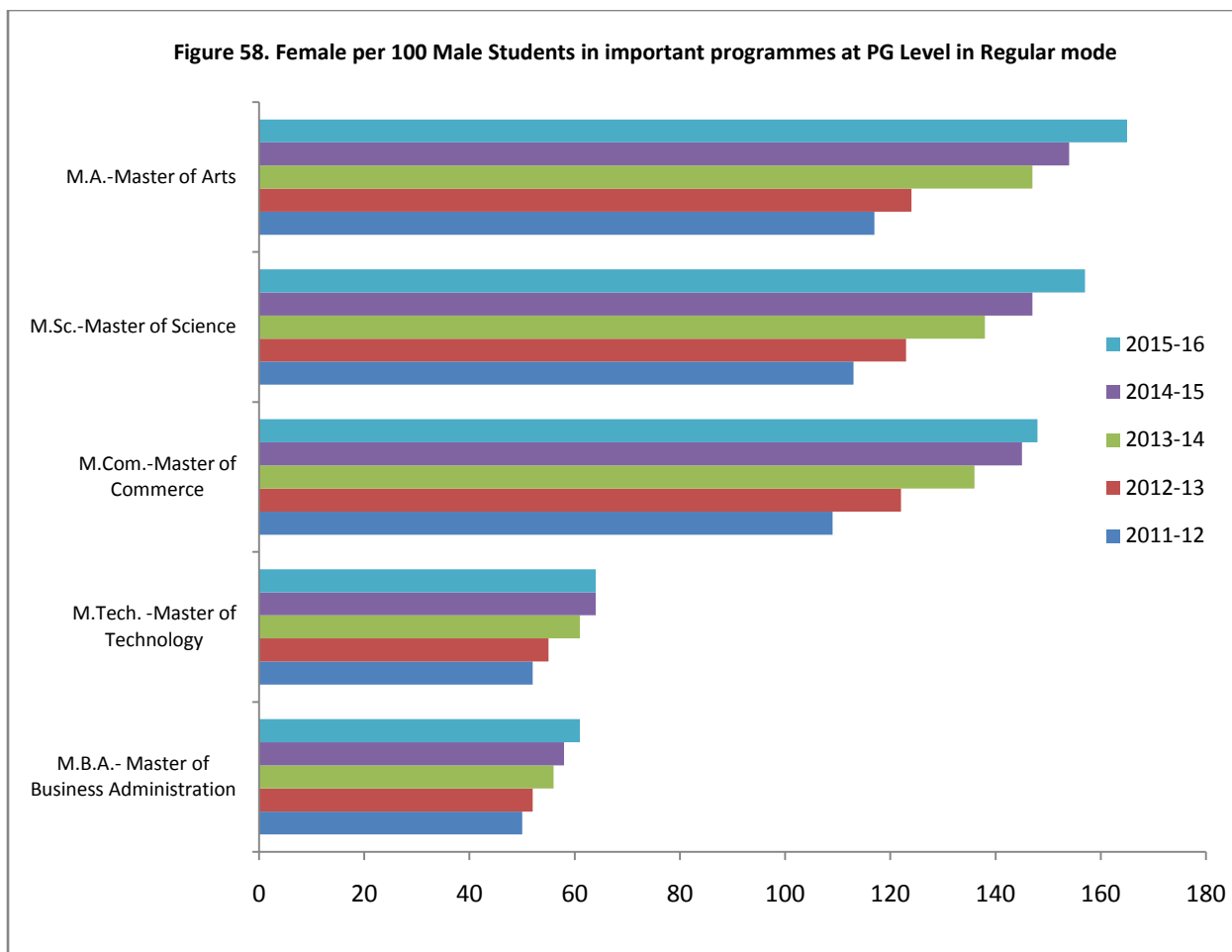
| <b>Enrolment in important programmes at Post Graduate Level in Regular mode of education</b> |                            |  |                                  |                                |                                       |
|--|----------------------------|--|----------------------------------|--------------------------------|---------------------------------------|
| <b>Year</b>  | <b>M.A.-Master of Arts</b> | <b>M.B.A.- Master of Business Administration</b> | <b>M.Com.-Master of Commerce</b> | <b>M.Sc.-Master of Science</b> | <b>M.Tech. - Master of Technology</b> |
| 2011-12  | 573528                     | 356286   | 152228                           | 377001                         | 159561                                |
| 2012-13  | 662839                     | 392587   | 179813                           | 414316                         | 209720                                |
| 2013-14  | 674447                     | 392937   | 193373                           | 431723                         | 260370                                |
| 2014-15  | 767027                     | 409432   | 222709                           | 481330                         | 289311                                |
| 2015-16  | 878677                     | 416325   | 271266                           | 519159                         | 257361                                |

| <b>Enrolment in important programmes at Under Graduate Level in Regular mode of education</b> |                |                |                |                |                |
|---|----------------|----------------|----------------|----------------|----------------|
| <b>Programme</b>  | <b>2011-12</b> | <b>2012-13</b> | <b>2013-14</b> | <b>2014-15</b> | <b>2015-16</b> |
| B.A.-Bachelor of Arts   | 6027027        | 7898579        | 9099473        | 9860520        | 9651891        |
| B.Sc.-Bachelor of Science   | 2403146        | 2947052        | 3579526        | 4299538        | 4618172        |
| B.Com.-Bachelor of Commerce   | 2364094        | 2810308        | 3117265        | 3338111        | 3422312        |
| B.Tech.-Bachelor of Technology & B.E.-<br>Bachelor of Engineering                             | 3271286        | 3775488        | 4336149        | 4254919        | 4203933        |
| B.Ed.-Bachelor of Education   | 436875         | 509355         | 559028         | 657194         | 514518         |
| B.C.A.-Bachelor of Computer Applications  | 381583         | 408739         | 421191         | 432341         | 426229         |
| B.B.A.-Bachelor of Business Administration  | 267375         | 292838         | 317024         | 343237         | 349667         |
| L.L.B.-Bachelor of Law or Laws  | 156546         | 192168         | 240419         | 283231         | 300716         |
| B.Pharm.-Bachelor of Pharmacy   | 127247         | 142630         | 174820         | 183695         | 195178         |
| B.Sc.(Nursing)-Bachelor of Science in<br>Nursing  | 126839         | 156107         | 176781         | 179496         | 191612         |
| M.B.B.S.-Bachelor of Medicine and<br>Bachelor of Surgery                                      | 110022         | 144504         | 160402         | 170406         | 191040         |

Female participation is very high and has also increased sharply at M.A., M.Sc. and M.Com levels during the last 5 years. Female participation has not increased significantly at Under Graduate level. Time series data on number of Female per 100 Male Students in important programmes at Post Graduate and Under Graduate

Levels in Regular mode of education is shown in the Table given below. Figure 58 presents the female participation at PG level.

| <b>Female per 100 Male Students in important programmes in Regular mode of education</b> |                |                |                |                |                |
|--|----------------|----------------|----------------|----------------|----------------|
| <b>Programme</b>   | <b>2011-12</b> | <b>2012-13</b> | <b>2013-14</b> | <b>2014-15</b> | <b>2015-16</b> |
| B.A.-Bachelor of Arts  | 103            | 108            | 115            | 118            | 118            |
| B.B.A.-Bachelor of Business Administration   | 58             | 59             | 63             | 64             | 65             |
| B.C.A.-Bachelor of Computer Applications   | 54             | 61             | 75             | 75             | 76             |
| B.Com.-Bachelor of Commerce  | 78             | 79             | 83             | 86             | 90             |
| B.Ed.-Bachelor of Education  | 165            | 169            | 180            | 188            | 197            |
| B.Pharm.-Bachelor of Pharmacy  | 74             | 73             | 82             | 85             | 85             |
| B.Sc.(Nursing)-Bachelor of Science in Nursing  | 546            | 527            | 523            | 462            | 445            |
| B.Sc.-Bachelor of Science  | 94             | 92             | 95             | 93             | 93             |
| B.Tech.-Bachelor of Technology & B.E.-<br>Bachelor of Engineering                        | 40             | 38             | 39             | 39             | 38             |
| L.L.B.-Bachelor of Law or Laws   | 44             | 43             | 46             | 44             | 44             |
| M.B.B.S.-Bachelor of Medicine and<br>Bachelor of Surgery                                 | 88             | 86             | 93             | 95             | 97             |
| M.A.-Master of Arts  | 117            | 124            | 147            | 154            | 165            |
| M.B.A.- Master of Business Administration  | 50             | 52             | 56             | 58             | 61             |
| M.Com.-Master of Commerce  | 109            | 122            | 136            | 145            | 148            |
| M.Sc.-Master of Science  | 113            | 123            | 138            | 147            | 157            |
| M.Tech. -Master of Technology  | 52             | 55             | 61             | 64             | 64             |



Enrolment in major programmes through Distance mode of education is shown below in the Table. Except in MBA and M.Sc., in other programmes, there is in general increase in enrolment through distance mode of education. In B.Sc., during 2015-16 it has declined after gradual increase over the 4 years.

| <b>Enrolment in important programmes through Distance mode of education</b> |                |                |                |                |                |
|---|----------------|----------------|----------------|----------------|----------------|
| <b>Programme</b>  | <b>2011-12</b> | <b>2012-13</b> | <b>2013-14</b> | <b>2014-15</b> | <b>2015-16</b> |
| B.A.-Bachelor of Arts   | 1353247        | 1360044        | 1435302        | 1380114        | 1672872        |
| B.Sc.-Bachelor of Science   | 146499         | 172442         | 272898         | 283185         | 201265         |
| B.Com.-Bachelor of Commerce   | 346432         | 372801         | 408957         | 460644         | 453274         |
| M.A.-Master of Arts   | 563009         | 597170         | 729028         | 700338         | 652216         |
| M.B.A.- Master of Business Administration                                   | 181295         | 178742         | 165260         | 148893         | 132929         |
| M.Com.-Master of Commerce   | 80644          | 86467          | 148419         | 147253         | 149447         |
| M.Sc.-Master of Science   | 111118         | 118150         | 125970         | 108962         | 96367          |

**Table 1. State & Type - Wise Number of Universities**

| State             | Central University | Central Open University | Institute of National Importance | Others    | State Public University | Institute under State Legislature Act | State Open University | State Private University | State Private Open University | Deemed University-Government | Deemed University-Government Aided | Deemed University-Private | Grand Total |
|-------------------|--------------------|-------------------------|----------------------------------|-----------|-------------------------|---------------------------------------|-----------------------|--------------------------|-------------------------------|------------------------------|------------------------------------|---------------------------|-------------|
| 1                 | 2                  | 3                       | 4                                | 5         | 6                       | 7                                     | 8                     | 9                        | 10                            | 11                           | 12                                 | 13                        | 14          |
| Andhra Pradesh    |                    |                         | 1                                | 1         | 20                      | 1                                     |                       |                          |                               | 1                            |                                    | 4                         | 28          |
| Arunachal Pradesh | 1                  |                         | 1                                |           |                         |                                       |                       | 5                        | 1                             | 1                            |                                    |                           | 9           |
| Assam             | 2                  |                         | 2                                | 1         | 11                      |                                       | 1                     | 4                        |                               |                              |                                    |                           | 21          |
| Bihar             | 2                  |                         | 3                                |           | 14                      | 1                                     | 1                     |                          |                               | 1                            |                                    |                           | 22          |
| Chandigarh        |                    |                         | 1                                |           | 1                       |                                       |                       |                          |                               | 1                            |                                    |                           | 3           |
| Chhatisgarh       | 1                  |                         | 2                                |           | 11                      |                                       | 1                     | 7                        |                               |                              |                                    |                           | 22          |
| Delhi             | 4                  | 1                       | 4                                | 1         | 6                       |                                       |                       |                          |                               | 7                            | 2                                  | 1                         | 26          |
| Goa               |                    |                         | 1                                |           | 1                       |                                       |                       |                          |                               |                              |                                    |                           | 2           |
| Gujarat           | 1                  |                         | 2                                | 1         | 28                      |                                       | 1                     | 22                       |                               |                              | 1                                  | 1                         | 57          |
| Haryana           | 1                  |                         | 1                                | 1         | 14                      |                                       |                       | 17                       |                               | 2                            |                                    | 3                         | 39          |
| Himachal Pradesh  | 1                  |                         | 2                                | 1         | 4                       |                                       |                       | 17                       |                               |                              |                                    |                           | 25          |
| Jammu and Kashmir | 2                  |                         | 1                                |           | 7                       | 1                                     |                       |                          |                               |                              |                                    |                           | 11          |
| Jharkhand         | 1                  |                         | 1                                |           | 7                       |                                       |                       | 3                        |                               | 1                            |                                    | 1                         | 14          |
| Karnataka         | 1                  |                         | 1                                | 1         | 25                      |                                       | 1                     | 8                        |                               | 4                            |                                    | 11                        | 52          |
| Kerala            | 1                  |                         | 3                                | 1         | 13                      |                                       |                       |                          |                               | 2                            |                                    |                           | 20          |
| Madhya Pradesh    | 2                  |                         | 7                                |           | 18                      |                                       | 1                     | 14                       |                               | 1                            |                                    |                           | 43          |
| Maharashtra       | 1                  |                         | 3                                |           | 19                      |                                       | 1                     |                          |                               | 7                            | 2                                  | 12                        | 45          |
| Manipur           | 2                  |                         | 1                                | 1         |                         |                                       |                       |                          |                               |                              |                                    |                           | 4           |
| Meghalaya         | 1                  |                         | 1                                |           |                         |                                       |                       | 8                        |                               |                              |                                    |                           | 10          |
| Mizoram           | 1                  |                         | 1                                |           |                         |                                       |                       | 1                        |                               |                              |                                    |                           | 3           |
| Nagaland          | 1                  |                         | 1                                |           |                         |                                       |                       | 2                        |                               |                              |                                    |                           | 4           |
| Odisha            | 1                  |                         | 3                                |           | 12                      |                                       |                       | 3                        |                               |                              |                                    | 2                         | 21          |
| Puducherry        | 1                  |                         | 2                                |           |                         |                                       |                       |                          |                               |                              |                                    | 1                         | 4           |
| Punjab            | 1                  |                         | 4                                |           | 9                       |                                       |                       | 10                       |                               | 1                            |                                    | 1                         | 26          |
| Rajasthan         | 1                  |                         | 3                                | 1         | 22                      |                                       | 1                     | 34                       |                               |                              |                                    | 8                         | 70          |
| Sikkim            | 1                  |                         | 1                                |           |                         |                                       |                       | 5                        |                               |                              |                                    |                           | 7           |
| Tamil Nadu        | 2                  |                         | 6                                | 1         | 20                      |                                       | 1                     |                          |                               |                              | 2                                  | 26                        | 58          |
| Telangana         | 3                  |                         | 2                                |           | 12                      | 1                                     | 1                     |                          |                               |                              |                                    | 2                         | 21          |
| Tripura           | 1                  |                         | 1                                |           |                         |                                       |                       | 1                        |                               |                              |                                    |                           | 3           |
| Uttar Pradesh     | 4                  |                         | 5                                | 1         | 23                      | 1                                     | 1                     | 23                       |                               | 2                            | 3                                  | 4                         | 67          |
| Uttrakhand        | 1                  |                         | 3                                |           | 9                       |                                       | 1                     | 11                       |                               | 1                            | 1                                  | 1                         | 28          |
| West Bengal       | 1                  |                         | 5                                | 1         | 23                      |                                       | 1                     | 2                        |                               |                              |                                    | 1                         | 34          |
| <b>All India</b>  | <b>43</b>          | <b>1</b>                | <b>75</b>                        | <b>13</b> | <b>329</b>              | <b>5</b>                              | <b>13</b>             | <b>197</b>               | <b>1</b>                      | <b>32</b>                    | <b>11</b>                          | <b>79</b>                 | <b>799</b>  |

*In UTs of, Andaman & Nicobar Islands, Dadra & Nagar Haveli, Daman & Diu and Lakshadweep, there are no Universities.*

**Table 2. State & Specialisation - Wise Number of Universities  
(based on actual response)**

| State             | General    | Agriculture | Cultural Studies | Fine Arts | Fisheries | Gandhian/Religious Studies | Journalism & Mass Communication | Language | Law       | Medical   |
|-------------------|------------|-------------|------------------|-----------|-----------|----------------------------|---------------------------------|----------|-----------|-----------|
| 1                 | 2          | 3           | 4                | 5         | 6         | 7                          | 8                               | 9        | 10        | 12        |
| Andhra Pradesh    | 15         | 1           |                  |           |           |                            |                                 | 1        | 1         | 2         |
| Arunachal Pradesh | 6          |             |                  |           |           |                            |                                 |          |           |           |
| Assam             | 13         | 1           |                  |           |           |                            |                                 |          | 1         | 1         |
| Bihar             | 14         | 2           |                  |           |           |                            |                                 |          | 1         | 2         |
| Chandigarh        | 1          |             |                  |           |           |                            |                                 |          |           | 1         |
| Chhatisgarh       | 12         | 1           |                  | 1         |           |                            | 1                               |          | 1         | 2         |
| Delhi             | 8          | 1           |                  |           |           |                            |                                 |          | 2         | 2         |
| Goa               | 1          |             |                  |           |           |                            |                                 |          |           |           |
| Gujarat           | 35         | 4           |                  |           |           | 1                          |                                 |          | 1         | 3         |
| Haryana           | 26         | 2           |                  |           |           |                            |                                 |          |           | 2         |
| Himachal Pradesh  | 19         | 2           |                  |           |           |                            |                                 |          |           |           |
| Jammu and Kashmir | 6          | 2           |                  |           |           |                            |                                 |          |           | 1         |
| Jharkhand         | 9          | 1           |                  |           |           |                            |                                 |          | 1         |           |
| Karnataka         | 26         | 5           |                  | 2         |           |                            |                                 |          | 2         | 6         |
| Kerala            | 7          | 1           |                  | 1         | 1         |                            |                                 | 1        | 1         | 1         |
| Madhya Pradesh    | 25         | 2           |                  | 1         |           |                            | 1                               |          | 1         | 1         |
| Maharashtra       | 23         | 4           |                  |           | 1         |                            |                                 | 1        |           | 5         |
| Manipur           | 1          |             |                  |           |           |                            |                                 |          |           |           |
| Meghalaya         | 5          |             |                  |           |           |                            |                                 |          |           |           |
| Mizoram           | 2          |             |                  |           |           |                            |                                 |          |           |           |
| Nagaland          | 3          |             |                  |           |           |                            |                                 |          |           |           |
| Odisha            | 13         | 1           | 1                |           |           |                            |                                 |          | 1         | 1         |
| Puducherry        | 1          |             |                  |           |           |                            |                                 |          |           | 2         |
| Punjab            | 12         | 1           |                  |           |           |                            |                                 |          | 1         | 3         |
| Rajasthan         | 41         | 3           |                  |           |           |                            | 1                               |          | 1         | 7         |
| Sikkim            | 4          |             |                  |           |           |                            |                                 |          |           |           |
| Tamil Nadu        | 32         | 1           |                  |           | 1         |                            |                                 | 2        | 2         | 2         |
| Telangana         | 12         | 2           |                  |           |           |                            |                                 | 1        | 1         |           |
| Tripura           | 2          |             |                  |           |           |                            |                                 |          |           |           |
| Uttar Pradesh     | 43         | 5           |                  | 1         |           |                            |                                 | 1        | 1         | 1         |
| Uttrakhand        | 18         | 3           |                  |           |           |                            |                                 |          |           | 4         |
| West Bengal       | 24         | 3           |                  |           |           |                            |                                 |          | 1         | 1         |
| <b>All India</b>  | <b>459</b> | <b>48</b>   | <b>1</b>         | <b>6</b>  | <b>3</b>  | <b>1</b>                   | <b>3</b>                        | <b>7</b> | <b>20</b> | <b>50</b> |



**Table 2. State & Specialisation - Wise Number of Universities(based on actual response)**

| State             | Oriental Learning | Rural Development | Sanskrit | Sports/Yoga/Physical Education | Technical | Veterinary | Others | Grand Total |
|-------------------|-------------------|-------------------|----------|--------------------------------|-----------|------------|--------|-------------|
| 1                 |                   | 13                |          |                                | 14        | 15         | 16     | 19          |
| Andhra Pradesh    |                   |                   | 1        |                                | 5         | 1          | 1      | 28          |
| Arunachal Pradesh |                   |                   |          |                                |           |            | 1      | 7           |
| Assam             |                   |                   |          |                                | 4         |            |        | 20          |
| Bihar             | 1                 |                   | 1        |                                | 1         |            |        | 22          |
| Chandigarh        |                   |                   |          |                                | 1         |            |        | 3           |
| Chhatisgarh       |                   |                   |          |                                | 2         | 1          | 1      | 22          |
| Delhi             |                   |                   | 2        |                                | 8         |            | 3      | 26          |
| Goa               |                   |                   |          |                                | 1         |            |        | 2           |
| Gujarat           |                   |                   | 1        | 2                              | 4         | 1          | 5      | 57          |
| Haryana           |                   |                   |          |                                | 4         | 1          | 2      | 37          |
| Himachal Pradesh  |                   |                   |          |                                | 3         |            | 1      | 25          |
| Jammu and Kashmir |                   |                   |          |                                | 2         |            |        | 11          |
| Jharkhand         |                   |                   |          |                                | 3         |            |        | 14          |
| Karnataka         |                   |                   | 1        |                                | 3         | 1          | 4      | 50          |
| Kerala            |                   |                   |          |                                | 3         | 1          | 3      | 20          |
| Madhya Pradesh    |                   | 1                 | 1        | 1                              | 6         | 1          | 1      | 42          |
| Maharashtra       |                   |                   | 1        |                                | 4         | 1          | 5      | 45          |
| Manipur           |                   |                   |          |                                | 2         |            |        | 3           |
| Meghalaya         |                   |                   |          |                                | 2         |            |        | 7           |
| Mizoram           |                   |                   |          |                                | 1         |            |        | 3           |
| Nagaland          |                   |                   |          |                                | 1         |            |        | 4           |
| Odisha            |                   |                   | 1        |                                | 3         |            |        | 21          |
| Puducherry        |                   |                   |          |                                | 1         |            |        | 4           |
| Punjab            |                   |                   |          |                                | 6         | 1          | 1      | 25          |
| Rajasthan         |                   |                   | 1        |                                | 4         | 1          | 3      | 62          |
| Sikkim            |                   |                   |          |                                | 1         |            | 1      | 6           |
| Tamil Nadu        |                   | 1                 |          | 1                              | 10        | 1          | 4      | 57          |
| Telangana         |                   |                   |          |                                | 2         |            | 1      | 19          |
| Tripura           |                   |                   |          |                                | 1         |            |        | 3           |
| Uttar Pradesh     | 1                 |                   |          |                                | 8         | 2          | 4      | 67          |
| Uttrakhand        |                   |                   | 1        |                                | 2         |            |        | 28          |
| West Bengal       |                   |                   |          |                                | 3         |            | 2      | 34          |
| All India         | 2                 | 2                 | 11       | 4                              | 101       | 13         | 43     | 774         |

**Table 3. State-wise Distribution of Districts in Different Ranges of number of Colleges**

| State                     | Number of College |           |            |            |           |           |          |          |          |
|---------------------------|-------------------|-----------|------------|------------|-----------|-----------|----------|----------|----------|
|                           | Less than 10      | 10-19     | 20-49      | 50-99      | 100-199   | 200-299   | 300-399  | 400-499  | 500-999  |
| 1                         | 2                 | 3         | 4          | 5          | 6         | 7         | 8        | 9        | 10       |
| Andaman & Nicobar Islands | 3                 |           |            |            |           |           |          |          |          |
| Andhra Pradesh            |                   |           |            |            | 8         | 5         |          |          |          |
| Arunachal Pradesh         | 11                |           |            |            |           |           |          |          |          |
| Assam                     | 5                 | 11        | 10         |            | 1         |           |          |          |          |
| Bihar                     | 9                 | 17        | 9          | 1          | 1         |           |          |          |          |
| Chandigarh                |                   |           | 1          |            |           |           |          |          |          |
| Chhatisgarh               | 10                | 5         | 6          | 2          | 2         |           |          |          |          |
| Dadra & Nagar Haveli      | 1                 |           |            |            |           |           |          |          |          |
| Daman & Diu               | 2                 |           |            |            |           |           |          |          |          |
| Delhi                     | 1                 | 3         | 5          |            |           |           |          |          |          |
| Goa                       |                   | 1         | 1          |            |           |           |          |          |          |
| Gujarat                   | 8                 | 3         | 9          | 4          | 8         | 1         |          |          |          |
| Haryana                   |                   | 1         | 8          | 12         |           |           |          |          |          |
| Himachal Pradesh          | 2                 | 3         | 4          | 3          |           |           |          |          |          |
| Jammu and Kashmir         | 13                | 5         | 3          | 1          |           |           |          |          |          |
| Jharkhand                 | 13                | 5         | 5          | 1          |           |           |          |          |          |
| Karnataka                 |                   | 1         | 6          | 13         | 6         | 3         |          |          | 1        |
| Kerala                    |                   |           | 2          | 6          | 6         |           |          |          |          |
| Lakshadweep               |                   |           |            |            |           |           |          |          |          |
| Madhya Pradesh            | 5                 | 10        | 24         | 7          | 1         | 3         |          |          |          |
| Maharashtra               | 1                 |           | 3          | 12         | 15        | 2         | 1        | 2        |          |
| Manipur                   | 6                 | 2         | 1          |            |           |           |          |          |          |
| Meghalaya                 | 6                 | 1         | 1          |            |           |           |          |          |          |
| Mizoram                   | 7                 | 1         |            |            |           |           |          |          |          |
| Nagaland                  | 9                 |           | 2          |            |           |           |          |          |          |
| Odisha                    | 6                 | 5         | 14         | 4          | 1         |           |          |          |          |
| Puducherry                | 2                 | 1         |            | 1          |           |           |          |          |          |
| Punjab                    | 2                 |           | 11         | 8          | 1         |           |          |          |          |
| Rajasthan                 | 1                 | 1         | 13         | 8          | 6         | 3         |          |          | 1        |
| Sikkim                    | 2                 | 1         |            |            |           |           |          |          |          |
| Tamil Nadu                | 1                 | 1         | 11         | 10         | 7         | 2         |          |          |          |
| Telangana                 |                   |           |            |            | 5         | 2         | 1        | 2        |          |
| Tripura                   | 5                 |           | 1          |            |           |           |          |          |          |
| Uttar Pradesh             | 5                 | 5         | 14         | 28         | 18        | 4         | 1        |          |          |
| Uttarakhand               | 4                 | 4         | 2          | 2          | 1         |           |          |          |          |
| West Bengal               |                   | 3         | 8          | 5          | 3         |           |          |          |          |
| <b>All India</b>          | <b>140</b>        | <b>90</b> | <b>174</b> | <b>128</b> | <b>90</b> | <b>25</b> | <b>3</b> | <b>4</b> | <b>2</b> |

**Table 4. Number of College per Lakh Population(18-23 YEARS), Average Enrolment per College**

| Sl. No. | STATES/UTs                | No. of College | College per lakh population | Average Enrolment per College |
|---------|---------------------------|----------------|-----------------------------|-------------------------------|
| 1       | 2                         | 3              | 4                           | 5                             |
| 1       | Andaman & Nicobar Islands | 7              | 15                          | 888                           |
| 2       | Andhra Pradesh            | 2532           | 45                          | 494                           |
| 3       | Arunachal Pradesh         | 28             | 17                          | 1356                          |
| 4       | Assam                     | 539            | 15                          | 942                           |
| 5       | Bihar                     | 744            | 7                           | 2142                          |
| 6       | Chandigarh                | 25             | 14                          | 1871                          |
| 7       | Chhatisgarh               | 706            | 23                          | 527                           |
| 8       | Dadra & Nagar Haveli      | 8              | 13                          | 747                           |
| 9       | Daman & Diu               | 8              | 15                          | 382                           |
| 10      | Delhi                     | 191            | 9                           | 1527                          |
| 11      | Goa                       | 55             | 32                          | 560                           |
| 12      | Gujarat                   | 2019           | 28                          | 585                           |
| 13      | Haryana                   | 1113           | 35                          | 646                           |
| 14      | Himachal Pradesh          | 348            | 47                          | 520                           |
| 15      | Jammu and Kashmir         | 329            | 25                          | 644                           |
| 16      | Jharkhand                 | 328            | 9                           | 1716                          |
| 17      | Karnataka                 | 3555           | 50                          | 438                           |
| 18      | Kerala                    | 1302           | 43                          | 521                           |
| 19      | Lakshadweep               | 0              | 0                           | 0                             |
| 20      | Madhya Pradesh            | 2260           | 26                          | 589                           |
| 21      | Maharashtra               | 4569           | 34                          | 628                           |
| 22      | Manipur                   | 87             | 30                          | 1070                          |
| 23      | Meghalaya                 | 63             | 18                          | 1087                          |
| 24      | Mizoram                   | 29             | 22                          | 653                           |
| 25      | Nagaland                  | 65             | 26                          | 416                           |
| 26      | Odisha                    | 1076           | 23                          | 661                           |
| 27      | Puducherry                | 84             | 55                          | 542                           |
| 28      | Punjab                    | 1050           | 32                          | 633                           |
| 29      | Rajasthan                 | 3050           | 35                          | 551                           |
| 30      | Sikkim                    | 16             | 20                          | 580                           |
| 31      | Tamil Nadu                | 2368           | 32                          | 895                           |
| 32      | Telangana                 | 2454           | 60                          | 574                           |
| 33      | Tripura                   | 51             | 12                          | 1097                          |
| 34      | Uttar Pradesh             | 6491           | 26                          | 920                           |
| 35      | Uttrakhand                | 439            | 36                          | 684                           |
| 36      | West Bengal               | 1082           | 10                          | 1427                          |
|         | <b>All India</b>          | <b>39071</b>   | <b>28</b>                   | <b>721</b>                    |

**Table 4a. Specialization-wise number of Colleges  
(based on actual response)**

| State                     | General      | Agriculture | Architecture | Arts       | Commerce   | Computer Application | Education/Teacher Education | Engineering & Technology | Fine Arts  | Fisheries |
|---------------------------|--------------|-------------|--------------|------------|------------|----------------------|-----------------------------|--------------------------|------------|-----------|
| 1                         | 2            | 3           | 4            | 5          | 6          | 7                    | 8                           | 9                        | 10         | 11        |
| Andaman & Nicobar Islands | 4            |             |              |            |            |                      | 1                           |                          |            |           |
| Andhra Pradesh            | 1862         | 7           | 4            | 5          | 4          | 5                    | 59                          | 221                      | 1          | 1         |
| Arunachal Pradesh         | 15           |             |              |            |            |                      | 4                           |                          |            |           |
| Assam                     | 339          | 1           | 1            | 27         | 10         |                      | 38                          | 5                        | 2          | 1         |
| Bihar                     | 473          | 6           |              | 2          | 1          | 1                    | 43                          | 26                       | 2          |           |
| Chandigarh                | 11           |             | 1            |            | 1          |                      | 3                           | 2                        | 1          |           |
| Chhatisgarh               | 458          | 21          | 1            | 1          | 1          | 6                    | 41                          | 59                       | 4          | 1         |
| Dadra & Nagar Haveli      | 2            |             |              |            |            |                      | 1                           | 1                        |            |           |
| Daman & Diu               | 5            |             |              |            |            |                      | 1                           | 2                        |            |           |
| Delhi                     | 91           |             | 2            |            | 1          | 3                    | 13                          | 15                       | 3          |           |
| Goa                       | 29           |             | 1            |            | 1          |                      | 2                           | 5                        | 2          |           |
| Gujarat                   | 845          | 21          | 15           | 95         | 75         | 96                   | 198                         | 203                      | 5          | 2         |
| Haryana                   | 441          | 4           | 9            | 3          | 1          | 7                    | 220                         | 91                       |            |           |
| Himachal Pradesh          | 180          |             |              | 3          |            | 3                    | 34                          | 18                       |            |           |
| Jammu and Kashmir         | 178          | 3           |              | 2          |            | 6                    | 76                          | 6                        | 1          | 1         |
| Jharkhand                 | 165          |             |              | 4          |            |                      | 68                          | 14                       |            |           |
| Karnataka                 | 2205         | 14          | 8            | 46         | 38         | 22                   | 108                         | 164                      | 12         | 1         |
| Kerala                    | 724          | 5           | 14           | 15         | 1          | 2                    | 99                          | 100                      | 8          | 1         |
| Madhya Pradesh            | 1375         | 11          | 1            | 28         | 8          | 11                   | 157                         | 118                      | 21         |           |
| Maharashtra               | 3200         | 77          | 26           | 84         | 48         | 29                   | 179                         | 222                      | 18         | 1         |
| Manipur                   | 64           |             |              |            |            |                      | 5                           | 2                        | 1          |           |
| Meghalaya                 | 36           |             |              | 5          | 1          |                      | 4                           | 1                        |            |           |
| Mizoram                   | 23           |             |              |            |            |                      | 1                           | 1                        |            |           |
| Nagaland                  | 51           |             |              | 1          |            |                      | 5                           | 1                        |            |           |
| Odisha                    | 750          |             | 2            | 45         | 2          | 12                   | 18                          | 68                       | 7          |           |
| Puducherry                | 25           | 1           |              | 1          |            |                      | 19                          | 10                       | 1          |           |
| Punjab                    | 450          | 1           | 2            | 19         | 3          | 19                   | 143                         | 87                       | 1          |           |
| Rajasthan                 | 1709         | 3           | 3            | 96         | 6          | 7                    | 277                         | 79                       | 1          |           |
| Sikkim                    | 10           |             |              |            |            |                      | 3                           |                          |            |           |
| Tamil Nadu                | 1325         | 19          | 28           | 56         | 1          | 4                    | 151                         | 328                      | 1          | 2         |
| Telangana                 | 1528         |             | 10           | 1          | 11         | 2                    | 63                          | 178                      | 2          |           |
| Tripura                   | 27           | 1           |              | 1          |            |                      | 2                           | 7                        | 2          |           |
| Uttar Pradesh             | 4836         | 13          | 4            | 217        | 4          | 8                    | 165                         | 123                      | 6          |           |
| Uttrakhand                | 209          | 5           |              | 3          |            | 1                    | 20                          | 21                       |            | 1         |
| West Bengal               | 666          |             |              | 10         | 1          | 11                   | 169                         | 72                       | 8          |           |
| <b>All India</b>          | <b>24311</b> | <b>213</b>  | <b>132</b>   | <b>770</b> | <b>219</b> | <b>255</b>           | <b>2390</b>                 | <b>2250</b>              | <b>110</b> | <b>12</b> |

**Table 4a. Specialization-wise number of Colleges (based on actual response)**

| State                     | Hotel & Tourism Management | Journalism & Mass Communication | Law        | Management | Medical-Allopathy | Medical-Ayurveda | Medical-Dental | Medical-Homeopathy | Medical-Others | Nursing    |
|---------------------------|----------------------------|---------------------------------|------------|------------|-------------------|------------------|----------------|--------------------|----------------|------------|
| 1                         | 12                         | 13                              | 14         | 15         | 16                | 17               | 18             | 19                 | 20             | 21         |
| Andaman & Nicobar Islands |                            |                                 |            |            |                   |                  |                |                    |                |            |
| Andhra Pradesh            | 4                          |                                 | 11         | 32         | 11                | 1                | 11             | 1                  | 2              | 69         |
| Arunachal Pradesh         |                            |                                 |            |            |                   |                  |                |                    |                |            |
| Assam                     | 1                          |                                 | 16         | 2          | 5                 | 1                | 1              | 1                  | 2              | 4          |
| Bihar                     |                            |                                 | 16         | 2          | 12                | 1                | 3              |                    | 1              | 3          |
| Chandigarh                |                            |                                 |            |            |                   | 1                |                | 1                  |                |            |
| Chhatisgarh               |                            |                                 | 9          |            | 4                 | 2                | 6              | 2                  | 2              | 56         |
| Dadra & Nagar Haveli      |                            |                                 |            |            |                   |                  |                |                    |                | 1          |
| Daman & Diu               |                            |                                 |            |            |                   |                  |                |                    |                |            |
| Delhi                     | 1                          | 1                               |            | 6          | 6                 | 1                | 2              | 2                  | 3              | 4          |
| Goa                       | 2                          |                                 | 2          |            | 2                 | 1                | 1              | 1                  |                | 3          |
| Gujarat                   | 2                          |                                 | 42         | 82         | 17                | 8                | 11             | 14                 | 6              | 44         |
| Haryana                   | 1                          |                                 | 8          | 20         | 4                 | 5                | 8              | 1                  | 1              | 16         |
| Himachal Pradesh          |                            |                                 | 2          | 6          | 2                 | 1                | 5              | 1                  | 1              | 12         |
| Jammu and Kashmir         |                            |                                 | 6          | 3          | 2                 | 1                | 3              |                    | 2              | 2          |
| Jharkhand                 |                            |                                 | 6          | 2          | 2                 | 1                | 3              | 2                  | 2              |            |
| Karnataka                 | 7                          | 2                               | 61         | 57         | 26                | 40               | 39             | 8                  | 26             | 197        |
| Kerala                    | 5                          | 2                               | 15         | 25         | 17                | 6                | 13             | 3                  | 2              | 88         |
| Madhya Pradesh            | 1                          |                                 | 31         | 45         | 6                 | 10               | 9              | 11                 | 11             | 71         |
| Maharashtra               | 8                          | 3                               | 61         | 96         | 22                | 37               | 18             | 21                 | 11             | 52         |
| Manipur                   |                            |                                 | 1          | 1          |                   |                  | 1              |                    | 2              | 4          |
| Meghalaya                 |                            |                                 |            |            |                   |                  |                |                    |                |            |
| Mizoram                   |                            |                                 | 1          |            |                   |                  |                |                    |                | 1          |
| Nagaland                  |                            |                                 | 3          | 1          |                   |                  |                |                    |                | 1          |
| Odisha                    | 8                          | 1                               | 19         | 27         | 4                 | 4                | 2              | 2                  | 1              | 11         |
| Puducherry                |                            |                                 | 1          |            | 4                 | 1                | 1              |                    | 1              | 4          |
| Punjab                    | 6                          |                                 | 11         | 37         | 7                 | 11               | 11             | 4                  | 2              | 78         |
| Rajasthan                 | 1                          |                                 | 34         | 12         | 5                 | 13               | 4              | 4                  | 3              | 60         |
| Sikkim                    |                            |                                 |            |            |                   |                  |                |                    |                |            |
| Tamil Nadu                |                            |                                 | 5          | 48         | 40                | 3                | 16             | 3                  | 50             | 132        |
| Telangana                 | 12                         |                                 | 9          | 61         | 2                 |                  | 6              |                    | 3              | 27         |
| Tripura                   |                            |                                 | 1          |            | 2                 |                  |                |                    | 1              | 3          |
| Uttar Pradesh             | 5                          |                                 | 108        | 84         | 10                | 11               | 13             | 3                  | 13             | 9          |
| Uttarakhand               | 4                          |                                 | 3          | 13         | 1                 | 3                | 1              |                    | 1              | 1          |
| West Bengal               | 6                          |                                 | 22         | 25         | 20                | 4                | 2              | 11                 | 6              | 16         |
| <b>All India</b>          | <b>74</b>                  | <b>9</b>                        | <b>504</b> | <b>687</b> | <b>233</b>        | <b>167</b>       | <b>190</b>     | <b>96</b>          | <b>155</b>     | <b>969</b> |

**Table 4a. Specialization-wise number of Colleges (based on actual response)**

| State                     | Oriental Learning | Para Medical | Pharmacy | Physiotherapy | Sanskrit | Science | Sports/Yoga/Physical Education | Veterinary | Others | Grand Total |
|---------------------------|-------------------|--------------|----------|---------------|----------|---------|--------------------------------|------------|--------|-------------|
| 1                         | 22                | 23           | 24       | 25            | 26       | 27      | 28                             | 30         | 31     | 32          |
| Andaman & Nicobar Islands |                   |              |          |               |          | 1       |                                |            | 1      | 7           |
| Andhra Pradesh            | 4                 | 7            | 64       | 8             |          | 3       | 7                              | 4          | 16     | 2424        |
| Arunachal Pradesh         |                   |              |          |               |          |         |                                |            |        | 19          |
| Assam                     |                   | 1            | 1        | 1             | 1        | 4       |                                | 1          | 7      | 473         |
| Bihar                     |                   |              | 1        |               | 52       | 1       |                                | 1          | 5      | 652         |
| Chandigarh                |                   |              |          |               |          |         | 2                              |            | 2      | 25          |
| Chhatisgarh               |                   |              | 8        | 2             | 2        | 4       | 1                              | 1          | 7      | 699         |
| Dadra & Nagar Haveli      |                   |              | 1        |               |          |         |                                |            | 1      | 7           |
| Daman & Diu               |                   |              |          |               |          |         |                                |            |        | 8           |
| Delhi                     |                   |              | 2        |               |          |         | 1                              |            | 10     | 167         |
| Goa                       |                   |              | 1        |               |          |         |                                |            | 2      | 55          |
| Gujarat                   | 1                 | 6            | 51       | 31            | 4        | 70      | 4                              | 6          | 49     | 2003        |
| Haryana                   |                   |              | 21       | 4             | 1        | 1       |                                |            | 3      | 870         |
| Himachal Pradesh          |                   |              | 11       |               | 16       | 1       | 1                              |            | 3      | 300         |
| Jammu and Kashmir         | 3                 |              | 1        | 1             |          |         | 1                              | 2          | 4      | 304         |
| Jharkhand                 |                   |              |          |               | 6        | 1       | 2                              |            | 3      | 281         |
| Karnataka                 | 2                 | 13           | 48       | 19            | 22       | 9       | 10                             | 4          | 56     | 3264        |
| Kerala                    | 7                 | 13           | 24       | 1             | 2        | 5       | 2                              |            | 17     | 1216        |
| Madhya Pradesh            | 10                | 24           | 49       | 2             | 7        | 14      | 4                              |            | 15     | 2050        |
| Maharashtra               |                   | 2            | 81       | 16            | 1        | 39      | 16                             | 6          | 55     | 4429        |
| Manipur                   |                   |              |          |               |          | 1       |                                |            | 1      | 83          |
| Meghalaya                 |                   |              |          |               |          | 1       |                                |            |        | 48          |
| Mizoram                   |                   | 1            |          |               |          |         |                                | 1          |        | 29          |
| Nagaland                  |                   |              |          |               |          |         |                                |            | 2      | 65          |
| Odisha                    | 3                 | 2            | 13       | 2             | 37       | 2       | 3                              |            | 21     | 1066        |
| Puducherry                |                   | 4            |          |               |          |         |                                | 1          | 3      | 77          |
| Punjab                    |                   | 1            | 22       | 5             | 1        | 2       | 6                              | 1          | 30     | 960         |
| Rajasthan                 |                   |              | 27       | 3             | 17       | 9       | 2                              | 4          | 13     | 2392        |
| Sikkim                    |                   |              | 1        |               |          |         |                                |            |        | 14          |
| Tamil Nadu                | 1                 | 30           | 20       | 16            | 1        | 6       | 10                             | 5          | 43     | 2344        |
| Telangana                 | 10                | 2            | 84       | 5             |          | 1       | 2                              |            | 13     | 2032        |
| Tripura                   |                   |              | 1        |               |          |         | 1                              | 1          |        | 50          |
| Uttar Pradesh             | 21                | 1            | 41       |               | 88       | 23      | 1                              |            | 35     | 5842        |
| Uttarakhand               | 4                 | 1            | 8        |               | 26       | 2       | 1                              | 1          | 3      | 333         |
| West Bengal               |                   | 2            | 8        | 3             |          | 2       | 3                              |            | 12     | 1079        |
| All India                 | 66                | 110          | 589      | 119           | 284      | 202     | 80                             | 39         | 432    | 35667       |



**Table 5. Number of Private and Government Colleges  
(based on actual response)**

| State                     | Private Un-Aided | Private Aided | Total Private | Government  | Total        |
|---------------------------|------------------|---------------|---------------|-------------|--------------|
| 1                         | 2                | 3             | 4             | 5           | 6            |
| Andaman & Nicobar Islands |                  |               |               | 7           | 7            |
| Andhra Pradesh            | 1948             | 181           | 2129          | 295         | 2424         |
| Arunachal Pradesh         | 5                | 1             | 6             | 13          | 19           |
| Assam                     | 47               | 15            | 62            | 411         | 473          |
| Bihar                     | 83               | 80            | 163           | 489         | 652          |
| Chandigarh                | 2                | 7             | 9             | 16          | 25           |
| Chhatisgarh               | 305              | 65            | 370           | 329         | 699          |
| Dadra & Nagar Haveli      | 4                |               | 4             | 3           | 7            |
| Daman & Diu               | 3                | 1             | 4             | 4           | 8            |
| Delhi                     | 59               | 16            | 75            | 92          | 167          |
| Goa                       | 12               | 20            | 32            | 23          | 55           |
| Gujarat                   | 1226             | 519           | 1745          | 258         | 2003         |
| Haryana                   | 589              | 112           | 701           | 169         | 870          |
| Himachal Pradesh          | 134              | 19            | 153           | 147         | 300          |
| Jammu and Kashmir         | 145              | 17            | 162           | 142         | 304          |
| Jharkhand                 | 106              | 28            | 134           | 147         | 281          |
| Karnataka                 | 2206             | 422           | 2628          | 636         | 3264         |
| Kerala                    | 800              | 201           | 1001          | 215         | 1216         |
| Lakshadweep               |                  |               |               |             |              |
| Madhya Pradesh            | 1208             | 203           | 1411          | 639         | 2050         |
| Maharashtra               | 2649             | 950           | 3599          | 830         | 4429         |
| Manipur                   | 21               | 14            | 35            | 48          | 83           |
| Meghalaya                 | 12               | 16            | 28            | 20          | 48           |
| Mizoram                   | 1                |               | 1             | 28          | 29           |
| Nagaland                  | 13               | 31            | 44            | 21          | 65           |
| Odisha                    | 303              | 410           | 713           | 353         | 1066         |
| Puducherry                | 48               | 2             | 50            | 27          | 77           |
| Punjab                    | 585              | 177           | 762           | 198         | 960          |
| Rajasthan                 | 1758             | 150           | 1908          | 484         | 2392         |
| Sikkim                    | 4                | 1             | 5             | 9           | 14           |
| Tamil Nadu                | 1781             | 248           | 2029          | 315         | 2344         |
| Telangana                 | 1693             | 121           | 1814          | 218         | 2032         |
| Tripura                   | 6                | 2             | 8             | 42          | 50           |
| Uttar Pradesh             | 4435             | 613           | 5048          | 794         | 5842         |
| Uttrakhand                | 153              | 61            | 214           | 119         | 333          |
| West Bengal               | 411              | 221           | 632           | 447         | 1079         |
| <b>All India</b>          | <b>22755</b>     | <b>4924</b>   | <b>27679</b>  | <b>7988</b> | <b>35667</b> |

**Table 5 (a). Enrolment in Private and Government Colleges  
(based on actual response)**

| State                     | Private Un-Aided | Private Aided  | Total Private   | Government     | Total           |
|---------------------------|------------------|----------------|-----------------|----------------|-----------------|
| 1                         | 7                | 8              | 9               | 10             | 11              |
| Andaman & Nicobar Islands |                  |                |                 | 6215           | 6215            |
| Andhra Pradesh            | 903005           | 127139         | 1030144         | 166193         | 1196337         |
| Arunachal Pradesh         | 1680             | 811            | 2491            | 23265          | 25756           |
| Assam                     | 12303            | 2967           | 15270           | 430465         | 445735          |
| Bihar                     | 44601            | 191868         | 236469          | 1160230        | 1396699         |
| Chandigarh                | 290              | 28161          | 28451           | 18313          | 46764           |
| Chhatisgarh               | 115219           | 37121          | 152340          | 215702         | 368042          |
| Dadra & Nagar Haveli      | 2510             |                | 2510            | 2722           | 5232            |
| Daman & Diu               | 433              | 49             | 482             | 2575           | 3057            |
| Delhi                     | 49789            | 30842          | 80631           | 174344         | 254975          |
| Goa                       | 3063             | 15011          | 18074           | 12748          | 30822           |
| Gujarat                   | 467631           | 500740         | 968371          | 202797         | 1171168         |
| Haryana                   | 179700           | 173141         | 352841          | 209306         | 562147          |
| Himachal Pradesh          | 27570            | 9598           | 37168           | 118789         | 155957          |
| Jammu and Kashmir         | 30350            | 2943           | 33293           | 162501         | 195794          |
| Jharkhand                 | 35644            | 57394          | 93038           | 389072         | 482110          |
| Karnataka                 | 691412           | 320591         | 1012003         | 417043         | 1429046         |
| Kerala                    | 303561           | 230533         | 534094          | 99935          | 634029          |
| Lakshadweep               |                  |                |                 |                |                 |
| Madhya Pradesh            | 489628           | 126656         | 616284          | 591400         | 1207684         |
| Maharashtra               | 1094414          | 1109721        | 2204135         | 578231         | 2782366         |
| Manipur                   | 9297             | 28547          | 37844           | 50984          | 88828           |
| Meghalaya                 | 7383             | 20619          | 28002           | 24185          | 52187           |
| Mizoram                   | 262              |                | 262             | 18672          | 18934           |
| Nagaland                  | 3800             | 14333          | 18133           | 8905           | 27038           |
| Odisha                    | 138668           | 313119         | 451787          | 252854         | 704641          |
| Puducherry                | 23627            | 232            | 23859           | 17849          | 41708           |
| Punjab                    | 233146           | 196905         | 430051          | 177529         | 607580          |
| Rajasthan                 | 667987           | 63128          | 731115          | 585741         | 1316856         |
| Sikkim                    | 590              | 15             | 605             | 7516           | 8121            |
| Tamil Nadu                | 1321616          | 401181         | 1722797         | 375766         | 2098563         |
| Telangana                 | 939907           | 82142          | 1022049         | 144604         | 1166653         |
| Tripura                   | 1980             | 1204           | 3184            | 51669          | 54853           |
| Uttar Pradesh             | 3718459          | 967701         | 4686160         | 691388         | 5377548         |
| Uttrakhand                | 60442            | 49915          | 110357          | 117298         | 227655          |
| West Bengal               | 149257           | 412303         | 561560          | 978503         | 1540063         |
| <b>All India</b>          | <b>11729224</b>  | <b>5516630</b> | <b>17245854</b> | <b>8485309</b> | <b>25731163</b> |

**Table 5 (b). Number of Colleges Established in 2015-16 and their Enrolment  
(based on actual response)**

| State                     | Private Un-Aided |              | Private Aided |             | Government |              | Total      |               |
|---------------------------|------------------|--------------|---------------|-------------|------------|--------------|------------|---------------|
|                           | Number           | Enrolment    | Number        | Enrolment   | Number     | Enrolment    | Number     | Enrolment     |
| 1                         | 12               | 13           | 14            | 15          | 16         | 17           | 18         | 19            |
| Andaman & Nicobar Islands |                  |              |               |             |            |              |            |               |
| Andhra Pradesh            | 35               | 3280         | 1             | 26          | 2          | 119          | 38         | 3425          |
| Arunachal Pradesh         |                  |              |               |             |            |              |            |               |
| Assam                     |                  |              |               |             |            |              |            |               |
| Bihar                     | 2                | 980          |               |             |            |              | 2          | 980           |
| Chandigarh                |                  |              |               |             |            |              |            |               |
| Chhatisgarh               | 5                | 131          |               |             | 3          | 502          | 8          | 633           |
| Dadra & Nagar Haveli      |                  |              |               |             |            |              |            |               |
| Daman & Diu               |                  |              |               |             |            |              |            |               |
| Delhi                     |                  |              |               |             |            |              |            |               |
| Goa                       |                  |              |               |             |            |              |            |               |
| Gujarat                   | 73               | 7212         | 12            | 1179        | 17         | 1915         | 102        | 10306         |
| Haryana                   | 3                | 338          |               |             | 3          | 810          | 6          | 1148          |
| Himachal Pradesh          | 4                | 111          |               |             | 9          | 1506         | 13         | 1617          |
| Jammu and Kashmir         |                  |              |               |             | 1          | 10           | 1          | 10            |
| Jharkhand                 | 5                | 582          |               |             |            |              | 5          | 582           |
| Karnataka                 | 59               | 2629         | 2             | 41          | 11         | 430          | 72         | 3100          |
| Kerala                    | 32               | 1800         | 2             | 284         | 4          | 141          | 38         | 2225          |
| Lakshadweep               |                  |              |               |             |            |              |            |               |
| Madhya Pradesh            | 22               | 1353         | 2             | 38          | 9          | 1404         | 33         | 2795          |
| Maharashtra               | 14               | 540          | 2             | 80          | 4          | 599          | 20         | 1219          |
| Manipur                   |                  |              |               |             |            |              |            |               |
| Meghalaya                 |                  |              |               |             |            |              |            |               |
| Mizoram                   |                  |              |               |             |            |              |            |               |
| Nagaland                  |                  |              | 1             | 149         | 1          | 27           | 2          | 176           |
| Odisha                    | 2                | 247          |               |             |            |              | 2          | 247           |
| Puducherry                |                  |              |               |             |            |              |            |               |
| Punjab                    | 24               | 2595         | 3             | 726         | 7          | 361          | 34         | 3682          |
| Rajasthan                 | 49               | 4336         | 2             | 148         | 11         | 2178         | 62         | 6662          |
| Sikkim                    |                  |              |               |             |            |              |            |               |
| Tamil Nadu                | 21               | 1444         | 1             | 125         | 4          | 490          | 26         | 2059          |
| Telangana                 | 10               | 575          |               |             | 3          | 562          | 13         | 1137          |
| Tripura                   | 1                | 92           |               |             | 1          | 100          | 2          | 192           |
| Uttar Pradesh             | 295              | 57363        | 9             | 1595        | 23         | 5574         | 327        | 64532         |
| Uttrakhand                | 4                | 238          |               |             | 1          | 27           | 5          | 265           |
| West Bengal               | 17               | 1696         | 3             | 291         | 19         | 3274         | 39         | 5261          |
| <b>All India</b>          | <b>677</b>       | <b>87542</b> | <b>40</b>     | <b>4682</b> | <b>133</b> | <b>20029</b> | <b>850</b> | <b>112253</b> |

**Table 6. State-wise Enrolment at various levels**

| Sl No            | State                     | Ph.D.        |              |               | M.Phil.      |              |              | Post Graduate  |                |                |
|------------------|---------------------------|--------------|--------------|---------------|--------------|--------------|--------------|----------------|----------------|----------------|
|                  |                           | Male         | Female       | Total         | Male         | Female       | Total        | Male           | Female         | Total          |
| 1                | 2                         | 3            | 4            | 5             | 6            | 7            | 8            | 9              | 10             | 11             |
| 1                | Andaman & Nicobar Islands | 69           | 17           | 86            | 0            | 0            | 0            | 574            | 907            | 1481           |
| 2                | Andhra Pradesh            | 2089         | 1017         | 3106          | 408          | 220          | 628          | 140943         | 107697         | 248640         |
| 3                | Arunachal Pradesh         | 285          | 213          | 498           | 51           | 60           | 111          | 3471           | 4097           | 7568           |
| 4                | Assam                     | 2318         | 1556         | 3874          | 65           | 149          | 214          | 36783          | 42770          | 79553          |
| 5                | Bihar                     | 1567         | 975          | 2542          | 20           | 12           | 32           | 73865          | 56371          | 130236         |
| 6                | Chandigarh                | 448          | 567          | 1015          | 58           | 55           | 113          | 10043          | 15494          | 25537          |
| 7                | Chhatisgarh               | 406          | 284          | 690           | 182          | 173          | 355          | 27245          | 29435          | 56680          |
| 8                | Dadra & Nagar Haveli      | 0            | 0            | 0             | 0            | 0            | 0            | 122            | 170            | 292            |
| 9                | Daman & Diu               | 0            | 0            | 0             | 0            | 0            | 0            | 0              | 0              | 0              |
| 10               | Delhi                     | 4861         | 4018         | 8879          | 2830         | 3085         | 5915         | 54390          | 76342          | 130732         |
| 11               | Goa                       | 44           | 26           | 70            | 10           | 0            | 10           | 2862           | 4523           | 7385           |
| 12               | Gujarat                   | 3286         | 1883         | 5169          | 592          | 665          | 1257         | 83243          | 97261          | 180504         |
| 13               | Haryana                   | 1643         | 1755         | 3398          | 332          | 432          | 764          | 38340          | 57892          | 96232          |
| 14               | Himachal Pradesh          | 590          | 588          | 1178          | 103          | 175          | 278          | 12567          | 16202          | 28769          |
| 15               | Jammu and Kashmir         | 985          | 854          | 1839          | 170          | 196          | 366          | 37819          | 39758          | 77577          |
| 16               | Jharkhand                 | 1726         | 688          | 2414          | 109          | 200          | 309          | 23260          | 31353          | 54613          |
| 17               | Karnataka                 | 7424         | 4353         | 11777         | 214          | 378          | 592          | 97648          | 103261         | 200909         |
| 18               | Kerala                    | 1956         | 2675         | 4631          | 228          | 684          | 912          | 36860          | 76166          | 113026         |
| 19               | Lakshadweep               | 0            | 0            | 0             | 0            | 0            | 0            | 4              | 17             | 21             |
| 20               | Madhya Pradesh            | 2243         | 1585         | 3828          | 681          | 771          | 1452         | 97825          | 104560         | 202385         |
| 21               | Maharashtra               | 5757         | 3472         | 9229          | 1487         | 1413         | 2900         | 206709         | 199916         | 406625         |
| 22               | Manipur                   | 315          | 303          | 618           | 1            | 13           | 14           | 3958           | 3541           | 7499           |
| 23               | Meghalaya                 | 382          | 428          | 810           | 61           | 142          | 203          | 3683           | 5333           | 9016           |
| 24               | Mizoram                   | 287          | 268          | 555           | 48           | 76           | 124          | 1807           | 1844           | 3651           |
| 25               | Nagaland                  | 87           | 74           | 161           | 0            | 0            | 0            | 2526           | 3292           | 5818           |
| 26               | Odisha                    | 1348         | 1277         | 2625          | 427          | 674          | 1101         | 30435          | 29694          | 60129          |
| 27               | Puducherry                | 617          | 315          | 932           | 10           | 50           | 60           | 8874           | 6234           | 15108          |
| 28               | Punjab                    | 2048         | 2632         | 4680          | 545          | 681          | 1226         | 38125          | 75433          | 113558         |
| 29               | Rajasthan                 | 1789         | 2345         | 4134          | 349          | 260          | 609          | 92081          | 96571          | 188652         |
| 30               | Sikkim                    | 27           | 31           | 58            | 68           | 74           | 142          | 5219           | 5209           | 10428          |
| 31               | Tamil Nadu                | 13059        | 9162         | 22221         | 6405         | 13104        | 19509        | 185764         | 266691         | 452455         |
| 32               | Telangana                 | 2710         | 1423         | 4133          | 368          | 215          | 583          | 108325         | 93984          | 202309         |
| 33               | Tripura                   | 289          | 183          | 472           | 0            | 0            | 0            | 5016           | 3431           | 8447           |
| 34               | Uttar Pradesh             | 7815         | 3737         | 11552         | 841          | 463          | 1304         | 236299         | 308811         | 545110         |
| 35               | Uttarakhand               | 2104         | 1255         | 3359          | 10           | 11           | 21           | 27614          | 31426          | 59040          |
| 36               | West Bengal               | 3973         | 1945         | 5918          | 800          | 619          | 1419         | 84144          | 103027         | 187171         |
| <b>All India</b> |                           | <b>74547</b> | <b>51904</b> | <b>126451</b> | <b>17473</b> | <b>25050</b> | <b>42523</b> | <b>1818443</b> | <b>2098713</b> | <b>3917156</b> |

**Table 6. State-wise Enrolment at various levels**

| Sl No            | State                     | Under Graduate  |                 |                 | PG Diploma    |               |               | Diploma        |               |                |
|------------------|---------------------------|-----------------|-----------------|-----------------|---------------|---------------|---------------|----------------|---------------|----------------|
|                  |                           | Male            | Female          | Total           | Male          | Female        | Total         | Male           | Female        | Total          |
| 1                | 2                         | 12              | 13              | 14              | 15            | 16            | 17            | 18             | 19            | 20             |
| 1                | Andaman & Nicobar Islands | 4108            | 4320            | 8428            | 75            | 39            | 114           | 492            | 314           | 806            |
| 2                | Andhra Pradesh            | 742513          | 586407          | 1328920         | 1291          | 686           | 1977          | 75187          | 56573         | 131760         |
| 3                | Arunachal Pradesh         | 17957           | 17932           | 35889           | 131           | 82            | 213           | 1173           | 593           | 1766           |
| 4                | Assam                     | 241045          | 223576          | 464621          | 1670          | 1287          | 2957          | 7078           | 4530          | 11608          |
| 5                | Bihar                     | 826637          | 605011          | 1431648         | 1473          | 771           | 2244          | 20782          | 8659          | 29441          |
| 6                | Chandigarh                | 35032           | 31294           | 66326           | 391           | 558           | 949           | 1516           | 1398          | 2914           |
| 7                | Chhatisgarh               | 171634          | 164931          | 336565          | 8863          | 9462          | 18325         | 31609          | 19846         | 51455          |
| 8                | Dadra & Nagar Haveli      | 2182            | 2276            | 4458            | 0             | 19            | 19            | 605            | 80            | 685            |
| 9                | Daman & Diu               | 695             | 1088            | 1783            | 0             | 0             | 0             | 1186           | 153           | 1339           |
| 10               | Delhi                     | 438376          | 387450          | 825826          | 4766          | 2951          | 7717          | 17248          | 12042         | 29290          |
| 11               | Goa                       | 14596           | 18122           | 32718           | 137           | 97            | 234           | 5870           | 784           | 6654           |
| 12               | Gujarat                   | 647353          | 465175          | 1112528         | 4427          | 4117          | 8544          | 113831         | 32677         | 146508         |
| 13               | Haryana                   | 346010          | 298258          | 644268          | 1991          | 1444          | 3435          | 51344          | 18153         | 69497          |
| 14               | Himachal Pradesh          | 89754           | 101987          | 191741          | 395           | 654           | 1049          | 9576           | 7427          | 17003          |
| 15               | Jammu and Kashmir         | 114189          | 124641          | 238830          | 900           | 674           | 1574          | 7346           | 2567          | 9913           |
| 16               | Jharkhand                 | 260996          | 234312          | 495308          | 2622          | 1133          | 3755          | 14880          | 3479          | 18359          |
| 17               | Karnataka                 | 711117          | 709580          | 1420697         | 3155          | 2391          | 5546          | 132633         | 74047         | 206680         |
| 18               | Kerala                    | 328135          | 419352          | 747487          | 846           | 922           | 1768          | 34614          | 29110         | 63724          |
| 19               | Lakshadweep               | 146             | 334             | 480             | 0             | 0             | 0             | 0              | 0             | 0              |
| 20               | Madhya Pradesh            | 713835          | 522383          | 1236218         | 39642         | 46019         | 85661         | 119986         | 60392         | 180378         |
| 21               | Maharashtra               | 1776819         | 1391288         | 3168107         | 15914         | 9312          | 25226         | 232018         | 125937        | 357955         |
| 22               | Manipur                   | 45194           | 44616           | 89810           | 233           | 113           | 346           | 693            | 229           | 922            |
| 23               | Meghalaya                 | 29772           | 30082           | 59854           | 109           | 84            | 193           | 496            | 816           | 1312           |
| 24               | Mizoram                   | 12151           | 11044           | 23195           | 23            | 11            | 34            | 1979           | 1836          | 3815           |
| 25               | Nagaland                  | 14446           | 14795           | 29241           | 27            | 74            | 101           | 792            | 768           | 1560           |
| 26               | Odisha                    | 382446          | 352290          | 734736          | 944           | 440           | 1384          | 76692          | 24592         | 101284         |
| 27               | Puducherry                | 19979           | 22806           | 42785           | 263           | 132           | 395           | 3501           | 1311          | 4812           |
| 28               | Punjab                    | 319105          | 292642          | 611747          | 2969          | 4074          | 7043          | 90231          | 41199         | 131430         |
| 29               | Rajasthan                 | 794161          | 645604          | 1439765         | 4378          | 3160          | 7538          | 91474          | 15153         | 106627         |
| 30               | Sikkim                    | 8546            | 8461            | 17007           | 14            | 22            | 36            | 737            | 482           | 1219           |
| 31               | Tamil Nadu                | 1140408         | 1163824         | 2304232         | 7155          | 4243          | 11398         | 326119         | 70281         | 396400         |
| 32               | Telangana                 | 620069          | 540604          | 1160673         | 3150          | 1884          | 5034          | 57654          | 37549         | 95203          |
| 33               | Tripura                   | 35038           | 25917           | 60955           | 101           | 43            | 144           | 1931           | 1477          | 3408           |
| 34               | Uttar Pradesh             | 2701079         | 2443242         | 5144321         | 11429         | 6639          | 18068         | 159224         | 65336         | 224560         |
| 35               | Uttarakhand               | 149601          | 151832          | 301433          | 1759          | 1362          | 3121          | 26459          | 8190          | 34649          |
| 36               | West Bengal               | 856479          | 751371          | 1607850         | 2149          | 1268          | 3417          | 76379          | 27845         | 104224         |
| <b>All India</b> |                           | <b>14611603</b> | <b>12808847</b> | <b>27420450</b> | <b>123392</b> | <b>106167</b> | <b>229559</b> | <b>1793335</b> | <b>755825</b> | <b>2549160</b> |

**Table 6. State-wise Enrolment at various levels**

| Sl No            | State                     | Certificate  |              |               | Integrated   |              |               | Grand Total     |                 |                 |
|------------------|---------------------------|--------------|--------------|---------------|--------------|--------------|---------------|-----------------|-----------------|-----------------|
|                  |                           | Male         | Female       | Total         | Male         | Female       | Total         | Male            | Female          | Total           |
| 1                | 2                         | 21           | 22           | 23            | 24           | 25           | 26            | 27              | 28              | 29              |
| 1                | Andaman & Nicobar Islands | 0            | 0            | 0             | 26           | 83           | 109           | 5344            | 5680            | 11024           |
| 2                | Andhra Pradesh            | 249          | 353          | 602           | 6520         | 2385         | 8905          | 969200          | 755338          | 1724538         |
| 3                | Arunachal Pradesh         | 313          | 94           | 407           | 0            | 0            | 0             | 23381           | 23071           | 46452           |
| 4                | Assam                     | 1715         | 1939         | 3654          | 2182         | 2292         | 4474          | 292856          | 278099          | 570955          |
| 5                | Bihar                     | 2858         | 1648         | 4506          | 1456         | 755          | 2211          | 928658          | 674202          | 1602860         |
| 6                | Chandigarh                | 467          | 244          | 711           | 1167         | 1260         | 2427          | 49122           | 50870           | 99992           |
| 7                | Chhatisgarh               | 106          | 258          | 364           | 827          | 769          | 1596          | 240872          | 225158          | 466030          |
| 8                | Dadra & Nagar Haveli      | 0            | 0            | 0             | 0            | 0            | 0             | 2909            | 2545            | 5454            |
| 9                | Daman & Diu               | 0            | 0            | 0             | 0            | 0            | 0             | 1881            | 1241            | 3122            |
| 10               | Delhi                     | 2049         | 1281         | 3330          | 2278         | 909          | 3187          | 526798          | 488078          | 1014876         |
| 11               | Goa                       | 19           | 5            | 24            | 47           | 124          | 171           | 23585           | 23681           | 47266           |
| 12               | Gujarat                   | 7542         | 14328        | 21870         | 5158         | 5591         | 10749         | 865432          | 621697          | 1487129         |
| 13               | Haryana                   | 903          | 1580         | 2483          | 7506         | 4076         | 11582         | 448069          | 383590          | 831659          |
| 14               | Himachal Pradesh          | 502          | 503          | 1005          | 501          | 181          | 682           | 113988          | 127717          | 241705          |
| 15               | Jammu and Kashmir         | 10           | 4            | 14            | 1129         | 1314         | 2443          | 162548          | 170008          | 332556          |
| 16               | Jharkhand                 | 118          | 655          | 773           | 3299         | 2813         | 6112          | 307010          | 274633          | 581643          |
| 17               | Karnataka                 | 2115         | 2214         | 4329          | 4072         | 3344         | 7416          | 958378          | 899568          | 1857946         |
| 18               | Kerala                    | 492          | 2372         | 2864          | 2431         | 2312         | 4743          | 405562          | 533593          | 939155          |
| 19               | Lakshadweep               | 0            | 0            | 0             | 0            | 0            | 0             | 150             | 351             | 501             |
| 20               | Madhya Pradesh            | 4980         | 3695         | 8675          | 3930         | 2655         | 6585          | 983122          | 742060          | 1725182         |
| 21               | Maharashtra               | 3983         | 3297         | 7280          | 5133         | 4857         | 9990          | 2247820         | 1739492         | 3987312         |
| 22               | Manipur                   | 45           | 86           | 131           | 0            | 0            | 0             | 50439           | 48901           | 99340           |
| 23               | Meghalaya                 | 88           | 78           | 166           | 8            | 5            | 13            | 34599           | 36968           | 71567           |
| 24               | Mizoram                   | 7            | 20           | 27            | 40           | 22           | 62            | 16342           | 15121           | 31463           |
| 25               | Nagaland                  | 0            | 0            | 0             | 11           | 0            | 11            | 17889           | 19003           | 36892           |
| 26               | Odisha                    | 3972         | 5828         | 9800          | 1839         | 1777         | 3616          | 498103          | 416572          | 914675          |
| 27               | Puducherry                | 24           | 8            | 32            | 724          | 564          | 1288          | 33992           | 31420           | 65412           |
| 28               | Punjab                    | 846          | 1139         | 1985          | 3687         | 3123         | 6810          | 457556          | 420923          | 878479          |
| 29               | Rajasthan                 | 2651         | 2883         | 5534          | 5270         | 3331         | 8601          | 992153          | 769307          | 1761460         |
| 30               | Sikkim                    | 11           | 52           | 63            | 304          | 293          | 597           | 14926           | 14624           | 29550           |
| 31               | Tamil Nadu                | 4924         | 12375        | 17299         | 6591         | 5249         | 11840         | 1690425         | 1544929         | 3235354         |
| 32               | Telangana                 | 508          | 628          | 1136          | 3006         | 2158         | 5164          | 795790          | 678445          | 1474235         |
| 33               | Tripura                   | 130          | 81           | 211           | 238          | 160          | 398           | 42743           | 31292           | 74035           |
| 34               | Uttar Pradesh             | 17729        | 19119        | 36848         | 14586        | 6727         | 21313         | 3149002         | 2854074         | 6003076         |
| 35               | Uttarakhand               | 102          | 79           | 181           | 2316         | 1266         | 3582          | 209965          | 195421          | 405386          |
| 36               | West Bengal               | 3826         | 3930         | 7756          | 6364         | 2381         | 8745          | 1034114         | 892386          | 1926500         |
| <b>All India</b> |                           | <b>63284</b> | <b>80776</b> | <b>144060</b> | <b>92646</b> | <b>62776</b> | <b>155422</b> | <b>18594723</b> | <b>15990058</b> | <b>34584781</b> |



**Table 6(a). State-wise Enrolment through Regular Mode at various levels**

| SI No            | State                     | Ph.D.        |              |               | M.Phil.      |              |              | Post Graduate  |                |                |
|------------------|---------------------------|--------------|--------------|---------------|--------------|--------------|--------------|----------------|----------------|----------------|
|                  |                           | Male         | Female       | Total         | Male         | Female       | Total        | Male           | Female         | Total          |
| 1                | 2                         | 3            | 4            | 5             | 6            | 7            | 8            | 9              | 10             | 11             |
| 1                | Andaman & Nicobar Islands | 69           | 17           | 86            | 0            | 0            | 0            | 122            | 295            | 417            |
| 2                | Andhra Pradesh            | 2089         | 1017         | 3106          | 408          | 220          | 628          | 106396         | 74760          | 181156         |
| 3                | Arunachal Pradesh         | 285          | 213          | 498           | 51           | 60           | 111          | 1448           | 1314           | 2762           |
| 4                | Assam                     | 2318         | 1556         | 3874          | 65           | 149          | 214          | 13202          | 14638          | 27840          |
| 5                | Bihar                     | 1567         | 975          | 2542          | 20           | 12           | 32           | 46962          | 32779          | 79741          |
| 6                | Chandigarh                | 448          | 567          | 1015          | 58           | 55           | 113          | 4690           | 8237           | 12927          |
| 7                | Chhatisgarh               | 406          | 284          | 690           | 182          | 173          | 355          | 18876          | 23211          | 42087          |
| 8                | Dadra & Nagar Haveli      | 0            | 0            | 0             | 0            | 0            | 0            | 120            | 168            | 288            |
| 9                | Daman & Diu               | 0            | 0            | 0             | 0            | 0            | 0            | 0              | 0              | 0              |
| 10               | Delhi                     | 4861         | 4018         | 8879          | 2830         | 3085         | 5915         | 22677          | 20628          | 43305          |
| 11               | Goa                       | 44           | 26           | 70            | 10           | 0            | 10           | 1518           | 2492           | 4010           |
| 12               | Gujarat                   | 3286         | 1883         | 5169          | 592          | 665          | 1257         | 74692          | 89100          | 163792         |
| 13               | Haryana                   | 1556         | 1706         | 3262          | 332          | 432          | 764          | 28927          | 50293          | 79220          |
| 14               | Himachal Pradesh          | 590          | 588          | 1178          | 103          | 175          | 278          | 6465           | 9330           | 15795          |
| 15               | Jammu and Kashmir         | 985          | 854          | 1839          | 170          | 196          | 366          | 7621           | 7704           | 15325          |
| 16               | Jharkhand                 | 1726         | 688          | 2414          | 109          | 200          | 309          | 16693          | 20910          | 37603          |
| 17               | Karnataka                 | 7424         | 4353         | 11777         | 214          | 378          | 592          | 83570          | 80953          | 164523         |
| 18               | Kerala                    | 1956         | 2675         | 4631          | 228          | 684          | 912          | 23873          | 56302          | 80175          |
| 19               | Lakshadweep               | 0            | 0            | 0             | 0            | 0            | 0            | 4              | 17             | 21             |
| 20               | Madhya Pradesh            | 2243         | 1585         | 3828          | 681          | 771          | 1452         | 83725          | 94120          | 177845         |
| 21               | Maharashtra               | 5757         | 3472         | 9229          | 1487         | 1413         | 2900         | 171457         | 153404         | 324861         |
| 22               | Manipur                   | 315          | 303          | 618           | 1            | 13           | 14           | 1991           | 1724           | 3715           |
| 23               | Meghalaya                 | 382          | 428          | 810           | 61           | 142          | 203          | 1976           | 2492           | 4468           |
| 24               | Mizoram                   | 287          | 268          | 555           | 48           | 76           | 124          | 911            | 890            | 1801           |
| 25               | Nagaland                  | 87           | 74           | 161           | 0            | 0            | 0            | 662            | 1157           | 1819           |
| 26               | Odisha                    | 1348         | 1277         | 2625          | 427          | 674          | 1101         | 23938          | 21490          | 45428          |
| 27               | Puducherry                | 617          | 315          | 932           | 10           | 50           | 60           | 4191           | 3943           | 8134           |
| 28               | Punjab                    | 2048         | 2632         | 4680          | 545          | 681          | 1226         | 30613          | 65842          | 96455          |
| 29               | Rajasthan                 | 1789         | 2345         | 4134          | 349          | 260          | 609          | 59351          | 80296          | 139647         |
| 30               | Sikkim                    | 27           | 31           | 58            | 68           | 74           | 142          | 683            | 894            | 1577           |
| 31               | Tamil Nadu                | 13059        | 9162         | 22221         | 6405         | 13104        | 19509        | 106645         | 159301         | 265946         |
| 32               | Telangana                 | 2710         | 1423         | 4133          | 368          | 215          | 583          | 90137          | 73250          | 163387         |
| 33               | Tripura                   | 289          | 183          | 472           | 0            | 0            | 0            | 2288           | 1375           | 3663           |
| 34               | Uttar Pradesh             | 7815         | 3737         | 11552         | 841          | 463          | 1304         | 213038         | 289187         | 502225         |
| 35               | Uttarakhand               | 2104         | 1255         | 3359          | 10           | 11           | 21           | 21194          | 24952          | 46146          |
| 36               | West Bengal               | 3973         | 1945         | 5918          | 800          | 619          | 1419         | 37261          | 33429          | 70690          |
| <b>All India</b> |                           | <b>74460</b> | <b>51855</b> | <b>126315</b> | <b>17473</b> | <b>25050</b> | <b>42523</b> | <b>1307917</b> | <b>1500877</b> | <b>2808794</b> |

**Table 6(a). State-wise Enrolment through Regular Mode at various levels**

| Sl No            | State                     | Under Graduate  |                 |                 | PG Diploma   |              |               | Diploma        |               |                |
|------------------|---------------------------|-----------------|-----------------|-----------------|--------------|--------------|---------------|----------------|---------------|----------------|
|                  |                           | Male            | Female          | Total           | Male         | Female       | Total         | Male           | Female        | Total          |
| 1                | 2                         | 12              | 13              | 14              | 15           | 16           | 17            | 18             | 19            | 20             |
| 1                | Andaman & Nicobar Islands | 2209            | 2759            | 4968            | 0            | 0            | 0             | 478            | 291           | 769            |
| 2                | Andhra Pradesh            | 610179          | 471980          | 1082159         | 615          | 460          | 1075          | 74824          | 56346         | 131170         |
| 3                | Arunachal Pradesh         | 14085           | 14073           | 28158           | 92           | 50           | 142           | 1020           | 375           | 1395           |
| 4                | Assam                     | 225119          | 215193          | 440312          | 686          | 518          | 1204          | 6513           | 4029          | 10542          |
| 5                | Bihar                     | 794322          | 584728          | 1379050         | 648          | 350          | 998           | 18802          | 6538          | 25340          |
| 6                | Chandigarh                | 23461           | 26995           | 50456           | 177          | 316          | 493           | 1451           | 1287          | 2738           |
| 7                | Chhatisgarh               | 160193          | 159063          | 319256          | 3214         | 3411         | 6625          | 21724          | 13706         | 35430          |
| 8                | Dadra & Nagar Haveli      | 2182            | 2276            | 4458            | 0            | 19           | 19            | 604            | 80            | 684            |
| 9                | Daman & Diu               | 695             | 1088            | 1783            | 0            | 0            | 0             | 1186           | 153           | 1339           |
| 10               | Delhi                     | 141628          | 139539          | 281167          | 2944         | 1697         | 4641          | 16534          | 10511         | 27045          |
| 11               | Goa                       | 12231           | 16814           | 29045           | 46           | 50           | 96            | 5830           | 721           | 6551           |
| 12               | Gujarat                   | 621287          | 447732          | 1069019         | 3607         | 3727         | 7334          | 113241         | 32044         | 145285         |
| 13               | Haryana                   | 336432          | 294518          | 630950          | 1235         | 1012         | 2247          | 50835          | 18012         | 68847          |
| 14               | Himachal Pradesh          | 79876           | 92112           | 171988          | 165          | 466          | 631           | 9475           | 7253          | 16728          |
| 15               | Jammu and Kashmir         | 91462           | 109074          | 200536          | 107          | 101          | 208           | 7203           | 2245          | 9448           |
| 16               | Jharkhand                 | 244486          | 226578          | 471064          | 1844         | 838          | 2682          | 14708          | 3033          | 17741          |
| 17               | Karnataka                 | 700401          | 688405          | 1388806         | 2239         | 1690         | 3929          | 131997         | 73600         | 205597         |
| 18               | Kerala                    | 257312          | 340566          | 597878          | 195          | 260          | 455           | 34439          | 28650         | 63089          |
| 19               | Lakshadweep               | 146             | 334             | 480             | 0            | 0            | 0             | 0              | 0             | 0              |
| 20               | Madhya Pradesh            | 627057          | 473668          | 1100725         | 36011        | 43742        | 79753         | 111052         | 56431         | 167483         |
| 21               | Maharashtra               | 1462455         | 1200425         | 2662880         | 7777         | 4850         | 12627         | 212871         | 115721        | 328592         |
| 22               | Manipur                   | 43776           | 43845           | 87621           | 184          | 97           | 281           | 681            | 211           | 892            |
| 23               | Meghalaya                 | 27683           | 28075           | 55758           | 21           | 26           | 47            | 479            | 755           | 1234           |
| 24               | Mizoram                   | 10458           | 9331            | 19789           | 0            | 0            | 0             | 1386           | 1292          | 2678           |
| 25               | Nagaland                  | 13485           | 13979           | 27464           | 10           | 48           | 58            | 692            | 616           | 1308           |
| 26               | Odisha                    | 370323          | 342208          | 712531          | 421          | 220          | 641           | 76364          | 24113         | 100477         |
| 27               | Puducherry                | 19979           | 22806           | 42785           | 208          | 102          | 310           | 3501           | 1311          | 4812           |
| 28               | Punjab                    | 305019          | 287436          | 592455          | 2800         | 3895         | 6695          | 89693          | 40620         | 130313         |
| 29               | Rajasthan                 | 766276          | 634243          | 1400519         | 2253         | 2268         | 4521          | 85272          | 12848         | 98120          |
| 30               | Sikkim                    | 7287            | 6384            | 13671           | 1            | 0            | 1             | 728            | 470           | 1198           |
| 31               | Tamil Nadu                | 1010296         | 1034481         | 2044777         | 2090         | 1594         | 3684          | 320452         | 65781         | 386233         |
| 32               | Telangana                 | 542998          | 475884          | 1018882         | 811          | 514          | 1325          | 57124          | 37316         | 94440          |
| 33               | Tripura                   | 31462           | 23885           | 55347           | 41           | 28           | 69            | 1852           | 1453          | 3305           |
| 34               | Uttar Pradesh             | 2671168         | 2432682         | 5103850         | 9498         | 5518         | 15016         | 156092         | 64024         | 220116         |
| 35               | Uttarakhand               | 142888          | 145922          | 288810          | 610          | 357          | 967           | 25450          | 7443          | 32893          |
| 36               | West Bengal               | 819579          | 722084          | 1541663         | 1459         | 691          | 2150          | 74607          | 26493         | 101100         |
| <b>All India</b> |                           | <b>13189895</b> | <b>11731165</b> | <b>24921060</b> | <b>82009</b> | <b>78915</b> | <b>160924</b> | <b>1729160</b> | <b>715772</b> | <b>2444932</b> |

**Table 6(a). State-wise Enrolment through Regular Mode at various levels**

| Sl No            | State                     | Certificate  |              |              | Integrated   |              |               | Grand Total     |                 |                 |
|------------------|---------------------------|--------------|--------------|--------------|--------------|--------------|---------------|-----------------|-----------------|-----------------|
|                  |                           | Male         | Female       | Total        | Male         | Female       | Total         | Male            | Female          | Total           |
| 1                | 2                         | 21           | 22           | 23           | 24           | 25           | 26            | 27              | 28              | 29              |
| 1                | Andaman & Nicobar Islands | 0            | 0            | 0            | 26           | 83           | 109           | 2904            | 3445            | 6349            |
| 2                | Andhra Pradesh            | 242          | 340          | 582          | 6520         | 2385         | 8905          | 801273          | 607508          | 1408781         |
| 3                | Arunachal Pradesh         | 313          | 94           | 407          | 0            | 0            | 0             | 17294           | 16179           | 33473           |
| 4                | Assam                     | 1612         | 1931         | 3543         | 2182         | 2292         | 4474          | 251697          | 240306          | 492003          |
| 5                | Bihar                     | 2857         | 1648         | 4505         | 1456         | 755          | 2211          | 866634          | 627785          | 1494419         |
| 6                | Chandigarh                | 467          | 239          | 706          | 1167         | 1260         | 2427          | 31919           | 38956           | 70875           |
| 7                | Chhatisgarh               | 106          | 258          | 364          | 827          | 769          | 1596          | 205528          | 200875          | 406403          |
| 8                | Dadra & Nagar Haveli      | 0            | 0            | 0            | 0            | 0            | 0             | 2906            | 2543            | 5449            |
| 9                | Daman & Diu               | 0            | 0            | 0            | 0            | 0            | 0             | 1881            | 1241            | 3122            |
| 10               | Delhi                     | 1990         | 1235         | 3225         | 2278         | 909          | 3187          | 195742          | 181622          | 377364          |
| 11               | Goa                       | 19           | 5            | 24           | 47           | 124          | 171           | 19745           | 20232           | 39977           |
| 12               | Gujarat                   | 2214         | 3021         | 5235         | 5158         | 5591         | 10749         | 824077          | 583763          | 1407840         |
| 13               | Haryana                   | 903          | 1580         | 2483         | 7506         | 4076         | 11582         | 427726          | 371629          | 799355          |
| 14               | Himachal Pradesh          | 502          | 503          | 1005         | 501          | 181          | 682           | 97677           | 110608          | 208285          |
| 15               | Jammu and Kashmir         | 6            | 2            | 8            | 1129         | 1314         | 2443          | 108683          | 121490          | 230173          |
| 16               | Jharkhand                 | 117          | 655          | 772          | 3299         | 2813         | 6112          | 282982          | 255715          | 538697          |
| 17               | Karnataka                 | 2112         | 2213         | 4325         | 4072         | 3344         | 7416          | 932029          | 854936          | 1786965         |
| 18               | Kerala                    | 489          | 2370         | 2859         | 2431         | 2312         | 4743          | 320923          | 433819          | 754742          |
| 19               | Lakshadweep               | 0            | 0            | 0            | 0            | 0            | 0             | 150             | 351             | 501             |
| 20               | Madhya Pradesh            | 2405         | 546          | 2951         | 3930         | 2655         | 6585          | 867104          | 673518          | 1540622         |
| 21               | Maharashtra               | 3808         | 3031         | 6839         | 5133         | 4857         | 9990          | 1870745         | 1487173         | 3357918         |
| 22               | Manipur                   | 45           | 86           | 131          | 0            | 0            | 0             | 46993           | 46279           | 93272           |
| 23               | Meghalaya                 | 0            | 0            | 0            | 8            | 5            | 13            | 30610           | 31923           | 62533           |
| 24               | Mizoram                   | 7            | 20           | 27           | 40           | 22           | 62            | 13137           | 11899           | 25036           |
| 25               | Nagaland                  | 0            | 0            | 0            | 11           | 0            | 11            | 14947           | 15874           | 30821           |
| 26               | Odisha                    | 3416         | 5375         | 8791         | 1839         | 1777         | 3616          | 478076          | 397134          | 875210          |
| 27               | Puducherry                | 2            | 0            | 2            | 724          | 564          | 1288          | 29232           | 29091           | 58323           |
| 28               | Punjab                    | 845          | 1137         | 1982         | 3687         | 3123         | 6810          | 435250          | 405366          | 840616          |
| 29               | Rajasthan                 | 2481         | 2746         | 5227         | 5269         | 3331         | 8600          | 923040          | 738337          | 1661377         |
| 30               | Sikkim                    | 11           | 52           | 63           | 304          | 293          | 597           | 9109            | 8198            | 17307           |
| 31               | Tamil Nadu                | 1897         | 7349         | 9246         | 6591         | 5249         | 11840         | 1467435         | 1296021         | 2763456         |
| 32               | Telangana                 | 235          | 499          | 734          | 3006         | 2158         | 5164          | 697389          | 591259          | 1288648         |
| 33               | Tripura                   | 130          | 81           | 211          | 238          | 160          | 398           | 36300           | 27165           | 63465           |
| 34               | Uttar Pradesh             | 13412        | 13174        | 26586        | 14586        | 6727         | 21313         | 3086450         | 2815512         | 5901962         |
| 35               | Uttarakhand               | 99           | 57           | 156          | 2316         | 1266         | 3582          | 194671          | 181263          | 375934          |
| 36               | West Bengal               | 3168         | 3754         | 6922         | 6364         | 2381         | 8745          | 947211          | 791396          | 1738607         |
| <b>All India</b> |                           | <b>45910</b> | <b>54001</b> | <b>99911</b> | <b>92645</b> | <b>62776</b> | <b>155421</b> | <b>16539469</b> | <b>14220411</b> | <b>30759880</b> |

**Table 7. Enrolment in Universities teaching departments and its Constituent Units/Off-campus Centres**

| SI No            | State                     | Number of universities |            | Ph.D.        |              |               | M.Phil.      |              |              | Post Graduate |               |                |
|------------------|---------------------------|------------------------|------------|--------------|--------------|---------------|--------------|--------------|--------------|---------------|---------------|----------------|
|                  |                           | Total                  | Responding | Male         | Female       | Total         | Male         | Female       | Total        | Male          | Female        | Total          |
| 1                | 2                         | 3                      | 4          | 5            | 6            | 7             | 8            | 9            | 10           | 11            | 12            | 13             |
| 1                | Andaman & Nicobar Islands | 0                      | 0          | 56           | 8            | 64            | 0            | 0            | 0            | 503           | 631           | 1134           |
| 2                | Andhra Pradesh            | 28                     | 28         | 1526         | 707          | 2233          | 338          | 187          | 525          | 49758         | 45701         | 95459          |
| 3                | Arunachal Pradesh         | 9                      | 7          | 285          | 213          | 498           | 51           | 60           | 111          | 3434          | 4036          | 7470           |
| 4                | Assam                     | 21                     | 20         | 2251         | 1503         | 3754          | 56           | 135          | 191          | 30744         | 36981         | 67725          |
| 5                | Bihar                     | 22                     | 22         | 1553         | 969          | 2522          | 20           | 12           | 32           | 46151         | 34065         | 80216          |
| 6                | Chandigarh                | 3                      | 3          | 448          | 567          | 1015          | 54           | 54           | 108          | 8821          | 11293         | 20114          |
| 7                | Chhatisgarh               | 22                     | 22         | 182          | 144          | 326           | 175          | 164          | 339          | 11808         | 9171          | 20979          |
| 8                | Dadra & Nagar Haveli      | 0                      | 0          | 0            | 0            | 0             | 0            | 0            | 0            | 61            | 44            | 105            |
| 9                | Daman & Diu               | 0                      | 0          | 0            | 0            | 0             | 0            | 0            | 0            | 0             | 0             | 0              |
| 10               | Delhi                     | 26                     | 26         | 4754         | 3920         | 8674          | 2829         | 3078         | 5907         | 47256         | 67689         | 114945         |
| 11               | Goa                       | 2                      | 2          | 21           | 26           | 47            | 10           | 0            | 10           | 1901          | 3181          | 5082           |
| 12               | Gujarat                   | 57                     | 57         | 2941         | 1726         | 4667          | 538          | 583          | 1121         | 47958         | 53639         | 101597         |
| 13               | Haryana                   | 39                     | 37         | 1415         | 1507         | 2922          | 323          | 407          | 730          | 21244         | 22705         | 43949          |
| 14               | Himachal Pradesh          | 25                     | 25         | 590          | 588          | 1178          | 103          | 175          | 278          | 10070         | 11251         | 21321          |
| 15               | Jammu and Kashmir         | 11                     | 11         | 937          | 822          | 1759          | 170          | 196          | 366          | 36477         | 38484         | 74961          |
| 16               | Jharkhand                 | 14                     | 14         | 1687         | 686          | 2373          | 92           | 140          | 232          | 15206         | 19002         | 34208          |
| 17               | Karnataka                 | 52                     | 50         | 6808         | 4019         | 10827         | 213          | 344          | 557          | 43792         | 51955         | 95747          |
| 18               | Kerala                    | 20                     | 20         | 1413         | 1655         | 3068          | 185          | 576          | 761          | 17473         | 28013         | 45486          |
| 19               | Lakshadweep               | 0                      | 0          | 0            | 0            | 0             | 0            | 0            | 0            | 4             | 17            | 21             |
| 20               | Madhya Pradesh            | 43                     | 42         | 1433         | 883          | 2316          | 603          | 630          | 1233         | 29053         | 21684         | 50737          |
| 21               | Maharashtra               | 45                     | 45         | 4273         | 2425         | 6698          | 1109         | 932          | 2041         | 86670         | 83953         | 170623         |
| 22               | Manipur                   | 4                      | 3          | 315          | 303          | 618           | 0            | 0            | 0            | 3169          | 3070          | 6239           |
| 23               | Meghalaya                 | 10                     | 7          | 380          | 428          | 808           | 61           | 142          | 203          | 3477          | 5227          | 8704           |
| 24               | Mizoram                   | 3                      | 3          | 284          | 266          | 550           | 48           | 76           | 124          | 1694          | 1768          | 3462           |
| 25               | Nagaland                  | 4                      | 4          | 87           | 74           | 161           | 0            | 0            | 0            | 2448          | 3125          | 5573           |
| 26               | Odisha                    | 21                     | 21         | 888          | 802          | 1690          | 350          | 541          | 891          | 16026         | 18377         | 34403          |
| 27               | Puducherry                | 4                      | 4          | 505          | 186          | 691           | 0            | 0            | 0            | 7518          | 4180          | 11698          |
| 28               | Punjab                    | 26                     | 25         | 2045         | 2611         | 4656          | 529          | 639          | 1168         | 17795         | 23288         | 41083          |
| 29               | Rajasthan                 | 70                     | 62         | 1468         | 2127         | 3595          | 326          | 229          | 555          | 54765         | 37846         | 92611          |
| 30               | Sikkim                    | 7                      | 6          | 27           | 31           | 58            | 68           | 74           | 142          | 5171          | 5192          | 10363          |
| 31               | Tamil Nadu                | 58                     | 57         | 11385        | 7032         | 18417         | 1230         | 2970         | 4200         | 105870        | 132431        | 238301         |
| 32               | Telangana                 | 21                     | 19         | 2710         | 1421         | 4131          | 355          | 180          | 535          | 31339         | 28806         | 60145          |
| 33               | Tripura                   | 3                      | 3          | 289          | 183          | 472           | 0            | 0            | 0            | 4909          | 3281          | 8190           |
| 34               | Uttar Pradesh             | 67                     | 67         | 7024         | 3233         | 10257         | 761          | 437          | 1198         | 63719         | 47951         | 111670         |
| 35               | Uttrakhand                | 28                     | 28         | 1782         | 952          | 2734          | 10           | 11           | 21           | 15550         | 14170         | 29720          |
| 36               | West Bengal               | 34                     | 34         | 3858         | 1915         | 5773          | 695          | 604          | 1299         | 70814         | 91710         | 162524         |
| <b>All India</b> |                           | <b>799</b>             | <b>774</b> | <b>65620</b> | <b>43932</b> | <b>109552</b> | <b>11302</b> | <b>13576</b> | <b>24878</b> | <b>912648</b> | <b>963917</b> | <b>1876565</b> |

*Note - Constituent Colleges of State/Central University not included.*

**Table 7. Enrolment in Universities teaching departments and its Constituent Units/Off-campus Centres**

| Sl No            | State                     | Under Graduate |                |                | PG Diploma   |              |               | Diploma       |              |               |
|------------------|---------------------------|----------------|----------------|----------------|--------------|--------------|---------------|---------------|--------------|---------------|
|                  |                           | Male           | Female         | Total          | Male         | Female       | Total         | Male          | Female       | Total         |
| 1                | 2                         | 14             | 15             | 16             | 17           | 18           | 19            | 20            | 21           | 22            |
| 1                | Andaman & Nicobar Islands | 1899           | 1561           | 3460           | 75           | 39           | 114           | 14            | 23           | 37            |
| 2                | Andhra Pradesh            | 170663         | 140096         | 310759         | 831          | 316          | 1147          | 561           | 411          | 972           |
| 3                | Arunachal Pradesh         | 5616           | 4626           | 10242          | 131          | 82           | 213           | 557           | 352          | 909           |
| 4                | Assam                     | 26349          | 11871          | 38220          | 1098         | 907          | 2005          | 424           | 326          | 750           |
| 5                | Bihar                     | 60204          | 31803          | 92007          | 1094         | 598          | 1692          | 664           | 602          | 1266          |
| 6                | Chandigarh                | 17880          | 7705           | 25585          | 222          | 255          | 477           | 173           | 213          | 386           |
| 7                | Chhatisgarh               | 25310          | 12230          | 37540          | 6001         | 6346         | 12347         | 11217         | 6701         | 17918         |
| 8                | Dadra & Nagar Haveli      | 0              | 0              | 0              | 0            | 0            | 0             | 1             | 0            | 1             |
| 9                | Daman & Diu               | 0              | 0              | 0              | 0            | 0            | 0             | 0             | 0            | 0             |
| 10               | Delhi                     | 317631         | 275146         | 592777         | 2706         | 1614         | 4320          | 3542          | 2226         | 5768          |
| 11               | Goa                       | 2639           | 1378           | 4017           | 91           | 47           | 138           | 40            | 73           | 113           |
| 12               | Gujarat                   | 96619          | 54706          | 151325         | 2234         | 2126         | 4360          | 6297          | 2827         | 9124          |
| 13               | Haryana                   | 45818          | 20794          | 66612          | 993          | 652          | 1645          | 1564          | 258          | 1822          |
| 14               | Himachal Pradesh          | 27763          | 17463          | 45226          | 321          | 385          | 706           | 388           | 304          | 692           |
| 15               | Jammu and Kashmir         | 29371          | 18492          | 47863          | 821          | 596          | 1417          | 163           | 331          | 494           |
| 16               | Jharkhand                 | 27285          | 10244          | 37529          | 873          | 367          | 1240          | 2257          | 991          | 3248          |
| 17               | Karnataka                 | 52794          | 53574          | 106368         | 1694         | 1088         | 2782          | 1461          | 1036         | 2497          |
| 18               | Kerala                    | 91896          | 95657          | 187553         | 689          | 719          | 1408          | 270           | 585          | 855           |
| 19               | Lakshadweep               | 146            | 334            | 480            | 0            | 0            | 0             | 0             | 0            | 0             |
| 20               | Madhya Pradesh            | 146498         | 71097          | 217595         | 35597        | 42833        | 78430         | 78159         | 38045        | 116204        |
| 21               | Maharashtra               | 394525         | 252879         | 647404         | 10356        | 5935         | 16291         | 21377         | 11066        | 32443         |
| 22               | Manipur                   | 2040           | 1005           | 3045           | 106          | 66           | 172           | 65            | 42           | 107           |
| 23               | Meghalaya                 | 4493           | 3345           | 7838           | 99           | 71           | 170           | 20            | 74           | 94            |
| 24               | Mizoram                   | 2510           | 1918           | 4428           | 23           | 11           | 34            | 2             | 9            | 11            |
| 25               | Nagaland                  | 1501           | 1065           | 2566           | 21           | 30           | 51            | 4             | 8            | 12            |
| 26               | Odisha                    | 40645          | 25301          | 65946          | 523          | 244          | 767           | 1211          | 208          | 1419          |
| 27               | Puducherry                | 2205           | 2624           | 4829           | 253          | 124          | 377           | 1             | 2            | 3             |
| 28               | Punjab                    | 72366          | 29988          | 102354         | 499          | 425          | 924           | 4434          | 1584         | 6018          |
| 29               | Rajasthan                 | 133208         | 84574          | 217782         | 2894         | 1273         | 4167          | 21452         | 4925         | 26377         |
| 30               | Sikkim                    | 5323           | 3961           | 9284           | 14           | 22           | 36            | 9             | 194          | 203           |
| 31               | Tamil Nadu                | 269534         | 194671         | 464205         | 5392         | 2918         | 8310          | 6573          | 5432         | 12005         |
| 32               | Telangana                 | 89688          | 74018          | 163706         | 2549         | 1429         | 3978          | 706           | 440          | 1146          |
| 33               | Tripura                   | 6404           | 2710           | 9114           | 89           | 31           | 120           | 6             | 8            | 14            |
| 34               | Uttar Pradesh             | 173289         | 65100          | 238389         | 3335         | 2021         | 5356          | 24302         | 4801         | 29103         |
| 35               | Uttarakhand               | 52589          | 33776          | 86365          | 1376         | 1130         | 2506          | 2274          | 926          | 3200          |
| 36               | West Bengal               | 58094          | 38429          | 96523          | 864          | 809          | 1673          | 1331          | 1422         | 2753          |
| <b>All India</b> |                           | <b>2454795</b> | <b>1644141</b> | <b>4098936</b> | <b>83864</b> | <b>75509</b> | <b>159373</b> | <b>191519</b> | <b>86445</b> | <b>277964</b> |

Note - Constituent Colleges of State/Central University not included.

**Table 7. Enrolment in Universities teaching departments and its Constituent Units/Off-campus Centres**

| SI No            | State                     | Certificate  |              |              | Integrated   |              |              | Grand Total    |                |                |
|------------------|---------------------------|--------------|--------------|--------------|--------------|--------------|--------------|----------------|----------------|----------------|
|                  |                           | Male         | Female       | Total        | Male         | Female       | Total        | Male           | Female         | Total          |
| 1                | 2                         | 23           | 24           | 25           | 26           | 27           | 28           | 29             | 30             | 31             |
| 1                | Andaman & Nicobar Islands | 0            | 0            | 0            | 0            | 0            | 0            | 2547           | 2262           | 4809           |
| 2                | Andhra Pradesh            | 33           | 36           | 69           | 2268         | 970          | 3238         | 225978         | 188424         | 414402         |
| 3                | Arunachal Pradesh         | 313          | 94           | 407          | 0            | 0            | 0            | 10387          | 9463           | 19850          |
| 4                | Assam                     | 173          | 103          | 276          | 982          | 932          | 1914         | 62077          | 52758          | 114835         |
| 5                | Bihar                     | 47           | 19           | 66           | 586          | 446          | 1032         | 110319         | 68514          | 178833         |
| 6                | Chandigarh                | 461          | 236          | 697          | 1167         | 1260         | 2427         | 29226          | 21583          | 50809          |
| 7                | Chhatisgarh               | 12           | 27           | 39           | 786          | 652          | 1438         | 55491          | 35435          | 90926          |
| 8                | Dadra & Nagar Haveli      | 0            | 0            | 0            | 0            | 0            | 0            | 62             | 44             | 106            |
| 9                | Daman & Diu               | 0            | 0            | 0            | 0            | 0            | 0            | 0              | 0              | 0              |
| 10               | Delhi                     | 1577         | 542          | 2119         | 2278         | 909          | 3187         | 382573         | 355124         | 737697         |
| 11               | Goa                       | 11           | 5            | 16           | 0            | 0            | 0            | 4713           | 4710           | 9423           |
| 12               | Gujarat                   | 5331         | 11298        | 16629        | 3791         | 4086         | 7877         | 165709         | 130991         | 296700         |
| 13               | Haryana                   | 143          | 101          | 244          | 6004         | 3441         | 9445         | 77504          | 49865          | 127369         |
| 14               | Himachal Pradesh          | 99           | 74           | 173          | 482          | 157          | 639          | 39816          | 30397          | 70213          |
| 15               | Jammu and Kashmir         | 10           | 4            | 14           | 271          | 299          | 570          | 68220          | 59224          | 127444         |
| 16               | Jharkhand                 | 1            | 0            | 1            | 2053         | 1288         | 3341         | 49454          | 32718          | 82172          |
| 17               | Karnataka                 | 480          | 415          | 895          | 2276         | 2024         | 4300         | 109518         | 114455         | 223973         |
| 18               | Kerala                    | 207          | 39           | 246          | 609          | 698          | 1307         | 112742         | 127942         | 240684         |
| 19               | Lakshadweep               | 0            | 0            | 0            | 0            | 0            | 0            | 150            | 351            | 501            |
| 20               | Madhya Pradesh            | 2771         | 3334         | 6105         | 2537         | 1686         | 4223         | 296651         | 180192         | 476843         |
| 21               | Maharashtra               | 1079         | 970          | 2049         | 1622         | 1031         | 2653         | 521011         | 359191         | 880202         |
| 22               | Manipur                   | 0            | 0            | 0            | 0            | 0            | 0            | 5695           | 4486           | 10181          |
| 23               | Meghalaya                 | 88           | 78           | 166          | 8            | 5            | 13           | 8626           | 9370           | 17996          |
| 24               | Mizoram                   | 0            | 0            | 0            | 40           | 22           | 62           | 4601           | 4070           | 8671           |
| 25               | Nagaland                  | 0            | 0            | 0            | 11           | 0            | 11           | 4072           | 4302           | 8374           |
| 26               | Odisha                    | 61           | 57           | 118          | 1000         | 682          | 1682         | 60704          | 46212          | 106916         |
| 27               | Puducherry                | 2            | 0            | 2            | 724          | 564          | 1288         | 11208          | 7680           | 18888          |
| 28               | Punjab                    | 597          | 178          | 775          | 2053         | 1766         | 3819         | 100318         | 60479          | 160797         |
| 29               | Rajasthan                 | 433          | 248          | 681          | 4293         | 2434         | 6727         | 218839         | 133656         | 352495         |
| 30               | Sikkim                    | 11           | 12           | 23           | 219          | 163          | 382          | 10842          | 9649           | 20491          |
| 31               | Tamil Nadu                | 3110         | 5117         | 8227         | 5531         | 4204         | 9735         | 408625         | 354775         | 763400         |
| 32               | Telangana                 | 295          | 137          | 432          | 1564         | 1089         | 2653         | 129206         | 107520         | 236726         |
| 33               | Tripura                   | 0            | 0            | 0            | 238          | 160          | 398          | 11935          | 6373           | 18308          |
| 34               | Uttar Pradesh             | 2131         | 1609         | 3740         | 6182         | 2695         | 8877         | 280743         | 127847         | 408590         |
| 35               | Uttarakhand               | 3            | 22           | 25           | 1946         | 1097         | 3043         | 75530          | 52084          | 127614         |
| 36               | West Bengal               | 2227         | 2643         | 4870         | 5114         | 1429         | 6543         | 142997         | 138961         | 281958         |
| <b>All India</b> |                           | <b>21706</b> | <b>27398</b> | <b>49104</b> | <b>56635</b> | <b>36189</b> | <b>92824</b> | <b>3798089</b> | <b>2891107</b> | <b>6689196</b> |

Note - Constituent Colleges of State/Central University not included.

**Table 8. Number of Colleges and Enrolment in responding Colleges at various levels**

| SI No            | State                     | Number of Colleges |              | Ph.D.       |             |              | M.Phil.     |              |              | Post Graduate |                |                |
|------------------|---------------------------|--------------------|--------------|-------------|-------------|--------------|-------------|--------------|--------------|---------------|----------------|----------------|
|                  |                           | Total              | Response     | Male        | Female      | Total        | Male        | Female       | Total        | Male          | Female         | Total          |
| 1                | 2                         | 3                  | 4            | 5           | 6           | 7            | 8           | 9            | 10           | 11            | 12             | 13             |
| 1                | Andaman & Nicobar Islands | 7                  | 7            | 13          | 9           | 22           |             |              |              | 71            | 276            | 347            |
| 2                | Andhra Pradesh            | 2532               | 2424         | 563         | 310         | 873          | 70          | 33           | 103          | 90653         | 61485          | 152138         |
| 3                | Arunachal Pradesh         | 28                 | 19           |             |             |              |             |              |              | 37            | 61             | 98             |
| 4                | Assam                     | 539                | 473          | 67          | 53          | 120          | 9           | 14           | 23           | 6039          | 5789           | 11828          |
| 5                | Bihar                     | 744                | 652          | 14          | 6           | 20           |             |              |              | 27703         | 22282          | 49985          |
| 6                | Chandigarh                | 25                 | 25           |             |             |              | 4           | 1            | 5            | 1222          | 4201           | 5423           |
| 7                | Chhatisgarh               | 706                | 699          | 205         | 132         | 337          | 7           | 9            | 16           | 15398         | 20235          | 35633          |
| 8                | Dadra & Nagar Haveli      | 8                  | 7            |             |             |              |             |              |              | 61            | 126            | 187            |
| 9                | Daman & Diu               | 8                  | 8            |             |             |              |             |              |              |               |                |                |
| 10               | Delhi                     | 191                | 167          | 107         | 98          | 205          | 1           | 7            | 8            | 6925          | 8497           | 15422          |
| 11               | Goa                       | 55                 | 55           | 23          |             | 23           |             |              |              | 525           | 1134           | 1659           |
| 12               | Gujarat                   | 2019               | 2003         | 269         | 119         | 388          | 54          | 82           | 136          | 34343         | 43294          | 77637          |
| 13               | Haryana                   | 1113               | 870          | 202         | 230         | 432          | 9           | 25           | 34           | 14513         | 30150          | 44663          |
| 14               | Himachal Pradesh          | 348                | 300          |             |             |              |             |              |              | 2497          | 4951           | 7448           |
| 15               | Jammu and Kashmir         | 329                | 304          | 48          | 32          | 80           |             |              |              | 1342          | 1274           | 2616           |
| 16               | Jharkhand                 | 328                | 281          | 39          | 2           | 41           | 17          | 60           | 77           | 7963          | 12318          | 20281          |
| 17               | Karnataka                 | 3555               | 3264         | 607         | 324         | 931          | 1           | 34           | 35           | 51420         | 50321          | 101741         |
| 18               | Kerala                    | 1302               | 1216         | 510         | 1002        | 1512         | 43          | 108          | 151          | 18284         | 47689          | 65973          |
| 19               | Lakshadweep               |                    |              |             |             |              |             |              |              |               |                |                |
| 20               | Madhya Pradesh            | 2260               | 2050         | 773         | 685         | 1458         | 78          | 141          | 219          | 67709         | 82058          | 149767         |
| 21               | Maharashtra               | 4569               | 4429         | 1477        | 1042        | 2519         | 378         | 481          | 859          | 115572        | 113710         | 229282         |
| 22               | Manipur                   | 87                 | 83           |             |             |              | 1           | 13           | 14           | 789           | 471            | 1260           |
| 23               | Meghalaya                 | 63                 | 48           |             |             |              |             |              |              | 70            | 78             | 148            |
| 24               | Mizoram                   | 29                 | 29           | 3           | 2           | 5            |             |              |              | 113           | 76             | 189            |
| 25               | Nagaland                  | 65                 | 65           |             |             |              |             |              |              | 78            | 167            | 245            |
| 26               | Odisha                    | 1076               | 1066         | 460         | 475         | 935          | 77          | 133          | 210          | 14317         | 11220          | 25537          |
| 27               | Puducherry                | 84                 | 77           | 112         | 129         | 241          | 10          | 50           | 60           | 1356          | 2054           | 3410           |
| 28               | Punjab                    | 1050               | 960          | 3           | 21          | 24           | 16          | 42           | 58           | 20329         | 52113          | 72442          |
| 29               | Rajasthan                 | 3050               | 2392         | 321         | 218         | 539          | 23          | 31           | 54           | 35620         | 56959          | 92579          |
| 30               | Sikkim                    | 16                 | 14           |             |             |              |             |              |              | 48            | 17             | 65             |
| 31               | Tamil Nadu                | 2368               | 2344         | 1663        | 2126        | 3789         | 5175        | 10134        | 15309        | 79686         | 134197         | 213883         |
| 32               | Telangana                 | 2454               | 2032         |             | 2           | 2            | 13          | 35           | 48           | 76795         | 65022          | 141817         |
| 33               | Tripura                   | 51                 | 50           |             |             |              |             |              |              | 107           | 150            | 257            |
| 34               | Uttar Pradesh             | 6491               | 5842         | 744         | 503         | 1247         | 80          | 26           | 106          | 169112        | 259100         | 428212         |
| 35               | Uttrakhand                | 439                | 333          | 322         | 302         | 624          |             |              |              | 10947         | 15405          | 26352          |
| 36               | West Bengal               | 1082               | 1079         | 105         | 24          | 129          | 97          | 8            | 105          | 12778         | 10869          | 23647          |
| <b>All India</b> |                           | <b>39071</b>       | <b>35667</b> | <b>8650</b> | <b>7846</b> | <b>16496</b> | <b>6163</b> | <b>11467</b> | <b>17630</b> | <b>884422</b> | <b>1117749</b> | <b>2002171</b> |



**Table 8. Number of Colleges and Enrolment in responding Colleges at various levels**

| SI No            | State                     | Under Graduate  |                 |                 | PG Diploma   |              |              | Diploma       |               |               |
|------------------|---------------------------|-----------------|-----------------|-----------------|--------------|--------------|--------------|---------------|---------------|---------------|
|                  |                           | Male            | Female          | Total           | Male         | Female       | Total        | Male          | Female        | Total         |
| 1                | 2                         | 14              | 15              | 16              | 17           | 18           | 19           | 20            | 21            | 22            |
| 1                | Andaman & Nicobar Islands | 2209            | 2759            | 4968            |              |              |              | 478           | 291           | 769           |
| 2                | Andhra Pradesh            | 571198          | 445410          | 1016608         | 223          | 248          | 471          | 15864         | 4190          | 20054         |
| 3                | Arunachal Pradesh         | 12341           | 13306           | 25647           |              |              |              | 5             | 6             | 11            |
| 4                | Assam                     | 214696          | 211705          | 426401          | 324          | 290          | 614          | 580           | 332           | 912           |
| 5                | Bihar                     | 765835          | 572991          | 1338826         | 70           | 64           | 134          | 1827          | 328           | 2155          |
| 6                | Chandigarh                | 17152           | 23589           | 40741           | 169          | 303          | 472          | 37            | 72            | 109           |
| 7                | Chhatisgarh               | 146294          | 152567          | 298861          | 2561         | 3019         | 5580         | 17937         | 9209          | 27146         |
| 8                | Dadra & Nagar Haveli      | 2088            | 2254            | 4342            |              | 19           | 19           | 604           | 80            | 684           |
| 9                | Daman & Diu               | 695             | 1088            | 1783            |              |              |              | 1156          | 118           | 1274          |
| 10               | Delhi                     | 120663          | 112015          | 232678          | 197          | 314          | 511          | 1740          | 3344          | 5084          |
| 11               | Goa                       | 11957           | 16744           | 28701           | 46           | 50           | 96           | 40            | 124           | 164           |
| 12               | Gujarat                   | 550657          | 410301          | 960958          | 1265         | 1424         | 2689         | 105335        | 19071         | 124406        |
| 13               | Haryana                   | 260360          | 234975          | 495335          | 315          | 671          | 986          | 7371          | 8950          | 16321         |
| 14               | Himachal Pradesh          | 61270           | 84129           | 145399          | 74           | 269          | 343          | 1036          | 1591          | 2627          |
| 15               | Jammu and Kashmir         | 84818           | 106149          | 190967          | 79           | 78           | 157          | 40            | 61            | 101           |
| 16               | Jharkhand                 | 233625          | 223684          | 457309          | 160          | 120          | 280          | 479           | 292           | 771           |
| 17               | Karnataka                 | 658011          | 654624          | 1312635         | 536          | 636          | 1172         | 3503          | 3055          | 6558          |
| 18               | Kerala                    | 236235          | 323423          | 559658          | 66           | 127          | 193          | 877           | 1137          | 2014          |
| 19               | Lakshadweep               |                 |                 |                 |              |              |              |               |               |               |
| 20               | Madhya Pradesh            | 563414          | 447824          | 1011238         | 3862         | 3073         | 6935         | 23404         | 10351         | 33755         |
| 21               | Maharashtra               | 1381355         | 1137742         | 2519097         | 1795         | 1514         | 3309         | 8962          | 6882          | 15844         |
| 22               | Manipur                   | 43154           | 43611           | 86765           | 57           | 40           | 97           | 401           | 160           | 561           |
| 23               | Meghalaya                 | 25279           | 26737           | 52016           | 10           | 13           | 23           |               |               |               |
| 24               | Mizoram                   | 9639            | 9101            | 18740           |              |              |              |               |               |               |
| 25               | Nagaland                  | 12945           | 13730           | 26675           |              |              |              | 1             | 117           | 118           |
| 26               | Odisha                    | 341287          | 326127          | 667414          | 75           | 100          | 175          | 5100          | 1043          | 6143          |
| 27               | Puducherry                | 17725           | 20176           | 37901           | 10           | 8            | 18           | 32            | 46            | 78            |
| 28               | Punjab                    | 246519          | 261668          | 508187          | 2071         | 3634         | 5705         | 4424          | 12634         | 17058         |
| 29               | Rajasthan                 | 647253          | 553504          | 1200757         | 899          | 1627         | 2526         | 12541         | 3409          | 15950         |
| 30               | Sikkim                    | 3223            | 4500            | 7723            |              |              |              | 99            | 19            | 118           |
| 31               | Tamil Nadu                | 870269          | 969012          | 1839281         | 720          | 1140         | 1860         | 1745          | 11806         | 13551         |
| 32               | Telangana                 | 530320          | 466460          | 996780          | 134          | 153          | 287          | 19556         | 5098          | 24654         |
| 33               | Tripura                   | 28634           | 23207           | 51841           | 12           | 12           | 24           | 1571          | 1058          | 2629          |
| 34               | Uttar Pradesh             | 2526577         | 2376187         | 4902764         | 3349         | 1967         | 5316         | 19092         | 4903          | 23995         |
| 35               | Uttrakhand                | 90442           | 103548          | 193990          | 291          | 182          | 473          | 4752          | 845           | 5597          |
| 36               | West Bengal               | 793808          | 710816          | 1504624         | 342          | 197          | 539          | 4430          | 2650          | 7080          |
| <b>All India</b> |                           | <b>12081947</b> | <b>11085663</b> | <b>23167610</b> | <b>19712</b> | <b>21292</b> | <b>41004</b> | <b>265019</b> | <b>113272</b> | <b>378291</b> |

**Table 8. Number of Colleges and Enrolment in responding Colleges at various levels**

| SI No            | State                     | Certificate  |              |              | Integrated   |              |              | Grand Total     |                 |                 |
|------------------|---------------------------|--------------|--------------|--------------|--------------|--------------|--------------|-----------------|-----------------|-----------------|
|                  |                           | Male         | Female       | Total        | Male         | Female       | Total        | Male            | Female          | Total           |
| 1                | 2                         | 23           | 24           | 25           | 26           | 27           | 28           | 29              | 30              | 31              |
| 1                | Andaman & Nicobar Islands |              |              |              | 26           | 83           | 109          | 2797            | 3418            | 6215            |
| 2                | Andhra Pradesh            | 206          | 217          | 423          | 4252         | 1415         | 5667         | 683029          | 513308          | 1196337         |
| 3                | Arunachal Pradesh         |              |              |              |              |              |              | 12383           | 13373           | 25756           |
| 4                | Assam                     | 1509         | 1768         | 3277         | 1200         | 1360         | 2560         | 224424          | 221311          | 445735          |
| 5                | Bihar                     | 2774         | 1626         | 4400         | 870          | 309          | 1179         | 799093          | 597606          | 1396699         |
| 6                | Chandigarh                | 6            | 8            | 14           |              |              |              | 18590           | 28174           | 46764           |
| 7                | Chhatisgarh               | 80           | 231          | 311          | 41           | 117          | 158          | 182523          | 185519          | 368042          |
| 8                | Dadra & Nagar Haveli      |              |              |              |              |              |              | 2753            | 2479            | 5232            |
| 9                | Daman & Diu               |              |              |              |              |              |              | 1851            | 1206            | 3057            |
| 10               | Delhi                     | 421          | 646          | 1067         |              |              |              | 130054          | 124921          | 254975          |
| 11               | Goa                       | 8            |              | 8            | 47           | 124          | 171          | 12646           | 18176           | 30822           |
| 12               | Gujarat                   | 1130         | 952          | 2082         | 1367         | 1505         | 2872         | 694420          | 476748          | 1171168         |
| 13               | Haryana                   | 760          | 1479         | 2239         | 1502         | 635          | 2137         | 285032          | 277115          | 562147          |
| 14               | Himachal Pradesh          | 49           | 48           | 97           | 19           | 24           | 43           | 64945           | 91012           | 155957          |
| 15               | Jammu and Kashmir         |              |              |              | 858          | 1015         | 1873         | 87185           | 108609          | 195794          |
| 16               | Jharkhand                 | 117          | 463          | 580          | 1246         | 1525         | 2771         | 243646          | 238464          | 482110          |
| 17               | Karnataka                 | 1248         | 1610         | 2858         | 1796         | 1320         | 3116         | 717122          | 711924          | 1429046         |
| 18               | Kerala                    | 197          | 895          | 1092         | 1822         | 1614         | 3436         | 258034          | 375995          | 634029          |
| 19               | Lakshadweep               |              |              |              |              |              |              |                 |                 |                 |
| 20               | Madhya Pradesh            | 2209         | 316          | 2525         | 1033         | 754          | 1787         | 662482          | 545202          | 1207684         |
| 21               | Maharashtra               | 2059         | 2060         | 4119         | 3511         | 3826         | 7337         | 1515109         | 1267257         | 2782366         |
| 22               | Manipur                   | 45           | 86           | 131          |              |              |              | 44447           | 44381           | 88828           |
| 23               | Meghalaya                 |              |              |              |              |              |              | 25359           | 26828           | 52187           |
| 24               | Mizoram                   |              |              |              |              |              |              | 9755            | 9179            | 18934           |
| 25               | Nagaland                  |              |              |              |              |              |              | 13024           | 14014           | 27038           |
| 26               | Odisha                    | 902          | 1391         | 2293         | 839          | 1095         | 1934         | 363057          | 341584          | 704641          |
| 27               | Puducherry                |              |              |              |              |              |              | 19245           | 22463           | 41708           |
| 28               | Punjab                    | 249          | 866          | 1115         | 1634         | 1357         | 2991         | 275245          | 332335          | 607580          |
| 29               | Rajasthan                 | 998          | 1579         | 2577         | 977          | 897          | 1874         | 698632          | 618224          | 1316856         |
| 30               | Sikkim                    |              |              |              | 85           | 130          | 215          | 3455            | 4666            | 8121            |
| 31               | Tamil Nadu                | 1546         | 7239         | 8785         | 1060         | 1045         | 2105         | 961864          | 1136699         | 2098563         |
| 32               | Telangana                 | 159          | 395          | 554          | 1442         | 1069         | 2511         | 628419          | 538234          | 1166653         |
| 33               | Tripura                   | 58           | 44           | 102          |              |              |              | 30382           | 24471           | 54853           |
| 34               | Uttar Pradesh             | 1774         | 1707         | 3481         | 8401         | 4026         | 12427        | 2729129         | 2648419         | 5377548         |
| 35               | Uttrakhand                | 52           | 28           | 80           | 370          | 169          | 539          | 107176          | 120479          | 227655          |
| 36               | West Bengal               | 614          | 1123         | 1737         | 1250         | 952          | 2202         | 813424          | 726639          | 1540063         |
| <b>All India</b> |                           | <b>19170</b> | <b>26777</b> | <b>45947</b> | <b>35648</b> | <b>26366</b> | <b>62014</b> | <b>13320731</b> | <b>12410432</b> | <b>25731163</b> |

**Table 9. Number and Enrolment in different types of Stand Alone Institutions**

| SI No            | State                     | Polytechnics           |             |                |               |                |                           | PGDM                   |            |              |              |              |                           |  |
|------------------|---------------------------|------------------------|-------------|----------------|---------------|----------------|---------------------------|------------------------|------------|--------------|--------------|--------------|---------------------------|--|
|                  |                           | Number of Institutions |             | Enrolment      |               |                | Per Institution Enrolment | Number of Institutions |            | Enrolment    |              |              | Per Institution Enrolment |  |
|                  |                           | Total                  | Response    | Male           | Female        | Total          |                           | Total                  | Response   | Male         | Female       | Total        |                           |  |
| 1                | 2                         | 3                      | 4           | 5              | 6             | 7              | 8                         | 9                      | 10         | 11           | 12           | 13           | 14                        |  |
| 1                | Andaman & Nicobar Islands | 1                      |             |                |               |                |                           |                        |            |              |              |              |                           |  |
| 2                | Andhra Pradesh            | 156                    | 95          | 49976          | 13763         | 63739          | 671                       | 11                     | 3          | 346          | 172          | 518          | 173                       |  |
| 3                | Arunachal Pradesh         | 3                      | 2           | 592            | 198           | 790            | 395                       |                        |            |              |              |              |                           |  |
| 4                | Assam                     | 16                     | 12          | 4454           | 1070          | 5524           | 460                       | 1                      | 1          | 75           | 63           | 138          | 138                       |  |
| 5                | Bihar                     | 29                     | 26          | 13561          | 1873          | 15434          | 594                       | 4                      | 4          | 189          | 105          | 294          | 74                        |  |
| 6                | Chandigarh                | 3                      | 3           | 1286           | 783           | 2069           | 690                       | 1                      |            |              |              |              |                           |  |
| 7                | Chhatisgarh               | 1                      | 1           | 34             | 8             | 42             | 42                        | 10                     | 3          | 139          | 61           | 200          | 67                        |  |
| 8                | Dadra & Nagar Haveli      |                        |             |                |               |                |                           |                        |            |              |              |              |                           |  |
| 9                | Daman & Diu               |                        |             |                |               |                |                           |                        |            |              |              |              |                           |  |
| 10               | Delhi                     | 35                     | 14          | 11979          | 1092          | 13071          | 934                       | 21                     | 8          | 1623         | 974          | 2597         | 325                       |  |
| 11               | Goa                       | 8                      | 8           | 5778           | 412           | 6190           | 774                       | 1                      | 1          | 436          | 208          | 644          | 644                       |  |
| 12               | Gujarat                   | 1                      | 1           | 346            | 2             | 348            | 348                       | 18                     | 9          | 1465         | 593          | 2058         | 229                       |  |
| 13               | Haryana                   | 204                    | 89          | 42255          | 6860          | 49115          | 552                       | 21                     | 6          | 487          | 116          | 603          | 101                       |  |
| 14               | Himachal Pradesh          | 41                     | 33          | 7556           | 1968          | 9524           | 289                       | 1                      |            |              |              |              |                           |  |
| 15               | Jammu and Kashmir         | 36                     | 27          | 6322           | 1538          | 7860           | 291                       |                        |            |              |              |              |                           |  |
| 16               | Jharkhand                 | 32                     | 21          | 12203          | 2007          | 14210          | 677                       | 8                      | 5          | 1410         | 551          | 1961         | 392                       |  |
| 17               | Karnataka                 | 314                    | 297         | 114138         | 36267         | 150405         | 506                       | 26                     | 13         | 1808         | 1209         | 3017         | 232                       |  |
| 18               | Kerala                    | 79                     | 69          | 32712          | 12250         | 44962          | 652                       | 8                      | 4          | 361          | 276          | 637          | 159                       |  |
| 19               | Lakshadweep               |                        |             |                |               |                |                           |                        |            |              |              |              |                           |  |
| 20               | Madhya Pradesh            | 103                    | 34          | 14567          | 4400          | 18967          | 558                       | 19                     | 7          | 210          | 102          | 312          | 45                        |  |
| 21               | Maharashtra               | 1091                   | 527         | 192656         | 73178         | 265834         | 504                       | 75                     | 36         | 6636         | 3737         | 10373        | 288                       |  |
| 22               | Manipur                   | 1                      |             |                |               |                |                           |                        |            |              |              |              |                           |  |
| 23               | Meghalaya                 | 3                      | 2           | 262            | 90            | 352            | 176                       |                        |            |              |              |              |                           |  |
| 24               | Mizoram                   | 2                      | 2           | 177            | 208           | 385            | 193                       |                        |            |              |              |              |                           |  |
| 25               | Nagaland                  | 4                      | 4           | 658            | 150           | 808            | 202                       |                        |            |              |              |              |                           |  |
| 26               | Odisha                    | 143                    | 120         | 66684          | 9724          | 76408          | 637                       | 11                     | 5          | 279          | 136          | 415          | 83                        |  |
| 27               | Puducherry                | 10                     | 9           | 3483           | 907           | 4390           | 488                       |                        |            |              |              |              |                           |  |
| 28               | Punjab                    | 173                    | 144         | 76929          | 12520         | 89449          | 621                       | 2                      |            |              |              |              |                           |  |
| 29               | Rajasthan                 | 199                    | 179         | 55029          | 5125          | 60154          | 336                       | 19                     | 5          | 354          | 215          | 569          | 114                       |  |
| 30               | Sikkim                    | 2                      | 2           | 629            | 189           | 818            | 409                       |                        |            |              |              |              |                           |  |
| 31               | Tamil Nadu                | 476                    | 476         | 316474         | 29799         | 346273         | 727                       | 10                     | 2          | 61           | 32           | 93           | 47                        |  |
| 32               | Telangana                 | 107                    | 58          | 33147          | 11881         | 45028          | 776                       | 25                     | 5          | 658          | 458          | 1116         | 223                       |  |
| 33               | Tripura                   | 3                      |             |                |               |                |                           |                        |            |              |              |              |                           |  |
| 34               | Uttar Pradesh             | 370                    | 219         | 108250         | 18948         | 127198         | 581                       | 128                    | 39         | 5466         | 3076         | 8542         | 219                       |  |
| 35               | Uttrakhand                | 103                    | 100         | 18380          | 5054          | 23434          | 234                       | 3                      | 1          | 90           | 39           | 129          | 129                       |  |
| 36               | West Bengal               | 118                    | 116         | 64029          | 8787          | 72816          | 628                       | 12                     | 10         | 2227         | 844          | 3071         | 307                       |  |
| <b>All India</b> |                           | <b>3867</b>            | <b>2690</b> | <b>1254546</b> | <b>261051</b> | <b>1515597</b> | <b>563</b>                | <b>435</b>             | <b>167</b> | <b>24320</b> | <b>12967</b> | <b>37287</b> | <b>223</b>                |  |

**Table 9. Number and Enrolment in different types of Stand Alone Institutions**

| SI No            | State                     | Nursing                |             |              |               |               |                           | Teacher Training       |             |              |               |               |                           |  |
|------------------|---------------------------|------------------------|-------------|--------------|---------------|---------------|---------------------------|------------------------|-------------|--------------|---------------|---------------|---------------------------|--|
|                  |                           | Number of Institutions |             | Enrolment    |               |               | Per Institution Enrolment | Number of Institutions |             | Enrolment    |               |               | Per Institution Enrolment |  |
|                  |                           | Total                  | Response    | Male         | Female        | Total         |                           | Total                  | Response    | Male         | Female        | Total         |                           |  |
| 1                | 2                         | 15                     | 16          | 17           | 18            | 19            | 20                        | 21                     | 22          | 23           | 24            | 25            | 26                        |  |
| 1                | Andaman & Nicobar Islands | 2                      |             |              |               |               |                           | 1                      |             |              |               |               |                           |  |
| 2                | Andhra Pradesh            | 297                    | 219         | 1138         | 23444         | 24582         | 112                       | 351                    | 260         | 8733         | 16227         | 24960         | 96                        |  |
| 3                | Arunachal Pradesh         | 2                      |             |              |               |               |                           | 7                      | 1           | 19           | 37            | 56            | 56                        |  |
| 4                | Assam                     | 45                     | 10          | 16           | 942           | 958           | 96                        | 22                     | 22          | 1783         | 1948          | 3731          | 170                       |  |
| 5                | Bihar                     | 80                     | 26          | 208          | 2641          | 2849          | 110                       | 44                     | 43          | 4730         | 3412          | 8142          | 189                       |  |
| 6                | Chandigarh                |                        |             |              |               |               |                           | 3                      | 3           | 20           | 330           | 350           | 117                       |  |
| 7                | Chhatisgarh               | 38                     | 23          | 82           | 1718          | 1800          | 78                        | 32                     | 32          | 2369         | 2344          | 4713          | 147                       |  |
| 8                | Dadra & Nagar Haveli      | 1                      |             |              |               |               |                           |                        |             |              |               |               |                           |  |
| 9                | Daman & Diu               |                        |             |              |               |               |                           | 2                      | 1           | 30           | 35            | 65            | 65                        |  |
| 10               | Delhi                     | 17                     | 17          |              | 2215          | 2215          | 130                       | 36                     | 25          | 518          | 3741          | 4259          | 170                       |  |
| 11               | Goa                       | 2                      |             |              |               |               |                           | 1                      | 1           | 12           | 175           | 187           | 187                       |  |
| 12               | Gujarat                   | 126                    | 126         | 1273         | 9503          | 10776         | 86                        | 149                    | 149         | 1297         | 3570          | 4867          | 33                        |  |
| 13               | Haryana                   | 42                     | 6           | 85           | 1453          | 1538          | 256                       | 37                     | 7           | 296          | 921           | 1217          | 174                       |  |
| 14               | Himachal Pradesh          | 31                     | 26          | 17           | 3273          | 3290          | 127                       | 18                     | 16          | 833          | 1009          | 1842          | 115                       |  |
| 15               | Jammu and Kashmir         | 12                     | 7           | 496          | 490           | 986           | 141                       | 25                     | 18          | 325          | 147           | 472           | 26                        |  |
| 16               | Jharkhand                 | 33                     | 6           | 5            | 687           | 692           | 115                       | 7                      | 1           | 22           | 78            | 100           | 100                       |  |
| 17               | Karnataka                 | 572                    | 369         | 9499         | 26715         | 36214         | 98                        | 757                    | 506         | 4534         | 8621          | 13155         | 26                        |  |
| 18               | Kerala                    | 233                    | 183         | 400          | 11496         | 11896         | 65                        | 273                    | 127         | 447          | 5352          | 5799          | 46                        |  |
| 19               | Lakshadweep               |                        |             |              |               |               |                           |                        |             |              |               |               |                           |  |
| 20               | Madhya Pradesh            | 128                    | 60          | 2822         | 6715          | 9537          | 159                       | 204                    | 33          | 1731         | 1763          | 3494          | 106                       |  |
| 21               | Maharashtra               | 167                    | 54          | 496          | 4508          | 5004          | 93                        | 1147                   | 937         | 10130        | 31422         | 41552         | 44                        |  |
| 22               | Manipur                   | 6                      |             |              |               |               |                           | 8                      |             |              |               |               |                           |  |
| 23               | Meghalaya                 | 7                      | 2           |              | 225           | 225           | 113                       | 11                     | 7           | 214          | 427           | 641           | 92                        |  |
| 24               | Mizoram                   | 4                      | 4           | 21           | 375           | 396           | 99                        | 9                      | 9           | 1788         | 1289          | 3077          | 342                       |  |
| 25               | Nagaland                  | 3                      | 3           | 13           | 276           | 289           | 96                        | 4                      | 4           | 122          | 261           | 383           | 96                        |  |
| 26               | Odisha                    | 179                    | 149         | 648          | 13097         | 13745         | 92                        | 65                     | 64          | 6595         | 5802          | 12397         | 194                       |  |
| 27               | Puducherry                | 1                      | 1           |              | 51            | 51            | 51                        | 46                     | 2           | 56           | 319           | 375           | 188                       |  |
| 28               | Punjab                    | 209                    | 100         | 2178         | 13252         | 15430         | 154                       | 31                     | 18          | 894          | 2291          | 3185          | 177                       |  |
| 29               | Rajasthan                 | 160                    | 8           | 978          | 507           | 1485          | 186                       | 202                    | 60          | 3309         | 2871          | 6180          | 103                       |  |
| 30               | Sikkim                    | 1                      | 1           |              | 120           | 120           | 120                       | 2                      |             |              |               |               |                           |  |
| 31               | Tamil Nadu                | 115                    | 115         | 803          | 9496          | 10299         | 90                        | 399                    | 394         | 1456         | 13967         | 15423         | 39                        |  |
| 32               | Telangana                 | 234                    | 121         | 992          | 15609         | 16601         | 137                       | 207                    | 81          | 3368         | 4743          | 8111          | 100                       |  |
| 33               | Tripura                   | 5                      | 3           | 188          | 301           | 489           | 163                       | 4                      | 4           | 238          | 147           | 385           | 96                        |  |
| 34               | Uttar Pradesh             | 245                    | 220         | 8227         | 37620         | 45847         | 208                       | 182                    | 145         | 15983        | 17793         | 33776         | 233                       |  |
| 35               | Uttrakhand                | 9                      | 5           | 234          | 1171          | 1405          | 281                       | 17                     | 13          | 1051         | 669           | 1720          | 132                       |  |
| 36               | West Bengal               | 54                     | 53          | 35           | 11094         | 11129         | 210                       | 100                    | 99          | 7765         | 5177          | 12942         | 131                       |  |
| <b>All India</b> |                           | <b>3060</b>            | <b>1917</b> | <b>30854</b> | <b>198994</b> | <b>229848</b> | <b>120</b>                | <b>4403</b>            | <b>3082</b> | <b>80668</b> | <b>136888</b> | <b>217556</b> | <b>71</b>                 |  |

**Table 9. Number and Enrolment in different types of Stand Alone Institutions**

| SI No            | State                     | Institute under Ministries |           |              |             |              |                           | All Stand Alone Institutions |             |                |               |                |                           |  |
|------------------|---------------------------|----------------------------|-----------|--------------|-------------|--------------|---------------------------|------------------------------|-------------|----------------|---------------|----------------|---------------------------|--|
|                  |                           | Number of Institutions     |           | Enrolment    |             |              | Per Institution Enrolment | Number of Institutions       |             | Enrolment      |               |                | Per Institution Enrolment |  |
|                  |                           | Total                      | Response  | Male         | Female      | Total        |                           | Total                        | Response    | Male           | Female        | Total          |                           |  |
| 1                | 2                         | 27                         | 28        | 29           | 30          | 31           | 32                        | 33                           | 34          | 35             | 36            | 37             | 38                        |  |
| 1                | Andaman & Nicobar Islands |                            |           |              |             |              |                           | 4                            |             |                |               |                |                           |  |
| 2                | Andhra Pradesh            |                            |           |              |             |              |                           | 815                          | 577         | 60193          | 53606         | 113799         | 197                       |  |
| 3                | Arunachal Pradesh         |                            |           |              |             |              |                           | 12                           | 3           | 611            | 235           | 846            | 282                       |  |
| 4                | Assam                     | 2                          | 1         | 27           | 7           | 34           | 34                        | 86                           | 46          | 6355           | 4030          | 10385          | 226                       |  |
| 5                | Bihar                     | 3                          | 2         | 558          | 51          | 609          | 305                       | 160                          | 101         | 19246          | 8082          | 27328          | 271                       |  |
| 6                | Chandigarh                |                            |           |              |             |              |                           | 7                            | 6           | 1306           | 1113          | 2419           | 403                       |  |
| 7                | Chhatisgarh               | 3                          | 2         | 234          | 73          | 307          | 154                       | 84                           | 61          | 2858           | 4204          | 7062           | 116                       |  |
| 8                | Dadra & Nagar Haveli      | 1                          | 1         | 94           | 22          | 116          | 116                       | 2                            | 1           | 94             | 22            | 116            | 116                       |  |
| 9                | Daman & Diu               |                            |           |              |             |              |                           | 2                            | 1           | 30             | 35            | 65             | 65                        |  |
| 10               | Delhi                     | 20                         | 2         | 51           | 11          | 62           | 31                        | 129                          | 66          | 14171          | 8033          | 22204          | 336                       |  |
| 11               | Goa                       |                            |           |              |             |              |                           | 12                           | 10          | 6226           | 795           | 7021           | 702                       |  |
| 12               | Gujarat                   | 7                          | 6         | 922          | 290         | 1212         | 202                       | 301                          | 291         | 5303           | 13958         | 19261          | 66                        |  |
| 13               | Haryana                   | 5                          | 2         | 454          | 158         | 612          | 306                       | 309                          | 110         | 43577          | 9508          | 53085          | 483                       |  |
| 14               | Himachal Pradesh          | 2                          | 1         | 821          | 58          | 879          | 879                       | 93                           | 76          | 9227           | 6308          | 15535          | 204                       |  |
| 15               | Jammu and Kashmir         |                            |           |              |             |              |                           | 73                           | 52          | 7143           | 2175          | 9318           | 179                       |  |
| 16               | Jharkhand                 | 10                         | 1         | 270          | 128         | 398          | 398                       | 90                           | 34          | 13910          | 3451          | 17361          | 511                       |  |
| 17               | Karnataka                 | 8                          | 5         | 1759         | 377         | 2136         | 427                       | 1677                         | 1190        | 131738         | 73189         | 204927         | 172                       |  |
| 18               | Kerala                    | 7                          | 1         | 866          | 282         | 1148         | 1148                      | 600                          | 384         | 34786          | 29656         | 64442          | 168                       |  |
| 19               | Lakshadweep               |                            |           |              |             |              |                           |                              |             |                |               |                |                           |  |
| 20               | Madhya Pradesh            | 7                          | 1         | 1169         | 587         | 1756         | 1756                      | 461                          | 135         | 20499          | 13567         | 34066          | 252                       |  |
| 21               | Maharashtra               | 21                         | 9         | 1782         | 199         | 1981         | 220                       | 2501                         | 1563        | 211700         | 113044        | 324744         | 208                       |  |
| 22               | Manipur                   | 1                          | 1         | 297          | 34          | 331          | 331                       | 16                           | 1           | 297            | 34            | 331            | 331                       |  |
| 23               | Meghalaya                 | 1                          | 1         | 138          | 28          | 166          | 166                       | 22                           | 12          | 614            | 770           | 1384           | 115                       |  |
| 24               | Mizoram                   |                            |           |              |             |              |                           | 15                           | 15          | 1986           | 1872          | 3858           | 257                       |  |
| 25               | Nagaland                  |                            |           |              |             |              |                           | 11                           | 11          | 793            | 687           | 1480           | 135                       |  |
| 26               | Odisha                    | 2                          | 2         | 136          | 17          | 153          | 77                        | 400                          | 340         | 74342          | 28776         | 103118         | 303                       |  |
| 27               | Puducherry                |                            |           |              |             |              |                           | 57                           | 12          | 3539           | 1277          | 4816           | 401                       |  |
| 28               | Punjab                    | 4                          | 1         | 1992         | 46          | 2038         | 2038                      | 419                          | 263         | 81993          | 28109         | 110102         | 419                       |  |
| 29               | Rajasthan                 | 5                          | 2         | 247          | 52          | 299          | 150                       | 585                          | 254         | 59917          | 8770          | 68687          | 270                       |  |
| 30               | Sikkim                    |                            |           |              |             |              |                           | 5                            | 3           | 629            | 309           | 938            | 313                       |  |
| 31               | Tamil Nadu                | 13                         | 4         | 1142         | 161         | 1303         | 326                       | 1013                         | 991         | 319936         | 53455         | 373391         | 377                       |  |
| 32               | Telangana                 | 11                         |           |              |             |              |                           | 584                          | 265         | 38165          | 32691         | 70856          | 267                       |  |
| 33               | Tripura                   |                            |           |              |             |              |                           | 12                           | 7           | 426            | 448           | 874            | 125                       |  |
| 34               | Uttar Pradesh             | 12                         | 3         | 1204         | 371         | 1575         | 525                       | 937                          | 626         | 139130         | 77808         | 216938         | 347                       |  |
| 35               | Uttrakhand                | 2                          | 1         | 281          | 37          | 318          | 318                       | 134                          | 120         | 20036          | 6970          | 27006          | 225                       |  |
| 36               | West Bengal               | 11                         | 10        | 3637         | 884         | 4521         | 452                       | 295                          | 288         | 77693          | 26786         | 104479         | 363                       |  |
| <b>All India</b> |                           | <b>158</b>                 | <b>59</b> | <b>18081</b> | <b>3873</b> | <b>21954</b> | <b>372</b>                | <b>11923</b>                 | <b>7915</b> | <b>1408469</b> | <b>613773</b> | <b>2022242</b> | <b>255</b>                |  |

**Table 10. Estimated Enrolment in Colleges**

| Sl No            | State                     | Post Graduate |                |                | Under Graduate  |                 |                 |
|------------------|---------------------------|---------------|----------------|----------------|-----------------|-----------------|-----------------|
|                  |                           | Male          | Female         | Total          | Male            | Female          | Total           |
| 1                | 2                         | 3             | 4              | 5              | 6               | 7               | 8               |
| 1                | Andaman & Nicobar Islands | 71            | 276            | 347            | 2209            | 2759            | 4968            |
| 2                | Andhra Pradesh            | 90653         | 61485          | 152138         | 571198          | 445410          | 1016608         |
| 3                | Arunachal Pradesh         | 37            | 61             | 98             | 12341           | 13306           | 25647           |
| 4                | Assam                     | 6039          | 5789           | 11828          | 214696          | 211705          | 426401          |
| 5                | Bihar                     | 27703         | 22282          | 49985          | 765835          | 572991          | 1338826         |
| 6                | Chandigarh                | 1222          | 4201           | 5423           | 17152           | 23589           | 40741           |
| 7                | Chhatisgarh               | 15398         | 20235          | 35633          | 146294          | 152567          | 298861          |
| 8                | Dadra & Nagar Haveli      | 61            | 126            | 187            | 2088            | 2254            | 4342            |
| 9                | Daman & Diu               | 0             | 0              | 0              | 695             | 1088            | 1783            |
| 10               | Delhi                     | 6925          | 8497           | 15422          | 120663          | 112015          | 232678          |
| 11               | Goa                       | 525           | 1134           | 1659           | 11957           | 16744           | 28701           |
| 12               | Gujarat                   | 34343         | 43294          | 77637          | 550657          | 410301          | 960958          |
| 13               | Haryana                   | 16776         | 35080          | 51856          | 300053          | 277147          | 577200          |
| 14               | Himachal Pradesh          | 2497          | 4951           | 7448           | 61270           | 84129           | 145399          |
| 15               | Jammu and Kashmir         | 1342          | 1274           | 2616           | 84818           | 106149          | 190967          |
| 16               | Jharkhand                 | 7963          | 12318          | 20281          | 233625          | 223684          | 457309          |
| 17               | Karnataka                 | 51420         | 50321          | 101741         | 658011          | 654624          | 1312635         |
| 18               | Kerala                    | 18284         | 47689          | 65973          | 236235          | 323423          | 559658          |
| 19               | Lakshadweep               | 0             | 0              | 0              | 0               | 0               | 0               |
| 20               | Madhya Pradesh            | 67926         | 82472          | 150398         | 566687          | 450509          | 1017196         |
| 21               | Maharashtra               | 115572        | 113710         | 229282         | 1381355         | 1137742         | 2519097         |
| 22               | Manipur                   | 789           | 471            | 1260           | 43154           | 43611           | 86765           |
| 23               | Meghalaya                 | 70            | 78             | 148            | 25279           | 26737           | 52016           |
| 24               | Mizoram                   | 113           | 76             | 189            | 9639            | 9101            | 18740           |
| 25               | Nagaland                  | 78            | 167            | 245            | 12945           | 13730           | 26675           |
| 26               | Odisha                    | 14317         | 11220          | 25537          | 341287          | 326127          | 667414          |
| 27               | Puducherry                | 1356          | 2054           | 3410           | 17725           | 20176           | 37901           |
| 28               | Punjab                    | 20329         | 52113          | 72442          | 246519          | 261668          | 508187          |
| 29               | Rajasthan                 | 37287         | 58702          | 95989          | 660351          | 560418          | 1220769         |
| 30               | Sikkim                    | 48            | 17             | 65             | 3223            | 4500            | 7723            |
| 31               | Tamil Nadu                | 79686         | 134197         | 213883         | 870269          | 969012          | 1839281         |
| 32               | Telangana                 | 76795         | 65022          | 141817         | 530320          | 466460          | 996780          |
| 33               | Tripura                   | 107           | 150            | 257            | 28634           | 23207           | 51841           |
| 34               | Uttar Pradesh             | 169112        | 259100         | 428212         | 2526577         | 2376187         | 4902764         |
| 35               | Uttarakhand               | 11738         | 17159          | 28897          | 96874           | 117682          | 214556          |
| 36               | West Bengal               | 12778         | 10869          | 23647          | 793808          | 710816          | 1504624         |
| <b>All India</b> |                           | <b>889360</b> | <b>1126590</b> | <b>2015950</b> | <b>12144443</b> | <b>11151568</b> | <b>23296011</b> |

**Table 11. Programme-wise Enrolment (based on actual response)**

| Programme   | ALL CATEGORIES |        |         | SCHEDULED CASTE |        |        |
|---|----------------|--------|---------|-----------------|--------|--------|
|   | Male           | Female | Total   | Male            | Female | Total  |
| 1   | 2              | 3      | 4       | 5               | 6      | 7      |
| Ph.D.-Doctor of Philosophy                                    | 72509          | 50956  | 123465  | 7041            | 4158   | 11199  |
| D.Phil.-Doctor of Philosophy                                  | 606            | 490    | 1096    | 88              | 57     | 145    |
| D.M.-Doctor of Medicine                                       | 545            | 110    | 655     | 5               | 3      | 8      |
| M.Ch.-Master of Chirurgiae                                    | 449            | 91     | 540     | 9               | 9      | 18     |
| Vidya Varidhi-Vidya Varidhi                                   | 327            | 139    | 466     | 29              | 15     | 44     |
| Ayurveda Vachaspati-Ph.D in Ayurveda                          | 44             | 46     | 90      | 6               | 7      | 13     |
| Vidya Vachaspati-Vidya Vachaspati                             | 28             | 19     | 47      | 1               | 1      | 2      |
| D.Sc.-Doctor of Science                                       | 17             | 22     | 39      | 2               | 1      | 3      |
| L.L.D.-Doctor of Laws   | 18             | 16     | 34      | 3               | 1      | 4      |
| D.Litt.-Doctor of Literature                                  | 4              | 15     | 19      | 0               | 1      | 1      |
| M.Phil.-Master of Philosophy                                  | 17473          | 25050  | 42523   | 3450            | 3988   | 7438   |
| M.A.-Master of Arts   | 603276         | 922232 | 1525508 | 98141           | 127027 | 225168 |
| M.Sc.-Master of Science                                       | 248791         | 364570 | 613361  | 33055           | 41073  | 74128  |
| M.B.A.- Master of Business Administration                     | 340711         | 206611 | 547322  | 39031           | 21107  | 60138  |
| M.Com.-Master of Commerce                                     | 172833         | 246400 | 419233  | 17892           | 21411  | 39303  |
| M.Tech. -Master of Technology                                 | 120476         | 71590  | 192066  | 13601           | 7222   | 20823  |
| M.C.A. -Master of Computer Applications                       | 101041         | 84311  | 185352  | 8171            | 6391   | 14562  |
| M.E.-Master of Engineering                                    | 35926          | 28479  | 64405   | 4006            | 2962   | 6968   |
| M.S.W.-Master of Social Work                                  | 25106          | 22256  | 47362   | 5124            | 3587   | 8711   |
| M.D.-Doctor of Medicine                                       | 21969          | 16378  | 38347   | 1427            | 1269   | 2696   |
| M.Pharm. -Master of Pharmacy                                  | 16788          | 16301  | 33089   | 2465            | 2439   | 4904   |
| Acharya-Acharya   | 17712          | 11611  | 29323   | 1083            | 1093   | 2176   |
| M.Ed. -Master of Education                                    | 10423          | 16187  | 26610   | 3058            | 3372   | 6430   |
| L.L.M.-Master of Law or Laws                                  | 14031          | 9464   | 23495   | 2202            | 1193   | 3395   |
| P.G.D.M.-Post-Graduate Diploma in Management                  | 15307          | 7560   | 22867   | 3431            | 1935   | 5366   |
| Pharm.D.-Doctor of Pharmacy                                   | 4776           | 9143   | 13919   | 352             | 674    | 1026   |
| M.D.S.-Master of Dental Surgery                               | 5665           | 7414   | 13079   | 382             | 349    | 731    |
| M.S.-Master of Surgery  | 7187           | 3691   | 10878   | 502             | 257    | 759    |
| M.Sc. Nursing-Master of Science in Nursing                    | 1655           | 7273   | 8928    | 148             | 755    | 903    |
| M.P.Ed.-Master of Physical Education                          | 5484           | 2016   | 7500    | 893             | 287    | 1180   |
| M.S.-Master of Science  | 3732           | 3478   | 7210    | 301             | 315    | 616    |
| M.Mgt.-Master of Management                                   | 4314           | 2153   | 6467    | 506             | 271    | 777    |
| M.Lib.Sc. -Master of Library Science                          | 2109           | 2745   | 4854    | 377             | 407    | 784    |
| P.G.P.-Post-Graduate Programme in Management                  | 3279           | 1249   | 4528    | 321             | 129    | 450    |
| M.F.A. -Master of Fine Arts                                   | 2053           | 2401   | 4454    | 327             | 241    | 568    |
| M.B.A.(Tech.)-Master of Business Administration in Technology | 2655           | 1513   | 4168    | 143             | 132    | 275    |
| M.L.I.Sc.-Master of Library & Information Science             | 1850           | 1875   | 3725    | 349             | 240    | 589    |
| M.J.M.C.-Master of Journalism and Mass Communication          | 2248           | 1472   | 3720    | 260             | 123    | 383    |
| M.P.T.-Master of Physiotherapy                                | 1368           | 2284   | 3652    | 120             | 143    | 263    |
| M.Sc. Tech. -Master of Science in Technology                  | 1599           | 1674   | 3273    | 141             | 159    | 300    |
| M.H.R.D. -Master of Human Resource Development                | 1319           | 1409   | 2728    | 130             | 99     | 229    |
| M.V.Sc. -Master of Veterinary Sciences                        | 1617           | 933    | 2550    | 180             | 87     | 267    |
| M.F.M. -Master of Financial Management                        | 1570           | 863    | 2433    | 88              | 61     | 149    |



**Table 11. Programme-wise Enrolment (based on actual response)**

| Programme   | SCHEDULED TRIBE |        |       | OTHER BACKWARD CLASSES |        |        |
|---|-----------------|--------|-------|------------------------|--------|--------|
|   | Male            | Female | Total | Male                   | Female | Total  |
| 1   | 8               | 9      | 10    | 11                     | 12     | 13     |
| Ph.D.-Doctor of Philosophy                                    | 2253            | 1668   | 3921  | 15004                  | 9634   | 24638  |
| D.Phil.-Doctor of Philosophy                                  | 2               | 1      | 3     | 140                    | 131    | 271    |
| D.M.-Doctor of Medicine                                       | 0               | 0      | 0     | 15                     | 6      | 21     |
| M.Ch.-Master of Chirurgiae                                    | 4               | 0      | 4     | 90                     | 24     | 114    |
| Vidya Varidhi-Vidya Varidhi                                   | 6               | 1      | 7     | 47                     | 54     | 101    |
| Ayurveda Vachaspati-Ph.D in Ayurveda                          | 4               | 1      | 5     | 3                      | 5      | 8      |
| Vidya Vachaspati-Vidya Vachaspati                             | 0               | 0      | 0     | 1                      | 1      | 2      |
| D.Sc.-Doctor of Science                                       | 0               | 0      | 0     | 2                      | 1      | 3      |
| L.L.D.-Doctor of Laws   | 1               | 1      | 2     | 3                      | 2      | 5      |
| D.Litt.-Doctor of Literature                                  | 0               | 1      | 1     | 0                      | 5      | 5      |
| M.Phil.-Master of Philosophy                                  | 762             | 1001   | 1763  | 5857                   | 10776  | 16633  |
| M.A.-Master of Arts   | 42999           | 51662  | 94661 | 180257                 | 275745 | 456002 |
| M.Sc.-Master of Science                                       | 10663           | 11636  | 22299 | 84333                  | 136825 | 221158 |
| M.B.A.- Master of Business Administration                     | 5950            | 2980   | 8930  | 102030                 | 59320  | 161350 |
| M.Com.-Master of Commerce                                     | 5748            | 5846   | 11594 | 53410                  | 69641  | 123051 |
| M.Tech. -Master of Technology                                 | 4396            | 1857   | 6253  | 35233                  | 20892  | 56125  |
| M.C.A. -Master of Computer Applications                       | 1541            | 969    | 2510  | 28079                  | 25314  | 53393  |
| M.E.-Master of Engineering                                    | 674             | 333    | 1007  | 12889                  | 11968  | 24857  |
| M.S.W.-Master of Social Work                                  | 2438            | 2464   | 4902  | 8902                   | 6936   | 15838  |
| M.D.-Doctor of Medicine                                       | 822             | 726    | 1548  | 3530                   | 2710   | 6240   |
| M.Pharm. -Master of Pharmacy                                  | 779             | 612    | 1391  | 5199                   | 4611   | 9810   |
| Acharya-Acharya   | 707             | 473    | 1180  | 3107                   | 4554   | 7661   |
| M.Ed. -Master of Education                                    | 623             | 671    | 1294  | 2826                   | 4271   | 7097   |
| L.L.M.-Master of Law or Laws                                  | 701             | 442    | 1143  | 3782                   | 2028   | 5810   |
| P.G.D.M.-Post-Graduate Diploma in Management                  | 262             | 134    | 396   | 1478                   | 394    | 1872   |
| Pharm.D.-Doctor of Pharmacy                                   | 168             | 218    | 386   | 1626                   | 3062   | 4688   |
| M.D.S.-Master of Dental Surgery                               | 68              | 79     | 147   | 985                    | 1138   | 2123   |
| M.S.-Master of Surgery  | 345             | 184    | 529   | 1119                   | 524    | 1643   |
| M.Sc. Nursing-Master of Science in Nursing                    | 48              | 255    | 303   | 448                    | 1414   | 1862   |
| M.P.Ed.-Master of Physical Education                          | 246             | 85     | 331   | 1686                   | 550    | 2236   |
| M.S.-Master of Science  | 103             | 63     | 166   | 959                    | 907    | 1866   |
| M.Mgt.-Master of Management                                   | 170             | 84     | 254   | 738                    | 361    | 1099   |
| M.Lib.Sc. -Master of Library Science                          | 107             | 90     | 197   | 543                    | 727    | 1270   |
| P.G.P.-Post-Graduate Programme in Management                  | 161             | 67     | 228   | 652                    | 207    | 859    |
| M.F.A. -Master of Fine Arts                                   | 68              | 46     | 114   | 509                    | 383    | 892    |
| M.B.A.(Tech.)-Master of Business Administration in Technology | 18              | 28     | 46    | 549                    | 400    | 949    |
| M.L.I.Sc.-Master of Library & Information Science             | 134             | 143    | 277   | 701                    | 543    | 1244   |
| M.J.M.C.-Master of Journalism and Mass Communication          | 99              | 53     | 152   | 581                    | 264    | 845    |
| M.P.T.-Master of Physiotherapy                                | 21              | 61     | 82    | 239                    | 406    | 645    |
| M.Sc. Tech. -Master of Science in Technology                  | 46              | 18     | 64    | 334                    | 308    | 642    |
| M.H.R.D. -Master of Human Resource Development                | 42              | 30     | 72    | 371                    | 315    | 686    |
| M.V.Sc. -Master of Veterinary Sciences                        | 98              | 53     | 151   | 422                    | 220    | 642    |
| M.F.M. -Master of Financial Management                        | 17              | 11     | 28    | 233                    | 195    | 428    |

**Table 11. Programme-wise Enrolment (based on actual response)**

| Programme  | ALL CATEGORIES |        |       | SCHEDULED CASTE |        |       |
|--|----------------|--------|-------|-----------------|--------|-------|
|  | Male           | Female | Total | Male            | Female | Total |
| 1  | 2              | 3      | 4     | 5               | 6      | 7     |
| M.L. -Master of Laws   | 1521           | 835    | 2356  | 83              | 38     | 121   |
| M.Arch.-Master of Architecture   | 1096           | 1242   | 2338  | 71              | 46     | 117   |
| Vachaspati-Vachaspati  | 1056           | 1043   | 2099  | 105             | 107    | 212   |
| M.J.-Master of Journalism  | 1327           | 620    | 1947  | 231             | 64     | 295   |
| M.M.C.-Master in Mass Communication  | 760            | 875    | 1635  | 64              | 43     | 107   |
| M.I.B.-Master of International Business  | 1018           | 596    | 1614  | 127             | 52     | 179   |
| M.Mkt.M. -Master of Marketing Management   | 1119           | 276    | 1395  | 33              | 12     | 45    |
| M.H.A. -Master of Hospital Administration  | 652            | 725    | 1377  | 42              | 29     | 71    |
| M.Mus. -Master of Music  | 433            | 822    | 1255  | 59              | 99     | 158   |
| M.Des.-Master of Design  | 601            | 434    | 1035  | 90              | 37     | 127   |
| M.P.A.-Master of Performing Arts   | 493            | 409    | 902   | 102             | 53     | 155   |
| M.Plan.-Master of Planning   | 414            | 421    | 835   | 58              | 26     | 84    |
| M.B.A.(Pharma. Tech.)-Master of Business Administration in Pharmaceutical Technology   | 391            | 364    | 755   | 72              | 31     | 103   |
| M.F.M.-Master of Fashion Management  | 223            | 449    | 672   | 24              | 37     | 61    |
| M.P.E.-Master of Physical Education  | 468            | 203    | 671   | 73              | 24     | 97    |
| M.P.H. -Master of Public Health  | 311            | 258    | 569   | 21              | 26     | 47    |
| M.F.Sc. -Master of Fishery Science   | 292            | 235    | 527   | 41              | 36     | 77    |
| Shiksha Acharya-Shiksha Acharya  | 228            | 250    | 478   | 31              | 27     | 58    |
| M.Sc.(Medical Bio-Chemistry)-Master of Science in Medical Bio-Chemistry                | 216            | 219    | 435   | 24              | 22     | 46    |
| M.Sc. Tech.(Applied Geo-Physics)-Master of Science in Technology (Applied Geo-Physics) | 247            | 118    | 365   | 8               | 5      | 13    |
| M.Optom. -Master of Optometry  | 232            | 116    | 348   | 4               | 1      | 5     |
| M.Litt.-Master of Literature or Master of Letters                                      | 66             | 269    | 335   | 4               | 22     | 26    |
| M.O.L. -Master of Oriental Learning  | 240            | 60     | 300   | 0               | 0      | 0     |
| M.Sc.(Medical Microbiology)-Master of Science in Medical Microbiology                  | 118            | 177    | 295   | 14              | 14     | 28    |
| M.F.Tech.-Master of Fashion Technology   | 95             | 195    | 290   | 17              | 16     | 33    |
| M.Dance-Master of Dance  | 51             | 209    | 260   | 3               | 12     | 15    |
| Parangat-Parangat  | 143            | 107    | 250   | 36              | 23     | 59    |
| M.Stat. -Master of Statistics  | 91             | 149    | 240   | 10              | 15     | 25    |
| M.O.T. -Master of Occupational Therapy   | 86             | 110    | 196   | 5               | 16     | 21    |
| Shikshan Parangat-Shikshan Parangat  | 82             | 111    | 193   | 15              | 11     | 26    |
| C.P.A.-Certified Public Accountant   | 75             | 64     | 139   | 28              | 11     | 39    |
| M.H.M.S.-Master of Homeopathic Medicine and Science                                    | 37             | 89     | 126   | 0               | 1      | 1     |
| Samaj Karya Parangat-Samaj Karya Parangat  | 60             | 46     | 106   | 15              | 9      | 24    |
| M.Q.P.M.-Master of Quality and Productivity Management                                 | 72             | 33     | 105   | 4               | 1      | 5     |

**Table 11. Programme-wise Enrolment (based on actual response)**

| Programme  | SCHEDULED TRIBE |        |       | OTHER BACKWARD CLASSES |        |       |
|--|-----------------|--------|-------|------------------------|--------|-------|
|  | Male            | Female | Total | Male                   | Female | Total |
| 1  | 8               | 9      | 10    | 11                     | 12     | 13    |
| M.L. -Master of Laws   | 13              | 12     | 25    | 264                    | 107    | 371   |
| M.Arch.-Master of Architecture   | 11              | 6      | 17    | 237                    | 204    | 441   |
| Vachaspati-Vachaspati  | 31              | 34     | 65    | 216                    | 246    | 462   |
| M.J.-Master of Journalism  | 71              | 14     | 85    | 397                    | 102    | 499   |
| M.M.C.-Master in Mass Communication  | 15              | 4      | 19    | 74                     | 54     | 128   |
| M.I.B.-Master of International Business  | 28              | 6      | 34    | 435                    | 258    | 693   |
| M.Mkt.M. -Master of Marketing Management   | 2               | 0      | 2     | 47                     | 20     | 67    |
| M.H.A. -Master of Hospital Administration  | 8               | 8      | 16    | 72                     | 73     | 145   |
| M.Mus. -Master of Music  | 23              | 11     | 34    | 68                     | 168    | 236   |
| M.Des.-Master of Design  | 29              | 19     | 48    | 128                    | 82     | 210   |
| M.P.A.-Master of Performing Arts   | 25              | 7      | 32    | 130                    | 84     | 214   |
| M.Plan.-Master of Planning   | 14              | 13     | 27    | 116                    | 97     | 213   |
| M.B.A.(Pharma. Tech.)-Master of Business Administration in Pharmaceutical Technology   | 5               | 8      | 13    | 73                     | 31     | 104   |
| M.F.M.-Master of Fashion Management  | 8               | 16     | 24    | 57                     | 78     | 135   |
| M.P.E.-Master of Physical Education  | 15              | 5      | 20    | 148                    | 60     | 208   |
| M.P.H. -Master of Public Health  | 26              | 9      | 35    | 39                     | 41     | 80    |
| M.F.Sc. -Master of Fishery Science   | 21              | 10     | 31    | 92                     | 60     | 152   |
| Shiksha Acharya-Shiksha Acharya  | 44              | 33     | 77    | 47                     | 74     | 121   |
| M.Sc.(Medical Bio-Chemistry)-Master of Science in Medical Bio-Chemistry                | 18              | 14     | 32    | 69                     | 55     | 124   |
| M.Sc. Tech.(Applied Geo-Physics)-Master of Science in Technology (Applied Geo-Physics) | 4               | 0      | 4     | 33                     | 23     | 56    |
| M.Optom. -Master of Optometry  | 2               | 1      | 3     | 20                     | 5      | 25    |
| M.Litt.-Master of Literature or Master of Letters                                      | 0               | 2      | 2     | 7                      | 126    | 133   |
| M.O.L. -Master of Oriental Learning  | 0               | 0      | 0     | 0                      | 0      | 0     |
| M.Sc.(Medical Microbiology)-Master of Science in Medical Microbiology                  | 4               | 4      | 8     | 26                     | 59     | 85    |
| M.F.Tech.-Master of Fashion Technology   | 2               | 2      | 4     | 22                     | 23     | 45    |
| M.Dance-Master of Dance  | 0               | 5      | 5     | 9                      | 28     | 37    |
| Parangat-Parangat  | 10              | 8      | 18    | 78                     | 49     | 127   |
| M.Stat. -Master of Statistics  | 30              | 16     | 46    | 16                     | 29     | 45    |
| M.O.T. -Master of Occupational Therapy   | 4               | 1      | 5     | 20                     | 21     | 41    |
| Shikshan Parangat-Shikshan Parangat  | 8               | 13     | 21    | 43                     | 40     | 83    |
| C.P.A.-Certified Public Accountant   | 12              | 9      | 21    | 24                     | 25     | 49    |
| M.H.M.S.-Master of Homeopathic Medicine and Science                                    | 0               | 0      | 0     | 0                      | 1      | 1     |
| Samaj Karya Parangat-Samaj Karya Parangat  | 8               | 5      | 13    | 34                     | 32     | 66    |
| M.Q.P.M.-Master of Quality and Productivity Management                                 | 1               | 0      | 1     | 10                     | 2      | 12    |

**Table 11. Programme-wise Enrolment (based on actual response)**

| Programme   | ALL CATEGORIES |         |         | SCHEDULED CASTE |        |         |
|---|----------------|---------|---------|-----------------|--------|---------|
|   | Male           | Female  | Total   | Male            | Female | Total   |
| 1   | 2              | 3       | 4       | 5               | 6      | 7       |
| M.A.M.S.-Master of Ayurved in Medicine and Surgery                | 71             | 34      | 105     | 1               | 0      | 1       |
| M.Sc.(Medical Anatomy) -Master of Science in Medical Anatomy      | 42             | 58      | 100     | 5               | 2      | 7       |
| M.F.T. -Master of Foreign Trade                                   | 72             | 25      | 97      | 5               | 1      | 6       |
| M.Sc.(Medical Physiology)-Master of Science in Medical Physiology | 23             | 42      | 65      | 3               | 3      | 6       |
| M.T.P.M.-Master in Transportation Planning and Management         | 44             | 6       | 50      | 0               | 0      | 0       |
| M.U.P.-Master of Urban Planning                                   | 32             | 13      | 45      | 1               | 0      | 1       |
| M.P.S. -Master of Population Studies                              | 21             | 14      | 35      | 2               | 1      | 3       |
| M.Sc.(Medical Pharmacology)-Master of Science in Medical          | 16             | 15      | 31      | 3               | 0      | 3       |
| B.A.-Bachelor of Arts   | 4654391        | 5236759 | 9891150 | 835350          | 865091 | 1700441 |
| B.Sc.-Bachelor of Science   | 2229845        | 2057993 | 4287838 | 307246          | 265735 | 572981  |
| B.Com.-Bachelor of Commerce                                       | 2074987        | 1782451 | 3857438 | 229696          | 193625 | 423321  |
| B.Tech.-Bachelor of Technology                                    | 1598649        | 583221  | 2181870 | 163784          | 53879  | 217663  |
| B.E.-Bachelor of Engineering                                      | 1432979        | 570043  | 2003022 | 144820          | 67264  | 212084  |
| B.A.(Hons)-Bachelor of Arts (Honors)                              | 652790         | 727793  | 1380583 | 87421           | 84949  | 172370  |
| B.Ed.-Bachelor of Education                                       | 183761         | 353640  | 537401  | 41841           | 61465  | 103306  |
| B.Sc.(Hons)-Bachelor of Science (Honors)                          | 286929         | 222102  | 509031  | 29962           | 21130  | 51092   |
| B.C.A.-Bachelor of Computer Applications                          | 282759         | 196741  | 479500  | 33902           | 25114  | 59016   |
| B.B.A.-Bachelor of Business Administration                        | 240447         | 148253  | 388700  | 26971           | 18882  | 45853   |
| L.L.B.-Bachelor of Law or Laws                                    | 208536         | 92589   | 301125  | 26246           | 10437  | 36683   |
| B.Pharm.-Bachelor of Pharmacy                                     | 105115         | 89149   | 194264  | 13721           | 11419  | 25140   |
| B.Sc.(Nursing)-Bachelor of Science in Nursing                     | 35323          | 156328  | 191651  | 5504            | 26200  | 31704   |
| M.B.B.S.-Bachelor of Medicine and Bachelor of Surgery             | 96538          | 93607   | 190145  | 9347            | 8513   | 17860   |
| B.Agri.-Bachelor of Agriculture                                   | 76985          | 21891   | 98876   | 9474            | 2581   | 12055   |
| Shastri-Shastri   | 53486          | 39164   | 92650   | 3939            | 5320   | 9259    |
| B.D.S.-Bachelor of Dental Surgery                                 | 26393          | 63517   | 89910   | 1831            | 4152   | 5983    |
| B.B.M.-Bachelor of Business Management                            | 44157          | 32084   | 76241   | 4067            | 3446   | 7513    |
| B.Architecture-Bachelor of Architecture                           | 29927          | 32855   | 62782   | 1746            | 1343   | 3089    |
| B.H.M.S.-Bachelor of Homeopathic Medicine and Surgery             | 16689          | 28212   | 44901   | 1534            | 2331   | 3865    |
| B.P.T.-Bachelor of Physiotherapy                                  | 13613          | 29791   | 43404   | 1501            | 2481   | 3982    |

**Table 11. Programme-wise Enrolment (based on actual response)**

| Programme   | SCHEDULED TRIBE |        |        | OTHER BACKWARD CLASSES |         |         |
|---|-----------------|--------|--------|------------------------|---------|---------|
|   | Male            | Female | Total  | Male                   | Female  | Total   |
| 1   | 8               | 9      | 10     | 11                     | 12      | 13      |
| M.A.M.S.-Master of Ayurved in Medicine and Surgery                | 0               | 0      | 0      | 13                     | 5       | 18      |
| M.Sc.(Medical Anatomy) -Master of Science in Medical Anatomy      | 1               | 1      | 2      | 8                      | 11      | 19      |
| M.F.T. -Master of Foreign Trade                                   | 3               | 0      | 3      | 43                     | 8       | 51      |
| M.Sc.(Medical Physiology)-Master of Science in Medical Physiology | 1               | 0      | 1      | 3                      | 10      | 13      |
| M.T.P.M.-Master in Transportation Planning and Management         | 0               | 0      | 0      | 3                      | 1       | 4       |
| M.U.P.-Master of Urban Planning                                   | 1               | 0      | 1      | 6                      | 2       | 8       |
| M.P.S. -Master of Population Studies                              | 2               | 0      | 2      | 7                      | 2       | 9       |
| M.Sc.(Medical Pharmacology)-Master of Science in Medical          | 0               | 1      | 1      | 5                      | 0       | 5       |
| B.A.-Bachelor of Arts   | 348474          | 326734 | 675208 | 1548752                | 1804035 | 3352787 |
| B.Sc.-Bachelor of Science   | 94444           | 81283  | 175727 | 897975                 | 862935  | 1760910 |
| B.Com.-Bachelor of Commerce                                       | 69172           | 52967  | 122139 | 698974                 | 609425  | 1308399 |
| B.Tech.-Bachelor of Technology                                    | 48274           | 14863  | 63137  | 458553                 | 184529  | 643082  |
| B.E.-Bachelor of Engineering                                      | 32224           | 11295  | 43519  | 562998                 | 246354  | 809352  |
| B.A.(Hons)-Bachelor of Arts (Honors)                              | 65378           | 71630  | 137008 | 200761                 | 194660  | 395421  |
| B.Ed.-Bachelor of Education                                       | 14350           | 19032  | 33382  | 61367                  | 124297  | 185664  |
| B.Sc.(Hons)-Bachelor of Science (Honors)                          | 15546           | 13173  | 28719  | 86484                  | 65325   | 151809  |
| B.C.A.-Bachelor of Computer Applications                          | 7569            | 4527   | 12096  | 86828                  | 68822   | 155650  |
| B.B.A.-Bachelor of Business Administration                        | 4264            | 2618   | 6882   | 66905                  | 43515   | 110420  |
| L.L.B.-Bachelor of Law or Laws                                    | 5162            | 2889   | 8051   | 54547                  | 19667   | 74214   |
| B.Pharm.-Bachelor of Pharmacy                                     | 3442            | 2937   | 6379   | 34882                  | 29951   | 64833   |
| B.Sc.(Nursing)-Bachelor of Science in Nursing                     | 1757            | 8705   | 10462  | 11945                  | 40131   | 52076   |
| M.B.B.S.-Bachelor of Medicine and Bachelor of Surgery             | 3432            | 3139   | 6571   | 23284                  | 21296   | 44580   |
| B.Agri.-Bachelor of Agriculture                                   | 2829            | 1406   | 4235   | 29268                  | 8055    | 37323   |
| Shastri-Shastri   | 1645            | 1515   | 3160   | 11913                  | 16931   | 28844   |
| B.D.S.-Bachelor of Dental Surgery                                 | 635             | 1296   | 1931   | 5962                   | 14708   | 20670   |
| B.B.M.-Bachelor of Business Management                            | 1253            | 910    | 2163   | 19881                  | 15663   | 35544   |
| B.Architecture-Bachelor of Architecture                           | 459             | 298    | 757    | 8273                   | 7565    | 15838   |
| B.H.M.S.-Bachelor of Homeopathic Medicine and Surgery             | 776             | 1295   | 2071   | 4103                   | 6594    | 10697   |
| B.P.T.-Bachelor of Physiotherapy                                  | 469             | 832    | 1301   | 3247                   | 6588    | 9835    |

**Table 11. Programme-wise Enrolment (based on actual response)**

| Programme   | ALL CATEGORIES |        |       | SCHEDULED CASTE |        |       |
|---|----------------|--------|-------|-----------------|--------|-------|
|   | Male           | Female | Total | Male            | Female | Total |
| 1   | 2              | 3      | 4     | 5               | 6      | 7     |
| B.A.M.S.-Bachelor of Ayurved Medicine & Surgery   | 14856          | 20163  | 35019 | 1416            | 2101   | 3517  |
| B.Litt.-Bachelor of Literature  | 6914           | 17609  | 24523 | 1094            | 3194   | 4288  |
| B.L.-Bachelor of Law or Laws  | 14796          | 9530   | 24326 | 1745            | 1039   | 2784  |
| B.M.S.-Bachelor of Management Studies   | 11353          | 8940   | 20293 | 789             | 752    | 1541  |
| B.F.A.-Bachelor of Fine Arts  | 11128          | 8908   | 20036 | 2089            | 962    | 3051  |
| B.S.W.-Bachelor of Social Work  | 10426          | 9584   | 20010 | 1806            | 1582   | 3388  |
| B.P.Ed.-Bachelor of Physical Education  | 13303          | 5575   | 18878 | 2324            | 839    | 3163  |
| B.Lib.I.Sc.-Bachelor of Library & Information Science                                       | 8458           | 10326  | 18784 | 1076            | 969    | 2045  |
| Ayurvedacharya-Ayurvedacharya   | 7521           | 10926  | 18447 | 670             | 1043   | 1713  |
| B.Sc.(Post Basic)-B.Sc (Post Basic)   | 2987           | 14244  | 17231 | 308             | 1151   | 1459  |
| B.H.M.-Bachelor of Hotel Management   | 14205          | 2153   | 16358 | 1277            | 210    | 1487  |
| B.J.M.C.-Bachelor of Journalism and Mass Communication                                      | 8287           | 5371   | 13658 | 867             | 403    | 1270  |
| B.H.M.C.T.-Bachelor of Hotel Management and Catering Technology                             | 11681          | 1410   | 13091 | 1634            | 291    | 1925  |
| B.Des.-Bachelor of Design   | 3383           | 8821   | 12204 | 598             | 593    | 1191  |
| B.Pharm.(Ayu.) -Bachelor of Ayurved in Pharmacy   | 6637           | 5312   | 11949 | 574             | 636    | 1210  |
| B.V.Sc.&A.H.-Bachelor of Veterinary Science & Animal Husbandry                              | 7279           | 4048   | 11327 | 881             | 527    | 1408  |
| B.P.E.-Bachelor of Physical Education   | 8642           | 2659   | 11301 | 1277            | 452    | 1729  |
| B.Voc.-Bachelor of Vocational Education   | 5579           | 4626   | 10205 | 732             | 549    | 1281  |
| B.M.M.-Bachelor of Multi Media  | 3871           | 3206   | 7077  | 380             | 275    | 655   |
| B.U.M.S.-Bachelor of Unani Medicine and Surgery   | 3839           | 3099   | 6938  | 26              | 9      | 35    |
| Shiksha Shastri-Shiksha Shastri   | 2700           | 2249   | 4949  | 379             | 256    | 635   |
| B.Lib.Sc.-Bachelor of Library Science   | 2502           | 2136   | 4638  | 561             | 354    | 915   |
| B.Optom.-Bachelor of Clinical Optometry   | 1929           | 2157   | 4086  | 84              | 121    | 205   |
| Alankar-Alankar   | 1838           | 1528   | 3366  | 522             | 372    | 894   |
| B.Mus.-Bachelor of Music  | 1509           | 1683   | 3192  | 196             | 196    | 392   |
| B.F.Tech.-Bachelor of Fashion Technology  | 641            | 1750   | 2391  | 102             | 170    | 272   |
| B.A.S.L.P.-Bachelor of Audiology and Speech Language Pathology                              | 586            | 1804   | 2390  | 47              | 75     | 122   |
| B.O.T.-Bachelor of Occupational Therapy   | 701            | 1596   | 2297  | 86              | 185    | 271   |
| B.H.T.M.-Bachelor of Hotel and Tourism Management   | 1817           | 450    | 2267  | 163             | 54     | 217   |
| B.J.-Bachelor of Journalism   | 1361           | 738    | 2099  | 316             | 74     | 390   |
| B.S.Course-Bachelor of Science (Physician Assistant and Emergency & Trauma Care Management) | 505            | 1479   | 1984  | 24              | 37     | 61    |

**Table 11. Programme-wise Enrolment (based on actual response)**

| Programme   | SCHEDULED TRIBE |        |       | OTHER BACKWARD CLASSES |        |       |
|---|-----------------|--------|-------|------------------------|--------|-------|
|   | Male            | Female | Total | Male                   | Female | Total |
| 1   | 8               | 9      | 10    | 11                     | 12     | 13    |
| B.A.M.S.-Bachelor of Ayurved Medicine & Surgery   | 418             | 581    | 999   | 3359                   | 4753   | 8112  |
| B.Litt.-Bachelor of Literature  | 69              | 139    | 208   | 2228                   | 8492   | 10720 |
| B.L.-Bachelor of Law or Laws  | 288             | 183    | 471   | 3761                   | 2306   | 6067  |
| B.M.S.-Bachelor of Management Studies   | 211             | 111    | 322   | 1036                   | 885    | 1921  |
| B.F.A.-Bachelor of Fine Arts  | 427             | 161    | 588   | 3065                   | 1889   | 4954  |
| B.S.W.-Bachelor of Social Work  | 1553            | 1548   | 3101  | 3583                   | 3082   | 6665  |
| B.P.Ed.-Bachelor of Physical Education  | 740             | 282    | 1022  | 3925                   | 1531   | 5456  |
| B.Lib.I.Sc.-Bachelor of Library & Information Science                                       | 314             | 369    | 683   | 2919                   | 3084   | 6003  |
| Ayurvedacharya-Ayurvedacharya   | 306             | 488    | 794   | 1895                   | 3132   | 5027  |
| B.Sc.(Post Basic)-B.Sc (Post Basic)   | 145             | 389    | 534   | 547                    | 1963   | 2510  |
| B.H.M.-Bachelor of Hotel Management   | 269             | 132    | 401   | 2482                   | 210    | 2692  |
| B.J.M.C.-Bachelor of Journalism and Mass Communication                                      | 133             | 84     | 217   | 1177                   | 485    | 1662  |
| B.H.M.C.T.-Bachelor of Hotel Management and Catering Technology                             | 248             | 39     | 287   | 2461                   | 181    | 2642  |
| B.Des.-Bachelor of Design   | 167             | 214    | 381   | 864                    | 1340   | 2204  |
| B.Pharm.(Ayu.) -Bachelor of Ayurved in Pharmacy   | 361             | 245    | 606   | 2184                   | 1612   | 3796  |
| B.V.Sc.&A.H.-Bachelor of Veterinary Science & Animal Husbandry                              | 407             | 275    | 682   | 2615                   | 1200   | 3815  |
| B.P.E.-Bachelor of Physical Education   | 421             | 114    | 535   | 2426                   | 770    | 3196  |
| B.Voc.-Bachelor of Vocational Education   | 136             | 71     | 207   | 1802                   | 1542   | 3344  |
| B.M.M.-Bachelor of Multi Media  | 32              | 37     | 69    | 477                    | 312    | 789   |
| B.U.M.S.-Bachelor of Unani Medicine and Surgery   | 3               | 1      | 4     | 968                    | 626    | 1594  |
| Shiksha Shastri-Shiksha Shastri   | 1059            | 759    | 1818  | 629                    | 696    | 1325  |
| B.Lib.Sc.-Bachelor of Library Science   | 128             | 91     | 219   | 700                    | 534    | 1234  |
| B.Optom.-Bachelor of Clinical Optometry   | 26              | 49     | 75    | 308                    | 501    | 809   |
| Alankar-Alankar   | 5               | 2      | 7     | 472                    | 247    | 719   |
| B.Mus.-Bachelor of Music  | 167             | 147    | 314   | 303                    | 308    | 611   |
| B.F.Tech.-Bachelor of Fashion Technology  | 23              | 50     | 73    | 123                    | 322    | 445   |
| B.A.S.L.P.-Bachelor of Audiology and Speech Language Pathology                              | 7               | 30     | 37    | 176                    | 594    | 770   |
| B.O.T.-Bachelor of Occupational Therapy   | 17              | 29     | 46    | 223                    | 422    | 645   |
| B.H.T.M.-Bachelor of Hotel and Tourism Management   | 77              | 57     | 134   | 202                    | 47     | 249   |
| B.J.-Bachelor of Journalism   | 42              | 14     | 56    | 324                    | 118    | 442   |
| B.S.Course-Bachelor of Science (Physician Assistant and Emergency & Trauma Care Management) | 0               | 2      | 2     | 103                    | 781    | 884   |



**Table 11. Programme-wise Enrolment (based on actual response)**

| Programme   | ALL CATEGORIES |        |       | SCHEDULED CASTE |        |       |
|---|----------------|--------|-------|-----------------|--------|-------|
|   | Male           | Female | Total | Male            | Female | Total |
| 1   | 2              | 3      | 4     | 5               | 6      | 7     |
| B.H.M.T.T.-Bachelor of Hotel Management, Travel and Tourism       | 1557           | 405    | 1962  | 150             | 54     | 204   |
| B.F.Sc.-Bachelor of Fisheries Science                             | 1078           | 834    | 1912  | 116             | 71     | 187   |
| B.N.Y.S.-Bachelor of Naturopathy and Yogic Sciences               | 785            | 936    | 1721  | 116             | 105    | 221   |
| B.S.M.S.-Bachelor of Sridhar Medicine and Surgery                 | 402            | 1300   | 1702  | 88              | 223    | 311   |
| B.H.A.-Bachelor of Hospital Administration                        | 858            | 738    | 1596  | 5               | 16     | 21    |
| B.G.L.-Bachelor of General Law                                    | 880            | 687    | 1567  | 188             | 116    | 304   |
| B.Nat.(Yogic Sciences)-Bachelor of Naturopathy and Yogic Sciences | 357            | 1010   | 1367  | 20              | 71     | 91    |
| B.P.A.-Bachelor of Performing Arts                                | 837            | 475    | 1312  | 149             | 54     | 203   |
| B.B.S.-Bachelor of Business Studies                               | 650            | 386    | 1036  | 43              | 29     | 72    |
| B.P.S.-Bachelor of Professional Studies                           | 564            | 446    | 1010  | 26              | 12     | 38    |
| B.Plan.-Bachelor of Planning                                      | 498            | 399    | 897   | 63              | 32     | 95    |
| B.V.Sc.-Bachelor of Veterinary Science                            | 454            | 417    | 871   | 55              | 66     | 121   |
| B.A.M.-Bachelor of Ayurved Medicine                               | 379            | 490    | 869   | 37              | 60     | 97    |
| B.Sc.(Sericulture)-Bachelor of Science in Sericulture             | 510            | 242    | 752   | 42              | 15     | 57    |
| B.O.L.-Bachelor of Oriental Learning                              | 403            | 349    | 752   | 43              | 77     | 120   |
| B.Stat.-Bachelor of Statistics                                    | 395            | 336    | 731   | 31              | 40     | 71    |
| B.C.E.-Bachelor of Civil Engineering                              | 569            | 101    | 670   | 111             | 15     | 126   |
| B.Ch.E.-Bachelor of Chemical Engineering                          | 540            | 128    | 668   | 71              | 23     | 94    |
| B.C.L.-Bachelor of Civil Law                                      | 351            | 203    | 554   | 31              | 34     | 65    |
| Visharad-Visharad   | 444            | 83     | 527   | 118             | 30     | 148   |
| B.S.S.-Bachelor in Social Sciences                                | 355            | 160    | 515   | 27              | 9      | 36    |
| Samaj Vidya Visharad-Samaj Vidya Visharad                         | 280            | 105    | 385   | 38              | 0      | 38    |
| B.Dance-Bachelor of Dance   | 66             | 295    | 361   | 7               | 22     | 29    |
| B.Chem.Tech.-Bachelor of Chemical Technology                      | 208            | 66     | 274   | 22              | 13     | 35    |
| Hindi Shiksha Visharad-Hindi Shiksha Visharad                     | 39             | 69     | 108   | 8               | 16     | 24    |
| Shiksha Visharad-Shiksha Visharad                                 | 80             | 0      | 80    | 0               | 0      | 0     |
| B.I.B.F.-Bachelor of International Business and Finance           | 19             | 19     | 38    | 0               | 0      | 0     |
| Vidhyalankar-Vidhyalankar   | 16             | 0      | 16    | 0               | 0      | 0     |
| B.A. L.L.B.-Bachelor of Arts, Bachelor of Law or Laws             | 36759          | 22785  | 59544 | 4873            | 2883   | 7756  |
| B.Tech M.Tech-Bachelor of Technology, Master of Technology        | 16880          | 5611   | 22491 | 2113            | 618    | 2731  |

**Table 11. Programme-wise Enrolment (based on actual response)**

| Programme   | SCHEDULED TRIBE |        |       | OTHER BACKWARD CLASSES |        |       |
|---|-----------------|--------|-------|------------------------|--------|-------|
|   | Male            | Female | Total | Male                   | Female | Total |
| 1   | 8               | 9      | 10    | 11                     | 12     | 13    |
| B.H.M.T.T.-Bachelor of Hotel Management, Travel and Tourism       | 42              | 16     | 58    | 375                    | 88     | 463   |
| B.F.Sc.-Bachelor of Fisheries Science                             | 99              | 42     | 141   | 385                    | 276    | 661   |
| B.N.Y.S.-Bachelor of Naturopathy and Yogic Sciences               | 30              | 23     | 53    | 335                    | 344    | 679   |
| B.S.M.S.-Bachelor of Sridhar Medicine and Surgery                 | 4               | 4      | 8     | 264                    | 908    | 1172  |
| B.H.A.-Bachelor of Hospital Administration                        | 2               | 7      | 9     | 5                      | 67     | 72    |
| B.G.L.-Bachelor of General Law                                    | 17              | 7      | 24    | 89                     | 55     | 144   |
| B.Nat.(Yogic Sciences)-Bachelor of Naturopathy and Yogic Sciences | 1               | 7      | 8     | 102                    | 306    | 408   |
| B.P.A.-Bachelor of Performing Arts                                | 20              | 15     | 35    | 271                    | 125    | 396   |
| B.B.S.-Bachelor of Business Studies                               | 21              | 22     | 43    | 80                     | 33     | 113   |
| B.P.S.-Bachelor of Professional Studies                           | 25              | 23     | 48    | 131                    | 106    | 237   |
| B.Plan.-Bachelor of Planning                                      | 44              | 20     | 64    | 146                    | 73     | 219   |
| B.V.Sc.-Bachelor of Veterinary Science                            | 52              | 39     | 91    | 130                    | 62     | 192   |
| B.A.M.-Bachelor of Ayurved Medicine                               | 7               | 11     | 18    | 100                    | 99     | 199   |
| B.Sc.(Sericulture)-Bachelor of Science in Sericulture             | 2               | 0      | 2     | 314                    | 125    | 439   |
| B.O.L.-Bachelor of Oriental Learning                              | 20              | 51     | 71    | 90                     | 116    | 206   |
| B.Stat.-Bachelor of Statistics                                    | 22              | 4      | 26    | 137                    | 163    | 300   |
| B.C.E.-Bachelor of Civil Engineering                              | 30              | 2      | 32    | 70                     | 40     | 110   |
| B.Ch.E.-Bachelor of Chemical Engineering                          | 31              | 6      | 37    | 35                     | 16     | 51    |
| B.C.L.-Bachelor of Civil Law                                      | 3               | 3      | 6     | 36                     | 37     | 73    |
| Visharad-Visharad   | 31              | 8      | 39    | 230                    | 28     | 258   |
| B.S.S.-Bachelor in Social Sciences                                | 21              | 1      | 22    | 202                    | 41     | 243   |
| Samaj Vidya Visharad-Samaj Vidya Visharad                         | 2               | 6      | 8     | 53                     | 0      | 53    |
| B.Dance-Bachelor of Dance   | 1               | 11     | 12    | 21                     | 85     | 106   |
| B.Chem.Tech.-Bachelor of Chemical Technology                      | 2               | 2      | 4     | 113                    | 37     | 150   |
| Hindi Shiksha Visharad-Hindi Shiksha Visharad                     | 0               | 0      | 0     | 6                      | 5      | 11    |
| Shiksha Visharad-Shiksha Visharad                                 | 0               | 0      | 0     | 0                      | 0      | 0     |
| B.I.B.F.-Bachelor of International Business and Finance           | 0               | 0      | 0     | 0                      | 0      | 0     |
| Vidhyalankar-Vidhyalankar   | 0               | 0      | 0     | 2                      | 0      | 2     |
| B.A. L.L.B.-Bachelor of Arts, Bachelor of Law or Laws             | 1130            | 860    | 1990  | 8502                   | 4295   | 12797 |
| B.Tech M.Tech-Bachelor of Technology, Master of Technology        | 668             | 178    | 846   | 4496                   | 1271   | 5767  |

**Table 11. Programme-wise Enrolment (based on actual response)**

| Programme  | ALL CATEGORIES |        |       | SCHEDULED CASTE |        |       |
|--|----------------|--------|-------|-----------------|--------|-------|
|  | Male           | Female | Total | Male            | Female | Total |
| 1  | 2              | 3      | 4     | 5               | 6      | 7     |
| Integrated M.Sc.-Integrated Master of Science                              | 11506          | 9273   | 20779 | 1030            | 709    | 1739  |
| Integrated M.B.A.-Integrated Master of Business Administration             | 5593           | 3635   | 9228  | 605             | 451    | 1056  |
| B.B.A. L.L.B.-Bachelor of Business Administration, Bachelor of Law or Laws | 5061           | 3833   | 8894  | 281             | 221    | 502   |
| B.A. B.Ed.-Bachelor of Arts, Bachelor of Education                         | 3091           | 4516   | 7607  | 548             | 658    | 1206  |
| Integrated Ph.D-Integrated Doctor of Philosophy                            | 2771           | 2982   | 5753  | 267             | 247    | 514   |
| Integrated M.A.-Integrated Master of Arts                                  | 2679           | 2704   | 5383  | 401             | 194    | 595   |
| B.S. M.S.-Bachelor of Science, Master of Science                           | 3176           | 1975   | 5151  | 296             | 130    | 426   |
| B.Com. L.L.B.-Bachelor of Commerce, Bachelor of Law                        | 1790           | 1473   | 3263  | 98              | 59     | 157   |
| Integrated M.C.A.-Integrated Master of Computer Applications               | 1607           | 1155   | 2762  | 144             | 97     | 241   |
| B.Sc. B.Ed.-Bachelor of Science, Bachelor of Education                     | 708            | 1492   | 2200  | 129             | 187    | 316   |
| B.Sc. L.L.B.-Bachelor of Science, Bachelor of Law or Laws                  | 648            | 459    | 1107  | 99              | 50     | 149   |
| M.Sc. B.Ed.-Master of Science, Bachelor of Education                       | 165            | 415    | 580   | 32              | 78     | 110   |
| M.A. B.Ed.-Master of Arts, Bachelor of Education                           | 154            | 240    | 394   | 28              | 23     | 51    |
| M.Com. B.Ed.-Master of Commerce, Bachelor of Education                     | 58             | 178    | 236   | 12              | 17     | 29    |
| B.Com. B.Ed.-Bachelor of Commerce, Bachelor of Education                   | 0              | 50     | 50    | 0               | 13     | 13    |

**Table 11. Programme-wise Enrolment (based on actual response)**

| Programme  | SCHEDULED TRIBE |        |       | OTHER BACKWARD CLASSES |        |       |
|--|-----------------|--------|-------|------------------------|--------|-------|
|  | Male            | Female | Total | Male                   | Female | Total |
| 1  | 8               | 9      | 10    | 11                     | 12     | 13    |
| Integrated M.Sc.-Integrated Master of Science                              | 396             | 375    | 771   | 2378                   | 2135   | 4513  |
| Integrated M.B.A.-Integrated Master of Business Administration             | 205             | 107    | 312   | 981                    | 545    | 1526  |
| B.B.A. L.L.B.-Bachelor of Business Administration, Bachelor of Law or Laws | 182             | 107    | 289   | 659                    | 433    | 1092  |
| B.A. B.Ed.-Bachelor of Arts, Bachelor of Education                         | 245             | 242    | 487   | 804                    | 1173   | 1977  |
| Integrated Ph.D-Integrated Doctor of Philosophy                            | 430             | 709    | 1139  | 494                    | 550    | 1044  |
| Integrated M.A.-Integrated Master of Arts                                  | 216             | 163    | 379   | 647                    | 544    | 1191  |
| B.S. M.S.-Bachelor of Science, Master of Science                           | 138             | 74     | 212   | 563                    | 325    | 888   |
| B.Com. L.L.B.-Bachelor of Commerce, Bachelor of Law                        | 15              | 18     | 33    | 222                    | 151    | 373   |
| Integrated M.C.A.-Integrated Master of Computer Applications               | 28              | 22     | 50    | 297                    | 230    | 527   |
| B.Sc. B.Ed.-Bachelor of Science, Bachelor of Education                     | 66              | 115    | 181   | 276                    | 471    | 747   |
| B.Sc. L.L.B.-Bachelor of Science, Bachelor of Law or Laws                  | 15              | 23     | 38    | 167                    | 87     | 254   |
| M.Sc. B.Ed.-Master of Science, Bachelor of Education                       | 8               | 21     | 29    | 79                     | 112    | 191   |
| M.A. B.Ed.-Master of Arts, Bachelor of Education                           | 14              | 11     | 25    | 64                     | 40     | 104   |
| M.Com. B.Ed.-Master of Commerce, Bachelor of Education                     | 0               | 0      | 0     | 17                     | 26     | 43    |
| B.Com. B.Ed.-Bachelor of Commerce, Bachelor of Education                   | 0               | 11     | 11    | 0                      | 14     | 14    |

**Table 11(a). Programme-wise Enrolment - Distance Mode  
(based on actual response)**

| Programme  | ALL CATEGORIES |        |         | SCHEDULED CASTE |        |        |
|--|----------------|--------|---------|-----------------|--------|--------|
|  | Male           | Female | Total   | Male            | Female | Total  |
| 1  | 2              | 3      | 4       | 5               | 6      | 7      |
| Ph.D.-Doctor of Philosophy                           | 87             | 49     | 136     | 0               | 0      | 0      |
| M.A.-Master of Arts                                  | 272979         | 379237 | 652216  | 36553           | 42757  | 79310  |
| M.Com.-Master of Commerce                            | 64019          | 85428  | 149447  | 4693            | 5260   | 9953   |
| M.B.A.- Master of Business Administration            | 83703          | 49226  | 132929  | 4482            | 2610   | 7092   |
| M.Sc.-Master of Science                              | 47403          | 48964  | 96367   | 4679            | 3992   | 8671   |
| M.C.A. -Master of Computer Applications              | 24409          | 18730  | 43139   | 1655            | 931    | 2586   |
| M.S.W.-Master of Social Work                         | 8296           | 7973   | 16269   | 853             | 711    | 1564   |
| M.Ed. -Master of Education                           | 1529           | 1497   | 3026    | 189             | 119    | 308    |
| M.Lib.Sc. -Master of Library Science                 | 1069           | 1633   | 2702    | 119             | 148    | 267    |
| L.L.M.-Master of Law or Laws                         | 1337           | 606    | 1943    | 171             | 72     | 243    |
| M.L. -Master of Laws                                 | 1088           | 578    | 1666    | 54              | 18     | 72     |
| M.L.I.Sc.-Master of Library & Information Science    | 766            | 881    | 1647    | 82              | 72     | 154    |
| Acharya-Acharya                                      | 729            | 617    | 1346    | 30              | 61     | 91     |
| M.M.C.-Master in Mass Communication                  | 516            | 577    | 1093    | 30              | 25     | 55     |
| M.S.-Master of Science                               | 533            | 238    | 771     | 54              | 13     | 67     |
| M.J.M.C.-Master of Journalism and Mass Communication | 403            | 190    | 593     | 20              | 8      | 28     |
| M.J.-Master of Journalism                            | 400            | 117    | 517     | 29              | 8      | 37     |
| M.F.A. -Master of Fine Arts                          | 74             | 417    | 491     | 8               | 42     | 50     |
| M.H.R.D. -Master of Human Resource Development       | 278            | 168    | 446     | 26              | 19     | 45     |
| P.G.P.-Post-Graduate Programme in Management         | 344            | 44     | 388     | 0               | 0      | 0      |
| P.G.D.M.-Post-Graduate Diploma in Management         | 73             | 181    | 254     | 8               | 5      | 13     |
| M.Arch.-Master of Architecture                       | 116            | 137    | 253     | 2               | 3      | 5      |
| M.Optom. -Master of Optometry                        | 178            | 70     | 248     | 4               | 1      | 5      |
| C.P.A.-Certified Public Accountant                   | 75             | 56     | 131     | 28              | 11     | 39     |
| M.B.A.(Tech.)-Master of Business                     | 65             | 51     | 116     | 2               | 3      | 5      |
| M.H.A. -Master of Hospital Administration            | 37             | 65     | 102     | 0               | 3      | 3      |
| M.Mus. -Master of Music                              | 10             | 80     | 90      | 1               | 5      | 6      |
| M.P.H. -Master of Public Health                      | 55             | 6      | 61      |                 |        |        |
| M.Dance-Master of Dance                              | 3              | 55     | 58      |                 |        |        |
| M.O.T. -Master of Occupational Therapy               | 24             | 7      | 31      | 0               | 0      | 0      |
| M.Tech. -Master of Technology                        | 14             | 1      | 15      | 0               | 0      | 0      |
| M.P.A.-Master of Performing Arts                     | 1              | 6      | 7       | 0               | 1      | 1      |
| M.Sc. Tech. -Master of Science in Technology         | 0              | 0      | 0       | 0               | 0      | 0      |
| M.Sc. Nursing-Master of Science in Nursing           | 0              | 0      | 0       | 0               | 0      | 0      |
| B.A.-Bachelor of Arts                                | 883977         | 745350 | 1629327 | 134067          | 97726  | 231793 |
| B.Com.-Bachelor of Commerce                          | 278754         | 174520 | 453274  | 23407           | 14127  | 37534  |
| B.Sc.-Bachelor of Science                            | 129932         | 66240  | 196172  | 11446           | 6030   | 17476  |

**Table 11(a). Programme-wise Enrolment - Distance Mode(based on actual response)**

| Programme  | SCHEDULED TRIBE |        |        | OTHER BACKWARD CLASSES |        |        |
|--|-----------------|--------|--------|------------------------|--------|--------|
|  | Male            | Female | Total  | Male                   | Female | Total  |
| 1  | 8               | 9      | 10     | 11                     | 12     | 13     |
| Ph.D.-Doctor of Philosophy                           | 0               | 0      | 0      | 0                      | 0      | 0      |
| M.A.-Master of Arts                                  | 19721           | 22006  | 41727  | 72725                  | 93192  | 165917 |
| M.Com.-Master of Commerce                            | 1814            | 1754   | 3568   | 15076                  | 16839  | 31915  |
| M.B.A.- Master of Business Administration            | 736             | 302    | 1038   | 20084                  | 13142  | 33226  |
| M.Sc.-Master of Science                              | 1878            | 1126   | 3004   | 14475                  | 17153  | 31628  |
| M.C.A. -Master of Computer Applications              | 204             | 133    | 337    | 4556                   | 3805   | 8361   |
| M.S.W.-Master of Social Work                         | 544             | 686    | 1230   | 2805                   | 2006   | 4811   |
| M.Ed. -Master of Education                           | 70              | 39     | 109    | 388                    | 333    | 721    |
| M.Lib.Sc. -Master of Library Science                 | 17              | 17     | 34     | 271                    | 396    | 667    |
| L.L.M.-Master of Law or Laws                         | 22              | 10     | 32     | 498                    | 185    | 683    |
| M.L. -Master of Laws                                 | 6               | 5      | 11     | 228                    | 75     | 303    |
| M.L.I.Sc.-Master of Library & Information Science    | 39              | 36     | 75     | 271                    | 200    | 471    |
| Acharya-Acharya                                      | 26              | 19     | 45     | 133                    | 195    | 328    |
| M.M.C.-Master in Mass Communication                  | 2               | 2      | 4      | 39                     | 34     | 73     |
| M.S.-Master of Science                               | 4               | 5      | 9      | 237                    | 85     | 322    |
| M.J.M.C.-Master of Journalism and Mass Communication | 5               | 1      | 6      | 130                    | 32     | 162    |
| M.J.-Master of Journalism                            | 4               | 0      | 4      | 150                    | 26     | 176    |
| M.F.A. -Master of Fine Arts                          | 0               | 0      | 0      | 6                      | 40     | 46     |
| M.H.R.D. -Master of Human Resource Development       | 3               | 1      | 4      | 95                     | 77     | 172    |
| P.G.P.-Post-Graduate Programme in Management         | 0               | 0      | 0      | 0                      | 0      | 0      |
| P.G.D.M.-Post-Graduate Diploma in Management         | 32              | 50     | 82     | 28                     | 5      | 33     |
| M.Arch.-Master of Architecture                       | 0               | 0      | 0      | 1                      | 4      | 5      |
| M.Optom. -Master of Optometry                        | 1               | 0      | 1      | 16                     | 5      | 21     |
| C.P.A.-Certified Public Accountant                   | 12              | 9      | 21     | 24                     | 25     | 49     |
| M.B.A.(Tech.)-Master of Business                     | 0               | 0      | 0      | 13                     | 3      | 16     |
| M.H.A. -Master of Hospital Administration            | 0               | 0      | 0      | 0                      | 1      | 1      |
| M.Mus. -Master of Music                              | 0               | 0      | 0      | 7                      | 36     | 43     |
| M.P.H. -Master of Public Health                      |                 |        |        |                        |        |        |
| M.Dance-Master of Dance                              |                 |        |        |                        |        |        |
| M.O.T. -Master of Occupational Therapy               | 0               | 0      | 0      | 0                      | 0      | 0      |
| M.Tech. -Master of Technology                        | 0               | 0      | 0      | 1                      | 0      | 1      |
| M.P.A.-Master of Performing Arts                     | 0               | 0      | 0      | 1                      | 2      | 3      |
| M.Sc. Tech. -Master of Science in Technology         | 0               | 0      | 0      | 0                      | 0      | 0      |
| M.Sc. Nursing-Master of Science in Nursing           | 0               | 0      | 0      | 0                      | 0      | 0      |
| B.A.-Bachelor of Arts                                | 64250           | 45775  | 110025 | 239163                 | 193882 | 433045 |
| B.Com.-Bachelor of Commerce                          | 4280            | 2131   | 6411   | 58805                  | 34047  | 92852  |
| B.Sc.-Bachelor of Science                            | 6051            | 3048   | 9099   | 33707                  | 20394  | 54101  |

**Table 11(a). Programme-wise Enrolment - Distance Mode  
(based on actual response)**

| Programme   | ALL CATEGORIES |        |       | SCHEDULED CASTE |        |       |
|---|----------------|--------|-------|-----------------|--------|-------|
|   | Male           | Female | Total | Male            | Female | Total |
| 1   | 2              | 3      | 4     | 5               | 6      | 7     |
| B.C.A.-Bachelor of Computer Applications                        | 41851          | 13676  | 55527 | 2526            | 846    | 3372  |
| B.A.(Hons)-Bachelor of Arts (Honors)                            | 21866          | 21679  | 43545 | 3058            | 2704   | 5762  |
| B.B.A.-Bachelor of Business Administration                      | 29118          | 11744  | 40862 | 2431            | 1081   | 3512  |
| B.Ed.-Bachelor of Education                                     | 11032          | 14379  | 25411 | 1422            | 1601   | 3023  |
| B.Litt.-Bachelor of Literature                                  | 5681           | 13877  | 19558 | 701             | 2165   | 2866  |
| B.Lib.I.Sc.-Bachelor of Library & Information Science           | 5977           | 7497   | 13474 | 637             | 609    | 1246  |
| B.Sc.(Hons)-Bachelor of Science (Honors)                        | 3316           | 1777   | 5093  | 298             | 198    | 496   |
| B.S.W.-Bachelor of Social Work                                  | 2317           | 2433   | 4750  | 257             | 278    | 535   |
| B.Lib.Sc.-Bachelor of Library Science                           | 1539           | 1255   | 2794  | 359             | 211    | 570   |
| B.B.M.-Bachelor of Business Management                          | 1243           | 804    | 2047  | 85              | 47     | 132   |
| L.L.B.-Bachelor of Law or Laws                                  | 1289           | 537    | 1826  | 149             | 51     | 200   |
| B.J.M.C.-Bachelor of Journalism and Mass Communication          | 1189           | 440    | 1629  | 157             | 74     | 231   |
| B.Optom.-Bachelor of Clinical Optometry                         | 669            | 351    | 1020  | 9               | 15     | 24    |
| B.Sc.(Nursing)-Bachelor of Science in Nursing                   | 322            | 619    | 941   | 25              | 50     | 75    |
| B.Tech.-Bachelor of Technology                                  | 638            | 10     | 648   | 21              | 1      | 22    |
| Shastri-Shastri   | 187            | 79     | 266   | 11              | 23     | 34    |
| B.H.M.-Bachelor of Hotel Management                             | 204            | 6      | 210   | 15              | 0      | 15    |
| B.Mus.-Bachelor of Music  | 89             | 110    | 199   | 17              | 17     | 34    |
| B.H.T.M.-Bachelor of Hotel and Tourism Management               | 166            | 15     | 181   | 5               | 3      | 8     |
| B.N.Y.S.-Bachelor of Naturopathy and Yogic Sciences             | 102            | 64     | 166   | 10              | 6      | 16    |
| B.Dance-Bachelor of Dance                                       | 13             | 116    | 129   | 4               | 9      | 13    |
| B.Agri.-Bachelor of Agriculture                                 | 67             | 12     | 79    |                 |        |       |
| B.O.T.-Bachelor of Occupational Therapy                         | 72             | 6      | 78    | 4               | 0      | 4     |
| B.F.A.-Bachelor of Fine Arts                                    | 2              | 62     | 64    |                 |        |       |
| B.M.S.-Bachelor of Management Studies                           | 34             | 16     | 50    | 2               | 2      | 4     |
| B.H.M.T.T.-Bachelor of Hotel Management, Travel and Tourism     | 34             | 1      | 35    |                 |        |       |
| B.M.M.-Bachelor of Multi Media                                  | 17             | 5      | 22    |                 |        |       |
| B.J.-Bachelor of Journalism                                     | 9              | 1      | 10    | 1               | 0      | 1     |
| B.Architecture-Bachelor of Architecture                         | 1              | 1      | 2     | 0               | 0      | 0     |
| B.H.M.C.T.-Bachelor of Hotel Management and Catering Technology | 1              | 0      | 1     | 0               | 0      | 0     |
| Integrated M.C.A.-Integrated Master of Computer Applications    | 1              | 0      | 1     | 0               | 0      | 0     |



**Table 11(a). Programme-wise Enrolment - Distance Mode(based on actual response)**

| Programme   | SCHEDULED TRIBE |        |       | OTHER BACKWARD CLASSES |        |       |
|---|-----------------|--------|-------|------------------------|--------|-------|
|   | Male            | Female | Total | Male                   | Female | Total |
| 1   | 8               | 9      | 10    | 11                     | 12     | 13    |
| B.C.A.-Bachelor of Computer Applications                        | 946             | 353    | 1299  | 8153                   | 3125   | 11278 |
| B.A.(Hons)-Bachelor of Arts (Honors)                            | 437             | 230    | 667   | 4517                   | 2311   | 6828  |
| B.B.A.-Bachelor of Business Administration                      | 93              | 46     | 139   | 8448                   | 3463   | 11911 |
| B.Ed.-Bachelor of Education                                     | 632             | 508    | 1140  | 3430                   | 5635   | 9065  |
| B.Litt.-Bachelor of Literature                                  | 25              | 54     | 79    | 1803                   | 6719   | 8522  |
| B.Lib.I.Sc.-Bachelor of Library & Information Science           | 247             | 291    | 538   | 2022                   | 2149   | 4171  |
| B.Sc.(Hons)-Bachelor of Science (Honors)                        | 700             | 364    | 1064  | 1234                   | 540    | 1774  |
| B.S.W.-Bachelor of Social Work                                  | 225             | 206    | 431   | 545                    | 410    | 955   |
| B.Lib.Sc.-Bachelor of Library Science                           | 96              | 53     | 149   | 545                    | 361    | 906   |
| B.B.M.-Bachelor of Business Management                          | 21              | 15     | 36    | 253                    | 127    | 380   |
| L.L.B.-Bachelor of Law or Laws                                  | 16              | 3      | 19    | 643                    | 273    | 916   |
| B.J.M.C.-Bachelor of Journalism and Mass Communication          | 6               | 9      | 15    | 77                     | 16     | 93    |
| B.Optom.-Bachelor of Clinical Optometry                         | 5               | 4      | 9     | 81                     | 44     | 125   |
| B.Sc.(Nursing)-Bachelor of Science in Nursing                   | 18              | 39     | 57    | 91                     | 108    | 199   |
| B.Tech.-Bachelor of Technology                                  | 3               | 0      | 3     | 117                    | 1      | 118   |
| Shastri-Shastri   | 0               | 0      | 0     | 11                     | 11     | 22    |
| B.H.M.-Bachelor of Hotel Management                             | 1               | 0      | 1     | 9                      | 0      | 9     |
| B.Mus.-Bachelor of Music  | 1               | 1      | 2     | 49                     | 60     | 109   |
| B.H.T.M.-Bachelor of Hotel and Tourism Management               | 0               | 0      | 0     | 5                      | 0      | 5     |
| B.N.Y.S.-Bachelor of Naturopathy and Yogic Sciences             | 1               | 1      | 2     | 23                     | 15     | 38    |
| B.Dance-Bachelor of Dance                                       | 1               | 1      | 2     | 4                      | 54     | 58    |
| B.Agri.-Bachelor of Agriculture                                 |                 |        |       |                        |        |       |
| B.O.T.-Bachelor of Occupational Therapy                         | 0               | 0      | 0     | 0                      | 0      | 0     |
| B.F.A.-Bachelor of Fine Arts                                    |                 |        |       |                        |        |       |
| B.M.S.-Bachelor of Management Studies                           | 0               | 0      | 0     | 5                      | 2      | 7     |
| B.H.M.T.T.-Bachelor of Hotel Management, Travel and Tourism     |                 |        |       |                        |        |       |
| B.M.M.-Bachelor of Multi Media                                  |                 |        |       |                        |        |       |
| B.J.-Bachelor of Journalism                                     | 0               | 0      | 0     | 3                      | 0      | 3     |
| B.Architecture-Bachelor of Architecture                         | 0               | 0      | 0     | 0                      | 0      | 0     |
| B.H.M.C.T.-Bachelor of Hotel Management and Catering Technology | 0               | 0      | 0     | 1                      | 0      | 1     |
| Integrated M.C.A.-Integrated Master of Computer Applications    | 0               | 0      | 0     | 0                      | 0      | 0     |

**Table 12. Enrolment at Under Graduate Level in Major Disciplines/ Subjects  
(based on actual response)**

| Discipline                     |                                | Male    | Female  | Total   |
|--------------------------------|--------------------------------|---------|---------|---------|
| Arts                           |                                | 4654391 | 5236759 | 9891150 |
| Science                        |                                | 2314490 | 2063076 | 4377566 |
| Engineering & Technology       | Mechanical Engineering         | 965434  | 43258   | 1008692 |
|                                | Computer Engineering           | 418315  | 346484  | 764799  |
|                                | Electronics Engineering        | 412756  | 330248  | 743004  |
|                                | Civil Engineering              | 512474  | 120900  | 633374  |
|                                | Electrical Engineering         | 348437  | 118904  | 467341  |
|                                | Other Engineering & Technology | 192135  | 78364   | 270499  |
|                                | Information Technology         | 99204   | 87015   | 186219  |
|                                | Architecture                   | 31570   | 34309   | 65879   |
|                                | Chemical Engineering           | 35569   | 11797   | 47366   |
|                                | Agriculture Engineering        | 11060   | 5401    | 16461   |
|                                | Aeronautical Engineering       | 10919   | 3140    | 14059   |
|                                | Metallurgical Engineering      | 7762    | 2338    | 10100   |
|                                | Mining Engineering             | 8120    | 207     | 8327    |
|                                | Food Technology                | 4749    | 3334    | 8083    |
|                                | Marine Engineering             | 3035    | 108     | 3143    |
|                                | Dairy Technology               | 1333    | 607     | 1940    |
| Planning                       | 498                            | 399     | 897     |         |
| Engineering & Technology Total |                                | 3063370 | 1186813 | 4250183 |
| Commerce                       |                                | 2075551 | 1782897 | 3858448 |
| Medical Science                | Nursing                        | 38310   | 170572  | 208882  |
|                                | Pharmacy                       | 111752  | 94461   | 206213  |
|                                | General Medicine               | 96538   | 93607   | 190145  |
|                                | Dentistry                      | 26393   | 63517   | 89910   |
|                                | Ayurveda                       | 22756   | 31579   | 54335   |
|                                | Homeopathy                     | 16689   | 28212   | 44901   |
|                                | Physiotherapy                  | 13613   | 29791   | 43404   |
|                                | Medical Science                | 14260   | 25000   | 39260   |
|                                | Unani                          | 3839    | 3099    | 6938    |
|                                | Ophthalmology                  | 1929    | 2157    | 4086    |
|                                | Pathology                      | 586     | 1804    | 2390    |
|                                | Occupational Therapy           | 701     | 1596    | 2297    |
|                                | Medical Management             | 505     | 1479    | 1984    |
|                                | Other Medical Science          | 785     | 936     | 1721    |
|                                | General Surgery                | 402     | 1300    | 1702    |
| Hospital Administration        | 858                            | 738     | 1596    |         |
| Medical Science Total          |                                | 349916  | 549848  | 899764  |
| Social Science                 |                                | 391247  | 384534  | 775781  |
| Education                      |                                | 268826  | 443878  | 712704  |
| IT & Computer                  |                                | 385048  | 297372  | 682420  |
| Management                     |                                | 325886  | 194100  | 519986  |
| Law                            |                                | 224563  | 103009  | 327572  |
| Indian Language                |                                | 101179  | 145007  | 246186  |
| Agriculture                    |                                | 135340  | 48487   | 183827  |
| Foreign Language               |                                | 54848   | 66153   | 121001  |

**Table 12. Enrolment at Under Graduate Level in Major Disciplines/ Subjects  
(based on actual response)**

| <b>Discipline</b>               | <b>Male</b>     | <b>Female</b>   | <b>Total</b>    |
|---------------------------------|-----------------|-----------------|-----------------|
| Oriental Learning               | 57782           | 43266           | 101048          |
| Home Science                    | 10675           | 54925           | 65600           |
| Area Studies                    | 31252           | 31471           | 62723           |
| Fine Arts                       | 18230           | 16312           | 34542           |
| Physical Education              | 22302           | 9244            | 31546           |
| Linguistics                     | 6914            | 17609           | 24523           |
| Library & Information Science   | 11061           | 12574           | 23635           |
| Journalism & Mass Communication | 11573           | 9059            | 20632           |
| Social Work                     | 10706           | 9689            | 20395           |
| Fashion Technology              | 3194            | 11146           | 14340           |
| Veterinary & Animal Sciences    | 7817            | 4505            | 12322           |
| Design                          | 3384            | 8877            | 12261           |
| Cultural Studies                | 4235            | 4694            | 8929            |
| Religious Studies               | 2567            | 1980            | 4547            |
| Women Studies                   | 101             | 3534            | 3635            |
| Fisheries Science               | 1667            | 1240            | 2907            |
| Defence Studies                 | 720             | 380             | 1100            |
| Gandhian Studies                | 65              | 264             | 329             |
| Marine Science / Oceanography   | 195             | 51              | 246             |
| Criminology & Forensic Science  | 12              | 189             | 201             |
| <b>Grand Total</b>              | <b>14549107</b> | <b>12742942</b> | <b>27292049</b> |

**Table 13. Enrolment at Ph.D.,M.Phil. & Post Graduate Level in Major Disciplines/ Subjects  
(based on actual response)**

| Discipline                                |                           | Ph.D.        |             |              | M.Phil.     |             |             | Post Graduate |               |               |
|---|---------------------------|--------------|-------------|--------------|-------------|-------------|-------------|---------------|---------------|---------------|
|   |                           | Male         | Female      | Total        | Male        | Female      | Total       | Male          | Female        | Total         |
| Agriculture                               | Agriculture               | 2701         | 1598        | 4299         | 51          | 10          | 61          | 13077         | 6008          | 19085         |
|   | Horticulture              | 233          | 148         | 381          | 0           | 2           | 2           | 1475          | 846           | 2321          |
|   | Forestry                  | 83           | 84          | 167          |             |             |             | 402           | 252           | 654           |
|   | Sericulture               | 0            | 2           | 2            |             |             |             | 32            | 40            | 72            |
| <b>Agriculture Total</b>                  |                           | <b>3017</b>  | <b>1832</b> | <b>4849</b>  | <b>51</b>   | <b>12</b>   | <b>63</b>   | <b>14986</b>  | <b>7146</b>   | <b>22132</b>  |
| Area Studies                              |                           | 803          | 636         | 1439         | 1267        | 1461        | 2728        | 46904         | 72167         | 119071        |
| Commerce                                  |                           | 1826         | 1645        | 3471         | 1000        | 2224        | 3224        | 172980        | 246489        | 419469        |
| Criminology & Forensic Science            |                           | 10           | 4           | 14           | 1           | 2           | 3           | 207           | 210           | 417           |
| Cultural Studies                          |                           | 115          | 138         | 253          | 171         | 172         | 343         | 6895          | 10684         | 17579         |
| Defence Studies                           |                           | 30           | 7           | 37           | 27          | 3           | 30          | 1483          | 684           | 2167          |
| Design                                    |                           | 101          | 51          | 152          | 0           | 0           | 0           | 981           | 1031          | 2012          |
| Disability Studies                        |                           |              |             |              |             |             |             | 92            | 124           | 216           |
| Education                                 |                           | 1701         | 1968        | 3669         | 751         | 972         | 1723        | 63802         | 111024        | 174826        |
| Engineering & Technology                  | Computer Engineering      | 2111         | 1262        | 3373         | 2           | 0           | 2           | 23682         | 31416         | 55098         |
|   | Electronics Engineering   | 1785         | 996         | 2781         |             |             |             | 25523         | 26970         | 52493         |
|   | Mechanical Engineering    | 3590         | 329         | 3919         |             |             |             | 34061         | 4294          | 38355         |
|   | Civil Engineering         | 1870         | 733         | 2603         |             |             |             | 25482         | 10326         | 35808         |
|   | Other Engineering &       | 7309         | 3875        | 11184        | 12          | 36          | 48          | 21603         | 11054         | 32657         |
|   | Electrical Engineering    | 2653         | 907         | 3560         |             |             |             | 19331         | 10923         | 30254         |
|   | Information Technology    | 148          | 74          | 222          | 0           | 12          | 12          | 2225          | 2783          | 5008          |
|   | Chemical Engineering      | 854          | 405         | 1259         |             |             |             | 2208          | 1289          | 3497          |
|   | Architecture              | 93           | 83          | 176          |             |             |             | 1158          | 1311          | 2469          |
|   | Metallurgical Engineering | 575          | 172         | 747          |             |             |             | 1211          | 208           | 1419          |
|   | Agriculture Engineering   | 227          | 109         | 336          |             |             |             | 802           | 366           | 1168          |
|   | Food Technology           | 38           | 30          | 68           |             |             |             | 420           | 444           | 864           |
|   | Planning                  | 7            | 2           | 9            |             |             |             | 414           | 421           | 835           |
|   | Aeronautical Engineering  | 199          | 26          | 225          |             |             |             | 408           | 128           | 536           |
|   | Marine Engineering        | 0            | 0           | 0            |             |             |             | 166           | 38            | 204           |
|   | Mining Engineering        | 93           | 15          | 108          |             |             |             | 184           | 9             | 193           |
| Dairy Technology                          | 13                        | 4            | 17          |              |             |             | 64          | 48            | 112           |               |
| Transportation Planning                   |                           |              |             |              |             |             | 44          | 6             | 50            |               |
| Urban Planning                            |                           |              |             |              |             |             | 32          | 13            | 45            |               |
| <b>Engineering &amp; Technology Total</b> |                           | <b>21565</b> | <b>9022</b> | <b>30587</b> | <b>14</b>   | <b>48</b>   | <b>62</b>   | <b>159018</b> | <b>102047</b> | <b>261065</b> |
| Fashion Technology                        |                           | 21           | 19          | 40           | 2           | 15          | 17          | 277           | 1782          | 2059          |
| Fine Arts                                 |                           | 304          | 435         | 739          | 239         | 218         | 457         | 3030          | 3841          | 6871          |
| Fisheries Science                         |                           | 336          | 150         | 486          | 1           | 6           | 7           | 526           | 470           | 996           |
| Foreign Language                          | English                   | 938          | 1300        | 2238         | 882         | 1882        | 2764        | 64292         | 124620        | 188912        |
|   | Other Foreign Languages   | 275          | 118         | 393          | 372         | 92          | 464         | 2441          | 1240          | 3681          |
|   | French                    | 8            | 13          | 21           | 6           | 4           | 10          | 121           | 165           | 286           |
|   | German                    | 3            | 7           | 10           | 15          | 14          | 29          | 104           | 139           | 243           |
| Spanish                                   | 0                         | 0            | 0           | 65           | 40          | 105         | 40          | 30            | 70            |               |
| <b>Foreign Language Total</b>             |                           | <b>1224</b>  | <b>1438</b> | <b>2662</b>  | <b>1340</b> | <b>2032</b> | <b>3372</b> | <b>66998</b>  | <b>126194</b> | <b>193192</b> |
| Gandhian Studies                          |                           | 19           | 51          | 70           | 35          | 23          | 58          | 1738          | 2102          | 3840          |
| Home Science                              | Home Science              | 6            | 551         | 557          | 0           | 62          | 62          | 771           | 7590          | 8361          |
|   | Nutrition                 | 2            | 65          | 67           | 0           | 21          | 21          | 24            | 984           | 1008          |
|   | Food Technology           | 5            | 21          | 26           | 2           | 0           | 2           | 150           | 453           | 603           |
| <b>Home Science Total</b>                 |                           | <b>13</b>    | <b>637</b>  | <b>650</b>   | <b>2</b>    | <b>83</b>   | <b>85</b>   | <b>945</b>    | <b>9027</b>   | <b>9972</b>   |
| Indian Language                           | Hindi                     | 1067         | 1060        | 2127         | 476         | 694         | 1170        | 42301         | 80351         | 122652        |
|   | Other Indian Languages    | 361          | 352         | 713          | 293         | 494         | 787         | 22469         | 42606         | 65075         |
|   | Bengali                   | 156          | 95          | 251          | 131         | 87          | 218         | 12721         | 24752         | 37473         |
|   | Urdu                      | 425          | 175         | 600          | 244         | 103         | 347         | 15206         | 12166         | 27372         |
|   | Sanskrit                  | 571          | 503         | 1074         | 361         | 259         | 620         | 9079          | 16149         | 25228         |
|   | Tamil                     | 232          | 371         | 603          | 560         | 1122        | 1682        | 6628          | 17706         | 24334         |
|   | Telugu                    | 123          | 44          | 167          | 31          | 13          | 44          | 7718          | 10714         | 18432         |
|   | Punjabi                   | 290          | 347         | 637          | 139         | 178         | 317         | 2608          | 6018          | 8626          |
|   | Kannada                   | 289          | 244         | 533          | 0           | 3           | 3           | 2783          | 4238          | 7021          |
| Malayalam                                 | 52                        | 110          | 162         | 19           | 80          | 99          | 940         | 3815          | 4755          |               |
| Odiya                                     | 32                        | 38           | 70          | 35           | 51          | 86          | 397         | 1116          | 1513          |               |
| <b>Indian Language Total</b>              |                           | <b>3598</b>  | <b>3339</b> | <b>6937</b>  | <b>2289</b> | <b>3084</b> | <b>5373</b> | <b>122850</b> | <b>219631</b> | <b>342481</b> |
| IT & Computer                             |                           | 1456         | 1312        | 2768         | 612         | 1404        | 2016        | 122954        | 119954        | 242908        |
| Journalism & Mass Communication           |                           | 323          | 235         | 558          | 230         | 114         | 344         | 8747          | 7041          | 15788         |

**Table 13. Enrolment at Ph.D.,M.Phil. & Post Graduate Level in Major Disciplines/ Subjects  
(based on actual response)**

| Discipline                    | Ph.D.                            |             |             | M.Phil.   |            |            | Post Graduate |              |               |       |
|-------------------------------|----------------------------------|-------------|-------------|-----------|------------|------------|---------------|--------------|---------------|-------|
|                               | Male                             | Female      | Total       | Male      | Female     | Total      | Male          | Female       | Total         |       |
| Law                           | 633                              | 474         | 1107        | 63        | 60         | 123        | 15552         | 10299        | 25851         |       |
| Library & Information Science | 303                              | 200         | 503         | 127       | 110        | 237        | 4216          | 4834         | 9050          |       |
| Linguistics                   | 374                              | 426         | 800         | 195       | 420        | 615        | 66            | 269          | 335           |       |
| Management                    | 3436                             | 2922        | 6358        | 364       | 474        | 838        | 372630        | 223801       | 596431        |       |
| Marine Science / Oceanography | 239                              | 160         | 399         | 6         | 22         | 28         | 275           | 221          | 496           |       |
| Medical Science               | Pharmacy                         | 864         | 627         | 1491      |            |            |               | 22107        | 25853         | 47960 |
|                               | Dentistry                        | 82          | 83          | 165       |            |            |               | 5665         | 7414          | 13079 |
|                               | Nursing                          | 48          | 193         | 241       | 4          | 13         | 17            | 1794         | 8062          | 9856  |
|                               | General Medicine                 | 65          | 40          | 105       | 24         | 23         | 47            | 5008         | 2394          | 7402  |
|                               | Other Medical Science            | 481         | 472         | 953       | 17         | 63         | 80            | 4075         | 2499          | 6574  |
|                               | Ayurveda                         | 93          | 81          | 174       |            |            |               | 2731         | 2933          | 5664  |
|                               | General Surgery                  | 5           | 4           | 9         |            |            |               | 4139         | 1030          | 5169  |
|                               | Physiotherapy                    | 56          | 45          | 101       |            |            |               | 1375         | 2302          | 3677  |
|                               | Anesthesiology                   | 36          | 20          | 56        |            |            |               | 1723         | 1121          | 2844  |
|                               | Gynaecology                      | 3           | 10          | 13        |            |            |               | 718          | 1903          | 2621  |
|                               | Pediatrics                       | 79          | 34          | 113       |            |            |               | 1492         | 1022          | 2514  |
|                               | Pathology                        | 8           | 2           | 10        |            |            |               | 979          | 1461          | 2440  |
|                               | Ophthalmology                    | 5           | 7           | 12        |            |            |               | 985          | 1000          | 1985  |
|                               | Orthopaedics                     | 18          | 0           | 18        |            |            |               | 1745         | 187           | 1932  |
|                               | Homeopathy                       | 4           | 1           | 5         |            |            |               | 559          | 920           | 1479  |
|                               | Microbiology                     | 47          | 46          | 93        |            |            |               | 586          | 875           | 1461  |
|                               | ENT                              | 6           | 1           | 7         |            |            |               | 742          | 521           | 1263  |
|                               | Radiology                        | 23          | 7           | 30        |            |            |               | 840          | 410           | 1250  |
|                               | Bio-Chemistry                    | 57          | 44          | 101       |            |            |               | 572          | 617           | 1189  |
|                               | Dermatology                      | 3           | 2           | 5         |            |            |               | 472          | 649           | 1121  |
|                               | Medical Science                  |             |             |           |            |            |               | 357          | 757           | 1114  |
|                               | Anatomy                          | 55          | 41          | 96        |            |            |               | 617          | 468           | 1085  |
|                               | Public Health                    | 5           | 12          | 17        |            |            |               | 580          | 502           | 1082  |
|                               | Psychiatry                       | 8           | 7           | 15        | 14         | 17         | 31            | 570          | 392           | 962   |
|                               | Physiology                       | 50          | 45          | 95        |            |            |               | 456          | 438           | 894   |
|                               | Forensic Medicine/<br>Toxicology | 2           | 5           | 7         |            |            |               | 430          | 191           | 621   |
|                               | Gastroenterology                 | 107         | 12          | 119       |            |            |               | 260          | 153           | 413   |
|                               | Radiotherapy                     | 2           | 0           | 2         |            |            |               | 203          | 126           | 329   |
|                               | Indian Medicine                  | 22          | 10          | 32        |            |            |               | 68           | 197           | 265   |
|                               | Bio-Technology                   | 10          | 29          | 39        |            |            |               | 62           | 182           | 244   |
|                               | Occupational Therapy             | 1           | 2           | 3         |            |            |               | 94           | 142           | 236   |
|                               | Lab Medicine                     | 8           | 10          | 18        |            |            |               | 73           | 124           | 197   |
|                               | Bio-Physics                      | 31          | 41          | 72        |            |            |               | 104          | 90            | 194   |
|                               | Haematology                      | 26          | 27          | 53        |            |            |               | 74           | 104           | 178   |
|                               | Cardiology                       | 270         | 76          | 346       |            |            |               | 114          | 5             | 119   |
|                               | Oncology                         | 42          | 10          | 52        |            |            |               | 66           | 41            | 107   |
|                               | Neurology                        | 168         | 29          | 197       |            |            |               | 74           | 13            | 87    |
|                               | Urology                          | 71          | 1           | 72        |            |            |               | 81           | 1             | 82    |
|                               | Medical Physics                  | 49          | 31          | 80        |            |            |               | 38           | 43            | 81    |
|                               | Unani                            | 0           | 0           | 0         |            |            |               | 60           | 20            | 80    |
| Nuclear Medicine              | 3                                | 5           | 8           |           |            |            | 53            | 16           | 69            |       |
| Nephrology                    | 48                               | 6           | 54          |           |            |            | 41            | 8            | 49            |       |
| Plastic Surgery               | 46                               | 8           | 54          |           |            |            | 43            | 1            | 44            |       |
| Hospital Administration       | 0                                | 0           | 0           |           |            |            | 24            | 10           | 34            |       |
| Endocrinology                 | 48                               | 36          | 84          |           |            |            | 13            | 3            | 16            |       |
| Medical Management            |                                  |             |             |           |            |            | 1             | 14           | 15            |       |
| Hepatology                    | 9                                | 1           | 10          |           |            |            | 11            | 0            | 11            |       |
| Bio-Statistics                | 5                                | 5           | 10          |           |            |            | 0             | 0            | 0             |       |
| <b>Medical Science Total</b>  | <b>3069</b>                      | <b>2168</b> | <b>5237</b> | <b>59</b> | <b>116</b> | <b>175</b> | <b>62874</b>  | <b>67214</b> | <b>130088</b> |       |

**Table 13. Enrolment at Ph.D.,M.Phil. & Post Graduate Level in Major Disciplines/ Subjects  
(based on actual response)**

| Discipline                   |                       | Ph.D.        |              |               | M.Phil.      |              |              | Post Graduate  |                |                |
|------------------------------|-----------------------|--------------|--------------|---------------|--------------|--------------|--------------|----------------|----------------|----------------|
|                              |                       | Male         | Female       | Total         | Male         | Female       | Total        | Male           | Female         | Total          |
| Oriental Learning            |                       | 567          | 256          | 823           | 229          | 89           | 318          | 21206          | 15087          | 36293          |
| Physical Education           |                       | 429          | 145          | 574           | 366          | 113          | 479          | 5952           | 2219           | 8171           |
| Religious Studies            |                       | 309          | 140          | 449           | 74           | 46           | 120          | 2011           | 1544           | 3555           |
| Science                      | Mathematics           | 1632         | 1238         | 2870          | 816          | 1997         | 2813         | 50081          | 79523          | 129604         |
|                              | Chemistry             | 3788         | 2257         | 6045          | 670          | 961          | 1631         | 44651          | 55237          | 99888          |
|                              | Other Science         | 4940         | 3130         | 8070          | 528          | 947          | 1475         | 30842          | 37637          | 68479          |
|                              | Physics               | 2714         | 1502         | 4216          | 680          | 914          | 1594         | 25540          | 35349          | 60889          |
|                              | Zoology               | 856          | 885          | 1741          | 289          | 659          | 948          | 13811          | 27214          | 41025          |
|                              | Botany                | 739          | 843          | 1582          | 263          | 337          | 600          | 12021          | 24715          | 36736          |
|                              | Bio-Technology        | 1210         | 1462         | 2672          | 94           | 278          | 372          | 4579           | 9955           | 14534          |
|                              | Microbiology          | 182          | 293          | 475           | 44           | 135          | 179          | 3457           | 8607           | 12064          |
|                              | Statistics            | 256          | 195          | 451           | 74           | 105          | 179          | 3691           | 4618           | 8309           |
|                              | Life Science          | 529          | 536          | 1065          | 130          | 192          | 322          | 2460           | 4633           | 7093           |
|                              | Bio-Chemistry         | 372          | 390          | 762           | 45           | 139          | 184          | 2137           | 4447           | 6584           |
|                              | Geology               | 427          | 184          | 611           | 73           | 27           | 100          | 3518           | 2079           | 5597           |
|                              | Environmental Science | 412          | 495          | 907           | 116          | 167          | 283          | 2429           | 2964           | 5393           |
|                              | Electronics           | 137          | 82           | 219           | 26           | 25           | 51           | 2640           | 2055           | 4695           |
|                              | Bio-Science           | 490          | 555          | 1045          | 7            | 25           | 32           | 1650           | 2950           | 4600           |
|                              | Geo-Physics           | 98           | 44           | 142           | 2            | 1            | 3            | 633            | 359            | 992            |
| Genetics                     | 114                   | 171          | 285          | 14            | 10           | 24           | 351          | 487            | 838            |                |
| Science                      | 17                    | 22           | 39           |               |              |              |              |                |                |                |
| <b>Science Total</b>         |                       | <b>18913</b> | <b>14284</b> | <b>33197</b>  | <b>3871</b>  | <b>6919</b>  | <b>10790</b> | <b>204491</b>  | <b>302829</b>  | <b>507320</b>  |
| Social Science               | History               | 1115         | 767          | 1882          | 880          | 901          | 1781         | 64184          | 67159          | 131343         |
|                              | Political Science     | 858          | 522          | 1380          | 437          | 407          | 844          | 57663          | 66777          | 124440         |
|                              | Sociology             | 648          | 639          | 1287          | 297          | 503          | 800          | 42616          | 77931          | 120547         |
|                              | Other Social Science  | 3062         | 2400         | 5462          | 931          | 1027         | 1958         | 46232          | 62551          | 108783         |
|                              | Economics             | 1189         | 984          | 2173          | 689          | 862          | 1551         | 40258          | 51313          | 91571          |
|                              | Geography             | 518          | 297          | 815           | 154          | 114          | 268          | 20193          | 20851          | 41044          |
|                              | Psychology            | 257          | 600          | 857           | 142          | 315          | 457          | 11230          | 21880          | 33110          |
|                              | Public Administration | 138          | 115          | 253           | 98           | 109          | 207          | 12100          | 6742           | 18842          |
|                              | Philosophy            | 872          | 685          | 1557          | 129          | 142          | 271          | 5307           | 5581           | 10888          |
|                              | Anthropology          | 111          | 84           | 195           | 25           | 36           | 61           | 959            | 1283           | 2242           |
|                              | Mathematics           | 1            | 4            | 5             |              |              |              | 446            | 528            | 974            |
|                              | Statistics            | 1            | 3            | 4             | 0            | 0            | 0            | 15             | 73             | 88             |
| Population Studies           | 7                     | 8            | 15           | 12            | 12           | 24           | 21           | 14             | 35             |                |
| <b>Social Science Total</b>  |                       | <b>8777</b>  | <b>7108</b>  | <b>15885</b>  | <b>3794</b>  | <b>4428</b>  | <b>8222</b>  | <b>301224</b>  | <b>382683</b>  | <b>683907</b>  |
| Social Work                  |                       | 314          | 276          | 590           | 248          | 315          | 563          | 25166          | 22302          | 47468          |
| Veterinary & Animal Sciences |                       | 685          | 330          | 1015          | 0            | 0            | 0            | 1772           | 986            | 2758           |
| Women Studies                |                       | 37           | 96           | 133           | 45           | 65           | 110          | 657            | 13936          | 14593          |
| <b>Grand Total</b>           |                       | <b>74547</b> | <b>51904</b> | <b>126451</b> | <b>17473</b> | <b>25050</b> | <b>42523</b> | <b>1813505</b> | <b>2089872</b> | <b>3903377</b> |

Table 14. Estimated State-wise Enrolment in various social categories

| Sl No | State                     | ALL CATEGORIES  |                 |                 | SCHEDULED CASTE |                |                | SCHEDULED TRIBE |               |                | OTHER BACKWARD CLASSES |                |                 |
|-------|---------------------------|-----------------|-----------------|-----------------|-----------------|----------------|----------------|-----------------|---------------|----------------|------------------------|----------------|-----------------|
|       |                           | Male            | Female          | Total           | Male            | Female         | Total          | Male            | Female        | Total          | Male                   | Female         | Total           |
| 1     | 2                         | 3               | 4               | 5               | 6               | 7              | 8              | 9               | 10            | 11             | 12                     | 13             | 14              |
| 1     | Andaman & Nicobar Islands | 5344            | 5680            | 11024           | 49              | 19             | 68             | 185             | 228           | 413            | 1012                   | 1065           | 2077            |
| 2     | Andhra Pradesh            | 969200          | 755338          | 1724538         | 146454          | 117688         | 264142         | 39407           | 32293         | 71700          | 403618                 | 289172         | 692790          |
| 3     | Arunachal Pradesh         | 23381           | 23071           | 46452           | 540             | 364            | 904            | 17997           | 19330         | 37327          | 910                    | 641            | 1551            |
| 4     | Assam                     | 292856          | 278099          | 570955          | 24703           | 22120          | 46823          | 45700           | 44005         | 89705          | 74470                  | 76882          | 151352          |
| 5     | Bihar                     | 928658          | 674202          | 1602860         | 96535           | 59270          | 155805         | 9303            | 7627          | 16930          | 378194                 | 264113         | 642307          |
| 6     | Chandigarh                | 49122           | 50870           | 99992           | 5343            | 5644           | 10987          | 896             | 752           | 1648           | 2651                   | 1941           | 4592            |
| 7     | Chhatisgarh               | 240872          | 225158          | 466030          | 32238           | 28278          | 60516          | 42138           | 42950         | 85088          | 99830                  | 88313          | 188143          |
| 8     | Dadra & Nagar Haveli      | 2909            | 2545            | 5454            | 95              | 126            | 221            | 902             | 760           | 1662           | 275                    | 289            | 564             |
| 9     | Daman & Diu               | 1881            | 1241            | 3122            | 118             | 111            | 229            | 188             | 143           | 331            | 447                    | 306            | 753             |
| 10    | Delhi                     | 526798          | 488078          | 1014876         | 67837           | 55555          | 123392         | 9008            | 7356          | 16364          | 73498                  | 48975          | 122473          |
| 11    | Goa                       | 23585           | 23681           | 47266           | 481             | 429            | 910            | 1476            | 1926          | 3402           | 3510                   | 4104           | 7614            |
| 12    | Gujarat                   | 865432          | 621697          | 1487129         | 74243           | 56010          | 130253         | 64546           | 62603         | 127149         | 256307                 | 167456         | 423763          |
| 13    | Haryana                   | 448069          | 383590          | 831659          | 63751           | 51120          | 114871         | 1623            | 606           | 2229           | 101279                 | 92916          | 194195          |
| 14    | Himachal Pradesh          | 113988          | 127717          | 241705          | 19818           | 21216          | 41034          | 6701            | 7118          | 13819          | 13387                  | 17341          | 30728           |
| 15    | Jammu and Kashmir         | 162548          | 170008          | 332556          | 7512            | 9212           | 16724          | 7731            | 6384          | 14115          | 12475                  | 9570           | 22045           |
| 16    | Jharkhand                 | 307010          | 274633          | 581643          | 29706           | 23112          | 52818          | 47009           | 54109         | 101118         | 108165                 | 93091          | 201256          |
| 17    | Karnataka                 | 958378          | 899568          | 1857946         | 124945          | 113675         | 238620         | 44571           | 38264         | 82835          | 431212                 | 430942         | 862154          |
| 18    | Kerala                    | 405562          | 533593          | 939155          | 22714           | 39289          | 62003          | 3163            | 4728          | 7891           | 141039                 | 193628         | 334667          |
| 19    | Lakshadweep               | 150             | 351             | 501             | 0               | 0              | 0              | 72              | 159           | 231            | 45                     | 54             | 99              |
| 20    | Madhya Pradesh            | 983122          | 742060          | 1725182         | 129383          | 89651          | 219034         | 83508           | 64224         | 147732         | 372747                 | 281505         | 654252          |
| 21    | Maharashtra               | 2247820         | 1739492         | 3987312         | 273617          | 214671         | 488288         | 111117          | 70249         | 181366         | 610558                 | 484927         | 1095485         |
| 22    | Manipur                   | 50439           | 48901           | 99340           | 2859            | 2405           | 5264           | 16192           | 14306         | 30498          | 16700                  | 18352          | 35052           |
| 23    | Meghalaya                 | 34599           | 36968           | 71567           | 632             | 451            | 1083           | 22485           | 28061         | 50546          | 1054                   | 647            | 1701            |
| 24    | Mizoram                   | 16342           | 15121           | 31463           | 208             | 59             | 267            | 15433           | 14769         | 30202          | 271                    | 112            | 383             |
| 25    | Nagaland                  | 17889           | 19003           | 36892           | 394             | 254            | 648            | 14491           | 15988         | 30479          | 391                    | 281            | 672             |
| 26    | Odisha                    | 498103          | 416572          | 914675          | 67327           | 53218          | 120545         | 51501           | 43321         | 94822          | 103140                 | 96703          | 199843          |
| 27    | Puducherry                | 33992           | 31420           | 65412           | 4451            | 4166           | 8617           | 809             | 402           | 1211           | 19175                  | 19888          | 39063           |
| 28    | Punjab                    | 457556          | 420923          | 878479          | 104253          | 92114          | 196367         | 3828            | 1687          | 5515           | 49016                  | 41453          | 90469           |
| 29    | Rajasthan                 | 992153          | 769307          | 1761460         | 141594          | 100777         | 242371         | 95189           | 74367         | 169556         | 374683                 | 310865         | 685548          |
| 30    | Sikkim                    | 14926           | 14624           | 29550           | 666             | 440            | 1106           | 2582            | 3785          | 6367           | 2646                   | 2878           | 5524            |
| 31    | Tamil Nadu                | 1690425         | 1544929         | 3235354         | 274323          | 277354         | 551677         | 14789           | 11667         | 26456          | 937148                 | 897210         | 1834358         |
| 32    | Telangana                 | 795790          | 678445          | 1474235         | 125580          | 112655         | 238235         | 71184           | 53411         | 124595         | 355291                 | 301130         | 656421          |
| 33    | Tripura                   | 42743           | 31292           | 74035           | 7503            | 4682           | 12185          | 8650            | 6870          | 15520          | 7485                   | 4570           | 12055           |
| 34    | Uttar Pradesh             | 3149002         | 2854074         | 6003076         | 538426          | 469129         | 1007555        | 21116           | 17225         | 38341          | 1135612                | 1068729        | 2204341         |
| 35    | Uttarakhand               | 209965          | 195421          | 405386          | 28147           | 25980          | 54127          | 7753            | 7142          | 14895          | 32676                  | 28970          | 61646           |
| 36    | West Bengal               | 1034114         | 892386          | 1926500         | 189672          | 152953         | 342625         | 33674           | 28729         | 62403          | 118564                 | 95035          | 213599          |
|       | <b>All India</b>          | <b>18594723</b> | <b>15990058</b> | <b>34584781</b> | <b>2606117</b>  | <b>2204197</b> | <b>4810314</b> | <b>916917</b>   | <b>787544</b> | <b>1704461</b> | <b>6239481</b>         | <b>5434054</b> | <b>11673535</b> |



**Table 15. State-wise Enrolment in PWD and Minority Community**

| SI No            | State                     | Persons with Disability |              |              | Muslim        |               |                | Other Minority Communities |               |               |
|------------------|---------------------------|-------------------------|--------------|--------------|---------------|---------------|----------------|----------------------------|---------------|---------------|
|                  |                           | Male                    | Female       | Total        | Male          | Female        | Total          | Male                       | Female        | Total         |
| 1                | 2                         | 3                       | 4            | 5            | 6             | 7             | 8              | 9                          | 10            | 11            |
| 1                | Andaman & Nicobar Islands | 13                      | 7            | 20           | 202           | 290           | 492            | 404                        | 581           | 985           |
| 2                | Andhra Pradesh            | 1185                    | 765          | 1950         | 26985         | 19749         | 46734          | 2393                       | 3294          | 5687          |
| 3                | Arunachal Pradesh         | 48                      | 24           | 72           | 71            | 39            | 110            | 1239                       | 1072          | 2311          |
| 4                | Assam                     | 458                     | 282          | 740          | 41093         | 35008         | 76101          | 3017                       | 3536          | 6553          |
| 5                | Bihar                     | 1663                    | 799          | 2462         | 79478         | 58037         | 137515         | 636                        | 665           | 1301          |
| 6                | Chandigarh                | 195                     | 70           | 265          | 51            | 148           | 199            | 1864                       | 2600          | 4464          |
| 7                | Chhatisgarh               | 343                     | 158          | 501          | 2048          | 2765          | 4813           | 1496                       | 2533          | 4029          |
| 8                | Dadra & Nagar Haveli      | 9                       | 10           | 19           | 40            | 52            | 92             | 13                         | 42            | 55            |
| 9                | Daman & Diu               | 0                       | 1            | 1            | 55            | 47            | 102            | 10                         | 9             | 19            |
| 10               | Delhi                     | 2470                    | 1301         | 3771         | 12647         | 7115          | 19762          | 3930                       | 4283          | 8213          |
| 11               | Goa                       | 31                      | 15           | 46           | 989           | 971           | 1960           | 3083                       | 4501          | 7584          |
| 12               | Gujarat                   | 1042                    | 555          | 1597         | 20183         | 12854         | 33037          | 3623                       | 2830          | 6453          |
| 13               | Haryana                   | 344                     | 240          | 584          | 6524          | 1583          | 8107           | 6661                       | 6512          | 13173         |
| 14               | Himachal Pradesh          | 280                     | 323          | 603          | 718           | 372           | 1090           | 392                        | 1092          | 1484          |
| 15               | Jammu and Kashmir         | 349                     | 223          | 572          | 67932         | 59893         | 127825         | 2928                       | 3532          | 6460          |
| 16               | Jharkhand                 | 416                     | 187          | 603          | 17422         | 15711         | 33133          | 3869                       | 5114          | 8983          |
| 17               | Karnataka                 | 2314                    | 1856         | 4170         | 51796         | 46523         | 98319          | 25939                      | 33950         | 59889         |
| 18               | Kerala                    | 1415                    | 1807         | 3222         | 49636         | 56702         | 106338         | 40912                      | 54474         | 95386         |
| 19               | Lakshadweep               | 0                       | 0            | 0            | 68            | 137           | 205            | 0                          | 0             | 0             |
| 20               | Madhya Pradesh            | 1939                    | 1221         | 3160         | 19848         | 15581         | 35429          | 8407                       | 9113          | 17520         |
| 21               | Maharashtra               | 3265                    | 2525         | 5790         | 65641         | 57000         | 122641         | 35820                      | 35628         | 71448         |
| 22               | Manipur                   | 35                      | 51           | 86           | 1957          | 1589          | 3546           | 2115                       | 1768          | 3883          |
| 23               | Meghalaya                 | 31                      | 15           | 46           | 738           | 354           | 1092           | 7206                       | 8411          | 15617         |
| 24               | Mizoram                   | 5                       | 3            | 8            | 35            | 5             | 40             | 12912                      | 12042         | 24954         |
| 25               | Nagaland                  | 12                      | 8            | 20           | 180           | 139           | 319            | 5265                       | 6022          | 11287         |
| 26               | Odisha                    | 757                     | 517          | 1274         | 5024          | 4782          | 9806           | 1704                       | 1847          | 3551          |
| 27               | Puducherry                | 110                     | 56           | 166          | 1359          | 1046          | 2405           | 985                        | 1852          | 2837          |
| 28               | Punjab                    | 488                     | 454          | 942          | 5466          | 1959          | 7425           | 60109                      | 71975         | 132084        |
| 29               | Rajasthan                 | 1268                    | 1175         | 2443         | 19657         | 13301         | 32958          | 6188                       | 7253          | 13441         |
| 30               | Sikkim                    | 2                       | 3            | 5            | 69            | 32            | 101            | 254                        | 358           | 612           |
| 31               | Tamil Nadu                | 3161                    | 2112         | 5273         | 57472         | 40142         | 97614          | 55301                      | 58569         | 113870        |
| 32               | Telangana                 | 1414                    | 1022         | 2436         | 61096         | 46535         | 107631         | 3409                       | 3962          | 7371          |
| 33               | Tripura                   | 109                     | 18           | 127          | 1167          | 600           | 1767           | 791                        | 462           | 1253          |
| 34               | Uttar Pradesh             | 12124                   | 15868        | 27992        | 127465        | 147104        | 274569         | 9641                       | 9810          | 19451         |
| 35               | Uttarakhand               | 308                     | 85           | 393          | 4576          | 4134          | 8710           | 845                        | 1159          | 2004          |
| 36               | West Bengal               | 2115                    | 961          | 3076         | 108402        | 103321        | 211723         | 4154                       | 4595          | 8749          |
| <b>All India</b> |                           | <b>39718</b>            | <b>34717</b> | <b>74435</b> | <b>858090</b> | <b>755620</b> | <b>1613710</b> | <b>317515</b>              | <b>365446</b> | <b>682961</b> |

**Table 16. Country-wise & Level-wise Foreign Students  
(based on actual response)**

| Country Name                          | Ph.D.    |          |          | M.Phil.  |          |          | Post Graduate |          |           |
|---------------------------------------|----------|----------|----------|----------|----------|----------|---------------|----------|-----------|
|                                       | Male     | Female   | Total    | Male     | Female   | Total    | Male          | Female   | Total     |
| <i>1</i>                              | <i>2</i> | <i>3</i> | <i>4</i> | <i>5</i> | <i>6</i> | <i>7</i> | <i>8</i>      | <i>9</i> | <i>10</i> |
| NEPAL                                 | 32       | 11       | 43       | 1        |          | 1        | 885           | 387      | 1272      |
| AFGHANISTAN                           | 31       |          | 31       | 2        |          | 2        | 598           | 49       | 647       |
| BHUTAN                                |          | 1        | 1        |          |          |          | 117           | 39       | 156       |
| NIGERIA                               | 39       | 9        | 48       |          |          |          | 250           | 50       | 300       |
| SUDAN                                 | 6        | 4        | 10       |          |          |          | 191           | 17       | 208       |
| MALAYSIA                              |          | 1        | 1        |          |          |          | 8             | 2        | 10        |
| UNITED ARAB EMIRATES                  | 1        |          | 1        |          |          |          | 131           | 116      | 247       |
| IRAN, ISLAMIC REPUBLIC OF             | 137      | 96       | 233      | 4        | 4        | 8        | 157           | 188      | 345       |
| YEMEN                                 | 120      | 17       | 137      |          | 1        | 1        | 225           | 24       | 249       |
| SRI LANKA                             | 15       | 8        | 23       | 1        |          | 1        | 80            | 64       | 144       |
| IRAQ                                  | 17       | 3        | 20       | 1        |          | 1        | 186           | 44       | 230       |
| BANGLADESH                            | 21       | 5        | 26       |          | 1        | 1        | 125           | 57       | 182       |
| UNITED STATES                         | 12       | 10       | 22       |          |          |          | 33            | 34       | 67        |
| TANZANIA, UNITED REPUBLIC OF          | 2        |          | 2        |          |          |          | 59            | 41       | 100       |
| TIBETAN REFUGEES                      | 2        | 2        | 4        | 1        | 1        | 2        | 61            | 62       | 123       |
| CANADA                                |          | 2        | 2        |          |          |          | 16            | 21       | 37        |
| RWANDA                                | 15       | 2        | 17       | 1        |          | 1        | 149           | 58       | 207       |
| CONGO                                 |          |          |          |          |          |          | 24            | 8        | 32        |
| MAURITIUS                             | 2        | 3        | 5        |          |          |          | 21            | 22       | 43        |
| KENYA                                 | 11       | 4        | 15       |          |          |          | 61            | 28       | 89        |
| SAUDI ARABIA                          | 2        |          | 2        |          |          |          | 22            | 13       | 35        |
| KUWAIT                                | 2        | 1        | 3        |          |          |          | 21            | 15       | 36        |
| QATAR                                 |          |          |          |          |          |          | 45            | 47       | 92        |
| ETHIOPIA                              | 138      | 8        | 146      |          |          |          | 105           | 21       | 126       |
| SOMALIA                               |          |          |          |          |          |          | 48            | 11       | 59        |
| BAHRAIN                               | 1        |          | 1        |          |          |          | 9             | 14       | 23        |
| SOUTH AFRICA                          | 3        |          | 3        |          |          |          | 4             | 8        | 12        |
| ZAMBIA                                |          |          |          |          |          |          | 10            | 3        | 13        |
| OMAN                                  | 5        | 1        | 6        |          |          |          | 19            | 11       | 30        |
| THAILAND                              | 31       | 11       | 42       |          |          |          | 81            | 20       | 101       |
| ANGOLA                                |          |          |          |          |          |          |               |          |           |
| UGANDA                                |          | 1        | 1        |          |          |          | 27            | 13       | 40        |
| ERITREA                               | 3        |          | 3        |          |          |          | 6             |          | 6         |
| LIBYAN ARAB JAMAHIRIYA                | 73       | 21       | 94       |          |          |          | 131           | 25       | 156       |
| CONGO, THE DEMOCRATIC REPUBLIC OF THE | 1        |          | 1        |          |          |          | 5             | 5        | 10        |
| MYANMAR                               | 44       | 2        | 46       | 6        |          | 6        | 79            | 12       | 91        |
| MALDIVES                              |          |          |          |          |          |          | 17            | 19       | 36        |
| CHINA                                 |          | 1        | 1        | 4        |          | 4        | 51            | 35       | 86        |
| SWITZERLAND                           |          | 2        | 2        |          |          |          |               |          |           |
| VIET NAM                              | 22       | 19       | 41       | 6        | 6        | 12       | 44            | 36       | 80        |
| SINGAPORE                             |          |          |          |          |          |          | 7             | 12       | 19        |
| NAMIBIA                               | 2        | 1        | 3        |          |          |          | 13            | 31       | 44        |
| KOREA, REPUBLIC OF                    | 4        | 4        | 8        |          |          |          | 3             | 10       | 13        |
| GHANA                                 | 15       | 6        | 21       |          |          |          | 33            | 6        | 39        |
| CÔTE D'IVOIRE                         | 1        |          | 1        |          |          |          | 12            | 5        | 17        |
| DJIBOUTI                              | 1        |          | 1        |          |          |          | 23            | 15       | 38        |
| BULGARIA                              |          |          |          |          |          |          |               |          |           |
| INDONESIA                             | 2        | 1        | 3        |          |          |          | 11            | 12       | 23        |
| MOZAMBIQUE                            |          |          |          |          |          |          | 8             | 5        | 13        |
| EGYPT                                 | 10       | 1        | 11       | 1        |          | 1        | 3             | 3        | 6         |
| BURUNDI                               | 3        |          | 3        |          |          |          | 12            | 6        | 18        |
| ZIMBABWE                              | 3        |          | 3        |          |          |          | 12            | 2        | 14        |
| UNITED KINGDOM                        | 2        | 1        | 3        |          |          |          | 5             | 1        | 6         |
| CAMEROON                              | 1        |          | 1        |          |          |          | 16            | 2        | 18        |

**Table 16. Country-wise & Level-wise Foreign Students(based on actual response)**

| Country Name                          | Under Graduate |           |           | PG Diploma |           |           | Diploma   |           |           |
|---------------------------------------|----------------|-----------|-----------|------------|-----------|-----------|-----------|-----------|-----------|
|                                       | Male           | Female    | Total     | Male       | Female    | Total     | Male      | Female    | Total     |
| <i>1</i>                              | <i>11</i>      | <i>12</i> | <i>13</i> | <i>14</i>  | <i>15</i> | <i>16</i> | <i>17</i> | <i>18</i> | <i>19</i> |
| NEPAL                                 | 4947           | 2597      | 7544      | 6          | 13        | 19        | 491       | 126       | 617       |
| AFGHANISTAN                           | 3293           | 375       | 3668      | 1          | 2         | 3         | 4         | 1         | 5         |
| BHUTAN                                | 1324           | 1116      | 2440      |            |           |           | 181       | 52        | 233       |
| NIGERIA                               | 1164           | 558       | 1722      | 1          | 2         | 3         |           | 3         | 3         |
| SUDAN                                 | 1659           | 166       | 1825      | 1          |           | 1         | 2         |           | 2         |
| MALAYSIA                              | 690            | 1190      | 1880      | 1          |           | 1         | 5         |           | 5         |
| UNITED ARAB EMIRATES                  | 526            | 689       | 1215      | 1          |           | 1         | 3         |           | 3         |
| IRAN, ISLAMIC REPUBLIC OF             | 408            | 435       | 843       | 1          | 7         | 8         | 13        | 7         | 20        |
| YEMEN                                 | 772            | 31        | 803       | 1          |           | 1         | 28        | 1         | 29        |
| SRI LANKA                             | 379            | 583       | 962       | 5          | 10        | 15        | 22        | 3         | 25        |
| IRAQ                                  | 774            | 88        | 862       |            | 1         | 1         | 3         |           | 3         |
| BANGLADESH                            | 633            | 221       | 854       | 10         | 1         | 11        | 12        |           | 12        |
| UNITED STATES                         | 386            | 503       | 889       | 1          |           | 1         | 4         | 4         | 8         |
| TANZANIA, UNITED REPUBLIC OF          | 339            | 318       | 657       |            |           |           | 35        | 19        | 54        |
| TIBETAN REFUGEES                      | 271            | 235       | 506       |            | 1         | 1         |           | 7         | 7         |
| CANADA                                | 154            | 151       | 305       |            | 1         | 1         | 10        | 16        | 26        |
| RWANDA                                | 151            | 107       | 258       |            |           |           | 1         | 6         | 7         |
| CONGO                                 | 312            | 131       | 443       |            |           |           | 2         | 2         | 4         |
| MAURITIUS                             | 268            | 151       | 419       |            |           |           | 4         |           | 4         |
| KENYA                                 | 233            | 102       | 335       | 1          | 1         | 2         | 7         | 3         | 10        |
| SAUDI ARABIA                          | 257            | 130       | 387       |            |           |           | 2         |           | 2         |
| KUWAIT                                | 214            | 161       | 375       |            |           |           |           | 1         | 1         |
| QATAR                                 | 179            | 132       | 311       |            |           |           |           |           |           |
| ETHIOPIA                              | 70             | 43        | 113       |            |           |           | 1         |           | 1         |
| SOMALIA                               | 283            | 36        | 319       |            |           |           |           |           |           |
| BAHRAIN                               | 227            | 106       | 333       |            |           |           | 1         |           | 1         |
| SOUTH AFRICA                          | 237            | 89        | 326       |            | 1         | 1         | 8         |           | 8         |
| ZAMBIA                                | 187            | 129       | 316       |            |           |           | 5         | 3         | 8         |
| OMAN                                  | 171            | 129       | 300       |            |           |           |           |           |           |
| THAILAND                              | 124            | 67        | 191       |            |           |           |           | 2         | 2         |
| ANGOLA                                | 232            | 86        | 318       |            |           |           | 1         | 1         | 2         |
| UGANDA                                | 141            | 98        | 239       |            |           |           | 3         | 8         | 11        |
| ERITREA                               | 202            | 81        | 283       |            |           |           |           |           |           |
| LIBYAN ARAB JAMAHIRIYA                | 32             | 3         | 35        |            |           |           |           |           |           |
| CONGO, THE DEMOCRATIC REPUBLIC OF THE | 188            | 81        | 269       |            |           |           |           | 1         | 1         |
| MYANMAR                               | 48             | 15        | 63        | 10         | 11        | 21        | 25        |           | 25        |
| MALDIVES                              | 78             | 131       | 209       | 1          |           | 1         | 10        | 2         | 12        |
| CHINA                                 | 55             | 20        | 75        |            |           |           | 6         | 13        | 19        |
| SWITZERLAND                           | 172            | 2         | 174       |            |           |           |           |           |           |
| VIET NAM                              | 24             | 9         | 33        |            |           |           |           | 1         | 1         |
| SINGAPORE                             | 49             | 77        | 126       |            | 1         | 1         | 2         |           | 2         |
| NAMIBIA                               | 41             | 61        | 102       |            |           |           | 1         | 1         | 2         |
| KOREA, REPUBLIC OF                    | 77             | 43        | 120       |            |           |           | 3         | 3         | 6         |
| GHANA                                 | 54             | 20        | 74        | 2          |           | 2         |           | 3         | 3         |
| CÔTE D'IVOIRE                         | 76             | 31        | 107       | 10         |           | 10        |           |           |           |
| DJIBOUTI                              | 79             | 16        | 95        |            |           |           | 1         |           | 1         |
| BULGARIA                              | 58             | 70        | 128       |            |           |           |           |           |           |
| INDONESIA                             | 50             | 42        | 92        |            |           |           |           |           |           |
| MOZAMBIQUE                            | 60             | 41        | 101       |            |           |           | 1         |           | 1         |
| EGYPT                                 | 40             | 3         | 43        | 2          | 46        | 48        |           |           |           |
| BURUNDI                               | 44             | 35        | 79        |            |           |           | 1         | 1         | 2         |
| ZIMBABWE                              | 41             | 35        | 76        |            |           |           |           |           |           |
| UNITED KINGDOM                        | 42             | 35        | 77        |            |           |           | 1         |           | 1         |
| CAMEROON                              | 55             | 16        | 71        | 1          |           | 1         |           |           |           |

Table 16. Country-wise & Level-wise Foreign Students(based on actual response)

| Country Name                          | Certificate |        |       | Integrated |        |       | Grand Total |        |       |
|---------------------------------------|-------------|--------|-------|------------|--------|-------|-------------|--------|-------|
|                                       | Male        | Female | Total | Male       | Female | Total | Male        | Female | Total |
| 1                                     | 20          | 21     | 22    | 23         | 24     | 25    | 26          | 27     | 28    |
| NEPAL                                 | 1           |        | 1     | 40         | 37     | 77    | 6403        | 3171   | 9574  |
| AFGHANISTAN                           |             | 2      | 2     | 43         | 3      | 46    | 3972        | 432    | 4404  |
| BHUTAN                                | 1           | 1      | 2     | 54         | 39     | 93    | 1677        | 1248   | 2925  |
| NIGERIA                               |             | 4      | 4     | 4          | 6      | 10    | 1458        | 632    | 2090  |
| SUDAN                                 |             |        |       | 10         | 3      | 13    | 1869        | 190    | 2059  |
| MALAYSIA                              | 1           | 3      | 4     |            |        |       | 705         | 1196   | 1901  |
| UNITED ARAB EMIRATES                  |             |        |       | 10         | 2      | 12    | 672         | 807    | 1479  |
| IRAN, ISLAMIC REPUBLIC OF             |             |        |       | 2          |        | 2     | 722         | 737    | 1459  |
| YEMEN                                 | 18          |        | 18    |            |        |       | 1164        | 74     | 1238  |
| SRI LANKA                             | 8           | 3      | 11    | 1          | 7      | 8     | 511         | 678    | 1189  |
| IRAQ                                  |             |        |       |            |        |       | 981         | 136    | 1117  |
| BANGLADESH                            | 1           | 1      | 2     | 9          | 3      | 12    | 811         | 289    | 1100  |
| UNITED STATES                         |             |        |       | 17         | 18     | 35    | 453         | 569    | 1022  |
| TANZANIA, UNITED REPUBLIC OF          | 1           |        | 1     | 4          | 4      | 8     | 440         | 382    | 822   |
| TIBETAN REFUGEES                      |             |        |       | 15         | 5      | 20    | 350         | 313    | 663   |
| CANADA                                | 13          | 99     | 112   | 19         | 21     | 40    | 212         | 311    | 523   |
| RWANDA                                |             |        |       | 1          |        | 1     | 318         | 173    | 491   |
| CONGO                                 |             |        |       |            | 1      | 1     | 338         | 142    | 480   |
| MAURITIUS                             | 1           |        | 1     |            | 1      | 1     | 296         | 177    | 473   |
| KENYA                                 |             |        |       | 6          | 1      | 7     | 319         | 139    | 458   |
| SAUDI ARABIA                          |             |        |       |            | 1      | 1     | 283         | 144    | 427   |
| KUWAIT                                |             |        |       |            |        |       | 237         | 178    | 415   |
| QATAR                                 |             |        |       | 1          |        | 1     | 225         | 179    | 404   |
| ETHIOPIA                              |             |        |       | 1          |        | 1     | 315         | 72     | 387   |
| SOMALIA                               | 1           | 4      | 5     |            |        |       | 332         | 51     | 383   |
| BAHRAIN                               |             |        |       | 1          |        | 1     | 239         | 120    | 359   |
| SOUTH AFRICA                          |             |        |       | 2          |        | 2     | 254         | 98     | 352   |
| ZAMBIA                                |             |        |       | 5          | 4      | 9     | 207         | 139    | 346   |
| OMAN                                  |             |        |       | 1          | 1      | 2     | 196         | 142    | 338   |
| THAILAND                              |             |        |       |            |        |       | 236         | 100    | 336   |
| ANGOLA                                |             |        |       | 1          |        | 1     | 234         | 87     | 321   |
| UGANDA                                | 1           |        | 1     | 1          | 2      | 3     | 173         | 122    | 295   |
| ERITREA                               |             |        |       |            |        |       | 211         | 81     | 292   |
| LIBYAN ARAB JAMAHIRIYA                |             |        |       |            |        |       | 236         | 49     | 285   |
| CONGO, THE DEMOCRATIC REPUBLIC OF THE |             |        |       |            |        |       | 194         | 87     | 281   |
| MYANMAR                               | 15          | 1      | 16    |            |        |       | 227         | 41     | 268   |
| MALDIVES                              |             |        |       |            |        |       | 106         | 152    | 258   |
| CHINA                                 | 3           | 3      | 6     |            |        |       | 119         | 72     | 191   |
| SWITZERLAND                           |             |        |       |            |        |       | 172         | 4      | 176   |
| VIET NAM                              |             | 2      | 2     |            |        |       | 96          | 73     | 169   |
| SINGAPORE                             | 1           | 3      | 4     | 1          | 1      | 2     | 60          | 94     | 154   |
| NAMIBIA                               |             |        |       |            |        |       | 57          | 94     | 151   |
| KOREA, REPUBLIC OF                    | 2           |        | 2     | 1          |        | 1     | 90          | 60     | 150   |
| GHANA                                 |             |        |       | 2          | 4      | 6     | 106         | 39     | 145   |
| CÔTE D'IVOIRE                         |             |        |       | 2          | 2      | 4     | 101         | 38     | 139   |
| DJIBOUTI                              |             |        |       |            |        |       | 104         | 31     | 135   |
| BULGARIA                              |             |        |       |            |        |       | 58          | 70     | 128   |
| INDONESIA                             |             |        |       |            |        |       | 63          | 55     | 118   |
| MOZAMBIQUE                            |             |        |       |            | 2      | 2     | 69          | 48     | 117   |
| EGYPT                                 |             |        |       |            |        |       | 56          | 53     | 109   |
| BURUNDI                               |             |        |       |            |        |       | 60          | 42     | 102   |
| ZIMBABWE                              |             |        |       |            | 3      | 3     | 56          | 40     | 96    |
| UNITED KINGDOM                        |             |        |       | 3          | 5      | 8     | 53          | 42     | 95    |
| CAMEROON                              |             |        |       |            |        |       | 73          | 18     | 91    |

**Table 16. Country-wise & Level-wise Foreign Students  
(based on actual response)**

| Country Name                                 | Ph.D. |        |       | M.Phil. |        |       | Post Graduate |        |       |
|--|-------|--------|-------|---------|--------|-------|---------------|--------|-------|
|  | Male  | Female | Total | Male    | Female | Total | Male          | Female | Total |
| KOREA, DEMOCRATIC PEOPLE'S REPUBLIC OF       | 2     |        | 2     | 1       |        | 1     | 3             | 9      | 12    |
| ALGERIA                                      |       |        |       |         |        |       |               |        |       |
| FRANCE                                       | 3     | 3      | 6     |         | 1      | 1     | 20            | 21     | 41    |
| TURKMENISTAN                                 |       |        |       | 1       |        | 1     | 8             | 6      | 14    |
| AUSTRALIA                                    |       | 1      | 1     |         |        |       | 4             | 5      | 9     |
| SYRIAN ARAB REPUBLIC                         | 7     | 4      | 11    | 1       | 1      | 2     | 11            | 7      | 18    |
| JORDAN                                       | 13    | 1      | 14    |         |        |       | 31            | 1      | 32    |
| UZBEKISTAN                                   |       |        |       |         |        |       | 8             | 2      | 10    |
| LESOTHO                                      |       |        |       |         |        |       | 3             | 7      | 10    |
| FIJI   |       |        |       |         |        |       | 5             | 3      | 8     |
| COMOROS                                      |       |        |       |         |        |       | 6             | 1      | 7     |
| CAMBODIA                                     | 2     |        | 2     |         |        |       | 19            |        | 19    |
| JAPAN  | 2     | 4      | 6     |         | 1      | 1     | 6             | 5      | 11    |
| ICELAND                                      |       |        |       |         |        |       |               |        |       |
| TURKEY                                       | 3     |        | 3     | 1       |        | 1     | 6             | 1      | 7     |
| PALESTINIAN TERRITORY, OCCUPIED              | 4     | 1      | 5     |         |        |       | 7             | 1      | 8     |
| MONGOLIA                                     | 1     | 1      | 2     |         |        |       | 5             | 13     | 18    |
| MALAWI                                       |       |        |       |         |        |       | 3             | 5      | 8     |
| PAKISTAN                                     |       | 1      | 1     |         |        |       | 18            | 4      | 22    |
| MALI   |       |        |       |         |        |       | 7             | 1      | 8     |
| BOTSWANA                                     |       | 1      | 1     |         |        |       | 6             | 11     | 17    |
| CHAD   |       |        |       |         |        |       | 4             |        | 4     |
| LAO PEOPLE'S DEMOCRATIC REPUBLIC             |       |        |       |         |        |       | 7             | 2      | 9     |
| GERMANY                                      | 1     | 1      | 2     |         |        |       | 2             | 3      | 5     |
| RUSSIAN FEDERATION                           | 1     | 1      | 2     |         | 2      | 2     | 4             | 2      | 6     |
| MADAGASCAR                                   |       |        |       |         |        |       | 1             | 1      | 2     |
| NIGER  | 2     | 1      | 3     |         |        |       | 13            | 1      | 14    |
| GAMBIA                                       |       |        |       |         |        |       | 1             |        | 1     |
| PAPUA NEW GUINEA                             |       |        |       |         |        |       | 1             | 1      | 2     |
| NEW ZEALAND                                  |       |        |       |         |        |       |               |        |       |
| ITALY  | 1     |        | 1     |         |        |       | 2             | 3      | 5     |
| AMERICAN SAMOA                               | 1     | 2      | 3     |         |        |       | 1             | 1      | 2     |
| TAJIKISTAN                                   |       |        |       |         |        |       | 6             | 7      | 13    |
| BERMUDA                                      |       |        |       |         |        |       | 2             |        | 2     |
| SEYCHELLES                                   |       |        |       |         |        |       |               |        |       |
| BRITISH INDIAN OCEAN TERRITORY               | 1     |        | 1     |         |        |       | 1             |        | 1     |
| PHILIPPINES                                  |       | 1      | 1     |         |        |       | 1             |        | 1     |
| BRAZIL                                       | 1     | 1      | 2     |         |        |       | 2             | 2      | 4     |
| SPAIN  |       |        |       |         |        |       | 2             | 2      | 4     |
| SOUTH GEORGIA AND THE SOUTH SANDWICH ISLANDS |       |        |       | 1       | 2      | 3     | 1             |        | 1     |
| GABON  |       |        |       |         |        |       | 2             | 1      | 3     |
| TAIWAN, PROVINCE OF CHINA                    |       |        |       |         |        |       | 1             | 3      | 4     |
| LIBERIA                                      | 1     |        | 1     |         |        |       | 3             | 4      | 7     |
| NETHERLANDS                                  |       |        |       |         | 1      | 1     | 1             | 3      | 4     |
| IRELAND                                      |       |        |       |         |        |       | 1             | 1      | 2     |
| KAZAKHSTAN                                   |       | 2      | 2     |         |        |       | 3             | 3      | 6     |
| GUINEA                                       |       |        |       |         |        |       | 5             |        | 5     |
| BENIN  |       |        |       |         |        |       | 1             |        | 1     |
| ROMANIA                                      |       | 1      | 1     |         |        |       |               | 2      | 2     |
| SWAZILAND                                    |       |        |       |         |        |       |               |        |       |
| MEXICO                                       |       |        |       |         |        |       |               | 1      | 1     |
| HONG KONG                                    |       |        |       |         |        |       |               | 1      | 1     |
| CAPE VERDE                                   |       |        |       |         |        |       |               |        |       |
| SWEDEN                                       |       |        |       |         |        |       |               |        |       |

**Table 16. Country-wise & Level-wise Foreign Students(based on actual response)**

| Country Name                                 | Under Graduate |        |       | PG Diploma |        |       | Diploma |        |       |
|--|----------------|--------|-------|------------|--------|-------|---------|--------|-------|
|  | Male           | Female | Total | Male       | Female | Total | Male    | Female | Total |
| KOREA, DEMOCRATIC PEOPLE'S REPUBLIC OF       | 20             | 31     | 51    | 1          |        | 1     | 1       | 2      | 3     |
| ALGERIA                                      | 45             | 34     | 79    |            |        |       |         |        |       |
| FRANCE                                       | 14             | 11     | 25    |            |        |       |         | 2      | 2     |
| TURKMENISTAN                                 | 36             | 19     | 55    |            |        |       |         |        |       |
| AUSTRALIA                                    | 24             | 29     | 53    | 1          |        | 1     |         |        |       |
| SYRIAN ARAB REPUBLIC                         | 34             |        | 34    |            |        |       |         |        |       |
| JORDAN                                       | 18             | 1      | 19    |            |        |       |         |        |       |
| UZBEKISTAN                                   | 35             | 15     | 50    |            |        |       |         |        |       |
| LESOTHO                                      | 29             | 16     | 45    |            |        |       | 2       |        | 2     |
| FIJI   | 29             | 14     | 43    | 2          |        | 2     | 1       |        | 1     |
| COMOROS                                      | 34             | 14     | 48    |            |        |       |         |        |       |
| CAMBODIA                                     | 22             | 7      | 29    | 3          | 1      | 4     | 1       |        | 1     |
| JAPAN  | 13             | 15     | 28    |            | 1      | 1     | 1       | 3      | 4     |
| ICELAND                                      | 25             | 22     | 47    |            |        |       |         |        |       |
| TURKEY                                       | 13             | 18     | 31    | 1          |        | 1     |         |        |       |
| PALESTINIAN TERRITORY, OCCUPIED              | 27             |        | 27    |            |        |       |         |        |       |
| MONGOLIA                                     | 8              | 9      | 17    | 2          |        | 2     |         | 1      | 1     |
| MALAWI                                       | 21             | 11     | 32    |            |        |       |         |        |       |
| PAKISTAN                                     | 8              | 6      | 14    |            |        |       | 1       |        | 1     |
| MALI   | 17             | 11     | 28    |            |        |       |         |        |       |
| BOTSWANA                                     | 9              | 7      | 16    |            |        |       | 2       |        | 2     |
| CHAD   | 30             | 1      | 31    |            |        |       |         |        |       |
| LAO PEOPLE'S DEMOCRATIC REPUBLIC             | 19             | 2      | 21    | 1          | 2      | 3     |         |        |       |
| GERMANY                                      | 3              | 13     | 16    |            | 2      | 2     |         | 2      | 2     |
| RUSSIAN FEDERATION                           | 4              | 4      | 8     | 1          | 3      | 4     | 2       | 1      | 3     |
| MADAGASCAR                                   | 11             | 15     | 26    |            |        |       |         |        |       |
| NIGER  | 8              | 3      | 11    |            |        |       |         |        |       |
| GAMBIA                                       | 23             | 4      | 27    |            |        |       |         |        |       |
| PAPUA NEW GUINEA                             | 10             | 15     | 25    |            |        |       | 1       |        | 1     |
| NEW ZEALAND                                  | 14             | 10     | 24    |            |        |       |         |        |       |
| ITALY  | 8              | 5      | 13    | 1          | 2      | 3     |         | 1      | 1     |
| AMERICAN SAMOA                               | 7              | 10     | 17    | 1          |        | 1     |         |        |       |
| TAJIKISTAN                                   | 4              | 4      | 8     |            |        |       |         |        |       |
| BERMUDA                                      | 13             | 7      | 20    |            |        |       |         |        |       |
| SEYCHELLES                                   | 8              | 12     | 20    |            |        |       |         |        |       |
| BRITISH INDIAN OCEAN TERRITORY               | 5              | 9      | 14    | 1          |        | 1     |         |        |       |
| PHILIPPINES                                  | 5              | 6      | 11    | 4          | 1      | 5     |         |        |       |
| BRAZIL                                       | 7              | 2      | 9     |            | 1      | 1     |         |        |       |
| SPAIN  | 6              | 4      | 10    |            |        |       |         | 1      | 1     |
| SOUTH GEORGIA AND THE SOUTH SANDWICH ISLANDS | 5              | 7      | 12    |            |        |       |         |        |       |
| GABON  | 4              | 7      | 11    |            |        |       |         |        |       |
| TAIWAN, PROVINCE OF CHINA                    | 7              |        | 7     |            |        |       |         | 2      | 2     |
| LIBERIA                                      | 3              | 1      | 4     | 1          |        | 1     |         |        |       |
| NETHERLANDS                                  | 2              | 1      | 3     |            |        |       |         |        |       |
| IRELAND                                      | 3              | 3      | 6     |            |        |       |         |        |       |
| KAZAKHSTAN                                   | 3              | 1      | 4     |            |        |       |         |        |       |
| GUINEA                                       | 5              | 2      | 7     |            |        |       |         |        |       |
| BENIN  | 6              | 1      | 7     |            |        |       | 1       | 2      | 3     |
| ROMANIA                                      | 3              | 3      | 6     |            |        |       |         |        |       |
| SWAZILAND                                    | 3              | 4      | 7     |            |        |       |         | 1      | 1     |
| MEXICO                                       | 3              | 4      | 7     |            |        |       |         |        |       |
| HONG KONG                                    | 4              | 3      | 7     |            |        |       |         |        |       |
| CAPE VERDE                                   | 4              | 3      | 7     |            |        |       |         |        |       |
| SWEDEN                                       | 3              | 3      | 6     |            |        |       |         |        |       |

Table 16. Country-wise & Level-wise Foreign Students(based on actual response)

| Country Name                                 | Certificate |        |       | Integrated |        |       | Grand Total |        |       |
|--|-------------|--------|-------|------------|--------|-------|-------------|--------|-------|
|  | Male        | Female | Total | Male       | Female | Total | Male        | Female | Total |
| KOREA, DEMOCRATIC PEOPLE'S REPUBLIC OF       | 15          | 2      | 17    | 1          |        | 1     | 44          | 44     | 88    |
| ALGERIA                                      |             |        |       |            |        |       | 45          | 34     | 79    |
| FRANCE                                       | 2           | 1      | 3     |            |        |       | 39          | 39     | 78    |
| TURKMENISTAN                                 |             |        |       | 1          |        | 1     | 46          | 25     | 71    |
| AUSTRALIA                                    |             |        |       | 3          | 4      | 7     | 32          | 39     | 71    |
| SYRIAN ARAB REPUBLIC                         |             |        |       |            |        |       | 53          | 12     | 65    |
| JORDAN                                       |             |        |       |            |        |       | 62          | 3      | 65    |
| UZBEKISTAN                                   |             |        |       | 3          | 1      | 4     | 46          | 18     | 64    |
| LESOTHO                                      |             |        |       |            |        |       | 34          | 23     | 57    |
| FIJI   |             |        |       | 3          |        | 3     | 40          | 17     | 57    |
| COMOROS                                      |             |        |       | 1          |        | 1     | 41          | 15     | 56    |
| CAMBODIA                                     |             |        |       |            |        |       | 47          | 8      | 55    |
| JAPAN  |             | 1      | 1     |            |        |       | 22          | 30     | 52    |
| ICELAND                                      |             |        |       |            |        |       | 25          | 22     | 47    |
| TURKEY                                       |             |        |       | 1          |        | 1     | 25          | 19     | 44    |
| PALESTINIAN TERRITORY, OCCUPIED              |             |        |       |            |        |       | 38          | 2      | 40    |
| MONGOLIA                                     |             |        |       |            |        |       | 16          | 24     | 40    |
| MALAWI                                       |             |        |       |            |        |       | 24          | 16     | 40    |
| PAKISTAN                                     |             |        |       |            | 1      | 1     | 27          | 12     | 39    |
| MALI   |             |        |       | 1          |        | 1     | 25          | 12     | 37    |
| BOTSWANA                                     |             |        |       |            |        |       | 17          | 19     | 36    |
| CHAD   |             |        |       |            |        |       | 34          | 1      | 35    |
| LAO PEOPLE'S DEMOCRATIC REPUBLIC             |             |        |       |            |        |       | 27          | 6      | 33    |
| GERMANY                                      |             | 1      | 1     | 3          | 1      | 4     | 9           | 23     | 32    |
| RUSSIAN FEDERATION                           |             | 1      | 1     | 1          | 2      | 3     | 13          | 16     | 29    |
| MADAGASCAR                                   |             |        |       |            |        |       | 12          | 16     | 28    |
| NIGER  |             |        |       |            |        |       | 23          | 5      | 28    |
| GAMBIA                                       |             |        |       |            |        |       | 24          | 4      | 28    |
| PAPUA NEW GUINEA                             |             |        |       |            |        |       | 12          | 16     | 28    |
| NEW ZEALAND                                  |             |        |       |            | 1      | 1     | 14          | 11     | 25    |
| ITALY  |             | 1      | 1     |            |        |       | 12          | 12     | 24    |
| AMERICAN SAMOA                               |             |        |       |            |        |       | 10          | 13     | 23    |
| TAJIKISTAN                                   |             |        |       | 1          | 1      | 2     | 11          | 12     | 23    |
| BERMUDA                                      |             |        |       |            |        |       | 15          | 7      | 22    |
| SEYCHELLES                                   |             |        |       |            |        |       | 8           | 12     | 20    |
| BRITISH INDIAN OCEAN TERRITORY               |             |        |       | 1          |        | 1     | 9           | 9      | 18    |
| PHILIPPINES                                  |             |        |       |            |        |       | 10          | 8      | 18    |
| BRAZIL                                       |             |        |       |            | 1      | 1     | 10          | 7      | 17    |
| SPAIN  |             | 1      | 1     |            | 1      | 1     | 8           | 9      | 17    |
| SOUTH GEORGIA AND THE SOUTH SANDWICH ISLANDS |             |        |       |            |        |       | 7           | 9      | 16    |
| GABON  |             |        |       |            |        |       | 6           | 8      | 14    |
| TAIWAN, PROVINCE OF CHINA                    |             |        |       |            |        |       | 8           | 5      | 13    |
| LIBERIA                                      |             |        |       |            |        |       | 8           | 5      | 13    |
| NETHERLANDS                                  | 2           | 2      | 4     |            |        |       | 5           | 7      | 12    |
| IRELAND                                      | 1           | 1      | 2     | 1          | 1      | 2     | 6           | 6      | 12    |
| KAZAKHSTAN                                   |             |        |       |            |        |       | 6           | 6      | 12    |
| GUINEA                                       |             |        |       |            |        |       | 10          | 2      | 12    |
| BENIN  |             |        |       |            |        |       | 8           | 3      | 11    |
| ROMANIA                                      |             |        |       |            |        |       | 3           | 6      | 9     |
| SWAZILAND                                    |             |        |       |            |        |       | 3           | 5      | 8     |
| MEXICO                                       |             |        |       |            |        |       | 3           | 5      | 8     |
| HONG KONG                                    |             |        |       |            |        |       | 4           | 4      | 8     |
| CAPE VERDE                                   |             |        |       |            |        |       | 4           | 3      | 7     |
| SWEDEN                                       |             |        |       |            | 1      | 1     | 3           | 4      | 7     |



**Table 16. Country-wise & Level-wise Foreign Students  
(based on actual response)**

| Country Name                | Ph.D. |        |       | M.Phil. |        |       | Post Graduate |        |       |
|-----------------------------|-------|--------|-------|---------|--------|-------|---------------|--------|-------|
|                             | Male  | Female | Total | Male    | Female | Total | Male          | Female | Total |
| KYRGYZSTAN                  |       |        |       |         |        |       | 4             | 1      | 5     |
| SIERRA LEONE                |       |        |       |         |        |       |               |        |       |
| MAURITANIA                  |       |        |       |         |        |       |               |        |       |
| UKRAINE                     |       |        |       |         |        |       | 1             | 1      | 2     |
| ISRAEL                      | 2     |        | 2     |         | 1      | 1     |               |        |       |
| POLAND                      | 1     |        | 1     |         |        |       | 1             |        | 1     |
| GUYANA                      |       | 1      | 1     |         |        |       | 1             | 3      | 4     |
| TOGO                        |       |        |       |         |        |       | 4             |        | 4     |
| COLOMBIA                    |       |        |       |         |        |       | 2             | 1      | 3     |
| TUNISIA                     |       |        |       |         |        |       |               |        |       |
| ARGENTINA                   | 1     |        | 1     | 3       |        | 3     |               |        |       |
| BAHAMAS                     |       |        |       |         |        |       | 2             |        | 2     |
| BELARUS                     |       |        |       |         |        |       |               |        |       |
| FINLAND                     |       |        |       |         |        |       |               | 1      | 1     |
| BELGIUM                     |       |        |       |         |        |       | 1             |        | 1     |
| ANDORRA                     |       |        |       |         |        |       | 2             |        | 2     |
| CENTRAL AFRICAN<br>REPUBLIC |       |        |       |         |        |       | 1             |        | 1     |
| BURKINA FASO                |       |        |       |         |        |       |               | 1      | 1     |
| DOMINICA                    |       |        |       |         |        |       |               | 3      | 3     |
| PORTUGAL                    |       |        |       |         |        |       |               | 1      | 1     |
| ECUADOR                     |       |        |       |         |        |       |               |        |       |
| HUNGARY                     |       |        |       |         |        |       |               |        |       |
| BRUNEI DARUSSALAM           |       |        |       |         |        |       |               |        |       |
| TUVALU                      |       |        |       |         |        |       |               |        |       |
| TRINIDAD AND TOBAGO         |       |        |       |         |        |       | 1             |        | 1     |
| LEBANON                     |       |        |       |         |        |       |               |        |       |
| ALBANIA                     |       |        |       |         |        |       | 1             | 1      | 2     |
| AUSTRIA                     |       |        |       |         |        |       |               |        |       |
| GREECE                      |       |        |       |         |        |       | 1             | 1      | 2     |
| CHILE                       |       |        |       |         |        |       |               |        |       |
| NORWAY                      |       |        |       |         |        |       |               | 1      | 1     |
| WESTERN SAHARA              |       |        |       |         |        |       | 1             |        | 1     |
| MOROCCO                     |       |        |       |         |        |       | 1             |        | 1     |
| JAMAICA                     |       |        |       |         |        |       |               |        |       |
| SLOVAKIA                    |       |        |       |         |        |       |               |        |       |
| SAINT KITTS AND NEVIS       |       |        |       |         |        |       |               | 1      | 1     |
| COSTA RICA                  |       |        |       |         |        |       |               |        |       |
| DENMARK                     |       |        |       |         |        |       |               | 1      | 1     |
| FRENCH GUIANA               |       |        |       |         |        |       | 1             |        | 1     |
| PERU                        |       |        |       |         |        |       | 1             | 1      | 2     |
| NETHERLANDS ANTILLES        |       |        |       |         |        |       |               |        |       |
| NAURU                       |       |        |       |         |        |       |               |        |       |
| CZECH REPUBLIC              |       |        |       |         |        |       |               |        |       |
| ANTIGUA AND BARBUDA         |       |        |       |         |        |       |               |        |       |
| TIMOR-LESTE                 |       |        |       |         |        |       | 1             |        | 1     |
| ARMENIA                     |       | 1      | 1     |         |        |       |               |        |       |
| TONGA                       |       |        |       |         |        |       |               |        |       |
| ARUBA                       |       |        |       |         |        |       |               |        |       |
| BELIZE                      |       |        |       |         |        |       |               |        |       |
| MONTENEGRO                  |       |        |       |         |        |       |               | 1      | 1     |
| GUERNSEY                    | 1     |        | 1     |         |        |       |               |        |       |
| NICARAGUA                   |       |        |       |         |        |       |               |        |       |
| BOLIVIA                     |       |        |       |         |        |       |               |        |       |
| MALTA                       |       |        |       |         |        |       |               |        |       |
| CROATIA                     |       |        |       | 1       |        | 1     |               |        |       |
| LATVIA                      |       |        |       |         |        |       |               |        |       |
| GUINEA-BISSAU               |       |        |       |         |        |       |               |        |       |
| Grand Total                 | 883   | 288    | 1,171 | 37      | 22     | 59    | 4,530         | 1,895  | 6,425 |

**Table 16. Country-wise & Level-wise Foreign Students(based on actual response)**

| Country Name                | Under Graduate |        |        | PG Diploma |        |       | Diploma |        |       |
|-----------------------------|----------------|--------|--------|------------|--------|-------|---------|--------|-------|
|                             | Male           | Female | Total  | Male       | Female | Total | Male    | Female | Total |
| KYRGYZSTAN                  | 1              | 1      | 2      |            |        |       |         |        |       |
| SIERRA LEONE                | 6              |        | 6      |            |        |       |         |        |       |
| MAURITANIA                  | 3              | 1      | 4      |            |        |       | 2       |        | 2     |
| UKRAINE                     |                | 2      | 2      | 1          |        | 1     | 1       |        | 1     |
| ISRAEL                      | 2              | 1      | 3      |            |        |       |         |        |       |
| POLAND                      | 2              | 1      | 3      |            |        |       | 1       |        | 1     |
| GUYANA                      | 1              |        | 1      |            |        |       |         |        |       |
| TOGO                        |                | 1      | 1      |            |        |       |         |        |       |
| COLOMBIA                    | 2              |        | 2      |            |        |       |         |        |       |
| TUNISIA                     | 2              | 3      | 5      |            |        |       |         |        |       |
| ARGENTINA                   |                | 1      | 1      |            |        |       |         |        |       |
| BAHAMAS                     |                |        |        |            |        |       |         |        |       |
| BELARUS                     |                | 4      | 4      |            |        |       |         |        |       |
| FINLAND                     | 1              | 2      | 3      |            |        |       |         |        |       |
| BELGIUM                     | 1              | 2      | 3      |            |        |       |         |        |       |
| ANDORRA                     | 1              |        | 1      |            |        |       |         |        |       |
| CENTRAL AFRICAN<br>REPUBLIC |                | 2      | 2      |            |        |       |         |        |       |
| BURKINA FASO                |                | 2      | 2      |            |        |       |         |        |       |
| DOMINICA                    |                |        |        |            |        |       |         |        |       |
| PORTUGAL                    | 2              |        | 2      |            |        |       |         |        |       |
| ECUADOR                     |                | 2      | 2      |            | 1      | 1     |         |        |       |
| HUNGARY                     |                | 3      | 3      |            |        |       |         |        |       |
| BRUNEI DARUSSALAM           | 2              |        | 2      |            |        |       |         |        |       |
| TUVALU                      |                | 1      | 1      |            |        |       |         |        |       |
| TRINIDAD AND TOBAGO         | 1              |        | 1      |            |        |       |         |        |       |
| LEBANON                     | 2              |        | 2      |            |        |       |         |        |       |
| ALBANIA                     |                |        |        |            |        |       |         |        |       |
| AUSTRIA                     | 1              | 1      | 2      |            |        |       |         |        |       |
| GREECE                      |                |        |        |            |        |       |         |        |       |
| CHILE                       |                | 2      | 2      |            |        |       |         |        |       |
| NORWAY                      | 1              |        | 1      |            |        |       |         |        |       |
| WESTERN SAHARA              | 1              |        | 1      |            |        |       |         |        |       |
| MOROCCO                     | 1              |        | 1      |            |        |       |         |        |       |
| JAMAICA                     |                | 2      | 2      |            |        |       |         |        |       |
| SLOVAKIA                    | 2              |        | 2      |            |        |       |         |        |       |
| SAINT KITTS AND NEVIS       | 1              |        | 1      |            |        |       |         |        |       |
| COSTA RICA                  | 2              |        | 2      |            |        |       |         |        |       |
| DENMARK                     | 1              |        | 1      |            |        |       |         |        |       |
| FRENCH GUIANA               | 1              |        | 1      |            |        |       |         |        |       |
| PERU                        |                |        |        |            |        |       |         |        |       |
| NETHERLANDS ANTILLES        | 1              |        | 1      |            |        |       |         |        |       |
| NAURU                       | 1              |        | 1      |            |        |       |         |        |       |
| CZECH REPUBLIC              |                |        |        |            | 1      | 1     |         |        |       |
| ANTIGUA AND BARBUDA         |                | 1      | 1      |            |        |       |         |        |       |
| TIMOR-LESTE                 |                |        |        |            |        |       |         |        |       |
| ARMENIA                     |                |        |        |            |        |       |         |        |       |
| TONGA                       |                |        |        |            |        |       | 1       |        | 1     |
| ARUBA                       |                | 1      | 1      |            |        |       |         |        |       |
| BELIZE                      | 1              |        | 1      |            |        |       |         |        |       |
| MONTENEGRO                  |                |        |        |            |        |       |         |        |       |
| GUERNSEY                    |                |        |        |            |        |       |         |        |       |
| NICARAGUA                   |                | 1      | 1      |            |        |       |         |        |       |
| BOLIVIA                     |                |        |        |            |        |       |         | 1      | 1     |
| MALTA                       | 1              |        | 1      |            |        |       |         |        |       |
| CROATIA                     |                |        |        |            |        |       |         |        |       |
| LATVIA                      |                | 1      | 1      |            |        |       |         |        |       |
| GUINEA-BISSAU               | 1              |        | 1      |            |        |       |         |        |       |
| Grand Total                 | 23,339         | 12,317 | 35,656 | 77         | 113    | 190   | 917     | 309    | 1,226 |

Table 16. Country-wise & Level-wise Foreign Students(based on actual response)

| Country Name                | Certificate |        |       | Integrated |        |       | Grand Total |        |        |
|-----------------------------|-------------|--------|-------|------------|--------|-------|-------------|--------|--------|
|                             | Male        | Female | Total | Male       | Female | Total | Male        | Female | Total  |
| KYRGYZSTAN                  |             |        |       |            |        |       | 5           | 2      | 7      |
| SIERRA LEONE                |             |        |       |            |        |       | 6           |        | 6      |
| MAURITANIA                  |             |        |       |            |        |       | 5           | 1      | 6      |
| UKRAINE                     |             |        |       |            |        |       | 3           | 3      | 6      |
| ISRAEL                      |             |        |       |            |        |       | 4           | 2      | 6      |
| POLAND                      |             |        |       |            |        |       | 5           | 1      | 6      |
| GUYANA                      |             |        |       |            |        |       | 2           | 4      | 6      |
| TOGO                        |             |        |       |            |        |       | 4           | 1      | 5      |
| COLOMBIA                    |             |        |       |            |        |       | 4           | 1      | 5      |
| TUNISIA                     |             |        |       |            |        |       | 2           | 3      | 5      |
| ARGENTINA                   |             |        |       |            |        |       | 4           | 1      | 5      |
| BAHAMAS                     | 2           |        | 2     |            |        |       | 4           |        | 4      |
| BELARUS                     |             |        |       |            |        |       |             | 4      | 4      |
| FINLAND                     |             |        |       |            |        |       | 1           | 3      | 4      |
| BELGIUM                     |             |        |       |            |        |       | 2           | 2      | 4      |
| ANDORRA                     |             |        |       |            |        |       | 3           |        | 3      |
| CENTRAL AFRICAN<br>REPUBLIC |             |        |       |            |        |       | 1           | 2      | 3      |
| BURKINA FASO                |             |        |       |            |        |       |             | 3      | 3      |
| DOMINICA                    |             |        |       |            |        |       |             | 3      | 3      |
| PORTUGAL                    |             |        |       |            |        |       | 2           | 1      | 3      |
| ECUADOR                     |             |        |       |            |        |       |             | 3      | 3      |
| HUNGARY                     |             |        |       |            |        |       |             | 3      | 3      |
| BRUNEI DARUSSALAM           |             |        |       |            |        |       | 2           |        | 2      |
| TUVALU                      |             |        |       |            | 1      | 1     |             | 2      | 2      |
| TRINIDAD AND TOBAGO         |             |        |       |            |        |       | 2           |        | 2      |
| LEBANON                     |             |        |       |            |        |       | 2           |        | 2      |
| ALBANIA                     |             |        |       |            |        |       | 1           | 1      | 2      |
| AUSTRIA                     |             |        |       |            |        |       | 1           | 1      | 2      |
| GREECE                      |             |        |       |            |        |       | 1           | 1      | 2      |
| CHILE                       |             |        |       |            |        |       |             | 2      | 2      |
| NORWAY                      |             |        |       |            |        |       | 1           | 1      | 2      |
| WESTERN SAHARA              |             |        |       |            |        |       | 2           |        | 2      |
| MOROCCO                     |             |        |       |            |        |       | 2           |        | 2      |
| JAMAICA                     |             |        |       |            |        |       |             | 2      | 2      |
| SLOVAKIA                    |             |        |       |            |        |       | 2           |        | 2      |
| SAINT KITTS AND NEVIS       |             |        |       |            |        |       | 1           | 1      | 2      |
| COSTA RICA                  |             |        |       |            |        |       | 2           |        | 2      |
| DENMARK                     |             |        |       |            |        |       | 1           | 1      | 2      |
| FRENCH GUIANA               |             |        |       |            |        |       | 2           |        | 2      |
| PERU                        |             |        |       |            |        |       | 1           | 1      | 2      |
| NETHERLANDS ANTILLES        |             |        |       |            |        |       | 1           |        | 1      |
| NAURU                       |             |        |       |            |        |       | 1           |        | 1      |
| CZECH REPUBLIC              |             |        |       |            |        |       |             | 1      | 1      |
| ANTIGUA AND BARBUDA         |             |        |       |            |        |       |             | 1      | 1      |
| TIMOR-LESTE                 |             |        |       |            |        |       | 1           |        | 1      |
| ARMENIA                     |             |        |       |            |        |       |             | 1      | 1      |
| TONGA                       |             |        |       |            |        |       | 1           |        | 1      |
| ARUBA                       |             |        |       |            |        |       |             | 1      | 1      |
| BELIZE                      |             |        |       |            |        |       | 1           |        | 1      |
| MONTENEGRO                  |             |        |       |            |        |       |             | 1      | 1      |
| GUERNSEY                    |             |        |       |            |        |       | 1           |        | 1      |
| NICARAGUA                   |             |        |       |            |        |       |             | 1      | 1      |
| BOLIVIA                     |             |        |       |            |        |       |             | 1      | 1      |
| MALTA                       |             |        |       |            |        |       | 1           |        | 1      |
| CROATIA                     |             |        |       |            |        |       | 1           |        | 1      |
| LATVIA                      |             |        |       |            |        |       |             | 1      | 1      |
| GUINEA-BISSAU               |             |        |       |            |        |       | 1           |        | 1      |
| Grand Total                 | 90          | 137    | 227   | 278        | 192    | 470   | 30,151      | 15,273 | 45,424 |

**Table 17. State-wise & Level-wise Foreign Student  
(based on actual response)**

| State             | Ph.D.      |            |              | M.Phil.   |           |           | Post Graduate |              |              |
|-------------------|------------|------------|--------------|-----------|-----------|-----------|---------------|--------------|--------------|
|                   | Male       | Female     | Total        | Male      | Female    | Total     | Male          | Female       | Total        |
| <i>1</i>          | <i>2</i>   | <i>3</i>   | <i>4</i>     | <i>5</i>  | <i>6</i>  | <i>7</i>  | <i>8</i>      | <i>9</i>     | <i>10</i>    |
| Andhra Pradesh    | 57         | 6          | 63           |           |           |           | 138           | 58           | 196          |
| Assam             | 45         | 9          | 54           |           |           |           | 25            | 6            | 31           |
| Bihar             | 48         | 4          | 52           |           |           |           | 86            | 5            | 91           |
| Chandigarh        | 36         | 25         | 61           | 1         |           | 1         | 56            | 5            | 61           |
| Chhatisgarh       | 1          |            | 1            |           |           |           | 6             | 4            | 10           |
| Delhi             | 71         | 28         | 99           | 14        | 14        | 28        | 419           | 156          | 575          |
| Goa               |            |            |              |           |           |           | 11            | 5            | 16           |
| Gujarat           | 13         | 2          | 15           |           |           |           | 90            | 56           | 146          |
| Haryana           | 17         | 6          | 23           |           |           |           | 92            | 37           | 129          |
| Himachal Pradesh  | 4          |            | 4            |           |           |           | 73            | 13           | 86           |
| Jammu and Kashmir |            |            |              |           |           |           | 2             |              | 2            |
| Jharkhand         | 1          |            | 1            |           |           |           | 3             |              | 3            |
| Karnataka         | 104        | 43         | 147          | 1         | 2         | 3         | 925           | 589          | 1514         |
| Kerala            | 13         | 8          | 21           |           |           |           | 26            | 7            | 33           |
| Madhya Pradesh    |            |            |              |           |           |           | 62            | 4            | 66           |
| Maharashtra       | 105        | 33         | 138          | 3         | 1         | 4         | 562           | 212          | 774          |
| Manipur           | 5          | 2          | 7            |           |           |           |               |              |              |
| Meghalaya         | 6          | 1          | 7            |           |           |           | 9             | 4            | 13           |
| Mizoram           | 1          |            | 1            |           |           |           | 1             | 1            | 2            |
| Nagaland          |            |            |              |           |           |           |               |              |              |
| Odisha            | 1          |            | 1            |           |           |           | 16            | 2            | 18           |
| Puducherry        | 1          | 7          | 8            |           |           |           | 30            | 33           | 63           |
| Punjab            | 16         | 2          | 18           |           |           |           | 144           | 51           | 195          |
| Rajasthan         | 4          | 1          | 5            |           |           |           | 76            | 19           | 95           |
| Sikkim            |            | 2          | 2            |           |           |           | 17            | 7            | 24           |
| Tamil Nadu        | 45         | 15         | 60           | 2         |           | 2         | 697           | 370          | 1067         |
| Telangana         | 40         | 17         | 57           | 1         |           | 1         | 213           | 45           | 258          |
| Tripura           |            |            |              |           |           |           | 1             |              | 1            |
| Uttar Pradesh     | 220        | 77         | 297          | 11        | 5         | 16        | 622           | 169          | 791          |
| Uttarakhand       | 22         |            | 22           |           |           |           | 104           | 18           | 122          |
| West Bengal       | 7          |            | 7            | 4         |           | 4         | 24            | 19           | 43           |
| <b>All India</b>  | <b>883</b> | <b>288</b> | <b>1,171</b> | <b>37</b> | <b>22</b> | <b>59</b> | <b>4,530</b>  | <b>1,895</b> | <b>6,425</b> |

*In Andaman & Nicobar Islands, Arunachal Pradesh, Dadra & Nagar Haveli, Daman & Diu and Lakshadweep, there are no Foreign Students.*

**Table 17. State-wise & Level-wise Foreign Student  
(based on actual response)**

| State             | Under Graduate |               |               | PG Diploma |            |            | Diploma    |            |              |
|-------------------|----------------|---------------|---------------|------------|------------|------------|------------|------------|--------------|
|                   | Male           | Female        | Total         | Male       | Female     | Total      | Male       | Female     | Total        |
| <i>1</i>          | <i>11</i>      | <i>12</i>     | <i>13</i>     | <i>14</i>  | <i>15</i>  | <i>16</i>  | <i>17</i>  | <i>18</i>  | <i>19</i>    |
| Andhra Pradesh    | 1232           | 193           | 1425          | 1          | 1          | 2          |            | 19         | 19           |
| Assam             | 52             | 20            | 72            |            |            |            | 3          | 1          | 4            |
| Bihar             | 82             | 17            | 99            |            |            |            | 5          | 6          | 11           |
| Chandigarh        | 297            | 103           | 400           |            |            |            |            |            |              |
| Chhatisgarh       | 97             | 19            | 116           |            |            |            |            |            |              |
| Delhi             | 785            | 512           | 1297          | 2          |            | 2          | 1          | 7          | 8            |
| Goa               | 97             | 25            | 122           |            |            |            |            |            |              |
| Gujarat           | 644            | 223           | 867           | 4          | 4          | 8          | 12         |            | 12           |
| Haryana           | 715            | 216           | 931           | 2          |            | 2          | 204        | 24         | 228          |
| Himachal Pradesh  | 314            | 65            | 379           |            |            |            |            |            |              |
| Jammu and Kashmir | 4              | 2             | 6             |            |            |            |            |            |              |
| Jharkhand         | 61             | 22            | 83            |            |            |            |            |            |              |
| Karnataka         | 7250           | 5026          | 12276         | 17         | 11         | 28         | 205        | 123        | 328          |
| Kerala            | 42             | 36            | 78            |            |            |            |            | 1          | 1            |
| Madhya Pradesh    | 159            | 45            | 204           |            | 2          | 2          | 63         | 1          | 64           |
| Maharashtra       | 2463           | 1150          | 3613          | 1          | 7          | 8          | 74         | 28         | 102          |
| Manipur           |                |               |               |            |            |            |            |            |              |
| Meghalaya         | 97             | 100           | 197           |            |            |            |            |            |              |
| Mizoram           |                | 1             | 1             |            |            |            |            |            |              |
| Nagaland          |                | 2             | 2             |            |            |            |            |            |              |
| Odisha            | 78             | 15            | 93            |            |            |            |            |            |              |
| Puducherry        | 17             | 11            | 28            | 2          | 3          | 5          |            |            |              |
| Punjab            | 1380           | 723           | 2103          |            |            |            | 94         | 27         | 121          |
| Rajasthan         | 443            | 100           | 543           | 2          | 46         | 48         | 148        | 13         | 161          |
| Sikkim            | 166            | 262           | 428           |            |            |            | 2          |            | 2            |
| Tamil Nadu        | 2312           | 1689          | 4001          | 3          | 1          | 4          | 74         | 24         | 98           |
| Telangana         | 1928           | 668           | 2596          | 29         | 21         | 50         |            | 5          | 5            |
| Tripura           | 5              | 4             | 9             |            |            |            |            |            |              |
| Uttar Pradesh     | 1597           | 607           | 2204          | 5          | 2          | 7          | 23         | 28         | 51           |
| Uttrakhand        | 513            | 153           | 666           | 1          | 6          | 7          | 9          |            | 9            |
| West Bengal       | 509            | 308           | 817           | 8          | 9          | 17         |            | 2          | 2            |
| <b>All India</b>  | <b>23,339</b>  | <b>12,317</b> | <b>35,656</b> | <b>77</b>  | <b>113</b> | <b>190</b> | <b>917</b> | <b>309</b> | <b>1,226</b> |

*In Andaman & Nicobar Islands, Arunachal Pradesh, Dadra & Nagar Haveli, Daman & Diu and Lakshadweep, there are no Foreign Students.*

**Table 17. State-wise & Level-wise Foreign Student  
(based on actual response)**

| State             | Certificate |            |            | Integrated |            |            | Grand Total   |               |               |
|-------------------|-------------|------------|------------|------------|------------|------------|---------------|---------------|---------------|
|                   | Male        | Female     | Total      | Male       | Female     | Total      | Male          | Female        | Total         |
| <i>1</i>          | <i>20</i>   | <i>21</i>  | <i>22</i>  | <i>23</i>  | <i>24</i>  | <i>25</i>  | <i>26</i>     | <i>27</i>     | <i>28</i>     |
| Andhra Pradesh    |             |            |            | 63         | 19         | 82         | 1491          | 296           | 1787          |
| Assam             |             |            |            | 3          |            | 3          | 128           | 36            | 164           |
| Bihar             | 12          | 3          | 15         |            |            |            | 233           | 35            | 268           |
| Chandigarh        |             |            |            | 17         | 12         | 29         | 407           | 145           | 552           |
| Chhatisgarh       |             |            |            |            |            |            | 104           | 23            | 127           |
| Delhi             | 1           | 4          | 5          | 28         | 21         | 49         | 1321          | 742           | 2063          |
| Goa               | 4           |            | 4          |            | 1          | 1          | 112           | 31            | 143           |
| Gujarat           |             |            |            | 5          | 2          | 7          | 768           | 287           | 1055          |
| Haryana           |             |            |            | 8          |            | 8          | 1038          | 283           | 1321          |
| Himachal Pradesh  |             |            |            | 11         | 3          | 14         | 402           | 81            | 483           |
| Jammu and Kashmir |             |            |            |            |            |            | 6             | 2             | 8             |
| Jharkhand         |             |            |            | 6          |            | 6          | 71            | 22            | 93            |
| Karnataka         | 19          | 1          | 20         | 44         | 38         | 82         | 8565          | 5833          | 14398         |
| Kerala            |             |            |            |            |            |            | 81            | 52            | 133           |
| Madhya Pradesh    |             |            |            | 1          | 3          | 4          | 285           | 55            | 340           |
| Maharashtra       | 1           |            | 1          | 2          | 7          | 9          | 3211          | 1438          | 4649          |
| Manipur           |             |            |            |            |            |            | 5             | 2             | 7             |
| Meghalaya         |             |            |            |            |            |            | 112           | 105           | 217           |
| Mizoram           |             |            |            |            |            |            | 2             | 2             | 4             |
| Nagaland          |             |            |            |            |            |            |               | 2             | 2             |
| Odisha            |             |            |            |            |            |            | 95            | 17            | 112           |
| Puducherry        |             |            |            |            | 1          | 1          | 50            | 55            | 105           |
| Punjab            |             |            |            | 10         | 12         | 22         | 1644          | 815           | 2459          |
| Rajasthan         |             |            |            | 2          | 2          | 4          | 675           | 181           | 856           |
| Sikkim            |             |            |            | 8          | 9          | 17         | 193           | 280           | 473           |
| Tamil Nadu        | 27          | 101        | 128        | 11         | 6          | 17         | 3171          | 2206          | 5377          |
| Telangana         |             |            |            | 29         | 36         | 65         | 2240          | 792           | 3032          |
| Tripura           |             |            |            |            | 1          | 1          | 6             | 5             | 11            |
| Uttar Pradesh     | 9           | 9          | 18         | 14         | 9          | 23         | 2501          | 906           | 3407          |
| Uttrakhand        |             |            |            |            |            |            | 649           | 177           | 826           |
| West Bengal       | 17          | 19         | 36         | 16         | 10         | 26         | 585           | 367           | 952           |
| <b>All India</b>  | <b>90</b>   | <b>137</b> | <b>227</b> | <b>278</b> | <b>192</b> | <b>470</b> | <b>30,151</b> | <b>15,273</b> | <b>45,424</b> |

*In Andaman & Nicobar Islands, Arunachal Pradesh, Dadra & Nagar Haveli, Daman & Diu and Lakshadweep, there are no Foreign Students.*

**Table 18. Foreign Students in Different Programmes  
(based on actual response)**

| <b>Programmes</b>   | <b>Male</b> | <b>Female</b> | <b>Total</b> |
|---|-------------|---------------|--------------|
| <i>1</i>  | <i>2</i>    | <i>3</i>      | <i>4</i>     |
| B.Tech.-Bachelor of Technology                                  | 5151        | 790           | 5941         |
| B.B.A.-Bachelor of Business Administration                      | 2271        | 957           | 3228         |
| B.A.-Bachelor of Arts   | 1720        | 1393          | 3113         |
| B.Sc.-Bachelor of Science                                       | 1751        | 1162          | 2913         |
| B.Com.-Bachelor of Commerce                                     | 1780        | 996           | 2776         |
| B.Pharm.-Bachelor of Pharmacy                                   | 2079        | 683           | 2762         |
| B.C.A.-Bachelor of Computer Applications                        | 2238        | 240           | 2478         |
| B.E.-Bachelor of Engineering                                    | 2042        | 290           | 2332         |
| M.B.B.S.-Bachelor of Medicine and Bachelor of Surgery           | 911         | 1253          | 2164         |
| B.Sc.(Nursing)-Bachelor of Science in Nursing                   | 252         | 1316          | 1568         |
| M.B.A.- Master of Business Administration                       | 980         | 465           | 1445         |
| M.Sc.-Master of Science   | 1047        | 337           | 1384         |
| M.A.-Master of Arts   | 916         | 436           | 1352         |
| B.D.S.-Bachelor of Dental Surgery                               | 490         | 800           | 1290         |
| B.B.M.-Bachelor of Business Management                          | 808         | 356           | 1164         |
| Ph.D.-Doctor of Philosophy                                      | 864         | 275           | 1139         |
| Diploma-Diploma   | 867         | 190           | 1057         |
| B.P.T.-Bachelor of Physiotherapy                                | 323         | 382           | 705          |
| B.A.(Hons)-Bachelor of Arts (Honors)                            | 279         | 303           | 582          |
| M.Tech. -Master of Technology                                   | 405         | 44            | 449          |
| B.Ed.-Bachelor of Education                                     | 34          | 378           | 412          |
| L.L.B.-Bachelor of Law or Laws                                  | 167         | 201           | 368          |
| Pharm.D.-Doctor of Pharmacy                                     | 187         | 165           | 352          |
| M.Com.-Master of Commerce                                       | 240         | 83            | 323          |
| B.Architecture-Bachelor of Architecture                         | 118         | 148           | 266          |
| B.A. L.L.B.-Bachelor of Arts, Bachelor of Law or Laws           | 127         | 125           | 252          |
| Certificate-Certificate   | 90          | 137           | 227          |
| B.Sc.(Hons)-Bachelor of Science (Honors)                        | 107         | 81            | 188          |
| PG Diploma-Post Graduate Diploma                                | 77          | 113           | 190          |
| B.H.M.-Bachelor of Hotel Management                             | 140         | 42            | 182          |
| B.Optom.-Bachelor of Clinical Optometry                         | 94          | 85            | 179          |
| G.N.M.-General Nursing & Midwifery                              | 49          | 118           | 167          |
| M.C.A. -Master of Computer Applications                         | 144         | 21            | 165          |
| M.Pharm. -Master of Pharmacy                                    | 112         | 34            | 146          |
| M.D.-Doctor of Medicine   | 80          | 53            | 133          |
| L.L.M.-Master of Law or Laws                                    | 72          | 29            | 101          |
| B.Des.-Bachelor of Design                                       | 22          | 70            | 92           |
| B.Pharm.(Ayu.) -Bachelor of Ayurved in Pharmacy                 | 50          | 38            | 88           |
| B.Agri.-Bachelor of Agriculture                                 | 74          | 13            | 87           |
| M.Sc. Nursing-Master of Science in Nursing                      | 8           | 67            | 75           |
| Integrated M.B.A.-Integrated Master of Business Administration  | 50          | 19            | 69           |
| Ayurvedacharya-Ayurvedacharya                                   | 45          | 22            | 67           |
| B.A.S.L.P.-Bachelor of Audiology and Speech Language Pathology  | 15          | 52            | 67           |
| M.E.-Master of Engineering                                      | 56          | 9             | 65           |
| B.H.M.C.T.-Bachelor of Hotel Management and Catering Technology | 41          | 24            | 65           |

**Table 18. Foreign Students in Different Programmes  
(based on actual response)**

| <b>Programmes</b>  | <b>Male</b> | <b>Female</b> | <b>Total</b> |
|--|-------------|---------------|--------------|
| M.Phil.-Master of Philosophy   | 37          | 22            | 59           |
| B.L.-Bachelor of Law or Laws   | 37          | 22            | 59           |
| B.F.A.-Bachelor of Fine Arts   | 31          | 27            | 58           |
| M.P.H. -Master of Public Health  | 35          | 19            | 54           |
| Shastri-Shastri  | 48          | 2             | 50           |
| B.H.T.M.-Bachelor of Hotel and Tourism Management                          | 19          | 28            | 47           |
| B.M.S.-Bachelor of Management Studies                                      | 27          | 17            | 44           |
| M.P.T.-Master of Physiotherapy   | 30          | 11            | 41           |
| B.Tech M.Tech-Bachelor of Technology, Master of Technology                 | 32          | 8             | 40           |
| B.V.Sc.&A.H.-Bachelor of Veterinary Science & Animal Husbandry             | 22          | 17            | 39           |
| B.Sc.(Post Basic)-B.Sc (Post Basic)  | 13          | 20            | 33           |
| M.F.A. -Master of Fine Arts  | 15          | 17            | 32           |
| M.S.-Master of Surgery   | 27          | 4             | 31           |
| B.B.A. L.L.B.-Bachelor of Business Administration, Bachelor of Law or Laws | 16          | 13            | 29           |
| M.S.W.-Master of Social Work   | 10          | 18            | 28           |
| Integrated M.C.A.-Integrated Master of Computer Applications               | 23          | 5             | 28           |
| D.Phil.-Doctor of Philosophy   | 15          | 11            | 26           |
| B.S.W.-Bachelor of Social Work   | 9           | 16            | 25           |
| B.Nat.(Yogic Sciences)-Bachelor of Naturopathy and Yogic Sciences          | 14          | 11            | 25           |
| B.J.M.C.-Bachelor of Journalism and Mass Communication                     | 15          | 8             | 23           |
| B.O.T.-Bachelor of Occupational Therapy                                    | 10          | 12            | 22           |
| M.F.M. -Master of Financial Management                                     | 17          | 3             | 20           |
| Integrated M.Sc.-Integrated Master of Science                              | 10          | 8             | 18           |
| M.Sc.(Medical Bio-Chemistry)-Master of Science in Medical Bio-Chemistry    | 10          | 7             | 17           |
| B.Mus.-Bachelor of Music   | 13          | 4             | 17           |
| M.D.S.-Master of Dental Surgery  | 8           | 9             | 17           |
| B.Com. L.L.B.-Bachelor of Commerce, Bachelor of Law                        | 8           | 8             | 16           |
| M.Ed. -Master of Education   | 12          | 4             | 16           |
| B.P.Ed.-Bachelor of Physical Education                                     | 14          | 0             | 14           |
| M.H.A. -Master of Hospital Administration                                  | 11          | 3             | 14           |
| Integrated M.A.-Integrated Master of Arts                                  | 10          | 4             | 14           |
| B.J.-Bachelor of Journalism  | 4           | 10            | 14           |
| B.A.M.S.-Bachelor of Ayurved Medicine & Surgery                            | 6           | 7             | 13           |
| M.Arch.-Master of Architecture   | 8           | 5             | 13           |
| B.P.A.-Bachelor of Performing Arts   | 8           | 5             | 13           |
| B.Dance-Bachelor of Dance  | 0           | 13            | 13           |
| M.Mus. -Master of Music  | 3           | 9             | 12           |
| B.M.M.-Bachelor of Multi Media   | 6           | 5             | 11           |
| M.P.Ed.-Master of Physical Education                                       | 8           | 3             | 11           |
| Acharya-Acharya  | 10          | 0             | 10           |
| B.Plan.-Bachelor of Planning   | 8           | 2             | 10           |



**Table 18. Foreign Students in Different Programmes  
(based on actual response)**

| <b>Programmes</b>   | <b>Male</b> | <b>Female</b> | <b>Total</b> |
|---|-------------|---------------|--------------|
| M.Sc.(Medical Microbiology)-Master of Science in Medical Microbiology | 6           | 4             | 10           |
| M.Dance-Master of Dance   | 5           | 5             | 10           |
| M.V.Sc. -Master of Veterinary Sciences                                | 9           | 0             | 9            |
| Vachaspati-Vachaspati   | 4           | 4             | 8            |
| M.I.B.-Master of International Business                               | 4           | 3             | 7            |
| M.J.-Master of Journalism   | 3           | 4             | 7            |
| P.G.P.-Post-Graduate Programme in Management                          | 2           | 5             | 7            |
| B.F.Tech.-Bachelor of Fashion Technology                              | 6           | 0             | 6            |
| M.Des.-Master of Design   | 5           | 1             | 6            |
| B.H.A.-Bachelor of Hospital Administration                            | 4           | 2             | 6            |
| M.Mgt.-Master of Management   | 4           | 2             | 6            |
| B.B.S.-Bachelor of Business Studies                                   | 6           | 0             | 6            |
| M.P.A.-Master of Performing Arts                                      | 5           | 0             | 5            |
| M.M.C.-Master in Mass Communication                                   | 5           | 0             | 5            |
| B.Voc.-Bachelor of Vocational Education                               | 4           | 0             | 4            |
| P.G.D.M.-Post-Graduate Diploma in Management                          | 2           | 2             | 4            |
| B.H.M.T.T.-Bachelor of Hotel Management, Travel and Tourism           | 3           | 1             | 4            |
| M.Sc. Tech. -Master of Science in Technology                          | 3           | 1             | 4            |
| B.Litt.-Bachelor of Literature  | 1           | 2             | 3            |
| B.H.M.S.-Bachelor of Homeopathic Medicine and Surgery                 | 0           | 3             | 3            |
| M.Ch.-Master of Chirurgiae  | 3           | 0             | 3            |
| M.F.Sc. -Master of Fishery Science                                    | 3           | 0             | 3            |
| B.Lib.I.Sc.-Bachelor of Library & Information Science                 | 1           | 2             | 3            |
| M.Sc.(Medical Physiology)-Master of Science in Medical Physiology     | 1           | 2             | 3            |
| M.Plan.-Master of Planning  | 2           | 1             | 3            |
| B.S. M.S.-Bachelor of Science, Master of Science                      | 2           | 1             | 3            |
| M.Sc.(Medical Anatomy) -Master of Science in Medical Anatomy          | 1           | 2             | 3            |
| M.H.R.D. -Master of Human Resource Development                        | 3           | 0             | 3            |
| M.S.-Master of Science  | 3           | 0             | 3            |
| D.M.-Doctor of Medicine   | 1           | 2             | 3            |
| M.Sc.(Medical Pharmacology)-Master of Science in Medical Pharmacology | 1           | 1             | 2            |
| B.U.M.S.-Bachelor of Unani Medicine and Surgery                       | 2           | 0             | 2            |
| B.N.Y.S.-Bachelor of Naturopathy and Yogic Sciences                   | 1           | 1             | 2            |
| M.J.M.C.-Master of Journalism and Mass Communication                  | 2           | 0             | 2            |
| B.S.M.S.-Bachelor of Sridhar Medicine and Surgery                     | 1           | 1             | 2            |
| B.Ch.E.-Bachelor of Chemical Engineering                              | 1           | 1             | 2            |
| B.G.L.-Bachelor of General Law  | 2           | 0             | 2            |
| M.L. -Master of Laws  | 2           | 0             | 2            |
| M.Lib.Sc. -Master of Library Science                                  | 0           | 2             | 2            |
| D.Pharma-Diploma in Pharmacy  | 1           | 1             | 2            |
| M.F.T. -Master of Foreign Trade                                       | 1           | 0             | 1            |
| B.I.B.F.-Bachelor of International Business and Finance               | 0           | 1             | 1            |
| Integrated Ph.D-Integrated Doctor of Philosophy                       | 0           | 1             | 1            |
| M.O.T. -Master of Occupational Therapy                                | 1           | 0             | 1            |

**Table 18. Foreign Students in Different Programmes  
(based on actual response)**

| <b>Programmes</b>                                 | <b>Male</b>   | <b>Female</b> | <b>Total</b>  |
|---|---------------|---------------|---------------|
| M.L.I.Sc.-Master of Library & Information Science | 1             | 0             | 1             |
| M.Optom. -Master of Optometry                     | 1             | 0             | 1             |
| B.A.M.-Bachelor of Ayurved Medicine               | 0             | 1             | 1             |
| B.F.Sc.-Bachelor of Fisheries Science             | 0             | 1             | 1             |
| B.P.E.-Bachelor of Physical Education             | 1             | 0             | 1             |
| M.F.M.-Master of Fashion Management               | 0             | 1             | 1             |
| <b>Grand Total</b>                                | <b>30,151</b> | <b>15,273</b> | <b>45,424</b> |

**Table 19. GROSS ENROLMENT RATIO IN HIGHER EDUCATION (18-23 YEARS)**

| Sl. No. | State                     | ALL CATEGORIES |             |             | SC          |             |             | ST          |             |             |
|---------|---------------------------|----------------|-------------|-------------|-------------|-------------|-------------|-------------|-------------|-------------|
|         |                           | MALE           | FEMALE      | TOTAL       | MALE        | FEMALE      | TOTAL       | MALE        | FEMALE      | TOTAL       |
| 1       | Andaman & Nicobar Islands | 22.3           | 24.7        | 23.5        | -           | -           | -           | 11.0        | 13.6        | 12.3        |
| 2       | Andhra Pradesh            | 34.7           | 26.9        | 30.8        | 28.6        | 22.4        | 25.5        | 27.4        | 19.8        | 23.4        |
| 3       | Arunachal Pradesh         | 28.8           | 28.5        | 28.7        | -           | -           | -           | 34.4        | 33.2        | 33.8        |
| 4       | Assam                     | 16.2           | 14.7        | 15.4        | 17.5        | 16.0        | 16.8        | 20.8        | 18.0        | 19.3        |
| 5       | Bihar                     | 15.8           | 12.6        | 14.3        | 11.4        | 7.1         | 9.3         | 13.4        | 11.2        | 12.3        |
| 6       | Chandigarh                | 48.4           | 70.4        | 57.6        | 28.6        | 37.8        | 32.7        | -           | -           | -           |
| 7       | Chhatisgarh               | 15.7           | 14.6        | 15.1        | 15.6        | 13.8        | 14.7        | 9.5         | 9.1         | 9.3         |
| 8       | Dadra & Nagar Haveli      | 7.8            | 11.3        | 9.1         | 17.3        | 30.4        | 22.9        | 7.6         | 5.7         | 6.6         |
| 9       | Daman & Diu               | 4.6            | 9.2         | 5.7         | 23.1        | 27.7        | 25.1        | 15.2        | 12.6        | 14.0        |
| 10      | Delhi                     | 43.0           | 48.2        | 45.4        | 30.2        | 28.6        | 29.5        | -           | -           | -           |
| 11      | Goa                       | 25.0           | 30.9        | 27.6        | 27.7        | 26.7        | 27.2        | 17.3        | 24.1        | 20.6        |
| 12      | Gujarat                   | 22.9           | 18.3        | 20.7        | 27.7        | 23.1        | 25.5        | 13.4        | 13.0        | 13.2        |
| 13      | Haryana                   | 25.9           | 26.4        | 26.1        | 17.3        | 16.7        | 17.0        | -           | -           | -           |
| 14      | Himachal Pradesh          | 29.6           | 35.5        | 32.5        | 20.0        | 22.3        | 21.1        | 30.8        | 32.7        | 31.8        |
| 15      | Jammu and Kashmir         | 23.5           | 26.2        | 24.8        | 13.6        | 17.9        | 15.7        | 10.2        | 8.8         | 9.5         |
| 16      | Jharkhand                 | 16.2           | 14.8        | 15.5        | 13.1        | 10.6        | 11.9        | 10.2        | 10.8        | 10.5        |
| 17      | Karnataka                 | 26.3           | 25.9        | 26.1        | 19.3        | 18.0        | 18.7        | 16.9        | 15.1        | 16.1        |
| 18      | Kerala                    | 26.6           | 35.0        | 30.8        | 16.4        | 28.5        | 22.4        | 13.6        | 19.2        | 16.5        |
| 19      | Lakshadweep               | 4.1            | 10.2        | 7.1         | -           | -           | -           | 2.2         | 4.7         | 3.4         |
| 20      | Madhya Pradesh            | 21.1           | 17.9        | 19.6        | 17.0        | 13.8        | 15.5        | 9.8         | 7.4         | 8.6         |
| 21      | Maharashtra               | 31.9           | 27.6        | 29.9        | 31.9        | 27.0        | 29.6        | 18.1        | 11.4        | 14.7        |
| 22      | Manipur                   | 35.3           | 33.1        | 34.2        | 57.8        | 47.8        | 52.8        | 20.9        | 18.5        | 19.7        |
| 23      | Meghalaya                 | 20.4           | 21.1        | 20.8        | 55.3        | 44.3        | 50.1        | 15.7        | 18.4        | 17.1        |
| 24      | Mizoram                   | 25.2           | 23.0        | 24.1        | 192.6       | 96.7        | 158.0       | 25.6        | 23.5        | 24.5        |
| 25      | Nagaland                  | 14.2           | 15.6        | 14.9        | -           | -           | -           | 13.5        | 14.8        | 14.1        |
| 26      | Odisha                    | 21.5           | 17.8        | 19.6        | 16.5        | 12.9        | 14.7        | 10.7        | 8.2         | 9.4         |
| 27      | Puducherry                | 44.2           | 42.1        | 43.2        | 33.2        | 31.7        | 32.5        | -           | -           | -           |
| 28      | Punjab                    | 25.8           | 28.5        | 27.0        | 17.7        | 18.4        | 18.0        | -           | -           | -           |
| 29      | Rajasthan                 | 21.8           | 18.5        | 20.2        | 16.7        | 13.4        | 15.2        | 16.9        | 13.5        | 15.2        |
| 30      | Sikkim                    | 36.7           | 38.5        | 37.6        | 36.2        | 22.5        | 29.1        | 20.0        | 28.8        | 24.5        |
| 31      | Tamil Nadu                | 46.3           | 42.4        | 44.3        | 34.6        | 34.2        | 34.4        | 36.4        | 27.3        | 31.8        |
| 32      | Telangana                 | 39.3           | 33.4        | 36.3        | 38.1        | 34.2        | 36.1        | 39.2        | 28.7        | 33.9        |
| 33      | Tripura                   | 19.9           | 14.0        | 16.9        | 18.0        | 11.3        | 14.6        | 12.9        | 9.1         | 10.9        |
| 34      | Uttar Pradesh             | 24.2           | 24.9        | 24.5        | 20.3        | 20.7        | 20.5        | 33.5        | 27.7        | 30.6        |
| 35      | Uttarakhand               | 33.6           | 32.9        | 33.3        | 23.8        | 23.2        | 23.5        | 40.3        | 36.8        | 38.6        |
| 36      | West Bengal               | 19.1           | 16.2        | 17.7        | 14.2        | 11.5        | 12.8        | 10.6        | 8.4         | 9.5         |
|         | <b>All India</b>          | <b>25.4</b>    | <b>23.5</b> | <b>24.5</b> | <b>20.8</b> | <b>19.0</b> | <b>19.9</b> | <b>15.6</b> | <b>12.9</b> | <b>14.2</b> |

**Table 20. GENDER PARITY INDEX IN HIGHER EDUCATION (18-23 YEARS)**

| Sl. No.          | State                     | All Categories | SC Students | ST Students |
|------------------|---------------------------|----------------|-------------|-------------|
| 1                | Andaman & Nicobar Islands | 1.11           | -           | 1.24        |
| 2                | Andhra Pradesh            | 0.77           | 0.78        | 0.72        |
| 3                | Arunachal Pradesh         | 0.99           | -           | 0.96        |
| 4                | Assam                     | 0.90           | 0.91        | 0.87        |
| 5                | Bihar                     | 0.80           | 0.62        | 0.84        |
| 6                | Chandigarh                | 1.45           | 1.32        | -           |
| 7                | Chhatisgarh               | 0.93           | 0.89        | 0.95        |
| 8                | Dadra & Nagar Haveli      | 1.45           | 1.76        | 0.76        |
| 9                | Daman & Diu               | 2.01           | 1.20        | 0.83        |
| 10               | Delhi                     | 1.12           | 0.95        | -           |
| 11               | Goa                       | 1.23           | 0.97        | 1.39        |
| 12               | Gujarat                   | 0.80           | 0.83        | 0.98        |
| 13               | Haryana                   | 1.02           | 0.96        | -           |
| 14               | Himachal Pradesh          | 1.20           | 1.12        | 1.06        |
| 15               | Jammu and Kashmir         | 1.12           | 1.32        | 0.87        |
| 16               | Jharkhand                 | 0.92           | 0.81        | 1.05        |
| 17               | Karnataka                 | 0.99           | 0.93        | 0.89        |
| 18               | Kerala                    | 1.32           | 1.73        | 1.41        |
| 19               | Lakshdweep                | 2.48           | -           | 2.16        |
| 20               | Madhya Pradesh            | 0.85           | 0.81        | 0.76        |
| 21               | Maharashtra               | 0.86           | 0.85        | 0.63        |
| 22               | Manipur                   | 0.94           | 0.83        | 0.88        |
| 23               | Meghalaya                 | 1.04           | 0.80        | 1.18        |
| 24               | Mizoram                   | 0.91           | 0.50        | 0.92        |
| 25               | Nagaland                  | 1.10           | -           | 1.10        |
| 26               | Odisha                    | 0.83           | 0.78        | 0.77        |
| 27               | Puducherry                | 0.95           | 0.96        | -           |
| 28               | Punjab                    | 1.10           | 1.04        | -           |
| 29               | Rajasthan                 | 0.85           | 0.80        | 0.80        |
| 30               | Sikkim                    | 1.05           | 0.62        | 1.44        |
| 31               | Tamil Nadu                | 0.92           | 0.99        | 0.75        |
| 32               | Telangana                 | 0.85           | 0.90        | 0.73        |
| 33               | Tripura                   | 0.70           | 0.63        | 0.70        |
| 34               | Uttar Pradesh             | 1.03           | 1.02        | 0.83        |
| 35               | Uttarakhand               | 0.98           | 0.97        | 0.91        |
| 36               | West Bengal               | 0.85           | 0.81        | 0.79        |
| <b>All India</b> |                           | <b>0.92</b>    | <b>0.91</b> | <b>0.83</b> |

**Table 21. (a). State-wise Number of Teachers among various social categories**

| State                     | Total         |               |                | SC           |              |               | ST           |              |              | OBC           |               |               |
|---------------------------|---------------|---------------|----------------|--------------|--------------|---------------|--------------|--------------|--------------|---------------|---------------|---------------|
|                           | Male          | Female        | Total          | Male         | Female       | Total         | Male         | Female       | Total        | Male          | Female        | Total         |
| Andaman & Nicobar Islands | 189           | 131           | 320            | 10           | 0            | 10            | 3            | 6            | 9            | 26            | 18            | 44            |
| Andhra Pradesh            | 71723         | 36389         | 108112         | 8738         | 5413         | 14151         | 1548         | 769          | 2317         | 22838         | 10655         | 33493         |
| Arunachal Pradesh         | 731           | 338           | 1069           | 22           | 6            | 28            | 257          | 243          | 500          | 85            | 14            | 99            |
| Assam                     | 13954         | 8528          | 22482          | 747          | 454          | 1201          | 1262         | 899          | 2161         | 2644          | 1915          | 4559          |
| Bihar                     | 24687         | 5257          | 29944          | 500          | 93           | 593           | 98           | 53           | 151          | 6176          | 1225          | 7401          |
| Chandigarh                | 1343          | 1883          | 3226           | 166          | 80           | 246           | 14           | 7            | 21           | 84            | 38            | 122           |
| Chhatisgarh               | 11343         | 9183          | 20526          | 824          | 520          | 1344          | 566          | 533          | 1099         | 2537          | 1739          | 4276          |
| Dadra & Nagar Haveli      | 107           | 92            | 199            | 10           | 0            | 10            | 4            | 4            | 8            | 14            | 3             | 17            |
| Daman & Diu               | 124           | 66            | 190            | 15           | 4            | 19            | 4            | 2            | 6            | 11            | 4             | 15            |
| Delhi                     | 9506          | 10576         | 20082          | 902          | 637          | 1539          | 255          | 185          | 440          | 735           | 502           | 1237          |
| Goa                       | 1321          | 1310          | 2631           | 53           | 4            | 57            | 54           | 4            | 58           | 77            | 53            | 130           |
| Gujarat                   | 35435         | 20212         | 55647          | 1818         | 855          | 2673          | 1419         | 798          | 2217         | 5989          | 2808          | 8797          |
| Haryana                   | 25061         | 20661         | 45722          | 1369         | 718          | 2087          | 62           | 37           | 99           | 2182          | 1438          | 3620          |
| Himachal Pradesh          | 6277          | 4722          | 10999          | 529          | 302          | 831           | 180          | 130          | 310          | 315           | 222           | 537           |
| Jammu and Kashmir         | 6589          | 4268          | 10857          | 258          | 95           | 353           | 117          | 69           | 186          | 99            | 52            | 151           |
| Jharkhand                 | 8221          | 2957          | 11178          | 260          | 72           | 332           | 432          | 496          | 928          | 2155          | 554           | 2709          |
| Karnataka                 | 79092         | 57449         | 136541         | 6664         | 3200         | 9864          | 1925         | 822          | 2747         | 22463         | 15446         | 37909         |
| Kerala                    | 25024         | 34572         | 59596          | 775          | 1018         | 1793          | 71           | 80           | 151          | 7088          | 10158         | 17246         |
| Lakshadweep               | 27            | 13            | 40             | 2            | 1            | 3             | 6            | 9            | 15           | 12            | 2             | 14            |
| Madhya Pradesh            | 44964         | 28381         | 73345          | 2629         | 1222         | 3851          | 854          | 601          | 1455         | 7489          | 4184          | 11673         |
| Maharashtra               | 103609        | 62029         | 165638         | 11004        | 4995         | 15999         | 1754         | 578          | 2332         | 18727         | 9781          | 28508         |
| Manipur                   | 2666          | 2153          | 4819           | 174          | 71           | 245           | 384          | 272          | 656          | 259           | 270           | 529           |
| Meghalaya                 | 1300          | 1643          | 2943           | 32           | 16           | 48            | 629          | 1235         | 1864         | 45            | 13            | 58            |
| Mizoram                   | 918           | 740           | 1658           | 29           | 12           | 41            | 658          | 682          | 1340         | 66            | 16            | 82            |
| Nagaland                  | 1027          | 1123          | 2150           | 24           | 11           | 35            | 657          | 988          | 1645         | 41            | 30            | 71            |
| Odisha                    | 29157         | 14491         | 43648          | 995          | 525          | 1520          | 431          | 374          | 805          | 3543          | 1478          | 5021          |
| Puducherry                | 4071          | 2520          | 6591           | 481          | 241          | 722           | 43           | 11           | 54           | 2104          | 1496          | 3600          |
| Punjab                    | 24869         | 30838         | 55707          | 1431         | 1372         | 2803          | 47           | 27           | 74           | 926           | 788           | 1714          |
| Rajasthan                 | 46110         | 22794         | 68904          | 3928         | 953          | 4881          | 1941         | 481          | 2422         | 10683         | 4673          | 15356         |
| Sikkim                    | 826           | 572           | 1398           | 36           | 20           | 56            | 120          | 182          | 302          | 149           | 137           | 286           |
| Tamil Nadu                | 114871        | 94357         | 209228         | 10428        | 7786         | 18214         | 379          | 289          | 668          | 65862         | 56607         | 122469        |
| Telangana                 | 59268         | 33457         | 92725          | 5853         | 3282         | 9135          | 2758         | 931          | 3689         | 21857         | 10522         | 32379         |
| Tripura                   | 1615          | 851           | 2466           | 198          | 106          | 304           | 179          | 108          | 287          | 92            | 49            | 141           |
| Uttar Pradesh             | 120613        | 55105         | 175718         | 9742         | 3569         | 13311         | 356          | 144          | 500          | 27259         | 10385         | 37644         |
| Uttarakhand               | 11983         | 6370          | 18353          | 878          | 352          | 1230          | 117          | 57           | 174          | 1168          | 504           | 1672          |
| West Bengal               | 36344         | 17817         | 54161          | 2875         | 891          | 3766          | 288          | 196          | 484          | 1607          | 380           | 1987          |
| <b>All India</b>          | <b>924965</b> | <b>593848</b> | <b>1518813</b> | <b>74399</b> | <b>38896</b> | <b>113295</b> | <b>19872</b> | <b>12302</b> | <b>32174</b> | <b>237407</b> | <b>148159</b> | <b>385566</b> |

**Table 21. (b). State-wise Number of Teachers among Minority & PWD**

| State                     | PWD         |             |             | Muslim       |              |              | Other Minority Communities |              |              |
|---------------------------|-------------|-------------|-------------|--------------|--------------|--------------|----------------------------|--------------|--------------|
|                           | Male        | Female      | Total       | Male         | Female       | Total        | Male                       | Female       | Total        |
| Andaman & Nicobar Islands | 1           | 1           | 2           | 9            | 15           | 24           | 13                         | 24           | 37           |
| Andhra Pradesh            | 163         | 38          | 201         | 1749         | 739          | 2488         | 371                        | 337          | 708          |
| Arunachal Pradesh         | 0           | 1           | 1           | 20           | 4            | 24           | 19                         | 11           | 30           |
| Assam                     | 44          | 17          | 61          | 1690         | 373          | 2063         | 75                         | 76           | 151          |
| Bihar                     | 43          | 8           | 51          | 4316         | 258          | 4574         | 58                         | 62           | 120          |
| Chandigarh                | 17          | 6           | 23          | 3            | 2            | 5            | 96                         | 168          | 264          |
| Chhatisgarh               | 36          | 13          | 49          | 148          | 155          | 303          | 167                        | 325          | 492          |
| Dadra & Nagar Haveli      | 0           | 0           | 0           | 2            | 0            | 2            | 6                          | 10           | 16           |
| Daman & Diu               | 1           | 0           | 1           | 0            | 1            | 1            | 3                          | 2            | 5            |
| Delhi                     | 157         | 52          | 209         | 277          | 170          | 447          | 100                        | 246          | 346          |
| Goa                       | 4           | 4           | 8           | 18           | 18           | 36           | 165                        | 312          | 477          |
| Gujarat                   | 123         | 33          | 156         | 589          | 225          | 814          | 240                        | 248          | 488          |
| Haryana                   | 56          | 44          | 100         | 186          | 58           | 244          | 233                        | 267          | 500          |
| Himachal Pradesh          | 30          | 19          | 49          | 23           | 10           | 33           | 50                         | 57           | 107          |
| Jammu and Kashmir         | 17          | 22          | 39          | 3337         | 1499         | 4836         | 170                        | 176          | 346          |
| Jharkhand                 | 80          | 16          | 96          | 404          | 107          | 511          | 113                        | 128          | 241          |
| Karnataka                 | 224         | 116         | 340         | 2581         | 2109         | 4690         | 2101                       | 3177         | 5278         |
| Kerala                    | 108         | 120         | 228         | 2520         | 2267         | 4787         | 4017                       | 5910         | 9927         |
| Lakshadweep               | 0           | 0           | 0           | 13           | 6            | 19           | 1                          | 0            | 1            |
| Madhya Pradesh            | 128         | 61          | 189         | 852          | 615          | 1467         | 662                        | 932          | 1594         |
| Maharashtra               | 386         | 155         | 541         | 2550         | 1365         | 3915         | 1173                       | 1280         | 2453         |
| Manipur                   | 4           | 2           | 6           | 64           | 13           | 77           | 64                         | 38           | 102          |
| Meghalaya                 | 2           | 0           | 2           | 81           | 28           | 109          | 258                        | 423          | 681          |
| Mizoram                   | 2           | 0           | 2           | 12           | 1            | 13           | 642                        | 672          | 1314         |
| Nagaland                  | 1           | 0           | 1           | 8            | 1            | 9            | 283                        | 383          | 666          |
| Odisha                    | 64          | 27          | 91          | 180          | 82           | 262          | 85                         | 108          | 193          |
| Puducherry                | 20          | 3           | 23          | 88           | 33           | 121          | 207                        | 155          | 362          |
| Punjab                    | 69          | 56          | 125         | 123          | 42           | 165          | 3037                       | 4345         | 7382         |
| Rajasthan                 | 143         | 79          | 222         | 782          | 280          | 1062         | 492                        | 501          | 993          |
| Sikkim                    | 4           | 1           | 5           | 17           | 3            | 20           | 29                         | 34           | 63           |
| Tamil Nadu                | 372         | 265         | 637         | 2025         | 1552         | 3577         | 4958                       | 7476         | 12434        |
| Telangana                 | 174         | 78          | 252         | 3452         | 2279         | 5731         | 474                        | 561          | 1035         |
| Tripura                   | 6           | 1           | 7           | 18           | 2            | 20           | 10                         | 5            | 15           |
| Uttar Pradesh             | 588         | 339         | 927         | 4493         | 1785         | 6278         | 861                        | 831          | 1692         |
| Uttarakhand               | 27          | 11          | 38          | 161          | 55           | 216          | 49                         | 55           | 104          |
| West Bengal               | 96          | 22          | 118         | 1632         | 433          | 2065         | 91                         | 92           | 183          |
| <b>All India</b>          | <b>3190</b> | <b>1610</b> | <b>4800</b> | <b>34423</b> | <b>16585</b> | <b>51008</b> | <b>21373</b>               | <b>29427</b> | <b>50800</b> |

**Table 22. State & Post-Wise Number of Male & Female Teacher**

| State                     | Professor & Equivalent |              |               | Reader & Associate Professor |              |               |
|---------------------------|------------------------|--------------|---------------|------------------------------|--------------|---------------|
|                           | Male                   | Female       | Total         | Male                         | Female       | Total         |
| Andaman & Nicobar Islands | 12                     | 0            | 12            | 40                           | 11           | 51            |
| Andhra Pradesh            | 8095                   | 2128         | 10223         | 7367                         | 2662         | 10029         |
| Arunachal Pradesh         | 103                    | 12           | 115           | 137                          | 25           | 162           |
| Assam                     | 1309                   | 335          | 1644          | 3136                         | 1719         | 4855          |
| Bihar                     | 2130                   | 445          | 2575          | 3694                         | 897          | 4591          |
| Chandigarh                | 476                    | 279          | 755           | 190                          | 366          | 556           |
| Chhatisgarh               | 1064                   | 439          | 1503          | 1075                         | 576          | 1651          |
| Dadra & Nagar Haveli      | 5                      | 2            | 7             | 2                            | 0            | 2             |
| Daman & Diu               | 10                     | 2            | 12            | 27                           | 9            | 36            |
| Delhi                     | 2115                   | 969          | 3084          | 2142                         | 2663         | 4805          |
| Goa                       | 162                    | 45           | 207           | 295                          | 256          | 551           |
| Gujarat                   | 3833                   | 1420         | 5253          | 5486                         | 2448         | 7934          |
| Haryana                   | 2985                   | 1026         | 4011          | 3005                         | 2512         | 5517          |
| Himachal Pradesh          | 977                    | 284          | 1261          | 956                          | 493          | 1449          |
| Jammu and Kashmir         | 813                    | 300          | 1113          | 743                          | 444          | 1187          |
| Jharkhand                 | 766                    | 119          | 885           | 1146                         | 359          | 1505          |
| Karnataka                 | 12868                  | 4612         | 17480         | 11407                        | 6025         | 17432         |
| Kerala                    | 3412                   | 2103         | 5515          | 3592                         | 3089         | 6681          |
| Lakshadweep               | 3                      | 0            | 3             | 4                            | 0            | 4             |
| Madhya Pradesh            | 5771                   | 2662         | 8433          | 5103                         | 2524         | 7627          |
| Maharashtra               | 11255                  | 3800         | 15055         | 14552                        | 6779         | 21331         |
| Manipur                   | 285                    | 98           | 383           | 599                          | 443          | 1042          |
| Meghalaya                 | 98                     | 39           | 137           | 263                          | 256          | 519           |
| Mizoram                   | 99                     | 17           | 116           | 283                          | 211          | 494           |
| Nagaland                  | 98                     | 31           | 129           | 92                           | 106          | 198           |
| Odisha                    | 2460                   | 612          | 3072          | 3187                         | 1179         | 4366          |
| Puducherry                | 679                    | 214          | 893           | 655                          | 290          | 945           |
| Punjab                    | 2491                   | 1317         | 3808          | 2682                         | 2672         | 5354          |
| Rajasthan                 | 5176                   | 1816         | 6992          | 3321                         | 1291         | 4612          |
| Sikkim                    | 81                     | 29           | 110           | 100                          | 39           | 139           |
| Tamil Nadu                | 13297                  | 5558         | 18855         | 12833                        | 8562         | 21395         |
| Telangana                 | 6026                   | 1568         | 7594          | 6252                         | 3050         | 9302          |
| Tripura                   | 141                    | 32           | 173           | 186                          | 105          | 291           |
| Uttar Pradesh             | 13387                  | 4209         | 17596         | 13617                        | 5914         | 19531         |
| Uttrakhand                | 1611                   | 357          | 1968          | 1392                         | 737          | 2129          |
| West Bengal               | 4184                   | 865          | 5049          | 4269                         | 2115         | 6384          |
| <b>All India</b>          | <b>108277</b>          | <b>37744</b> | <b>146021</b> | <b>113830</b>                | <b>60827</b> | <b>174657</b> |

**Table 22. State & Post-Wise Number of Male & Female Teacher**

| State                     | Lecturer/ Assistant Professor |               |                | Demonstrator/ Tutor |              |              |
|---------------------------|-------------------------------|---------------|----------------|---------------------|--------------|--------------|
|                           | Male                          | Female        | Total          | Male                | Female       | Total        |
| Andaman & Nicobar Islands | 60                            | 27            | 87             | 0                   | 0            | 0            |
| Andhra Pradesh            | 52084                         | 25660         | 77744          | 1096                | 4013         | 5109         |
| Arunachal Pradesh         | 467                           | 283           | 750            | 10                  | 0            | 10           |
| Assam                     | 7655                          | 4780          | 12435          | 658                 | 367          | 1025         |
| Bihar                     | 13925                         | 3078          | 17003          | 1019                | 369          | 1388         |
| Chandigarh                | 555                           | 870           | 1425           | 7                   | 6            | 13           |
| Chhatisgarh               | 7316                          | 5485          | 12801          | 700                 | 1307         | 2007         |
| Dadra & Nagar Haveli      | 85                            | 78            | 163            | 4                   | 8            | 12           |
| Daman & Diu               | 72                            | 47            | 119            | 0                   | 0            | 0            |
| Delhi                     | 4230                          | 5070          | 9300           | 59                  | 378          | 437          |
| Goa                       | 686                           | 628           | 1314           | 36                  | 55           | 91           |
| Gujarat                   | 22571                         | 12281         | 34852          | 1203                | 2339         | 3542         |
| Haryana                   | 17540                         | 14064         | 31604          | 775                 | 876          | 1651         |
| Himachal Pradesh          | 3824                          | 2903          | 6727           | 170                 | 698          | 868          |
| Jammu and Kashmir         | 2939                          | 2318          | 5257           | 251                 | 223          | 474          |
| Jharkhand                 | 5567                          | 2056          | 7623           | 210                 | 141          | 351          |
| Karnataka                 | 43027                         | 32871         | 75898          | 5055                | 7529         | 12584        |
| Kerala                    | 15293                         | 23271         | 38564          | 1260                | 2361         | 3621         |
| Lakshadweep               | 20                            | 13            | 33             | 0                   | 0            | 0            |
| Madhya Pradesh            | 29034                         | 18344         | 47378          | 2443                | 2859         | 5302         |
| Maharashtra               | 68752                         | 42463         | 111215         | 1982                | 2284         | 4266         |
| Manipur                   | 1495                          | 1259          | 2754           | 62                  | 89           | 151          |
| Meghalaya                 | 828                           | 1221          | 2049           | 22                  | 33           | 55           |
| Mizoram                   | 353                           | 303           | 656            | 19                  | 82           | 101          |
| Nagaland                  | 791                           | 908           | 1699           | 23                  | 45           | 68           |
| Odisha                    | 20317                         | 9424          | 29741          | 1886                | 2061         | 3947         |
| Puducherry                | 2344                          | 1570          | 3914           | 292                 | 338          | 630          |
| Punjab                    | 17229                         | 18703         | 35932          | 905                 | 4290         | 5195         |
| Rajasthan                 | 35433                         | 18631         | 54064          | 1459                | 579          | 2038         |
| Sikkim                    | 453                           | 278           | 731            | 108                 | 152          | 260          |
| Tamil Nadu                | 83587                         | 72244         | 155831         | 2536                | 5519         | 8055         |
| Telangana                 | 44302                         | 25055         | 69357          | 568                 | 2225         | 2793         |
| Tripura                   | 865                           | 392           | 1257           | 295                 | 244          | 539          |
| Uttar Pradesh             | 83288                         | 37657         | 120945         | 3286                | 3416         | 6702         |
| Uttrakhand                | 7496                          | 4126          | 11622          | 565                 | 517          | 1082         |
| West Bengal               | 18132                         | 8220          | 26352          | 1681                | 885          | 2566         |
| <b>All India</b>          | <b>612615</b>                 | <b>396581</b> | <b>1009196</b> | <b>30645</b>        | <b>46288</b> | <b>76933</b> |



**Table 22. State & Post-Wise Number of Male & Female Teacher**

| State                     | Temporary Teacher etc |              |               | Grand Total   |               |                | Visiting Teacher |             |              |
|---------------------------|-----------------------|--------------|---------------|---------------|---------------|----------------|------------------|-------------|--------------|
|                           | Male                  | Female       | Total         | Male          | Female        | Total          | Male             | Female      | Total        |
| Andaman & Nicobar Islands | 77                    | 93           | 170           | 189           | 131           | 320            | 11               | 28          | 39           |
| Andhra Pradesh            | 3081                  | 1926         | 5007          | 71723         | 36389         | 108112         | 229              | 91          | 320          |
| Arunachal Pradesh         | 14                    | 18           | 32            | 731           | 338           | 1069           | 0                | 0           | 0            |
| Assam                     | 1196                  | 1327         | 2523          | 13954         | 8528          | 22482          | 124              | 39          | 163          |
| Bihar                     | 3919                  | 468          | 4387          | 24687         | 5257          | 29944          | 1237             | 322         | 1559         |
| Chandigarh                | 115                   | 362          | 477           | 1343          | 1883          | 3226           | 30               | 88          | 118          |
| Chhatisgarh               | 1188                  | 1376         | 2564          | 11343         | 9183          | 20526          | 135              | 94          | 229          |
| Dadra & Nagar Haveli      | 11                    | 4            | 15            | 107           | 92            | 199            | 0                | 1           | 1            |
| Daman & Diu               | 15                    | 8            | 23            | 124           | 66            | 190            | 3                | 4           | 7            |
| Delhi                     | 960                   | 1496         | 2456          | 9506          | 10576         | 20082          | 329              | 221         | 550          |
| Goa                       | 142                   | 326          | 468           | 1321          | 1310          | 2631           | 127              | 334         | 461          |
| Gujarat                   | 2342                  | 1724         | 4066          | 35435         | 20212         | 55647          | 2111             | 1405        | 3516         |
| Haryana                   | 756                   | 2183         | 2939          | 25061         | 20661         | 45722          | 309              | 527         | 836          |
| Himachal Pradesh          | 350                   | 344          | 694           | 6277          | 4722          | 10999          | 84               | 76          | 160          |
| Jammu and Kashmir         | 1843                  | 983          | 2826          | 6589          | 4268          | 10857          | 67               | 24          | 91           |
| Jharkhand                 | 532                   | 282          | 814           | 8221          | 2957          | 11178          | 196              | 103         | 299          |
| Karnataka                 | 6735                  | 6412         | 13147         | 79092         | 57449         | 136541         | 928              | 524         | 1452         |
| Kerala                    | 1467                  | 3748         | 5215          | 25024         | 34572         | 59596          | 173              | 188         | 361          |
| Lakshadweep               | 0                     | 0            | 0             | 27            | 13            | 40             | 0                | 0           | 0            |
| Madhya Pradesh            | 2613                  | 1992         | 4605          | 44964         | 28381         | 73345          | 511              | 353         | 864          |
| Maharashtra               | 7068                  | 6703         | 13771         | 103609        | 62029         | 165638         | 3139             | 2401        | 5540         |
| Manipur                   | 225                   | 264          | 489           | 2666          | 2153          | 4819           | 17               | 17          | 34           |
| Meghalaya                 | 89                    | 94           | 183           | 1300          | 1643          | 2943           | 10               | 1           | 11           |
| Mizoram                   | 164                   | 127          | 291           | 918           | 740           | 1658           | 17               | 10          | 27           |
| Nagaland                  | 23                    | 33           | 56            | 1027          | 1123          | 2150           | 22               | 18          | 40           |
| Odisha                    | 1307                  | 1215         | 2522          | 29157         | 14491         | 43648          | 408              | 171         | 579          |
| Puducherry                | 101                   | 108          | 209           | 4071          | 2520          | 6591           | 10               | 4           | 14           |
| Punjab                    | 1562                  | 3856         | 5418          | 24869         | 30838         | 55707          | 136              | 284         | 420          |
| Rajasthan                 | 721                   | 477          | 1198          | 46110         | 22794         | 68904          | 230              | 132         | 362          |
| Sikkim                    | 84                    | 74           | 158           | 826           | 572           | 1398           | 3                | 9           | 12           |
| Tamil Nadu                | 2618                  | 2474         | 5092          | 114871        | 94357         | 209228         | 354              | 155         | 509          |
| Telangana                 | 2120                  | 1559         | 3679          | 59268         | 33457         | 92725          | 135              | 71          | 206          |
| Tripura                   | 128                   | 78           | 206           | 1615          | 851           | 2466           | 128              | 112         | 240          |
| Uttar Pradesh             | 7035                  | 3909         | 10944         | 120613        | 55105         | 175718         | 539              | 204         | 743          |
| Uttrakhand                | 919                   | 633          | 1552          | 11983         | 6370          | 18353          | 76               | 35          | 111          |
| West Bengal               | 8078                  | 5732         | 13810         | 36344         | 17817         | 54161          | 2253             | 1254        | 3507         |
| <b>All India</b>          | <b>59598</b>          | <b>52408</b> | <b>112006</b> | <b>924965</b> | <b>593848</b> | <b>1518813</b> | <b>14081</b>     | <b>9300</b> | <b>23381</b> |

**Table 22a. Post-Wise Number of Teachers in Universities & its Colleges**

| State                     | Professor & Equivalent |              |               | Reader & Associate Professor |              |               |
|---------------------------|------------------------|--------------|---------------|------------------------------|--------------|---------------|
|                           | Male                   | Female       | Total         | Male                         | Female       | Total         |
| Andaman & Nicobar Islands | 12                     | 0            | 12            | 40                           | 11           | 51            |
| Andhra Pradesh            | 7701                   | 1793         | 9494          | 7312                         | 2636         | 9948          |
| Arunachal Pradesh         | 100                    | 12           | 112           | 137                          | 24           | 161           |
| Assam                     | 1286                   | 316          | 1602          | 3131                         | 1717         | 4848          |
| Bihar                     | 1984                   | 393          | 2377          | 3685                         | 895          | 4580          |
| Chandigarh                | 474                    | 275          | 749           | 189                          | 364          | 553           |
| Chhatisgarh               | 1028                   | 409          | 1437          | 1065                         | 575          | 1640          |
| Dadra & Nagar Haveli      | 4                      | 2            | 6             | 2                            | 0            | 2             |
| Daman & Diu               | 10                     | 2            | 12            | 27                           | 9            | 36            |
| Delhi                     | 2028                   | 877          | 2905          | 2111                         | 2635         | 4746          |
| Goa                       | 140                    | 44           | 184           | 275                          | 252          | 527           |
| Gujarat                   | 3619                   | 1288         | 4907          | 5442                         | 2436         | 7878          |
| Haryana                   | 2855                   | 990          | 3845          | 2974                         | 2479         | 5453          |
| Himachal Pradesh          | 920                    | 247          | 1167          | 936                          | 488          | 1424          |
| Jammu and Kashmir         | 739                    | 240          | 979           | 735                          | 439          | 1174          |
| Jharkhand                 | 696                    | 113          | 809           | 1087                         | 350          | 1437          |
| Karnataka                 | 11873                  | 4103         | 15976         | 11276                        | 5899         | 17175         |
| Kerala                    | 3212                   | 1785         | 4997          | 3547                         | 3066         | 6613          |
| Lakshadweep               | 3                      | 0            | 3             | 4                            | 0            | 4             |
| Madhya Pradesh            | 5667                   | 2591         | 8258          | 5050                         | 2491         | 7541          |
| Maharashtra               | 9834                   | 3250         | 13084         | 14208                        | 6552         | 20760         |
| Manipur                   | 284                    | 98           | 382           | 599                          | 443          | 1042          |
| Meghalaya                 | 92                     | 29           | 121           | 256                          | 255          | 511           |
| Mizoram                   | 90                     | 11           | 101           | 282                          | 209          | 491           |
| Nagaland                  | 94                     | 26           | 120           | 92                           | 106          | 198           |
| Odisha                    | 2182                   | 406          | 2588          | 3148                         | 1169         | 4317          |
| Puducherry                | 664                    | 206          | 870           | 655                          | 290          | 945           |
| Punjab                    | 2301                   | 1141         | 3442          | 2583                         | 2601         | 5184          |
| Rajasthan                 | 4840                   | 1759         | 6599          | 3278                         | 1282         | 4560          |
| Sikkim                    | 74                     | 28           | 102           | 100                          | 39           | 139           |
| Tamil Nadu                | 12375                  | 5143         | 17518         | 12710                        | 8508         | 21218         |
| Telangana                 | 5847                   | 1375         | 7222          | 6190                         | 2942         | 9132          |
| Tripura                   | 140                    | 29           | 169           | 186                          | 105          | 291           |
| Uttar Pradesh             | 12165                  | 3693         | 15858         | 13287                        | 5743         | 19030         |
| Uttrakhand                | 1506                   | 347          | 1853          | 1379                         | 729          | 2108          |
| West Bengal               | 3872                   | 785          | 4657          | 4209                         | 2059         | 6268          |
| <b>All India</b>          | <b>100711</b>          | <b>33806</b> | <b>134517</b> | <b>112187</b>                | <b>59798</b> | <b>171985</b> |

**Table 22a. Post-Wise Number of Teachers in Universities & its Colleges**

| State                     | Lecturer/ Assistant Professor |               |               | Demonstrator/ Tutor |              |              |
|---------------------------|-------------------------------|---------------|---------------|---------------------|--------------|--------------|
|                           | Male                          | Female        | Total         | Male                | Female       | Total        |
| Andaman & Nicobar Islands | 60                            | 27            | 87            | 0                   | 0            | 0            |
| Andhra Pradesh            | 48364                         | 23750         | 72114         | 926                 | 1808         | 2734         |
| Arunachal Pradesh         | 424                           | 270           | 694           | 10                  | 0            | 10           |
| Assam                     | 7270                          | 4586          | 11856         | 484                 | 234          | 718          |
| Bihar                     | 13086                         | 2927          | 16013         | 911                 | 249          | 1160         |
| Chandigarh                | 515                           | 791           | 1306          | 7                   | 6            | 13           |
| Chhatisgarh               | 7158                          | 5341          | 12499         | 685                 | 1167         | 1852         |
| Dadra & Nagar Haveli      | 85                            | 78            | 163           | 4                   | 8            | 12           |
| Daman & Diu               | 67                            | 45            | 112           | 0                   | 0            | 0            |
| Delhi                     | 3833                          | 4621          | 8454          | 49                  | 191          | 240          |
| Goa                       | 406                           | 544           | 950           | 34                  | 51           | 85           |
| Gujarat                   | 21994                         | 11895         | 33889         | 1024                | 1563         | 2587         |
| Haryana                   | 14779                         | 12927         | 27706         | 663                 | 748          | 1411         |
| Himachal Pradesh          | 3238                          | 2607          | 5845          | 106                 | 419          | 525          |
| Jammu and Kashmir         | 2563                          | 2073          | 4636          | 212                 | 133          | 345          |
| Jharkhand                 | 5207                          | 1963          | 7170          | 203                 | 93           | 296          |
| Karnataka                 | 35347                         | 27829         | 63176         | 3613                | 4822         | 8435         |
| Kerala                    | 14205                         | 22209         | 36414         | 780                 | 1147         | 1927         |
| Lakshadweep               | 20                            | 13            | 33            | 0                   | 0            | 0            |
| Madhya Pradesh            | 28358                         | 17970         | 46328         | 1957                | 2219         | 4176         |
| Maharashtra               | 54761                         | 34016         | 88777         | 1804                | 1909         | 3713         |
| Manipur                   | 1491                          | 1258          | 2749          | 57                  | 88           | 145          |
| Meghalaya                 | 782                           | 1170          | 1952          | 9                   | 4            | 13           |
| Mizoram                   | 286                           | 225           | 511           | 12                  | 44           | 56           |
| Nagaland                  | 742                           | 835           | 1577          | 9                   | 15           | 24           |
| Odisha                    | 16330                         | 7718          | 24048         | 1356                | 624          | 1980         |
| Puducherry                | 2168                          | 1480          | 3648          | 292                 | 331          | 623          |
| Punjab                    | 12354                         | 16267         | 28621         | 558                 | 2907         | 3465         |
| Rajasthan                 | 30507                         | 17652         | 48159         | 1269                | 502          | 1771         |
| Sikkim                    | 428                           | 269           | 697           | 86                  | 138          | 224          |
| Tamil Nadu                | 66973                         | 64968         | 131941        | 2226                | 4598         | 6824         |
| Telangana                 | 42492                         | 24206         | 66698         | 496                 | 904          | 1400         |
| Tripura                   | 852                           | 376           | 1228          | 295                 | 189          | 484          |
| Uttar Pradesh             | 77127                         | 35364         | 112491        | 1549                | 1238         | 2787         |
| Uttrakhand                | 6371                          | 3649          | 10020         | 389                 | 405          | 794          |
| West Bengal               | 15203                         | 7307          | 22510         | 1248                | 655          | 1903         |
| <b>All India</b>          | <b>535846</b>                 | <b>359226</b> | <b>895072</b> | <b>23323</b>        | <b>29409</b> | <b>52732</b> |

**Table 22a. Post-Wise Number of Teachers in Universities & its Colleges**

| State                     | Temporary Teacher etc |              |               | Grand Total   |               |                | Visiting Teacher |             |              |
|---------------------------|-----------------------|--------------|---------------|---------------|---------------|----------------|------------------|-------------|--------------|
|                           | Male                  | Female       | Total         | Male          | Female        | Total          | Male             | Female      | Total        |
| Andaman & Nicobar Islands | 77                    | 93           | 170           | 189           | 131           | 320            | 11               | 28          | 39           |
| Andhra Pradesh            | 2821                  | 1753         | 4574          | 67124         | 31740         | 98864          | 227              | 88          | 315          |
| Arunachal Pradesh         | 12                    | 10           | 22            | 683           | 316           | 999            | 0                | 0           | 0            |
| Assam                     | 1156                  | 1287         | 2443          | 13327         | 8140          | 21467          | 111              | 32          | 143          |
| Bihar                     | 3837                  | 441          | 4278          | 23503         | 4905          | 28408          | 1199             | 316         | 1515         |
| Chandigarh                | 111                   | 354          | 465           | 1296          | 1790          | 3086           | 24               | 82          | 106          |
| Chhatisgarh               | 1186                  | 1367         | 2553          | 11122         | 8859          | 19981          | 135              | 94          | 229          |
| Dadra & Nagar Haveli      | 11                    | 4            | 15            | 106           | 92            | 198            | 0                | 1           | 1            |
| Daman & Diu               | 15                    | 8            | 23            | 119           | 64            | 183            | 3                | 4           | 7            |
| Delhi                     | 797                   | 1408         | 2205          | 8818          | 9732          | 18550          | 304              | 203         | 507          |
| Goa                       | 127                   | 296          | 423           | 982           | 1187          | 2169           | 119              | 308         | 427          |
| Gujarat                   | 2317                  | 1701         | 4018          | 34396         | 18883         | 53279          | 2088             | 1394        | 3482         |
| Haryana                   | 701                   | 2151         | 2852          | 21972         | 19295         | 41267          | 280              | 505         | 785          |
| Himachal Pradesh          | 309                   | 316          | 625           | 5509          | 4077          | 9586           | 65               | 58          | 123          |
| Jammu and Kashmir         | 1710                  | 869          | 2579          | 5959          | 3754          | 9713           | 45               | 13          | 58           |
| Jharkhand                 | 458                   | 269          | 727           | 7651          | 2788          | 10439          | 188              | 101         | 289          |
| Karnataka                 | 6416                  | 6070         | 12486         | 68525         | 48723         | 117248         | 858              | 465         | 1323         |
| Kerala                    | 1414                  | 3651         | 5065          | 23158         | 31858         | 55016          | 163              | 181         | 344          |
| Lakshadweep               | 0                     | 0            | 0             | 27            | 13            | 40             | 0                | 0           | 0            |
| Madhya Pradesh            | 2426                  | 1899         | 4325          | 43458         | 27170         | 70628          | 407              | 310         | 717          |
| Maharashtra               | 6587                  | 6311         | 12898         | 87194         | 52038         | 139232         | 2784             | 2119        | 4903         |
| Manipur                   | 225                   | 264          | 489           | 2656          | 2151          | 4807           | 11               | 13          | 24           |
| Meghalaya                 | 83                    | 87           | 170           | 1222          | 1545          | 2767           | 10               | 1           | 11           |
| Mizoram                   | 148                   | 119          | 267           | 818           | 608           | 1426           | 15               | 6           | 21           |
| Nagaland                  | 20                    | 30           | 50            | 957           | 1012          | 1969           | 22               | 18          | 40           |
| Odisha                    | 1138                  | 1026         | 2164          | 24154         | 10943         | 35097          | 396              | 165         | 561          |
| Puducherry                | 43                    | 61           | 104           | 3822          | 2368          | 6190           | 10               | 4           | 14           |
| Punjab                    | 1359                  | 3717         | 5076          | 19155         | 26633         | 45788          | 125              | 268         | 393          |
| Rajasthan                 | 619                   | 456          | 1075          | 40513         | 21651         | 62164          | 181              | 108         | 289          |
| Sikkim                    | 72                    | 70           | 142           | 760           | 544           | 1304           | 3                | 9           | 12           |
| Tamil Nadu                | 1977                  | 1921         | 3898          | 96261         | 85138         | 181399         | 339              | 152         | 491          |
| Telangana                 | 1900                  | 1356         | 3256          | 56925         | 30783         | 87708          | 122              | 50          | 172          |
| Tripura                   | 128                   | 78           | 206           | 1601          | 777           | 2378           | 126              | 112         | 238          |
| Uttar Pradesh             | 6660                  | 3803         | 10463         | 110788        | 49841         | 160629         | 373              | 158         | 531          |
| Uttarakhand               | 777                   | 557          | 1334          | 10422         | 5687          | 16109          | 67               | 34          | 101          |
| West Bengal               | 7584                  | 5481         | 13065         | 32116         | 16287         | 48403          | 1964             | 1162        | 3126         |
| <b>All India</b>          | <b>55221</b>          | <b>49284</b> | <b>104505</b> | <b>827288</b> | <b>531523</b> | <b>1358811</b> | <b>12775</b>     | <b>8562</b> | <b>21337</b> |

**Table 22b. Number of Teachers in Universities teaching departments and its Constituent Units/Off-campus Centres**

| State                     | Professor & Equivalent |             |              | Reader & Associate Professor |             |              | Lecturer/ Assistant Professor |              |              |
|---------------------------|------------------------|-------------|--------------|------------------------------|-------------|--------------|-------------------------------|--------------|--------------|
|                           | Male                   | Female      | Total        | Male                         | Female      | Total        | Male                          | Female       | Total        |
| Andaman & Nicobar Islands | 2                      |             | 2            | 4                            |             | 4            | 3                             | 1            | 4            |
| Andhra Pradesh            | 1102                   | 261         | 1363         | 470                          | 205         | 675          | 2229                          | 999          | 3228         |
| Arunachal Pradesh         | 85                     | 9           | 94           | 69                           | 18          | 87           | 230                           | 102          | 332          |
| Assam                     | 685                    | 157         | 842          | 442                          | 102         | 544          | 1113                          | 550          | 1663         |
| Bihar                     | 672                    | 148         | 820          | 327                          | 49          | 376          | 477                           | 113          | 590          |
| Chandigarh                | 408                    | 233         | 641          | 64                           | 55          | 119          | 245                           | 257          | 502          |
| Chhatisgarh               | 138                    | 38          | 176          | 176                          | 64          | 240          | 756                           | 272          | 1028         |
| Dadra & Nagar Haveli      |                        |             |              |                              |             |              | 4                             | 2            | 6            |
| Daman & Diu               |                        |             |              |                              |             |              |                               |              |              |
| Delhi                     | 1427                   | 521         | 1948         | 864                          | 479         | 1343         | 1589                          | 1103         | 2692         |
| Goa                       | 37                     | 13          | 50           | 24                           | 10          | 34           | 46                            | 25           | 71           |
| Gujarat                   | 1096                   | 268         | 1364         | 1007                         | 321         | 1328         | 3610                          | 1844         | 5454         |
| Haryana                   | 1188                   | 358         | 1546         | 535                          | 316         | 851          | 2100                          | 1836         | 3936         |
| Himachal Pradesh          | 575                    | 97          | 672          | 270                          | 85          | 355          | 1085                          | 712          | 1797         |
| Jammu and Kashmir         | 343                    | 76          | 419          | 204                          | 57          | 261          | 658                           | 238          | 896          |
| Jharkhand                 | 288                    | 45          | 333          | 310                          | 78          | 388          | 578                           | 151          | 729          |
| Karnataka                 | 2809                   | 692         | 3501         | 1610                         | 709         | 2319         | 3775                          | 2381         | 6156         |
| Kerala                    | 434                    | 210         | 644          | 461                          | 261         | 722          | 1139                          | 1255         | 2394         |
| Lakshadweep               | 3                      |             | 3            | 4                            |             | 4            | 20                            | 13           | 33           |
| Madhya Pradesh            | 1262                   | 421         | 1683         | 756                          | 288         | 1044         | 4109                          | 2127         | 6236         |
| Maharashtra               | 3054                   | 977         | 4031         | 2150                         | 1022        | 3172         | 5263                          | 3422         | 8685         |
| Manipur                   | 60                     | 14          | 74           | 25                           | 9           | 34           | 106                           | 49           | 155          |
| Meghalaya                 | 59                     | 15          | 74           | 96                           | 36          | 132          | 251                           | 214          | 465          |
| Mizoram                   | 54                     | 5           | 59           | 17                           | 6           | 23           | 100                           | 66           | 166          |
| Nagaland                  | 50                     | 6           | 56           | 30                           | 10          | 40           | 143                           | 78           | 221          |
| Odisha                    | 607                    | 126         | 733          | 584                          | 200         | 784          | 1771                          | 844          | 2615         |
| Puducherry                | 271                    | 76          | 347          | 221                          | 87          | 308          | 421                           | 231          | 652          |
| Punjab                    | 828                    | 272         | 1100         | 560                          | 296         | 856          | 2743                          | 2162         | 4905         |
| Rajasthan                 | 1189                   | 320         | 1509         | 1103                         | 396         | 1499         | 3739                          | 2086         | 5825         |
| Sikkim                    | 64                     | 23          | 87           | 89                           | 32          | 121          | 322                           | 188          | 510          |
| Tamil Nadu                | 4204                   | 1167        | 5371         | 2421                         | 992         | 3413         | 9300                          | 5610         | 14910        |
| Telangana                 | 612                    | 184         | 796          | 322                          | 132         | 454          | 942                           | 513          | 1455         |
| Tripura                   | 31                     | 3           | 34           | 41                           | 8           | 49           | 177                           | 45           | 222          |
| Uttar Pradesh             | 2900                   | 637         | 3537         | 2062                         | 723         | 2785         | 6486                          | 3515         | 10001        |
| Uttarakhand               | 821                    | 181         | 1002         | 516                          | 196         | 712          | 1742                          | 874          | 2616         |
| West Bengal               | 1594                   | 305         | 1899         | 1042                         | 296         | 1338         | 1916                          | 691          | 2607         |
| <b>All India</b>          | <b>28952</b>           | <b>7858</b> | <b>36810</b> | <b>18876</b>                 | <b>7538</b> | <b>26414</b> | <b>59188</b>                  | <b>34569</b> | <b>93757</b> |

**Table 22b. Number of Teachers in Universities teaching departments and its Constituent Units/Off-campus Centres**

| State                     | Demonstrator/ Tutor |             |              | Temporary Teacher etc |             |              | Grand Total   |              |               | Visiting Teacher |             |             |
|---------------------------|---------------------|-------------|--------------|-----------------------|-------------|--------------|---------------|--------------|---------------|------------------|-------------|-------------|
|                           | Male                | Female      | Total        | Male                  | Female      | Total        | Male          | Female       | Total         | Male             | Female      | Total       |
| Andaman & Nicobar Islands |                     |             |              |                       |             |              | 9             | 1            | 10            |                  |             |             |
| Andhra Pradesh            | 13                  | 39          | 52           | 675                   | 378         | 1053         | 4489          | 1882         | 6371          | 34               | 10          | 44          |
| Arunachal Pradesh         | 4                   |             | 4            |                       |             |              | 388           | 129          | 517           |                  |             |             |
| Assam                     | 20                  | 4           | 24           | 105                   | 117         | 222          | 2365          | 930          | 3295          | 69               | 22          | 91          |
| Bihar                     | 93                  | 45          | 138          | 2831                  | 63          | 2894         | 4400          | 418          | 4818          | 785              | 197         | 982         |
| Chandigarh                |                     |             |              | 62                    | 73          | 135          | 779           | 618          | 1397          |                  |             |             |
| Chhatisgarh               | 4                   | 1           | 5            | 167                   | 97          | 264          | 1241          | 472          | 1713          | 16               | 8           | 24          |
| Dadra & Nagar Haveli      |                     |             |              |                       |             |              | 4             | 2            | 6             |                  |             |             |
| Daman & Diu               |                     |             |              |                       |             |              |               |              |               |                  |             |             |
| Delhi                     | 12                  | 47          | 59           | 28                    | 28          | 56           | 3920          | 2178         | 6098          | 60               | 24          | 84          |
| Goa                       |                     |             |              |                       |             |              | 107           | 48           | 155           |                  |             |             |
| Gujarat                   | 254                 | 261         | 515          | 290                   | 363         | 653          | 6257          | 3057         | 9314          | 531              | 284         | 815         |
| Haryana                   | 298                 | 211         | 509          | 72                    | 125         | 197          | 4193          | 2846         | 7039          | 32               | 34          | 66          |
| Himachal Pradesh          | 3                   | 18          | 21           | 45                    | 34          | 79           | 1978          | 946          | 2924          | 7                | 4           | 11          |
| Jammu and Kashmir         | 54                  | 2           | 56           | 326                   | 131         | 457          | 1585          | 504          | 2089          | 7                |             | 7           |
| Jharkhand                 | 5                   |             | 5            | 128                   | 33          | 161          | 1309          | 307          | 1616          | 36               | 3           | 39          |
| Karnataka                 | 781                 | 692         | 1473         | 669                   | 426         | 1095         | 9644          | 4900         | 14544         | 129              | 39          | 168         |
| Kerala                    | 39                  | 14          | 53           | 205                   | 488         | 693          | 2278          | 2228         | 4506          | 45               | 22          | 67          |
| Lakshadweep               |                     |             |              |                       |             |              | 27            | 13           | 40            |                  |             |             |
| Madhya Pradesh            | 401                 | 452         | 853          | 428                   | 356         | 784          | 6956          | 3644         | 10600         | 184              | 98          | 282         |
| Maharashtra               | 953                 | 855         | 1808         | 497                   | 460         | 957          | 11917         | 6736         | 18653         | 422              | 235         | 657         |
| Manipur                   | 3                   | 2           | 5            | 4                     | 1           | 5            | 198           | 75           | 273           |                  |             |             |
| Meghalaya                 | 1                   | 2           | 3            | 32                    | 3           | 35           | 439           | 270          | 709           |                  |             |             |
| Mizoram                   |                     |             |              | 10                    | 5           | 15           | 181           | 82           | 263           | 12               |             | 12          |
| Nagaland                  |                     |             |              | 3                     | 3           | 6            | 226           | 97           | 323           | 19               | 15          | 34          |
| Odisha                    | 73                  | 89          | 162          | 110                   | 51          | 161          | 3145          | 1310         | 4455          | 194              | 63          | 257         |
| Puducherry                | 217                 | 201         | 418          | 7                     | 5           | 12           | 1137          | 600          | 1737          | 5                | 3           | 8           |
| Punjab                    | 75                  | 95          | 170          | 179                   | 203         | 382          | 4385          | 3028         | 7413          | 17               |             | 17          |
| Rajasthan                 | 368                 | 163         | 531          | 166                   | 129         | 295          | 6565          | 3094         | 9659          | 101              | 78          | 179         |
| Sikkim                    | 84                  | 137         | 221          |                       | 1           | 1            | 559           | 381          | 940           | 3                | 9           | 12          |
| Tamil Nadu                | 858                 | 803         | 1661         | 299                   | 265         | 564          | 17082         | 8837         | 25919         | 79               | 21          | 100         |
| Telangana                 |                     |             |              | 591                   | 224         | 815          | 2467          | 1053         | 3520          | 4                | 2           | 6           |
| Tripura                   |                     |             |              | 10                    | 2           | 12           | 259           | 58           | 317           | 3                | 6           | 9           |
| Uttar Pradesh             | 607                 | 359         | 966          | 684                   | 598         | 1282         | 12739         | 5832         | 18571         | 156              | 53          | 209         |
| Uttrakhand                | 335                 | 244         | 579          | 271                   | 140         | 411          | 3685          | 1635         | 5320          | 30               | 12          | 42          |
| West Bengal               | 24                  | 3           | 27           | 1012                  | 499         | 1511         | 5588          | 1794         | 7382          | 515              | 143         | 658         |
| <b>All India</b>          | <b>5579</b>         | <b>4739</b> | <b>10318</b> | <b>9906</b>           | <b>5301</b> | <b>15207</b> | <b>122501</b> | <b>60005</b> | <b>182506</b> | <b>3495</b>      | <b>1385</b> | <b>4880</b> |

**Table 23. State & Post-Wise Number of Male & Female Non-Teaching staff  
(based on actual response)**

| State                     | Group-A       |              |               | Group-B       |              |               | Group-C       |               |               |
|---------------------------|---------------|--------------|---------------|---------------|--------------|---------------|---------------|---------------|---------------|
|                           | Male          | Female       | Total         | Male          | Female       | Total         | Male          | Female        | Total         |
| Andaman & Nicobar Islands | 5             | 3            | 8             | 38            | 21           | 59            | 150           | 54            | 204           |
| Andhra Pradesh            | 10150         | 4751         | 14901         | 9017          | 3947         | 12964         | 10435         | 5187          | 15622         |
| Arunachal Pradesh         | 46            | 17           | 63            | 89            | 27           | 116           | 417           | 184           | 601           |
| Assam                     | 694           | 209          | 903           | 993           | 360          | 1353          | 4385          | 1292          | 5677          |
| Bihar                     | 1152          | 273          | 1425          | 1436          | 309          | 1745          | 12101         | 1785          | 13886         |
| Chandigarh                | 295           | 208          | 503           | 1326          | 1069         | 2395          | 1932          | 1092          | 3024          |
| Chhatisgarh               | 1178          | 406          | 1584          | 1987          | 1042         | 3029          | 4957          | 1422          | 6379          |
| Dadra & Nagar Haveli      | 7             | 6            | 13            | 3             | 1            | 4             | 44            | 47            | 91            |
| Daman & Diu               | 7             | 5            | 12            | 11            | 8            | 19            | 61            | 23            | 84            |
| Delhi                     | 1243          | 705          | 1948          | 3791          | 5679         | 9470          | 12525         | 2605          | 15130         |
| Goa                       | 70            | 45           | 115           | 78            | 62           | 140           | 1289          | 1509          | 2798          |
| Gujarat                   | 3175          | 1261         | 4436          | 4126          | 1764         | 5890          | 10684         | 3901          | 14585         |
| Haryana                   | 2914          | 924          | 3838          | 3037          | 1122         | 4159          | 11354         | 5702          | 17056         |
| Himachal Pradesh          | 631           | 627          | 1258          | 1535          | 1136         | 2671          | 3293          | 872           | 4165          |
| Jammu and Kashmir         | 1734          | 588          | 2322          | 2811          | 1193         | 4004          | 2448          | 974           | 3422          |
| Jharkhand                 | 717           | 192          | 909           | 1112          | 401          | 1513          | 4301          | 1186          | 5487          |
| Karnataka                 | 8498          | 5497         | 13995         | 10499         | 7284         | 17783         | 24425         | 12830         | 37255         |
| Kerala                    | 4185          | 4385         | 8570          | 5852          | 5757         | 11609         | 8229          | 6455          | 14684         |
| Lakshadweep               | 0             | 0            | 0             | 3             | 0            | 3             | 8             | 2             | 10            |
| Madhya Pradesh            | 7236          | 2487         | 9723          | 5989          | 2135         | 8124          | 17780         | 5268          | 23048         |
| Maharashtra               | 9972          | 3157         | 13129         | 12215         | 5480         | 17695         | 48389         | 15483         | 63872         |
| Manipur                   | 207           | 116          | 323           | 209           | 620          | 829           | 1213          | 894           | 2107          |
| Meghalaya                 | 120           | 69           | 189           | 200           | 119          | 319           | 406           | 215           | 621           |
| Mizoram                   | 36            | 18           | 54            | 132           | 118          | 250           | 479           | 246           | 725           |
| Nagaland                  | 103           | 55           | 158           | 135           | 88           | 223           | 477           | 267           | 744           |
| Odisha                    | 2362          | 568          | 2930          | 3909          | 1332         | 5241          | 10684         | 2539          | 13223         |
| Puducherry                | 457           | 512          | 969           | 919           | 1976         | 2895          | 3190          | 2166          | 5356          |
| Punjab                    | 3971          | 2308         | 6279          | 7796          | 5048         | 12844         | 10611         | 4236          | 14847         |
| Rajasthan                 | 10449         | 2980         | 13429         | 6316          | 1464         | 7780          | 10915         | 2482          | 13397         |
| Sikkim                    | 56            | 50           | 106           | 69            | 28           | 97            | 152           | 116           | 268           |
| Tamil Nadu                | 15361         | 10309        | 25670         | 15570         | 14306        | 29876         | 27999         | 21173         | 49172         |
| Telangana                 | 7556          | 4076         | 11632         | 6587          | 3074         | 9661          | 8867          | 3615          | 12482         |
| Tripura                   | 100           | 40           | 140           | 88            | 55           | 143           | 1075          | 1274          | 2349          |
| Uttar Pradesh             | 10302         | 3147         | 13449         | 13097         | 4398         | 17495         | 46139         | 9633          | 55772         |
| Uttrakhand                | 553           | 176          | 729           | 1421          | 404          | 1825          | 7140          | 2057          | 9197          |
| West Bengal               | 1832          | 450          | 2282          | 4641          | 1944         | 6585          | 10361         | 2365          | 12726         |
| <b>All India</b>          | <b>107374</b> | <b>50620</b> | <b>157994</b> | <b>127037</b> | <b>73771</b> | <b>200808</b> | <b>318915</b> | <b>121151</b> | <b>440066</b> |

**Table 23. State & Post-Wise Number of Male & Female Non-Teaching staff  
(based on actual response)**

| State                     | Group-D       |              |               | Grand Total   |               |                |
|---------------------------|---------------|--------------|---------------|---------------|---------------|----------------|
|                           | Male          | Female       | Total         | Male          | Female        | Total          |
| Andaman & Nicobar Islands | 43            | 18           | 61            | 236           | 96            | 332            |
| Andhra Pradesh            | 10892         | 6838         | 17730         | 40494         | 20723         | 61217          |
| Arunachal Pradesh         | 140           | 72           | 212           | 692           | 300           | 992            |
| Assam                     | 6145          | 957          | 7102          | 12217         | 2818          | 15035          |
| Bihar                     | 10527         | 1462         | 11989         | 25216         | 3829          | 29045          |
| Chandigarh                | 538           | 139          | 677           | 4091          | 2508          | 6599           |
| Chhatisgarh               | 3156          | 1051         | 4207          | 11278         | 3921          | 15199          |
| Dadra & Nagar Haveli      | 23            | 18           | 41            | 77            | 72            | 149            |
| Daman & Diu               | 40            | 29           | 69            | 119           | 65            | 184            |
| Delhi                     | 3798          | 797          | 4595          | 21357         | 9786          | 31143          |
| Goa                       | 974           | 491          | 1465          | 2411          | 2107          | 4518           |
| Gujarat                   | 8626          | 2233         | 10859         | 26611         | 9159          | 35770          |
| Haryana                   | 6941          | 1901         | 8842          | 24246         | 9649          | 33895          |
| Himachal Pradesh          | 2961          | 1118         | 4079          | 8420          | 3753          | 12173          |
| Jammu and Kashmir         | 4080          | 931          | 5011          | 11073         | 3686          | 14759          |
| Jharkhand                 | 3439          | 785          | 4224          | 9569          | 2564          | 12133          |
| Karnataka                 | 17063         | 9316         | 26379         | 60485         | 34927         | 95412          |
| Kerala                    | 3744          | 3619         | 7363          | 22010         | 20216         | 42226          |
| Lakshadweep               | 3             | 2            | 5             | 14            | 4             | 18             |
| Madhya Pradesh            | 11497         | 3276         | 14773         | 42502         | 13166         | 55668          |
| Maharashtra               | 39149         | 8630         | 47779         | 109725        | 32750         | 142475         |
| Manipur                   | 611           | 312          | 923           | 2240          | 1942          | 4182           |
| Meghalaya                 | 449           | 230          | 679           | 1175          | 633           | 1808           |
| Mizoram                   | 185           | 74           | 259           | 832           | 456           | 1288           |
| Nagaland                  | 544           | 275          | 819           | 1259          | 685           | 1944           |
| Odisha                    | 8906          | 2201         | 11107         | 25861         | 6640          | 32501          |
| Puducherry                | 1128          | 1011         | 2139          | 5694          | 5665          | 11359          |
| Punjab                    | 7829          | 3408         | 11237         | 30207         | 15000         | 45207          |
| Rajasthan                 | 8392          | 2116         | 10508         | 36072         | 9042          | 45114          |
| Sikkim                    | 301           | 137          | 438           | 578           | 331           | 909            |
| Tamil Nadu                | 21714         | 14953        | 36667         | 80644         | 60741         | 141385         |
| Telangana                 | 6711          | 4655         | 11366         | 29721         | 15420         | 45141          |
| Tripura                   | 423           | 536          | 959           | 1686          | 1905          | 3591           |
| Uttar Pradesh             | 31105         | 6528         | 37633         | 100643        | 23706         | 124349         |
| Uttrakhand                | 6390          | 1082         | 7472          | 15504         | 3719          | 19223          |
| West Bengal               | 13865         | 2626         | 16491         | 30699         | 7385          | 38084          |
| <b>All India</b>          | <b>242332</b> | <b>83827</b> | <b>326159</b> | <b>795658</b> | <b>329369</b> | <b>1125027</b> |



**Table 24. (a). State-wise Number of Non-Teaching staff among various social categories  
(based on actual response)**

| State                     | Total         |               |                | SC           |              |               | ST           |              |              | OBC           |              |               |
|---------------------------|---------------|---------------|----------------|--------------|--------------|---------------|--------------|--------------|--------------|---------------|--------------|---------------|
|                           | Male          | Female        | Total          | Male         | Female       | Total         | Male         | Female       | Total        | Male          | Female       | Total         |
| Andaman & Nicobar Islands | 236           | 96            | 332            | 1            | 1            | 2             | 10           | 8            | 18           | 15            | 2            | 17            |
| Andhra Pradesh            | 40494         | 20723         | 61217          | 6412         | 5193         | 11605         | 1219         | 911          | 2130         | 13386         | 5665         | 19051         |
| Arunachal Pradesh         | 692           | 300           | 992            | 54           | 13           | 67            | 240          | 183          | 423          | 58            | 13           | 71            |
| Assam                     | 12217         | 2818          | 15035          | 690          | 174          | 864           | 1173         | 311          | 1484         | 2469          | 532          | 3001          |
| Bihar                     | 25216         | 3829          | 29045          | 1541         | 247          | 1788          | 219          | 84           | 303          | 9291          | 1227         | 10518         |
| Chandigarh                | 4091          | 2508          | 6599           | 782          | 349          | 1131          | 14           | 3            | 17           | 323           | 193          | 516           |
| Chhatisgarh               | 11278         | 3921          | 15199          | 1175         | 393          | 1568          | 1170         | 430          | 1600         | 3777          | 1049         | 4826          |
| Dadra & Nagar Haveli      | 77            | 72            | 149            | 9            | 4            | 13            | 41           | 30           | 71           | 5             | 6            | 11            |
| Daman & Diu               | 119           | 65            | 184            | 7            | 1            | 8             | 10           | 3            | 13           | 17            | 0            | 17            |
| Delhi                     | 21357         | 9786          | 31143          | 4759         | 1594         | 6353          | 686          | 542          | 1228         | 2440          | 1294         | 3734          |
| Goa                       | 2411          | 2107          | 4518           | 75           | 28           | 103           | 92           | 43           | 135          | 87            | 60           | 147           |
| Gujarat                   | 26611         | 9159          | 35770          | 3187         | 1083         | 4270          | 2189         | 721          | 2910         | 5413          | 1520         | 6933          |
| Haryana                   | 24246         | 9649          | 33895          | 3522         | 1532         | 5054          | 156          | 54           | 210          | 3584          | 1199         | 4783          |
| Himachal Pradesh          | 8420          | 3753          | 12173          | 1561         | 690          | 2251          | 322          | 137          | 459          | 720           | 205          | 925           |
| Jammu and Kashmir         | 11073         | 3686          | 14759          | 552          | 175          | 727           | 218          | 52           | 270          | 219           | 55           | 274           |
| Jharkhand                 | 9569          | 2564          | 12133          | 706          | 209          | 915           | 1143         | 823          | 1966         | 2867          | 550          | 3417          |
| Karnataka                 | 60485         | 34927         | 95412          | 5993         | 3564         | 9557          | 2077         | 1032         | 3109         | 17381         | 9139         | 26520         |
| Kerala                    | 22010         | 20216         | 42226          | 934          | 1171         | 2105          | 188          | 210          | 398          | 6975          | 6463         | 13438         |
| Lakshadweep               | 14            | 4             | 18             | 0            | 0            | 0             | 10           | 3            | 13           | 0             | 0            | 0             |
| Madhya Pradesh            | 42502         | 13166         | 55668          | 4874         | 1625         | 6499          | 2137         | 761          | 2898         | 8725          | 2483         | 11208         |
| Maharashtra               | 109725        | 32750         | 142475         | 13422        | 4102         | 17524         | 3884         | 869          | 4753         | 23546         | 5498         | 29044         |
| Manipur                   | 2240          | 1942          | 4182           | 85           | 40           | 125           | 462          | 552          | 1014         | 247           | 134          | 381           |
| Meghalaya                 | 1175          | 633           | 1808           | 6            | 3            | 9             | 519          | 367          | 886          | 17            | 7            | 24            |
| Mizoram                   | 832           | 456           | 1288           | 7            | 2            | 9             | 766          | 447          | 1213         | 34            | 5            | 39            |
| Nagaland                  | 1259          | 685           | 1944           | 36           | 8            | 44            | 1020         | 621          | 1641         | 43            | 4            | 47            |
| Odisha                    | 25861         | 6640          | 32501          | 2267         | 770          | 3037          | 1217         | 327          | 1544         | 3745          | 679          | 4424          |
| Puducherry                | 5694          | 5665          | 11359          | 961          | 830          | 1791          | 34           | 43           | 77           | 2508          | 2723         | 5231          |
| Punjab                    | 30207         | 15000         | 45207          | 5496         | 2761         | 8257          | 87           | 57           | 144          | 1693          | 926          | 2619          |
| Rajasthan                 | 36072         | 9042          | 45114          | 4129         | 1318         | 5447          | 1790         | 458          | 2248         | 9323          | 2165         | 11488         |
| Sikkim                    | 578           | 331           | 909            | 49           | 23           | 72            | 111          | 84           | 195          | 194           | 113          | 307           |
| Tamil Nadu                | 80644         | 60741         | 141385         | 10586        | 8867         | 19453         | 620          | 407          | 1027         | 41019         | 26250        | 67269         |
| Telangana                 | 29721         | 15420         | 45141          | 4090         | 2820         | 6910          | 1540         | 824          | 2364         | 10904         | 4970         | 15874         |
| Tripura                   | 1686          | 1905          | 3591           | 313          | 233          | 546           | 286          | 235          | 521          | 115           | 44           | 159           |
| Uttar Pradesh             | 100643        | 23706         | 124349         | 16014        | 4177         | 20191         | 957          | 772          | 1729         | 24964         | 4903         | 29867         |
| Uttarakhand               | 15504         | 3719          | 19223          | 1816         | 406          | 2222          | 168          | 60           | 228          | 1490          | 238          | 1728          |
| West Bengal               | 30699         | 7385          | 38084          | 3448         | 731          | 4179          | 706          | 188          | 894          | 1151          | 208          | 1359          |
| <b>All India</b>          | <b>795658</b> | <b>329369</b> | <b>1125027</b> | <b>99559</b> | <b>45137</b> | <b>144696</b> | <b>27481</b> | <b>12652</b> | <b>40133</b> | <b>198745</b> | <b>80522</b> | <b>279267</b> |

**Table 24. (b). State-wise Number of Non-Teaching staff among Minority & PWD  
(based on actual response)**

| State                     | PWD         |             |             | Muslim       |             |              | Other Minority Communities |              |              |
|---------------------------|-------------|-------------|-------------|--------------|-------------|--------------|----------------------------|--------------|--------------|
|                           | Male        | Female      | Total       | Male         | Female      | Total        | Male                       | Female       | Total        |
| Andaman & Nicobar Islands | 7           | 1           | 8           | 45           | 12          | 57           | 44                         | 20           | 64           |
| Andhra Pradesh            | 203         | 83          | 286         | 942          | 336         | 1278         | 255                        | 227          | 482          |
| Arunachal Pradesh         | 1           | 3           | 4           | 3            | 0           | 3            | 6                          | 4            | 10           |
| Assam                     | 39          | 7           | 46          | 749          | 105         | 854          | 71                         | 41           | 112          |
| Bihar                     | 63          | 3           | 66          | 1236         | 172         | 1408         | 59                         | 22           | 81           |
| Chandigarh                | 61          | 26          | 87          | 8            | 1           | 9            | 212                        | 384          | 596          |
| Chhatisgarh               | 39          | 5           | 44          | 121          | 56          | 177          | 118                        | 111          | 229          |
| Dadra & Nagar Haveli      | 2           | 2           | 4           | 0            | 1           | 1            | 0                          | 1            | 1            |
| Daman & Diu               | 0           | 0           | 0           | 7            | 0           | 7            | 2                          | 8            | 10           |
| Delhi                     | 275         | 80          | 355         | 339          | 45          | 384          | 245                        | 166          | 411          |
| Goa                       | 32          | 13          | 45          | 22           | 12          | 34           | 199                        | 225          | 424          |
| Gujarat                   | 128         | 31          | 159         | 305          | 69          | 374          | 143                        | 164          | 307          |
| Haryana                   | 139         | 43          | 182         | 185          | 25          | 210          | 307                        | 179          | 486          |
| Himachal Pradesh          | 50          | 14          | 64          | 19           | 9           | 28           | 39                         | 14           | 53           |
| Jammu and Kashmir         | 21          | 9           | 30          | 5466         | 1574        | 7040         | 247                        | 81           | 328          |
| Jharkhand                 | 59          | 11          | 70          | 394          | 63          | 457          | 211                        | 130          | 341          |
| Karnataka                 | 268         | 123         | 391         | 2329         | 917         | 3246         | 1950                       | 2490         | 4440         |
| Kerala                    | 206         | 256         | 462         | 1766         | 1408        | 3174         | 2793                       | 2332         | 5125         |
| Lakshadweep               | 0           | 0           | 0           | 7            | 2           | 9            | 0                          | 0            | 0            |
| Madhya Pradesh            | 196         | 47          | 243         | 876          | 269         | 1145         | 528                        | 307          | 835          |
| Maharashtra               | 756         | 163         | 919         | 2539         | 563         | 3102         | 1107                       | 477          | 1584         |
| Manipur                   | 6           | 4           | 10          | 90           | 15          | 105          | 133                        | 51           | 184          |
| Meghalaya                 | 4           | 0           | 4           | 53           | 13          | 66           | 189                        | 149          | 338          |
| Mizoram                   | 5           | 2           | 7           | 4            | 0           | 4            | 744                        | 441          | 1185         |
| Nagaland                  | 6           | 3           | 9           | 4            | 0           | 4            | 662                        | 344          | 1006         |
| Odisha                    | 66          | 20          | 86          | 151          | 30          | 181          | 82                         | 34           | 116          |
| Puducherry                | 51          | 24          | 75          | 32           | 34          | 66           | 154                        | 238          | 392          |
| Punjab                    | 173         | 62          | 235         | 69           | 18          | 87           | 3494                       | 1498         | 4992         |
| Rajasthan                 | 149         | 28          | 177         | 510          | 108         | 618          | 241                        | 128          | 369          |
| Sikkim                    | 3           | 1           | 4           | 12           | 6           | 18           | 26                         | 21           | 47           |
| Tamil Nadu                | 427         | 155         | 582         | 1141         | 538         | 1679         | 3370                       | 3002         | 6372         |
| Telangana                 | 135         | 56          | 191         | 1960         | 629         | 2589         | 255                        | 223          | 478          |
| Tripura                   | 9           | 4           | 13          | 17           | 6           | 23           | 4                          | 3            | 7            |
| Uttar Pradesh             | 444         | 85          | 529         | 3291         | 983         | 4274         | 1071                       | 438          | 1509         |
| Uttarakhand               | 32          | 6           | 38          | 136          | 23          | 159          | 62                         | 28           | 90           |
| West Bengal               | 133         | 15          | 148         | 1405         | 256         | 1661         | 186                        | 71           | 257          |
| <b>All India</b>          | <b>4188</b> | <b>1385</b> | <b>5573</b> | <b>26233</b> | <b>8298</b> | <b>34531</b> | <b>19209</b>               | <b>14052</b> | <b>33261</b> |

**Table 25. PUPIL TEACHER RATIO IN HIGHER EDUCATION**

| Sl. No.          | States/UTs                | All Institutions        |              | University & Colleges   |              | University & its Constituent Units |              |
|------------------|---------------------------|-------------------------|--------------|-------------------------|--------------|------------------------------------|--------------|
|                  |                           | Regular & Distance Mode | Regular Mode | Regular & Distance Mode | Regular Mode | Regular & Distance Mode            | Regular Mode |
| 1                | Andaman & Nicobar Islands | 34                      | 20           | 34                      | 20           | 481                                | 13           |
| 2                | Andhra Pradesh            | 16                      | 13           | 16                      | 13           | 65                                 | 15           |
| 3                | Arunachal Pradesh         | 43                      | 31           | 46                      | 33           | 38                                 | 13           |
| 4                | Assam                     | 25                      | 22           | 26                      | 22           | 35                                 | 11           |
| 5                | Bihar                     | 54                      | 50           | 55                      | 52           | 37                                 | 15           |
| 6                | Chandigarh                | 31                      | 22           | 32                      | 22           | 36                                 | 16           |
| 7                | Chhatisgarh               | 23                      | 20           | 23                      | 20           | 53                                 | 18           |
| 8                | Dadra & Nagar Haveli      | 27                      | 27           | 27                      | 27           | 18                                 | 17           |
| 9                | Daman & Diu               | 16                      | 16           | 17                      | 17           | -                                  | -            |
| 10               | Delhi                     | 51                      | 19           | 54                      | 19           | 121                                | 16           |
| 11               | Goa                       | 18                      | 15           | 19                      | 15           | 61                                 | 14           |
| 12               | Gujarat                   | 27                      | 25           | 28                      | 26           | 32                                 | 23           |
| 13               | Haryana                   | 18                      | 17           | 19                      | 18           | 18                                 | 14           |
| 14               | Himachal Pradesh          | 22                      | 19           | 24                      | 20           | 24                                 | 13           |
| 15               | Jammu and Kashmir         | 31                      | 21           | 33                      | 23           | 61                                 | 12           |
| 16               | Jharkhand                 | 52                      | 48           | 54                      | 50           | 51                                 | 24           |
| 17               | Karnataka                 | 14                      | 13           | 14                      | 13           | 15                                 | 11           |
| 18               | Kerala                    | 16                      | 13           | 16                      | 13           | 53                                 | 13           |
| 19               | Lakshdweep                | 13                      | 13           | 13                      | 13           | 13                                 | 13           |
| 20               | Madhya Pradesh            | 24                      | 21           | 24                      | 21           | 45                                 | 28           |
| 21               | Maharashtra               | 24                      | 20           | 26                      | 22           | 47                                 | 13           |
| 22               | Manipur                   | 21                      | 19           | 21                      | 19           | 37                                 | 15           |
| 23               | Meghalaya                 | 24                      | 21           | 25                      | 22           | 25                                 | 13           |
| 24               | Mizoram                   | 19                      | 15           | 19                      | 15           | 33                                 | 13           |
| 25               | Nagaland                  | 17                      | 14           | 18                      | 15           | 26                                 | 8            |
| 26               | Odisha                    | 21                      | 20           | 23                      | 22           | 24                                 | 16           |
| 27               | Puducherry                | 10                      | 9            | 10                      | 9            | 11                                 | 7            |
| 28               | Punjab                    | 16                      | 15           | 17                      | 16           | 22                                 | 17           |
| 29               | Rajasthan                 | 26                      | 24           | 27                      | 26           | 36                                 | 26           |
| 30               | Sikkim                    | 21                      | 12           | 22                      | 13           | 22                                 | 9            |
| 31               | Tamil Nadu                | 15                      | 13           | 16                      | 13           | 29                                 | 11           |
| 32               | Telangana                 | 16                      | 14           | 16                      | 14           | 67                                 | 15           |
| 33               | Tripura                   | 30                      | 26           | 31                      | 26           | 58                                 | 25           |
| 34               | Uttar Pradesh             | 34                      | 34           | 36                      | 35           | 22                                 | 17           |
| 35               | Uttarakhand               | 22                      | 20           | 23                      | 22           | 24                                 | 18           |
| 36               | West Bengal               | 36                      | 32           | 38                      | 34           | 38                                 | 13           |
| <b>All India</b> |                           | <b>23</b>               | <b>20</b>    | <b>24</b>               | <b>21</b>    | <b>37</b>                          | <b>16</b>    |

**Table 26. Level-wise Enrolment in various types of Universities  
(a) Teaching departments and Constituent Units/Off-campus Centres**

| Type of University                    | Ph.D.        |              |               | M.Phil.      |              |              | Post Graduate |               |                |
|---------------------------------------|--------------|--------------|---------------|--------------|--------------|--------------|---------------|---------------|----------------|
|                                       | Male         | Female       | Total         | Male         | Female       | Total        | Male          | Female        | Total          |
| 1                                     | 2            | 3            | 4             | 5            | 6            | 7            | 8             | 9             | 10             |
| Central University                    | 9169         | 6433         | 15602         | 3970         | 3777         | 7747         | 61576         | 45417         | 106993         |
| Central Open University               | 12           | 10           | 22            | 13           | 11           | 24           | 134447        | 171896        | 306343         |
| Institute of National Importance      | 17559        | 7544         | 25103         | 105          | 240          | 345          | 31796         | 11563         | 43359          |
| State Public University               | 20035        | 16389        | 36424         | 5860         | 7907         | 13767        | 455938        | 552384        | 1008322        |
| State Open University                 | 184          | 101          | 285           | 0            | 0            | 0            | 83597         | 75512         | 159109         |
| State Private University              | 4112         | 3052         | 7164          | 416          | 448          | 864          | 67434         | 43622         | 111056         |
| State Private Open University         | 0            | 0            | 0             | 0            | 0            | 0            | 10            | 1             | 11             |
| Institute under State Legislature Act | 216          | 25           | 241           | 0            | 0            | 0            | 389           | 335           | 724            |
| Deemed University-Government          | 5598         | 2592         | 8190          | 219          | 176          | 395          | 7544          | 3696          | 11240          |
| Deemed University-Government Aided    | 1318         | 1300         | 2618          | 228          | 352          | 580          | 15562         | 13868         | 29430          |
| Deemed University-Private             | 7398         | 6480         | 13878         | 491          | 665          | 1156         | 54056         | 45073         | 99129          |
| Others                                | 19           | 6            | 25            | 0            | 0            | 0            | 299           | 550           | 849            |
| <b>All India</b>                      | <b>65620</b> | <b>43932</b> | <b>109552</b> | <b>11302</b> | <b>13576</b> | <b>24878</b> | <b>912648</b> | <b>963917</b> | <b>1876565</b> |

**Table 26. Level-wise Enrolment in various types of Universities  
(b) Affiliated and Constituent Colleges**

|                         |             |             |              |             |              |              |               |                |                |
|-------------------------|-------------|-------------|--------------|-------------|--------------|--------------|---------------|----------------|----------------|
| Central University      | 258         | 266         | 524          | 31          | 71           | 102          | 14114         | 33627          | 47741          |
| State Public University | 8392        | 7580        | 15972        | 6132        | 11396        | 17528        | 875246        | 1092963        | 1968209        |
| <b>All India</b>        | <b>8650</b> | <b>7846</b> | <b>16496</b> | <b>6163</b> | <b>11467</b> | <b>17630</b> | <b>889360</b> | <b>1126590</b> | <b>2015950</b> |

**Table 26. Level-wise Enrolment in various types of Universities**

**(a) Teaching departments and Constituent Units/Off-campus Centres**

| Type of University                    | Under Graduate |                |                | PG Diploma   |              |               | Diploma       |              |               |
|---------------------------------------|----------------|----------------|----------------|--------------|--------------|---------------|---------------|--------------|---------------|
|                                       | Male           | Female         | Total          | Male         | Female       | Total         | Male          | Female       | Total         |
| <i>1</i>                              | <i>11</i>      | <i>12</i>      | <i>13</i>      | <i>14</i>    | <i>15</i>    | <i>16</i>     | <i>17</i>     | <i>18</i>    | <i>19</i>     |
| Central University                    | 296437         | 265663         | 562100         | 2419         | 1384         | 3803          | 6514          | 2005         | 8519          |
| Central Open University               | 249412         | 145735         | 395147         | 11261        | 6536         | 17797         | 4427          | 8262         | 12689         |
| Institute of National Importance      | 81893          | 16910          | 98803          | 78           | 59           | 137           | 25            | 41           | 66            |
| State Public University               | 694102         | 570557         | 1264659        | 50636        | 53204        | 103840        | 92884         | 46274        | 139158        |
| State Open University                 | 529365         | 355575         | 884940         | 2915         | 2037         | 4952          | 20741         | 13487        | 34228         |
| State Private University              | 282332         | 103064         | 385396         | 7440         | 7145         | 14585         | 54920         | 12677        | 67597         |
| State Private Open University         | 9              | 6              | 15             | 0            | 0            | 0             | 0             | 0            | 0             |
| Institute under State Legislature Act | 599            | 1668           | 2267           | 58           | 189          | 247           | 59            | 151          | 210           |
| Deemed University-Government          | 11257          | 3700           | 14957          | 711          | 228          | 939           | 1632          | 438          | 2070          |
| Deemed University-Government Aided    | 17214          | 13690          | 30904          | 646          | 385          | 1031          | 1966          | 969          | 2935          |
| Deemed University-Private             | 289032         | 162884         | 451916         | 7700         | 4342         | 12042         | 8351          | 2141         | 10492         |
| Others                                | 3143           | 4689           | 7832           | 0            | 0            | 0             | 0             | 0            | 0             |
| <b>All India</b>                      | <b>2454795</b> | <b>1644141</b> | <b>4098936</b> | <b>83864</b> | <b>75509</b> | <b>159373</b> | <b>191519</b> | <b>86445</b> | <b>277964</b> |

**Table 26. Level-wise Enrolment in various types of Universities**

**(b) Affiliated and Constituent Colleges**

|                         |                 |                 |                 |              |              |              |               |               |               |
|-------------------------|-----------------|-----------------|-----------------|--------------|--------------|--------------|---------------|---------------|---------------|
| Central University      | 372141          | 414649          | 786790          | 625          | 635          | 1260         | 5698          | 2873          | 8571          |
| State Public University | 11772302        | 10736919        | 22509221        | 19087        | 20657        | 39744        | 259321        | 110399        | 369720        |
| <b>All India</b>        | <b>12144443</b> | <b>11151568</b> | <b>23296011</b> | <b>19712</b> | <b>21292</b> | <b>41004</b> | <b>265019</b> | <b>113272</b> | <b>378291</b> |

**Table 26. Level-wise Enrolment in various types of Universities  
(a) Teaching departments and Constituent Units/Off-campus Centres**

| Type of University                    | Certificate  |              |              | Integrated   |              |              | Grand Total    |                |                |
|---------------------------------------|--------------|--------------|--------------|--------------|--------------|--------------|----------------|----------------|----------------|
|                                       | Male         | Female       | Total        | Male         | Female       | Total        | Male           | Female         | Total          |
| <i>1</i>                              | <i>20</i>    | <i>21</i>    | <i>22</i>    | <i>23</i>    | <i>24</i>    | <i>25</i>    | <i>26</i>      | <i>27</i>      | <i>28</i>      |
| Central University                    | 2281         | 1068         | 3349         | 5787         | 4841         | 10628        | 388153         | 330588         | 718741         |
| Central Open University               | 155          | 114          | 269          | 0            | 0            | 0            | 399727         | 332564         | 732291         |
| Institute of National Importance      | 8            | 3            | 11           | 10923        | 2663         | 13586        | 142387         | 39023          | 181410         |
| State Public University               | 10420        | 12323        | 22743        | 20491        | 15060        | 35551        | 1350366        | 1274098        | 2624464        |
| State Open University                 | 5837         | 11809        | 17646        | 0            | 0            | 0            | 642639         | 458521         | 1101160        |
| State Private University              | 496          | 179          | 675          | 9619         | 6920         | 16539        | 426769         | 177107         | 603876         |
| State Private Open University         | 0            | 0            | 0            | 0            | 0            | 0            | 19             | 7              | 26             |
| Institute under State Legislature Act | 25           | 14           | 39           | 0            | 0            | 0            | 1346           | 2382           | 3728           |
| Deemed University-Government          | 373          | 106          | 479          | 1430         | 625          | 2055         | 28764          | 11561          | 40325          |
| Deemed University-Government Aided    | 1723         | 1437         | 3160         | 9            | 42           | 51           | 38666          | 32043          | 70709          |
| Deemed University-Private             | 388          | 345          | 733          | 8376         | 6038         | 14414        | 375792         | 227968         | 603760         |
| Others                                | 0            | 0            | 0            | 0            | 0            | 0            | 3461           | 5245           | 8706           |
| <b>All India</b>                      | <b>21706</b> | <b>27398</b> | <b>49104</b> | <b>56635</b> | <b>36189</b> | <b>92824</b> | <b>3798089</b> | <b>2891107</b> | <b>6689196</b> |

**Table 26. Level-wise Enrolment in various types of Universities  
(b) Affiliated and Constituent Colleges**

|                         |              |              |              |              |              |              |                 |                 |                 |
|-------------------------|--------------|--------------|--------------|--------------|--------------|--------------|-----------------|-----------------|-----------------|
| Central University      | 595          | 923          | 1518         | 241          | 339          | 580          | 393703          | 453383          | 847086          |
| State Public University | 18575        | 25854        | 44429        | 35407        | 26027        | 61434        | 12994462        | 12031795        | 25026257        |
| <b>All India</b>        | <b>19170</b> | <b>26777</b> | <b>45947</b> | <b>35648</b> | <b>26366</b> | <b>62014</b> | <b>13388165</b> | <b>12485178</b> | <b>25873343</b> |

**Table 27. Category-wise Enrolment in various types of Universities  
(a) Teaching departments and Constituent Units/Off-campus Centres**

| Type of University                    | Total   |         |         | SC     |        |        | ST     |        |        | OBC    |        |         |
|---------------------------------------|---------|---------|---------|--------|--------|--------|--------|--------|--------|--------|--------|---------|
|                                       | Male    | Female  | Total   | Male   | Female | Total  | Male   | Female | Total  | Male   | Female | Total   |
| 1                                     | 2       | 3       | 4       | 5      | 6      | 7      | 8      | 9      | 10     | 11     | 12     | 13      |
| Central University                    | 388153  | 330588  | 718741  | 48057  | 35058  | 83115  | 14679  | 13617  | 28296  | 60871  | 37787  | 98658   |
| Central Open University               | 399727  | 332564  | 732291  | 36052  | 26489  | 62541  | 27357  | 28096  | 55453  | 80315  | 54450  | 134765  |
| Institute of National Importance      | 142387  | 39023   | 181410  | 19185  | 4432   | 23617  | 8577   | 2092   | 10669  | 37936  | 7726   | 45662   |
| State Public University               | 1350366 | 1274098 | 2624464 | 161725 | 137849 | 299574 | 49736  | 39872  | 89608  | 392172 | 369291 | 761463  |
| State Open University                 | 642639  | 458521  | 1101160 | 112001 | 76927  | 188928 | 58557  | 37336  | 95893  | 248365 | 180893 | 429258  |
| State Private University              | 426769  | 177107  | 603876  | 34210  | 11800  | 46010  | 14839  | 9383   | 24222  | 83032  | 27468  | 110500  |
| State Private Open University         | 19      | 7       | 26      | 0      | 0      | 0      | 19     | 7      | 26     | 0      | 0      | 0       |
| Institute under State Legislature Act | 1346    | 2382    | 3728    | 163    | 442    | 605    | 34     | 99     | 133    | 245    | 805    | 1050    |
| Deemed University-Government          | 28764   | 11561   | 40325   | 1936   | 916    | 2852   | 1288   | 639    | 1927   | 4171   | 2120   | 6291    |
| Deemed University-Government Aided    | 38666   | 32043   | 70709   | 3397   | 3225   | 6622   | 1021   | 928    | 1949   | 8822   | 9928   | 18750   |
| Deemed University-Private             | 375792  | 227968  | 603760  | 11381  | 7415   | 18796  | 4633   | 2820   | 7453   | 76290  | 43574  | 119864  |
| Others                                | 3461    | 5245    | 8706    | 703    | 580    | 1283   | 220    | 220    | 440    | 1079   | 1113   | 2192    |
| All India                             | 3798089 | 2891107 | 6689196 | 428810 | 305133 | 733943 | 180960 | 135109 | 316069 | 993298 | 735155 | 1728453 |

**Table 27. Category-wise Enrolment in various types of Universities  
(b) Affiliated and Constituent Colleges**

|                         |          |          |          |         |         |         |        |        |         |         |         |         |
|-------------------------|----------|----------|----------|---------|---------|---------|--------|--------|---------|---------|---------|---------|
| Central University      | 393703   | 453383   | 847086   | 47875   | 49504   | 97379   | 86767  | 89889  | 176656  | 105963  | 115731  | 221694  |
| State Public University | 12994462 | 12031795 | 25026257 | 1875641 | 1720146 | 3595787 | 590759 | 521011 | 1111770 | 4616548 | 4387450 | 9003998 |
| All India               | 13388165 | 12485178 | 25873343 | 1923516 | 1769650 | 3693166 | 677526 | 610900 | 1288426 | 4722511 | 4503181 | 9225692 |

**Table 28. PWD and Minority Enrolment in various types of Universities (based on actual response)**  
**(a) Teaching departments and Constituent Units/Off-campus Centres**

| Type of University                    | PWD      |          |          | Muslim   |          |          | Other Minority Communities |          |           |
|---------------------------------------|----------|----------|----------|----------|----------|----------|----------------------------|----------|-----------|
|                                       | Male     | Female   | Total    | Male     | Female   | Total    | Male                       | Female   | Total     |
| <i>1</i>                              | <i>2</i> | <i>3</i> | <i>4</i> | <i>5</i> | <i>6</i> | <i>7</i> | <i>8</i>                   | <i>9</i> | <i>10</i> |
| Central University                    | 2061     | 860      | 2921     | 17442    | 11673    | 29115    | 2704                       | 2777     | 5481      |
| Central Open University               | 0        | 0        | 0        | 0        | 1        | 1        | 0                          | 0        | 0         |
| Institute of National Importance      | 1840     | 198      | 2038     | 2193     | 454      | 2647     | 2243                       | 951      | 1856      |
| State Public University               | 2911     | 1481     | 4392     | 57538    | 39614    | 97152    | 13576                      | 11955    | 12897     |
| State Open University                 | 121      | 129      | 250      | 4375     | 4450     | 8825     | 809                        | 1315     | 3082      |
| State Private University              | 1205     | 319      | 1524     | 13306    | 3357     | 16663    | 4255                       | 4071     | 5554      |
| State Private Open University         | 0        | 0        | 0        | 0        | 0        | 0        | 0                          | 0        | 0         |
| Institute under State Legislature Act | 8        | 5        | 13       | 31       | 88       | 119      | 0                          | 0        | 0         |
| Deemed University-Government          | 129      | 17       | 146      | 132      | 31       | 163      | 1365                       | 509      | 1457      |
| Deemed University-Government Aided    | 73       | 71       | 144      | 4242     | 2647     | 6889     | 1589                       | 1606     | 2735      |
| Deemed University-Private             | 198      | 106      | 304      | 8542     | 4611     | 13153    | 12161                      | 9866     | 23774     |
| Others                                | 28       | 29       | 57       | 64       | 76       | 140      | 34                         | 128      | 151       |
| All India                             | 8574     | 3215     | 11789    | 107865   | 67002    | 174867   | 38736                      | 33178    | 56987     |

**Table 28. PWD and Minority Enrolment in various types of Universities (based on actual response)**  
**(b) Affiliated and Constituent Colleges**

|                         |       |       |       |        |        |         |        |        |        |
|-------------------------|-------|-------|-------|--------|--------|---------|--------|--------|--------|
| Central University      | 1635  | 1144  | 2779  | 16589  | 19957  | 36546   | 27910  | 31698  | 59608  |
| State Public University | 26379 | 28272 | 54651 | 671711 | 649124 | 1320835 | 216215 | 282835 | 499050 |
| All India               | 28014 | 29416 | 57430 | 688300 | 669081 | 1357381 | 244125 | 314533 | 558658 |



**Table 29. Post-wise Number of Teachers in various types of Universities  
(a) Teaching departments and Constituent Units/Off-campus Centres**

| Type of University                           | Professor & Equivalent |             |              | Reader & Associate Professor |             |              | Lecturer/ Assistant Professor |              |              |
|--|------------------------|-------------|--------------|------------------------------|-------------|--------------|-------------------------------|--------------|--------------|
|  | Male                   | Female      | Total        | Male                         | Female      | Total        | Male                          | Female       | Total        |
| <b>Central University</b>                    | 2325                   | 571         | 2896         | 1783                         | 645         | 2428         | 3863                          | 1735         | 5598         |
| <b>Central Open University</b>               | 73                     | 41          | 114          | 119                          | 72          | 191          | 126                           | 105          | 231          |
| <b>Institute of National Importance</b>      | 4777                   | 683         | 5460         | 2234                         | 354         | 2588         | 4973                          | 1001         | 5974         |
| <b>State Public University</b>               | 10666                  | 3115        | 13781        | 6215                         | 2177        | 8392         | 17977                         | 10314        | 28291        |
| <b>State Open University</b>                 | 78                     | 14          | 92           | 43                           | 16          | 59           | 132                           | 98           | 230          |
| <b>State Private University</b>              | 3595                   | 861         | 4456         | 3039                         | 1346        | 4385         | 16278                         | 10257        | 26535        |
| <b>State Private Open University</b>         | 4                      | 0           | 4            | 1                            | 0           | 1            | 0                             | 0            | 0            |
| <b>Institute under State Legislature Act</b> | 197                    | 38          | 235          | 50                           | 24          | 74           | 185                           | 84           | 269          |
| <b>Deemed University-Government</b>          | 1222                   | 248         | 1470         | 810                          | 221         | 1031         | 990                           | 319          | 1309         |
| <b>Deemed University-Government Aided</b>    | 308                    | 183         | 491          | 166                          | 146         | 312          | 527                           | 543          | 1070         |
| <b>Deemed University-Private</b>             | 5675                   | 2083        | 7758         | 4333                         | 2476        | 6809         | 13963                         | 9991         | 23954        |
| <b>Others</b>                                | 32                     | 21          | 53           | 83                           | 61          | 144          | 174                           | 122          | 296          |
| <b>All India</b>                             | <b>28952</b>           | <b>7858</b> | <b>36810</b> | <b>18876</b>                 | <b>7538</b> | <b>26414</b> | <b>59188</b>                  | <b>34569</b> | <b>93757</b> |

**Table 29. Post-wise Number of Teachers in various types of Universities  
(b) Affiliated and Constituent Colleges**

|                                |              |              |              |              |              |               |               |               |               |
|--------------------------------|--------------|--------------|--------------|--------------|--------------|---------------|---------------|---------------|---------------|
| <b>Central University</b>      | 1548         | 657          | 2205         | 3497         | 3762         | 7259          | 9616          | 8894          | 18510         |
| <b>State Public University</b> | 70211        | 25291        | 95502        | 89814        | 48498        | 138312        | 467042        | 315763        | 782805        |
| <b>All India</b>               | <b>71759</b> | <b>25948</b> | <b>97707</b> | <b>93311</b> | <b>52260</b> | <b>145571</b> | <b>476658</b> | <b>324657</b> | <b>801315</b> |

**Table 29. Post-wise Number of Teachers in various types of Universities(a) Teaching departments and Constituent Units/Off-campus Centres**

| Type of University                    | Demonstrator/ Tutor |             |              | Temporary Teacher etc |             |              | Grand Total   |              |               | Visiting Teacher |             |             |
|---------------------------------------|---------------------|-------------|--------------|-----------------------|-------------|--------------|---------------|--------------|---------------|------------------|-------------|-------------|
|                                       | Male                | Female      | Total        | Male                  | Female      | Total        | Male          | Female       | Total         | Male             | Female      | Total       |
| Central University                    | 10                  | 12          | 22           | 542                   | 268         | 810          | 8523          | 3231         | 11754         | 70               | 26          | 96          |
| Central Open University               | 0                   | 0           | 0            | 0                     | 0           | 0            | 318           | 218          | 536           | 0                | 0           | 0           |
| Institute of National Importance      | 90                  | 54          | 144          | 219                   | 133         | 352          | 12293         | 2225         | 14518         | 117              | 22          | 139         |
| State Public University               | 614                 | 458         | 1072         | 8034                  | 3919        | 11953        | 43506         | 19983        | 63489         | 1585             | 649         | 2234        |
| State Open University                 | 0                   | 0           | 0            | 35                    | 20          | 55           | 288           | 148          | 436           | 599              | 162         | 761         |
| State Private University              | 1629                | 1355        | 2984         | 253                   | 424         | 677          | 24794         | 14243        | 39037         | 527              | 262         | 789         |
| State Private Open University         | 0                   | 0           | 0            | 0                     | 0           | 0            | 5             | 0            | 5             | 0                | 0           | 0           |
| Institute under State Legislature Act | 65                  | 36          | 101          | 0                     | 0           | 0            | 497           | 182          | 679           | 0                | 0           | 0           |
| Deemed University-Government          | 72                  | 18          | 90           | 216                   | 59          | 275          | 3310          | 865          | 4175          | 26               | 11          | 37          |
| Deemed University-Government Aided    | 37                  | 44          | 81           | 166                   | 139         | 305          | 1204          | 1055         | 2259          | 5                | 10          | 15          |
| Deemed University-Private             | 3059                | 2760        | 5819         | 424                   | 317         | 741          | 27454         | 17627        | 45081         | 542              | 241         | 783         |
| Others                                | 3                   | 2           | 5            | 17                    | 22          | 39           | 309           | 228          | 537           | 24               | 2           | 26          |
| <b>All India</b>                      | <b>5579</b>         | <b>4739</b> | <b>10318</b> | <b>9906</b>           | <b>5301</b> | <b>15207</b> | <b>122501</b> | <b>60005</b> | <b>182506</b> | <b>3495</b>      | <b>1385</b> | <b>4880</b> |

**Table 29. Post-wise Number of Teachers in various types of Universities(b) Affiliated and Constituent Colleges**

|                         |              |              |              |              |              |              |               |               |                |             |             |              |
|-------------------------|--------------|--------------|--------------|--------------|--------------|--------------|---------------|---------------|----------------|-------------|-------------|--------------|
| Central University      | 584          | 703          | 1287         | 2059         | 2604         | 4663         | 17304         | 16620         | 33924          | 281         | 269         | 550          |
| State Public University | 17160        | 23967        | 41127        | 43256        | 41379        | 84635        | 687483        | 454898        | 1142381        | 8999        | 6908        | 15907        |
| <b>All India</b>        | <b>17744</b> | <b>24670</b> | <b>42414</b> | <b>45315</b> | <b>43983</b> | <b>89298</b> | <b>704787</b> | <b>471518</b> | <b>1176305</b> | <b>9280</b> | <b>7177</b> | <b>16457</b> |

**Table 30. Category-wise Number of Teachers in various types of Universities  
(a) Teaching departments and Constituent Units/Off-campus Centres**

| Type of University                    | Total         |              |               | SC          |             |             | ST          |             |             |
|---------------------------------------|---------------|--------------|---------------|-------------|-------------|-------------|-------------|-------------|-------------|
|                                       | Male          | Female       | Total         | Male        | Female      | Total       | Male        | Female      | Total       |
| Central University                    | 8523          | 3231         | 11754         | 803         | 228         | 1031        | 434         | 264         | 698         |
| Central Open University               | 318           | 218          | 536           | 52          | 19          | 71          | 18          | 8           | 26          |
| Institute of National Importance      | 12293         | 2225         | 14518         | 547         | 127         | 674         | 135         | 38          | 173         |
| State Public University               | 43506         | 19983        | 63489         | 3808        | 1614        | 5422        | 855         | 330         | 1185        |
| State Open University                 | 288           | 148          | 436           | 43          | 17          | 60          | 10          | 3           | 13          |
| State Private University              | 24794         | 14243        | 39037         | 455         | 165         | 620         | 230         | 302         | 532         |
| State Private Open University         | 5             | 0            | 5             | 0           | 0           | 0           | 0           | 0           | 0           |
| Institute under State Legislature Act | 497           | 182          | 679           | 17          | 4           | 21          | 0           | 1           | 1           |
| Deemed University-Government          | 3310          | 865          | 4175          | 158         | 45          | 203         | 46          | 16          | 62          |
| Deemed University-Government Aided    | 1204          | 1055         | 2259          | 92          | 70          | 162         | 31          | 14          | 45          |
| Deemed University-Private             | 27454         | 17627        | 45081         | 950         | 586         | 1536        | 183         | 81          | 264         |
| Others                                | 309           | 228          | 537           | 31          | 14          | 45          | 7           | 8           | 15          |
| <b>All India</b>                      | <b>122501</b> | <b>60005</b> | <b>182506</b> | <b>6956</b> | <b>2889</b> | <b>9845</b> | <b>1949</b> | <b>1065</b> | <b>3014</b> |

**Table 30. Category-wise Number of Teachers in various types of Universities  
(b) Affiliated and Constituent Colleges**

|                         |               |               |                |              |              |              |              |             |              |
|-------------------------|---------------|---------------|----------------|--------------|--------------|--------------|--------------|-------------|--------------|
| Central University      | 17304         | 16620         | 33924          | 1644         | 1012         | 2656         | 2581         | 3218        | 5799         |
| State Public University | 687483        | 454898        | 1142381        | 56141        | 28868        | 85009        | 13016        | 6307        | 19323        |
| <b>All India</b>        | <b>704787</b> | <b>471518</b> | <b>1176305</b> | <b>57785</b> | <b>29880</b> | <b>87665</b> | <b>15597</b> | <b>9525</b> | <b>25122</b> |

**Table 30. Category-wise Number of Teachers in various types of Universities  
(a) Teaching departments and Constituent Units/Off-campus Centres**

| Type of University                    | OBC          |             |              | PWD        |            |            | Muslim      |             |             | Other Minority Communities |             |             |
|---------------------------------------|--------------|-------------|--------------|------------|------------|------------|-------------|-------------|-------------|----------------------------|-------------|-------------|
|                                       | Male         | Female      | Total        | Male       | Female     | Total      | Male        | Female      | Total       | Male                       | Female      | Total       |
| Central University                    | 802          | 255         | 1057         | 82         | 12         | 94         | 1411        | 447         | 1858        | 234                        | 190         | 424         |
| Central Open University               | 20           | 6           | 26           | 9          | 3          | 12         | 21          | 10          | 31          | 3                          | 10          | 13          |
| Institute of National Importance      | 838          | 134         | 972          | 36         | 7          | 43         | 190         | 28          | 218         | 129                        | 20          | 149         |
| State Public University               | 7862         | 3741        | 11603        | 160        | 84         | 244        | 3981        | 523         | 4504        | 642                        | 586         | 1228        |
| State Open University                 | 50           | 33          | 83           | 1          | 0          | 1          | 3           | 2           | 5           | 2                          | 0           | 2           |
| State Private University              | 1883         | 864         | 2747         | 21         | 20         | 41         | 814         | 215         | 1029        | 410                        | 403         | 813         |
| State Private Open University         | 0            | 0           | 0            | 0          | 0          | 0          | 0           | 0           | 0           | 0                          | 0           | 0           |
| Institute under State Legislature Act | 25           | 5           | 30           | 3          | 0          | 3          | 9           | 1           | 10          | 1                          | 2           | 3           |
| Deemed University-Government          | 198          | 42          | 240          | 13         | 1          | 14         | 17          | 6           | 23          | 108                        | 28          | 136         |
| Deemed University-Government Aided    | 78           | 264         | 342          | 10         | 5          | 15         | 119         | 91          | 210         | 79                         | 67          | 146         |
| Deemed University-Private             | 6426         | 4349        | 10775        | 40         | 12         | 52         | 377         | 184         | 561         | 868                        | 818         | 1686        |
| Others                                | 33           | 13          | 46           | 1          | 0          | 1          | 2           | 2           | 4           | 2                          | 3           | 5           |
| <b>All India</b>                      | <b>18215</b> | <b>9706</b> | <b>27921</b> | <b>376</b> | <b>144</b> | <b>520</b> | <b>6944</b> | <b>1509</b> | <b>8453</b> | <b>2478</b>                | <b>2127</b> | <b>4605</b> |

**Table 30. Category-wise Number of Teachers in various types of Universities(b) Affiliated and Constituent Colleges**

|                         |               |               |               |             |             |             |              |              |              |              |              |              |
|-------------------------|---------------|---------------|---------------|-------------|-------------|-------------|--------------|--------------|--------------|--------------|--------------|--------------|
| Central University      | 3337          | 2474          | 5811          | 157         | 61          | 218         | 670          | 277          | 947          | 1208         | 1464         | 2672         |
| State Public University | 186764        | 119636        | 306400        | 2330        | 1240        | 3570        | 24028        | 13377        | 37405        | 14928        | 22685        | 37613        |
| <b>All India</b>        | <b>190101</b> | <b>122110</b> | <b>312211</b> | <b>2487</b> | <b>1301</b> | <b>3788</b> | <b>24698</b> | <b>13654</b> | <b>38352</b> | <b>16136</b> | <b>24149</b> | <b>40285</b> |

**Table31. State-wise Number of Hostels, Intake and Student Residing**

| State/ District           | Boys Hostel  |                |                | Girls Hostel |                |                | Others Hostel |               |              | Total Hostel |                |                |
|---------------------------|--------------|----------------|----------------|--------------|----------------|----------------|---------------|---------------|--------------|--------------|----------------|----------------|
|                           | Number       | Intake         | Residing       | Number       | Intake         | Residing       | Number        | Intake        | Residing     | Number       | Intake         | Residing       |
| 1                         | 2            | 3              | 4              | 5            | 6              | 7              | 8             | 9             | 10           | 11           | 12             | 13             |
| Andaman & Nicobar Islands | 8            | 808            | 1180           | 7            | 558            | 667            |               |               |              | 15           | 1366           | 1847           |
| Andhra Pradesh            | 731          | 175367         | 120450         | 1072         | 219562         | 154647         | 29            | 6796          | 3897         | 1832         | 401725         | 278994         |
| Arunachal Pradesh         | 36           | 3391           | 3102           | 34           | 2634           | 2246           | 1             | 58            | 58           | 71           | 6083           | 5406           |
| Assam                     | 272          | 28022          | 23090          | 379          | 27905          | 23008          | 12            | 564           | 453          | 663          | 56491          | 46551          |
| Bihar                     | 321          | 32962          | 21675          | 301          | 25142          | 15569          | 18            | 1422          | 716          | 640          | 59526          | 37960          |
| Chandigarh                | 29           | 5851           | 6024           | 48           | 8328           | 8690           | 9             | 1011          | 1011         | 86           | 15190          | 15725          |
| Chhatisgarh               | 288          | 25224          | 16465          | 357          | 38277          | 25632          | 5             | 243           | 187          | 650          | 63744          | 42284          |
| Dadra & Nagar Haveli      | 6            | 911            | 164            | 5            | 716            | 226            |               |               |              | 11           | 1627           | 390            |
| Daman & Diu               | 3            | 178            | 217            | 2            | 206            | 163            |               |               |              | 5            | 384            | 380            |
| Delhi                     | 131          | 22387          | 19904          | 148          | 22190          | 19100          | 31            | 3122          | 2826         | 310          | 47699          | 41830          |
| Goa                       | 25           | 2180           | 1487           | 20           | 1642           | 1396           | 7             | 332           | 297          | 52           | 4154           | 3180           |
| Gujarat                   | 1226         | 176982         | 91906          | 1275         | 188287         | 84390          | 89            | 12451         | 4489         | 2590         | 377720         | 180785         |
| Haryana                   | 458          | 83403          | 48387          | 520          | 79085          | 42629          | 15            | 1695          | 1263         | 993          | 164183         | 92279          |
| Himachal Pradesh          | 204          | 25619          | 15804          | 312          | 30862          | 20181          | 11            | 867           | 338          | 527          | 57348          | 36323          |
| Jammu and Kashmir         | 181          | 19969          | 11248          | 202          | 20947          | 9072           | 11            | 1163          | 501          | 394          | 42079          | 20821          |
| Jharkhand                 | 259          | 37362          | 29629          | 164          | 18087          | 13721          | 9             | 1246          | 904          | 432          | 56695          | 44254          |
| Karnataka                 | 2299         | 544764         | 376617         | 2595         | 521775         | 330747         | 121           | 13563         | 7804         | 5015         | 1080102        | 715168         |
| Kerala                    | 681          | 79406          | 53076          | 1259         | 164952         | 108313         | 41            | 3258          | 2470         | 1981         | 247616         | 163859         |
| Lakshadweep               | 1            | 5              | 3              | 1            | 25             | 22             |               |               |              | 2            | 30             | 25             |
| Madhya Pradesh            | 663          | 76713          | 51054          | 670          | 76250          | 48808          | 37            | 3163          | 1799         | 1370         | 156126         | 101661         |
| Maharashtra               | 2090         | 280222         | 167733         | 2482         | 290570         | 162305         | 133           | 19358         | 13176        | 4707         | 590150         | 343214         |
| Manipur                   | 70           | 3736           | 3535           | 91           | 5189           | 3881           | 5             | 225           | 175          | 166          | 9150           | 7591           |
| Meghalaya                 | 53           | 4874           | 3114           | 62           | 4036           | 2535           | 1             | 40            | 40           | 116          | 8950           | 5689           |
| Mizoram                   | 34           | 1778           | 1512           | 46           | 2281           | 1804           |               |               |              | 80           | 4059           | 3316           |
| Nagaland                  | 83           | 4451           | 3300           | 71           | 4191           | 3284           | 2             | 57            | 15           | 156          | 8699           | 6599           |
| Odisha                    | 956          | 119821         | 92845          | 1037         | 102367         | 79056          | 21            | 1918          | 1336         | 2014         | 224106         | 173237         |
| Puducherry                | 85           | 10865          | 6464           | 79           | 10142          | 6099           | 7             | 664           | 479          | 171          | 21671          | 13042          |
| Punjab                    | 606          | 130402         | 79977          | 848          | 136784         | 77265          | 22            | 2337          | 1805         | 1476         | 269523         | 159047         |
| Rajasthan                 | 712          | 92518          | 59414          | 745          | 88234          | 52192          | 33            | 3676          | 1741         | 1490         | 184428         | 113347         |
| Sikkim                    | 31           | 4565           | 3341           | 25           | 2931           | 2247           |               |               |              | 56           | 7496           | 5588           |
| Tamil Nadu                | 2266         | 545559         | 341718         | 2587         | 523870         | 299821         | 62            | 11009         | 7878         | 4915         | 1080438        | 649417         |
| Telangana                 | 389          | 75497          | 56771          | 529          | 103803         | 73505          | 19            | 1383          | 758          | 937          | 180683         | 131034         |
| Tripura                   | 30           | 4622           | 3300           | 26           | 2694           | 1905           | 4             | 340           | 234          | 61           | 7656           | 5439           |
| Uttar Pradesh             | 1722         | 252909         | 170444         | 1459         | 168738         | 112100         | 107           | 11643         | 6714         | 3289         | 433290         | 289258         |
| Uttrakhand                | 296          | 45060          | 33844          | 239          | 33379          | 22672          | 15            | 1091          | 539          | 550          | 79530          | 57055          |
| West Bengal               | 934          | 101130         | 74494          | 868          | 70984          | 46173          | 33            | 3097          | 2868         | 1835         | 175211         | 123535         |
| <b>All India</b>          | <b>18179</b> | <b>3019513</b> | <b>1993288</b> | <b>20565</b> | <b>2997623</b> | <b>1856071</b> | <b>910</b>    | <b>107792</b> | <b>66771</b> | <b>39658</b> | <b>6124928</b> | <b>3916130</b> |

**Table 32. Number of Hostels, Intake and Student Residing in various types of Universities  
(a) Teaching departments and Constituent Units/Off-campus Centres**

| Type of University                    | Boys Hostel |               |               | Girls Hostel |               |               | Others Hostel |              |              | Total Hostel |                |                |
|---------------------------------------|-------------|---------------|---------------|--------------|---------------|---------------|---------------|--------------|--------------|--------------|----------------|----------------|
|                                       | Number      | Intake        | Residing      | Number       | Intake        | Residing      | Number        | Intake       | Residing     | Number       | Intake         | Residing       |
| 1                                     | 5           | 6             | 7             | 8            | 9             | 10            | 11            | 12           | 13           | 14           | 15             | 16             |
| Central University                    | 257         | 46476         | 42066         | 199          | 29938         | 27657         | 18            | 2487         | 2309         | 474          | 78901          | 72032          |
| Central Open University               |             |               |               |              |               |               |               |              |              |              |                |                |
| Institute of National Importance      | 445         | 127823        | 124628        | 161          | 31310         | 30206         | 39            | 6031         | 5248         | 645          | 165164         | 160082         |
| State Public University               | 1274        | 212043        | 174913        | 998          | 167348        | 149185        | 67            | 4824         | 4118         | 2339         | 384215         | 328216         |
| State Open University                 | 1           | 200           | 200           | 1            | 150           | 150           |               |              |              | 2            | 350            | 350            |
| State Private University              | 476         | 133090        | 98993         | 342          | 81086         | 60057         | 19            | 3182         | 2129         | 837          | 217358         | 161179         |
| Institute under State Legislature Act | 6           | 588           | 514           | 10           | 1512          | 1423          | 11            | 707          | 662          | 27           | 2807           | 2599           |
| Deemed University-Government          | 112         | 20186         | 19374         | 53           | 7366          | 7010          | 23            | 1713         | 1530         | 188          | 29265          | 27914          |
| Deemed University-Government Aided    | 35          | 5137          | 4897          | 32           | 7494          | 7098          | 5             | 161          | 124          | 72           | 12792          | 12119          |
| Deemed University-Private             | 464         | 339855        | 290504        | 449          | 253305        | 205694        | 32            | 6048         | 4189         | 945          | 599208         | 500387         |
| Others                                | 11          | 1319          | 800           | 20           | 3458          | 2859          | 1             | 20           | 2            | 32           | 4797           | 3661           |
| <b>All India</b>                      | <b>3081</b> | <b>886717</b> | <b>756889</b> | <b>2265</b>  | <b>582967</b> | <b>491339</b> | <b>215</b>    | <b>25173</b> | <b>20311</b> | <b>5561</b>  | <b>1494857</b> | <b>1268539</b> |

**Table 32. Number of Hostels, Intake and Student Residing in various types of Universities  
(b) Affiliated and Constituent Colleges**

|                         |              |                |                |              |                |                |            |              |              |              |                |                |
|-------------------------|--------------|----------------|----------------|--------------|----------------|----------------|------------|--------------|--------------|--------------|----------------|----------------|
| Central University      | 317          | 27480          | 19508          | 412          | 33200          | 24457          | 20         | 1180         | 983          | 749          | 61860          | 44948          |
| State Public University | 11795        | 1743960        | 1028679        | 13571        | 1904248        | 1094720        | 537        | 66156        | 36974        | 25903        | 3714364        | 2160373        |
| <b>All India</b>        | <b>12112</b> | <b>1771440</b> | <b>1048187</b> | <b>13983</b> | <b>1937448</b> | <b>1119177</b> | <b>557</b> | <b>67336</b> | <b>37957</b> | <b>26652</b> | <b>3776224</b> | <b>2205321</b> |

Table 33. State-wise Out-turn/Pass-Out at various levels (based on actual response)

| Sl No            | State                     | Ph.D.        |             |              | M.Phil.     |              |              | Post Graduate |               |                |
|------------------|---------------------------|--------------|-------------|--------------|-------------|--------------|--------------|---------------|---------------|----------------|
|                  |                           | Male         | Female      | Total        | Male        | Female       | Total        | Male          | Female        | Total          |
| 1                | 2                         | 3            | 4           | 5            | 6           | 7            | 8            | 9             | 10            | 11             |
| 1                | Andaman & Nicobar Islands | 0            | 0           | 0            | 0           | 0            | 0            | 67            | 105           | 172            |
| 2                | Andhra Pradesh            | 261          | 132         | 393          | 67          | 48           | 115          | 47724         | 38749         | 86473          |
| 3                | Arunachal Pradesh         | 11           | 4           | 15           | 17          | 17           | 34           | 301           | 385           | 686            |
| 4                | Assam                     | 348          | 242         | 590          | 11          | 47           | 58           | 5262          | 6682          | 11944          |
| 5                | Bihar                     | 603          | 394         | 997          | 0           | 0            | 0            | 17969         | 12980         | 30949          |
| 6                | Chandigarh                | 83           | 25          | 108          | 146         | 54           | 200          | 1791          | 4389          | 6180           |
| 7                | Chhatisgarh               | 104          | 61          | 165          | 131         | 83           | 214          | 9927          | 11067         | 20994          |
| 8                | Dadra & Nagar Haveli      | 0            | 0           | 0            | 0           | 0            | 0            | 72            | 63            | 135            |
| 9                | Daman & Diu               | 0            | 0           | 0            | 0           | 0            | 0            | 0             | 0             | 0              |
| 10               | Delhi                     | 1255         | 352         | 1607         | 540         | 47           | 587          | 52188         | 39227         | 91415          |
| 11               | Goa                       | 17           | 21          | 38           | 1           | 2            | 3            | 683           | 1267          | 1950           |
| 12               | Gujarat                   | 661          | 275         | 936          | 205         | 189          | 394          | 27085         | 30152         | 57237          |
| 13               | Haryana                   | 188          | 186         | 374          | 119         | 190          | 309          | 10728         | 20826         | 31554          |
| 14               | Himachal Pradesh          | 144          | 133         | 277          | 102         | 167          | 269          | 4766          | 6881          | 11647          |
| 15               | Jammu and Kashmir         | 132          | 98          | 230          | 99          | 113          | 212          | 6956          | 2951          | 9907           |
| 16               | Jharkhand                 | 416          | 257         | 673          | 103         | 149          | 252          | 5099          | 6691          | 11790          |
| 17               | Karnataka                 | 1245         | 700         | 1945         | 75          | 157          | 232          | 43737         | 48042         | 91779          |
| 18               | Kerala                    | 201          | 230         | 431          | 135         | 460          | 595          | 8880          | 20531         | 29411          |
| 19               | Lakshadweep               | 0            | 0           | 0            | 0           | 0            | 0            | 1             | 3             | 4              |
| 20               | Madhya Pradesh            | 772          | 684         | 1456         | 650         | 588          | 1238         | 35613         | 38115         | 73728          |
| 21               | Maharashtra               | 1002         | 603         | 1605         | 401         | 313          | 714          | 67808         | 60920         | 128728         |
| 22               | Manipur                   | 58           | 58          | 116          | 0           | 5            | 5            | 559           | 573           | 1132           |
| 23               | Meghalaya                 | 11           | 9           | 20           | 4           | 5            | 9            | 711           | 883           | 1594           |
| 24               | Mizoram                   | 23           | 25          | 48           | 20          | 26           | 46           | 326           | 275           | 601            |
| 25               | Nagaland                  | 11           | 17          | 28           | 0           | 0            | 0            | 1001          | 633           | 1634           |
| 26               | Odisha                    | 414          | 335         | 749          | 372         | 515          | 887          | 8438          | 8301          | 16739          |
| 27               | Puducherry                | 99           | 46          | 145          | 0           | 6            | 6            | 2449          | 2162          | 4611           |
| 28               | Punjab                    | 232          | 283         | 515          | 167         | 276          | 443          | 21741         | 37746         | 59487          |
| 29               | Rajasthan                 | 1046         | 614         | 1660         | 574         | 287          | 861          | 34466         | 36864         | 71330          |
| 30               | Sikkim                    | 0            | 0           | 0            | 20          | 22           | 42           | 759           | 769           | 1528           |
| 31               | Tamil Nadu                | 2179         | 1794        | 3973         | 4027        | 9929         | 13956        | 88672         | 114468        | 203140         |
| 32               | Telangana                 | 489          | 234         | 723          | 149         | 106          | 255          | 43907         | 36757         | 80664          |
| 33               | Tripura                   | 33           | 21          | 54           | 0           | 0            | 0            | 1110          | 986           | 2096           |
| 34               | Uttar Pradesh             | 1443         | 762         | 2205         | 422         | 494          | 916          | 76540         | 98981         | 175521         |
| 35               | Uttarakhand               | 432          | 257         | 689          | 8           | 5            | 13           | 9937          | 11735         | 21672          |
| 36               | West Bengal               | 974          | 432         | 1406         | 136         | 123          | 259          | 28573         | 37991         | 66564          |
| <b>All India</b> |                           | <b>14887</b> | <b>9284</b> | <b>24171</b> | <b>8701</b> | <b>14423</b> | <b>23124</b> | <b>665846</b> | <b>739150</b> | <b>1404996</b> |

**Table 33. State-wise Out-turn/Pass-Out at various levels (based on actual response)**

| SI No            | State                     | Under Graduate |                |                | PG Diploma   |              |               | Diploma       |               |               |
|------------------|---------------------------|----------------|----------------|----------------|--------------|--------------|---------------|---------------|---------------|---------------|
|                  |                           | Male           | Female         | Total          | Male         | Female       | Total         | Male          | Female        | Total         |
| 1                | 2                         | 12             | 13             | 14             | 15           | 16           | 17            | 18            | 19            | 20            |
| 1                | Andaman & Nicobar Islands | 392            | 629            | 1021           | 0            | 0            | 0             | 65            | 54            | 119           |
| 2                | Andhra Pradesh            | 137370         | 119114         | 256484         | 354          | 242          | 596           | 15810         | 18566         | 34376         |
| 3                | Arunachal Pradesh         | 2700           | 2870           | 5570           | 50           | 48           | 98            | 340           | 114           | 454           |
| 4                | Assam                     | 44514          | 45366          | 89880          | 428          | 411          | 839           | 10242         | 7612          | 17854         |
| 5                | Bihar                     | 179033         | 129338         | 308371         | 329          | 196          | 525           | 4220          | 2201          | 6421          |
| 6                | Chandigarh                | 5303           | 7054           | 12357          | 172          | 342          | 514           | 387           | 505           | 892           |
| 7                | Chhatisgarh               | 39175          | 43676          | 82851          | 7565         | 6804         | 14369         | 11101         | 8817          | 19918         |
| 8                | Dadra & Nagar Haveli      | 257            | 417            | 674            | 0            | 19           | 19            | 52            | 10            | 62            |
| 9                | Daman & Diu               | 118            | 262            | 380            | 0            | 0            | 0             | 125           | 37            | 162           |
| 10               | Delhi                     | 115698         | 72574          | 188272         | 20079        | 10624        | 30703         | 15332         | 9841          | 25173         |
| 11               | Goa                       | 2666           | 4930           | 7596           | 24           | 32           | 56            | 1508          | 225           | 1733          |
| 12               | Gujarat                   | 131508         | 131824         | 263332         | 2129         | 2376         | 4505          | 23411         | 10692         | 34103         |
| 13               | Haryana                   | 46280          | 74478          | 120758         | 728          | 658          | 1386          | 9223          | 6588          | 15811         |
| 14               | Himachal Pradesh          | 16405          | 24940          | 41345          | 213          | 432          | 645           | 2231          | 3488          | 5719          |
| 15               | Jammu and Kashmir         | 24456          | 31527          | 55983          | 168          | 83           | 251           | 1095          | 506           | 1601          |
| 16               | Jharkhand                 | 47822          | 50220          | 98042          | 987          | 384          | 1371          | 2904          | 1064          | 3968          |
| 17               | Karnataka                 | 157443         | 188517         | 345960         | 1773         | 1550         | 3323          | 28858         | 24024         | 52882         |
| 18               | Kerala                    | 42759          | 87110          | 129869         | 102          | 158          | 260           | 5458          | 9182          | 14640         |
| 19               | Lakshadweep               | 28             | 98             | 126            | 0            | 0            | 0             | 0             | 0             | 0             |
| 20               | Madhya Pradesh            | 163631         | 143270         | 306901         | 37750        | 39944        | 77694         | 68509         | 37429         | 105938        |
| 21               | Maharashtra               | 347662         | 312597         | 660259         | 4646         | 3019         | 7665          | 64600         | 48407         | 113007        |
| 22               | Manipur                   | 9393           | 9909           | 19302          | 114          | 41           | 155           | 95            | 34            | 129           |
| 23               | Meghalaya                 | 4072           | 6049           | 10121          | 4            | 11           | 15            | 77            | 163           | 240           |
| 24               | Mizoram                   | 1225           | 1435           | 2660           | 0            | 0            | 0             | 173           | 354           | 527           |
| 25               | Nagaland                  | 2672           | 3787           | 6459           | 3            | 23           | 26            | 88            | 197           | 285           |
| 26               | Odisha                    | 71934          | 68280          | 140214         | 298          | 126          | 424           | 21615         | 8382          | 29997         |
| 27               | Puducherry                | 3155           | 6565           | 9720           | 268          | 104          | 372           | 550           | 312           | 862           |
| 28               | Punjab                    | 70291          | 105309         | 175600         | 1120         | 3094         | 4214          | 22540         | 13169         | 35709         |
| 29               | Rajasthan                 | 241190         | 233600         | 474790         | 2937         | 1807         | 4744          | 31111         | 5729          | 36840         |
| 30               | Sikkim                    | 1145           | 1458           | 2603           | 1            | 0            | 1             | 323           | 160           | 483           |
| 31               | Tamil Nadu                | 234841         | 321198         | 556039         | 5519         | 3467         | 8986          | 86234         | 26755         | 112989        |
| 32               | Telangana                 | 121982         | 125491         | 247473         | 1454         | 726          | 2180          | 8216          | 10228         | 18444         |
| 33               | Tripura                   | 6090           | 4894           | 10984          | 90           | 62           | 152           | 382           | 447           | 829           |
| 34               | Uttar Pradesh             | 673828         | 660025         | 1333853        | 4746         | 2746         | 7492          | 35269         | 21255         | 56524         |
| 35               | Uttarakhand               | 40878          | 51233          | 92111          | 549          | 471          | 1020          | 5320          | 2021          | 7341          |
| 36               | West Bengal               | 140550         | 133489         | 274039         | 413          | 340          | 753           | 23535         | 8755          | 32290         |
| <b>All India</b> |                           | <b>3128466</b> | <b>3203533</b> | <b>6331999</b> | <b>95013</b> | <b>80340</b> | <b>175353</b> | <b>500999</b> | <b>287323</b> | <b>788322</b> |



Table 33. State-wise Out-turn/Pass-Out at various levels (based on actual response)

| SI No            | State                     | Certificate  |              |              | Integrated   |              |              | Grand Total    |                |                |
|------------------|---------------------------|--------------|--------------|--------------|--------------|--------------|--------------|----------------|----------------|----------------|
|                  |                           | Male         | Female       | Total        | Male         | Female       | Total        | Male           | Female         | Total          |
| 1                | 2                         | 21           | 22           | 23           | 24           | 25           | 26           | 27             | 28             | 29             |
| 1                | Andaman & Nicobar Islands | 0            | 0            | 0            | 7            | 21           | 28           | 531            | 809            | 1340           |
| 2                | Andhra Pradesh            | 152          | 234          | 386          | 533          | 278          | 811          | 202271         | 177363         | 379634         |
| 3                | Arunachal Pradesh         | 310          | 235          | 545          | 0            | 0            | 0            | 3729           | 3673           | 7402           |
| 4                | Assam                     | 628          | 923          | 1551         | 274          | 396          | 670          | 61707          | 61679          | 123386         |
| 5                | Bihar                     | 185          | 123          | 308          | 141          | 39           | 180          | 202480         | 145271         | 347751         |
| 6                | Chandigarh                | 57           | 73           | 130          | 160          | 162          | 322          | 8099           | 12604          | 20703          |
| 7                | Chhatisgarh               | 100          | 190          | 290          | 110          | 142          | 252          | 68213          | 70840          | 139053         |
| 8                | Dadra & Nagar Haveli      | 0            | 0            | 0            | 0            | 0            | 0            | 381            | 509            | 890            |
| 9                | Daman & Diu               | 0            | 0            | 0            | 0            | 0            | 0            | 243            | 299            | 542            |
| 10               | Delhi                     | 616          | 403          | 1019         | 363          | 132          | 495          | 206071         | 133200         | 339271         |
| 11               | Goa                       | 8            | 0            | 8            | 7            | 23           | 30           | 4914           | 6500           | 11414          |
| 12               | Gujarat                   | 8544         | 2243         | 10787        | 712          | 828          | 1540         | 194255         | 178579         | 372834         |
| 13               | Haryana                   | 583          | 1301         | 1884         | 464          | 682          | 1146         | 68313          | 104909         | 173222         |
| 14               | Himachal Pradesh          | 344          | 369          | 713          | 52           | 34           | 86           | 24257          | 36444          | 60701          |
| 15               | Jammu and Kashmir         | 0            | 0            | 0            | 352          | 538          | 890          | 33258          | 35816          | 69074          |
| 16               | Jharkhand                 | 38           | 255          | 293          | 441          | 385          | 826          | 57810          | 59405          | 117215         |
| 17               | Karnataka                 | 1084         | 1444         | 2528         | 393          | 507          | 900          | 234608         | 264941         | 499549         |
| 18               | Kerala                    | 125          | 933          | 1058         | 288          | 346          | 634          | 57948          | 118950         | 176898         |
| 19               | Lakshadweep               | 0            | 0            | 0            | 0            | 0            | 0            | 29             | 101            | 130            |
| 20               | Madhya Pradesh            | 2906         | 794          | 3700         | 378          | 266          | 644          | 310209         | 261090         | 571299         |
| 21               | Maharashtra               | 1693         | 2422         | 4115         | 697          | 779          | 1476         | 488509         | 429060         | 917569         |
| 22               | Manipur                   | 0            | 60           | 60           | 0            | 0            | 0            | 10219          | 10680          | 20899          |
| 23               | Meghalaya                 | 43           | 40           | 83           | 0            | 0            | 0            | 4922           | 7160           | 12082          |
| 24               | Mizoram                   | 6            | 19           | 25           | 0            | 0            | 0            | 1773           | 2134           | 3907           |
| 25               | Nagaland                  | 0            | 0            | 0            | 0            | 0            | 0            | 3775           | 4657           | 8432           |
| 26               | Odisha                    | 1566         | 2418         | 3984         | 278          | 328          | 606          | 104915         | 88685          | 193600         |
| 27               | Puducherry                | 32           | 8            | 40           | 132          | 88           | 220          | 6685           | 9291           | 15976          |
| 28               | Punjab                    | 399          | 738          | 1137         | 502          | 437          | 939          | 116992         | 161052         | 278044         |
| 29               | Rajasthan                 | 1679         | 1877         | 3556         | 956          | 804          | 1760         | 313959         | 281582         | 595541         |
| 30               | Sikkim                    | 3            | 20           | 23           | 32           | 45           | 77           | 2283           | 2474           | 4757           |
| 31               | Tamil Nadu                | 3526         | 10953        | 14479        | 970          | 763          | 1733         | 425968         | 489327         | 915295         |
| 32               | Telangana                 | 165          | 243          | 408          | 611          | 495          | 1106         | 176973         | 174280         | 351253         |
| 33               | Tripura                   | 32           | 24           | 56           | 17           | 19           | 36           | 7754           | 6453           | 14207          |
| 34               | Uttar Pradesh             | 10529        | 11492        | 22021        | 2321         | 1096         | 3417         | 805098         | 796851         | 1601949        |
| 35               | Uttrakhand                | 88           | 53           | 141          | 197          | 65           | 262          | 57409          | 65840          | 123249         |
| 36               | West Bengal               | 1880         | 1580         | 3460         | 1089         | 429          | 1518         | 197150         | 183139         | 380289         |
| <b>All India</b> |                           | <b>37321</b> | <b>41467</b> | <b>78788</b> | <b>12477</b> | <b>10127</b> | <b>22604</b> | <b>4463710</b> | <b>4385647</b> | <b>8849357</b> |

**Table 34. Programme-wise Out-turn/Pass-Out (based on actual response)**

| Programme   | Male   | Female | Total  |
|---|--------|--------|--------|
| 1   | 2      | 3      | 4      |
| Ph.D.-Doctor of Philosophy                                    | 14169  | 9017   | 23186  |
| D.M.-Doctor of Medicine                                       | 229    | 30     | 259    |
| M.Ch.-Master of Chirurgiae                                    | 220    | 30     | 250    |
| D.Phil.-Doctor of Philosophy                                  | 123    | 101    | 224    |
| Vidya Varidhi-Vidya Varidhi                                   | 113    | 62     | 175    |
| Ayurveda Vachaspati-Ph.D in Ayurveda                          | 30     | 26     | 56     |
| D.Litt.-Doctor of Literature                                  | 1      | 18     | 19     |
| D.Sc.-Doctor of Science                                       | 2      | 0      | 2      |
| L.L.D.-Doctor of Laws   | 0      | 0      | 0      |
| Vidya Vachaspati-Vidya Vachaspati                             | 0      | 0      | 0      |
| M.Phil.-Master of Philosophy                                  | 8701   | 14423  | 23124  |
| M.A.-Master of Arts   | 211756 | 299363 | 511119 |
| M.Sc.-Master of Science                                       | 88913  | 129625 | 218538 |
| M.B.A.- Master of Business Administration                     | 118835 | 76340  | 195175 |
| M.Com.-Master of Commerce                                     | 55780  | 80696  | 136476 |
| M.C.A. -Master of Computer Applications                       | 46765  | 34523  | 81288  |
| M.Tech. -Master of Technology                                 | 48496  | 30686  | 79182  |
| M.E.-Master of Engineering                                    | 17302  | 15973  | 33275  |
| M.Ed. -Master of Education                                    | 7812   | 14898  | 22710  |
| M.S.W.-Master of Social Work                                  | 11382  | 8508   | 19890  |
| M.Pharm. -Master of Pharmacy                                  | 7198   | 7566   | 14764  |
| Acharya-Acharya   | 8149   | 4957   | 13106  |
| M.D.-Doctor of Medicine                                       | 6004   | 4302   | 10306  |
| P.G.D.M.-Post-Graduate Diploma in Management                  | 6691   | 2980   | 9671   |
| L.L.M.-Master of Law or Laws                                  | 3966   | 3322   | 7288   |
| M.Sc. Nursing-Master of Science in Nursing                    | 600    | 4044   | 4644   |
| M.Lib.Sc. -Master of Library Science                          | 1660   | 2412   | 4072   |
| M.D.S.-Master of Dental Surgery                               | 1771   | 2122   | 3893   |
| M.P.Ed.-Master of Physical Education                          | 2505   | 984    | 3489   |
| M.S.-Master of Science  | 1498   | 1439   | 2937   |
| M.Mgt.-Master of Management                                   | 1861   | 824    | 2685   |
| M.S.-Master of Surgery  | 1711   | 861    | 2572   |
| P.G.P.-Post-Graduate Programme in Management                  | 1901   | 616    | 2517   |
| M.L.I.Sc.-Master of Library & Information Science             | 1225   | 1260   | 2485   |
| M.H.R.D. -Master of Human Resource Development                | 1009   | 875    | 1884   |
| M.F.A. -Master of Fine Arts                                   | 845    | 862    | 1707   |
| M.P.T.-Master of Physiotherapy                                | 522    | 1056   | 1578   |
| M.J.M.C.-Master of Journalism and Mass Communication          | 868    | 659    | 1527   |
| M.Sc. Tech. -Master of Science in Technology                  | 698    | 698    | 1396   |
| M.B.A.(Tech.)-Master of Business Administration in Technology | 769    | 576    | 1345   |
| Pharm.D.-Doctor of Pharmacy                                   | 523    | 767    | 1290   |
| M.F.M. -Master of Financial Management                        | 744    | 397    | 1141   |
| M.V.Sc. -Master of Veterinary Sciences                        | 685    | 319    | 1004   |
| M.M.C.-Master in Mass Communication                           | 445    | 434    | 879    |
| M.Arch.-Master of Architecture                                | 399    | 456    | 855    |
| M.J.-Master of Journalism                                     | 608    | 222    | 830    |
| M.I.B.-Master of International Business                       | 415    | 266    | 681    |
| M.H.A. -Master of Hospital Administration                     | 258    | 293    | 551    |

**Table 34. Programme-wise Out-turn/Pass-Out (based on actual response)**

| Programme  | Male    | Female  | Total   |
|--|---------|---------|---------|
| 1  | 2       | 3       | 4       |
| M.Mus. -Master of Music  | 188     | 354     | 542     |
| M.Mkt.M. -Master of Marketing Management   | 398     | 109     | 507     |
| Vachaspati-Vachaspati  | 279     | 224     | 503     |
| M.L. -Master of Laws   | 253     | 172     | 425     |
| Shiksha Acharya-Shiksha Acharya  | 205     | 196     | 401     |
| M.Des.-Master of Design  | 201     | 148     | 349     |
| M.P.E.-Master of Physical Education  | 197     | 117     | 314     |
| M.Plan.-Master of Planning   | 160     | 147     | 307     |
| M.F.M.-Master of Fashion Management  | 102     | 198     | 300     |
| M.Sc.(Medical Bio-Chemistry)-Master of Science in Medical Bio-Chemistry                | 126     | 173     | 299     |
| M.P.H. -Master of Public Health  | 173     | 100     | 273     |
| M.P.A.-Master of Performing Arts   | 141     | 101     | 242     |
| M.F.Sc. -Master of Fishery Science   | 107     | 97      | 204     |
| Shikshan Parangat-Shikshan Parangat  | 50      | 113     | 163     |
| Parangat-Parangat  | 78      | 75      | 153     |
| M.Optom. -Master of Optometry  | 93      | 55      | 148     |
| M.F.Tech.-Master of Fashion Technology   | 27      | 114     | 141     |
| M.Sc.(Medical Microbiology)-Master of Science in Medical Microbiology                  | 58      | 65      | 123     |
| M.Sc. Tech.(Applied Geo-Physics)-Master of Science in Technology (Applied Geo-Physics) | 82      | 25      | 107     |
| M.Dance-Master of Dance  | 17      | 75      | 92      |
| M.Litt.-Master of Literature or Master of Letters                                      | 22      | 69      | 91      |
| M.Stat. -Master of Statistics  | 55      | 34      | 89      |
| M.B.A.(Pharma. Tech.)-Master of Business Administration in Pharmaceutical Technology   | 41      | 38      | 79      |
| M.H.M.S.-Master of Homeopathic Medicine and Science                                    | 35      | 32      | 67      |
| M.O.T. -Master of Occupational Therapy   | 23      | 39      | 62      |
| M.Sc.(Medical Anatomy) -Master of Science in Medical Anatomy                           | 26      | 30      | 56      |
| M.F.T. -Master of Foreign Trade  | 34      | 12      | 46      |
| M.P.S. -Master of Population Studies   | 21      | 17      | 38      |
| Samaj Karya Parangat-Samaj Karya Parangat  | 21      | 8       | 29      |
| M.Q.P.M.-Master of Quality and Productivity Management                                 | 14      | 12      | 26      |
| M.Sc.(Medical Physiology)-Master of Science in Medical Physiology                      | 12      | 9       | 21      |
| M.Sc.(Medical Pharmacology)-Master of Science in Medical Pharmacology                  | 11      | 7       | 18      |
| M.T.P.M.-Master in Transportation Planning and Management                              | 11      | 0       | 11      |
| M.O.L. -Master of Oriental Learning  | 7       | 1       | 8       |
| M.U.P.-Master of Urban Planning  | 7       | 1       | 8       |
| M.A.M.S.-Master of Ayurved in Medicine and Surgery                                     | 2       | 1       | 3       |
| C.P.A.-Certified Public  | 0       | 1       | 1       |
| B.A.-Bachelor of Arts  | 1007181 | 1234973 | 2242154 |
| B.Sc.-Bachelor of Science  | 431530  | 445745  | 877275  |
| B.Com.-Bachelor of Commerce  | 434433  | 424742  | 859175  |
| B.Ed.-Bachelor of Education  | 197793  | 348440  | 546233  |

**Table 34. Programme-wise Out-turn/Pass-Out (based on actual response)**

| Programme   | Male   | Female | Total  |
|---|--------|--------|--------|
| 1   | 2      | 3      | 4      |
| B.Tech.-Bachelor of Technology                                  | 306331 | 138199 | 444530 |
| B.E.-Bachelor of Engineering                                    | 268323 | 128890 | 397213 |
| B.A.(Hons)-Bachelor of Arts (Honors)                            | 118789 | 141462 | 260251 |
| B.C.A.-Bachelor of Computer Applications                        | 66426  | 57387  | 123813 |
| B.Sc.(Hons)-Bachelor of Science (Honors)                        | 51222  | 43635  | 94857  |
| B.B.A.-Bachelor of Business Administration                      | 53188  | 37810  | 90998  |
| L.L.B.-Bachelor of Law or Laws                                  | 39981  | 20409  | 60390  |
| B.Sc.(Nursing)-Bachelor of Science in Nursing                   | 6758   | 39805  | 46563  |
| M.B.B.S.-Bachelor of Medicine and Bachelor of Surgery           | 17014  | 17410  | 34424  |
| Shastri-Shastri   | 18870  | 14389  | 33259  |
| B.Pharm.-Bachelor of Pharmacy                                   | 15497  | 16003  | 31500  |
| B.B.M.-Bachelor of Business Management                          | 10521  | 9802   | 20323  |
| B.Agri.-Bachelor of Agriculture                                 | 15936  | 3645   | 19581  |
| B.D.S.-Bachelor of Dental Surgery                               | 4411   | 12469  | 16880  |
| B.Lib.I.Sc.-Bachelor of Library & Information Science           | 6931   | 7840   | 14771  |
| B.P.Ed.-Bachelor of Physical Education                          | 10032  | 4479   | 14511  |
| B.Sc.(Post Basic)-B.Sc (Post Basic)                             | 1052   | 9905   | 10957  |
| B.Architecture-Bachelor of Architecture                         | 3237   | 4062   | 7299   |
| B.H.M.S.-Bachelor of Homeopathic Medicine and Surgery           | 2555   | 4373   | 6928   |
| B.Litt.-Bachelor of Literature                                  | 1639   | 5179   | 6818   |
| B.P.T.-Bachelor of Physiotherapy                                | 1609   | 4604   | 6213   |
| B.A.M.S.-Bachelor of Ayurved Medicine & Surgery                 | 1844   | 2945   | 4789   |
| B.F.A.-Bachelor of Fine Arts                                    | 2677   | 2106   | 4783   |
| B.S.W.-Bachelor of Social Work                                  | 2609   | 2095   | 4704   |
| B.H.A.-Bachelor of Hospital Administration                      | 3683   | 677    | 4360   |
| Shiksha Shastri-Shiksha Shastri                                 | 2454   | 1757   | 4211   |
| B.P.E.-Bachelor of Physical Education                           | 2976   | 966    | 3942   |
| B.M.S.-Bachelor of Management Studies                           | 2000   | 1898   | 3898   |
| Ayurvedacharya-Ayurvedacharya                                   | 1232   | 2118   | 3350   |
| B.L.-Bachelor of Law or Laws                                    | 1970   | 1351   | 3321   |
| B.H.M.-Bachelor of Hotel Management                             | 2503   | 373    | 2876   |
| B.Lib.Sc.-Bachelor of Library Science                           | 1217   | 1424   | 2641   |
| B.J.M.C.-Bachelor of Journalism and Mass Communication          | 1336   | 937    | 2273   |
| B.Des.-Bachelor of Design                                       | 485    | 1677   | 2162   |
| B.H.M.C.T.-Bachelor of Hotel Management and Catering Technology | 1917   | 245    | 2162   |
| B.V.Sc.&A.H.-Bachelor of Veterinary Science & Animal Husbandry  | 1457   | 687    | 2144   |
| B.Pharm.(Ayu.) -Bachelor of Ayurved in Pharmacy                 | 1154   | 958    | 2112   |
| B.M.M.-Bachelor of Multi Media                                  | 708    | 627    | 1335   |
| B.Mus.-Bachelor of Music  | 439    | 581    | 1020   |
| B.U.M.S.-Bachelor of Unani Medicine and Surgery                 | 522    | 479    | 1001   |
| B.Optom.-Bachelor of Clinical Optometry                         | 343    | 301    | 644    |
| B.J.-Bachelor of Journalism                                     | 402    | 200    | 602    |
| B.F.Tech.-Bachelor of Fashion Technology                        | 125    | 457    | 582    |

**Table 34. Programme-wise Out-turn/Pass-Out (based on actual response)**

| Programme   | Male | Female | Total |
|---|------|--------|-------|
| 1   | 2    | 3      | 4     |
| B.S.Course-Bachelor of Science (Physician Assistant and Emergency & Trauma Care Management) | 68   | 358    | 426   |
| B.A.S.L.P.-Bachelor of Audiology and Speech Language Pathology                              | 93   | 314    | 407   |
| Visharad-Visharad   | 321  | 75     | 396   |
| B.B.S.-Bachelor of Business Studies   | 204  | 164    | 368   |
| B.F.Sc.-Bachelor of Fisheries Science   | 214  | 152    | 366   |
| B.H.M.T.T.-Bachelor of Hotel Management, Travel and Tourism                                 | 263  | 73     | 336   |
| Alankar-Alankar   | 141  | 175    | 316   |
| B.H.T.M.-Bachelor of Hotel and Tourism Management   | 231  | 77     | 308   |
| B.S.M.S.-Bachelor of Sridhar Medicine and Surgery   | 54   | 241    | 295   |
| B.P.S.-Bachelor of Professional Studies   | 135  | 146    | 281   |
| B.Voc.-Bachelor of Vocational Education   | 215  | 47     | 262   |
| B.O.T.-Bachelor of Occupational Therapy   | 45   | 178    | 223   |
| B.P.A.-Bachelor of Performing Arts  | 88   | 97     | 185   |
| B.G.L.-Bachelor of General Law  | 95   | 87     | 182   |
| B.O.L.-Bachelor of Oriental Learning  | 108  | 67     | 175   |
| B.Plan.-Bachelor of Planning  | 97   | 72     | 169   |
| B.Ch.E.-Bachelor of Chemical Engineering  | 127  | 32     | 159   |
| B.N.Y.S.-Bachelor of Naturopathy and Yogic Sciences   | 59   | 100    | 159   |
| B.Nat.(Yogic Sciences)-Bachelor of Naturopathy and Yogic                                    | 34   | 121    | 155   |
| B.S.S.-Bachelor in Social Sciences  | 115  | 32     | 147   |
| B.A.M.-Bachelor of Ayurved Medicine   | 64   | 83     | 147   |
| B.V.Sc.-Bachelor of Veterinary Science  | 68   | 62     | 130   |
| B.Stat.-Bachelor of Statistics  | 42   | 55     | 97    |
| B.Chem.Tech.-Bachelor of Chemical Technology  | 77   | 16     | 93    |
| B.Dance-Bachelor of Dance   | 20   | 72     | 92    |
| Samaj Vidya Visharad-Samaj Vidya Visharad   | 72   | 20     | 92    |
| Vidhyalankar-Vidhyalankar   | 50   | 28     | 78    |
| B.Sc.(Sericulture)-Bachelor of Science in Sericulture                                       | 19   | 25     | 44    |
| Hindi Shiksha Visharad-Hindi Shiksha Visharad   | 7    | 22     | 29    |
| B.C.E.-Bachelor of Civil Engineering  | 17   | 11     | 28    |
| B.C.L.-Bachelor of Civil Law  | 8    | 8      | 16    |
| B.I.B.F.-Bachelor of International Business and Finance                                     | 3    | 7      | 10    |
| Shiksha Visharad-Shiksha Visharad   | 0    | 0      | 0     |
| B.A. L.L.B.-Bachelor of Arts, Bachelor of Law or Laws                                       | 4326 | 2788   | 7114  |
| B.Tech M.Tech-Bachelor of Technology, Master of Technology                                  | 2687 | 938    | 3625  |
| B.A. B.Ed.-Bachelor of Arts, Bachelor of Education  | 1181 | 2113   | 3294  |
| Integrated M.Sc.-Integrated Master of Science   | 1672 | 1176   | 2848  |
| B.Sc. B.Ed.-Bachelor of Science, Bachelor of Education                                      | 174  | 712    | 886   |
| Integrated M.B.A.-Integrated Master of Business Administration                              | 502  | 383    | 885   |
| Integrated Ph.D-Integrated Doctor of Philosophy   | 434  | 432    | 866   |
| B.B.A. L.L.B.-Bachelor of Business Administration, Bachelor of Law or Laws                  | 388  | 422    | 810   |

**Table 34. Programme-wise Out-turn/Pass-Out (based on actual response)**

| <b>Programme</b>   | <b>Male</b> | <b>Female</b> | <b>Total</b> |
|--|-------------|---------------|--------------|
| <i>1</i>   | <i>2</i>    | <i>3</i>      | <i>4</i>     |
| B.S. M.S.-Bachelor of Science, Master of Science             | 331         | 273           | 604          |
| Integrated M.A.-Integrated Master of Arts                    | 281         | 209           | 490          |
| B.Com. L.L.B.-Bachelor of Commerce, Bachelor of Law          | 160         | 125           | 285          |
| Integrated M.C.A.-Integrated Master of Computer Applications | 140         | 134           | 274          |
| M.A. B.Ed.-Master of Arts, Bachelor of Education             | 107         | 139           | 246          |
| M.Com. B.Ed.-Master of Commerce, Bachelor of Education       | 8           | 125           | 133          |
| M.Sc. B.Ed.-Master of Science, Bachelor of Education         | 18          | 102           | 120          |
| B.Sc. L.L.B.-Bachelor of Science, Bachelor of Law or Laws    | 64          | 48            | 112          |
| B.Com. B.Ed.-Bachelor of Commerce, Bachelor of Education     | 4           | 8             | 12           |

**Table 35. Out-turn/Pass-Out at Under Graduate Level in Major Disciplines/ Subjects  
(based on actual response)**

| Discipline                                |                                | Male          | Female        | Total         |
|---|--------------------------------|---------------|---------------|---------------|
| 1   |                                | 2             | 3             | 4             |
| <b>Arts</b>                               |                                | 1007181       | 1234973       | 2242154       |
| <b>Science</b>                            |                                | 437461        | 438631        | 876092        |
| <b>Commerce</b>                           |                                | 434568        | 424888        | 859456        |
| <b>Engineering &amp; Technology</b>       | Aeronautical Engineering       | 2330          | 724           | 3054          |
|   | Agriculture Engineering        | 1772          | 975           | 2747          |
|   | Architecture                   | 3498          | 4274          | 7772          |
|   | Chemical Engineering           | 7333          | 2813          | 10146         |
|   | Civil Engineering              | 74709         | 19452         | 94161         |
|   | Computer Engineering           | 81298         | 79236         | 160534        |
|   | Dairy Technology               | 307           | 114           | 421           |
|   | Electrical Engineering         | 70911         | 26001         | 96912         |
|   | Electronics Engineering        | 106125        | 80883         | 187008        |
|   | Food Technology                | 686           | 574           | 1260          |
|   | Information Technology         | 24474         | 26143         | 50617         |
|   | Marine Engineering             | 1002          | 20            | 1022          |
|   | Mechanical Engineering         | 159859        | 9823          | 169682        |
|   | Metallurgical Engineering      | 2187          | 874           | 3061          |
|   | Mining Engineering             | 1122          | 58            | 1180          |
|   | Other Engineering & Technology | 40499         | 19246         | 59745         |
| Planning                                  | 97                             | 72            | 169           |               |
| <b>Engineering &amp; Technology Total</b> |                                | <b>578209</b> | <b>271282</b> | <b>849491</b> |
| <b>Education</b>                          |                                | 214676        | 368110        | 582786        |
| <b>Medical Science</b>                    | <b>Ayurveda</b>                | 3140          | 5146          | 8286          |
|   | Dentistry                      | 4411          | 12469         | 16880         |
|   | General Medicine               | 17014         | 17410         | 34424         |
|   | General Surgery                | 54            | 241           | 295           |
|   | Homeopathy                     | 2555          | 4373          | 6928          |
|   | Hospital Administration        | 3683          | 677           | 4360          |
|   | Medical Management             | 68            | 358           | 426           |
|   | Medical Science                | 4622          | 5735          | 10357         |
|   | Nursing                        | 7810          | 49710         | 57520         |
|   | Occupational Therapy           | 45            | 178           | 223           |
|   | Ophthalmology                  | 343           | 301           | 644           |
|   | Other Medical Science          | 59            | 100           | 159           |
|   | Pathology                      | 93            | 314           | 407           |
|   | Pharmacy                       | 16651         | 16961         | 33612         |
|   | Physiotherapy                  | 1609          | 4604          | 6213          |
| Unani                                     | 522                            | 479           | 1001          |               |
| <b>Medical Science Total</b>              |                                | <b>62679</b>  | <b>119056</b> | <b>181735</b> |
| <b>IT &amp; Computer</b>                  |                                | <b>92842</b>  | <b>84660</b>  | <b>177502</b> |

**Table 35. Out-turn/Pass-Out at Under Graduate Level in Major Disciplines/ Subjects  
(based on actual response)**

| <b>Discipline</b>                          | <b>Male</b>    | <b>Female</b>  | <b>Total</b>   |
|--|----------------|----------------|----------------|
| <i>1</i>                                   | <i>2</i>       | <i>3</i>       | <i>4</i>       |
| <b>Social Science</b>                      | 68283          | 71572          | 139855         |
| <b>Management</b>                          | 70830          | 50449          | 121279         |
| <b>Law</b>                                 | 42054          | 21855          | 63909          |
| <b>Indian Language</b>                     | 19223          | 30262          | 49485          |
| <b>Oriental Learning</b>                   | 19805          | 15184          | 34989          |
| <b>Agriculture</b>                         | 24659          | 7863           | 32522          |
| <b>Foreign Language</b>                    | 8490           | 11317          | 19807          |
| <b>Home Science</b>                        | 4841           | 14442          | 19283          |
| <b>Physical Education</b>                  | 13042          | 5566           | 18608          |
| <b>Library &amp; Information Science</b>   | 8157           | 9278           | 17435          |
| <b>Area Studies</b>                        | 5500           | 4304           | 9804           |
| <b>Fine Arts</b>                           | 4185           | 3858           | 8043           |
| <b>Linguistics</b>                         | 1639           | 5179           | 6818           |
| <b>Social Work</b>                         | 2681           | 2115           | 4796           |
| <b>Journalism &amp; Mass Communication</b> | 2108           | 1757           | 3865           |
| <b>Fashion Technology</b>                  | 1327           | 2334           | 3661           |
| <b>Veterinary &amp; Animal Sciences</b>    | 1530           | 761            | 2291           |
| <b>Design</b>                              | 485            | 1681           | 2166           |
| <b>Cultural Studies</b>                    | 826            | 1045           | 1871           |
| <b>Religious Studies</b>                   | 668            | 367            | 1035           |
| <b>Fisheries Science</b>                   | 339            | 230            | 569            |
| <b>Women Studies</b>                       | 42             | 334            | 376            |
| <b>Gandhian Studies</b>                    | 44             | 133            | 177            |
| <b>Defence Studies</b>                     | 62             | 42             | 104            |
| <b>Marine Science / Oceanography</b>       | 30             | 5              | 35             |
| <b>Criminology &amp; Forensic Science</b>  | 0              | 0              | 0              |
| <b>Grand Total</b>                         | <b>3128466</b> | <b>3203533</b> | <b>6331999</b> |



**Table 36. Out-turn/Pass-Out at Ph.D.,M.Phil. & Post Graduate Level in Major Disciplines/ Subjects  
(based on actual response)**

| Discipline                                |                                | Ph.D.       |            |             | M.Phil.    |             |             | Post Graduate |              |               |
|---|--------------------------------|-------------|------------|-------------|------------|-------------|-------------|---------------|--------------|---------------|
|   |                                | Male        | Female     | Total       | Male       | Female      | Total       | Male          | Female       | Total         |
| 1   |                                | 2           | 3          | 4           | 5          | 6           | 7           | 8             | 9            | 10            |
| Agriculture                               | Agriculture                    | 1205        | 633        | 1838        | 13         | 6           | 19          | 5174          | 2665         | 7839          |
|   | Horticulture                   | 59          | 37         | 96          | 0          | 0           | 0           | 663           | 303          | 966           |
|   | Forestry                       | 11          | 8          | 19          |            |             |             | 179           | 83           | 262           |
|   | Sericulture                    | 1           | 2          | 3           |            |             |             | 18            | 19           | 37            |
| <b>Agriculture Total</b>                  |                                | <b>1276</b> | <b>680</b> | <b>1956</b> | <b>13</b>  | <b>6</b>    | <b>19</b>   | <b>6034</b>   | <b>3070</b>  | <b>9104</b>   |
| Area Studies                              |                                | 174         | 162        | 336         | 278        | 412         | 690         | 12790         | 18753        | 31543         |
| Commerce                                  | Commerce                       | 643         | 536        | 1179        | 839        | 1975        | 2814        | 55780         | 80697        | 136477        |
|   | Foreign Trade                  |             |            |             | 0          | 0           | 0           | 34            | 12           | 46            |
| <b>Commerce Total</b>                     |                                | <b>643</b>  | <b>536</b> | <b>1179</b> | <b>839</b> | <b>1975</b> | <b>2814</b> | <b>55814</b>  | <b>80709</b> | <b>136523</b> |
| Criminology & Forensic Science            |                                | 1           | 0          | 1           | 0          | 0           | 0           | 57            | 91           | 148           |
| Cultural Studies                          |                                | 50          | 22         | 72          | 65         | 67          | 132         | 2384          | 3326         | 5710          |
| Defence Studies                           |                                | 20          | 4          | 24          | 124        | 1           | 125         | 415           | 148          | 563           |
| Design                                    | Design                         | 2           | 2          | 4           | 0          | 1           | 1           | 201           | 135          | 336           |
|   | Interior Design                |             |            |             |            |             |             | 48            | 147          | 195           |
| <b>Design Total</b>                       |                                | <b>2</b>    | <b>2</b>   | <b>4</b>    | <b>0</b>   | <b>1</b>    | <b>1</b>    | <b>249</b>    | <b>282</b>   | <b>531</b>    |
| Disability Studies                        |                                |             |            |             |            |             |             | 48            | 73           | 121           |
| Education                                 |                                | 408         | 414        | 822         | 286        | 577         | 863         | 24916         | 50850        | 75766         |
| Engineering & Technology                  | Computer Engineering           | 169         | 109        | 278         | 0          | 30          | 30          | 12618         | 15793        | 28411         |
|   | Electronics Engineering        | 134         | 57         | 191         |            |             |             | 12205         | 13113        | 25318         |
|   | Mechanical Engineering         | 339         | 21         | 360         |            |             |             | 13553         | 1725         | 15278         |
|   | Other Engineering & Technology | 723         | 341        | 1064        | 14         | 39          | 53          | 9333          | 4914         | 14247         |
|   | Electrical Engineering         | 205         | 61         | 266         |            |             |             | 7685          | 5129         | 12814         |
|   | Civil Engineering              | 200         | 54         | 254         |            |             |             | 7238          | 3622         | 10860         |
|   | Information Technology         | 14          | 6          | 20          | 3          | 9           | 12          | 1296          | 1463         | 2759          |
|   | Chemical Engineering           | 95          | 40         | 135         |            |             |             | 684           | 454          | 1138          |
|   | Architecture                   | 8           | 6          | 14          |            |             |             | 437           | 478          | 915           |
|   | Metallurgical Engineering      | 64          | 18         | 82          |            |             |             | 527           | 86           | 613           |
|   | Agriculture Engineering        | 44          | 19         | 63          |            |             |             | 333           | 180          | 513           |
|   | Food Technology                | 3           | 2          | 5           |            |             |             | 240           | 198          | 438           |
|   | Planning                       | 3           | 2          | 5           |            |             |             | 160           | 147          | 307           |
|   | Aeronautical Engineering       | 27          | 5          | 32          |            |             |             | 128           | 65           | 193           |
|   | Marine Engineering             | 0           | 0          | 0           |            |             |             | 96            | 12           | 108           |
|   | Mining Engineering             | 5           | 1          | 6           |            |             |             | 65            | 8            | 73            |
| Dairy Technology                          | 8                              | 2           | 10         |             |            |             | 19          | 15            | 34           |               |
| Transportation Planning                   |                                |             |            |             |            |             | 11          | 0             | 11           |               |
| Urban Planning                            |                                |             |            |             |            |             | 7           | 1             | 8            |               |
| <b>Engineering &amp; Technology Total</b> |                                | <b>2041</b> | <b>744</b> | <b>2785</b> | <b>17</b>  | <b>78</b>   | <b>95</b>   | <b>66635</b>  | <b>47403</b> | <b>114038</b> |
| Fashion Technology                        |                                | 0           | 3          | 3           | 0          | 10          | 10          | 373           | 780          | 1153          |
| Fine Arts                                 | Fine Arts                      | 16          | 26         | 42          | 80         | 118         | 198         | 461           | 400          | 861           |
|   | Performing Arts                | 48          | 34         | 82          | 20         | 21          | 41          | 246           | 479          | 725           |
|   | Music                          | 39          | 16         | 55          | 24         | 50          | 74          | 188           | 354          | 542           |
|   | Visual Arts                    | 24          | 10         | 34          | 1          | 1           | 2           | 296           | 159          | 455           |
| <b>Fine Arts Total</b>                    |                                | <b>127</b>  | <b>86</b>  | <b>213</b>  | <b>125</b> | <b>190</b>  | <b>315</b>  | <b>1191</b>   | <b>1392</b>  | <b>2583</b>   |
| Fisheries Science                         |                                | 78          | 28         | 106         | 1          | 6           | 7           | 210           | 149          | 359           |
| Foreign Language                          | English                        | 239         | 307        | 546         | 494        | 911         | 1405        | 25050         | 38294        | 63344         |
|   | Other Foreign Languages        | 47          | 10         | 57          | 85         | 36          | 121         | 639           | 483          | 1122          |
|   | French                         | 25          | 7          | 32          | 0          | 0           | 0           | 56            | 71           | 127           |
|   | German                         | 0           | 0          | 0           | 0          | 0           | 0           | 26            | 37           | 63            |
| Spanish                                   | 0                              | 0           | 0          | 0           | 0          | 0           | 3           | 9             | 12           |               |
| <b>Foreign Language Total</b>             |                                | <b>311</b>  | <b>324</b> | <b>635</b>  | <b>579</b> | <b>947</b>  | <b>1526</b> | <b>25774</b>  | <b>38894</b> | <b>64668</b>  |
| Gandhian Studies                          |                                | 1           | 0          | 1           | 0          | 6           | 6           | 1057          | 328          | 1385          |
| Home Science                              | Home Science                   | 2           | 126        | 128         | 0          | 53          | 53          | 724           | 3988         | 4712          |
|   | Nutrition                      | 1           | 10         | 11          | 0          | 16          | 16          | 44            | 414          | 458           |
|   | Food Technology                | 0           | 3          | 3           | 0          | 0           | 0           | 97            | 119          | 216           |
| <b>Home Science Total</b>                 |                                | <b>3</b>    | <b>139</b> | <b>142</b>  | <b>0</b>   | <b>69</b>   | <b>69</b>   | <b>865</b>    | <b>4521</b>  | <b>5386</b>   |
| Indian Language                           | Hindi                          | 330         | 260        | 590         | 131        | 177         | 308         | 18580         | 25263        | 43843         |
|   | Other Indian Languages         | 105         | 71         | 176         | 102        | 93          | 195         | 6954          | 8844         | 15798         |
|   | Bengali                        | 56          | 40         | 96          | 31         | 33          | 64          | 5003          | 10044        | 15047         |
|   | Tamil                          | 87          | 115        | 202         | 277        | 667         | 944         | 2962          | 9120         | 12082         |
|   | Urdu                           | 99          | 35         | 134         | 137        | 37          | 174         | 4630          | 4497         | 9127          |
|   | Sanskrit                       | 211         | 122        | 333         | 103        | 106         | 209         | 2995          | 5181         | 8176          |
|   | Telugu                         | 24          | 3          | 27          | 21         | 7           | 28          | 3011          | 3702         | 6713          |
|   | Kannada                        | 22          | 17         | 39          | 0          | 2           | 2           | 1703          | 2875         | 4578          |
|   | Punjabi                        | 11          | 10         | 21          | 69         | 78          | 147         | 788           | 2981         | 3769          |
| Malayalam                                 | 3                              | 5           | 8          | 4           | 26         | 30          | 302         | 887           | 1189         |               |
| Odiya                                     | 20                             | 23          | 43         | 35          | 38         | 73          | 125         | 355           | 480          |               |
| <b>Indian Language Total</b>              |                                | <b>968</b>  | <b>701</b> | <b>1669</b> | <b>910</b> | <b>1264</b> | <b>2174</b> | <b>47053</b>  | <b>73749</b> | <b>120802</b> |

**Table 36. Out-turn/Pass-Out at Ph.D.,M.Phil. & Post Graduate Level in Major Disciplines/ Subjects  
(based on actual response)**

| Discipline                                 |                               | Ph.D.      |            |            | M.Phil.    |             |             | Post Graduate |              |               |
|--|-------------------------------|------------|------------|------------|------------|-------------|-------------|---------------|--------------|---------------|
|  |                               | Male       | Female     | Total      | Male       | Female      | Total       | Male          | Female       | Total         |
| 1  |                               | 2          | 3          | 4          | 5          | 6           | 7           | 8             | 9            | 10            |
| IT & Computer                              | Computer Application          | 149        | 57         | 206        | 52         | 90          | 142         | 47999         | 36369        | 84368         |
|  | Computer Science              | 121        | 139        | 260        | 311        | 1444        | 1755        | 6231          | 11948        | 18179         |
|  | Information Technology        | 11         | 10         | 21         | 4          | 2           | 6           | 2053          | 3484         | 5537          |
|  | Multi Media                   |            |            |            |            |             |             | 242           | 0            | 242           |
|  | Animation                     |            |            |            |            |             |             | 10            | 7            | 17            |
|  | Graphics                      |            |            |            |            |             | 3           | 2             | 5            |               |
| <b>IT &amp; Computer Total</b>             |                               | <b>281</b> | <b>206</b> | <b>487</b> | <b>367</b> | <b>1536</b> | <b>1903</b> | <b>56538</b>  | <b>51810</b> | <b>108348</b> |
| <b>Journalism &amp; Mass Communication</b> |                               | 71         | 33         | 104        | 89         | 62          | 151         | 3278          | 2740         | 6018          |
| Law  | Law                           | 109        | 72         | 181        | 4          | 5           | 9           | 4108          | 3406         | 7514          |
|  | International Law             | 0          | 0          | 0          |            |             |             | 47            | 50           | 97            |
|  | Cyber Crime                   |            |            |            |            |             |             | 37            | 17           | 54            |
|  | Constitutional Law            |            |            |            |            |             |             | 27            | 20           | 47            |
|  | Civil Law                     |            |            |            |            |             | 0           | 1             | 1            |               |
| <b>Law Total</b>                           |                               | <b>109</b> | <b>72</b>  | <b>181</b> | <b>4</b>   | <b>5</b>    | <b>9</b>    | <b>4219</b>   | <b>3494</b>  | <b>7713</b>   |
| <b>Library &amp; Information Science</b>   |                               | 78         | 47         | 125        | 96         | 68          | 164         | 3000          | 3790         | 6790          |
| <b>Linguistics</b>                         |                               | 48         | 60         | 108        | 104        | 248         | 352         | 22            | 69           | 91            |
| Management                                 | Business Administration       | 141        | 98         | 239        | 96         | 181         | 277         | 120229        | 76926        | 197155        |
|  | Business Management           | 276        | 211        | 487        | 113        | 206         | 319         | 6856          | 2813         | 9669          |
|  | Other Management              | 105        | 84         | 189        | 8          | 7           | 15          | 1363          | 891          | 2254          |
|  | Human Resource Management     | 19         | 7          | 26         | 4          | 8           | 12          | 1052          | 950          | 2002          |
|  | Financial Management          | 6          | 0          | 6          | 1          | 8           | 9           | 944           | 481          | 1425          |
|  | Technology                    |            |            |            |            |             |             | 769           | 576          | 1345          |
|  | Marketing Management          | 7          | 4          | 11         | 2          | 8           | 10          | 657           | 222          | 879           |
|  | International Business        | 4          | 0          | 4          |            |             |             | 415           | 266          | 681           |
|  | Hospital Administration       | 0          | 0          | 0          |            |             |             | 258           | 293          | 551           |
|  | Agri-Business Management      | 1          | 3          | 4          |            |             |             | 446           | 62           | 508           |
|  | Pharmaceutical Technology     | 0          | 0          | 0          |            |             |             | 41            | 38           | 79            |
| Tourism Management                         | 11                            | 5          | 16         | 0          | 0          | 0           | 4           | 6             | 10           |               |
|  | Hotel Management              | 1          | 0          | 1          |            |             |             | 4             | 0            | 4             |
| <b>Management Total</b>                    |                               | <b>571</b> | <b>412</b> | <b>983</b> | <b>224</b> | <b>418</b>  | <b>642</b>  | <b>133038</b> | <b>83524</b> | <b>216562</b> |
| <b>Marine Science / Oceanography</b>       |                               | 37         | 34         | 71         | 6          | 9           | 15          | 149           | 94           | 243           |
| Medical Science                            | Pharmacy                      | 224        | 69         | 293        |            |             |             | 7829          | 8405         | 16234         |
|  | Nursing                       | 2          | 21         | 23         | 1          | 4           | 5           | 629           | 4210         | 4839          |
|  | Dentistry                     | 5          | 10         | 15         |            |             |             | 1771          | 2122         | 3893          |
|  | General Medicine              | 11         | 5          | 16         | 1          | 6           | 7           | 1598          | 770          | 2368          |
|  | Other Medical Science         | 97         | 90         | 187        | 9          | 34          | 43          | 1283          | 702          | 1985          |
|  | Physiotherapy                 | 8          | 2          | 10         |            |             |             | 529           | 1063         | 1592          |
|  | General Surgery               | 0          | 0          | 0          |            |             |             | 1128          | 205          | 1333          |
|  | Ayurveda                      | 31         | 26         | 57         |            |             |             | 676           | 600          | 1276          |
|  | Anesthesiology                | 10         | 4          | 14         |            |             |             | 434           | 302          | 736           |
|  | Gynaecology                   | 0          | 4          | 4          |            |             |             | 121           | 555          | 676           |
|  | Pediatrics                    | 29         | 9          | 38         |            |             |             | 408           | 227          | 635           |
|  | Pathology                     | 1          | 4          | 5          |            |             |             | 236           | 393          | 629           |
|  | Homeopathy                    | 1          | 0          | 1          |            |             |             | 232           | 350          | 582           |
|  | Ophthalmology                 | 0          | 0          | 0          |            |             |             | 267           | 289          | 556           |
|  | Orthopaedics                  | 11         | 0          | 11         |            |             |             | 478           | 11           | 489           |
|  | Medical Science               |            |            |            |            |             |             | 146           | 324          | 470           |
|  | Public Health                 | 0          | 1          | 1          |            |             |             | 275           | 156          | 431           |
|  | Radiology                     | 10         | 1          | 11         |            |             |             | 220           | 127          | 347           |
|  | Microbiology                  | 5          | 4          | 9          |            |             |             | 88            | 251          | 339           |
|  | Lab Medicine                  | 3          | 3          | 6          |            |             |             | 273           | 39           | 312           |
|  | ENT                           | 0          | 1          | 1          |            |             |             | 182           | 117          | 299           |
|  | Anatomy                       | 3          | 5          | 8          |            |             |             | 161           | 128          | 289           |
|  | Dermatology                   | 0          | 0          | 0          |            |             |             | 80            | 166          | 246           |
|  | Bio-Chemistry                 | 17         | 2          | 19         |            |             |             | 79            | 138          | 217           |
|  | Physiology                    | 3          | 3          | 6          |            |             |             | 82            | 117          | 199           |
|  | Psychiatry                    | 0          | 1          | 1          | 6          | 4           | 10          | 115           | 67           | 182           |
|  | Bio-Technology                | 1          | 0          | 1          |            |             |             | 48            | 110          | 158           |
|  | Forensic Medicine/ Toxicology | 5          | 8          | 13         |            |             |             | 75            | 23           | 98            |
|  | Radiotherapy                  | 0          | 0          | 0          |            |             |             | 67            | 24           | 91            |
|  | Occupational Therapy          | 0          | 0          | 0          |            |             |             | 26            | 54           | 80            |
|  | Bio-Physics                   | 0          | 1          | 1          |            |             |             | 29            | 43           | 72            |
|  | Indian Medicine               | 20         | 8          | 28         |            |             |             | 22            | 49           | 71            |
| Haematology                                | 7                             | 6          | 13         |            |            |             | 21          | 41            | 62           |               |
| Cardiology                                 | 121                           | 19         | 140        |            |            |             | 40          | 6             | 46           |               |
| Oncology                                   | 18                            | 3          | 21         |            |            |             | 21          | 12            | 33           |               |
| Medical Physics                            | 6                             | 6          | 12         |            |            |             | 16          | 13            | 29           |               |
| Gastroenterology                           | 46                            | 0          | 46         |            |            |             | 18          | 3             | 21           |               |

**Table 36. Out-turn/Pass-Out at Ph.D.,M.Phil. & Post Graduate Level in Major Disciplines/ Subjects  
(based on actual response)**

| Discipline                                    |                              | Ph.D.        |             |              | M.Phil.     |              |              | Post Graduate |               |                |
|---|------------------------------|--------------|-------------|--------------|-------------|--------------|--------------|---------------|---------------|----------------|
|   |                              | Male         | Female      | Total        | Male        | Female       | Total        | Male          | Female        | Total          |
| 1   |                              | 2            | 3           | 4            | 5           | 6            | 7            | 8             | 9             | 10             |
| Medical Science                               | Nuclear Medicine             | 1            | 1           | 2            |             |              |              | 14            | 6             | 20             |
|   | Urology                      | 36           | 0           | 36           |             |              |              | 15            | 2             | 17             |
|   | Neurology                    | 72           | 8           | 80           |             |              |              | 11            | 3             | 14             |
|   | Hospital Administration      | 0            | 0           | 0            |             |              |              | 10            | 1             | 11             |
|   | Plastic Surgery              | 24           | 6           | 30           |             |              |              | 9             | 0             | 9              |
|   | Nephrology                   | 25           | 3           | 28           |             |              |              | 7             | 2             | 9              |
|   | Unani                        | 0            | 0           | 0            |             |              |              | 3             | 5             | 8              |
|   | Bio-Statistics               | 0            | 1           | 1            |             |              |              | 0             | 4             | 4              |
|   | Endocrinology                | 21           | 7           | 28           |             |              |              | 2             | 1             | 3              |
| Hepatology                                    | 9                            | 1            | 10          |              |             |              | 2            | 0             | 2             |                |
| Medical Management                            |                              |              |             |              |             |              | 0            | 0             | 0             |                |
| <b>Medical Science Total</b>                  |                              | <b>883</b>   | <b>343</b>  | <b>1226</b>  | <b>17</b>   | <b>48</b>    | <b>65</b>    | <b>19776</b>  | <b>22236</b>  | <b>42012</b>   |
| Oriental Learning                             | Oriental Learning            | 183          | 101         | 284          | 77          | 53           | 130          | 8423          | 5410          | 13833          |
|   | Jyotisha                     | 17           | 1           | 18           | 18          | 4            | 22           | 319           | 118           | 437            |
|   | Veda                         | 7            | 1           | 8            | 10          | 7            | 17           | 192           | 116           | 308            |
| <b>Oriental Learning Total</b>                |                              | <b>207</b>   | <b>103</b>  | <b>310</b>   | <b>105</b>  | <b>64</b>    | <b>169</b>   | <b>8934</b>   | <b>5644</b>   | <b>14578</b>   |
| Physical Education                            | Physical Education           | 173          | 47          | 220          | 262         | 69           | 331          | 2702          | 1101          | 3803           |
|   | Yoga                         | 11           | 2           | 13           | 21          | 11           | 32           |               |               |                |
| <b>Physical Education Total</b>               |                              | <b>184</b>   | <b>49</b>   | <b>233</b>   | <b>283</b>  | <b>80</b>    | <b>363</b>   | <b>2702</b>   | <b>1101</b>   | <b>3803</b>    |
| Religious Studies                             | Religious Studies            | 45           | 28          | 73           | 16          | 19           | 35           | 253           | 428           | 681            |
|   | Islamic Studies              | 9            | 3           | 12           | 0           | 3            | 3            | 92            | 70            | 162            |
|   | Theology                     | 3            | 0           | 3            |             |              |              | 107           | 30            | 137            |
|   | Buddhist Studies             | 16           | 4           | 20           | 23          | 0            | 23           | 59            | 2             | 61             |
|   | Christian Studies            | 0            | 0           | 0            | 0           | 0            | 0            | 1             | 0             | 1              |
| Jainism                                       | 0                            | 0            | 0           |              |             |              | 0            | 0             | 0             |                |
| <b>Religious Studies Total</b>                |                              | <b>73</b>    | <b>35</b>   | <b>108</b>   | <b>39</b>   | <b>22</b>    | <b>61</b>    | <b>512</b>    | <b>530</b>    | <b>1042</b>    |
| Science                                       | Mathematics                  | 350          | 238         | 588          | 629         | 1325         | 1954         | 15400         | 23815         | 39215          |
|   | Chemistry                    | 868          | 426         | 1294         | 393         | 604          | 997          | 16010         | 18629         | 34639          |
|   | Other Science                | 602          | 323         | 925          | 284         | 553          | 837          | 10021         | 13099         | 23120          |
|   | Physics                      | 598          | 298         | 896          | 408         | 647          | 1055         | 8839          | 11920         | 20759          |
|   | Zoology                      | 301          | 228         | 529          | 173         | 258          | 431          | 4677          | 9222          | 13899          |
|   | Botany                       | 277          | 265         | 542          | 155         | 200          | 355          | 4127          | 8346          | 12473          |
|   | Bio-Technology               | 320          | 287         | 607          | 37          | 162          | 199          | 2060          | 4015          | 6075           |
|   | Microbiology                 | 68           | 60          | 128          | 15          | 140          | 155          | 1430          | 3473          | 4903           |
|   | Bio-Chemistry                | 118          | 87          | 205          | 28          | 144          | 172          | 938           | 1936          | 2874           |
|   | Statistics                   | 85           | 41          | 126          | 47          | 85           | 132          | 1205          | 1605          | 2810           |
|   | Life Science                 | 114          | 103         | 217          | 57          | 71           | 128          | 918           | 1729          | 2647           |
|   | Environmental Science        | 78           | 79          | 157          | 37          | 72           | 109          | 1239          | 1223          | 2462           |
|   | Geology                      | 97           | 48          | 145          | 39          | 11           | 50           | 1371          | 705           | 2076           |
|   | Electronics                  | 42           | 9           | 51           | 45          | 23           | 68           | 1061          | 795           | 1856           |
|   | Bio-Science                  | 64           | 46          | 110          | 22          | 17           | 39           | 674           | 1025          | 1699           |
| Geo-Physics                                   | 12                           | 3            | 15          | 1            | 0           | 1            | 257          | 149           | 406           |                |
| Genetics                                      | 36                           | 34           | 70          | 19           | 10          | 29           | 128          | 179           | 307           |                |
| Science                                       | 2                            | 0            | 2           |              |             |              |              |               |               |                |
| <b>Science Total</b>                          |                              | <b>4032</b>  | <b>2575</b> | <b>6607</b>  | <b>2389</b> | <b>4322</b>  | <b>6711</b>  | <b>70355</b>  | <b>101865</b> | <b>172220</b>  |
| Social Science                                | History                      | 260          | 166         | 426          | 256         | 259          | 515          | 25016         | 24093         | 49109          |
|   | Sociology                    | 187          | 131         | 318          | 168         | 202          | 370          | 17616         | 24992         | 42608          |
|   | Other Social Science         | 321          | 250         | 571          | 357         | 320          | 677          | 15524         | 23423         | 38947          |
|   | Political Science            | 203          | 124         | 327          | 220         | 172          | 392          | 18831         | 18709         | 37540          |
|   | Economics                    | 344          | 212         | 556          | 348         | 504          | 852          | 11958         | 15820         | 27778          |
|   | Geography                    | 133          | 58          | 191          | 72          | 54           | 126          | 6955          | 7571          | 14526          |
|   | Psychology                   | 107          | 155         | 262          | 62          | 169          | 231          | 2982          | 5710          | 8692           |
|   | Public Administration        | 63           | 30          | 93           | 67          | 35           | 102          | 4301          | 1797          | 6098           |
|   | Philosophy                   | 203          | 150         | 353          | 44          | 36           | 80           | 1457          | 1665          | 3122           |
|   | Anthropology                 | 90           | 32          | 122          | 14          | 25           | 39           | 257           | 416           | 673            |
| Mathematics                                   | 1                            | 0            | 1           |              |             |              | 215          | 200           | 415           |                |
| Population Studies                            | 21                           | 7            | 28          | 19           | 6           | 25           | 21           | 17            | 38            |                |
| Statistics                                    | 0                            | 0            | 0           | 0            | 0           | 0            | 7            | 6             | 13            |                |
| <b>Social Science Total</b>                   |                              | <b>1933</b>  | <b>1315</b> | <b>3248</b>  | <b>1627</b> | <b>1782</b>  | <b>3409</b>  | <b>105140</b> | <b>124419</b> | <b>229559</b>  |
| Social Work                                   |                              | 61           | 50          | 111          | 107         | 131          | 238          | 11403         | 8516          | 19919          |
| Veterinary & Animal Sciences                  | Veterinary & Animal Sciences | 209          | 81          | 290          | 0           | 1            | 1            | 716           | 334           | 1050           |
|   | Dairy Science                | 1            | 0           | 1            |             |              |              | 37            | 8             | 45             |
| <b>Veterinary &amp; Animal Sciences Total</b> |                              | <b>210</b>   | <b>81</b>   | <b>291</b>   | <b>0</b>    | <b>1</b>     | <b>1</b>     | <b>753</b>    | <b>342</b>    | <b>1095</b>    |
| Women Studies                                 |                              | 6            | 24          | 30           | 7           | 18           | 25           | 162           | 4458          | 4620           |
| <b>Grand Total</b>                            |                              | <b>14887</b> | <b>9284</b> | <b>24171</b> | <b>8701</b> | <b>14423</b> | <b>23124</b> | <b>665846</b> | <b>739150</b> | <b>1404996</b> |

Table 37. Number of different types of Institutions attached with University

| State                     | Central University |                                  |                               |                   | Central University Total | State Public University |                                  |                               |                   | State Public University Total |
|---------------------------|--------------------|----------------------------------|-------------------------------|-------------------|--------------------------|-------------------------|----------------------------------|-------------------------------|-------------------|-------------------------------|
|                           | Affiliated College | Constituent / University College | PG Center / Off-Campus Center | Recognized Center |                          | Affiliated College      | Constituent / University College | PG Center / Off-Campus Center | Recognized Center |                               |
| 1                         | 2                  | 3                                | 4                             | 5                 | 6                        | 7                       | 8                                | 9                             | 10                | 11                            |
| Andaman & Nicobar Islands | 7                  |                                  | 1                             |                   | 8                        |                         |                                  |                               |                   |                               |
| Andhra Pradesh            |                    |                                  |                               |                   |                          | 2481                    | 51                               | 11                            | 1                 | 2544                          |
| Arunachal Pradesh         | 27                 | 1                                |                               | 1                 | 29                       |                         |                                  |                               |                   |                               |
| Assam                     | 58                 |                                  | 1                             | 4                 | 63                       | 473                     | 8                                |                               | 5                 | 486                           |
| Bihar                     |                    | 2                                |                               |                   | 2                        | 468                     | 274                              | 7                             | 20                | 769                           |
| Chandigarh                |                    |                                  |                               | 1                 | 1                        | 25                      |                                  |                               |                   | 25                            |
| Chhatisgarh               |                    |                                  |                               |                   |                          | 687                     | 19                               | 1                             | 29                | 736                           |
| Dadra & Nagar Haveli      |                    |                                  |                               |                   |                          | 8                       |                                  |                               | 1                 | 9                             |
| Daman & Diu               |                    |                                  |                               |                   |                          | 8                       |                                  |                               |                   | 8                             |
| Delhi                     | 76                 |                                  | 1                             | 9                 | 86                       | 115                     |                                  |                               | 15                | 130                           |
| Goa                       |                    |                                  |                               |                   |                          | 55                      |                                  | 2                             | 11                | 68                            |
| Gujarat                   | 1                  |                                  |                               |                   | 1                        | 1962                    | 56                               | 24                            | 41                | 2083                          |
| Haryana                   |                    | 1                                |                               |                   | 1                        | 1093                    | 19                               | 1                             | 4                 | 1117                          |
| Himachal Pradesh          |                    |                                  |                               |                   |                          | 334                     | 14                               |                               | 9                 | 357                           |
| Jammu and Kashmir         |                    | 2                                |                               |                   | 2                        | 308                     | 19                               | 6                             | 9                 | 342                           |
| Jharkhand                 | 1                  |                                  |                               |                   | 1                        | 255                     | 72                               |                               | 10                | 337                           |
| Karnataka                 |                    | 2                                |                               | 3                 | 5                        | 3492                    | 61                               | 47                            | 142               | 3742                          |
| Kerala                    | 1                  |                                  | 1                             | 2                 | 4                        | 1259                    | 42                               | 10                            | 56                | 1367                          |
| Lakshadweep               |                    |                                  |                               |                   |                          |                         |                                  | 3                             | 1                 | 4                             |
| Madhya Pradesh            | 193                | 1                                |                               | 1                 | 195                      | 2039                    | 27                               | 2                             | 717               | 2785                          |
| Maharashtra               |                    | 2                                |                               | 5                 | 7                        | 4503                    | 64                               | 18                            | 171               | 4756                          |
| Manipur                   | 85                 | 2                                | 1                             |                   | 88                       |                         |                                  |                               | 1                 | 1                             |
| Meghalaya                 | 60                 | 2                                | 2                             |                   | 64                       | 1                       |                                  |                               | 3                 | 4                             |
| Mizoram                   | 27                 | 2                                |                               |                   | 29                       |                         |                                  |                               |                   |                               |
| Nagaland                  | 65                 |                                  |                               |                   | 65                       |                         |                                  |                               | 2                 | 2                             |
| Odisha                    |                    |                                  |                               |                   |                          | 1055                    | 21                               | 1                             |                   | 1077                          |
| Puducherry                | 82                 | 1                                | 1                             |                   | 84                       | 1                       |                                  |                               |                   | 1                             |
| Punjab                    |                    |                                  |                               |                   |                          | 1005                    | 45                               | 17                            | 3                 | 1070                          |
| Rajasthan                 |                    |                                  |                               |                   |                          | 3024                    | 26                               |                               | 101               | 3151                          |
| Sikkim                    | 12                 | 1                                |                               |                   | 13                       | 3                       |                                  |                               |                   | 3                             |
| Tamil Nadu                |                    |                                  |                               | 1                 | 1                        | 2287                    | 81                               | 6                             | 6                 | 2380                          |
| Telangana                 |                    | 1                                |                               | 36                | 37                       | 2421                    | 32                               | 7                             | 33                | 2493                          |
| Tripura                   | 50                 | 1                                |                               |                   | 51                       |                         |                                  |                               |                   |                               |
| Uttar Pradesh             | 4                  | 15                               | 2                             | 8                 | 29                       | 6442                    | 30                               | 1                             | 65                | 6538                          |
| Uttrakhand                | 188                |                                  |                               | 1                 | 189                      | 236                     | 15                               | 2                             | 10                | 263                           |
| West Bengal               |                    | 1                                | 1                             |                   | 2                        | 1036                    | 45                               | 2                             | 16                | 1099                          |
| <b>Grand Total</b>        | <b>937</b>         | <b>37</b>                        | <b>11</b>                     | <b>72</b>         | <b>1057</b>              | <b>37076</b>            | <b>1021</b>                      | <b>168</b>                    | <b>1482</b>       | <b>39747</b>                  |

Table 37. Number of different types of Institutions attached with University

| State                     | State Private University         |                               |                   | State Private University Total | Deemed University-Government     |                               |                   | Deemed University-Government Total | Deemed University-Government Aided |                               | Deemed University-Government Aided Total |
|---------------------------|----------------------------------|-------------------------------|-------------------|--------------------------------|----------------------------------|-------------------------------|-------------------|------------------------------------|------------------------------------|-------------------------------|--|
|                           | Constituent / University College | PG Center / Off-Campus Center | Recognized Center |                                | Constituent / University College | PG Center / Off-Campus Center | Recognized Center |                                    | Constituent / University College   | PG Center / Off-Campus Center |  |
| 1                         | 12                               | 13                            | 14                | 15                             | 16                               | 17                            | 18                | 19                                 | 20                                 | 21                            | 22                                       |
| Andaman & Nicobar Islands |                                  |                               |                   |                                |                                  |                               |                   |                                    |                                    |                               |  |
| Andhra Pradesh            |                                  |                               |                   |                                |                                  |                               | 1                 | 1                                  |                                    |                               |  |
| Arunachal Pradesh         |                                  |                               |                   |                                |                                  |                               |                   |                                    |                                    |                               |  |
| Assam                     | 1                                |                               |                   | 1                              |                                  | 1                             | 1                 | 2                                  |                                    |                               |  |
| Bihar                     |                                  |                               |                   |                                |                                  |                               |                   |                                    |                                    |                               |  |
| Chandigarh                |                                  |                               |                   |                                |                                  |                               |                   |                                    |                                    |                               |  |
| Chhatisgarh               |                                  | 3                             |                   | 3                              |                                  |                               |                   |                                    |                                    |                               |  |
| Dadra & Nagar Haveli      |                                  |                               |                   |                                |                                  |                               |                   |                                    |                                    |                               |  |
| Daman & Diu               |                                  |                               |                   |                                |                                  |                               |                   |                                    |                                    |                               |  |
| Delhi                     |                                  |                               |                   |                                |                                  |                               |                   |                                    |                                    |                               |  |
| Goa                       |                                  |                               |                   |                                |                                  |                               |                   |                                    |                                    |                               |  |
| Gujarat                   | 92                               | 2                             | 10                | 104                            | 1                                |                               |                   | 1                                  | 6                                  | 2                             | 8  |
| Haryana                   | 7                                |                               |                   | 7                              |                                  |                               | 1                 | 1                                  |                                    |                               |  |
| Himachal Pradesh          | 3                                |                               |                   | 3                              |                                  | 1                             | 1                 | 2                                  |                                    |                               |  |
| Jammu and Kashmir         |                                  |                               |                   |                                |                                  | 1                             |                   | 1                                  |                                    |                               |  |
| Jharkhand                 |                                  |                               |                   |                                |                                  |                               | 1                 | 1                                  |                                    |                               |  |
| Karnataka                 | 2                                |                               |                   | 2                              |                                  | 2                             | 2                 | 4                                  |                                    |                               |  |
| Kerala                    |                                  |                               |                   |                                |                                  | 2                             | 1                 | 3                                  | 1                                  |                               | 1  |
| Lakshadweep               |                                  |                               |                   |                                |                                  |                               |                   |                                    |                                    |                               |  |
| Madhya Pradesh            | 23                               |                               |                   | 23                             | 1                                | 1                             | 3                 | 5                                  |                                    |                               |  |
| Maharashtra               |                                  |                               |                   |                                | 2                                | 3                             |                   | 5                                  |                                    |                               |  |
| Manipur                   |                                  |                               |                   |                                |                                  |                               |                   |                                    |                                    |                               |  |
| Meghalaya                 |                                  |                               |                   |                                |                                  |                               |                   |                                    |                                    |                               |  |
| Mizoram                   |                                  |                               |                   |                                |                                  |                               |                   |                                    |                                    |                               |  |
| Nagaland                  |                                  |                               |                   |                                |                                  |                               |                   |                                    |                                    |                               |  |
| Odisha                    | 5                                |                               |                   | 5                              | 2                                | 1                             |                   | 3                                  |                                    |                               |  |
| Puducherry                |                                  |                               |                   |                                |                                  |                               |                   |                                    |                                    |                               |  |
| Punjab                    | 9                                |                               |                   | 9                              |                                  |                               |                   |                                    |                                    |                               |  |
| Rajasthan                 | 20                               |                               |                   | 20                             |                                  | 1                             | 1                 | 2                                  |                                    |                               |  |
| Sikkim                    | 9                                |                               |                   | 9                              |                                  |                               |                   |                                    |                                    |                               |  |
| Tamil Nadu                |                                  |                               |                   |                                | 2                                |                               | 1                 | 3                                  |                                    |                               |  |
| Telangana                 |                                  |                               |                   |                                |                                  |                               |                   |                                    |                                    |                               |  |
| Tripura                   | 4                                |                               |                   | 4                              |                                  |                               |                   |                                    |                                    |                               |  |
| Uttar Pradesh             | 17                               | 3                             | 1                 | 21                             | 1                                | 2                             | 2                 | 5                                  | 18                                 |                               | 18                                       |
| Uttrakhand                | 4                                |                               |                   | 4                              |                                  |                               | 4                 | 4                                  |                                    |                               |  |
| West Bengal               |                                  |                               |                   |                                | 2                                | 1                             | 1                 | 4                                  |                                    |                               |  |
| <b>Grand Total</b>        | <b>196</b>                       | <b>8</b>                      | <b>11</b>         | <b>215</b>                     | <b>11</b>                        | <b>16</b>                     | <b>20</b>         | <b>47</b>                          | <b>25</b>                          | <b>2</b>                      | <b>27</b>                                |

Table 37. Number of different types of Institutions attached with University

| State                     | Deemed University-Private        |                               | Deemed University-Private Total | Institute of National Importance |                   | Institute of National Importance Total | Institute under State Legislature Act | Others    |
|---------------------------|----------------------------------|-------------------------------|---------------------------------|----------------------------------|-------------------|--|---------------------------------------|-----------|
|                           | Constituent / University College | PG Center / Off-Campus Center |                                 | PG Center / Off-Campus Center    | Recognized Center |  | Constituent / University College      |           |
| 1                         | 23                               | 24                            | 25                              | 26                               | 27                | 28                                     | 29                                    | 30        |
| Andaman & Nicobar Islands |                                  |                               |                                 |                                  |                   |  |                                       |           |
| Andhra Pradesh            | 3                                |                               | 3                               |                                  |                   |  | 2                                     |           |
| Arunachal Pradesh         |                                  |                               |                                 |                                  |                   |  |                                       |           |
| Assam                     |                                  |                               |                                 | 1                                |                   | 1                                      |                                       |           |
| Bihar                     |                                  | 1                             | 1                               |                                  |                   |  | 2                                     | 1         |
| Chandigarh                |                                  |                               |                                 |                                  |                   |  |                                       |           |
| Chhatisgarh               |                                  |                               |                                 |                                  |                   |  |                                       |           |
| Dadra & Nagar Haveli      |                                  |                               |                                 |                                  |                   |  |                                       |           |
| Daman & Diu               |                                  |                               |                                 |                                  |                   |  |                                       |           |
| Delhi                     | 1                                |                               | 1                               | 1                                |                   | 1                                      |                                       | 1         |
| Goa                       |                                  |                               |                                 |                                  |                   |  |                                       |           |
| Gujarat                   | 6                                |                               | 6                               |                                  |                   |  |                                       | 1         |
| Haryana                   | 11                               |                               | 11                              |                                  |                   |  |                                       |           |
| Himachal Pradesh          |                                  |                               |                                 |                                  |                   |  |                                       | 1         |
| Jammu and Kashmir         |                                  |                               |                                 |                                  |                   |  |                                       |           |
| Jharkhand                 | 1                                | 3                             | 4                               |                                  |                   |  |                                       |           |
| Karnataka                 | 47                               | 7                             | 54                              | 1                                |                   | 1                                      |                                       | 1         |
| Kerala                    |                                  | 12                            | 12                              |                                  |                   |  |                                       | 1         |
| Lakshadweep               |                                  |                               |                                 |                                  |                   |  |                                       |           |
| Madhya Pradesh            |                                  |                               |                                 |                                  |                   |  |                                       | 1         |
| Maharashtra               | 93                               |                               | 93                              |                                  |                   |  |                                       | 1         |
| Manipur                   |                                  |                               |                                 |                                  |                   |  |                                       |           |
| Meghalaya                 |                                  |                               |                                 |                                  |                   |  |                                       | 1         |
| Mizoram                   |                                  |                               |                                 |                                  |                   |  |                                       |           |
| Nagaland                  |                                  |                               |                                 |                                  |                   |  |                                       |           |
| Odisha                    | 8                                |                               | 8                               |                                  |                   |  |                                       | 1         |
| Puducherry                | 7                                | 2                             | 9                               |                                  |                   |  |                                       |           |
| Punjab                    |                                  |                               |                                 |                                  |                   |  |                                       |           |
| Rajasthan                 | 2                                | 1                             | 3                               |                                  |                   |  |                                       | 1         |
| Sikkim                    |                                  |                               |                                 |                                  |                   |  |                                       |           |
| Tamil Nadu                | 38                               | 6                             | 44                              | 1                                | 2                 | 3                                      |                                       | 1         |
| Telangana                 | 3                                | 5                             | 8                               | 1                                |                   | 1                                      |                                       | 1         |
| Tripura                   |                                  |                               |                                 |                                  |                   |  |                                       |           |
| Uttar Pradesh             |                                  | 4                             | 4                               | 3                                |                   | 3                                      |                                       | 1         |
| Uttrakhand                |                                  |                               |                                 |                                  |                   |  |                                       |           |
| West Bengal               |                                  | 2                             | 2                               |                                  |                   |  |                                       | 1         |
| <b>Grand Total</b>        | <b>220</b>                       | <b>43</b>                     | <b>263</b>                      | <b>8</b>                         | <b>2</b>          | <b>10</b>                              | <b>4</b>                              | <b>15</b> |

**Table 38: POPULATION (18-23 YEARS) -2015-16**

| Sl. No. | STATES/UTs                | ALL Categories  |                 |                  | SC              |                 |                 | ST             |                |                 |
|---------|---------------------------|-----------------|-----------------|------------------|-----------------|-----------------|-----------------|----------------|----------------|-----------------|
|         |                           | MALE            | FEMALE          | TOTAL            | MALE            | FEMALE          | TOTAL           | MALE           | FEMALE         | TOTAL           |
| 1       | 2                         | 3               | 4               | 5                | 6               | 7               | 8               | 9              | 10             | 11              |
| 1       | Andaman & Nicobar Islands | 23954           | 22955           | 46909            | 0               | 0               | 0               | 1681           | 1672           | 3353            |
| 2       | Andhra Pradesh            | 2791849         | 2810090         | 5601939          | 511741          | 524812          | 1036553         | 143688         | 162957         | 306645          |
| 3       | Arunachal Pradesh         | 81086           | 80954           | 162040           | 0               | 0               | 0               | 52285          | 58259          | 110544          |
| 4       | Assam                     | 1802398         | 1894546         | 3696944          | 140870          | 138220          | 279090          | 220146         | 243993         | 464139          |
| 5       | Bihar                     | 5871607         | 5330847         | 11202454         | 849328          | 834579          | 1683907         | 69558          | 67993          | 137551          |
| 6       | Chandigarh                | 101416          | 72218           | 173634           | 18669           | 14934           | 33603           | 0              | 0              | 0               |
| 7       | Chhatisgarh               | 1537485         | 1547143         | 3084628          | 206599          | 204700          | 411299          | 441739         | 472762         | 914501          |
| 8       | Dadra & Nagar Haveli      | 37280           | 22567           | 59847            | 550             | 414             | 964             | 11944          | 13227          | 25171           |
| 9       | Daman & Diu               | 40975           | 13455           | 54430            | 510             | 401             | 911             | 1237           | 1135           | 2372            |
| 10      | Delhi                     | 1225135         | 1012344         | 2237479          | 224422          | 194341          | 418763          | 0              | 0              | 0               |
| 11      | Goa                       | 94332           | 76728           | 171060           | 1738            | 1604            | 3342            | 8519           | 8001           | 16520           |
| 12      | Gujarat                   | 3784683         | 3400557         | 7185240          | 267880          | 242071          | 509951          | 482758         | 479776         | 962534          |
| 13      | Haryana                   | 1730100         | 1455359         | 3185459          | 368209          | 306640          | 674849          | 0              | 0              | 0               |
| 14      | Himachal Pradesh          | 384477          | 360162          | 744639           | 99059           | 95083           | 194142          | 21772          | 21748          | 43520           |
| 15      | Jammu and Kashmir         | 692574          | 648283          | 1340857          | 55365           | 51484           | 106849          | 75925          | 72208          | 148133          |
| 16      | Jharkhand                 | 1900621         | 1850748         | 3751369          | 226956          | 218488          | 445444          | 460447         | 502424         | 962871          |
| 17      | Karnataka                 | 3648803         | 3473237         | 7122040          | 646799          | 632064          | 1278863         | 263081         | 252932         | 516013          |
| 18      | Kerala                    | 1525261         | 1526046         | 3051307          | 138261          | 138045          | 276306          | 23176          | 24611          | 47787           |
| 19      | Lakshadweep               | 3651            | 3450            | 7101             | 0               | 0               | 0               | 3317           | 3384           | 6701            |
| 20      | Madhya Pradesh            | 4649525         | 4138136         | 8787661          | 762218          | 649236          | 1411454         | 850986         | 863562         | 1714548         |
| 21      | Maharashtra               | 7035512         | 6305485         | 13340997         | 857187          | 793843          | 1651030         | 613343         | 616886         | 1230229         |
| 22      | Manipur                   | 142922          | 147809          | 290731           | 4945            | 5030            | 9975            | 77609          | 77509          | 155118          |
| 23      | Meghalaya                 | 169519          | 174814          | 344333           | 1142            | 1018            | 2160            | 143504         | 152239         | 295743          |
| 24      | Mizoram                   | 64871           | 65681           | 130552           | 108             | 61              | 169             | 60331          | 62815          | 123146          |
| 25      | Nagaland                  | 125989          | 121576          | 247565           | 0               | 0               | 0               | 107516         | 108196         | 215712          |
| 26      | Odisha                    | 2321764         | 2333809         | 4655573          | 408561          | 411477          | 820038          | 482058         | 528353         | 1010411         |
| 27      | Puducherry                | 76963           | 74561           | 151524           | 13414           | 13139           | 26553           | 0              | 0              | 0               |
| 28      | Punjab                    | 1772109         | 1475894         | 3248003          | 588868          | 500556          | 1089424         | 0              | 0              | 0               |
| 29      | Rajasthan                 | 4548368         | 4158349         | 8706717          | 847887          | 750135          | 1598022         | 563430         | 549830         | 1113260         |
| 30      | Sikkim                    | 40637           | 38014           | 78651            | 1840            | 1959            | 3799            | 12911          | 13125          | 26036           |
| 31      | Tamil Nadu                | 3653781         | 3646935         | 7300716          | 791849          | 809926          | 1601775         | 40583          | 42660          | 83243           |
| 32      | Telangana                 | 2025906         | 2031338         | 4057244          | 329407          | 329750          | 659157          | 181665         | 186207         | 367872          |
| 33      | Tripura                   | 214806          | 223735          | 438541           | 41754           | 41489           | 83243           | 67097          | 75778          | 142875          |
| 34      | Uttar Pradesh             | 13029129        | 11476126        | 24505255         | 2657102         | 2266253         | 4923355         | 63003          | 62204          | 125207          |
| 35      | Uttarakhand               | 624881          | 593946          | 1218827          | 118332          | 112167          | 230499          | 19222          | 19396          | 38618           |
| 36      | West Bengal               | 5401842         | 5506685         | 10908527         | 1334870         | 1334032         | 2668902         | 316389         | 343456         | 659845          |
|         | <b>All India</b>          | <b>73176211</b> | <b>68114582</b> | <b>141290793</b> | <b>12516440</b> | <b>11617951</b> | <b>24134391</b> | <b>5880920</b> | <b>6089298</b> | <b>11970218</b> |

Table 39. Enrolment by Type in University teaching departments and its Constituent Units/Off-campus Centre

| Sl No | State                     | Central University |               |               | Central Open University |               |               | Institute of National Importance |              |               | State Public University |                |                |
|-------|---------------------------|--------------------|---------------|---------------|-------------------------|---------------|---------------|----------------------------------|--------------|---------------|-------------------------|----------------|----------------|
|       |                           | Male               | Female        | Total         | Male                    | Female        | Total         | Male                             | Female       | Total         | Male                    | Female         | Total          |
| 1     | 2                         | 3                  | 4             | 5             | 6                       | 7             | 8             | 9                                | 10           | 11            | 12                      | 13             | 14             |
| 1     | Andaman & Nicobar Islands | 107                | 27            | 134           | 2439                    | 2229          | 4668          |                                  |              |               | 1                       | 6              | 7              |
| 2     | Andhra Pradesh            |                    |               |               | 5035                    | 1517          | 6552          | 349                              | 218          | 567           | 149571                  | 139880         | 289451         |
| 3     | Arunachal Pradesh         | 3194               | 3299          | 6493          | 3700                    | 4616          | 8316          | 481                              | 87           | 568           |                         |                |                |
| 4     | Assam                     | 4500               | 3354          | 7854          | 7846                    | 5611          | 13457         | 7113                             | 1182         | 8295          | 25648                   | 32279          | 57927          |
| 5     | Bihar                     | 3033               | 2822          | 5855          | 32892                   | 23738         | 56630         | 3443                             | 745          | 4188          | 48188                   | 24476          | 72664          |
| 6     | Chandigarh                |                    |               |               | 4222                    | 2431          | 6653          | 409                              | 186          | 595           | 22715                   | 18396          | 41111          |
| 7     | Chhatisgarh               | 4001               | 2779          | 6780          | 2536                    | 1705          | 4241          | 3059                             | 1130         | 4189          | 3842                    | 3200           | 7042           |
| 8     | Dadra & Nagar Haveli      |                    |               |               |                         |               |               |                                  |              |               | 62                      | 44             | 106            |
| 9     | Daman & Diu               |                    |               |               |                         |               |               |                                  |              |               |                         |                |                |
| 10    | Delhi                     | 247283             | 246631        | 493914        | 95223                   | 90108         | 185331        | 8486                             | 3340         | 11826         | 10968                   | 6486           | 17454          |
| 11    | Goa                       |                    |               |               | 3817                    | 3414          | 7231          | 322                              | 75           | 397           | 574                     | 1221           | 1795           |
| 12    | Gujarat                   | 440                | 268           | 708           | 9533                    | 7388          | 16921         | 4629                             | 1110         | 5739          | 63596                   | 64386          | 127982         |
| 13    | Haryana                   | 464                | 448           | 912           | 8784                    | 3620          | 12404         | 3823                             | 851          | 4674          | 36284                   | 30939          | 67223          |
| 14    | Himachal Pradesh          | 457                | 448           | 905           | 8782                    | 9321          | 18103         | 2970                             | 544          | 3514          | 11123                   | 12110          | 23233          |
| 15    | Jammu and Kashmir         | 9364               | 5154          | 14518         | 36621                   | 32570         | 69191         | 2317                             | 283          | 2600          | 19413                   | 21037          | 40450          |
| 16    | Jharkhand                 | 1472               | 1235          | 2707          | 23691                   | 18582         | 42273         | 2035                             | 304          | 2339          | 7137                    | 8290           | 15427          |
| 17    | Karnataka                 | 1535               | 1705          | 3240          | 6073                    | 5396          | 11469         | 4455                             | 2469         | 6924          | 32853                   | 33592          | 66445          |
| 18    | Kerala                    | 237                | 599           | 836           | 17899                   | 15985         | 33884         | 4069                             | 1929         | 5998          | 89335                   | 108476         | 197811         |
| 19    | Lakshadweep               |                    |               |               |                         |               |               |                                  |              |               | 150                     | 351            | 501            |
| 20    | Madhya Pradesh            | 4811               | 3180          | 7991          | 5831                    | 3626          | 9457          | 7740                             | 2396         | 10136         | 171629                  | 118773         | 290402         |
| 21    | Maharashtra               | 3182               | 2001          | 5183          | 16636                   | 8815          | 25451         | 10149                            | 2649         | 12798         | 138129                  | 130291         | 268420         |
| 22    | Manipur                   | 1806               | 1812          | 3618          | 3446                    | 2622          | 6068          | 420                              | 50           | 470           |                         |                |                |
| 23    | Meghalaya                 | 2257               | 2678          | 4935          | 3751                    | 4664          | 8415          | 498                              | 100          | 598           | 1                       | 1              | 2              |
| 24    | Mizoram                   | 1395               | 1194          | 2589          | 2613                    | 2686          | 5299          | 269                              | 22           | 291           | 1                       | 1              | 2              |
| 25    | Nagaland                  | 667                | 1016          | 1683          | 1618                    | 2241          | 3859          | 295                              | 56           | 351           |                         |                |                |
| 26    | Odisha                    | 341                | 390           | 731           | 16326                   | 16131         | 32457         | 4408                             | 1264         | 5672          | 15024                   | 15601          | 30625          |
| 27    | Puducherry                | 8347               | 4577          | 12924         |                         |               |               | 1156                             | 869          | 2025          | 30                      | 50             | 80             |
| 28    | Punjab                    | 450                | 400           | 850           | 4698                    | 3473          | 8171          | 4002                             | 1278         | 5280          | 29975                   | 28512          | 58487          |
| 29    | Rajasthan                 | 921                | 739           | 1660          | 6889                    | 3027          | 9916          | 3549                             | 1169         | 4718          | 87668                   | 63987          | 151655         |
| 30    | Sikkim                    | 649                | 864           | 1513          | 1743                    | 3259          | 5002          | 1650                             | 54           | 1704          | 5                       | 9              | 14             |
| 31    | Tamil Nadu                | 345                | 608           | 953           | 3640                    | 1987          | 5627          | 13883                            | 4884         | 18767         | 213640                  | 245089         | 458729         |
| 32    | Telangana                 | 6267               | 4831          | 11098         | 2963                    | 1853          | 4816          | 3325                             | 1171         | 4496          | 48814                   | 42556          | 91370          |
| 33    | Tripura                   | 4644               | 3397          | 8041          | 3178                    | 1975          | 5153          | 3598                             | 803          | 4401          | 2                       |                | 2              |
| 34    | Uttar Pradesh             | 60882              | 18717         | 79599         | 24268                   | 18646         | 42914         | 15544                            | 2619         | 18163         | 49223                   | 29894          | 79117          |
| 35    | Uttarakhand               | 10531              | 11661         | 22192         | 4418                    | 3321          | 7739          | 7471                             | 1572         | 9043          | 10475                   | 11913          | 22388          |
| 36    | West Bengal               | 4571               | 3754          | 8325          | 28616                   | 26007         | 54623         | 16470                            | 3614         | 20084         | 64290                   | 82252          | 146542         |
|       | <b>All India</b>          | <b>388153</b>      | <b>330588</b> | <b>718741</b> | <b>399727</b>           | <b>332564</b> | <b>732291</b> | <b>142387</b>                    | <b>39023</b> | <b>181410</b> | <b>1350366</b>          | <b>1274098</b> | <b>2624464</b> |

Note - Constituent Colleges of State/Central University not included.



Table 39. Enrolment by Type in University teaching departments and its Constituent Units/Off-campus Centres

| SI No | State                     | State Open University |               |                | State Private University |               |               | State Private Open University |          |           | Institute under State Legislature Act |             |             | Deemed University-Government |              |              |
|-------|---------------------------|-----------------------|---------------|----------------|--------------------------|---------------|---------------|-------------------------------|----------|-----------|---------------------------------------|-------------|-------------|------------------------------|--------------|--------------|
|       |                           | Male                  | Female        | Total          | Male                     | Female        | Total         | Male                          | Female   | Total     | Male                                  | Female      | Total       | Male                         | Female       | Total        |
| 1     | 2                         | 15                    | 16            | 17             | 18                       | 19            | 20            | 21                            | 22       | 23        | 24                                    | 25          | 26          | 27                           | 28           | 29           |
| 1     | Andaman & Nicobar Islands |                       |               |                |                          |               |               |                               |          |           |                                       |             |             |                              |              |              |
| 2     | Andhra Pradesh            | 27137                 | 23361         | 50498          |                          |               |               |                               |          |           | 428                                   | 1615        | 2043        | 2168                         | 1519         | 3687         |
| 3     | Arunachal Pradesh         |                       |               |                | 1706                     | 971           | 2677          | 19                            | 7        | 26        |                                       |             |             | 1287                         | 483          | 1770         |
| 4     | Assam                     | 12976                 | 8176          | 21152          | 3533                     | 2051          | 5584          |                               |          |           |                                       |             |             | 160                          | 70           | 230          |
| 5     | Bihar                     | 21610                 | 15783         | 37393          |                          |               |               |                               |          |           | 240                                   | 451         | 691         | 392                          | 166          | 558          |
| 6     | Chandigarh                |                       |               |                |                          |               |               |                               |          |           |                                       |             |             | 1880                         | 570          | 2450         |
| 7     | Chhatisgarh               | 14697                 | 9337          | 24034          | 27356                    | 17284         | 44640         |                               |          |           |                                       |             |             |                              |              |              |
| 8     | Dadra & Nagar Haveli      |                       |               |                |                          |               |               |                               |          |           |                                       |             |             |                              |              |              |
| 9     | Daman & Diu               |                       |               |                |                          |               |               |                               |          |           |                                       |             |             |                              |              |              |
| 10    | Delhi                     |                       |               |                |                          |               |               |                               |          |           |                                       |             |             | 2444                         | 710          | 3154         |
| 11    | Goa                       |                       |               |                |                          |               |               |                               |          |           |                                       |             |             |                              |              |              |
| 12    | Gujarat                   | 29015                 | 29073         | 58088          | 55763                    | 25132         | 80895         |                               |          |           |                                       |             |             |                              |              |              |
| 13    | Haryana                   |                       |               |                | 16128                    | 8500          | 24628         |                               |          |           |                                       |             |             | 602                          | 369          | 971          |
| 14    | Himachal Pradesh          |                       |               |                | 15863                    | 7247          | 23110         |                               |          |           |                                       |             |             | 309                          | 260          | 569          |
| 15    | Jammu and Kashmir         |                       |               |                |                          |               |               |                               |          |           | 449                                   | 170         | 619         | 56                           | 10           | 66           |
| 16    | Jharkhand                 |                       |               |                | 4644                     | 1397          | 6041          |                               |          |           |                                       |             |             | 5805                         | 990          | 6795         |
| 17    | Karnataka                 | 15157                 | 30705         | 45862          | 9499                     | 5016          | 14515         |                               |          |           |                                       |             |             | 4791                         | 2368         | 7159         |
| 18    | Kerala                    |                       |               |                |                          |               |               |                               |          |           |                                       |             |             | 1001                         | 516          | 1517         |
| 19    | Lakshadweep               |                       |               |                |                          |               |               |                               |          |           |                                       |             |             |                              |              |              |
| 20    | Madhya Pradesh            | 66281                 | 41053         | 107334         | 32601                    | 8040          | 40641         |                               |          |           |                                       |             |             | 730                          | 267          | 997          |
| 21    | Maharashtra               | 297633                | 169933        | 467566         |                          |               |               |                               |          |           |                                       |             |             | 2153                         | 1038         | 3191         |
| 22    | Manipur                   |                       |               |                |                          |               |               |                               |          |           |                                       |             |             |                              |              |              |
| 23    | Meghalaya                 |                       |               |                | 2064                     | 1759          | 3823          |                               |          |           |                                       |             |             |                              |              |              |
| 24    | Mizoram                   |                       |               |                | 323                      | 167           | 490           |                               |          |           |                                       |             |             |                              |              |              |
| 25    | Nagaland                  |                       |               |                | 1492                     | 989           | 2481          |                               |          |           |                                       |             |             |                              |              |              |
| 26    | Odisha                    |                       |               |                | 5605                     | 2192          | 7797          |                               |          |           |                                       |             |             | 211                          | 600          | 811          |
| 27    | Puducherry                |                       |               |                |                          |               |               |                               |          |           |                                       |             |             |                              |              |              |
| 28    | Punjab                    |                       |               |                | 54071                    | 24176         | 78247         |                               |          |           |                                       |             |             | 2678                         | 711          | 3389         |
| 29    | Rajasthan                 | 31133                 | 16632         | 47765          | 71596                    | 22518         | 94114         |                               |          |           |                                       |             |             | 308                          | 110          | 418          |
| 30    | Sikkim                    |                       |               |                | 6795                     | 5463          | 12258         |                               |          |           |                                       |             |             |                              |              |              |
| 31    | Tamil Nadu                | 29842                 | 27349         | 57191          |                          |               |               |                               |          |           |                                       |             |             |                              |              |              |
| 32    | Telangana                 | 63616                 | 55213         | 118829         |                          |               |               |                               |          |           |                                       |             |             |                              |              |              |
| 33    | Tripura                   |                       |               |                | 513                      | 198           | 711           |                               |          |           |                                       |             |             |                              |              |              |
| 34    | Uttar Pradesh             | 3873                  | 2505          | 6378           | 88734                    | 31414         | 120148        |                               |          |           | 229                                   | 146         | 375         | 1104                         | 464          | 1568         |
| 35    | Uttrakhand                | 7442                  | 8511          | 15953          | 27053                    | 12550         | 39603         |                               |          |           |                                       |             |             | 304                          | 261          | 565          |
| 36    | West Bengal               | 22227                 | 20890         | 43117          | 1430                     | 43            | 1473          |                               |          |           |                                       |             |             | 381                          | 79           | 460          |
|       | <b>All India</b>          | <b>642639</b>         | <b>458521</b> | <b>1101160</b> | <b>426769</b>            | <b>177107</b> | <b>603876</b> | <b>19</b>                     | <b>7</b> | <b>26</b> | <b>1346</b>                           | <b>2382</b> | <b>3728</b> | <b>28764</b>                 | <b>11561</b> | <b>40325</b> |

Note - Constituent Colleges of State/Central University not included.

Table 39. Enrolment by Type in University teaching departments and its Constituent Units/Off-campus Centres

| Sl No | State                     | Deemed University-Government Aided |              |              | Deemed University-Private |               |               | Others      |             |             | Grand Total    |                |                |
|-------|---------------------------|------------------------------------|--------------|--------------|---------------------------|---------------|---------------|-------------|-------------|-------------|----------------|----------------|----------------|
|       |                           | Male                               | Female       | Total        | Male                      | Female        | Total         | Male        | Female      | Total       | Male           | Female         | Total          |
| 1     | 2                         | 30                                 | 31           | 32           | 33                        | 34            | 35            | 36          | 37          | 38          | 39             | 40             | 41             |
| 1     | Andaman & Nicobar Islands |                                    |              |              |                           |               |               |             |             |             | 2547           | 2262           | 4809           |
| 2     | Andhra Pradesh            |                                    |              |              | 41097                     | 20243         | 61340         | 193         | 71          | 264         | 225978         | 188424         | 414402         |
| 3     | Arunachal Pradesh         |                                    |              |              |                           |               |               |             |             |             | 10387          | 9463           | 19850          |
| 4     | Assam                     |                                    |              |              | 127                       | 5             | 132           | 174         | 30          | 204         | 62077          | 52758          | 114835         |
| 5     | Bihar                     |                                    |              |              | 345                       | 10            | 355           | 176         | 323         | 499         | 110319         | 68514          | 178833         |
| 6     | Chandigarh                |                                    |              |              |                           |               |               |             |             |             | 29226          | 21583          | 50809          |
| 7     | Chhatisgarh               |                                    |              |              |                           |               |               |             |             |             | 55491          | 35435          | 90926          |
| 8     | Dadra & Nagar Haveli      |                                    |              |              |                           |               |               |             |             |             | 62             | 44             | 106            |
| 9     | Daman & Diu               |                                    |              |              |                           |               |               |             |             |             |                |                |                |
| 10    | Delhi                     | 5016                               | 3250         | 8266         | 12398                     | 4289          | 16687         | 755         | 310         | 1065        | 382573         | 355124         | 737697         |
| 11    | Goa                       |                                    |              |              |                           |               |               |             |             |             | 4713           | 4710           | 9423           |
| 12    | Gujarat                   | 1130                               | 877          | 2007         | 1181                      | 2080          | 3261          | 422         | 677         | 1099        | 165709         | 130991         | 296700         |
| 13    | Haryana                   |                                    |              |              | 11419                     | 5138          | 16557         |             |             |             | 77504          | 49865          | 127369         |
| 14    | Himachal Pradesh          |                                    |              |              | 39                        | 17            | 56            | 273         | 450         | 723         | 39816          | 30397          | 70213          |
| 15    | Jammu and Kashmir         |                                    |              |              |                           |               |               |             |             |             | 68220          | 59224          | 127444         |
| 16    | Jharkhand                 |                                    |              |              | 4670                      | 1920          | 6590          |             |             |             | 49454          | 32718          | 82172          |
| 17    | Karnataka                 |                                    |              |              | 34894                     | 32661         | 67555         | 261         | 543         | 804         | 109518         | 114455         | 223973         |
| 18    | Kerala                    |                                    |              |              |                           |               |               | 201         | 437         | 638         | 112742         | 127942         | 240684         |
| 19    | Lakshadweep               |                                    |              |              |                           |               |               |             |             |             | 150            | 351            | 501            |
| 20    | Madhya Pradesh            |                                    |              |              | 7028                      | 2857          | 9885          |             |             |             | 296651         | 180192         | 476843         |
| 21    | Maharashtra               | 1871                               | 2268         | 4139         | 51064                     | 41527         | 92591         | 194         | 669         | 863         | 521011         | 359191         | 880202         |
| 22    | Manipur                   |                                    |              |              |                           |               |               | 23          | 2           | 25          | 5695           | 4486           | 10181          |
| 23    | Meghalaya                 |                                    |              |              |                           |               |               | 55          | 168         | 223         | 8626           | 9370           | 17996          |
| 24    | Mizoram                   |                                    |              |              |                           |               |               |             |             |             | 4601           | 4070           | 8671           |
| 25    | Nagaland                  |                                    |              |              |                           |               |               |             |             |             | 4072           | 4302           | 8374           |
| 26    | Odisha                    |                                    |              |              | 18789                     | 10034         | 28823         |             |             |             | 60704          | 46212          | 106916         |
| 27    | Puducherry                |                                    |              |              | 1675                      | 2184          | 3859          |             |             |             | 11208          | 7680           | 18888          |
| 28    | Punjab                    |                                    |              |              | 4444                      | 1929          | 6373          |             |             |             | 100318         | 60479          | 160797         |
| 29    | Rajasthan                 |                                    |              |              | 16718                     | 25373         | 42091         | 57          | 101         | 158         | 218839         | 133656         | 352495         |
| 30    | Sikkim                    |                                    |              |              |                           |               |               |             |             |             | 10842          | 9649           | 20491          |
| 31    | Tamil Nadu                | 1120                               | 7016         | 8136         | 145884                    | 67216         | 213100        | 271         | 626         | 897         | 408625         | 354775         | 763400         |
| 32    | Telangana                 |                                    |              |              | 4221                      | 1896          | 6117          |             |             |             | 129206         | 107520         | 236726         |
| 33    | Tripura                   |                                    |              |              |                           |               |               |             |             |             | 11935          | 6373           | 18308          |
| 34    | Uttar Pradesh             | 25463                              | 17815        | 43278        | 11325                     | 5374          | 16699         | 98          | 253         | 351         | 280743         | 127847         | 408590         |
| 35    | Uttarakhand               | 4066                               | 817          | 4883         | 3770                      | 1478          | 5248          |             |             |             | 75530          | 52084          | 127614         |
| 36    | West Bengal               |                                    |              |              | 4704                      | 1737          | 6441          | 308         | 585         | 893         | 142997         | 138961         | 281958         |
|       | <b>All India</b>          | <b>38666</b>                       | <b>32043</b> | <b>70709</b> | <b>375792</b>             | <b>227968</b> | <b>603760</b> | <b>3461</b> | <b>5245</b> | <b>8706</b> | <b>3798089</b> | <b>2891107</b> | <b>6689196</b> |

Note - Constituent Colleges of State/Central University not included.

**Table 40. Number of Universities during last 6 years**

| State             | 2010-11 | 2011-12 | 2012-13 | 2013-14 | 2014-15 | 2015-16 |
|-------------------|---------|---------|---------|---------|---------|---------|
| India             | 621     | 642     | 667     | 723     | 760     | 799     |
| Andhra Pradesh    | 46      | 47      | 27      | 27      | 28      | 28      |
| Arunachal Pradesh | 3       | 3       | 3       | 7       | 8       | 9       |
| Assam             | 9       | 9       | 12      | 18      | 19      | 21      |
| Bihar             | 20      | 20      | 20      | 21      | 22      | 22      |
| Chandigarh        | 3       | 3       | 3       | 3       | 3       | 3       |
| Chhatisgarh       | 15      | 17      | 19      | 21      | 22      | 22      |
| Delhi             | 26      | 25      | 25      | 26      | 26      | 26      |
| Goa               | 2       | 2       | 2       | 2       | 2       | 2       |
| Gujarat           | 36      | 38      | 41      | 44      | 49      | 57      |
| Haryana           | 21      | 22      | 25      | 31      | 37      | 39      |
| Himachal Pradesh  | 18      | 18      | 22      | 23      | 24      | 25      |
| Jammu and Kashmir | 10      | 11      | 11      | 11      | 11      | 11      |
| Jharkhand         | 12      | 12      | 12      | 12      | 13      | 14      |
| Karnataka         | 43      | 43      | 45      | 45      | 51      | 52      |
| Kerala            | 16      | 17      | 17      | 18      | 18      | 20      |
| Madhya Pradesh    | 28      | 33      | 36      | 39      | 41      | 43      |
| Maharashtra       | 44      | 44      | 45      | 45      | 45      | 45      |
| Manipur           | 3       | 3       | 3       | 3       | 3       | 4       |
| Meghalaya         | 9       | 10      | 10      | 10      | 10      | 10      |
| Mizoram           | 3       | 3       | 3       | 3       | 3       | 3       |
| Nagaland          | 4       | 4       | 4       | 4       | 4       | 4       |
| Odisha            | 18      | 19      | 19      | 21      | 21      | 21      |
| Puducherry        | 4       | 4       | 4       | 4       | 4       | 4       |
| Punjab            | 17      | 19      | 20      | 22      | 24      | 26      |
| Rajasthan         | 43      | 45      | 47      | 63      | 64      | 70      |
| Sikkim            | 6       | 6       | 6       | 6       | 7       | 7       |
| Tamil Nadu        | 59      | 59      | 56      | 58      | 58      | 58      |
| Telangana         |         |         | 20      | 20      | 20      | 21      |
| Tripura           | 3       | 3       | 3       | 3       | 3       | 3       |
| Uttar Pradesh     | 56      | 57      | 59      | 62      | 63      | 67      |
| Uttrakhand        | 18      | 20      | 22      | 24      | 26      | 28      |
| West Bengal       | 26      | 26      | 26      | 27      | 31      | 34      |

**Table 41. Number of Universities by Type during last 6 years**

| State                    | Central University | Deemed University-Government | Deemed University-Government Aided | Deemed University-Private | Institute of National Importance | State Private University | State Public University |
|--------------------------|--------------------|------------------------------|------------------------------------|---------------------------|----------------------------------|--------------------------|-------------------------|
| <b>India</b>             |                    |                              |                                    |                           |                                  |                          |                         |
| 2015-16                  | 43                 | 32                           | 11                                 | 79                        | 75                               | 197                      | 329                     |
| 2014-15                  | 43                 | 32                           | 11                                 | 79                        | 75                               | 181                      | 316                     |
| 2013-14                  | 42                 | 36                           | 11                                 | 80                        | 68                               | 153                      | 309                     |
| 2012-13                  | 42                 | 36                           | 11                                 | 80                        | 62                               | 122                      | 292                     |
| 2011-12                  | 42                 | 38                           | 11                                 | 79                        | 59                               | 105                      | 286                     |
| 2010-11                  | 41                 | 40                           |                                    | 91                        | 59                               | 87                       | 281                     |
| <b>Andhra Pradesh</b>    |                    |                              |                                    |                           |                                  |                          |                         |
| 2015-16                  |                    | 1                            |                                    | 4                         | 1                                |                          | 20                      |
| 2014-15                  |                    | 1                            |                                    | 4                         | 1                                |                          | 20                      |
| 2013-14                  |                    | 1                            |                                    | 4                         |                                  |                          | 20                      |
| 2012-13                  |                    | 1                            |                                    | 4                         |                                  |                          | 20                      |
| 2011-12                  | 3                  | 2                            |                                    | 5                         | 2                                |                          | 31                      |
| 2010-11                  | 3                  | 2                            |                                    | 5                         | 2                                |                          | 30                      |
| <b>Arunachal Pradesh</b> |                    |                              |                                    |                           |                                  |                          |                         |
| 2015-16                  | 1                  | 1                            |                                    |                           | 1                                | 5                        |                         |
| 2014-15                  | 1                  | 1                            |                                    |                           | 1                                | 4                        |                         |
| 2013-14                  | 1                  | 1                            |                                    |                           | 1                                | 3                        |                         |
| 2012-13                  | 1                  | 1                            |                                    |                           | 1                                |                          |                         |
| 2011-12                  | 1                  | 1                            |                                    |                           | 1                                |                          |                         |
| 2010-11                  | 1                  | 1                            |                                    |                           | 1                                |                          |                         |
| <b>Assam</b>             |                    |                              |                                    |                           |                                  |                          |                         |
| 2015-16                  | 2                  |                              |                                    |                           | 2                                | 4                        | 11                      |
| 2014-15                  | 2                  |                              |                                    |                           | 2                                | 4                        | 10                      |
| 2013-14                  | 2                  |                              |                                    |                           | 2                                | 3                        | 10                      |
| 2012-13                  | 2                  |                              |                                    |                           | 2                                | 3                        | 4                       |
| 2011-12                  | 2                  |                              |                                    |                           | 2                                | 1                        | 3                       |
| 2010-11                  | 2                  |                              |                                    |                           | 2                                | 1                        | 3                       |
| <b>Bihar</b>             |                    |                              |                                    |                           |                                  |                          |                         |
| 2015-16                  | 2                  | 1                            |                                    |                           | 3                                |                          | 14                      |
| 2014-15                  | 2                  | 1                            |                                    |                           | 3                                |                          | 14                      |
| 2013-14                  | 1                  | 1                            |                                    |                           | 3                                |                          | 14                      |
| 2012-13                  | 1                  | 1                            |                                    |                           | 2                                |                          | 14                      |
| 2011-12                  | 1                  | 1                            |                                    |                           | 2                                |                          | 14                      |
| 2010-11                  | 1                  | 1                            |                                    |                           | 2                                |                          | 14                      |
| <b>Chandigarh</b>        |                    |                              |                                    |                           |                                  |                          |                         |
| 2015-16                  |                    | 1                            |                                    |                           | 1                                |                          | 1                       |
| 2014-15                  |                    | 1                            |                                    |                           | 1                                |                          | 1                       |
| 2013-14                  |                    | 1                            |                                    |                           | 1                                |                          | 1                       |
| 2012-13                  |                    | 1                            |                                    |                           | 1                                |                          | 1                       |
| 2011-12                  |                    | 1                            |                                    |                           | 1                                |                          | 1                       |
| 2010-11                  |                    | 1                            |                                    |                           | 1                                |                          | 1                       |
| <b>Chhatisgarh</b>       |                    |                              |                                    |                           |                                  |                          |                         |
| 2015-16                  | 1                  |                              |                                    |                           | 2                                | 7                        | 11                      |
| 2014-15                  | 1                  |                              |                                    |                           | 2                                | 7                        | 11                      |
| 2013-14                  | 1                  |                              |                                    |                           | 2                                | 6                        | 11                      |
| 2012-13                  | 1                  |                              |                                    |                           | 1                                | 5                        | 11                      |
| 2011-12                  | 1                  |                              |                                    |                           | 1                                | 4                        | 10                      |
| 2010-11                  | 1                  |                              |                                    |                           | 1                                | 4                        | 8                       |

**Table 41. Number of Universities by Type during last 6 years**

| State                    | Central University | Deemed University-Government | Deemed University-Government Aided | Deemed University-Private | Institute of National Importance | State Private University | State Public University |
|--------------------------|--------------------|------------------------------|------------------------------------|---------------------------|----------------------------------|--------------------------|-------------------------|
| <b>Delhi</b>             |                    |                              |                                    |                           |                                  |                          |                         |
| 2015-16                  | 4                  | 7                            | 2                                  | 1                         | 4                                |                          | 6                       |
| 2014-15                  | 4                  | 7                            | 2                                  | 1                         | 4                                |                          | 6                       |
| 2013-14                  | 4                  | 8                            | 2                                  | 1                         | 3                                |                          | 6                       |
| 2012-13                  | 4                  | 8                            | 2                                  | 1                         | 3                                |                          | 5                       |
| 2011-12                  | 4                  | 8                            | 2                                  | 1                         | 3                                |                          | 5                       |
| 2010-11                  | 4                  | 10                           |                                    | 2                         | 3                                |                          | 5                       |
| <b>Goa</b>               |                    |                              |                                    |                           |                                  |                          |                         |
| 2015-16                  |                    |                              |                                    |                           | 1                                |                          | 1                       |
| 2014-15                  |                    |                              |                                    |                           | 1                                |                          | 1                       |
| 2013-14                  |                    |                              |                                    |                           | 1                                |                          | 1                       |
| 2012-13                  |                    |                              |                                    |                           | 1                                |                          | 1                       |
| 2011-12                  |                    |                              |                                    |                           | 1                                |                          | 1                       |
| 2010-11                  |                    |                              |                                    |                           | 1                                |                          | 1                       |
| <b>Gujarat</b>           |                    |                              |                                    |                           |                                  |                          |                         |
| 2015-16                  | 1                  |                              | 1                                  | 1                         | 2                                | 22                       | 28                      |
| 2014-15                  | 1                  |                              | 1                                  | 1                         | 2                                | 18                       | 25                      |
| 2013-14                  | 1                  |                              | 1                                  | 1                         | 2                                | 14                       | 24                      |
| 2012-13                  | 1                  |                              | 1                                  | 1                         | 2                                | 12                       | 23                      |
| 2011-12                  | 1                  |                              | 1                                  | 1                         | 2                                | 10                       | 22                      |
| 2010-11                  | 1                  |                              |                                    | 2                         | 2                                | 9                        | 21                      |
| <b>Haryana</b>           |                    |                              |                                    |                           |                                  |                          |                         |
| 2015-16                  | 1                  | 2                            |                                    | 3                         | 1                                | 17                       | 14                      |
| 2014-15                  | 1                  | 2                            |                                    | 3                         | 1                                | 16                       | 14                      |
| 2013-14                  | 1                  | 2                            |                                    | 3                         | 1                                | 13                       | 11                      |
| 2012-13                  | 1                  | 2                            |                                    | 3                         | 1                                | 8                        | 10                      |
| 2011-12                  | 1                  | 2                            |                                    | 3                         | 1                                | 5                        | 10                      |
| 2010-11                  | 1                  | 2                            |                                    | 5                         | 1                                | 2                        | 10                      |
| <b>Himachal Pradesh</b>  |                    |                              |                                    |                           |                                  |                          |                         |
| 2015-16                  | 1                  |                              |                                    |                           | 2                                | 17                       | 4                       |
| 2014-15                  | 1                  |                              |                                    |                           | 2                                | 17                       | 4                       |
| 2013-14                  | 1                  |                              |                                    |                           | 2                                | 16                       | 4                       |
| 2012-13                  | 1                  |                              |                                    |                           | 2                                | 15                       | 4                       |
| 2011-12                  | 1                  |                              |                                    |                           | 2                                | 11                       | 4                       |
| 2010-11                  | 1                  |                              |                                    |                           | 2                                | 11                       | 4                       |
| <b>Jammu and Kashmir</b> |                    |                              |                                    |                           |                                  |                          |                         |
| 2015-16                  | 2                  |                              |                                    |                           | 1                                |                          | 7                       |
| 2014-15                  | 2                  |                              |                                    |                           | 1                                |                          | 7                       |
| 2013-14                  | 2                  |                              |                                    |                           | 1                                |                          | 7                       |
| 2012-13                  | 2                  |                              |                                    |                           | 1                                |                          | 7                       |
| 2011-12                  | 2                  |                              |                                    |                           | 1                                |                          | 7                       |
| 2010-11                  | 1                  |                              |                                    |                           | 1                                |                          | 7                       |
| <b>Jharkhand</b>         |                    |                              |                                    |                           |                                  |                          |                         |
| 2015-16                  | 1                  | 1                            |                                    | 1                         | 1                                | 3                        | 7                       |
| 2014-15                  | 1                  | 1                            |                                    | 1                         | 1                                | 2                        | 7                       |
| 2013-14                  | 1                  | 1                            | 1                                  |                           | 1                                | 1                        | 7                       |
| 2012-13                  | 1                  | 1                            | 1                                  |                           | 1                                | 1                        | 7                       |
| 2011-12                  | 1                  | 1                            | 1                                  |                           | 1                                | 1                        | 7                       |
| 2010-11                  | 1                  | 1                            |                                    | 1                         | 1                                | 1                        | 7                       |

**Table 41. Number of Universities by Type during last 6 years**

| State                 | Central University | Deemed University-Government | Deemed University-Government Aided | Deemed University-Private | Institute of National Importance | State Private University | State Public University |
|-----------------------|--------------------|------------------------------|------------------------------------|---------------------------|----------------------------------|--------------------------|-------------------------|
| <b>Karnataka</b>      |                    |                              |                                    |                           |                                  |                          |                         |
| 2015-16               | 1                  | 4                            |                                    | 11                        | 1                                | 8                        | 25                      |
| 2014-15               | 1                  | 4                            |                                    | 11                        | 1                                | 8                        | 25                      |
| 2013-14               | 1                  | 4                            |                                    | 11                        | 1                                | 2                        | 25                      |
| 2012-13               | 1                  | 4                            |                                    | 11                        | 1                                | 2                        | 25                      |
| 2011-12               | 1                  | 4                            |                                    | 11                        | 1                                | 2                        | 23                      |
| 2010-11               | 1                  | 4                            |                                    | 11                        | 1                                | 2                        | 23                      |
| <b>Kerala</b>         |                    |                              |                                    |                           |                                  |                          |                         |
| 2015-16               | 1                  | 2                            |                                    |                           | 3                                |                          | 13                      |
| 2014-15               | 1                  | 2                            |                                    |                           | 3                                |                          | 12                      |
| 2013-14               | 1                  | 2                            |                                    |                           | 3                                |                          | 12                      |
| 2012-13               | 1                  | 2                            |                                    |                           | 3                                |                          | 11                      |
| 2011-12               | 1                  | 2                            |                                    |                           | 3                                |                          | 11                      |
| 2010-11               | 1                  | 2                            |                                    |                           | 3                                |                          | 10                      |
| <b>Madhya Pradesh</b> |                    |                              |                                    |                           |                                  |                          |                         |
| 2015-16               | 2                  | 1                            |                                    |                           | 7                                | 14                       | 18                      |
| 2014-15               | 2                  | 1                            |                                    |                           | 7                                | 13                       | 17                      |
| 2013-14               | 2                  | 3                            |                                    |                           | 4                                | 11                       | 17                      |
| 2012-13               | 2                  | 3                            |                                    |                           | 3                                | 9                        | 17                      |
| 2011-12               | 2                  | 3                            |                                    |                           | 3                                | 7                        | 16                      |
| 2010-11               | 2                  | 3                            |                                    |                           | 3                                | 2                        | 16                      |
| <b>Maharashtra</b>    |                    |                              |                                    |                           |                                  |                          |                         |
| 2015-16               | 1                  | 7                            | 2                                  | 12                        | 3                                |                          | 19                      |
| 2014-15               | 1                  | 7                            | 2                                  | 12                        | 3                                |                          | 19                      |
| 2013-14               | 1                  | 7                            | 2                                  | 12                        | 3                                |                          | 19                      |
| 2012-13               | 1                  | 7                            | 2                                  | 12                        | 3                                |                          | 19                      |
| 2011-12               | 1                  | 7                            | 2                                  | 12                        | 3                                |                          | 18                      |
| 2010-11               | 1                  | 7                            |                                    | 14                        | 3                                |                          | 18                      |
| <b>Manipur</b>        |                    |                              |                                    |                           |                                  |                          |                         |
| 2015-16               | 2                  |                              |                                    |                           | 1                                |                          |                         |
| 2014-15               | 2                  |                              |                                    |                           | 1                                |                          |                         |
| 2013-14               | 2                  |                              |                                    |                           | 1                                |                          |                         |
| 2012-13               | 2                  |                              |                                    |                           | 1                                |                          |                         |
| 2011-12               | 2                  |                              |                                    |                           | 1                                |                          |                         |
| 2010-11               | 2                  |                              |                                    |                           | 1                                |                          |                         |
| <b>Meghalaya</b>      |                    |                              |                                    |                           |                                  |                          |                         |
| 2015-16               | 1                  |                              |                                    |                           | 1                                | 8                        |                         |
| 2014-15               | 1                  |                              |                                    |                           | 1                                | 8                        |                         |
| 2013-14               | 1                  |                              |                                    |                           | 1                                | 8                        |                         |
| 2012-13               | 1                  |                              |                                    |                           | 1                                | 8                        |                         |
| 2011-12               | 1                  |                              |                                    |                           | 1                                | 8                        |                         |
| 2010-11               | 1                  |                              |                                    |                           | 1                                | 7                        |                         |
| <b>Mizoram</b>        |                    |                              |                                    |                           |                                  |                          |                         |
| 2015-16               | 1                  |                              |                                    |                           | 1                                | 1                        |                         |
| 2014-15               | 1                  |                              |                                    |                           | 1                                | 1                        |                         |
| 2013-14               | 1                  |                              |                                    |                           | 1                                | 1                        |                         |
| 2012-13               | 1                  |                              |                                    |                           | 1                                | 1                        |                         |
| 2011-12               | 1                  |                              |                                    |                           | 1                                | 1                        |                         |
| 2010-11               | 1                  |                              |                                    |                           | 1                                | 1                        |                         |

**Table 41. Number of Universities by Type during last 6 years**

| State             | Central University | Deemed University-Government | Deemed University-Government Aided | Deemed University-Private | Institute of National Importance | State Private University | State Public University |
|-------------------|--------------------|------------------------------|------------------------------------|---------------------------|----------------------------------|--------------------------|-------------------------|
| <b>Nagaland</b>   |                    |                              |                                    |                           |                                  |                          |                         |
| 2015-16           | 1                  |                              |                                    |                           | 1                                | 2                        |                         |
| 2014-15           | 1                  |                              |                                    |                           | 1                                | 2                        |                         |
| 2013-14           | 1                  |                              |                                    |                           | 1                                | 2                        |                         |
| 2012-13           | 1                  |                              |                                    |                           | 1                                | 2                        |                         |
| 2011-12           | 1                  |                              |                                    |                           | 1                                | 2                        |                         |
| 2010-11           | 1                  |                              |                                    |                           | 1                                | 2                        |                         |
| <b>Odisha</b>     |                    |                              |                                    |                           |                                  |                          |                         |
| 2015-16           | 1                  |                              |                                    | 2                         | 3                                | 3                        | 12                      |
| 2014-15           | 1                  |                              |                                    | 2                         | 3                                | 3                        | 12                      |
| 2013-14           | 1                  |                              |                                    | 2                         | 3                                | 3                        | 12                      |
| 2012-13           | 1                  |                              |                                    | 2                         | 2                                | 2                        | 12                      |
| 2011-12           | 1                  |                              |                                    | 2                         | 2                                | 2                        | 12                      |
| 2010-11           | 1                  |                              |                                    | 2                         | 2                                | 1                        | 12                      |
| <b>Puducherry</b> |                    |                              |                                    |                           |                                  |                          |                         |
| 2015-16           | 1                  |                              |                                    | 1                         | 2                                |                          |                         |
| 2014-15           | 1                  |                              |                                    | 1                         | 2                                |                          |                         |
| 2013-14           | 1                  |                              |                                    | 1                         | 2                                |                          |                         |
| 2012-13           | 1                  |                              |                                    | 1                         | 2                                |                          |                         |
| 2011-12           | 1                  |                              |                                    | 1                         | 2                                |                          |                         |
| 2010-11           | 1                  |                              |                                    | 1                         | 2                                |                          |                         |
| <b>Punjab</b>     |                    |                              |                                    |                           |                                  |                          |                         |
| 2015-16           | 1                  | 1                            |                                    | 1                         | 4                                | 10                       | 9                       |
| 2014-15           | 1                  | 1                            |                                    | 1                         | 4                                | 9                        | 8                       |
| 2013-14           | 1                  | 1                            |                                    | 1                         | 4                                | 7                        | 8                       |
| 2012-13           | 1                  | 1                            |                                    | 1                         | 4                                | 5                        | 8                       |
| 2011-12           | 1                  | 1                            |                                    | 1                         | 4                                | 4                        | 8                       |
| 2010-11           | 1                  | 1                            |                                    | 1                         | 4                                | 3                        | 7                       |
| <b>Rajasthan</b>  |                    |                              |                                    |                           |                                  |                          |                         |
| 2015-16           | 1                  |                              |                                    | 8                         | 3                                | 34                       | 22                      |
| 2014-15           | 1                  |                              |                                    | 8                         | 3                                | 32                       | 19                      |
| 2013-14           | 1                  |                              |                                    | 8                         | 3                                | 31                       | 19                      |
| 2012-13           | 1                  |                              |                                    | 8                         | 2                                | 21                       | 14                      |
| 2011-12           | 1                  |                              |                                    | 8                         | 2                                | 19                       | 14                      |
| 2010-11           | 1                  |                              |                                    | 8                         | 2                                | 17                       | 14                      |
| <b>Sikkim</b>     |                    |                              |                                    |                           |                                  |                          |                         |
| 2015-16           | 1                  |                              |                                    |                           | 1                                | 5                        |                         |
| 2014-15           | 1                  |                              |                                    |                           | 1                                | 5                        |                         |
| 2013-14           | 1                  |                              |                                    |                           | 1                                | 4                        |                         |
| 2012-13           | 1                  |                              |                                    |                           | 1                                | 4                        |                         |
| 2011-12           | 1                  |                              |                                    |                           | 1                                | 4                        |                         |
| 2010-11           | 1                  |                              |                                    |                           | 1                                | 4                        |                         |
| <b>Tamil Nadu</b> |                    |                              |                                    |                           |                                  |                          |                         |
| 2015-16           | 2                  |                              | 2                                  | 26                        | 6                                |                          | 20                      |
| 2014-15           | 2                  |                              | 2                                  | 26                        | 6                                |                          | 20                      |
| 2013-14           | 2                  |                              | 1                                  | 27                        | 6                                |                          | 20                      |
| 2012-13           | 2                  |                              | 1                                  | 27                        | 6                                |                          | 19                      |
| 2011-12           | 2                  | 1                            | 1                                  | 27                        | 4                                |                          | 23                      |
| 2010-11           | 2                  | 1                            |                                    | 28                        | 4                                |                          | 23                      |

**Table 41. Number of Universities by Type during last 6 years**

| State                | Central University | Deemed University-Government | Deemed University-Government Aided | Deemed University-Private | Institute of National Importance | State Private University | State Public University |
|----------------------|--------------------|------------------------------|------------------------------------|---------------------------|----------------------------------|--------------------------|-------------------------|
| <b>Telangana</b>     |                    |                              |                                    |                           |                                  |                          |                         |
| 2015-16              | 3                  |                              |                                    | 2                         | 2                                |                          | 12                      |
| 2014-15              | 3                  |                              |                                    | 2                         | 2                                |                          | 11                      |
| 2013-14              | 3                  |                              |                                    | 2                         | 2                                |                          | 11                      |
| 2012-13              | 3                  |                              |                                    | 2                         | 2                                |                          | 11                      |
| <b>Tripura</b>       |                    |                              |                                    |                           |                                  |                          |                         |
| 2015-16              | 1                  |                              |                                    |                           | 1                                | 1                        |                         |
| 2014-15              | 1                  |                              |                                    |                           | 1                                | 1                        |                         |
| 2013-14              | 1                  |                              |                                    |                           | 1                                | 1                        |                         |
| 2012-13              | 1                  |                              |                                    |                           | 1                                | 1                        |                         |
| 2011-12              | 1                  |                              |                                    |                           | 1                                | 1                        |                         |
| 2010-11              | 1                  |                              |                                    |                           | 1                                | 1                        |                         |
| <b>Uttar Pradesh</b> |                    |                              |                                    |                           |                                  |                          |                         |
| 2015-16              | 4                  | 2                            | 3                                  | 4                         | 5                                | 23                       | 23                      |
| 2014-15              | 4                  | 2                            | 3                                  | 4                         | 5                                | 20                       | 23                      |
| 2013-14              | 4                  | 3                            | 3                                  | 4                         | 4                                | 20                       | 22                      |
| 2012-13              | 4                  | 3                            | 3                                  | 4                         | 4                                | 17                       | 22                      |
| 2011-12              | 4                  | 3                            | 3                                  | 4                         | 3                                | 17                       | 21                      |
| 2010-11              | 4                  | 3                            |                                    | 7                         | 3                                | 14                       | 23                      |
| <b>Uttrakhand</b>    |                    |                              |                                    |                           |                                  |                          |                         |
| 2015-16              | 1                  | 1                            | 1                                  | 1                         | 3                                | 11                       | 9                       |
| 2014-15              | 1                  | 1                            | 1                                  | 1                         | 3                                | 10                       | 8                       |
| 2013-14              | 1                  | 1                            | 1                                  | 2                         | 3                                | 7                        | 8                       |
| 2012-13              | 1                  | 1                            | 1                                  | 2                         | 2                                | 6                        | 8                       |
| 2011-12              | 1                  | 1                            | 1                                  | 2                         | 2                                | 6                        | 6                       |
| 2010-11              | 1                  | 1                            |                                    | 3                         | 2                                | 5                        | 5                       |
| <b>West Bengal</b>   |                    |                              |                                    |                           |                                  |                          |                         |
| 2015-16              | 1                  |                              |                                    | 1                         | 5                                | 2                        | 23                      |
| 2014-15              | 1                  |                              |                                    | 1                         | 5                                | 1                        | 22                      |
| 2013-14              | 1                  |                              |                                    | 1                         | 4                                |                          | 20                      |
| 2012-13              | 1                  |                              |                                    | 1                         | 4                                |                          | 19                      |
| 2011-12              | 1                  |                              |                                    | 1                         | 4                                |                          | 19                      |
| 2010-11              | 1                  |                              |                                    | 1                         | 4                                |                          | 19                      |



**Table 42. Various College Indicators during last 6 years**

| State                     | Average Enrolment per College |         |         |         |         |         |
|---------------------------|-------------------------------|---------|---------|---------|---------|---------|
|                           | 2010-11                       | 2011-12 | 2012-13 | 2013-14 | 2014-15 | 2015-16 |
| India                     | 700                           | 703     | 715     | 742     | 731     | 721     |
| Andaman & Nicobar Islands | 492                           | 635     | 659     | 937     | 818     | 888     |
| Andhra Pradesh            | 493                           | 490     | 473     | 526     | 516     | 494     |
| Arunachal Pradesh         | 1943                          | 1227    | 1041    | 1322    | 1538    | 1356    |
| Assam                     | 1009                          | 950     | 908     | 883     | 908     | 942     |
| Bihar                     | 1794                          | 1929    | 2018    | 2060    | 2081    | 2142    |
| Chandigarh                | 805                           | 1376    | 1530    | 1682    | 1741    | 1871    |
| Chhatisgarh               | 646                           | 474     | 509     | 510     | 511     | 527     |
| Dadra & Nagar Haveli      | 223                           | 619     | 633     | 645     | 662     | 747     |
| Daman & Diu               | 271                           | 196     | 367     | 395     | 366     | 382     |
| Delhi                     | 1081                          | 1292    | 1311    | 1440    | 1506    | 1527    |
| Goa                       | 705                           | 575     | 582     | 571     | 526     | 560     |
| Gujarat                   | 624                           | 599     | 604     | 626     | 611     | 585     |
| Haryana                   | 766                           | 785     | 730     | 698     | 683     | 646     |
| Himachal Pradesh          | 535                           | 513     | 484     | 528     | 549     | 520     |
| Jammu and Kashmir         | 1392                          | 1019    | 947     | 745     | 683     | 644     |
| Jharkhand                 | 2376                          | 2298    | 1934    | 1924    | 2025    | 1716    |
| Karnataka                 | 414                           | 401     | 436     | 438     | 434     | 438     |
| Kerala                    | 557                           | 538     | 555     | 585     | 517     | 521     |
| Lakshadweep               | 0                             | 0       | 0       | 0       | 0       | 0       |
| Madhya Pradesh            | 611                           | 551     | 568     | 582     | 576     | 589     |
| Maharashtra               | 756                           | 650     | 489     | 540     | 591     | 628     |
| Manipur                   | 1796                          | 1117    | 1069    | 1194    | 1105    | 1070    |
| Meghalaya                 | 1107                          | 927     | 944     | 950     | 960     | 1087    |
| Mizoram                   | 698                           | 586     | 678     | 645     | 669     | 653     |
| Nagaland                  | 766                           | 486     | 433     | 433     | 418     | 416     |
| Odisha                    | 600                           | 589     | 616     | 565     | 606     | 661     |
| Puducherry                | 483                           | 459     | 544     | 571     | 566     | 542     |
| Punjab                    | 724                           | 730     | 763     | 708     | 668     | 633     |
| Rajasthan                 | 725                           | 638     | 661     | 665     | 562     | 551     |
| Sikkim                    | 814                           | 994     | 461     | 520     | 537     | 580     |
| Tamil Nadu                | 574                           | 772     | 816     | 831     | 854     | 895     |
| Telangana                 |                               |         | 561     | 606     | 580     | 574     |
| Tripura                   | 1086                          | 1036    | 1003    | 1009    | 1134    | 1097    |
| Uttar Pradesh             | 1351                          | 1029    | 1119    | 1143    | 1011    | 920     |
| Uttarakhand               | 1224                          | 1061    | 1029    | 842     | 726     | 684     |
| West Bengal               | 1655                          | 1463    | 1498    | 1487    | 1455    | 1427    |

**Table 42. Various College Indicators during last 6 years**

| State                     | College per lakh population |         |         |         |         |         |
|---------------------------|-----------------------------|---------|---------|---------|---------|---------|
|                           | 2010-11                     | 2011-12 | 2012-13 | 2013-14 | 2014-15 | 2015-16 |
| India                     | 23                          | 25      | 25      | 26      | 27      | 28      |
| Andaman & Nicobar Islands | 12                          | 14      | 14      | 13      | 15      | 15      |
| Andhra Pradesh            | 48                          | 48      | 44      | 45      | 47      | 45      |
| Arunachal Pradesh         | 11                          | 16      | 16      | 16      | 17      | 17      |
| Assam                     | 13                          | 13      | 15      | 15      | 15      | 15      |
| Bihar                     | 5                           | 6       | 6       | 7       | 7       | 7       |
| Chandigarh                | 18                          | 19      | 18      | 17      | 16      | 14      |
| Chhatisgarh               | 20                          | 20      | 20      | 22      | 23      | 23      |
| Dadra & Nagar Haveli      | 9                           | 8       | 9       | 13      | 15      | 13      |
| Daman & Diu               | 7                           | 11      | 6       | 12      | 15      | 15      |
| Delhi                     | 8                           | 9       | 9       | 9       | 9       | 9       |
| Goa                       | 25                          | 32      | 33      | 34      | 33      | 32      |
| Gujarat                   | 27                          | 25      | 26      | 27      | 28      | 28      |
| Haryana                   | 33                          | 33      | 34      | 34      | 35      | 35      |
| Himachal Pradesh          | 38                          | 37      | 38      | 39      | 43      | 47      |
| Jammu and Kashmir         | 14                          | 21      | 23      | 24      | 24      | 25      |
| Jharkhand                 | 5                           | 7       | 7       | 8       | 8       | 9       |
| Karnataka                 | 44                          | 41      | 44      | 46      | 49      | 50      |
| Kerala                    | 29                          | 33      | 34      | 37      | 41      | 43      |
| Lakshadweep               | 0                           | 0       | 0       | 0       | 0       | 0       |
| Madhya Pradesh            | 23                          | 25      | 26      | 25      | 26      | 26      |
| Maharashtra               | 35                          | 34      | 33      | 34      | 35      | 34      |
| Manipur                   | 23                          | 26      | 27      | 28      | 29      | 30      |
| Meghalaya                 | 16                          | 17      | 18      | 18      | 18      | 18      |
| Mizoram                   | 21                          | 22      | 22      | 22      | 22      | 22      |
| Nagaland                  | 20                          | 22      | 23      | 24      | 26      | 26      |
| Odisha                    | 23                          | 23      | 23      | 23      | 23      | 23      |
| Puducherry                | 54                          | 64      | 62      | 60      | 57      | 55      |
| Punjab                    | 29                          | 28      | 29      | 30      | 31      | 32      |
| Rajasthan                 | 29                          | 32      | 32      | 33      | 34      | 35      |
| Sikkim                    | 14                          | 14      | 15      | 16      | 18      | 20      |
| Tamil Nadu                | 27                          | 30      | 31      | 33      | 33      | 32      |
| Telangana                 |                             |         | 54      | 55      | 60      | 60      |
| Tripura                   | 8                           | 9       | 10      | 11      | 11      | 12      |
| Uttar Pradesh             | 17                          | 20      | 21      | 23      | 25      | 26      |
| Uttarakhand               | 28                          | 32      | 31      | 33      | 35      | 36      |
| West Bengal               | 8                           | 8       | 9       | 9       | 10      | 10      |

**Table 42. Various College Indicators during last 6 years**

| State                     | Number of College |         |         |         |         |         |
|---------------------------|-------------------|---------|---------|---------|---------|---------|
|                           | 2010-11           | 2011-12 | 2012-13 | 2013-14 | 2014-15 | 2015-16 |
| India                     | 32974             | 34852   | 35525   | 36634   | 38498   | 39071   |
| Andaman & Nicobar Islands | 6                 | 6       | 6       | 6       | 7       | 7       |
| Andhra Pradesh            | 4780              | 4815    | 2527    | 2568    | 2673    | 2532    |
| Arunachal Pradesh         | 19                | 26      | 26      | 26      | 27      | 28      |
| Assam                     | 485               | 485     | 529     | 536     | 538     | 539     |
| Bihar                     | 629               | 650     | 675     | 704     | 732     | 744     |
| Chandigarh                | 27                | 27      | 27      | 27      | 27      | 25      |
| Chhatisgarh               | 574               | 589     | 602     | 671     | 702     | 706     |
| Dadra & Nagar Haveli      | 4                 | 4       | 5       | 7       | 9       | 8       |
| Daman & Diu               | 3                 | 5       | 3       | 6       | 8       | 8       |
| Delhi                     | 184               | 184     | 187     | 188     | 190     | 191     |
| Goa                       | 47                | 49      | 53      | 55      | 56      | 55      |
| Gujarat                   | 1815              | 1780    | 1880    | 1944    | 1989    | 2019    |
| Haryana                   | 1054              | 1061    | 1072    | 1098    | 1113    | 1113    |
| Himachal Pradesh          | 297               | 289     | 293     | 296     | 321     | 348     |
| Jammu and Kashmir         | 216               | 306     | 329     | 327     | 325     | 329     |
| Jharkhand                 | 187               | 234     | 267     | 284     | 302     | 328     |
| Karnataka                 | 3098              | 3068    | 3205    | 3310    | 3492    | 3555    |
| Kerala                    | 962               | 1033    | 1064    | 1151    | 1259    | 1302    |
| Lakshadweep               | 0                 | 0       | 0       | 0       | 0       | 0       |
| Madhya Pradesh            | 2009              | 2172    | 2280    | 2136    | 2292    | 2260    |
| Maharashtra               | 4512              | 4566    | 4369    | 4498    | 4646    | 4569    |
| Manipur                   | 78                | 79      | 79      | 83      | 86      | 87      |
| Meghalaya                 | 61                | 61      | 62      | 62      | 63      | 63      |
| Mizoram                   | 29                | 29      | 29      | 29      | 29      | 29      |
| Nagaland                  | 52                | 57      | 59      | 60      | 65      | 65      |
| Odisha                    | 1089              | 1090    | 1096    | 1067    | 1070    | 1076    |
| Puducherry                | 82                | 83      | 84      | 84      | 84      | 84      |
| Punjab                    | 956               | 958     | 973     | 997     | 1006    | 1050    |
| Rajasthan                 | 2435              | 2670    | 2669    | 2774    | 2892    | 3050    |
| Sikkim                    | 11                | 11      | 12      | 13      | 14      | 16      |
| Tamil Nadu                | 1985              | 2302    | 2372    | 2460    | 2477    | 2368    |
| Telangana                 |                   |         | 2252    | 2280    | 2450    | 2454    |
| Tripura                   | 36                | 39      | 46      | 47      | 48      | 51      |
| Uttar Pradesh             | 4049              | 4828    | 5048    | 5445    | 6026    | 6491    |
| Uttarakhand               | 346               | 395     | 390     | 410     | 429     | 439     |
| West Bengal               | 857               | 901     | 955     | 985     | 1051    | 1082    |

**Table 43. Student Enrolment at various levels during last 6 years**

| State                                | Ph.D. |        |        | M.Phil. |        |       | Post Graduate |         |         |
|--------------------------------------|-------|--------|--------|---------|--------|-------|---------------|---------|---------|
|                                      | Male  | Female | Both   | Male    | Female | Both  | Male          | Female  | Both    |
| <b>India</b>                         |       |        |        |         |        |       |               |         |         |
| 2015-16                              | 74547 | 51904  | 126451 | 17473   | 25050  | 42523 | 1818443       | 2098713 | 3917156 |
| 2014-15                              | 69584 | 47717  | 117301 | 14107   | 19264  | 33371 | 1867142       | 1986296 | 3853438 |
| 2013-14                              | 64772 | 43118  | 107890 | 13632   | 17748  | 31380 | 1888637       | 1933582 | 3822219 |
| 2012-13                              | 55654 | 39771  | 95425  | 13257   | 17117  | 30374 | 1769101       | 1679050 | 3448151 |
| 2011-12                              | 49296 | 32134  | 81430  | 15913   | 18241  | 34154 | 1769276       | 1597914 | 3367190 |
| 2010-11                              | 48007 | 29837  | 77844  | 12687   | 12625  | 25312 | 1813992       | 1455677 | 3269669 |
| <b>Andaman &amp; Nicobar Islands</b> |       |        |        |         |        |       |               |         |         |
| 2015-16                              | 69    | 17     | 86     |         |        |       | 574           | 907     | 1481    |
| 2014-15                              | 70    | 16     | 86     |         |        |       | 647           | 747     | 1394    |
| 2013-14                              | 75    | 20     | 95     |         |        |       | 839           | 1009    | 1848    |
| 2012-13                              | 38    | 8      | 46     |         |        |       | 607           | 758     | 1365    |
| 2011-12                              | 15    | 1      | 16     |         |        |       | 214           | 311     | 525     |
| 2010-11                              | 15    | 1      | 16     |         |        |       | 397           | 413     | 810     |
| <b>Andhra Pradesh</b>                |       |        |        |         |        |       |               |         |         |
| 2015-16                              | 2089  | 1017   | 3106   | 408     | 220    | 628   | 140943        | 107697  | 248640  |
| 2014-15                              | 2010  | 1320   | 3330   | 300     | 164    | 464   | 138690        | 105278  | 243968  |
| 2013-14                              | 1535  | 1267   | 2802   | 246     | 201    | 447   | 157063        | 115611  | 272674  |
| 2012-13                              | 1664  | 1120   | 2784   | 207     | 144    | 351   | 132290        | 99213   | 231503  |
| 2011-12                              | 4494  | 2479   | 6973   | 776     | 459    | 1235  | 264395        | 194024  | 458419  |
| 2010-11                              | 5435  | 2777   | 8212   | 1463    | 815    | 2278  | 269000        | 189704  | 458704  |
| <b>Arunachal Pradesh</b>             |       |        |        |         |        |       |               |         |         |
| 2015-16                              | 285   | 213    | 498    | 51      | 60     | 111   | 3471          | 4097    | 7568    |
| 2014-15                              | 246   | 179    | 425    | 45      | 42     | 87    | 2283          | 3057    | 5340    |
| 2013-14                              | 257   | 150    | 407    | 35      | 31     | 66    | 1985          | 2657    | 4642    |
| 2012-13                              | 160   | 94     | 254    | 30      | 26     | 56    | 1488          | 1882    | 3370    |
| 2011-12                              | 167   | 73     | 240    | 35      | 34     | 69    | 1378          | 1434    | 2812    |
| 2010-11                              | 773   | 278    | 1051   | 22      | 21     | 43    | 2740          | 1906    | 4646    |
| <b>Assam</b>                         |       |        |        |         |        |       |               |         |         |
| 2015-16                              | 2318  | 1556   | 3874   | 65      | 149    | 214   | 36783         | 42770   | 79553   |
| 2014-15                              | 2154  | 1350   | 3504   | 84      | 127    | 211   | 30417         | 36357   | 66774   |
| 2013-14                              | 2097  | 1356   | 3453   | 53      | 114    | 167   | 27797         | 31404   | 59201   |
| 2012-13                              | 1614  | 933    | 2547   | 35      | 71     | 106   | 21183         | 24371   | 45554   |
| 2011-12                              | 1350  | 846    | 2196   | 18      | 35     | 53    | 19158         | 21661   | 40819   |
| 2010-11                              | 1092  | 715    | 1807   | 39      | 50     | 89    | 21156         | 12176   | 33332   |
| <b>Bihar</b>                         |       |        |        |         |        |       |               |         |         |
| 2015-16                              | 1567  | 975    | 2542   | 20      | 12     | 32    | 73865         | 56371   | 130236  |
| 2014-15                              | 1334  | 704    | 2038   | 18      | 7      | 25    | 72890         | 53755   | 126645  |
| 2013-14                              | 1471  | 692    | 2163   |         |        |       | 73479         | 52957   | 126436  |
| 2012-13                              | 1706  | 850    | 2556   |         |        |       | 65501         | 43344   | 108845  |
| 2011-12                              | 1970  | 606    | 2576   |         |        |       | 54035         | 32139   | 86174   |
| 2010-11                              | 1218  | 411    | 1629   |         |        |       | 64270         | 33256   | 97526   |
| <b>Chandigarh</b>                    |       |        |        |         |        |       |               |         |         |
| 2015-16                              | 448   | 567    | 1015   | 58      | 55     | 113   | 10043         | 15494   | 25537   |
| 2014-15                              | 383   | 390    | 773    | 73      | 79     | 152   | 9270          | 13717   | 22987   |
| 2013-14                              | 468   | 494    | 962    | 79      | 74     | 153   | 7550          | 13099   | 20649   |
| 2012-13                              | 564   | 689    | 1253   | 173     | 221    | 394   | 8368          | 11871   | 20239   |
| 2011-12                              | 111   | 196    | 307    | 36      | 89     | 125   | 4806          | 8886    | 13692   |
| 2010-11                              | 274   | 298    | 572    | 63      | 109    | 172   | 12342         | 7093    | 19435   |

**Table 43. Student Enrolment at various levels during last 6 years**

| State                                | Under Graduate |          |          | PG Diploma |        |        | Diploma |        |         |
|--------------------------------------|----------------|----------|----------|------------|--------|--------|---------|--------|---------|
|                                      | Male           | Female   | Both     | Male       | Female | Both   | Male    | Female | Both    |
| <b>India</b>                         |                |          |          |            |        |        |         |        |         |
| 2015-16                              | 14611603       | 12808847 | 27420450 | 123392     | 106167 | 229559 | 1793335 | 755825 | 2549160 |
| 2014-15                              | 14467226       | 12705120 | 27172346 | 121313     | 94059  | 215372 | 1788110 | 719584 | 2507694 |
| 2013-14                              | 13574434       | 11925891 | 25500325 | 153287     | 123215 | 276502 | 1634257 | 651319 | 2285576 |
| 2012-13                              | 12918796       | 10971513 | 23890309 | 142684     | 51388  | 194072 | 1571333 | 636218 | 2207551 |
| 2011-12                              | 12612513       | 10562437 | 23174950 | 146107     | 50052  | 196159 | 1445298 | 626311 | 2071609 |
| 2010-11                              | 12117511       | 9854749  | 21972260 | 90412      | 49528  | 139940 | 1280668 | 532685 | 1813353 |
| <b>Andaman &amp; Nicobar Islands</b> |                |          |          |            |        |        |         |        |         |
| 2015-16                              | 4108           | 4320     | 8428     | 75         | 39     | 114    | 492     | 314    | 806     |
| 2014-15                              | 3903           | 4294     | 8197     | 66         | 25     | 91     | 450     | 331    | 781     |
| 2013-14                              | 4111           | 4390     | 8501     | 91         | 37     | 128    | 450     | 338    | 788     |
| 2012-13                              | 2841           | 3536     | 6377     | 62         | 34     | 96     | 462     | 340    | 802     |
| 2011-12                              | 1666           | 2027     | 3693     | 57         | 26     | 83     | 477     | 323    | 800     |
| 2010-11                              | 2209           | 2650     | 4859     | 55         | 26     | 81     | 52      | 90     | 142     |
| <b>Andhra Pradesh</b>                |                |          |          |            |        |        |         |        |         |
| 2015-16                              | 742513         | 586407   | 1328920  | 1291       | 686    | 1977   | 75187   | 56573  | 131760  |
| 2014-15                              | 778019         | 620638   | 1398657  | 1073       | 587    | 1660   | 68370   | 43853  | 112223  |
| 2013-14                              | 774665         | 596538   | 1371203  | 908        | 457    | 1365   | 59948   | 46689  | 106637  |
| 2012-13                              | 699626         | 527832   | 1227458  | 1097       | 563    | 1660   | 56980   | 46801  | 103781  |
| 2011-12                              | 1326659        | 1035341  | 2362000  | 4911       | 2335   | 7246   | 73073   | 76758  | 149831  |
| 2010-11                              | 1288425        | 926149   | 2214574  | 3074       | 1397   | 4471   | 60576   | 48150  | 108726  |
| <b>Arunachal Pradesh</b>             |                |          |          |            |        |        |         |        |         |
| 2015-16                              | 17957          | 17932    | 35889    | 131        | 82     | 213    | 1173    | 593    | 1766    |
| 2014-15                              | 19474          | 18719    | 38193    | 81         | 61     | 142    | 784     | 504    | 1288    |
| 2013-14                              | 16510          | 17769    | 34279    | 79         | 58     | 137    | 1928    | 1070   | 2998    |
| 2012-13                              | 11502          | 13499    | 25001    | 61         | 40     | 101    | 1627    | 700    | 2327    |
| 2011-12                              | 15093          | 14446    | 29539    | 61         | 26     | 87     | 1736    | 620    | 2356    |
| 2010-11                              | 21231          | 12170    | 33401    | 55         | 32     | 87     | 5859    | 1830   | 7689    |
| <b>Assam</b>                         |                |          |          |            |        |        |         |        |         |
| 2015-16                              | 241045         | 223576   | 464621   | 1670       | 1287   | 2957   | 7078    | 4530   | 11608   |
| 2014-15                              | 232032         | 223024   | 455056   | 1729       | 1317   | 3046   | 6833    | 4003   | 10836   |
| 2013-14                              | 241685         | 232178   | 473863   | 1469       | 1397   | 2866   | 19545   | 14457  | 34002   |
| 2012-13                              | 216273         | 216792   | 433065   | 1305       | 1246   | 2551   | 8686    | 7814   | 16500   |
| 2011-12                              | 233643         | 243737   | 477380   | 1901       | 1323   | 3224   | 3059    | 3497   | 6556    |
| 2010-11                              | 232042         | 225872   | 457914   | 2211       | 384    | 2595   | 1888    | 3162   | 5050    |
| <b>Bihar</b>                         |                |          |          |            |        |        |         |        |         |
| 2015-16                              | 826637         | 605011   | 1431648  | 1473       | 771    | 2244   | 20782   | 8659   | 29441   |
| 2014-15                              | 790577         | 584245   | 1374822  | 1172       | 422    | 1594   | 15991   | 6731   | 22722   |
| 2013-14                              | 727702         | 523985   | 1251687  | 760        | 554    | 1314   | 12101   | 5843   | 17944   |
| 2012-13                              | 733562         | 522156   | 1255718  | 1160       | 680    | 1840   | 10958   | 4455   | 15413   |
| 2011-12                              | 714501         | 485972   | 1200473  | 1038       | 537    | 1575   | 10710   | 3993   | 14703   |
| 2010-11                              | 699123         | 471039   | 1170162  | 1749       | 614    | 2363   | 21428   | 16692  | 38120   |
| <b>Chandigarh</b>                    |                |          |          |            |        |        |         |        |         |
| 2015-16                              | 35032          | 31294    | 66326    | 391        | 558    | 949    | 1516    | 1398   | 2914    |
| 2014-15                              | 32939          | 28743    | 61682    | 516        | 615    | 1131   | 2206    | 1516   | 3722    |
| 2013-14                              | 32579          | 27249    | 59828    | 424        | 623    | 1047   | 2393    | 1445   | 3838    |
| 2012-13                              | 33338          | 22410    | 55748    | 576        | 684    | 1260   | 1093    | 894    | 1987    |
| 2011-12                              | 21122          | 23016    | 44138    | 218        | 513    | 731    | 1077    | 798    | 1875    |
| 2010-11                              | 20749          | 15831    | 36580    | 1313       | 390    | 1703   | 1510    | 709    | 2219    |

**Table 43. Student Enrolment at various levels during last 6 years**

| State                                | Certificate |        |        | Integrated |        |        | Grand Total |          |          |
|--------------------------------------|-------------|--------|--------|------------|--------|--------|-------------|----------|----------|
|                                      | Male        | Female | Both   | Male       | Female | Both   | Male        | Female   | Both     |
| <b>India</b>                         |             |        |        |            |        |        |             |          |          |
| 2015-16                              | 63284       | 80776  | 144060 | 92646      | 62776  | 155422 | 18594723    | 15990058 | 34584781 |
| 2014-15                              | 74236       | 96009  | 170245 | 86901      | 54969  | 141870 | 18488619    | 15723018 | 34211637 |
| 2013-14                              | 87912       | 99428  | 187340 | 78463      | 46539  | 125002 | 17495394    | 14840840 | 32336234 |
| 2012-13                              | 87299       | 104572 | 191871 | 59170      | 35494  | 94664  | 16617294    | 13535123 | 30152417 |
| 2011-12                              | 89173       | 95544  | 184717 | 45897      | 28225  | 74122  | 16173473    | 13010858 | 29184331 |
| 2010-11                              | 67231       | 77075  | 144306 | 36051      | 21014  | 57065  | 15466559    | 12033190 | 27499749 |
| <b>Andaman &amp; Nicobar Islands</b> |             |        |        |            |        |        |             |          |          |
| 2015-16                              |             |        |        | 26         | 83     | 109    | 5344        | 5680     | 11024    |
| 2014-15                              |             |        |        | 30         | 90     | 120    | 5166        | 5503     | 10669    |
| 2013-14                              | 10          | 11     | 21     | 29         | 91     | 120    | 5605        | 5896     | 11501    |
| 2012-13                              | 24          |        | 24     | 29         | 86     | 115    | 4063        | 4762     | 8825     |
| 2011-12                              | 9           | 23     | 32     | 23         | 86     | 109    | 2461        | 2797     | 5258     |
| 2010-11                              |             |        |        |            |        |        | 2728        | 3180     | 5908     |
| <b>Andhra Pradesh</b>                |             |        |        |            |        |        |             |          |          |
| 2015-16                              | 249         | 353    | 602    | 6520       | 2385   | 8905   | 969200      | 755338   | 1724538  |
| 2014-15                              | 399         | 489    | 888    | 4575       | 1321   | 5896   | 993436      | 773650   | 1767086  |
| 2013-14                              | 288         | 448    | 736    | 3922       | 1199   | 5121   | 998575      | 762410   | 1760985  |
| 2012-13                              | 640         | 1241   | 1881   | 3766       | 1460   | 5226   | 896270      | 678374   | 1574644  |
| 2011-12                              | 2040        | 2866   | 4906   | 4760       | 2667   | 7427   | 1681108     | 1316929  | 2998037  |
| 2010-11                              | 1245        | 1905   | 3150   | 3850       | 2402   | 6252   | 1633068     | 1173299  | 2806367  |
| <b>Arunachal Pradesh</b>             |             |        |        |            |        |        |             |          |          |
| 2015-16                              | 313         | 94     | 407    |            |        |        | 23381       | 23071    | 46452    |
| 2014-15                              | 465         | 176    | 641    |            |        |        | 23378       | 22738    | 46116    |
| 2013-14                              | 292         | 84     | 376    |            |        |        | 21086       | 21819    | 42905    |
| 2012-13                              | 277         | 66     | 343    |            |        |        | 15145       | 16307    | 31452    |
| 2011-12                              | 297         | 78     | 375    |            |        |        | 18767       | 16711    | 35478    |
| 2010-11                              |             |        |        |            |        |        | 30680       | 16237    | 46917    |
| <b>Assam</b>                         |             |        |        |            |        |        |             |          |          |
| 2015-16                              | 1715        | 1939   | 3654   | 2182       | 2292   | 4474   | 292856      | 278099   | 570955   |
| 2014-15                              | 1412        | 1580   | 2992   | 1823       | 2023   | 3846   | 276484      | 269781   | 546265   |
| 2013-14                              | 937         | 1199   | 2136   | 1443       | 1896   | 3339   | 295026      | 284001   | 579027   |
| 2012-13                              | 789         | 860    | 1649   | 1066       | 1600   | 2666   | 250951      | 253687   | 504638   |
| 2011-12                              | 436         | 510    | 946    | 888        | 971    | 1859   | 260453      | 272580   | 533033   |
| 2010-11                              | 291         | 187    | 478    | 972        | 1001   | 1973   | 259691      | 243547   | 503238   |
| <b>Bihar</b>                         |             |        |        |            |        |        |             |          |          |
| 2015-16                              | 2858        | 1648   | 4506   | 1456       | 755    | 2211   | 928658      | 674202   | 1602860  |
| 2014-15                              | 387         | 235    | 622    | 879        | 504    | 1383   | 883248      | 646603   | 1529851  |
| 2013-14                              | 1564        | 657    | 2221   | 743        | 439    | 1182   | 817820      | 585127   | 1402947  |
| 2012-13                              | 1661        | 696    | 2357   | 276        | 258    | 534    | 814824      | 572439   | 1387263  |
| 2011-12                              | 1627        | 648    | 2275   | 547        | 268    | 815    | 784428      | 524163   | 1308591  |
| 2010-11                              | 755         | 632    | 1387   | 567        | 231    | 798    | 789110      | 522875   | 1311985  |
| <b>Chandigarh</b>                    |             |        |        |            |        |        |             |          |          |
| 2015-16                              | 467         | 244    | 711    | 1167       | 1260   | 2427   | 49122       | 50870    | 99992    |
| 2014-15                              | 478         | 164    | 642    | 1221       | 1159   | 2380   | 47086       | 46383    | 93469    |
| 2013-14                              | 365         | 192    | 557    | 1013       | 964    | 1977   | 44871       | 44140    | 89011    |
| 2012-13                              | 270         | 110    | 380    | 1080       | 736    | 1816   | 45462       | 37615    | 83077    |
| 2011-12                              | 238         | 131    | 369    |            |        |        | 27608       | 33629    | 61237    |
| 2010-11                              | 200         | 109    | 309    | 49         | 262    | 311    | 36500       | 24801    | 61301    |

**Table 43. Student Enrolment at various levels during last 6 years**

| State                           | Ph.D. |        |       | M.Phil. |        |      | Post Graduate |        |        |
|---------------------------------|-------|--------|-------|---------|--------|------|---------------|--------|--------|
|                                 | Male  | Female | Both  | Male    | Female | Both | Male          | Female | Both   |
| <b>Chhatisgarh</b>              |       |        |       |         |        |      |               |        |        |
| 2015-16                         | 406   | 284    | 690   | 182     | 173    | 355  | 27245         | 29435  | 56680  |
| 2014-15                         | 504   | 488    | 992   | 208     | 207    | 415  | 26472         | 27859  | 54331  |
| 2013-14                         | 459   | 484    | 943   | 191     | 215    | 406  | 27872         | 26824  | 54696  |
| 2012-13                         | 471   | 427    | 898   | 150     | 185    | 335  | 21456         | 20854  | 42310  |
| 2011-12                         | 325   | 358    | 683   | 187     | 200    | 387  | 14200         | 16060  | 30260  |
| 2010-11                         | 234   | 270    | 504   | 203     | 294    | 497  | 20159         | 17000  | 37159  |
| <b>Dadra &amp; Nagar Haveli</b> |       |        |       |         |        |      |               |        |        |
| 2015-16                         |       |        |       |         |        |      | 122           | 170    | 292    |
| 2014-15                         |       |        |       |         |        |      | 125           | 162    | 287    |
| 2013-14                         |       |        |       |         |        |      | 173           | 132    | 305    |
| 2012-13                         |       |        |       |         |        |      | 157           | 114    | 271    |
| 2011-12                         |       |        |       |         |        |      | 127           | 78     | 205    |
| 2010-11                         |       |        |       |         |        |      | 95            | 24     | 119    |
| <b>Daman &amp; Diu</b>          |       |        |       |         |        |      |               |        |        |
| 2015-16                         |       |        |       |         |        |      |               |        |        |
| 2014-15                         |       |        |       |         |        |      |               |        |        |
| 2013-14                         |       |        |       |         |        |      |               |        |        |
| 2012-13                         |       |        |       |         |        |      |               |        |        |
| 2011-12                         |       |        |       |         |        |      |               |        |        |
| 2010-11                         |       |        |       |         |        |      |               |        |        |
| <b>Delhi</b>                    |       |        |       |         |        |      |               |        |        |
| 2015-16                         | 4861  | 4018   | 8879  | 2830    | 3085   | 5915 | 54390         | 76342  | 130732 |
| 2014-15                         | 6534  | 5457   | 11991 | 1135    | 1140   | 2275 | 54686         | 70058  | 124744 |
| 2013-14                         | 6633  | 5943   | 12576 | 603     | 588    | 1191 | 57902         | 68360  | 126262 |
| 2012-13                         | 7278  | 6132   | 13410 | 454     | 521    | 975  | 55456         | 57949  | 113405 |
| 2011-12                         | 4246  | 3434   | 7680  | 2792    | 2325   | 5117 | 53599         | 51880  | 105479 |
| 2010-11                         | 3929  | 3195   | 7124  | 2430    | 1994   | 4424 | 75069         | 54039  | 129108 |
| <b>Goa</b>                      |       |        |       |         |        |      |               |        |        |
| 2015-16                         | 44    | 26     | 70    | 10      |        | 10   | 2862          | 4523   | 7385   |
| 2014-15                         | 41    | 66     | 107   | 1       | 3      | 4    | 2916          | 4374   | 7290   |
| 2013-14                         | 78    | 71     | 149   | 8       | 5      | 13   | 2747          | 4297   | 7044   |
| 2012-13                         | 20    | 29     | 49    |         |        |      | 1664          | 3472   | 5136   |
| 2011-12                         | 49    | 61     | 110   |         | 2      | 2    | 2800          | 1730   | 4530   |
| 2010-11                         | 8     | 7      | 15    |         |        |      | 12650         | 9554   | 22204  |
| <b>Gujarat</b>                  |       |        |       |         |        |      |               |        |        |
| 2015-16                         | 3286  | 1883   | 5169  | 592     | 665    | 1257 | 83243         | 97261  | 180504 |
| 2014-15                         | 2353  | 1340   | 3693  | 494     | 479    | 973  | 68982         | 67645  | 136627 |
| 2013-14                         | 2105  | 1076   | 3181  | 584     | 625    | 1209 | 69270         | 65374  | 134644 |
| 2012-13                         | 1614  | 821    | 2435  | 312     | 299    | 611  | 70758         | 62072  | 132830 |
| 2011-12                         | 1485  | 785    | 2270  | 355     | 291    | 646  | 62251         | 53061  | 115312 |
| 2010-11                         | 1798  | 914    | 2712  | 567     | 411    | 978  | 87862         | 61810  | 149672 |
| <b>Haryana</b>                  |       |        |       |         |        |      |               |        |        |
| 2015-16                         | 1643  | 1755   | 3398  | 332     | 432    | 764  | 38340         | 57892  | 96232  |
| 2014-15                         | 1338  | 1366   | 2704  | 336     | 352    | 688  | 35542         | 51731  | 87273  |
| 2013-14                         | 1570  | 1473   | 3043  | 303     | 382    | 685  | 36505         | 50025  | 86530  |
| 2012-13                         | 1025  | 1136   | 2161  | 338     | 413    | 751  | 36686         | 48334  | 85020  |
| 2011-12                         | 1199  | 1169   | 2368  | 338     | 361    | 699  | 36478         | 46077  | 82555  |
| 2010-11                         | 1132  | 1106   | 2238  | 347     | 715    | 1062 | 44635         | 49767  | 94402  |
| <b>Himachal Pradesh</b>         |       |        |       |         |        |      |               |        |        |
| 2015-16                         | 590   | 588    | 1178  | 103     | 175    | 278  | 12567         | 16202  | 28769  |
| 2014-15                         | 558   | 582    | 1140  | 131     | 184    | 315  | 12821         | 15516  | 28337  |
| 2013-14                         | 593   | 601    | 1194  | 125     | 177    | 302  | 22070         | 12621  | 34691  |
| 2012-13                         | 504   | 460    | 964   | 176     | 248    | 424  | 12137         | 13133  | 25270  |
| 2011-12                         | 423   | 290    | 713   | 166     | 225    | 391  | 10774         | 10989  | 21763  |
| 2010-11                         | 445   | 231    | 676   | 125     | 217    | 342  | 9982          | 11229  | 21211  |

**Table 43. Student Enrolment at various levels during last 6 years**

| State                           | Under Graduate |        |         | PG Diploma |        |       | Diploma |        |        |
|---------------------------------|----------------|--------|---------|------------|--------|-------|---------|--------|--------|
|                                 | Male           | Female | Both    | Male       | Female | Both  | Male    | Female | Both   |
| <b>Chhatisgarh</b>              |                |        |         |            |        |       |         |        |        |
| 2015-16                         | 171634         | 164931 | 336565  | 8863       | 9462   | 18325 | 31609   | 19846  | 51455  |
| 2014-15                         | 167302         | 159600 | 326902  | 8929       | 7918   | 16847 | 29606   | 16873  | 46479  |
| 2013-14                         | 163462         | 151041 | 314503  | 9520       | 7003   | 16523 | 24050   | 12567  | 36617  |
| 2012-13                         | 147856         | 136417 | 284273  | 7862       | 5421   | 13283 | 20532   | 11124  | 31656  |
| 2011-12                         | 130854         | 121451 | 252305  | 4999       | 3576   | 8575  | 13588   | 8041   | 21629  |
| 2010-11                         | 193786         | 135248 | 329034  | 3806       | 2198   | 6004  | 18327   | 6254   | 24581  |
| <b>Dadra &amp; Nagar Haveli</b> |                |        |         |            |        |       |         |        |        |
| 2015-16                         | 2182           | 2276   | 4458    |            | 19     | 19    | 605     | 80     | 685    |
| 2014-15                         | 2085           | 1859   | 3944    | 5          | 1      | 6     | 549     | 62     | 611    |
| 2013-14                         | 1755           | 1506   | 3261    | 1          |        | 1     | 488     | 87     | 575    |
| 2012-13                         | 1214           | 1192   | 2406    |            |        |       | 540     | 105    | 645    |
| 2011-12                         | 1387           | 1042   | 2429    |            |        |       | 560     | 73     | 633    |
| 2010-11                         | 409            | 493    | 902     |            |        |       | 509     | 157    | 666    |
| <b>Daman &amp; Diu</b>          |                |        |         |            |        |       |         |        |        |
| 2015-16                         | 695            | 1088   | 1783    |            |        |       | 1186    | 153    | 1339   |
| 2014-15                         | 664            | 1095   | 1759    |            |        |       | 1096    | 145    | 1241   |
| 2013-14                         | 486            | 897    | 1383    |            |        |       | 888     | 100    | 988    |
| 2012-13                         | 378            | 724    | 1102    |            |        |       | 813     | 132    | 945    |
| 2011-12                         | 365            | 617    | 982     |            |        |       | 649     | 139    | 788    |
| 2010-11                         | 356            | 456    | 812     |            |        |       | 531     | 135    | 666    |
| <b>Delhi</b>                    |                |        |         |            |        |       |         |        |        |
| 2015-16                         | 438376         | 387450 | 825826  | 4766       | 2951   | 7717  | 17248   | 12042  | 29290  |
| 2014-15                         | 415977         | 359162 | 775139  | 4460       | 2599   | 7059  | 17631   | 11621  | 29252  |
| 2013-14                         | 401046         | 346523 | 747569  | 5602       | 3535   | 9137  | 20070   | 11791  | 31861  |
| 2012-13                         | 358147         | 314965 | 673112  | 5257       | 2817   | 8074  | 24297   | 11018  | 35315  |
| 2011-12                         | 345343         | 288850 | 634193  | 7105       | 4360   | 11465 | 34240   | 19311  | 53551  |
| 2010-11                         | 283548         | 238843 | 522391  | 5880       | 3157   | 9037  | 17786   | 11286  | 29072  |
| <b>Goa</b>                      |                |        |         |            |        |       |         |        |        |
| 2015-16                         | 14596          | 18122  | 32718   | 137        | 97     | 234   | 5870    | 784    | 6654   |
| 2014-15                         | 14105          | 17769  | 31874   | 149        | 131    | 280   | 5927    | 798    | 6725   |
| 2013-14                         | 13610          | 18129  | 31739   | 126        | 144    | 270   | 2865    | 858    | 3723   |
| 2012-13                         | 12557          | 17800  | 30357   | 694        | 337    | 1031  | 2158    | 755    | 2913   |
| 2011-12                         | 12672          | 15699  | 28371   | 497        | 67     | 564   | 1978    | 750    | 2728   |
| 2010-11                         | 15499          | 20363  | 35862   | 371        | 152    | 523   | 2150    | 886    | 3036   |
| <b>Gujarat</b>                  |                |        |         |            |        |       |         |        |        |
| 2015-16                         | 647353         | 465175 | 1112528 | 4427       | 4117   | 8544  | 113831  | 32677  | 146508 |
| 2014-15                         | 629839         | 464039 | 1093878 | 4773       | 3605   | 8378  | 118173  | 32755  | 150928 |
| 2013-14                         | 593887         | 455966 | 1049853 | 5805       | 5081   | 10886 | 119714  | 30850  | 150564 |
| 2012-13                         | 558292         | 428262 | 986554  | 7088       | 4127   | 11215 | 111294  | 30273  | 141567 |
| 2011-12                         | 501452         | 392334 | 893786  | 5712       | 4227   | 9939  | 102635  | 26699  | 129334 |
| 2010-11                         | 622038         | 490768 | 1112806 | 4088       | 3024   | 7112  | 114528  | 27738  | 142266 |
| <b>Haryana</b>                  |                |        |         |            |        |       |         |        |        |
| 2015-16                         | 346010         | 298258 | 644268  | 1991       | 1444   | 3435  | 51344   | 18153  | 69497  |
| 2014-15                         | 370577         | 320416 | 690993  | 1668       | 1199   | 2867  | 62616   | 19331  | 81947  |
| 2013-14                         | 389582         | 304894 | 694476  | 1712       | 1026   | 2738  | 63329   | 15738  | 79067  |
| 2012-13                         | 380176         | 316407 | 696583  | 2476       | 1135   | 3611  | 74528   | 15865  | 90393  |
| 2011-12                         | 377680         | 336980 | 714660  | 1153       | 782    | 1935  | 68969   | 14510  | 83479  |
| 2010-11                         | 343731         | 239957 | 583688  | 1040       | 838    | 1878  | 63378   | 11328  | 74706  |
| <b>Himachal Pradesh</b>         |                |        |         |            |        |       |         |        |        |
| 2015-16                         | 89754          | 101987 | 191741  | 395        | 654    | 1049  | 9576    | 7427   | 17003  |
| 2014-15                         | 87396          | 97155  | 184551  | 638        | 676    | 1314  | 10570   | 6703   | 17273  |
| 2013-14                         | 80728          | 86309  | 167037  | 720        | 510    | 1230  | 11534   | 5803   | 17337  |
| 2012-13                         | 73454          | 78798  | 152252  | 687        | 587    | 1274  | 12239   | 5317   | 17556  |
| 2011-12                         | 74129          | 78303  | 152432  | 907        | 883    | 1790  | 11215   | 4807   | 16022  |
| 2010-11                         | 83460          | 81887  | 165347  | 852        | 811    | 1663  | 9583    | 3395   | 12978  |



**Table 43. Student Enrolment at various levels during last 6 years**

| State                           | Certificate |        |       | Integrated |        |       | Grand Total |        |         |
|---------------------------------|-------------|--------|-------|------------|--------|-------|-------------|--------|---------|
|                                 | Male        | Female | Both  | Male       | Female | Both  | Male        | Female | Both    |
| <b>Chhatisgarh</b>              |             |        |       |            |        |       |             |        |         |
| 2015-16                         | 106         | 258    | 364   | 827        | 769    | 1596  | 240872      | 225158 | 466030  |
| 2014-15                         | 182         | 361    | 543   | 735        | 671    | 1406  | 233938      | 213977 | 447915  |
| 2013-14                         | 138         | 331    | 469   | 587        | 516    | 1103  | 226279      | 198981 | 425260  |
| 2012-13                         | 52          | 325    | 377   | 1321       | 1213   | 2534  | 199700      | 175966 | 375666  |
| 2011-12                         | 203         | 299    | 502   | 866        | 801    | 1667  | 165222      | 150786 | 316008  |
| 2010-11                         | 122         | 119    | 241   | 592        | 501    | 1093  | 237229      | 161884 | 399113  |
| <b>Dadra &amp; Nagar Haveli</b> |             |        |       |            |        |       |             |        |         |
| 2015-16                         |             |        |       |            |        |       | 2909        | 2545   | 5454    |
| 2014-15                         |             |        |       |            |        |       | 2764        | 2084   | 4848    |
| 2013-14                         |             |        |       |            |        |       | 2417        | 1725   | 4142    |
| 2012-13                         |             |        |       |            |        |       | 1911        | 1411   | 3322    |
| 2011-12                         |             |        |       |            |        |       | 2074        | 1193   | 3267    |
| 2010-11                         |             |        |       |            |        |       | 1013        | 674    | 1687    |
| <b>Daman &amp; Diu</b>          |             |        |       |            |        |       |             |        |         |
| 2015-16                         |             |        |       |            |        |       | 1881        | 1241   | 3122    |
| 2014-15                         |             |        |       |            |        |       | 1760        | 1240   | 3000    |
| 2013-14                         |             |        |       |            |        |       | 1374        | 997    | 2371    |
| 2012-13                         |             |        |       |            |        |       | 1191        | 856    | 2047    |
| 2011-12                         |             |        |       |            |        |       | 1014        | 756    | 1770    |
| 2010-11                         |             | 83     | 83    |            |        |       | 887         | 674    | 1561    |
| <b>Delhi</b>                    |             |        |       |            |        |       |             |        |         |
| 2015-16                         | 2049        | 1281   | 3330  | 2278       | 909    | 3187  | 526798      | 488078 | 1014876 |
| 2014-15                         | 2297        | 1142   | 3439  | 5257       | 1678   | 6935  | 507977      | 452857 | 960834  |
| 2013-14                         | 2252        | 1461   | 3713  | 5562       | 806    | 6368  | 499670      | 439007 | 938677  |
| 2012-13                         | 2907        | 1631   | 4538  | 1901       | 747    | 2648  | 455697      | 395780 | 851477  |
| 2011-12                         | 2710        | 1770   | 4480  | 1750       | 681    | 2431  | 451785      | 372611 | 824396  |
| 2010-11                         | 1857        | 1117   | 2974  | 1425       | 426    | 1851  | 391924      | 314057 | 705981  |
| <b>Goa</b>                      |             |        |       |            |        |       |             |        |         |
| 2015-16                         | 19          | 5      | 24    | 47         | 124    | 171   | 23585       | 23681  | 47266   |
| 2014-15                         |             |        |       | 56         | 121    | 177   | 23195       | 23262  | 46457   |
| 2013-14                         |             |        |       | 56         | 120    | 176   | 19490       | 23624  | 43114   |
| 2012-13                         | 2           | 25     | 27    | 47         | 93     | 140   | 17142       | 22511  | 39653   |
| 2011-12                         | 6           | 17     | 23    |            |        |       | 18002       | 18326  | 36328   |
| 2010-11                         |             | 11     | 11    |            |        |       | 30678       | 30973  | 61651   |
| <b>Gujarat</b>                  |             |        |       |            |        |       |             |        |         |
| 2015-16                         | 7542        | 14328  | 21870 | 5158       | 5591   | 10749 | 865432      | 621697 | 1487129 |
| 2014-15                         | 12223       | 19255  | 31478 | 4563       | 4691   | 9254  | 841400      | 593809 | 1435209 |
| 2013-14                         | 16016       | 15110  | 31126 | 4403       | 5144   | 9547  | 811784      | 579226 | 1391010 |
| 2012-13                         | 10090       | 12300  | 22390 | 4685       | 4978   | 9663  | 764133      | 543132 | 1307265 |
| 2011-12                         | 7587        | 8307   | 15894 | 3445       | 4120   | 7565  | 684922      | 489824 | 1174746 |
| 2010-11                         | 12244       | 18860  | 31104 | 3919       | 3157   | 7076  | 847044      | 606682 | 1453726 |
| <b>Haryana</b>                  |             |        |       |            |        |       |             |        |         |
| 2015-16                         | 903         | 1580   | 2483  | 7506       | 4076   | 11582 | 448069      | 383590 | 831659  |
| 2014-15                         | 1176        | 1962   | 3138  | 4568       | 3535   | 8103  | 477821      | 399892 | 877713  |
| 2013-14                         | 967         | 1366   | 2333  | 3721       | 2380   | 6101  | 497689      | 377284 | 874973  |
| 2012-13                         | 987         | 1211   | 2198  | 1930       | 1717   | 3647  | 498146      | 386218 | 884364  |
| 2011-12                         | 841         | 1072   | 1913  | 3371       | 1972   | 5343  | 490029      | 402923 | 892952  |
| 2010-11                         | 545         | 383    | 928   | 3431       | 1189   | 4620  | 458239      | 305283 | 763522  |
| <b>Himachal Pradesh</b>         |             |        |       |            |        |       |             |        |         |
| 2015-16                         | 502         | 503    | 1005  | 501        | 181    | 682   | 113988      | 127717 | 241705  |
| 2014-15                         | 756         | 750    | 1506  | 350        | 131    | 481   | 113220      | 121697 | 234917  |
| 2013-14                         | 553         | 548    | 1101  | 249        | 132    | 381   | 116572      | 106701 | 223273  |
| 2012-13                         | 492         | 478    | 970   | 335        | 120    | 455   | 100024      | 99141  | 199165  |
| 2011-12                         | 416         | 382    | 798   | 111        | 34     | 145   | 98141       | 95913  | 194054  |
| 2010-11                         | 538         | 636    | 1174  | 195        | 34     | 229   | 105180      | 98440  | 203620  |

**Table 43. Student Enrolment at various levels during last 6 years**

| State                    | Ph.D. |        |       | M.Phil. |        |      | Post Graduate |        |        |
|--------------------------|-------|--------|-------|---------|--------|------|---------------|--------|--------|
|                          | Male  | Female | Both  | Male    | Female | Both | Male          | Female | Both   |
| <b>Jammu and Kashmir</b> |       |        |       |         |        |      |               |        |        |
| 2015-16                  | 985   | 854    | 1839  | 170     | 196    | 366  | 37819         | 39758  | 77577  |
| 2014-15                  | 781   | 501    | 1282  | 214     | 233    | 447  | 36714         | 38871  | 75585  |
| 2013-14                  | 500   | 400    | 900   | 368     | 344    | 712  | 32779         | 35875  | 68654  |
| 2012-13                  | 452   | 327    | 779   | 242     | 240    | 482  | 27866         | 30819  | 58685  |
| 2011-12                  | 400   | 297    | 697   | 330     | 279    | 609  | 23295         | 21131  | 44426  |
| 2010-11                  | 311   | 262    | 573   | 791     | 618    | 1409 | 13028         | 11881  | 24909  |
| <b>Jharkhand</b>         |       |        |       |         |        |      |               |        |        |
| 2015-16                  | 1726  | 688    | 2414  | 109     | 200    | 309  | 23260         | 31353  | 54613  |
| 2014-15                  | 1456  | 515    | 1971  | 38      | 81     | 119  | 21484         | 27800  | 49284  |
| 2013-14                  | 1129  | 476    | 1605  | 146     | 209    | 355  | 19006         | 24042  | 43048  |
| 2012-13                  | 292   | 172    | 464   | 78      | 132    | 210  | 22502         | 21733  | 44235  |
| 2011-12                  | 393   | 328    | 721   | 5       | 5      | 10   | 21733         | 19113  | 40846  |
| 2010-11                  | 89    | 24     | 113   | 29      |        | 29   | 17409         | 14837  | 32246  |
| <b>Karnataka</b>         |       |        |       |         |        |      |               |        |        |
| 2015-16                  | 7424  | 4353   | 11777 | 214     | 378    | 592  | 97648         | 103261 | 200909 |
| 2014-15                  | 7247  | 4281   | 11528 | 235     | 339    | 574  | 114310        | 112799 | 227109 |
| 2013-14                  | 6245  | 3379   | 9624  | 253     | 376    | 629  | 139835        | 126549 | 266384 |
| 2012-13                  | 4760  | 2628   | 7388  | 351     | 397    | 748  | 131441        | 118272 | 249713 |
| 2011-12                  | 5382  | 2778   | 8160  | 396     | 396    | 792  | 125899        | 109327 | 235226 |
| 2010-11                  | 5317  | 2621   | 7938  | 505     | 491    | 996  | 116459        | 93054  | 209513 |
| <b>Kerala</b>            |       |        |       |         |        |      |               |        |        |
| 2015-16                  | 1956  | 2675   | 4631  | 228     | 684    | 912  | 36860         | 76166  | 113026 |
| 2014-15                  | 1663  | 2298   | 3961  | 216     | 571    | 787  | 39239         | 74595  | 113834 |
| 2013-14                  | 1583  | 2202   | 3785  | 209     | 508    | 717  | 37915         | 67065  | 104980 |
| 2012-13                  | 1661  | 2141   | 3802  | 233     | 507    | 740  | 31239         | 59147  | 90386  |
| 2011-12                  | 1673  | 2081   | 3754  | 215     | 458    | 673  | 31422         | 54578  | 86000  |
| 2010-11                  | 1418  | 1451   | 2869  | 186     | 413    | 599  | 38359         | 57452  | 95811  |
| <b>Lakshadweep</b>       |       |        |       |         |        |      |               |        |        |
| 2015-16                  |       |        |       |         |        |      | 4             | 17     | 21     |
| 2014-15                  |       |        |       |         |        |      | 6             | 19     | 25     |
| 2013-14                  |       |        |       |         |        |      | 7             | 18     | 25     |
| 2012-13                  |       |        |       |         |        |      | 6             | 19     | 25     |
| 2011-12                  |       |        |       |         |        |      | 9             | 28     | 37     |
| 2010-11                  |       |        |       |         |        |      |               |        |        |
| <b>Madhya Pradesh</b>    |       |        |       |         |        |      |               |        |        |
| 2015-16                  | 2243  | 1585   | 3828  | 681     | 771    | 1452 | 97825         | 104560 | 202385 |
| 2014-15                  | 2168  | 1522   | 3690  | 748     | 674    | 1422 | 110559        | 107981 | 218540 |
| 2013-14                  | 2011  | 1404   | 3415  | 862     | 606    | 1468 | 116300        | 104777 | 221077 |
| 2012-13                  | 1814  | 1115   | 2929  | 1214    | 1043   | 2257 | 121210        | 89740  | 210950 |
| 2011-12                  | 1861  | 1313   | 3174  | 1304    | 1007   | 2311 | 116480        | 81404  | 197884 |
| 2010-11                  | 1183  | 1956   | 3139  | 491     | 396    | 887  | 84497         | 68527  | 153024 |
| <b>Maharashtra</b>       |       |        |       |         |        |      |               |        |        |
| 2015-16                  | 5757  | 3472   | 9229  | 1487    | 1413   | 2900 | 206709        | 199916 | 406625 |
| 2014-15                  | 5273  | 3351   | 8624  | 1354    | 1194   | 2548 | 240724        | 191539 | 432263 |
| 2013-14                  | 4783  | 2271   | 7054  | 1969    | 1061   | 3030 | 237734        | 196616 | 434350 |
| 2012-13                  | 3716  | 1967   | 5683  | 1416    | 959    | 2375 | 182974        | 138809 | 321783 |
| 2011-12                  | 4077  | 2007   | 6084  | 1305    | 840    | 2145 | 208030        | 155378 | 363408 |
| 2010-11                  | 3790  | 1595   | 5385  | 1194    | 750    | 1944 | 233783        | 173789 | 407572 |
| <b>Manipur</b>           |       |        |       |         |        |      |               |        |        |
| 2015-16                  | 315   | 303    | 618   | 1       | 13     | 14   | 3958          | 3541   | 7499   |
| 2014-15                  | 437   | 421    | 858   | 1       | 13     | 14   | 3263          | 3095   | 6358   |
| 2013-14                  | 500   | 488    | 988   | 1       | 13     | 14   | 2926          | 2760   | 5686   |
| 2012-13                  | 465   | 450    | 915   |         | 12     | 12   | 2478          | 2426   | 4904   |
| 2011-12                  | 429   | 375    | 804   |         | 5      | 5    | 1994          | 2024   | 4018   |
| 2010-11                  | 445   | 417    | 862   | 2       | 5      | 7    | 3313          | 2290   | 5603   |

**Table 43. Student Enrolment at various levels during last 6 years**

| State                    | Under Graduate |         |         | PG Diploma |        |        | Diploma |        |        |
|--------------------------|----------------|---------|---------|------------|--------|--------|---------|--------|--------|
|                          | Male           | Female  | Both    | Male       | Female | Both   | Male    | Female | Both   |
| <b>Jammu and Kashmir</b> |                |         |         |            |        |        |         |        |        |
| 2015-16                  | 114189         | 124641  | 238830  | 900        | 674    | 1574   | 7346    | 2567   | 9913   |
| 2014-15                  | 121915         | 123106  | 245021  | 991        | 557    | 1548   | 7704    | 3144   | 10848  |
| 2013-14                  | 134973         | 138443  | 273416  | 1065       | 572    | 1637   | 4317    | 1759   | 6076   |
| 2012-13                  | 144723         | 151112  | 295835  | 1375       | 576    | 1951   | 605     | 708    | 1313   |
| 2011-12                  | 134949         | 142505  | 277454  | 1066       | 512    | 1578   | 381     | 358    | 739    |
| 2010-11                  | 124864         | 111958  | 236822  | 60         | 18     | 78     | 468     | 91     | 559    |
| <b>Jharkhand</b>         |                |         |         |            |        |        |         |        |        |
| 2015-16                  | 260996         | 234312  | 495308  | 2622       | 1133   | 3755   | 14880   | 3479   | 18359  |
| 2014-15                  | 266028         | 236970  | 502998  | 2483       | 987    | 3470   | 7547    | 1455   | 9002   |
| 2013-14                  | 230563         | 196285  | 426848  | 2533       | 898    | 3431   | 2755    | 774    | 3529   |
| 2012-13                  | 199555         | 187473  | 387028  | 2649       | 894    | 3543   | 1505    | 653    | 2158   |
| 2011-12                  | 164015         | 145483  | 309498  | 2071       | 601    | 2672   | 169     | 621    | 790    |
| 2010-11                  | 165921         | 129007  | 294928  | 47         | 20     | 67     | 162     | 184    | 346    |
| <b>Karnataka</b>         |                |         |         |            |        |        |         |        |        |
| 2015-16                  | 711117         | 709580  | 1420697 | 3155       | 2391   | 5546   | 132633  | 74047  | 206680 |
| 2014-15                  | 715838         | 703363  | 1419201 | 4476       | 2892   | 7368   | 138342  | 81865  | 220207 |
| 2013-14                  | 708498         | 682712  | 1391210 | 5081       | 3761   | 8842   | 132049  | 82135  | 214184 |
| 2012-13                  | 689204         | 655035  | 1344239 | 4035       | 3484   | 7519   | 151244  | 89289  | 240533 |
| 2011-12                  | 657986         | 593509  | 1251495 | 5442       | 4348   | 9790   | 148700  | 98746  | 247446 |
| 2010-11                  | 692571         | 618497  | 1311068 | 3871       | 3137   | 7008   | 142830  | 104549 | 247379 |
| <b>Kerala</b>            |                |         |         |            |        |        |         |        |        |
| 2015-16                  | 328135         | 419352  | 747487  | 846        | 922    | 1768   | 34614   | 29110  | 63724  |
| 2014-15                  | 293757         | 401852  | 695609  | 759        | 786    | 1545   | 31980   | 29096  | 61076  |
| 2013-14                  | 256199         | 342378  | 598577  | 664        | 641    | 1305   | 28481   | 29599  | 58080  |
| 2012-13                  | 216060         | 303868  | 519928  | 9870       | 584    | 10454  | 28083   | 32654  | 60737  |
| 2011-12                  | 218915         | 308894  | 527809  | 916        | 683    | 1599   | 26338   | 34251  | 60589  |
| 2010-11                  | 241664         | 308449  | 550113  | 318        | 301    | 619    | 23301   | 33041  | 56342  |
| <b>Lakshadweep</b>       |                |         |         |            |        |        |         |        |        |
| 2015-16                  | 146            | 334     | 480     |            |        |        |         |        |        |
| 2014-15                  | 67             | 188     | 255     |            |        |        |         |        |        |
| 2013-14                  | 221            | 571     | 792     |            |        |        |         |        |        |
| 2012-13                  | 218            | 560     | 778     |            |        |        |         |        |        |
| 2011-12                  | 210            | 531     | 741     |            |        |        |         |        |        |
| 2010-11                  |                |         |         |            |        |        |         |        |        |
| <b>Madhya Pradesh</b>    |                |         |         |            |        |        |         |        |        |
| 2015-16                  | 713835         | 522383  | 1236218 | 39642      | 46019  | 85661  | 119986  | 60392  | 180378 |
| 2014-15                  | 732505         | 507242  | 1239747 | 40173      | 40151  | 80324  | 110683  | 50031  | 160714 |
| 2013-14                  | 712970         | 488165  | 1201135 | 74975      | 72526  | 147501 | 84792   | 33496  | 118288 |
| 2012-13                  | 760150         | 498412  | 1258562 | 53404      | 6199   | 59603  | 102093  | 12908  | 115001 |
| 2011-12                  | 728798         | 476022  | 1204820 | 69157      | 5027   | 74184  | 82339   | 17361  | 99700  |
| 2010-11                  | 540701         | 383240  | 923941  | 26043      | 16840  | 42883  | 30257   | 12295  | 42552  |
| <b>Maharashtra</b>       |                |         |         |            |        |        |         |        |        |
| 2015-16                  | 1776819        | 1391288 | 3168107 | 15914      | 9312   | 25226  | 232018  | 125937 | 357955 |
| 2014-15                  | 1605510        | 1272702 | 2878212 | 11751      | 6827   | 18578  | 245467  | 134373 | 379840 |
| 2013-14                  | 1475872        | 1160946 | 2636818 | 9195       | 5632   | 14827  | 274661  | 138006 | 412667 |
| 2012-13                  | 1304549        | 994472  | 2299021 | 11453      | 5673   | 17126  | 271282  | 152741 | 424023 |
| 2011-12                  | 1543876        | 1221804 | 2765680 | 10332      | 5922   | 16254  | 241253  | 141506 | 382759 |
| 2010-11                  | 1625557        | 1168563 | 2794120 | 6585       | 3830   | 10415  | 214666  | 130508 | 345174 |
| <b>Manipur</b>           |                |         |         |            |        |        |         |        |        |
| 2015-16                  | 45194          | 44616   | 89810   | 233        | 113    | 346    | 693     | 229    | 922    |
| 2014-15                  | 47878          | 46792   | 94670   | 175        | 54     | 229    | 1527    | 1307   | 2834   |
| 2013-14                  | 49342          | 51366   | 100708  | 153        | 50     | 203    | 1891    | 1487   | 3378   |
| 2012-13                  | 41666          | 40463   | 82129   | 57         | 34     | 91     | 381     | 142    | 523    |
| 2011-12                  | 41776          | 42492   | 84268   | 48         | 19     | 67     | 360     | 134    | 494    |
| 2010-11                  | 62690          | 53923   | 116613  | 103        | 50     | 153    | 140     | 78     | 218    |

**Table 43. Student Enrolment at various levels during last 6 years**

| State                    | Certificate |        |      | Integrated |        |      | Grand Total |         |         |
|--------------------------|-------------|--------|------|------------|--------|------|-------------|---------|---------|
|                          | Male        | Female | Both | Male       | Female | Both | Male        | Female  | Both    |
| <b>Jammu and Kashmir</b> |             |        |      |            |        |      |             |         |         |
| 2015-16                  | 10          | 4      | 14   | 1129       | 1314   | 2443 | 162548      | 170008  | 332556  |
| 2014-15                  | 13          | 10     | 23   | 1570       | 1564   | 3134 | 169902      | 167986  | 337888  |
| 2013-14                  | 31          | 6      | 37   | 1370       | 1285   | 2655 | 175403      | 178684  | 354087  |
| 2012-13                  | 1           |        | 1    | 581        | 672    | 1253 | 175845      | 184454  | 360299  |
| 2011-12                  | 2           |        | 2    | 445        | 404    | 849  | 160868      | 165486  | 326354  |
| 2010-11                  |             |        |      |            |        |      | 139522      | 124828  | 264350  |
| <b>Jharkhand</b>         |             |        |      |            |        |      |             |         |         |
| 2015-16                  | 118         | 655    | 773  | 3299       | 2813   | 6112 | 307010      | 274633  | 581643  |
| 2014-15                  | 71          | 280    | 351  | 2739       | 2339   | 5078 | 301846      | 270427  | 572273  |
| 2013-14                  | 84          | 207    | 291  | 2043       | 1208   | 3251 | 258259      | 224099  | 482358  |
| 2012-13                  | 155         | 156    | 311  | 1229       | 586    | 1815 | 227965      | 211799  | 439764  |
| 2011-12                  | 75          | 93     | 168  | 858        | 379    | 1237 | 189319      | 166623  | 355942  |
| 2010-11                  |             |        |      | 630        | 137    | 767  | 184287      | 144209  | 328496  |
| <b>Karnataka</b>         |             |        |      |            |        |      |             |         |         |
| 2015-16                  | 2115        | 2214   | 4329 | 4072       | 3344   | 7416 | 958378      | 899568  | 1857946 |
| 2014-15                  | 2248        | 2013   | 4261 | 3551       | 3106   | 6657 | 986247      | 910658  | 1896905 |
| 2013-14                  | 1973        | 2288   | 4261 | 3976       | 3076   | 7052 | 997910      | 904276  | 1902186 |
| 2012-13                  | 1765        | 2229   | 3994 | 3224       | 2221   | 5445 | 986024      | 873555  | 1859579 |
| 2011-12                  | 1560        | 2063   | 3623 | 2723       | 1709   | 4432 | 948088      | 812876  | 1760964 |
| 2010-11                  | 1796        | 3829   | 5625 | 1984       | 1532   | 3516 | 965333      | 827710  | 1793043 |
| <b>Kerala</b>            |             |        |      |            |        |      |             |         |         |
| 2015-16                  | 492         | 2372   | 2864 | 2431       | 2312   | 4743 | 405562      | 533593  | 939155  |
| 2014-15                  | 553         | 3030   | 3583 | 2138       | 1918   | 4056 | 370305      | 514146  | 884451  |
| 2013-14                  | 425         | 3097   | 3522 | 1625       | 1458   | 3083 | 327101      | 446948  | 774049  |
| 2012-13                  | 732         | 6121   | 6853 | 1063       | 1083   | 2146 | 288941      | 406105  | 695046  |
| 2011-12                  | 734         | 6260   | 6994 | 966        | 1148   | 2114 | 281179      | 408353  | 689532  |
| 2010-11                  | 650         | 6253   | 6903 | 754        | 1040   | 1794 | 306650      | 408400  | 715050  |
| <b>Lakshadweep</b>       |             |        |      |            |        |      |             |         |         |
| 2015-16                  |             |        |      |            |        |      | 150         | 351     | 501     |
| 2014-15                  |             |        |      |            |        |      | 73          | 207     | 280     |
| 2013-14                  |             |        |      |            |        |      | 228         | 589     | 817     |
| 2012-13                  |             |        |      |            |        |      | 224         | 579     | 803     |
| 2011-12                  |             |        |      |            |        |      | 219         | 559     | 778     |
| 2010-11                  |             |        |      |            |        |      |             |         |         |
| <b>Madhya Pradesh</b>    |             |        |      |            |        |      |             |         |         |
| 2015-16                  | 4980        | 3695   | 8675 | 3930       | 2655   | 6585 | 983122      | 742060  | 1725182 |
| 2014-15                  | 1658        | 1000   | 2658 | 3235       | 2089   | 5324 | 1001729     | 710690  | 1712419 |
| 2013-14                  | 439         | 375    | 814  | 2749       | 1781   | 4530 | 995098      | 703130  | 1698228 |
| 2012-13                  | 572         | 687    | 1259 | 1506       | 747    | 2253 | 1041963     | 610851  | 1652814 |
| 2011-12                  | 517         | 660    | 1177 | 1402       | 555    | 1957 | 1001858     | 583349  | 1585207 |
| 2010-11                  | 455         | 663    | 1118 | 156        | 82     | 238  | 683783      | 483999  | 1167782 |
| <b>Maharashtra</b>       |             |        |      |            |        |      |             |         |         |
| 2015-16                  | 3983        | 3297   | 7280 | 5133       | 4857   | 9990 | 2247820     | 1739492 | 3987312 |
| 2014-15                  | 3647        | 3793   | 7440 | 4762       | 3888   | 8650 | 2118488     | 1617667 | 3736155 |
| 2013-14                  | 3366        | 2752   | 6118 | 2667       | 2190   | 4857 | 2010247     | 1509474 | 3519721 |
| 2012-13                  | 2654        | 3475   | 6129 | 2656       | 2029   | 4685 | 1780700     | 1300125 | 3080825 |
| 2011-12                  | 3341        | 2950   | 6291 | 2180       | 1552   | 3732 | 2014394     | 1531959 | 3546353 |
| 2010-11                  | 4230        | 4152   | 8382 | 3149       | 1833   | 4982 | 2092954     | 1485020 | 3577974 |
| <b>Manipur</b>           |             |        |      |            |        |      |             |         |         |
| 2015-16                  | 45          | 86     | 131  |            |        |      | 50439       | 48901   | 99340   |
| 2014-15                  | 64          | 101    | 165  |            |        |      | 53345       | 51783   | 105128  |
| 2013-14                  | 51          | 108    | 159  |            |        |      | 54864       | 56272   | 111136  |
| 2012-13                  | 34          | 93     | 127  |            |        |      | 45081       | 43620   | 88701   |
| 2011-12                  | 51          | 162    | 213  | 10         | 21     | 31   | 44668       | 45232   | 89900   |
| 2010-11                  | 4           | 6      | 10   | 11         | 20     | 31   | 66708       | 56789   | 123497  |

**Table 43. Student Enrolment at various levels during last 6 years**

| State             | Ph.D. |        |      | M.Phil. |        |      | Post Graduate |        |        |
|-------------------|-------|--------|------|---------|--------|------|---------------|--------|--------|
|                   | Male  | Female | Both | Male    | Female | Both | Male          | Female | Both   |
| <b>Meghalaya</b>  |       |        |      |         |        |      |               |        |        |
| 2015-16           | 382   | 428    | 810  | 61      | 142    | 203  | 3683          | 5333   | 9016   |
| 2014-15           | 425   | 398    | 823  | 31      | 43     | 74   | 3345          | 4447   | 7792   |
| 2013-14           | 257   | 288    | 545  | 26      | 24     | 50   | 2946          | 4112   | 7058   |
| 2012-13           | 145   | 147    | 292  | 27      | 25     | 52   | 2248          | 3071   | 5319   |
| 2011-12           | 171   | 131    | 302  | 25      | 34     | 59   | 2472          | 2842   | 5314   |
| 2010-11           | 354   | 412    | 766  | 23      | 33     | 56   | 1989          | 2649   | 4638   |
| <b>Mizoram</b>    |       |        |      |         |        |      |               |        |        |
| 2015-16           | 287   | 268    | 555  | 48      | 76     | 124  | 1807          | 1844   | 3651   |
| 2014-15           | 38    | 35     | 73   | 14      | 24     | 38   | 1914          | 1783   | 3697   |
| 2013-14           | 188   | 223    | 411  | 34      | 57     | 91   | 1824          | 1742   | 3566   |
| 2012-13           | 61    | 87     | 148  | 20      | 36     | 56   | 1749          | 1579   | 3328   |
| 2011-12           | 57    | 71     | 128  | 8       | 23     | 31   | 1321          | 1248   | 2569   |
| 2010-11           | 34    | 29     | 63   | 10      | 25     | 35   | 1814          | 1527   | 3341   |
| <b>Nagaland</b>   |       |        |      |         |        |      |               |        |        |
| 2015-16           | 87    | 74     | 161  |         |        |      | 2526          | 3292   | 5818   |
| 2014-15           | 97    | 100    | 197  |         |        |      | 3372          | 3471   | 6843   |
| 2013-14           | 53    | 57     | 110  |         |        |      | 4254          | 2365   | 6619   |
| 2012-13           | 67    | 60     | 127  |         |        |      | 3900          | 1449   | 5349   |
| 2011-12           | 49    | 58     | 107  | 3       | 5      | 8    | 7740          | 1230   | 8970   |
| 2010-11           | 76    | 81     | 157  |         | 12     | 12   | 9317          | 1158   | 10475  |
| <b>Odisha</b>     |       |        |      |         |        |      |               |        |        |
| 2015-16           | 1348  | 1277   | 2625 | 427     | 674    | 1101 | 30435         | 29694  | 60129  |
| 2014-15           | 953   | 651    | 1604 | 445     | 635    | 1080 | 25948         | 24595  | 50543  |
| 2013-14           | 676   | 210    | 886  | 365     | 549    | 914  | 24193         | 25000  | 49193  |
| 2012-13           | 772   | 767    | 1539 | 354     | 525    | 879  | 28233         | 23665  | 51898  |
| 2011-12           | 784   | 333    | 1117 | 761     | 769    | 1530 | 28002         | 22686  | 50688  |
| 2010-11           | 367   | 162    | 529  | 760     | 662    | 1422 | 31120         | 19246  | 50366  |
| <b>Puducherry</b> |       |        |      |         |        |      |               |        |        |
| 2015-16           | 617   | 315    | 932  | 10      | 50     | 60   | 8874          | 6234   | 15108  |
| 2014-15           | 302   | 214    | 516  | 14      | 61     | 75   | 9378          | 6478   | 15856  |
| 2013-14           | 360   | 192    | 552  | 19      | 54     | 73   | 8610          | 5748   | 14358  |
| 2012-13           | 300   | 169    | 469  | 24      | 57     | 81   | 7193          | 5300   | 12493  |
| 2011-12           | 257   | 124    | 381  | 205     | 137    | 342  | 4388          | 3158   | 7546   |
| 2010-11           | 2147  | 1287   | 3434 | 21      | 25     | 46   | 1751          | 1485   | 3236   |
| <b>Punjab</b>     |       |        |      |         |        |      |               |        |        |
| 2015-16           | 2048  | 2632   | 4680 | 545     | 681    | 1226 | 38125         | 75433  | 113558 |
| 2014-15           | 1884  | 2116   | 4000 | 414     | 519    | 933  | 46714         | 78074  | 124788 |
| 2013-14           | 1124  | 1115   | 2239 | 406     | 549    | 955  | 36747         | 69946  | 106693 |
| 2012-13           | 1046  | 1072   | 2118 | 304     | 436    | 740  | 31114         | 61831  | 92945  |
| 2011-12           | 961   | 993    | 1954 | 200     | 416    | 616  | 31080         | 55613  | 86693  |
| 2010-11           | 892   | 1020   | 1912 | 140     | 292    | 432  | 44054         | 34626  | 78680  |
| <b>Rajasthan</b>  |       |        |      |         |        |      |               |        |        |
| 2015-16           | 1789  | 2345   | 4134 | 349     | 260    | 609  | 92081         | 96571  | 188652 |
| 2014-15           | 2314  | 2380   | 4694 | 323     | 173    | 496  | 87496         | 86193  | 173689 |
| 2013-14           | 2144  | 2317   | 4461 | 401     | 352    | 753  | 75522         | 87518  | 163040 |
| 2012-13           | 2293  | 3008   | 5301 | 660     | 622    | 1282 | 83456         | 62544  | 146000 |
| 2011-12           | 1861  | 1419   | 3280 | 537     | 359    | 896  | 76921         | 63081  | 140002 |
| 2010-11           | 2193  | 1433   | 3626 | 130     | 176    | 306  | 73513         | 61561  | 135074 |
| <b>Sikkim</b>     |       |        |      |         |        |      |               |        |        |
| 2015-16           | 27    | 31     | 58   | 68      | 74     | 142  | 5219          | 5209   | 10428  |
| 2014-15           | 42    | 21     | 63   | 65      | 73     | 138  | 2255          | 2963   | 5218   |
| 2013-14           | 9     | 10     | 19   | 48      | 40     | 88   | 2140          | 2750   | 4890   |
| 2012-13           | 10    | 7      | 17   | 39      | 32     | 71   | 1963          | 2384   | 4347   |
| 2011-12           |       |        |      | 27      | 23     | 50   | 2753          | 1575   | 4328   |
| 2010-11           |       |        |      |         |        |      | 3849          | 1092   | 4941   |

**Table 43. Student Enrolment at various levels during last 6 years**

| State             | Under Graduate |        |         | PG Diploma |        |      | Diploma |        |        |
|-------------------|----------------|--------|---------|------------|--------|------|---------|--------|--------|
|                   | Male           | Female | Both    | Male       | Female | Both | Male    | Female | Both   |
| <b>Meghalaya</b>  |                |        |         |            |        |      |         |        |        |
| 2015-16           | 29772          | 30082  | 59854   | 109        | 84     | 193  | 496     | 816    | 1312   |
| 2014-15           | 29416          | 31164  | 60580   | 79         | 73     | 152  | 380     | 1096   | 1476   |
| 2013-14           | 29912          | 27748  | 57660   | 129        | 103    | 232  | 418     | 1035   | 1453   |
| 2012-13           | 28438          | 30074  | 58512   | 188        | 78     | 266  | 809     | 1387   | 2196   |
| 2011-12           | 24928          | 28746  | 53674   | 116        | 82     | 198  | 603     | 1215   | 1818   |
| 2010-11           | 25332          | 31535  | 56867   | 98         | 87     | 185  | 589     | 1125   | 1714   |
| <b>Mizoram</b>    |                |        |         |            |        |      |         |        |        |
| 2015-16           | 12151          | 11044  | 23195   | 23         | 11     | 34   | 1979    | 1836   | 3815   |
| 2014-15           | 12444          | 12038  | 24482   | 31         | 14     | 45   | 872     | 1300   | 2172   |
| 2013-14           | 12378          | 11401  | 23779   | 28         | 12     | 40   | 1136    | 1642   | 2778   |
| 2012-13           | 12601          | 12078  | 24679   | 58         | 6      | 64   | 359     | 937    | 1296   |
| 2011-12           | 11046          | 9886   | 20932   | 23         | 8      | 31   | 629     | 1073   | 1702   |
| 2010-11           | 12971          | 11656  | 24627   | 54         | 21     | 75   | 593     | 1112   | 1705   |
| <b>Nagaland</b>   |                |        |         |            |        |      |         |        |        |
| 2015-16           | 14446          | 14795  | 29241   | 27         | 74     | 101  | 792     | 768    | 1560   |
| 2014-15           | 14949          | 15311  | 30260   | 30         | 74     | 104  | 839     | 718    | 1557   |
| 2013-14           | 16613          | 14274  | 30887   | 22         | 81     | 103  | 602     | 351    | 953    |
| 2012-13           | 16552          | 13953  | 30505   | 28         | 54     | 82   | 761     | 301    | 1062   |
| 2011-12           | 15557          | 15164  | 30721   | 10         | 10     | 20   | 138     | 186    | 324    |
| 2010-11           | 24356          | 19645  | 44001   | 271        | 8      | 279  | 1119    | 303    | 1422   |
| <b>Odisha</b>     |                |        |         |            |        |      |         |        |        |
| 2015-16           | 382446         | 352290 | 734736  | 944        | 440    | 1384 | 76692   | 24592  | 101284 |
| 2014-15           | 351223         | 320780 | 672003  | 788        | 309    | 1097 | 69687   | 18287  | 87974  |
| 2013-14           | 325788         | 300383 | 626171  | 1517       | 688    | 2205 | 61733   | 15000  | 76733  |
| 2012-13           | 345754         | 289450 | 635204  | 1432       | 559    | 1991 | 51524   | 11423  | 62947  |
| 2011-12           | 334828         | 313127 | 647955  | 1381       | 533    | 1914 | 55011   | 10548  | 65559  |
| 2010-11           | 343844         | 299836 | 643680  | 841        | 250    | 1091 | 59851   | 11652  | 71503  |
| <b>Puducherry</b> |                |        |         |            |        |      |         |        |        |
| 2015-16           | 19979          | 22806  | 42785   | 263        | 132    | 395  | 3501    | 1311   | 4812   |
| 2014-15           | 20537          | 23671  | 44208   | 110        | 54     | 164  | 4264    | 1301   | 5565   |
| 2013-14           | 20468          | 23215  | 43683   | 425        | 184    | 609  | 5005    | 1435   | 6440   |
| 2012-13           | 18129          | 21041  | 39170   | 183        | 131    | 314  | 4632    | 1782   | 6414   |
| 2011-12           | 16002          | 18744  | 34746   | 103        | 45     | 148  | 3886    | 1627   | 5513   |
| 2010-11           | 16868          | 18912  | 35780   | 15         | 4      | 19   | 3386    | 1501   | 4887   |
| <b>Punjab</b>     |                |        |         |            |        |      |         |        |        |
| 2015-16           | 319105         | 292642 | 611747  | 2969       | 4074   | 7043 | 90231   | 41199  | 131430 |
| 2014-15           | 316963         | 299654 | 616617  | 2497       | 4010   | 6507 | 93674   | 38244  | 131918 |
| 2013-14           | 293849         | 316482 | 610331  | 1674       | 2965   | 4639 | 84394   | 22793  | 107187 |
| 2012-13           | 284109         | 306436 | 590545  | 1463       | 2200   | 3663 | 86691   | 21353  | 108044 |
| 2011-12           | 295104         | 293496 | 588600  | 1202       | 1783   | 2985 | 84100   | 17510  | 101610 |
| 2010-11           | 286928         | 167240 | 454168  | 4066       | 967    | 5033 | 74542   | 13871  | 88413  |
| <b>Rajasthan</b>  |                |        |         |            |        |      |         |        |        |
| 2015-16           | 794161         | 645604 | 1439765 | 4378       | 3160   | 7538 | 91474   | 15153  | 106627 |
| 2014-15           | 787870         | 622660 | 1410530 | 3566       | 1745   | 5311 | 97748   | 13996  | 111744 |
| 2013-14           | 791030         | 609662 | 1400692 | 3117       | 1490   | 4607 | 77094   | 11097  | 88191  |
| 2012-13           | 796769         | 501021 | 1297790 | 5237       | 2237   | 7474 | 47007   | 10759  | 57766  |
| 2011-12           | 767648         | 523520 | 1291168 | 4259       | 1701   | 5960 | 40574   | 9152   | 49726  |
| 2010-11           | 804731         | 513469 | 1318200 | 2772       | 1294   | 4066 | 30725   | 7270   | 37995  |
| <b>Sikkim</b>     |                |        |         |            |        |      |         |        |        |
| 2015-16           | 8546           | 8461   | 17007   | 14         | 22     | 36   | 737     | 482    | 1219   |
| 2014-15           | 8040           | 8320   | 16360   | 12         | 12     | 24   | 856     | 662    | 1518   |
| 2013-14           | 7475           | 7505   | 14980   | 16         | 10     | 26   | 942     | 670    | 1612   |
| 2012-13           | 6267           | 7319   | 13586   | 16         | 11     | 27   | 576     | 392    | 968    |
| 2011-12           | 8548           | 8561   | 17109   | 19         | 13     | 32   | 582     | 346    | 928    |
| 2010-11           | 6169           | 6784   | 12953   | 12         | 5      | 17   | 724     | 180    | 904    |

**Table 43. Student Enrolment at various levels during last 6 years**

| State             | Certificate |        |       | Integrated |        |       | Grand Total |        |         |
|-------------------|-------------|--------|-------|------------|--------|-------|-------------|--------|---------|
|                   | Male        | Female | Both  | Male       | Female | Both  | Male        | Female | Both    |
| <b>Meghalaya</b>  |             |        |       |            |        |       |             |        |         |
| 2015-16           | 88          | 78     | 166   | 8          | 5      | 13    | 34599       | 36968  | 71567   |
| 2014-15           | 193         | 81     | 274   |            |        |       | 33869       | 37302  | 71171   |
| 2013-14           | 184         | 118    | 302   |            |        |       | 33872       | 33428  | 67300   |
| 2012-13           | 356         | 341    | 697   |            |        |       | 32211       | 35123  | 67334   |
| 2011-12           | 59          | 2      | 61    |            |        |       | 28374       | 33052  | 61426   |
| 2010-11           | 287         | 481    | 768   | 115        | 173    | 288   | 28787       | 36495  | 65282   |
| <b>Mizoram</b>    |             |        |       |            |        |       |             |        |         |
| 2015-16           | 7           | 20     | 27    | 40         | 22     | 62    | 16342       | 15121  | 31463   |
| 2014-15           | 9           | 16     | 25    | 16         | 16     | 32    | 15338       | 15226  | 30564   |
| 2013-14           | 3           | 18     | 21    |            |        |       | 15591       | 15095  | 30686   |
| 2012-13           | 5           | 20     | 25    |            |        |       | 14853       | 14743  | 29596   |
| 2011-12           | 2           | 6      | 8     |            |        |       | 13086       | 12315  | 25401   |
| 2010-11           |             |        |       |            |        |       | 15476       | 14370  | 29846   |
| <b>Nagaland</b>   |             |        |       |            |        |       |             |        |         |
| 2015-16           |             |        |       | 11         |        | 11    | 17889       | 19003  | 36892   |
| 2014-15           |             |        |       | 9          |        | 9     | 19296       | 19674  | 38970   |
| 2013-14           |             |        |       |            |        |       | 21544       | 17128  | 38672   |
| 2012-13           |             |        |       |            |        |       | 21308       | 15817  | 37125   |
| 2011-12           |             |        |       |            |        |       | 23497       | 16653  | 40150   |
| 2010-11           |             |        |       | 43         |        | 43    | 35182       | 21207  | 56389   |
| <b>Odisha</b>     |             |        |       |            |        |       |             |        |         |
| 2015-16           | 3972        | 5828   | 9800  | 1839       | 1777   | 3616  | 498103      | 416572 | 914675  |
| 2014-15           | 4768        | 4748   | 9516  | 1539       | 1464   | 3003  | 455351      | 371469 | 826820  |
| 2013-14           | 4556        | 5426   | 9982  | 954        | 1147   | 2101  | 419782      | 348403 | 768185  |
| 2012-13           | 5983        | 5985   | 11968 | 408        | 266    | 674   | 434460      | 332640 | 767100  |
| 2011-12           | 7016        | 6467   | 13483 | 277        | 141    | 418   | 428060      | 354604 | 782664  |
| 2010-11           | 6727        | 4626   | 11353 | 312        | 161    | 473   | 443822      | 336595 | 780417  |
| <b>Puducherry</b> |             |        |       |            |        |       |             |        |         |
| 2015-16           | 24          | 8      | 32    | 724        | 564    | 1288  | 33992       | 31420  | 65412   |
| 2014-15           | 17          | 51     | 68    | 469        | 460    | 929   | 35091       | 32290  | 67381   |
| 2013-14           | 269         | 315    | 584   | 586        | 439    | 1025  | 35742       | 31582  | 67324   |
| 2012-13           | 15          | 129    | 144   | 400        | 317    | 717   | 30876       | 28926  | 59802   |
| 2011-12           | 24          | 165    | 189   | 511        | 367    | 878   | 25376       | 24367  | 49743   |
| 2010-11           |             | 180    | 180   |            |        |       | 24188       | 23394  | 47582   |
| <b>Punjab</b>     |             |        |       |            |        |       |             |        |         |
| 2015-16           | 846         | 1139   | 1985  | 3687       | 3123   | 6810  | 457556      | 420923 | 878479  |
| 2014-15           | 914         | 1194   | 2108  | 3374       | 2575   | 5949  | 466434      | 426386 | 892820  |
| 2013-14           | 965         | 890    | 1855  | 8404       | 3031   | 11435 | 427563      | 417771 | 845334  |
| 2012-13           | 1188        | 766    | 1954  | 6163       | 1972   | 8135  | 412078      | 396066 | 808144  |
| 2011-12           | 1093        | 601    | 1694  | 927        | 614    | 1541  | 414667      | 371026 | 785693  |
| 2010-11           | 1037        | 644    | 1681  | 502        | 257    | 759   | 412161      | 218917 | 631078  |
| <b>Rajasthan</b>  |             |        |       |            |        |       |             |        |         |
| 2015-16           | 2651        | 2883   | 5534  | 5270       | 3331   | 8601  | 992153      | 769307 | 1761460 |
| 2014-15           | 2546        | 2574   | 5120  | 5686       | 3120   | 8806  | 987549      | 732841 | 1720390 |
| 2013-14           | 1987        | 2415   | 4402  | 4049       | 2460   | 6509  | 955344      | 717311 | 1672655 |
| 2012-13           | 3972        | 5233   | 9205  | 3568       | 1982   | 5550  | 942962      | 587406 | 1530368 |
| 2011-12           | 3940        | 5062   | 9002  | 4227       | 1899   | 6126  | 899967      | 606193 | 1506160 |
| 2010-11           | 4434        | 4926   | 9360  | 449        | 688    | 1137  | 918947      | 590817 | 1509764 |
| <b>Sikkim</b>     |             |        |       |            |        |       |             |        |         |
| 2015-16           | 11          | 52     | 63    | 304        | 293    | 597   | 14926       | 14624  | 29550   |
| 2014-15           | 10          | 28     | 38    | 340        | 324    | 664   | 11620       | 12403  | 24023   |
| 2013-14           |             | 20     | 20    | 261        | 288    | 549   | 10891       | 11293  | 22184   |
| 2012-13           |             | 40     | 40    | 184        | 213    | 397   | 9055        | 10398  | 19453   |
| 2011-12           |             |        |       | 142        | 164    | 306   | 12071       | 10682  | 22753   |
| 2010-11           |             |        |       | 80         | 110    | 190   | 10834       | 8171   | 19005   |

**Table 43. Student Enrolment at various levels during last 6 years**

| State                | Ph.D. |        |       | M.Phil. |        |       | Post Graduate |        |        |
|----------------------|-------|--------|-------|---------|--------|-------|---------------|--------|--------|
|                      | Male  | Female | Both  | Male    | Female | Both  | Male          | Female | Both   |
| <b>Tamil Nadu</b>    |       |        |       |         |        |       |               |        |        |
| 2015-16              | 13059 | 9162   | 22221 | 6405    | 13104  | 19509 | 185764        | 266691 | 452455 |
| 2014-15              | 11253 | 7753   | 19006 | 5539    | 10709  | 16248 | 213418        | 285601 | 499019 |
| 2013-14              | 10536 | 7052   | 17588 | 4680    | 9185   | 13865 | 224102        | 274595 | 498697 |
| 2012-13              | 8555  | 6502   | 15057 | 5080    | 8735   | 13815 | 236558        | 265520 | 502078 |
| 2011-12              | 7092  | 5486   | 12578 | 4688    | 8144   | 12832 | 244234        | 260189 | 504423 |
| 2010-11              | 4925  | 3070   | 7995  | 1847    | 2765   | 4612  | 201662        | 187009 | 388671 |
| <b>Telangana</b>     |       |        |       |         |        |       |               |        |        |
| 2015-16              | 2710  | 1423   | 4133  | 368     | 215    | 583   | 108325        | 93984  | 202309 |
| 2014-15              | 2972  | 1624   | 4596  | 254     | 174    | 428   | 116193        | 94069  | 210262 |
| 2013-14              | 2808  | 1477   | 4285  | 416     | 274    | 690   | 117040        | 94458  | 211498 |
| 2012-13              | 3092  | 1651   | 4743  | 419     | 228    | 647   | 115922        | 85734  | 201656 |
| <b>Tripura</b>       |       |        |       |         |        |       |               |        |        |
| 2015-16              | 289   | 183    | 472   |         |        |       | 5016          | 3431   | 8447   |
| 2014-15              | 196   | 110    | 306   |         |        |       | 4738          | 3286   | 8024   |
| 2013-14              | 222   | 145    | 367   |         |        |       | 4780          | 3562   | 8342   |
| 2012-13              | 88    | 60     | 148   |         |        |       | 4124          | 3445   | 7569   |
| 2011-12              | 128   | 104    | 232   |         |        |       | 4026          | 3334   | 7360   |
| 2010-11              | 81    | 30     | 111   |         |        |       | 8386          | 5775   | 14161  |
| <b>Uttar Pradesh</b> |       |        |       |         |        |       |               |        |        |
| 2015-16              | 7815  | 3737   | 11552 | 841     | 463    | 1304  | 236299        | 308811 | 545110 |
| 2014-15              | 7142  | 3746   | 10888 | 700     | 612    | 1312  | 214572        | 256483 | 471055 |
| 2013-14              | 7216  | 3607   | 10823 | 598     | 727    | 1325  | 206592        | 236293 | 442885 |
| 2012-13              | 5563  | 3025   | 8588  | 533     | 566    | 1099  | 200448        | 202177 | 402625 |
| 2011-12              | 5127  | 2500   | 7627  | 758     | 618    | 1376  | 210728        | 189916 | 400644 |
| 2010-11              | 4207  | 2105   | 6312  | 645     | 576    | 1221  | 169768        | 153618 | 323386 |
| <b>Uttrakhand</b>    |       |        |       |         |        |       |               |        |        |
| 2015-16              | 2104  | 1255   | 3359  | 10      | 11     | 21    | 27614         | 31426  | 59040  |
| 2014-15              | 2159  | 832    | 2991  | 9       | 7      | 16    | 29509         | 29937  | 59446  |
| 2013-14              | 2245  | 810    | 3055  | 9       | 4      | 13    | 28033         | 29950  | 57983  |
| 2012-13              | 1493  | 769    | 2262  | 7       | 4      | 11    | 29155         | 30712  | 59867  |
| 2011-12              | 792   | 533    | 1325  | 7       | 7      | 14    | 30270         | 31261  | 61531  |
| 2010-11              | 1821  | 832    | 2653  | 3       | 11     | 14    | 26891         | 27785  | 54676  |
| <b>West Bengal</b>   |       |        |       |         |        |       |               |        |        |
| 2015-16              | 3973  | 1945   | 5918  | 800     | 619    | 1419  | 84144         | 103027 | 187171 |
| 2014-15              | 3257  | 1590   | 4847  | 668     | 345    | 1013  | 86250         | 101961 | 188211 |
| 2013-14              | 2842  | 1368   | 4210  | 595     | 404    | 999   | 80100         | 93471  | 173571 |
| 2012-13              | 2351  | 948    | 3299  | 381     | 433    | 814   | 75571         | 81307  | 156878 |
| 2011-12              | 1968  | 905    | 2873  | 436     | 695    | 1131  | 72264         | 80468  | 152732 |
| 2010-11              | 2004  | 847    | 2851  | 651     | 749    | 1400  | 112673        | 88345  | 201018 |



**Table 43. Student Enrolment at various levels during last 6 years**

| State                | Under Graduate |         |         | PG Diploma |        |       | Diploma |        |        |
|----------------------|----------------|---------|---------|------------|--------|-------|---------|--------|--------|
|                      | Male           | Female  | Both    | Male       | Female | Both  | Male    | Female | Both   |
| <b>Tamil Nadu</b>    |                |         |         |            |        |       |         |        |        |
| 2015-16              | 1140408        | 1163824 | 2304232 | 7155       | 4243   | 11398 | 326119  | 70281  | 396400 |
| 2014-15              | 1138732        | 1195130 | 2333862 | 11288      | 6414   | 17702 | 351421  | 75406  | 426827 |
| 2013-14              | 1098374        | 1131580 | 2229954 | 10354      | 5063   | 15417 | 356911  | 77751  | 434662 |
| 2012-13              | 1102362        | 1094629 | 2196991 | 7894       | 3456   | 11350 | 362633  | 86067  | 448700 |
| 2011-12              | 1037967        | 1041005 | 2078972 | 11453      | 4647   | 16100 | 349363  | 94356  | 443719 |
| 2010-11              | 810432         | 764762  | 1575194 | 10079      | 4842   | 14921 | 328172  | 64916  | 393088 |
| <b>Telangana</b>     |                |         |         |            |        |       |         |        |        |
| 2015-16              | 620069         | 540604  | 1160673 | 3150       | 1884   | 5034  | 57654   | 37549  | 95203  |
| 2014-15              | 635069         | 545304  | 1180373 | 3253       | 1840   | 5093  | 42253   | 29870  | 72123  |
| 2013-14              | 644130         | 537024  | 1181154 | 3984       | 2037   | 6021  | 28926   | 31483  | 60409  |
| 2012-13              | 621392         | 485559  | 1106951 | 4284       | 1826   | 6110  | 25117   | 31196  | 56313  |
| <b>Tripura</b>       |                |         |         |            |        |       |         |        |        |
| 2015-16              | 35038          | 25917   | 60955   | 101        | 43     | 144   | 1931    | 1477   | 3408   |
| 2014-15              | 35199          | 24843   | 60042   | 135        | 42     | 177   | 3174    | 1971   | 5145   |
| 2013-14              | 32369          | 24053   | 56422   | 193        | 115    | 308   | 1289    | 1329   | 2618   |
| 2012-13              | 30724          | 21615   | 52339   | 198        | 125    | 323   | 1151    | 1372   | 2523   |
| 2011-12              | 26942          | 18651   | 45593   | 144        | 99     | 243   | 1021    | 1200   | 2221   |
| 2010-11              | 27930          | 17983   | 45913   | 146        | 85     | 231   | 1911    | 1523   | 3434   |
| <b>Uttar Pradesh</b> |                |         |         |            |        |       |         |        |        |
| 2015-16              | 2701079        | 2443242 | 5144321 | 11429      | 6639   | 18068 | 159224  | 65336  | 224560 |
| 2014-15              | 2763815        | 2526984 | 5290799 | 10467      | 6168   | 16635 | 148055  | 59516  | 207571 |
| 2013-14              | 2289800        | 2249828 | 4539628 | 7290       | 3849   | 11139 | 75128   | 31947  | 107075 |
| 2012-13              | 2108983        | 1970039 | 4079022 | 7159       | 3657   | 10816 | 46190   | 25803  | 71993  |
| 2011-12              | 1951789        | 1621759 | 3573548 | 5876       | 3014   | 8890  | 31148   | 17355  | 48503  |
| 2010-11              | 1748821        | 1763988 | 3512809 | 7239       | 2846   | 10085 | 22552   | 6927   | 29479  |
| <b>Uttrakhand</b>    |                |         |         |            |        |       |         |        |        |
| 2015-16              | 149601         | 151832  | 301433  | 1759       | 1362   | 3121  | 26459   | 8190   | 34649  |
| 2014-15              | 160631         | 156794  | 317425  | 729        | 619    | 1348  | 23923   | 7059   | 30982  |
| 2013-14              | 154855         | 171588  | 326443  | 921        | 737    | 1658  | 18980   | 5869   | 24849  |
| 2012-13              | 158165         | 166744  | 324909  | 913        | 925    | 1838  | 15201   | 5960   | 21161  |
| 2011-12              | 142567         | 156067  | 298634  | 1281       | 1174   | 2455  | 14611   | 6629   | 21240  |
| 2010-11              | 125669         | 137719  | 263388  | 979        | 877    | 1856  | 9902    | 5317   | 15219  |
| <b>West Bengal</b>   |                |         |         |            |        |       |         |        |        |
| 2015-16              | 856479         | 751371  | 1607850 | 2149       | 1268   | 3417  | 76379   | 27845  | 104224 |
| 2014-15              | 863951         | 729494  | 1593445 | 2261       | 1275   | 3536  | 66912   | 23661  | 90573  |
| 2013-14              | 846947         | 672908  | 1519855 | 2734       | 1376   | 4110  | 53450   | 14025  | 67475  |
| 2012-13              | 803210         | 619370  | 1422580 | 2463       | 1008   | 3471  | 47282   | 12798  | 60080  |
| 2011-12              | 732496         | 542656  | 1275152 | 2649       | 1176   | 3825  | 40126   | 11818  | 51944  |
| 2010-11              | 622886         | 465857  | 1088743 | 2319       | 1023   | 3342  | 16673   | 4430   | 21103  |

**Table 43. Student Enrolment at various levels during last 6 years**

| State                | Certificate |        |       | Integrated |        |       | Grand Total |         |         |
|----------------------|-------------|--------|-------|------------|--------|-------|-------------|---------|---------|
|                      | Male        | Female | Both  | Male       | Female | Both  | Male        | Female  | Both    |
| <b>Tamil Nadu</b>    |             |        |       |            |        |       |             |         |         |
| 2015-16              | 4924        | 12375  | 17299 | 6591       | 5249   | 11840 | 1690425     | 1544929 | 3235354 |
| 2014-15              | 8412        | 22616  | 31028 | 5212       | 3977   | 9189  | 1745275     | 1607606 | 3352881 |
| 2013-14              | 7429        | 11581  | 19010 | 6585       | 4626   | 11211 | 1718971     | 1521433 | 3240404 |
| 2012-13              | 7131        | 10552  | 17683 | 5101       | 3392   | 8493  | 1735314     | 1478853 | 3214167 |
| 2011-12              | 13716       | 12873  | 26589 | 6308       | 3487   | 9795  | 1674821     | 1430187 | 3105008 |
| 2010-11              | 4741        | 7332   | 12073 | 7982       | 3984   | 11966 | 1369840     | 1038680 | 2408520 |
| <b>Telangana</b>     |             |        |       |            |        |       |             |         |         |
| 2015-16              | 508         | 628    | 1136  | 3006       | 2158   | 5164  | 795790      | 678445  | 1474235 |
| 2014-15              | 523         | 732    | 1255  | 2874       | 2084   | 4958  | 803391      | 675697  | 1479088 |
| 2013-14              | 486         | 699    | 1185  | 2563       | 1679   | 4242  | 800353      | 669131  | 1469484 |
| 2012-13              | 571         | 1182   | 1753  | 2313       | 1651   | 3964  | 773110      | 609027  | 1382137 |
| <b>Tripura</b>       |             |        |       |            |        |       |             |         |         |
| 2015-16              | 130         | 81     | 211   | 238        | 160    | 398   | 42743       | 31292   | 74035   |
| 2014-15              | 49          | 70     | 119   | 142        | 99     | 241   | 43633       | 30421   | 74054   |
| 2013-14              |             |        |       | 110        | 95     | 205   | 38963       | 29299   | 68262   |
| 2012-13              | 18          | 3      | 21    | 27         | 45     | 72    | 36330       | 26665   | 62995   |
| 2011-12              | 15          | 5      | 20    |            |        |       | 32276       | 23393   | 55669   |
| 2010-11              | 243         | 79     | 322   |            |        |       | 38697       | 25475   | 64172   |
| <b>Uttar Pradesh</b> |             |        |       |            |        |       |             |         |         |
| 2015-16              | 17729       | 19119  | 36848 | 14586      | 6727   | 21313 | 3149002     | 2854074 | 6003076 |
| 2014-15              | 23936       | 23426  | 47362 | 14430      | 6868   | 21298 | 3183117     | 2883803 | 6066920 |
| 2013-14              | 38570       | 45941  | 84511 | 10159      | 4439   | 14598 | 2635353     | 2576631 | 5211984 |
| 2012-13              | 39377       | 45982  | 85359 | 8311       | 3589   | 11900 | 2416564     | 2254838 | 4671402 |
| 2011-12              | 35363       | 38851  | 74214 | 6085       | 2870   | 8955  | 2246874     | 1876883 | 4123757 |
| 2010-11              | 20442       | 17573  | 38015 | 3236       | 1249   | 4485  | 1976910     | 1948882 | 3925792 |
| <b>Uttrakhand</b>    |             |        |       |            |        |       |             |         |         |
| 2015-16              | 102         | 79     | 181   | 2316       | 1266   | 3582  | 209965      | 195421  | 405386  |
| 2014-15              | 349         | 123    | 472   | 2081       | 1007   | 3088  | 219390      | 196378  | 415768  |
| 2013-14              | 297         | 231    | 528   | 1358       | 611    | 1969  | 206698      | 209800  | 416498  |
| 2012-13              | 649         | 471    | 1120  | 1256       | 395    | 1651  | 206839      | 205980  | 412819  |
| 2011-12              | 1173        | 935    | 2108  | 1055       | 306    | 1361  | 191756      | 196912  | 388668  |
| 2010-11              | 1694        | 1652   | 3346  | 20         | 24     | 44    | 166979      | 174217  | 341196  |
| <b>West Bengal</b>   |             |        |       |            |        |       |             |         |         |
| 2015-16              | 3826        | 3930   | 7756  | 6364       | 2381   | 8745  | 1034114     | 892386  | 1926500 |
| 2014-15              | 4481        | 4009   | 8490  | 8677       | 2147   | 10824 | 1036457     | 864482  | 1900939 |
| 2013-14              | 3415        | 1534   | 4949  | 7276       | 3039   | 10315 | 997359      | 788125  | 1785484 |
| 2012-13              | 3930        | 2164   | 6094  | 4744       | 1326   | 6070  | 939932      | 719354  | 1659286 |
| 2011-12              | 4082        | 2286   | 6368  | 2020       | 1009   | 3029  | 856041      | 641013  | 1497054 |
| 2010-11              | 2694        | 637    | 3331  | 1628       | 521    | 2149  | 761528      | 562409  | 1323937 |

**Table 44. Enrolment at various levels through Regular mode during last 6 years**

| State                                | Ph.D. |        |        | M.Phil. |        |       | Post Graduate |         |         |
|--------------------------------------|-------|--------|--------|---------|--------|-------|---------------|---------|---------|
|                                      | Male  | Female | Both   | Male    | Female | Both  | Male          | Female  | Both    |
| <b>India</b>                         |       |        |        |         |        |       |               |         |         |
| 2015-16                              | 74460 | 51855  | 126315 | 17473   | 25050  | 42523 | 1307917       | 1500877 | 2808794 |
| 2014-15                              | 69562 | 47709  | 117271 | 14107   | 19264  | 33371 | 1283796       | 1362816 | 2646612 |
| 2013-14                              | 64772 | 43118  | 107890 | 13632   | 17748  | 31380 | 1249719       | 1294879 | 2544598 |
| 2012-13                              | 55654 | 39771  | 95425  | 13257   | 17117  | 30374 | 1211410       | 1144494 | 2355904 |
| 2011-12                              | 49296 | 32134  | 81430  | 15913   | 18241  | 34154 | 1236376       | 1115288 | 2351664 |
| 2010-11                              | 47964 | 29834  | 77798  | 12579   | 12522  | 25101 | 1117764       | 986570  | 2104334 |
| <b>Andaman &amp; Nicobar Islands</b> |       |        |        |         |        |       |               |         |         |
| 2015-16                              | 69    | 17     | 86     |         |        |       | 122           | 295     | 417     |
| 2014-15                              | 70    | 16     | 86     |         |        |       | 161           | 228     | 389     |
| 2013-14                              | 75    | 20     | 95     |         |        |       | 132           | 246     | 378     |
| 2012-13                              | 38    | 8      | 46     |         |        |       | 91            | 152     | 243     |
| 2011-12                              | 15    | 1      | 16     |         |        |       | 33            | 126     | 159     |
| 2010-11                              | 15    | 1      | 16     |         |        |       | 40            | 151     | 191     |
| <b>Andhra Pradesh</b>                |       |        |        |         |        |       |               |         |         |
| 2015-16                              | 2089  | 1017   | 3106   | 408     | 220    | 628   | 106396        | 74760   | 181156  |
| 2014-15                              | 2010  | 1320   | 3330   | 300     | 164    | 464   | 100580        | 68578   | 169158  |
| 2013-14                              | 1535  | 1267   | 2802   | 246     | 201    | 447   | 95850         | 66331   | 162181  |
| 2012-13                              | 1664  | 1120   | 2784   | 207     | 144    | 351   | 80210         | 53115   | 133325  |
| 2011-12                              | 4494  | 2479   | 6973   | 776     | 459    | 1235  | 186031        | 121340  | 307371  |
| 2010-11                              | 5435  | 2777   | 8212   | 1463    | 815    | 2278  | 193128        | 124686  | 317814  |
| <b>Arunachal Pradesh</b>             |       |        |        |         |        |       |               |         |         |
| 2015-16                              | 285   | 213    | 498    | 51      | 60     | 111   | 1448          | 1314    | 2762    |
| 2014-15                              | 246   | 179    | 425    | 45      | 42     | 87    | 803           | 872     | 1675    |
| 2013-14                              | 257   | 150    | 407    | 35      | 31     | 66    | 635           | 726     | 1361    |
| 2012-13                              | 160   | 94     | 254    | 30      | 26     | 56    | 574           | 663     | 1237    |
| 2011-12                              | 167   | 73     | 240    | 35      | 34     | 69    | 594           | 606     | 1200    |
| 2010-11                              | 773   | 278    | 1051   | 22      | 21     | 43    | 2129          | 1271    | 3400    |
| <b>Assam</b>                         |       |        |        |         |        |       |               |         |         |
| 2015-16                              | 2318  | 1556   | 3874   | 65      | 149    | 214   | 13202         | 14638   | 27840   |
| 2014-15                              | 2154  | 1350   | 3504   | 84      | 127    | 211   | 9068          | 11115   | 20183   |
| 2013-14                              | 2097  | 1356   | 3453   | 53      | 114    | 167   | 7859          | 9487    | 17346   |
| 2012-13                              | 1614  | 933    | 2547   | 35      | 71     | 106   | 7218          | 8678    | 15896   |
| 2011-12                              | 1350  | 846    | 2196   | 18      | 35     | 53    | 7405          | 8543    | 15948   |
| 2010-11                              | 1051  | 713    | 1764   | 39      | 50     | 89    | 8574          | 10094   | 18668   |
| <b>Bihar</b>                         |       |        |        |         |        |       |               |         |         |
| 2015-16                              | 1567  | 975    | 2542   | 20      | 12     | 32    | 46962         | 32779   | 79741   |
| 2014-15                              | 1334  | 704    | 2038   | 18      | 7      | 25    | 47505         | 32427   | 79932   |
| 2013-14                              | 1471  | 692    | 2163   |         |        |       | 48432         | 32776   | 81208   |
| 2012-13                              | 1706  | 850    | 2556   |         |        |       | 41400         | 27919   | 69319   |
| 2011-12                              | 1970  | 606    | 2576   |         |        |       | 35826         | 20201   | 56027   |
| 2010-11                              | 1218  | 411    | 1629   |         |        |       | 27037         | 17237   | 44274   |
| <b>Chandigarh</b>                    |       |        |        |         |        |       |               |         |         |
| 2015-16                              | 448   | 567    | 1015   | 58      | 55     | 113   | 4690          | 8237    | 12927   |
| 2014-15                              | 383   | 390    | 773    | 73      | 79     | 152   | 4597          | 7717    | 12314   |
| 2013-14                              | 468   | 494    | 962    | 79      | 74     | 153   | 4074          | 6867    | 10941   |
| 2012-13                              | 564   | 689    | 1253   | 173     | 221    | 394   | 4632          | 6404    | 11036   |
| 2011-12                              | 111   | 196    | 307    | 36      | 89     | 125   | 2973          | 5408    | 8381    |
| 2010-11                              | 274   | 298    | 572    | 63      | 109    | 172   | 2042          | 3554    | 5596    |

**Table 44. Enrolment at various levels through Regular mode during last 6 years**

| State                                | Under Graduate |          |          | PG Diploma |        |        | Diploma |        |         |
|--------------------------------------|----------------|----------|----------|------------|--------|--------|---------|--------|---------|
|                                      | Male           | Female   | Both     | Male       | Female | Both   | Male    | Female | Both    |
| <b>India</b>                         |                |          |          |            |        |        |         |        |         |
| 2015-16                              | 13189895       | 11731165 | 24921060 | 82009      | 78915  | 160924 | 1729160 | 715772 | 2444932 |
| 2014-15                              | 13141600       | 11678324 | 24819924 | 81501      | 69841  | 151342 | 1712264 | 685611 | 2397875 |
| 2013-14                              | 12238724       | 10906903 | 23145627 | 112988     | 101426 | 214414 | 1552979 | 602362 | 2155341 |
| 2012-13                              | 11647300       | 10030938 | 21678238 | 85012      | 28832  | 113844 | 1491197 | 589488 | 2080685 |
| 2011-12                              | 11381742       | 9660155  | 21041897 | 96418      | 25184  | 121602 | 1373675 | 583044 | 1956719 |
| 2010-11                              | 10970156       | 9080748  | 20050904 | 47625      | 32542  | 80167  | 1206937 | 483560 | 1690497 |
| <b>Andaman &amp; Nicobar Islands</b> |                |          |          |            |        |        |         |        |         |
| 2015-16                              | 2209           | 2759     | 4968     |            |        |        | 478     | 291    | 769     |
| 2014-15                              | 2010           | 2512     | 4522     |            |        |        | 444     | 306    | 750     |
| 2013-14                              | 1565           | 1914     | 3479     |            |        |        | 442     | 315    | 757     |
| 2012-13                              | 1019           | 1334     | 2353     |            |        |        | 441     | 320    | 761     |
| 2011-12                              | 973            | 1277     | 2250     |            |        |        | 461     | 299    | 760     |
| 2010-11                              | 1156           | 1584     | 2740     |            |        |        | 42      | 75     | 117     |
| <b>Andhra Pradesh</b>                |                |          |          |            |        |        |         |        |         |
| 2015-16                              | 610179         | 471980   | 1082159  | 615        | 460    | 1075   | 74824   | 56346  | 131170  |
| 2014-15                              | 640874         | 507629   | 1148503  | 467        | 320    | 787    | 68129   | 43657  | 111786  |
| 2013-14                              | 632790         | 493301   | 1126091  | 94         | 66     | 160    | 59682   | 46499  | 106181  |
| 2012-13                              | 540881         | 410951   | 951832   | 154        | 68     | 222    | 55745   | 46681  | 102426  |
| 2011-12                              | 1091297        | 854472   | 1945769  | 532        | 325    | 857    | 71267   | 76311  | 147578  |
| 2010-11                              | 1119668        | 814813   | 1934481  | 705        | 342    | 1047   | 56330   | 47352  | 103682  |
| <b>Arunachal Pradesh</b>             |                |          |          |            |        |        |         |        |         |
| 2015-16                              | 14085          | 14073    | 28158    | 92         | 50     | 142    | 1020    | 375    | 1395    |
| 2014-15                              | 16505          | 15871    | 32376    | 43         | 33     | 76     | 528     | 244    | 772     |
| 2013-14                              | 14964          | 14594    | 29558    | 45         | 36     | 81     | 955     | 330    | 1285    |
| 2012-13                              | 10821          | 10797    | 21618    | 30         | 26     | 56     | 918     | 338    | 1256    |
| 2011-12                              | 13525          | 13056    | 26581    | 36         | 17     | 53     | 678     | 168    | 846     |
| 2010-11                              | 20041          | 11191    | 31232    | 39         | 21     | 60     | 4946    | 1430   | 6376    |
| <b>Assam</b>                         |                |          |          |            |        |        |         |        |         |
| 2015-16                              | 225119         | 215193   | 440312   | 686        | 518    | 1204   | 6513    | 4029   | 10542   |
| 2014-15                              | 216652         | 214523   | 431175   | 647        | 521    | 1168   | 6182    | 3439   | 9621    |
| 2013-14                              | 196247         | 193116   | 389363   | 503        | 571    | 1074   | 5606    | 3638   | 9244    |
| 2012-13                              | 180354         | 183134   | 363488   | 322        | 455    | 777    | 3496    | 3283   | 6779    |
| 2011-12                              | 207331         | 224105   | 431436   | 250        | 342    | 592    | 2846    | 3181   | 6027    |
| 2010-11                              | 189747         | 198264   | 388011   | 240        | 317    | 557    | 1825    | 3071   | 4896    |
| <b>Bihar</b>                         |                |          |          |            |        |        |         |        |         |
| 2015-16                              | 794322         | 584728   | 1379050  | 648        | 350    | 998    | 18802   | 6538   | 25340   |
| 2014-15                              | 759169         | 560998   | 1320167  | 618        | 194    | 812    | 14536   | 5577   | 20113   |
| 2013-14                              | 692396         | 497767   | 1190163  | 225        | 304    | 529    | 11390   | 5084   | 16474   |
| 2012-13                              | 697028         | 501654   | 1198682  | 307        | 347    | 654    | 10522   | 4193   | 14715   |
| 2011-12                              | 681208         | 467843   | 1149051  | 161        | 277    | 438    | 10577   | 3894   | 14471   |
| 2010-11                              | 612770         | 439007   | 1051777  | 267        | 152    | 419    | 11674   | 3438   | 15112   |
| <b>Chandigarh</b>                    |                |          |          |            |        |        |         |        |         |
| 2015-16                              | 23461          | 26995    | 50456    | 177        | 316    | 493    | 1451    | 1287   | 2738    |
| 2014-15                              | 21823          | 24353    | 46176    | 186        | 303    | 489    | 2129    | 1440   | 3569    |
| 2013-14                              | 20746          | 22570    | 43316    | 139        | 318    | 457    | 2260    | 1337   | 3597    |
| 2012-13                              | 22187          | 17795    | 39982    | 272        | 314    | 586    | 1020    | 831    | 1851    |
| 2011-12                              | 12819          | 20299    | 33118    | 132        | 361    | 493    | 1063    | 797    | 1860    |
| 2010-11                              | 4804           | 13409    | 18213    | 73         | 203    | 276    | 936     | 669    | 1605    |

**Table 44. Enrolment at various levels through Regular mode during last 6 years**

| State                                | Certificate |        |        | Integrated |        |        | Grand Total |          |          |
|--------------------------------------|-------------|--------|--------|------------|--------|--------|-------------|----------|----------|
|                                      | Male        | Female | Both   | Male       | Female | Both   | Male        | Female   | Both     |
| <b>India</b>                         |             |        |        |            |        |        |             |          |          |
| 2015-16                              | 45910       | 54001  | 99911  | 92645      | 62776  | 155421 | 16539469    | 14220411 | 30759880 |
| 2014-15                              | 41711       | 49939  | 91650  | 86900      | 54969  | 141869 | 16431441    | 13968473 | 30399914 |
| 2013-14                              | 37903       | 44048  | 81951  | 78420      | 46519  | 124939 | 15349137    | 13057003 | 28406140 |
| 2012-13                              | 41526       | 52888  | 94414  | 58873      | 35402  | 94275  | 14604229    | 11938930 | 26543159 |
| 2011-12                              | 45434       | 53030  | 98464  | 44417      | 27747  | 72164  | 14243271    | 11514823 | 25758094 |
| 2010-11                              | 42651       | 59174  | 101825 | 34031      | 20638  | 54669  | 13479707    | 10705588 | 24185295 |
| <b>Andaman &amp; Nicobar Islands</b> |             |        |        |            |        |        |             |          |          |
| 2015-16                              |             |        |        | 26         | 83     | 109    | 2904        | 3445     | 6349     |
| 2014-15                              |             |        |        | 30         | 90     | 120    | 2715        | 3152     | 5867     |
| 2013-14                              |             |        |        | 29         | 91     | 120    | 2243        | 2586     | 4829     |
| 2012-13                              |             |        |        | 29         | 86     | 115    | 1618        | 1900     | 3518     |
| 2011-12                              |             |        |        | 23         | 86     | 109    | 1505        | 1789     | 3294     |
| 2010-11                              |             |        |        |            |        |        | 1253        | 1811     | 3064     |
| <b>Andhra Pradesh</b>                |             |        |        |            |        |        |             |          |          |
| 2015-16                              | 242         | 340    | 582    | 6520       | 2385   | 8905   | 801273      | 607508   | 1408781  |
| 2014-15                              | 392         | 476    | 868    | 4575       | 1321   | 5896   | 817327      | 623465   | 1440792  |
| 2013-14                              | 268         | 429    | 697    | 3922       | 1199   | 5121   | 794387      | 609293   | 1403680  |
| 2012-13                              | 601         | 1213   | 1814   | 3766       | 1460   | 5226   | 683228      | 514752   | 1197980  |
| 2011-12                              | 1134        | 2352   | 3486   | 4760       | 2667   | 7427   | 1360291     | 1060405  | 2420696  |
| 2010-11                              | 1059        | 1755   | 2814   | 3850       | 2402   | 6252   | 1381638     | 994942   | 2376580  |
| <b>Arunachal Pradesh</b>             |             |        |        |            |        |        |             |          |          |
| 2015-16                              | 313         | 94     | 407    |            |        |        | 17294       | 16179    | 33473    |
| 2014-15                              | 465         | 176    | 641    |            |        |        | 18635       | 17417    | 36052    |
| 2013-14                              | 292         | 84     | 376    |            |        |        | 17183       | 15951    | 33134    |
| 2012-13                              | 277         | 66     | 343    |            |        |        | 12810       | 12010    | 24820    |
| 2011-12                              | 297         | 78     | 375    |            |        |        | 15332       | 14032    | 29364    |
| 2010-11                              |             |        |        |            |        |        | 27950       | 14212    | 42162    |
| <b>Assam</b>                         |             |        |        |            |        |        |             |          |          |
| 2015-16                              | 1612        | 1931   | 3543   | 2182       | 2292   | 4474   | 251697      | 240306   | 492003   |
| 2014-15                              | 1309        | 1572   | 2881   | 1823       | 2023   | 3846   | 237919      | 234670   | 472589   |
| 2013-14                              | 937         | 1199   | 2136   | 1443       | 1896   | 3339   | 214745      | 211377   | 426122   |
| 2012-13                              | 789         | 860    | 1649   | 1066       | 1600   | 2666   | 194894      | 199014   | 393908   |
| 2011-12                              | 436         | 510    | 946    | 888        | 971    | 1859   | 220524      | 238533   | 459057   |
| 2010-11                              | 289         | 187    | 476    | 972        | 1001   | 1973   | 202737      | 213697   | 416434   |
| <b>Bihar</b>                         |             |        |        |            |        |        |             |          |          |
| 2015-16                              | 2857        | 1648   | 4505   | 1456       | 755    | 2211   | 866634      | 627785   | 1494419  |
| 2014-15                              | 385         | 235    | 620    | 879        | 504    | 1383   | 824444      | 600646   | 1425090  |
| 2013-14                              | 1564        | 657    | 2221   | 743        | 439    | 1182   | 756221      | 537719   | 1293940  |
| 2012-13                              | 1661        | 696    | 2357   | 276        | 258    | 534    | 752900      | 535917   | 1288817  |
| 2011-12                              | 1627        | 648    | 2275   | 547        | 268    | 815    | 731916      | 493737   | 1225653  |
| 2010-11                              | 755         | 632    | 1387   | 524        | 224    | 748    | 654245      | 461101   | 1115346  |
| <b>Chandigarh</b>                    |             |        |        |            |        |        |             |          |          |
| 2015-16                              | 467         | 239    | 706    | 1167       | 1260   | 2427   | 31919       | 38956    | 70875    |
| 2014-15                              | 477         | 151    | 628    | 1221       | 1159   | 2380   | 30889       | 35592    | 66481    |
| 2013-14                              | 358         | 182    | 540    | 1013       | 964    | 1977   | 29137       | 32806    | 61943    |
| 2012-13                              | 258         | 100    | 358    | 1080       | 736    | 1816   | 30186       | 27090    | 57276    |
| 2011-12                              | 234         | 128    | 362    |            |        |        | 17368       | 27278    | 44646    |
| 2010-11                              | 199         | 104    | 303    | 49         | 262    | 311    | 8440        | 18608    | 27048    |

**Table 44. Enrolment at various levels through Regular mode during last 6 years**

| State                           | Ph.D. |        |       | M.Phil. |        |      | Post Graduate |        |        |
|---------------------------------|-------|--------|-------|---------|--------|------|---------------|--------|--------|
|                                 | Male  | Female | Both  | Male    | Female | Both | Male          | Female | Both   |
| <b>Chhatisgarh</b>              |       |        |       |         |        |      |               |        |        |
| 2015-16                         | 406   | 284    | 690   | 182     | 173    | 355  | 18876         | 23211  | 42087  |
| 2014-15                         | 504   | 488    | 992   | 208     | 207    | 415  | 16955         | 21062  | 38017  |
| 2013-14                         | 459   | 484    | 943   | 191     | 215    | 406  | 16563         | 20388  | 36951  |
| 2012-13                         | 471   | 427    | 898   | 150     | 185    | 335  | 14220         | 17256  | 31476  |
| 2011-12                         | 325   | 358    | 683   | 187     | 200    | 387  | 12127         | 14821  | 26948  |
| 2010-11                         | 234   | 270    | 504   | 203     | 294    | 497  | 14815         | 17000  | 31815  |
| <b>Dadra &amp; Nagar Haveli</b> |       |        |       |         |        |      |               |        |        |
| 2015-16                         |       |        |       |         |        |      | 120           | 168    | 288    |
| 2014-15                         |       |        |       |         |        |      | 125           | 162    | 287    |
| 2013-14                         |       |        |       |         |        |      | 148           | 129    | 277    |
| 2012-13                         |       |        |       |         |        |      | 132           | 106    | 238    |
| 2011-12                         |       |        |       |         |        |      | 110           | 59     | 169    |
| 2010-11                         |       |        |       |         |        |      | 95            | 24     | 119    |
| <b>Daman &amp; Diu</b>          |       |        |       |         |        |      |               |        |        |
| 2015-16                         |       |        |       |         |        |      |               |        |        |
| 2014-15                         |       |        |       |         |        |      |               |        |        |
| 2013-14                         |       |        |       |         |        |      |               |        |        |
| 2012-13                         |       |        |       |         |        |      |               |        |        |
| 2011-12                         |       |        |       |         |        |      |               |        |        |
| 2010-11                         |       |        |       |         |        |      |               |        |        |
| <b>Delhi</b>                    |       |        |       |         |        |      |               |        |        |
| 2015-16                         | 4861  | 4018   | 8879  | 2830    | 3085   | 5915 | 22677         | 20628  | 43305  |
| 2014-15                         | 6534  | 5457   | 11991 | 1135    | 1140   | 2275 | 23538         | 20604  | 44142  |
| 2013-14                         | 6633  | 5943   | 12576 | 603     | 588    | 1191 | 23671         | 19364  | 43035  |
| 2012-13                         | 7278  | 6132   | 13410 | 454     | 521    | 975  | 23877         | 17327  | 41204  |
| 2011-12                         | 4246  | 3434   | 7680  | 2792    | 2325   | 5117 | 20650         | 16134  | 36784  |
| 2010-11                         | 3929  | 3195   | 7124  | 2430    | 1994   | 4424 | 18058         | 14744  | 32802  |
| <b>Goa</b>                      |       |        |       |         |        |      |               |        |        |
| 2015-16                         | 44    | 26     | 70    | 10      |        | 10   | 1518          | 2492   | 4010   |
| 2014-15                         | 41    | 66     | 107   | 1       | 3      | 4    | 1607          | 2314   | 3921   |
| 2013-14                         | 78    | 71     | 149   | 8       | 5      | 13   | 1364          | 2151   | 3515   |
| 2012-13                         | 20    | 29     | 49    |         |        |      | 773           | 1585   | 2358   |
| 2011-12                         | 49    | 61     | 110   |         | 2      | 2    | 796           | 1379   | 2175   |
| 2010-11                         | 8     | 7      | 15    |         |        |      | 899           | 1626   | 2525   |
| <b>Gujarat</b>                  |       |        |       |         |        |      |               |        |        |
| 2015-16                         | 3286  | 1883   | 5169  | 592     | 665    | 1257 | 74692         | 89100  | 163792 |
| 2014-15                         | 2353  | 1340   | 3693  | 494     | 479    | 973  | 59611         | 58321  | 117932 |
| 2013-14                         | 2105  | 1076   | 3181  | 584     | 625    | 1209 | 60088         | 55284  | 115372 |
| 2012-13                         | 1614  | 821    | 2435  | 312     | 299    | 611  | 58728         | 51933  | 110661 |
| 2011-12                         | 1485  | 785    | 2270  | 355     | 291    | 646  | 56807         | 49165  | 105972 |
| 2010-11                         | 1796  | 913    | 2709  | 567     | 411    | 978  | 57978         | 52376  | 110354 |
| <b>Haryana</b>                  |       |        |       |         |        |      |               |        |        |
| 2015-16                         | 1556  | 1706   | 3262  | 332     | 432    | 764  | 28927         | 50293  | 79220  |
| 2014-15                         | 1338  | 1366   | 2704  | 336     | 352    | 688  | 28258         | 46478  | 74736  |
| 2013-14                         | 1570  | 1473   | 3043  | 303     | 382    | 685  | 29131         | 45215  | 74346  |
| 2012-13                         | 1025  | 1136   | 2161  | 338     | 413    | 751  | 29667         | 44091  | 73758  |
| 2011-12                         | 1199  | 1169   | 2368  | 338     | 361    | 699  | 29685         | 42279  | 71964  |
| 2010-11                         | 1132  | 1106   | 2238  | 346     | 715    | 1061 | 29487         | 38065  | 67552  |
| <b>Himachal Pradesh</b>         |       |        |       |         |        |      |               |        |        |
| 2015-16                         | 590   | 588    | 1178  | 103     | 175    | 278  | 6465          | 9330   | 15795  |
| 2014-15                         | 558   | 582    | 1140  | 131     | 184    | 315  | 5994          | 8360   | 14354  |
| 2013-14                         | 593   | 601    | 1194  | 125     | 177    | 302  | 5701          | 7854   | 13555  |
| 2012-13                         | 504   | 460    | 964   | 176     | 248    | 424  | 5005          | 6835   | 11840  |
| 2011-12                         | 423   | 290    | 713   | 166     | 225    | 391  | 4707          | 5924   | 10631  |
| 2010-11                         | 445   | 231    | 676   | 125     | 217    | 342  | 4713          | 6109   | 10822  |

**Table 44. Enrolment at various levels through Regular mode during last 6 years**

| State                           | Under Graduate |        |         | PG Diploma |        |       | Diploma |        |        |
|---------------------------------|----------------|--------|---------|------------|--------|-------|---------|--------|--------|
|                                 | Male           | Female | Both    | Male       | Female | Both  | Male    | Female | Both   |
| <b>Chhatisgarh</b>              |                |        |         |            |        |       |         |        |        |
| 2015-16                         | 160193         | 159063 | 319256  | 3214       | 3411   | 6625  | 21724   | 13706  | 35430  |
| 2014-15                         | 154779         | 152258 | 307037  | 3414       | 3297   | 6711  | 20227   | 12087  | 32314  |
| 2013-14                         | 154163         | 145878 | 300041  | 3432       | 3156   | 6588  | 17449   | 10352  | 27801  |
| 2012-13                         | 141597         | 132761 | 274358  | 3070       | 2841   | 5911  | 15585   | 9170   | 24755  |
| 2011-12                         | 128750         | 119394 | 248144  | 2576       | 2203   | 4779  | 12571   | 7202   | 19773  |
| 2010-11                         | 190676         | 135084 | 325760  | 2543       | 2198   | 4741  | 12390   | 6254   | 18644  |
| <b>Dadra &amp; Nagar Haveli</b> |                |        |         |            |        |       |         |        |        |
| 2015-16                         | 2182           | 2276   | 4458    |            | 19     | 19    | 604     | 80     | 684    |
| 2014-15                         | 2085           | 1859   | 3944    |            |        |       | 549     | 62     | 611    |
| 2013-14                         | 1744           | 1503   | 3247    |            |        |       | 488     | 87     | 575    |
| 2012-13                         | 1207           | 1190   | 2397    |            |        |       | 540     | 105    | 645    |
| 2011-12                         | 1383           | 1040   | 2423    |            |        |       | 560     | 73     | 633    |
| 2010-11                         | 404            | 488    | 892     |            |        |       | 509     | 157    | 666    |
| <b>Daman &amp; Diu</b>          |                |        |         |            |        |       |         |        |        |
| 2015-16                         | 695            | 1088   | 1783    |            |        |       | 1186    | 153    | 1339   |
| 2014-15                         | 664            | 1095   | 1759    |            |        |       | 1096    | 145    | 1241   |
| 2013-14                         | 486            | 897    | 1383    |            |        |       | 888     | 100    | 988    |
| 2012-13                         | 378            | 724    | 1102    |            |        |       | 813     | 132    | 945    |
| 2011-12                         | 365            | 617    | 982     |            |        |       | 649     | 139    | 788    |
| 2010-11                         | 356            | 456    | 812     |            |        |       | 531     | 135    | 666    |
| <b>Delhi</b>                    |                |        |         |            |        |       |         |        |        |
| 2015-16                         | 141628         | 139539 | 281167  | 2944       | 1697   | 4641  | 16534   | 10511  | 27045  |
| 2014-15                         | 141588         | 133708 | 275296  | 2903       | 1568   | 4471  | 16334   | 10487  | 26821  |
| 2013-14                         | 128747         | 128979 | 257726  | 3214       | 1704   | 4918  | 17843   | 10215  | 28058  |
| 2012-13                         | 116086         | 119549 | 235635  | 2464       | 1248   | 3712  | 17705   | 9312   | 27017  |
| 2011-12                         | 109073         | 118815 | 227888  | 1886       | 999    | 2885  | 17969   | 10556  | 28525  |
| 2010-11                         | 95008          | 101852 | 196860  | 1938       | 846    | 2784  | 13525   | 5738   | 19263  |
| <b>Goa</b>                      |                |        |         |            |        |       |         |        |        |
| 2015-16                         | 12231          | 16814  | 29045   | 46         | 50     | 96    | 5830    | 721    | 6551   |
| 2014-15                         | 11676          | 16096  | 27772   | 58         | 68     | 126   | 5878    | 728    | 6606   |
| 2013-14                         | 11104          | 16317  | 27421   | 39         | 72     | 111   | 2832    | 798    | 3630   |
| 2012-13                         | 10811          | 16219  | 27030   | 478        | 211    | 689   | 2141    | 718    | 2859   |
| 2011-12                         | 9816           | 15336  | 25152   | 50         | 35     | 85    | 1936    | 742    | 2678   |
| 2010-11                         | 12179          | 18962  | 31141   | 10         | 7      | 17    | 1919    | 681    | 2600   |
| <b>Gujarat</b>                  |                |        |         |            |        |       |         |        |        |
| 2015-16                         | 621287         | 447732 | 1069019 | 3607       | 3727   | 7334  | 113241  | 32044  | 145285 |
| 2014-15                         | 604034         | 447177 | 1051211 | 4349       | 3438   | 7787  | 117720  | 32139  | 149859 |
| 2013-14                         | 577498         | 436358 | 1013856 | 5195       | 4866   | 10061 | 118929  | 30015  | 148944 |
| 2012-13                         | 540388         | 418317 | 958705  | 3843       | 3360   | 7203  | 110567  | 29428  | 139995 |
| 2011-12                         | 490706         | 386348 | 877054  | 3476       | 3093   | 6569  | 101708  | 25886  | 127594 |
| 2010-11                         | 597516         | 477221 | 1074737 | 3000       | 2613   | 5613  | 111215  | 25263  | 136478 |
| <b>Haryana</b>                  |                |        |         |            |        |       |         |        |        |
| 2015-16                         | 336432         | 294518 | 630950  | 1235       | 1012   | 2247  | 50835   | 18012  | 68847  |
| 2014-15                         | 364205         | 318115 | 682320  | 1001       | 861    | 1862  | 62130   | 19200  | 81330  |
| 2013-14                         | 382887         | 302194 | 685081  | 963        | 734    | 1697  | 63030   | 15542  | 78572  |
| 2012-13                         | 374952         | 313389 | 688341  | 786        | 676    | 1462  | 74219   | 15718  | 89937  |
| 2011-12                         | 371058         | 334606 | 705664  | 805        | 650    | 1455  | 68789   | 14391  | 83180  |
| 2010-11                         | 323770         | 233958 | 557728  | 456        | 299    | 755   | 62472   | 11218  | 73690  |
| <b>Himachal Pradesh</b>         |                |        |         |            |        |       |         |        |        |
| 2015-16                         | 79876          | 92112  | 171988  | 165        | 466    | 631   | 9475    | 7253   | 16728  |
| 2014-15                         | 76813          | 87820  | 164633  | 302        | 407    | 709   | 10470   | 6515   | 16985  |
| 2013-14                         | 70544          | 81200  | 151744  | 268        | 327    | 595   | 11503   | 5619   | 17122  |
| 2012-13                         | 65513          | 75022  | 140535  | 204        | 405    | 609   | 12220   | 5142   | 17362  |
| 2011-12                         | 65351          | 75472  | 140823  | 212        | 422    | 634   | 11177   | 4610   | 15787  |
| 2010-11                         | 75460          | 80451  | 155911  | 416        | 424    | 840   | 9583    | 3395   | 12978  |

**Table 44. Enrolment at various levels through Regular mode during last 6 years**

| State                           | Certificate |        |       | Integrated |        |       | Grand Total |        |         |
|---------------------------------|-------------|--------|-------|------------|--------|-------|-------------|--------|---------|
|                                 | Male        | Female | Both  | Male       | Female | Both  | Male        | Female | Both    |
| <b>Chhatisgarh</b>              |             |        |       |            |        |       |             |        |         |
| 2015-16                         | 106         | 258    | 364   | 827        | 769    | 1596  | 205528      | 200875 | 406403  |
| 2014-15                         | 180         | 361    | 541   | 735        | 671    | 1406  | 197002      | 190431 | 387433  |
| 2013-14                         | 137         | 331    | 468   | 587        | 516    | 1103  | 192981      | 181320 | 374301  |
| 2012-13                         | 52          | 325    | 377   | 1321       | 1213   | 2534  | 176466      | 164178 | 340644  |
| 2011-12                         | 203         | 299    | 502   | 866        | 801    | 1667  | 157605      | 145278 | 302883  |
| 2010-11                         | 122         | 119    | 241   | 592        | 501    | 1093  | 221575      | 161720 | 383295  |
| <b>Dadra &amp; Nagar Haveli</b> |             |        |       |            |        |       |             |        |         |
| 2015-16                         |             |        |       |            |        |       | 2906        | 2543   | 5449    |
| 2014-15                         |             |        |       |            |        |       | 2759        | 2083   | 4842    |
| 2013-14                         |             |        |       |            |        |       | 2380        | 1719   | 4099    |
| 2012-13                         |             |        |       |            |        |       | 1879        | 1401   | 3280    |
| 2011-12                         |             |        |       |            |        |       | 2053        | 1172   | 3225    |
| 2010-11                         |             |        |       |            |        |       | 1008        | 669    | 1677    |
| <b>Daman &amp; Diu</b>          |             |        |       |            |        |       |             |        |         |
| 2015-16                         |             |        |       |            |        |       | 1881        | 1241   | 3122    |
| 2014-15                         |             |        |       |            |        |       | 1760        | 1240   | 3000    |
| 2013-14                         |             |        |       |            |        |       | 1374        | 997    | 2371    |
| 2012-13                         |             |        |       |            |        |       | 1191        | 856    | 2047    |
| 2011-12                         |             |        |       |            |        |       | 1014        | 756    | 1770    |
| 2010-11                         |             | 83     | 83    |            |        |       | 887         | 674    | 1561    |
| <b>Delhi</b>                    |             |        |       |            |        |       |             |        |         |
| 2015-16                         | 1990        | 1235   | 3225  | 2278       | 909    | 3187  | 195742      | 181622 | 377364  |
| 2014-15                         | 2170        | 1093   | 3263  | 5257       | 1678   | 6935  | 199459      | 175735 | 375194  |
| 2013-14                         | 1941        | 1310   | 3251  | 5562       | 806    | 6368  | 188214      | 168909 | 357123  |
| 2012-13                         | 2329        | 1176   | 3505  | 1901       | 747    | 2648  | 172094      | 156012 | 328106  |
| 2011-12                         | 2109        | 1282   | 3391  | 1750       | 681    | 2431  | 160475      | 154226 | 314701  |
| 2010-11                         | 1715        | 940    | 2655  | 1425       | 426    | 1851  | 138028      | 129735 | 267763  |
| <b>Goa</b>                      |             |        |       |            |        |       |             |        |         |
| 2015-16                         | 19          | 5      | 24    | 47         | 124    | 171   | 19745       | 20232  | 39977   |
| 2014-15                         |             |        |       | 56         | 121    | 177   | 19317       | 19396  | 38713   |
| 2013-14                         |             |        |       | 56         | 120    | 176   | 15481       | 19534  | 35015   |
| 2012-13                         | 2           | 25     | 27    | 47         | 93     | 140   | 14272       | 18880  | 33152   |
| 2011-12                         | 6           | 17     | 23    |            |        |       | 12653       | 17572  | 30225   |
| 2010-11                         |             | 11     | 11    |            |        |       | 15015       | 21294  | 36309   |
| <b>Gujarat</b>                  |             |        |       |            |        |       |             |        |         |
| 2015-16                         | 2214        | 3021   | 5235  | 5158       | 5591   | 10749 | 824077      | 583763 | 1407840 |
| 2014-15                         | 2400        | 3396   | 5796  | 4563       | 4691   | 9254  | 795524      | 550981 | 1346505 |
| 2013-14                         | 3869        | 3911   | 7780  | 4403       | 5144   | 9547  | 772671      | 537279 | 1309950 |
| 2012-13                         | 4668        | 5581   | 10249 | 4685       | 4978   | 9663  | 724805      | 514717 | 1239522 |
| 2011-12                         | 7580        | 8294   | 15874 | 3445       | 4120   | 7565  | 665562      | 477982 | 1143544 |
| 2010-11                         | 11876       | 18678  | 30554 | 3919       | 3157   | 7076  | 787867      | 580632 | 1368499 |
| <b>Haryana</b>                  |             |        |       |            |        |       |             |        |         |
| 2015-16                         | 903         | 1580   | 2483  | 7506       | 4076   | 11582 | 427726      | 371629 | 799355  |
| 2014-15                         | 1176        | 1962   | 3138  | 4568       | 3535   | 8103  | 463012      | 391869 | 854881  |
| 2013-14                         | 966         | 1366   | 2332  | 3721       | 2380   | 6101  | 482571      | 369286 | 851857  |
| 2012-13                         | 986         | 1211   | 2197  | 1930       | 1717   | 3647  | 483903      | 378351 | 862254  |
| 2011-12                         | 841         | 1072   | 1913  | 3371       | 1972   | 5343  | 476086      | 396500 | 872586  |
| 2010-11                         | 511         | 350    | 861   | 3431       | 1189   | 4620  | 421605      | 286900 | 708505  |
| <b>Himachal Pradesh</b>         |             |        |       |            |        |       |             |        |         |
| 2015-16                         | 502         | 503    | 1005  | 501        | 181    | 682   | 97677       | 110608 | 208285  |
| 2014-15                         | 756         | 750    | 1506  | 350        | 131    | 481   | 95374       | 104749 | 200123  |
| 2013-14                         | 553         | 548    | 1101  | 249        | 132    | 381   | 89536       | 96458  | 185994  |
| 2012-13                         | 487         | 469    | 956   | 335        | 120    | 455   | 84444       | 88701  | 173145  |
| 2011-12                         | 413         | 381    | 794   | 111        | 34     | 145   | 82560       | 87358  | 169918  |
| 2010-11                         | 510         | 534    | 1044  | 195        | 34     | 229   | 91447       | 91395  | 182842  |



**Table 44. Enrolment at various levels through Regular mode during last 6 years**

| State                    | Ph.D. |        |       | M.Phil. |        |      | Post Graduate |        |        |
|--------------------------|-------|--------|-------|---------|--------|------|---------------|--------|--------|
|                          | Male  | Female | Both  | Male    | Female | Both | Male          | Female | Both   |
| <b>Jammu and Kashmir</b> |       |        |       |         |        |      |               |        |        |
| 2015-16                  | 985   | 854    | 1839  | 170     | 196    | 366  | 7621          | 7704   | 15325  |
| 2014-15                  | 781   | 501    | 1282  | 214     | 233    | 447  | 7273          | 7213   | 14486  |
| 2013-14                  | 500   | 400    | 900   | 368     | 344    | 712  | 7497          | 6751   | 14248  |
| 2012-13                  | 452   | 327    | 779   | 242     | 240    | 482  | 7734          | 7086   | 14820  |
| 2011-12                  | 400   | 297    | 697   | 330     | 279    | 609  | 7666          | 7008   | 14674  |
| 2010-11                  | 311   | 262    | 573   | 791     | 618    | 1409 | 7481          | 7327   | 14808  |
| <b>Jharkhand</b>         |       |        |       |         |        |      |               |        |        |
| 2015-16                  | 1726  | 688    | 2414  | 109     | 200    | 309  | 16693         | 20910  | 37603  |
| 2014-15                  | 1456  | 515    | 1971  | 38      | 81     | 119  | 15704         | 19199  | 34903  |
| 2013-14                  | 1129  | 476    | 1605  | 146     | 209    | 355  | 13280         | 16249  | 29529  |
| 2012-13                  | 292   | 172    | 464   | 78      | 132    | 210  | 15364         | 14258  | 29622  |
| 2011-12                  | 393   | 328    | 721   | 5       | 5      | 10   | 16287         | 13193  | 29480  |
| 2010-11                  | 89    | 24     | 113   | 29      |        | 29   | 17008         | 14591  | 31599  |
| <b>Karnataka</b>         |       |        |       |         |        |      |               |        |        |
| 2015-16                  | 7424  | 4353   | 11777 | 214     | 378    | 592  | 83570         | 80953  | 164523 |
| 2014-15                  | 7247  | 4281   | 11528 | 235     | 339    | 574  | 84693         | 74440  | 159133 |
| 2013-14                  | 6245  | 3379   | 9624  | 253     | 376    | 629  | 84109         | 69340  | 153449 |
| 2012-13                  | 4760  | 2628   | 7388  | 351     | 397    | 748  | 78520         | 63693  | 142213 |
| 2011-12                  | 5382  | 2778   | 8160  | 396     | 396    | 792  | 73609         | 57174  | 130783 |
| 2010-11                  | 5317  | 2621   | 7938  | 505     | 491    | 996  | 69088         | 52338  | 121426 |
| <b>Kerala</b>            |       |        |       |         |        |      |               |        |        |
| 2015-16                  | 1956  | 2675   | 4631  | 228     | 684    | 912  | 23873         | 56302  | 80175  |
| 2014-15                  | 1663  | 2298   | 3961  | 216     | 571    | 787  | 24597         | 52565  | 77162  |
| 2013-14                  | 1583  | 2202   | 3785  | 209     | 508    | 717  | 23191         | 51418  | 74609  |
| 2012-13                  | 1661  | 2141   | 3802  | 233     | 507    | 740  | 20613         | 44441  | 65054  |
| 2011-12                  | 1673  | 2081   | 3754  | 215     | 458    | 673  | 19085         | 40985  | 60070  |
| 2010-11                  | 1418  | 1451   | 2869  | 186     | 413    | 599  | 24823         | 41909  | 66732  |
| <b>Lakshadweep</b>       |       |        |       |         |        |      |               |        |        |
| 2015-16                  |       |        |       |         |        |      | 4             | 17     | 21     |
| 2014-15                  |       |        |       |         |        |      | 6             | 19     | 25     |
| 2013-14                  |       |        |       |         |        |      | 7             | 18     | 25     |
| 2012-13                  |       |        |       |         |        |      | 6             | 19     | 25     |
| 2011-12                  |       |        |       |         |        |      | 9             | 28     | 37     |
| 2010-11                  |       |        |       |         |        |      |               |        |        |
| <b>Madhya Pradesh</b>    |       |        |       |         |        |      |               |        |        |
| 2015-16                  | 2243  | 1585   | 3828  | 681     | 771    | 1452 | 83725         | 94120  | 177845 |
| 2014-15                  | 2168  | 1522   | 3690  | 748     | 674    | 1422 | 91405         | 96030  | 187435 |
| 2013-14                  | 2011  | 1404   | 3415  | 862     | 606    | 1468 | 88272         | 89079  | 177351 |
| 2012-13                  | 1814  | 1115   | 2929  | 1214    | 1043   | 2257 | 94007         | 74392  | 168399 |
| 2011-12                  | 1861  | 1313   | 3174  | 1304    | 1007   | 2311 | 91923         | 70968  | 162891 |
| 2010-11                  | 1183  | 1956   | 3139  | 491     | 396    | 887  | 60605         | 60249  | 120854 |
| <b>Maharashtra</b>       |       |        |       |         |        |      |               |        |        |
| 2015-16                  | 5757  | 3472   | 9229  | 1487    | 1413   | 2900 | 171457        | 153404 | 324861 |
| 2014-15                  | 5273  | 3351   | 8624  | 1354    | 1194   | 2548 | 177140        | 149632 | 326772 |
| 2013-14                  | 4783  | 2271   | 7054  | 1969    | 1061   | 3030 | 176244        | 140199 | 316443 |
| 2012-13                  | 3716  | 1967   | 5683  | 1416    | 959    | 2375 | 155400        | 121832 | 277232 |
| 2011-12                  | 4077  | 2007   | 6084  | 1305    | 840    | 2145 | 177575        | 144666 | 322241 |
| 2010-11                  | 3790  | 1595   | 5385  | 1087    | 647    | 1734 | 184891        | 139408 | 324299 |
| <b>Manipur</b>           |       |        |       |         |        |      |               |        |        |
| 2015-16                  | 315   | 303    | 618   | 1       | 13     | 14   | 1991          | 1724   | 3715   |
| 2014-15                  | 437   | 421    | 858   | 1       | 13     | 14   | 1716          | 1658   | 3374   |
| 2013-14                  | 500   | 488    | 988   | 1       | 13     | 14   | 1603          | 1597   | 3200   |
| 2012-13                  | 465   | 450    | 915   |         | 12     | 12   | 1475          | 1548   | 3023   |
| 2011-12                  | 429   | 375    | 804   |         | 5      | 5    | 1405          | 1505   | 2910   |
| 2010-11                  | 445   | 417    | 862   | 2       | 5      | 7    | 1966          | 1562   | 3528   |

Table 44. Enrolment at various levels through Regular mode during last 6 years

| State                    | Under Graduate |         |         | PG Diploma |        |        | Diploma |        |        |
|--------------------------|----------------|---------|---------|------------|--------|--------|---------|--------|--------|
|                          | Male           | Female  | Both    | Male       | Female | Both   | Male    | Female | Both   |
| <b>Jammu and Kashmir</b> |                |         |         |            |        |        |         |        |        |
| 2015-16                  | 91462          | 109074  | 200536  | 107        | 101    | 208    | 7203    | 2245   | 9448   |
| 2014-15                  | 99631          | 107466  | 207097  | 159        | 85     | 244    | 7556    | 2885   | 10441  |
| 2013-14                  | 113977         | 122375  | 236352  | 159        | 91     | 250    | 4164    | 1470   | 5634   |
| 2012-13                  | 127329         | 137779  | 265108  | 156        | 67     | 223    | 333     | 203    | 536    |
| 2011-12                  | 121879         | 133654  | 255533  | 157        | 83     | 240    | 241     | 165    | 406    |
| 2010-11                  | 117188         | 107801  | 224989  | 26         | 17     | 43     | 435     | 83     | 518    |
| <b>Jharkhand</b>         |                |         |         |            |        |        |         |        |        |
| 2015-16                  | 244486         | 226578  | 471064  | 1844       | 838    | 2682   | 14708   | 3033   | 17741  |
| 2014-15                  | 251546         | 229710  | 481256  | 1623       | 663    | 2286   | 7387    | 1106   | 8493   |
| 2013-14                  | 216906         | 189593  | 406499  | 1567       | 607    | 2174   | 2540    | 348    | 2888   |
| 2012-13                  | 187393         | 181362  | 368755  | 1156       | 504    | 1660   | 1309    | 200    | 1509   |
| 2011-12                  | 154381         | 140461  | 294842  | 220        | 119    | 339    | 23      | 122    | 145    |
| 2010-11                  | 165267         | 128669  | 293936  | 44         | 1      | 45     | 162     | 184    | 346    |
| <b>Karnataka</b>         |                |         |         |            |        |        |         |        |        |
| 2015-16                  | 700401         | 688405  | 1388806 | 2239       | 1690   | 3929   | 131997  | 73600  | 205597 |
| 2014-15                  | 699343         | 673021  | 1372364 | 2295       | 1723   | 4018   | 137360  | 81352  | 218712 |
| 2013-14                  | 667697         | 630749  | 1298446 | 2329       | 1872   | 4201   | 130792  | 81439  | 212231 |
| 2012-13                  | 643721         | 596416  | 1240137 | 1796       | 1711   | 3507   | 150408  | 88560  | 238968 |
| 2011-12                  | 605626         | 540243  | 1145869 | 1552       | 1514   | 3066   | 147764  | 97962  | 245726 |
| 2010-11                  | 644435         | 575461  | 1219896 | 1861       | 1782   | 3643   | 139800  | 102873 | 242673 |
| <b>Kerala</b>            |                |         |         |            |        |        |         |        |        |
| 2015-16                  | 257312         | 340566  | 597878  | 195        | 260    | 455    | 34439   | 28650  | 63089  |
| 2014-15                  | 233371         | 325931  | 559302  | 96         | 192    | 288    | 31911   | 28965  | 60876  |
| 2013-14                  | 221890         | 316942  | 538832  | 92         | 200    | 292    | 28371   | 29489  | 57860  |
| 2012-13                  | 201144         | 290073  | 491217  | 25         | 96     | 121    | 27983   | 32528  | 60511  |
| 2011-12                  | 198972         | 286403  | 485375  | 28         | 133    | 161    | 26242   | 34138  | 60380  |
| 2010-11                  | 230286         | 300704  | 530990  | 30         | 133    | 163    | 23112   | 32490  | 55602  |
| <b>Lakshadweep</b>       |                |         |         |            |        |        |         |        |        |
| 2015-16                  | 146            | 334     | 480     |            |        |        |         |        |        |
| 2014-15                  | 67             | 188     | 255     |            |        |        |         |        |        |
| 2013-14                  | 221            | 571     | 792     |            |        |        |         |        |        |
| 2012-13                  | 218            | 560     | 778     |            |        |        |         |        |        |
| 2011-12                  | 210            | 531     | 741     |            |        |        |         |        |        |
| 2010-11                  |                |         |         |            |        |        |         |        |        |
| <b>Madhya Pradesh</b>    |                |         |         |            |        |        |         |        |        |
| 2015-16                  | 627057         | 473668  | 1100725 | 36011      | 43742  | 79753  | 111052  | 56431  | 167483 |
| 2014-15                  | 635658         | 452702  | 1088360 | 37164      | 38774  | 75938  | 106095  | 48206  | 154301 |
| 2013-14                  | 614422         | 433488  | 1047910 | 70857      | 70784  | 141641 | 80305   | 31516  | 111821 |
| 2012-13                  | 665234         | 443675  | 1108909 | 49365      | 3556   | 52921  | 97683   | 10014  | 107697 |
| 2011-12                  | 648857         | 431084  | 1079941 | 67426      | 4198   | 71624  | 69645   | 7863   | 77508  |
| 2010-11                  | 489921         | 354320  | 844241  | 24543      | 16458  | 41001  | 26002   | 9445   | 35447  |
| <b>Maharashtra</b>       |                |         |         |            |        |        |         |        |        |
| 2015-16                  | 1462455        | 1200425 | 2662880 | 7777       | 4850   | 12627  | 212871  | 115721 | 328592 |
| 2014-15                  | 1417502        | 1167506 | 2585008 | 7019       | 4317   | 11336  | 221253  | 125702 | 346955 |
| 2013-14                  | 1285193        | 1043132 | 2328325 | 7872       | 4896   | 12768  | 250990  | 128935 | 379925 |
| 2012-13                  | 1147241        | 914874  | 2062115 | 7918       | 4610   | 12528  | 236095  | 135941 | 372036 |
| 2011-12                  | 1353235        | 1115680 | 2468915 | 6764       | 4257   | 11021  | 223649  | 134528 | 358177 |
| 2010-11                  | 1480309        | 1084957 | 2565266 | 5375       | 2891   | 8266   | 195703  | 121054 | 316757 |
| <b>Manipur</b>           |                |         |         |            |        |        |         |        |        |
| 2015-16                  | 43776          | 43845   | 87621   | 184        | 97     | 281    | 681     | 211    | 892    |
| 2014-15                  | 46135          | 45808   | 91943   | 134        | 34     | 168    | 572     | 129    | 701    |
| 2013-14                  | 47630          | 50386   | 98016   | 113        | 35     | 148    | 543     | 120    | 663    |
| 2012-13                  | 39685          | 39333   | 79018   | 25         | 24     | 49     | 372     | 118    | 490    |
| 2011-12                  | 40212          | 41506   | 81718   | 4          | 3      | 7      | 355     | 126    | 481    |
| 2010-11                  | 59450          | 52518   | 111968  | 26         | 16     | 42     | 93      | 38     | 131    |

Table 44. Enrolment at various levels through Regular mode during last 6 years

| State                    | Certificate |        |      | Integrated |        |      | Grand Total |         |         |
|--------------------------|-------------|--------|------|------------|--------|------|-------------|---------|---------|
|                          | Male        | Female | Both | Male       | Female | Both | Male        | Female  | Both    |
| <b>Jammu and Kashmir</b> |             |        |      |            |        |      |             |         |         |
| 2015-16                  | 6           | 2      | 8    | 1129       | 1314   | 2443 | 108683      | 121490  | 230173  |
| 2014-15                  | 5           | 6      | 11   | 1570       | 1564   | 3134 | 117189      | 119953  | 237142  |
| 2013-14                  | 19          | 3      | 22   | 1370       | 1285   | 2655 | 128054      | 132719  | 260773  |
| 2012-13                  |             |        |      | 581        | 672    | 1253 | 136827      | 146374  | 283201  |
| 2011-12                  |             |        |      | 445        | 404    | 849  | 131118      | 141890  | 273008  |
| 2010-11                  |             |        |      |            |        |      | 126232      | 116108  | 242340  |
| <b>Jharkhand</b>         |             |        |      |            |        |      |             |         |         |
| 2015-16                  | 117         | 655    | 772  | 3299       | 2813   | 6112 | 282982      | 255715  | 538697  |
| 2014-15                  | 71          | 280    | 351  | 2739       | 2339   | 5078 | 280564      | 253893  | 534457  |
| 2013-14                  | 84          | 207    | 291  | 2043       | 1208   | 3251 | 237695      | 208897  | 446592  |
| 2012-13                  | 153         | 156    | 309  | 1229       | 586    | 1815 | 206974      | 197370  | 404344  |
| 2011-12                  | 73          | 92     | 165  | 858        | 379    | 1237 | 172240      | 154699  | 326939  |
| 2010-11                  |             |        |      | 630        | 137    | 767  | 183229      | 143606  | 326835  |
| <b>Karnataka</b>         |             |        |      |            |        |      |             |         |         |
| 2015-16                  | 2112        | 2213   | 4325 | 4072       | 3344   | 7416 | 932029      | 854936  | 1786965 |
| 2014-15                  | 2136        | 1957   | 4093 | 3551       | 3106   | 6657 | 936860      | 840219  | 1777079 |
| 2013-14                  | 1915        | 2230   | 4145 | 3976       | 3076   | 7052 | 897316      | 792461  | 1689777 |
| 2012-13                  | 1648        | 2094   | 3742 | 3224       | 2221   | 5445 | 884428      | 757720  | 1642148 |
| 2011-12                  | 1465        | 2001   | 3466 | 2723       | 1709   | 4432 | 838517      | 703777  | 1542294 |
| 2010-11                  | 1683        | 3753   | 5436 | 1984       | 1532   | 3516 | 864673      | 740851  | 1605524 |
| <b>Kerala</b>            |             |        |      |            |        |      |             |         |         |
| 2015-16                  | 489         | 2370   | 2859 | 2431       | 2312   | 4743 | 320923      | 433819  | 754742  |
| 2014-15                  | 546         | 3020   | 3566 | 2138       | 1918   | 4056 | 294538      | 415460  | 709998  |
| 2013-14                  | 425         | 3097   | 3522 | 1625       | 1458   | 3083 | 277386      | 405314  | 682700  |
| 2012-13                  | 691         | 6120   | 6811 | 1054       | 1079   | 2133 | 253404      | 376985  | 630389  |
| 2011-12                  | 733         | 6252   | 6985 | 966        | 1148   | 2114 | 247914      | 371598  | 619512  |
| 2010-11                  | 650         | 6253   | 6903 | 754        | 1040   | 1794 | 281259      | 384393  | 665652  |
| <b>Lakshadweep</b>       |             |        |      |            |        |      |             |         |         |
| 2015-16                  |             |        |      |            |        |      | 150         | 351     | 501     |
| 2014-15                  |             |        |      |            |        |      | 73          | 207     | 280     |
| 2013-14                  |             |        |      |            |        |      | 228         | 589     | 817     |
| 2012-13                  |             |        |      |            |        |      | 224         | 579     | 803     |
| 2011-12                  |             |        |      |            |        |      | 219         | 559     | 778     |
| 2010-11                  |             |        |      |            |        |      |             |         |         |
| <b>Madhya Pradesh</b>    |             |        |      |            |        |      |             |         |         |
| 2015-16                  | 2405        | 546    | 2951 | 3930       | 2655   | 6585 | 867104      | 673518  | 1540622 |
| 2014-15                  | 1511        | 850    | 2361 | 3235       | 2089   | 5324 | 877984      | 640847  | 1518831 |
| 2013-14                  | 379         | 359    | 738  | 2749       | 1781   | 4530 | 859857      | 629017  | 1488874 |
| 2012-13                  | 499         | 647    | 1146 | 1506       | 747    | 2253 | 911322      | 535189  | 1446511 |
| 2011-12                  | 478         | 624    | 1102 | 1402       | 555    | 1957 | 882896      | 517612  | 1400508 |
| 2010-11                  | 410         | 529    | 939  | 156        | 82     | 238  | 603311      | 443435  | 1046746 |
| <b>Maharashtra</b>       |             |        |      |            |        |      |             |         |         |
| 2015-16                  | 3808        | 3031   | 6839 | 5133       | 4857   | 9990 | 1870745     | 1487173 | 3357918 |
| 2014-15                  | 3617        | 3706   | 7323 | 4762       | 3888   | 8650 | 1837920     | 1459296 | 3297216 |
| 2013-14                  | 3052        | 2463   | 5515 | 2667       | 2190   | 4857 | 1732770     | 1325147 | 3057917 |
| 2012-13                  | 2456        | 3274   | 5730 | 2656       | 2029   | 4685 | 1556898     | 1185486 | 2742384 |
| 2011-12                  | 2763        | 2734   | 5497 | 2180       | 1552   | 3732 | 1771548     | 1406264 | 3177812 |
| 2010-11                  | 2784        | 3468   | 6252 | 3149       | 1833   | 4982 | 1877088     | 1355853 | 3232941 |
| <b>Manipur</b>           |             |        |      |            |        |      |             |         |         |
| 2015-16                  | 45          | 86     | 131  |            |        |      | 46993       | 46279   | 93272   |
| 2014-15                  | 64          | 101    | 165  |            |        |      | 49059       | 48164   | 97223   |
| 2013-14                  | 51          | 108    | 159  |            |        |      | 50441       | 52747   | 103188  |
| 2012-13                  | 34          | 93     | 127  |            |        |      | 42056       | 41578   | 83634   |
| 2011-12                  | 51          | 162    | 213  | 10         | 21     | 31   | 42466       | 43703   | 86169   |
| 2010-11                  | 4           | 6      | 10   | 11         | 20     | 31   | 61997       | 54582   | 116579  |

**Table 44. Enrolment at various levels through Regular mode during last 6 years**

| State             | Ph.D. |        |      | M.Phil. |        |      | Post Graduate |        |        |
|-------------------|-------|--------|------|---------|--------|------|---------------|--------|--------|
|                   | Male  | Female | Both | Male    | Female | Both | Male          | Female | Both   |
| <b>Meghalaya</b>  |       |        |      |         |        |      |               |        |        |
| 2015-16           | 382   | 428    | 810  | 61      | 142    | 203  | 1976          | 2492   | 4468   |
| 2014-15           | 425   | 398    | 823  | 31      | 43     | 74   | 1780          | 2234   | 4014   |
| 2013-14           | 257   | 288    | 545  | 26      | 24     | 50   | 1341          | 2124   | 3465   |
| 2012-13           | 145   | 147    | 292  | 27      | 25     | 52   | 1295          | 1720   | 3015   |
| 2011-12           | 171   | 131    | 302  | 25      | 34     | 59   | 1413          | 1801   | 3214   |
| 2010-11           | 354   | 412    | 766  | 23      | 33     | 56   | 1265          | 1811   | 3076   |
| <b>Mizoram</b>    |       |        |      |         |        |      |               |        |        |
| 2015-16           | 287   | 268    | 555  | 48      | 76     | 124  | 911           | 890    | 1801   |
| 2014-15           | 38    | 35     | 73   | 14      | 24     | 38   | 831           | 715    | 1546   |
| 2013-14           | 188   | 223    | 411  | 34      | 57     | 91   | 733           | 640    | 1373   |
| 2012-13           | 61    | 87     | 148  | 20      | 36     | 56   | 664           | 563    | 1227   |
| 2011-12           | 57    | 71     | 128  | 8       | 23     | 31   | 572           | 513    | 1085   |
| 2010-11           | 34    | 29     | 63   | 10      | 25     | 35   | 540           | 452    | 992    |
| <b>Nagaland</b>   |       |        |      |         |        |      |               |        |        |
| 2015-16           | 87    | 74     | 161  |         |        |      | 662           | 1157   | 1819   |
| 2014-15           | 97    | 100    | 197  |         |        |      | 637           | 1031   | 1668   |
| 2013-14           | 53    | 57     | 110  |         |        |      | 541           | 887    | 1428   |
| 2012-13           | 67    | 60     | 127  |         |        |      | 527           | 498    | 1025   |
| 2011-12           | 49    | 58     | 107  | 3       | 5      | 8    | 491           | 480    | 971    |
| 2010-11           | 76    | 81     | 157  |         | 12     | 12   | 352           | 496    | 848    |
| <b>Odisha</b>     |       |        |      |         |        |      |               |        |        |
| 2015-16           | 1348  | 1277   | 2625 | 427     | 674    | 1101 | 23938         | 21490  | 45428  |
| 2014-15           | 953   | 651    | 1604 | 445     | 635    | 1080 | 20497         | 19050  | 39547  |
| 2013-14           | 676   | 210    | 886  | 365     | 549    | 914  | 17818         | 19046  | 36864  |
| 2012-13           | 772   | 767    | 1539 | 354     | 525    | 879  | 21366         | 18611  | 39977  |
| 2011-12           | 784   | 333    | 1117 | 761     | 769    | 1530 | 22136         | 18871  | 41007  |
| 2010-11           | 367   | 162    | 529  | 760     | 662    | 1422 | 24092         | 16612  | 40704  |
| <b>Puducherry</b> |       |        |      |         |        |      |               |        |        |
| 2015-16           | 617   | 315    | 932  | 10      | 50     | 60   | 4191          | 3943   | 8134   |
| 2014-15           | 302   | 214    | 516  | 14      | 61     | 75   | 4700          | 4187   | 8887   |
| 2013-14           | 360   | 192    | 552  | 19      | 54     | 73   | 4908          | 4228   | 9136   |
| 2012-13           | 300   | 169    | 469  | 24      | 57     | 81   | 4429          | 3742   | 8171   |
| 2011-12           | 257   | 124    | 381  | 205     | 137    | 342  | 4204          | 3014   | 7218   |
| 2010-11           | 2147  | 1287   | 3434 | 21      | 25     | 46   | 1741          | 1458   | 3199   |
| <b>Punjab</b>     |       |        |      |         |        |      |               |        |        |
| 2015-16           | 2048  | 2632   | 4680 | 545     | 681    | 1226 | 30613         | 65842  | 96455  |
| 2014-15           | 1884  | 2116   | 4000 | 414     | 519    | 933  | 30353         | 61282  | 91635  |
| 2013-14           | 1124  | 1115   | 2239 | 406     | 549    | 955  | 30455         | 60989  | 91444  |
| 2012-13           | 1046  | 1072   | 2118 | 304     | 436    | 740  | 25979         | 53706  | 79685  |
| 2011-12           | 961   | 993    | 1954 | 200     | 416    | 616  | 25376         | 48276  | 73652  |
| 2010-11           | 892   | 1020   | 1912 | 140     | 292    | 432  | 24023         | 30002  | 54025  |
| <b>Rajasthan</b>  |       |        |      |         |        |      |               |        |        |
| 2015-16           | 1789  | 2345   | 4134 | 349     | 260    | 609  | 59351         | 80296  | 139647 |
| 2014-15           | 2314  | 2380   | 4694 | 323     | 173    | 496  | 53164         | 68719  | 121883 |
| 2013-14           | 2144  | 2317   | 4461 | 401     | 352    | 753  | 49628         | 74949  | 124577 |
| 2012-13           | 2293  | 3008   | 5301 | 660     | 622    | 1282 | 62907         | 53559  | 116466 |
| 2011-12           | 1861  | 1419   | 3280 | 537     | 359    | 896  | 63037         | 56467  | 119504 |
| 2010-11           | 2193  | 1433   | 3626 | 130     | 176    | 306  | 57888         | 55295  | 113183 |
| <b>Sikkim</b>     |       |        |      |         |        |      |               |        |        |
| 2015-16           | 27    | 31     | 58   | 68      | 74     | 142  | 683           | 894    | 1577   |
| 2014-15           | 20    | 13     | 33   | 65      | 73     | 138  | 730           | 873    | 1603   |
| 2013-14           | 9     | 10     | 19   | 48      | 40     | 88   | 633           | 718    | 1351   |
| 2012-13           | 10    | 7      | 17   | 39      | 32     | 71   | 440           | 416    | 856    |
| 2011-12           |       |        |      | 27      | 23     | 50   | 455           | 360    | 815    |
| 2010-11           |       |        |      |         |        |      | 347           | 265    | 612    |

**Table 44. Enrolment at various levels through Regular mode during last 6 years**

| State             | Under Graduate |        |         | PG Diploma |        |      | Diploma |        |        |
|-------------------|----------------|--------|---------|------------|--------|------|---------|--------|--------|
|                   | Male           | Female | Both    | Male       | Female | Both | Male    | Female | Both   |
| <b>Meghalaya</b>  |                |        |         |            |        |      |         |        |        |
| 2015-16           | 27683          | 28075  | 55758   | 21         | 26     | 47   | 479     | 755    | 1234   |
| 2014-15           | 27431          | 29047  | 56478   | 25         | 31     | 56   | 362     | 1047   | 1409   |
| 2013-14           | 27912          | 25641  | 53553   | 31         | 31     | 62   | 391     | 1001   | 1392   |
| 2012-13           | 26814          | 28158  | 54972   | 43         | 25     | 68   | 800     | 1206   | 2006   |
| 2011-12           | 23660          | 27377  | 51037   | 46         | 38     | 84   | 574     | 1026   | 1600   |
| 2010-11           | 24432          | 30555  | 54987   | 67         | 63     | 130  | 574     | 907    | 1481   |
| <b>Mizoram</b>    |                |        |         |            |        |      |         |        |        |
| 2015-16           | 10458          | 9331   | 19789   |            |        |      | 1386    | 1292   | 2678   |
| 2014-15           | 10370          | 9827   | 20197   |            |        |      | 539     | 898    | 1437   |
| 2013-14           | 10255          | 9194   | 19449   |            |        |      | 419     | 924    | 1343   |
| 2012-13           | 10401          | 9882   | 20283   |            |        |      | 357     | 923    | 1280   |
| 2011-12           | 9346           | 8214   | 17560   |            |        |      | 382     | 879    | 1261   |
| 2010-11           | 10508          | 9481   | 19989   |            |        |      | 339     | 931    | 1270   |
| <b>Nagaland</b>   |                |        |         |            |        |      |         |        |        |
| 2015-16           | 13485          | 13979  | 27464   | 10         | 48     | 58   | 692     | 616    | 1308   |
| 2014-15           | 12907          | 14036  | 26943   | 10         | 54     | 64   | 736     | 568    | 1304   |
| 2013-14           | 12910          | 13543  | 26453   | 8          | 64     | 72   | 535     | 314    | 849    |
| 2012-13           | 12894          | 13258  | 26152   | 7          | 44     | 51   | 732     | 290    | 1022   |
| 2011-12           | 13778          | 14485  | 28263   |            |        |      | 134     | 176    | 310    |
| 2010-11           | 21207          | 19082  | 40289   |            |        |      | 580     | 296    | 876    |
| <b>Odisha</b>     |                |        |         |            |        |      |         |        |        |
| 2015-16           | 370323         | 342208 | 712531  | 421        | 220    | 641  | 76364   | 24113  | 100477 |
| 2014-15           | 340825         | 312227 | 653052  | 352        | 125    | 477  | 68094   | 16993  | 85087  |
| 2013-14           | 315849         | 292379 | 608228  | 1033       | 460    | 1493 | 59298   | 11985  | 71283  |
| 2012-13           | 336367         | 282840 | 619207  | 933        | 311    | 1244 | 49883   | 9520   | 59403  |
| 2011-12           | 326577         | 307659 | 634236  | 596        | 180    | 776  | 54033   | 9603   | 63636  |
| 2010-11           | 338550         | 295808 | 634358  | 621        | 193    | 814  | 59433   | 11456  | 70889  |
| <b>Puducherry</b> |                |        |         |            |        |      |         |        |        |
| 2015-16           | 19979          | 22806  | 42785   | 208        | 102    | 310  | 3501    | 1311   | 4812   |
| 2014-15           | 20537          | 23671  | 44208   | 42         | 22     | 64   | 4261    | 1298   | 5559   |
| 2013-14           | 19868          | 22529  | 42397   | 364        | 167    | 531  | 5005    | 1435   | 6440   |
| 2012-13           | 17460          | 20314  | 37774   | 176        | 128    | 304  | 4632    | 1782   | 6414   |
| 2011-12           | 15985          | 18733  | 34718   | 93         | 43     | 136  | 3886    | 1627   | 5513   |
| 2010-11           | 16808          | 18767  | 35575   | 15         | 4      | 19   | 3386    | 1477   | 4863   |
| <b>Punjab</b>     |                |        |         |            |        |      |         |        |        |
| 2015-16           | 305019         | 287436 | 592455  | 2800       | 3895   | 6695 | 89693   | 40620  | 130313 |
| 2014-15           | 294730         | 289953 | 584683  | 1838       | 3010   | 4848 | 92954   | 37443  | 130397 |
| 2013-14           | 280837         | 312255 | 593092  | 1558       | 2885   | 4443 | 84020   | 22393  | 106413 |
| 2012-13           | 265222         | 301745 | 566967  | 1224       | 1859   | 3083 | 85952   | 20587  | 106539 |
| 2011-12           | 279077         | 289947 | 569024  | 775        | 1324   | 2099 | 83596   | 17021  | 100617 |
| 2010-11           | 263622         | 157908 | 421530  | 414        | 619    | 1033 | 72975   | 13424  | 86399  |
| <b>Rajasthan</b>  |                |        |         |            |        |      |         |        |        |
| 2015-16           | 766276         | 634243 | 1400519 | 2253       | 2268   | 4521 | 85272   | 12848  | 98120  |
| 2014-15           | 757609         | 609538 | 1367147 | 2431       | 1232   | 3663 | 93096   | 11927  | 105023 |
| 2013-14           | 764480         | 597522 | 1362002 | 1766       | 967    | 2733 | 74431   | 9988   | 84419  |
| 2012-13           | 772335         | 489095 | 1261430 | 2380       | 1515   | 3895 | 44351   | 9633   | 53984  |
| 2011-12           | 746853         | 511682 | 1258535 | 2394       | 1225   | 3619 | 38293   | 8509   | 46802  |
| 2010-11           | 791025         | 507493 | 1298518 | 1058       | 712    | 1770 | 29473   | 6226   | 35699  |
| <b>Sikkim</b>     |                |        |         |            |        |      |         |        |        |
| 2015-16           | 7287           | 6384   | 13671   | 1          |        | 1    | 728     | 470    | 1198   |
| 2014-15           | 6602           | 5920   | 12522   | 1          |        | 1    | 805     | 552    | 1357   |
| 2013-14           | 6080           | 5171   | 11251   |            |        |      | 842     | 534    | 1376   |
| 2012-13           | 4846           | 4936   | 9782    |            |        |      | 573     | 389    | 962    |
| 2011-12           | 7354           | 6496   | 13850   |            |        |      | 490     | 242    | 732    |
| 2010-11           | 5210           | 5260   | 10470   |            |        |      | 719     | 176    | 895    |

**Table 44. Enrolment at various levels through Regular mode during last 6 years**

| State             | Certificate |        |      | Integrated |        |       | Grand Total |        |         |
|-------------------|-------------|--------|------|------------|--------|-------|-------------|--------|---------|
|                   | Male        | Female | Both | Male       | Female | Both  | Male        | Female | Both    |
| <b>Meghalaya</b>  |             |        |      |            |        |       |             |        |         |
| 2015-16           |             |        |      | 8          | 5      | 13    | 30610       | 31923  | 62533   |
| 2014-15           |             |        |      |            |        |       | 30054       | 32800  | 62854   |
| 2013-14           | 1           |        | 1    |            |        |       | 29959       | 29109  | 59068   |
| 2012-13           | 59          | 2      | 61   |            |        |       | 29183       | 31283  | 60466   |
| 2011-12           | 4           | 2      | 6    |            |        |       | 25893       | 30409  | 56302   |
| 2010-11           | 4           | 1      | 5    | 115        | 173    | 288   | 26834       | 33955  | 60789   |
| <b>Mizoram</b>    |             |        |      |            |        |       |             |        |         |
| 2015-16           | 7           | 20     | 27   | 40         | 22     | 62    | 13137       | 11899  | 25036   |
| 2014-15           | 9           | 16     | 25   | 16         | 16     | 32    | 11817       | 11531  | 23348   |
| 2013-14           | 3           | 18     | 21   |            |        |       | 11632       | 11056  | 22688   |
| 2012-13           | 5           | 20     | 25   |            |        |       | 11508       | 11511  | 23019   |
| 2011-12           | 2           | 6      | 8    |            |        |       | 10367       | 9706   | 20073   |
| 2010-11           |             |        |      |            |        |       | 11431       | 10918  | 22349   |
| <b>Nagaland</b>   |             |        |      |            |        |       |             |        |         |
| 2015-16           |             |        |      | 11         |        | 11    | 14947       | 15874  | 30821   |
| 2014-15           |             |        |      | 9          |        | 9     | 14396       | 15789  | 30185   |
| 2013-14           |             |        |      |            |        |       | 14047       | 14865  | 28912   |
| 2012-13           |             |        |      |            |        |       | 14227       | 14150  | 28377   |
| 2011-12           |             |        |      |            |        |       | 14455       | 15204  | 29659   |
| 2010-11           |             |        |      |            |        |       | 22215       | 19967  | 42182   |
| <b>Odisha</b>     |             |        |      |            |        |       |             |        |         |
| 2015-16           | 3416        | 5375   | 8791 | 1839       | 1777   | 3616  | 478076      | 397134 | 875210  |
| 2014-15           | 3590        | 3652   | 7242 | 1539       | 1464   | 3003  | 436295      | 354797 | 791092  |
| 2013-14           | 2153        | 3118   | 5271 | 954        | 1147   | 2101  | 398146      | 328894 | 727040  |
| 2012-13           | 1930        | 2629   | 4559 | 408        | 266    | 674   | 412013      | 315469 | 727482  |
| 2011-12           | 1911        | 2409   | 4320 | 277        | 141    | 418   | 407075      | 339965 | 747040  |
| 2010-11           | 1967        | 2033   | 4000 | 200        | 118    | 318   | 425990      | 327044 | 753034  |
| <b>Puducherry</b> |             |        |      |            |        |       |             |        |         |
| 2015-16           | 2           |        | 2    | 724        | 564    | 1288  | 29232       | 29091  | 58323   |
| 2014-15           |             | 45     | 45   | 469        | 460    | 929   | 30325       | 29958  | 60283   |
| 2013-14           | 254         | 308    | 562  | 586        | 439    | 1025  | 31364       | 29352  | 60716   |
| 2012-13           |             | 120    | 120  | 391        | 314    | 705   | 27412       | 26626  | 54038   |
| 2011-12           | 24          | 165    | 189  | 511        | 367    | 878   | 25165       | 24210  | 49375   |
| 2010-11           |             | 160    | 160  |            |        |       | 24118       | 23178  | 47296   |
| <b>Punjab</b>     |             |        |      |            |        |       |             |        |         |
| 2015-16           | 845         | 1137   | 1982 | 3687       | 3123   | 6810  | 435250      | 405366 | 840616  |
| 2014-15           | 913         | 1194   | 2107 | 3374       | 2575   | 5949  | 426460      | 398092 | 824552  |
| 2013-14           | 962         | 890    | 1852 | 8404       | 3031   | 11435 | 407766      | 404107 | 811873  |
| 2012-13           | 1186        | 765    | 1951 | 6163       | 1972   | 8135  | 387076      | 382142 | 769218  |
| 2011-12           | 1090        | 595    | 1685 | 927        | 614    | 1541  | 392002      | 359186 | 751188  |
| 2010-11           | 1037        | 644    | 1681 | 502        | 257    | 759   | 363605      | 204166 | 567771  |
| <b>Rajasthan</b>  |             |        |      |            |        |       |             |        |         |
| 2015-16           | 2481        | 2746   | 5227 | 5269       | 3331   | 8600  | 923040      | 738337 | 1661377 |
| 2014-15           | 2450        | 2408   | 4858 | 5685       | 3120   | 8805  | 917072      | 699497 | 1616569 |
| 2013-14           | 1965        | 2387   | 4352 | 4049       | 2459   | 6508  | 898864      | 690941 | 1589805 |
| 2012-13           | 3961        | 5126   | 9087 | 3566       | 1981   | 5547  | 892453      | 564539 | 1456992 |
| 2011-12           | 3907        | 4959   | 8866 | 4227       | 1899   | 6126  | 861109      | 586519 | 1447628 |
| 2010-11           | 3435        | 4286   | 7721 | 449        | 688    | 1137  | 885651      | 576309 | 1461960 |
| <b>Sikkim</b>     |             |        |      |            |        |       |             |        |         |
| 2015-16           | 11          | 52     | 63   | 304        | 293    | 597   | 9109        | 8198   | 17307   |
| 2014-15           | 10          | 28     | 38   | 340        | 324    | 664   | 8573        | 7783   | 16356   |
| 2013-14           |             | 20     | 20   | 261        | 288    | 549   | 7873        | 6781   | 14654   |
| 2012-13           |             | 40     | 40   | 184        | 213    | 397   | 6092        | 6033   | 12125   |
| 2011-12           |             |        |      | 142        | 164    | 306   | 8468        | 7285   | 15753   |
| 2010-11           |             |        |      | 80         | 110    | 190   | 6356        | 5811   | 12167   |

**Table 44. Enrolment at various levels through Regular mode during last 6 years**

| State                | Ph.D. |        |       | M.Phil. |        |       | Post Graduate |        |        |
|----------------------|-------|--------|-------|---------|--------|-------|---------------|--------|--------|
|                      | Male  | Female | Both  | Male    | Female | Both  | Male          | Female | Both   |
| <b>Tamil Nadu</b>    |       |        |       |         |        |       |               |        |        |
| 2015-16              | 13059 | 9162   | 22221 | 6405    | 13104  | 19509 | 106645        | 159301 | 265946 |
| 2014-15              | 11253 | 7753   | 19006 | 5539    | 10709  | 16248 | 117273        | 158484 | 275757 |
| 2013-14              | 10536 | 7052   | 17588 | 4680    | 9185   | 13865 | 125856        | 154348 | 280204 |
| 2012-13              | 8555  | 6502   | 15057 | 5080    | 8735   | 13815 | 132713        | 148598 | 281311 |
| 2011-12              | 7092  | 5486   | 12578 | 4688    | 8144   | 12832 | 125476        | 131659 | 257135 |
| 2010-11              | 4925  | 3070   | 7995  | 1847    | 2765   | 4612  | 94066         | 82216  | 176282 |
| <b>Telangana</b>     |       |        |       |         |        |       |               |        |        |
| 2015-16              | 2710  | 1423   | 4133  | 368     | 215    | 583   | 90137         | 73250  | 163387 |
| 2014-15              | 2972  | 1624   | 4596  | 254     | 174    | 428   | 97857         | 72794  | 170651 |
| 2013-14              | 2808  | 1477   | 4285  | 416     | 274    | 690   | 94086         | 68787  | 162873 |
| 2012-13              | 3092  | 1651   | 4743  | 419     | 228    | 647   | 95530         | 63898  | 159428 |
| <b>Tripura</b>       |       |        |       |         |        |       |               |        |        |
| 2015-16              | 289   | 183    | 472   |         |        |       | 2288          | 1375   | 3663   |
| 2014-15              | 196   | 110    | 306   |         |        |       | 2082          | 1330   | 3412   |
| 2013-14              | 222   | 145    | 367   |         |        |       | 1797          | 1274   | 3071   |
| 2012-13              | 88    | 60     | 148   |         |        |       | 1324          | 1171   | 2495   |
| 2011-12              | 128   | 104    | 232   |         |        |       | 1162          | 1025   | 2187   |
| 2010-11              | 81    | 30     | 111   |         |        |       | 984           | 945    | 1929   |
| <b>Uttar Pradesh</b> |       |        |       |         |        |       |               |        |        |
| 2015-16              | 7815  | 3737   | 11552 | 841     | 463    | 1304  | 213038        | 289187 | 502225 |
| 2014-15              | 7142  | 3746   | 10888 | 700     | 612    | 1312  | 192715        | 238101 | 430816 |
| 2013-14              | 7216  | 3607   | 10823 | 598     | 727    | 1325  | 179291        | 215550 | 394841 |
| 2012-13              | 5563  | 3025   | 8588  | 533     | 566    | 1099  | 170826        | 184566 | 355392 |
| 2011-12              | 5127  | 2500   | 7627  | 758     | 618    | 1376  | 186329        | 175967 | 362296 |
| 2010-11              | 4207  | 2105   | 6312  | 645     | 576    | 1221  | 124346        | 139636 | 263982 |
| <b>Uttrakhand</b>    |       |        |       |         |        |       |               |        |        |
| 2015-16              | 2104  | 1255   | 3359  | 10      | 11     | 21    | 21194         | 24952  | 46146  |
| 2014-15              | 2159  | 832    | 2991  | 9       | 7      | 16    | 21566         | 22555  | 44121  |
| 2013-14              | 2245  | 810    | 3055  | 9       | 4      | 13    | 18719         | 21706  | 40425  |
| 2012-13              | 1493  | 769    | 2262  | 7       | 4      | 11    | 21031         | 23392  | 44423  |
| 2011-12              | 792   | 533    | 1325  | 7       | 7      | 14    | 25954         | 26804  | 52758  |
| 2010-11              | 1821  | 832    | 2653  | 3       | 11     | 14    | 24115         | 25965  | 50080  |
| <b>West Bengal</b>   |       |        |       |         |        |       |               |        |        |
| 2015-16              | 3973  | 1945   | 5918  | 800     | 619    | 1419  | 37261         | 33429  | 70690  |
| 2014-15              | 3257  | 1590   | 4847  | 668     | 345    | 1013  | 38275         | 32467  | 70742  |
| 2013-14              | 2842  | 1368   | 4210  | 595     | 404    | 999   | 36062         | 28164  | 64226  |
| 2012-13              | 2351  | 948    | 3299  | 381     | 433    | 814   | 32733         | 26721  | 59454  |
| 2011-12              | 1968  | 905    | 2873  | 436     | 695    | 1131  | 34468         | 28539  | 63007  |
| 2010-11              | 2004  | 847    | 2851  | 651     | 749    | 1400  | 39148         | 27096  | 66244  |

**Table 44. Enrolment at various levels through Regular mode during last 6 years**

| State                | Under Graduate |         |         | PG Diploma |        |       | Diploma |        |        |
|----------------------|----------------|---------|---------|------------|--------|-------|---------|--------|--------|
|                      | Male           | Female  | Both    | Male       | Female | Both  | Male    | Female | Both   |
| <b>Tamil Nadu</b>    |                |         |         |            |        |       |         |        |        |
| 2015-16              | 1010296        | 1034481 | 2044777 | 2090       | 1594   | 3684  | 320452  | 65781  | 386233 |
| 2014-15              | 993845         | 1036634 | 2030479 | 2733       | 1814   | 4547  | 337558  | 71996  | 409554 |
| 2013-14              | 965751         | 971972  | 1937723 | 2864       | 1762   | 4626  | 346176  | 70896  | 417072 |
| 2012-13              | 930337         | 920032  | 1850369 | 2296       | 1499   | 3795  | 354912  | 79246  | 434158 |
| 2011-12              | 873235         | 848511  | 1721746 | 2126       | 1234   | 3360  | 339514  | 87532  | 427046 |
| 2010-11              | 651917         | 565404  | 1217321 | 390        | 216    | 606   | 319322  | 57641  | 376963 |
| <b>Telangana</b>     |                |         |         |            |        |       |         |        |        |
| 2015-16              | 542998         | 475884  | 1018882 | 811        | 514    | 1325  | 57124   | 37316  | 94440  |
| 2014-15              | 550248         | 476823  | 1027071 | 1021       | 589    | 1610  | 41733   | 29622  | 71355  |
| 2013-14              | 547597         | 469846  | 1017443 | 843        | 587    | 1430  | 28385   | 31248  | 59633  |
| 2012-13              | 538824         | 424503  | 963327  | 645        | 308    | 953   | 25014   | 31110  | 56124  |
| <b>Tripura</b>       |                |         |         |            |        |       |         |        |        |
| 2015-16              | 31462          | 23885   | 55347   | 41         | 28     | 69    | 1852    | 1453   | 3305   |
| 2014-15              | 31380          | 22630   | 54010   | 51         | 22     | 73    | 1361    | 1463   | 2824   |
| 2013-14              | 27972          | 20405   | 48377   | 98         | 90     | 188   | 1262    | 1323   | 2585   |
| 2012-13              | 26908          | 19464   | 46372   | 134        | 103    | 237   | 1143    | 1366   | 2509   |
| 2011-12              | 23666          | 16931   | 40597   | 109        | 90     | 199   | 988     | 1181   | 2169   |
| 2010-11              | 22255          | 15364   | 37619   | 50         | 44     | 94    | 1005    | 1361   | 2366   |
| <b>Uttar Pradesh</b> |                |         |         |            |        |       |         |        |        |
| 2015-16              | 2671168        | 2432682 | 5103850 | 9498       | 5518   | 15016 | 156092  | 64024  | 220116 |
| 2014-15              | 2724869        | 2510136 | 5235005 | 8765       | 5263   | 14028 | 145030  | 58450  | 203480 |
| 2013-14              | 2250251        | 2230665 | 4480916 | 5194       | 2810   | 8004  | 71846   | 28719  | 100565 |
| 2012-13              | 2070558        | 1951528 | 4022086 | 3012       | 1811   | 4823  | 42998   | 22646  | 65644  |
| 2011-12              | 1904398        | 1605483 | 3509881 | 2195       | 1210   | 3405  | 29804   | 15778  | 45582  |
| 2010-11              | 1699061        | 1747937 | 3446998 | 2312       | 1349   | 3661  | 21541   | 6193   | 27734  |
| <b>Uttrakhand</b>    |                |         |         |            |        |       |         |        |        |
| 2015-16              | 142888         | 145922  | 288810  | 610        | 357    | 967   | 25450   | 7443   | 32893  |
| 2014-15              | 152645         | 149634  | 302279  | 315        | 255    | 570   | 22425   | 6366   | 28791  |
| 2013-14              | 147307         | 165793  | 313100  | 272        | 249    | 521   | 18634   | 5583   | 24217  |
| 2012-13              | 151254         | 161799  | 313053  | 171        | 253    | 424   | 14454   | 5524   | 19978  |
| 2011-12              | 138851         | 153328  | 292179  | 214        | 293    | 507   | 12658   | 5132   | 17790  |
| 2010-11              | 122906         | 135506  | 258412  | 212        | 236    | 448   | 8759    | 4519   | 13278  |
| <b>West Bengal</b>   |                |         |         |            |        |       |         |        |        |
| 2015-16              | 819579         | 722084  | 1541663 | 1459       | 691    | 2150  | 74607   | 26493  | 101100 |
| 2014-15              | 821472         | 701902  | 1523374 | 1439       | 626    | 2065  | 64824   | 22617  | 87441  |
| 2013-14              | 807838         | 646164  | 1454002 | 1851       | 715    | 2566  | 50733   | 12771  | 63504  |
| 2012-13              | 767893         | 596476  | 1364369 | 1620       | 457    | 2077  | 45281   | 12331  | 57612  |
| 2011-12              | 711935         | 529067  | 1241002 | 1603       | 516    | 2119  | 39153   | 11185  | 50338  |
| 2010-11              | 572244         | 441013  | 1013257 | 894        | 386    | 1280  | 15627   | 3910   | 19537  |



**Table 44. Enrolment at various levels through Regular mode during last 6 years**

| State                | Certificate |        |       | Integrated |        |       | Grand Total |         |         |
|----------------------|-------------|--------|-------|------------|--------|-------|-------------|---------|---------|
|                      | Male        | Female | Both  | Male       | Female | Both  | Male        | Female  | Both    |
| <b>Tamil Nadu</b>    |             |        |       |            |        |       |             |         |         |
| 2015-16              | 1897        | 7349   | 9246  | 6591       | 5249   | 11840 | 1467435     | 1296021 | 2763456 |
| 2014-15              | 1765        | 6738   | 8503  | 5212       | 3977   | 9189  | 1475178     | 1298105 | 2773283 |
| 2013-14              | 1630        | 5788   | 7418  | 6542       | 4607   | 11149 | 1464035     | 1225610 | 2689645 |
| 2012-13              | 2011        | 5898   | 7909  | 4824       | 3308   | 8132  | 1440728     | 1173818 | 2614546 |
| 2011-12              | 3878        | 5769   | 9647  | 4828       | 3009   | 7837  | 1360837     | 1091344 | 2452181 |
| 2010-11              | 2115        | 4500   | 6615  | 6272       | 3670   | 9942  | 1080854     | 719482  | 1800336 |
| <b>Telangana</b>     |             |        |       |            |        |       |             |         |         |
| 2015-16              | 235         | 499    | 734   | 3006       | 2158   | 5164  | 795790      | 678445  | 1474235 |
| 2014-15              | 261         | 513    | 774   | 2874       | 2084   | 4958  | 803391      | 675697  | 1479088 |
| 2013-14              | 308         | 556    | 864   | 2563       | 1679   | 4242  | 800353      | 669131  | 1469484 |
| 2012-13              | 510         | 1140   | 1650  | 2313       | 1651   | 3964  | 666347      | 524489  | 1190836 |
| <b>Tripura</b>       |             |        |       |            |        |       |             |         |         |
| 2015-16              | 130         | 81     | 211   | 238        | 160    | 398   | 36300       | 27165   | 63465   |
| 2014-15              | 49          | 70     | 119   | 142        | 99     | 241   | 35261       | 25724   | 60985   |
| 2013-14              |             |        |       | 110        | 95     | 205   | 31461       | 23332   | 54793   |
| 2012-13              |             |        |       | 27         | 45     | 72    | 29624       | 22209   | 51833   |
| 2011-12              |             |        |       |            |        |       | 26053       | 19331   | 45384   |
| 2010-11              | 243         | 79     | 322   |            |        |       | 24618       | 17823   | 42441   |
| <b>Uttar Pradesh</b> |             |        |       |            |        |       |             |         |         |
| 2015-16              | 13412       | 13174  | 26586 | 14586      | 6727   | 21313 | 3086450     | 2815512 | 5901962 |
| 2014-15              | 11778       | 11372  | 23150 | 14430      | 6868   | 21298 | 3105429     | 2834548 | 5939977 |
| 2013-14              | 11650       | 10991  | 22641 | 10159      | 4439   | 14598 | 2536205     | 2497508 | 5033713 |
| 2012-13              | 11477       | 10807  | 22284 | 8311       | 3589   | 11900 | 2313278     | 2178538 | 4491816 |
| 2011-12              | 10690       | 9508   | 20198 | 6085       | 2870   | 8955  | 2145386     | 1813934 | 3959320 |
| 2010-11              | 8957        | 7820   | 16777 | 3236       | 1249   | 4485  | 1864305     | 1906865 | 3771170 |
| <b>Uttrakhand</b>    |             |        |       |            |        |       |             |         |         |
| 2015-16              | 99          | 57     | 156   | 2316       | 1266   | 3582  | 194671      | 181263  | 375934  |
| 2014-15              | 144         | 99     | 243   | 2081       | 1007   | 3088  | 201344      | 180755  | 382099  |
| 2013-14              | 289         | 218    | 507   | 1358       | 611    | 1969  | 188833      | 194974  | 383807  |
| 2012-13              | 641         | 461    | 1102  | 1256       | 395    | 1651  | 190307      | 192597  | 382904  |
| 2011-12              | 1067        | 852    | 1919  | 1055       | 306    | 1361  | 180598      | 187255  | 367853  |
| 2010-11              | 1668        | 1627   | 3295  | 20         | 24     | 44    | 159504      | 168720  | 328224  |
| <b>West Bengal</b>   |             |        |       |            |        |       |             |         |         |
| 2015-16              | 3168        | 3754   | 6922  | 6364       | 2381   | 8745  | 947211      | 791396  | 1738607 |
| 2014-15              | 3082        | 3712   | 6794  | 8677       | 2147   | 10824 | 941694      | 765406  | 1707100 |
| 2013-14              | 1878        | 1270   | 3148  | 7276       | 3039   | 10315 | 909075      | 693895  | 1602970 |
| 2012-13              | 2155        | 1774   | 3929  | 4744       | 1326   | 6070  | 857158      | 640466  | 1497624 |
| 2011-12              | 2418        | 1839   | 4257  | 2020       | 1009   | 3029  | 794001      | 573755  | 1367756 |
| 2010-11              | 658         | 622    | 1280  | 1516       | 509    | 2025  | 632742      | 475132  | 1107874 |

Table 45. Category-wise Enrolment during last 5 years

| State                                | All      |          |          | SCHEDULED CASTE |         |         |
|--------------------------------------|----------|----------|----------|-----------------|---------|---------|
|                                      | Male     | Female   | Both     | Male            | Female  | Both    |
| <b>India</b>                         |          |          |          |                 |         |         |
| 2015-16                              | 18594723 | 15990058 | 34584781 | 2606117         | 2204197 | 4810314 |
| 2014-15                              | 18488619 | 15723018 | 34211637 | 2504463         | 2102203 | 4606666 |
| 2013-14                              | 17495394 | 14840840 | 32336234 | 2290173         | 1948034 | 4238207 |
| 2012-13                              | 16617294 | 13535123 | 30152417 | 2119261         | 1728681 | 3847942 |
| 2011-12                              | 16173473 | 13010858 | 29184331 | 1981164         | 1590910 | 3572074 |
| <b>Andaman &amp; Nicobar Islands</b> |          |          |          |                 |         |         |
| 2015-16                              | 5344     | 5680     | 11024    | 49              | 19      | 68      |
| 2014-15                              | 5166     | 5503     | 10669    | 68              | 21      | 89      |
| 2013-14                              | 5605     | 5896     | 11501    | 62              | 23      | 85      |
| 2012-13                              | 4063     | 4762     | 8825     | 36              | 26      | 62      |
| 2011-12                              | 2461     | 2797     | 5258     | 16              | 11      | 27      |
| <b>Andhra Pradesh</b>                |          |          |          |                 |         |         |
| 2015-16                              | 969200   | 755338   | 1724538  | 146454          | 117688  | 264142  |
| 2014-15                              | 993436   | 773650   | 1767086  | 149693          | 120103  | 269796  |
| 2013-14                              | 998575   | 762410   | 1760985  | 125125          | 120115  | 245240  |
| 2012-13                              | 896270   | 678374   | 1574644  | 131403          | 106237  | 237640  |
| 2011-12                              | 1681108  | 1316929  | 2998037  | 248593          | 201862  | 450455  |
| <b>Arunachal Pradesh</b>             |          |          |          |                 |         |         |
| 2015-16                              | 23381    | 23071    | 46452    | 540             | 364     | 904     |
| 2014-15                              | 23378    | 22738    | 46116    | 455             | 314     | 769     |
| 2013-14                              | 21086    | 21819    | 42905    | 291             | 208     | 499     |
| 2012-13                              | 15145    | 16307    | 31452    | 189             | 87      | 276     |
| 2011-12                              | 18767    | 16711    | 35478    | 252             | 103     | 355     |
| <b>Assam</b>                         |          |          |          |                 |         |         |
| 2015-16                              | 292856   | 278099   | 570955   | 24703           | 22120   | 46823   |
| 2014-15                              | 276484   | 269781   | 546265   | 22509           | 20681   | 43190   |
| 2013-14                              | 295026   | 284001   | 579027   | 24436           | 21865   | 46301   |
| 2012-13                              | 250951   | 253687   | 504638   | 20146           | 19115   | 39261   |
| 2011-12                              | 260453   | 272580   | 533033   | 17880           | 16402   | 34282   |
| <b>Bihar</b>                         |          |          |          |                 |         |         |
| 2015-16                              | 928658   | 674202   | 1602860  | 96535           | 59270   | 155805  |
| 2014-15                              | 883248   | 646603   | 1529851  | 84577           | 53152   | 137729  |
| 2013-14                              | 817820   | 585127   | 1402947  | 84671           | 51507   | 136178  |
| 2012-13                              | 814824   | 572439   | 1387263  | 84520           | 51074   | 135594  |
| 2011-12                              | 784428   | 524163   | 1308591  | 75999           | 45881   | 121880  |
| <b>Chandigarh</b>                    |          |          |          |                 |         |         |
| 2015-16                              | 49122    | 50870    | 99992    | 5343            | 5644    | 10987   |
| 2014-15                              | 47086    | 46383    | 93469    | 4897            | 4646    | 9543    |
| 2013-14                              | 44871    | 44140    | 89011    | 3739            | 3855    | 7594    |
| 2012-13                              | 45462    | 37615    | 83077    | 3807            | 3179    | 6986    |
| 2011-12                              | 27608    | 33629    | 61237    | 2339            | 2872    | 5211    |
| <b>Chhatisgarh</b>                   |          |          |          |                 |         |         |
| 2015-16                              | 240872   | 225158   | 466030   | 32238           | 28278   | 60516   |
| 2014-15                              | 233938   | 213977   | 447915   | 30872           | 25320   | 56192   |
| 2013-14                              | 226279   | 198981   | 425260   | 26614           | 21453   | 48067   |
| 2012-13                              | 199700   | 175966   | 375666   | 23857           | 19089   | 42946   |
| 2011-12                              | 165222   | 150786   | 316008   | 17789           | 14496   | 32285   |
| <b>Dadra &amp; Nagar Haveli</b>      |          |          |          |                 |         |         |
| 2015-16                              | 2909     | 2545     | 5454     | 95              | 126     | 221     |
| 2014-15                              | 2764     | 2084     | 4848     | 96              | 105     | 201     |
| 2013-14                              | 2417     | 1725     | 4142     | 98              | 74      | 172     |
| 2012-13                              | 1911     | 1411     | 3322     | 29              | 25      | 54      |
| 2011-12                              | 2074     | 1193     | 3267     | 31              | 20      | 51      |

Table 45. Category-wise Enrolment during last 5 years

| State                                | SCHEDULED TRIBE |        |         | OTHER BACKWARD CLASSES |         |          |
|--------------------------------------|-----------------|--------|---------|------------------------|---------|----------|
|                                      | Male            | Female | Both    | Male                   | Female  | Both     |
| <b>India</b>                         |                 |        |         |                        |         |          |
| 2015-16                              | 916917          | 787544 | 1704461 | 6239481                | 5434054 | 11673535 |
| 2014-15                              | 893511          | 747298 | 1640809 | 6020785                | 5236064 | 11256849 |
| 2013-14                              | 808804          | 677708 | 1486512 | 5592105                | 4871938 | 10464043 |
| 2012-13                              | 732065          | 588296 | 1320361 | 5099547                | 4316752 | 9416299  |
| 2011-12                              | 728074          | 582187 | 1310261 | 4781536                | 3990602 | 8772138  |
| <b>Andaman &amp; Nicobar Islands</b> |                 |        |         |                        |         |          |
| 2015-16                              | 185             | 228    | 413     | 1012                   | 1065    | 2077     |
| 2014-15                              | 143             | 186    | 329     | 1085                   | 1022    | 2107     |
| 2013-14                              | 118             | 167    | 285     | 908                    | 821     | 1729     |
| 2012-13                              | 67              | 164    | 231     | 379                    | 529     | 908      |
| 2011-12                              | 72              | 147    | 219     | 228                    | 251     | 479      |
| <b>Andhra Pradesh</b>                |                 |        |         |                        |         |          |
| 2015-16                              | 39407           | 32293  | 71700   | 403618                 | 289172  | 692790   |
| 2014-15                              | 40903           | 32937  | 73840   | 408254                 | 294901  | 703155   |
| 2013-14                              | 33796           | 30187  | 63983   | 346162                 | 287902  | 634064   |
| 2012-13                              | 38566           | 28362  | 66928   | 346218                 | 245374  | 591592   |
| 2011-12                              | 100320          | 69160  | 169480  | 666261                 | 492581  | 1158842  |
| <b>Arunachal Pradesh</b>             |                 |        |         |                        |         |          |
| 2015-16                              | 17997           | 19330  | 37327   | 910                    | 641     | 1551     |
| 2014-15                              | 18493           | 19328  | 37821   | 684                    | 422     | 1106     |
| 2013-14                              | 17504           | 19040  | 36544   | 623                    | 465     | 1088     |
| 2012-13                              | 12595           | 14488  | 27083   | 491                    | 250     | 741      |
| 2011-12                              | 14548           | 13562  | 28110   | 577                    | 277     | 854      |
| <b>Assam</b>                         |                 |        |         |                        |         |          |
| 2015-16                              | 45700           | 44005  | 89705   | 74470                  | 76882   | 151352   |
| 2014-15                              | 42536           | 41648  | 84184   | 67672                  | 71620   | 139292   |
| 2013-14                              | 37645           | 40778  | 78423   | 78075                  | 78667   | 156742   |
| 2012-13                              | 36438           | 39846  | 76284   | 62654                  | 71927   | 134581   |
| 2011-12                              | 34249           | 37978  | 72227   | 51280                  | 60940   | 112220   |
| <b>Bihar</b>                         |                 |        |         |                        |         |          |
| 2015-16                              | 9303            | 7627   | 16930   | 378194                 | 264113  | 642307   |
| 2014-15                              | 10539           | 7589   | 18128   | 348519                 | 246890  | 595409   |
| 2013-14                              | 8807            | 6211   | 15018   | 340216                 | 233420  | 573636   |
| 2012-13                              | 10735           | 8289   | 19024   | 314879                 | 213874  | 528753   |
| 2011-12                              | 10565           | 8644   | 19209   | 275243                 | 184426  | 459669   |
| <b>Chandigarh</b>                    |                 |        |         |                        |         |          |
| 2015-16                              | 896             | 752    | 1648    | 2651                   | 1941    | 4592     |
| 2014-15                              | 987             | 685    | 1672    | 2037                   | 1431    | 3468     |
| 2013-14                              | 852             | 677    | 1529    | 1747                   | 1050    | 2797     |
| 2012-13                              | 728             | 565    | 1293    | 1763                   | 917     | 2680     |
| 2011-12                              | 494             | 503    | 997     | 1098                   | 773     | 1871     |
| <b>Chhatisgarh</b>                   |                 |        |         |                        |         |          |
| 2015-16                              | 42138           | 42950  | 85088   | 99830                  | 88313   | 188143   |
| 2014-15                              | 40765           | 38762  | 79527   | 92609                  | 79229   | 171838   |
| 2013-14                              | 39156           | 33751  | 72907   | 82811                  | 68504   | 151315   |
| 2012-13                              | 30011           | 27291  | 57302   | 75054                  | 60380   | 135434   |
| 2011-12                              | 21350           | 20424  | 41774   | 55168                  | 46864   | 102032   |
| <b>Dadra &amp; Nagar Haveli</b>      |                 |        |         |                        |         |          |
| 2015-16                              | 902             | 760    | 1662    | 275                    | 289     | 564      |
| 2014-15                              | 791             | 558    | 1349    | 262                    | 272     | 534      |
| 2013-14                              | 576             | 448    | 1024    | 223                    | 189     | 412      |
| 2012-13                              | 379             | 167    | 546     | 93                     | 56      | 149      |
| 2011-12                              | 305             | 102    | 407     | 96                     | 75      | 171      |

Table 45. Category-wise Enrolment during last 5 years

| State                    | All    |        |         | SCHEDULED CASTE |        |        |
|--------------------------|--------|--------|---------|-----------------|--------|--------|
|                          | Male   | Female | Both    | Male            | Female | Both   |
| <b>Daman &amp; Diu</b>   |        |        |         |                 |        |        |
| 2015-16                  | 1881   | 1241   | 3122    | 118             | 111    | 229    |
| 2014-15                  | 1760   | 1240   | 3000    | 111             | 125    | 236    |
| 2013-14                  | 1374   | 997    | 2371    | 64              | 76     | 140    |
| 2012-13                  | 1191   | 856    | 2047    | 73              | 53     | 126    |
| 2011-12                  | 1014   | 756    | 1770    | 49              | 67     | 116    |
| <b>Delhi</b>             |        |        |         |                 |        |        |
| 2015-16                  | 526798 | 488078 | 1014876 | 67837           | 55555  | 123392 |
| 2014-15                  | 508282 | 452552 | 960834  | 59681           | 52655  | 112336 |
| 2013-14                  | 499670 | 439007 | 938677  | 55640           | 47261  | 102901 |
| 2012-13                  | 455697 | 395780 | 851477  | 48565           | 38388  | 86953  |
| 2011-12                  | 451785 | 372611 | 824396  | 42021           | 31156  | 73177  |
| <b>Goa</b>               |        |        |         |                 |        |        |
| 2015-16                  | 23585  | 23681  | 47266   | 481             | 429    | 910    |
| 2014-15                  | 23195  | 23262  | 46457   | 532             | 425    | 957    |
| 2013-14                  | 19490  | 23624  | 43114   | 409             | 432    | 841    |
| 2012-13                  | 17142  | 22511  | 39653   | 378             | 381    | 759    |
| 2011-12                  | 18002  | 18326  | 36328   | 325             | 362    | 687    |
| <b>Gujarat</b>           |        |        |         |                 |        |        |
| 2015-16                  | 865432 | 621697 | 1487129 | 74243           | 56010  | 130253 |
| 2014-15                  | 841400 | 593809 | 1435209 | 70044           | 52503  | 122547 |
| 2013-14                  | 811784 | 579226 | 1391010 | 67674           | 51444  | 119118 |
| 2012-13                  | 764133 | 543132 | 1307265 | 60559           | 42523  | 103082 |
| 2011-12                  | 684922 | 489824 | 1174746 | 49052           | 35874  | 84926  |
| <b>Haryana</b>           |        |        |         |                 |        |        |
| 2015-16                  | 448069 | 383590 | 831659  | 63751           | 51120  | 114871 |
| 2014-15                  | 477821 | 399892 | 877713  | 68611           | 51854  | 120465 |
| 2013-14                  | 497689 | 377284 | 874973  | 69585           | 48493  | 118078 |
| 2012-13                  | 498146 | 386218 | 884364  | 68024           | 48095  | 116119 |
| 2011-12                  | 490029 | 402923 | 892952  | 67375           | 50767  | 118142 |
| <b>Himachal Pradesh</b>  |        |        |         |                 |        |        |
| 2015-16                  | 113988 | 127717 | 241705  | 19818           | 21216  | 41034  |
| 2014-15                  | 113220 | 121697 | 234917  | 18809           | 18967  | 37776  |
| 2013-14                  | 116572 | 106701 | 223273  | 15624           | 15796  | 31420  |
| 2012-13                  | 100024 | 99141  | 199165  | 14863           | 13971  | 28834  |
| 2011-12                  | 98141  | 95913  | 194054  | 14267           | 13974  | 28241  |
| <b>Jammu and Kashmir</b> |        |        |         |                 |        |        |
| 2015-16                  | 162548 | 170008 | 332556  | 7512            | 9212   | 16724  |
| 2014-15                  | 169902 | 167986 | 337888  | 8439            | 9628   | 18067  |
| 2013-14                  | 175403 | 178684 | 354087  | 8287            | 9266   | 17553  |
| 2012-13                  | 175845 | 184454 | 360299  | 7756            | 9474   | 17230  |
| 2011-12                  | 160868 | 165486 | 326354  | 5278            | 6660   | 11938  |
| <b>Jharkhand</b>         |        |        |         |                 |        |        |
| 2015-16                  | 307010 | 274633 | 581643  | 29706           | 23112  | 52818  |
| 2014-15                  | 301846 | 270427 | 572273  | 27256           | 21564  | 48820  |
| 2013-14                  | 258259 | 224099 | 482358  | 22695           | 16843  | 39538  |
| 2012-13                  | 227965 | 211799 | 439764  | 19073           | 15003  | 34076  |
| 2011-12                  | 189319 | 166623 | 355942  | 14466           | 10192  | 24658  |
| <b>Karnataka</b>         |        |        |         |                 |        |        |
| 2015-16                  | 958378 | 899568 | 1857946 | 124945          | 113675 | 238620 |
| 2014-15                  | 986247 | 910658 | 1896905 | 128856          | 114416 | 243272 |
| 2013-14                  | 997910 | 904276 | 1902186 | 127782          | 106395 | 234177 |
| 2012-13                  | 986024 | 873555 | 1859579 | 122240          | 101144 | 223384 |
| 2011-12                  | 948088 | 812876 | 1760964 | 118049          | 92419  | 210468 |

Table 45. Category-wise Enrolment during last 5 years

| State                    | SCHEDULED TRIBE |        |        | OTHER BACKWARD CLASSES |        |        |
|--------------------------|-----------------|--------|--------|------------------------|--------|--------|
|                          | Male            | Female | Both   | Male                   | Female | Both   |
| <b>Daman &amp; Diu</b>   |                 |        |        |                        |        |        |
| 2015-16                  | 188             | 143    | 331    | 447                    | 306    | 753    |
| 2014-15                  | 188             | 133    | 321    | 441                    | 316    | 757    |
| 2013-14                  | 172             | 117    | 289    | 212                    | 154    | 366    |
| 2012-13                  | 177             | 99     | 276    | 182                    | 91     | 273    |
| 2011-12                  | 178             | 77     | 255    | 122                    | 122    | 244    |
| <b>Delhi</b>             |                 |        |        |                        |        |        |
| 2015-16                  | 9008            | 7356   | 16364  | 73498                  | 48975  | 122473 |
| 2014-15                  | 8512            | 6690   | 15202  | 68268                  | 44597  | 112865 |
| 2013-14                  | 8300            | 6386   | 14686  | 59228                  | 38278  | 97506  |
| 2012-13                  | 7948            | 5923   | 13871  | 51081                  | 30157  | 81238  |
| 2011-12                  | 8388            | 6062   | 14450  | 44437                  | 26654  | 71091  |
| <b>Goa</b>               |                 |        |        |                        |        |        |
| 2015-16                  | 1476            | 1926   | 3402   | 3510                   | 4104   | 7614   |
| 2014-15                  | 1318            | 1742   | 3060   | 3408                   | 3927   | 7335   |
| 2013-14                  | 1301            | 1598   | 2899   | 3078                   | 3540   | 6618   |
| 2012-13                  | 1032            | 1278   | 2310   | 2458                   | 3155   | 5613   |
| 2011-12                  | 891             | 1006   | 1897   | 2247                   | 2550   | 4797   |
| <b>Gujarat</b>           |                 |        |        |                        |        |        |
| 2015-16                  | 64546           | 62603  | 127149 | 256307                 | 167456 | 423763 |
| 2014-15                  | 64296           | 62140  | 126436 | 242393                 | 153897 | 396290 |
| 2013-14                  | 60299           | 56190  | 116489 | 224188                 | 145552 | 369740 |
| 2012-13                  | 55224           | 49502  | 104726 | 201757                 | 129502 | 331259 |
| 2011-12                  | 45670           | 40970  | 86640  | 176849                 | 113656 | 290505 |
| <b>Haryana</b>           |                 |        |        |                        |        |        |
| 2015-16                  | 1623            | 606    | 2229   | 101279                 | 92916  | 194195 |
| 2014-15                  | 1972            | 654    | 2626   | 114223                 | 99365  | 213588 |
| 2013-14                  | 1488            | 701    | 2189   | 111851                 | 86202  | 198053 |
| 2012-13                  | 839             | 874    | 1713   | 102887                 | 81043  | 183930 |
| 2011-12                  | 629             | 326    | 955    | 98176                  | 88527  | 186703 |
| <b>Himachal Pradesh</b>  |                 |        |        |                        |        |        |
| 2015-16                  | 6701            | 7118   | 13819  | 13387                  | 17341  | 30728  |
| 2014-15                  | 6073            | 5997   | 12070  | 12507                  | 14478  | 26985  |
| 2013-14                  | 4942            | 5121   | 10063  | 10682                  | 12128  | 22810  |
| 2012-13                  | 4789            | 4626   | 9415   | 10038                  | 10399  | 20437  |
| 2011-12                  | 4300            | 4527   | 8827   | 9635                   | 10474  | 20109  |
| <b>Jammu and Kashmir</b> |                 |        |        |                        |        |        |
| 2015-16                  | 7731            | 6384   | 14115  | 12475                  | 9570   | 22045  |
| 2014-15                  | 8208            | 6403   | 14611  | 13160                  | 9134   | 22294  |
| 2013-14                  | 7795            | 6581   | 14376  | 13846                  | 9637   | 23483  |
| 2012-13                  | 7512            | 5214   | 12726  | 12944                  | 9085   | 22029  |
| 2011-12                  | 6468            | 4472   | 10940  | 11032                  | 8165   | 19197  |
| <b>Jharkhand</b>         |                 |        |        |                        |        |        |
| 2015-16                  | 47009           | 54109  | 101118 | 108165                 | 93091  | 201256 |
| 2014-15                  | 45524           | 51394  | 96918  | 98182                  | 89005  | 187187 |
| 2013-14                  | 36369           | 42243  | 78612  | 75963                  | 67861  | 143824 |
| 2012-13                  | 31666           | 38195  | 69861  | 58830                  | 59560  | 118390 |
| 2011-12                  | 23574           | 28437  | 52011  | 46609                  | 32524  | 79133  |
| <b>Karnataka</b>         |                 |        |        |                        |        |        |
| 2015-16                  | 44571           | 38264  | 82835  | 431212                 | 430942 | 862154 |
| 2014-15                  | 45386           | 37837  | 83223  | 425137                 | 422912 | 848049 |
| 2013-14                  | 43763           | 35925  | 79688  | 420756                 | 415426 | 836182 |
| 2012-13                  | 42471           | 32529  | 75000  | 398709                 | 381615 | 780324 |
| 2011-12                  | 43458           | 33235  | 76693  | 356065                 | 320044 | 676109 |

Table 45. Category-wise Enrolment during last 5 years

| State                 | All     |         |         | SCHEDULED CASTE |        |        |
|-----------------------|---------|---------|---------|-----------------|--------|--------|
|                       | Male    | Female  | Both    | Male            | Female | Both   |
| <b>Kerala</b>         |         |         |         |                 |        |        |
| 2015-16               | 405562  | 533593  | 939155  | 22714           | 39289  | 62003  |
| 2014-15               | 370305  | 514146  | 884451  | 20838           | 37047  | 57885  |
| 2013-14               | 327101  | 446948  | 774049  | 20001           | 36430  | 56431  |
| 2012-13               | 288941  | 406105  | 695046  | 18083           | 32441  | 50524  |
| 2011-12               | 281179  | 408353  | 689532  | 17090           | 31387  | 48477  |
| <b>Lakshadweep</b>    |         |         |         |                 |        |        |
| 2015-16               | 150     | 351     | 501     | 0               | 0      | 0      |
| 2014-15               | 73      | 207     | 280     | 0               | 0      | 0      |
| 2013-14               | 228     | 589     | 817     | 0               | 0      | 0      |
| 2012-13               | 224     | 579     | 803     | 0               | 0      | 0      |
| 2011-12               | 219     | 559     | 778     | 0               | 0      | 0      |
| <b>Madhya Pradesh</b> |         |         |         |                 |        |        |
| 2015-16               | 983122  | 742060  | 1725182 | 129383          | 89651  | 219034 |
| 2014-15               | 1001729 | 710690  | 1712419 | 122579          | 79645  | 202224 |
| 2013-14               | 995098  | 703130  | 1698228 | 111810          | 71221  | 183031 |
| 2012-13               | 1041963 | 610851  | 1652814 | 105596          | 68004  | 173600 |
| 2011-12               | 1001858 | 583349  | 1585207 | 102579          | 68164  | 170743 |
| <b>Maharashtra</b>    |         |         |         |                 |        |        |
| 2015-16               | 2247820 | 1739492 | 3987312 | 273617          | 214671 | 488288 |
| 2014-15               | 2118188 | 1617967 | 3736155 | 237833          | 185837 | 423670 |
| 2013-14               | 2010247 | 1509474 | 3519721 | 211177          | 155710 | 366887 |
| 2012-13               | 1780700 | 1300125 | 3080825 | 179407          | 134514 | 313921 |
| 2011-12               | 2014394 | 1531959 | 3546353 | 224181          | 174622 | 398803 |
| <b>Manipur</b>        |         |         |         |                 |        |        |
| 2015-16               | 50439   | 48901   | 99340   | 2859            | 2405   | 5264   |
| 2014-15               | 53345   | 51783   | 105128  | 3006            | 2369   | 5375   |
| 2013-14               | 54864   | 56272   | 111136  | 3401            | 2854   | 6255   |
| 2012-13               | 45081   | 43620   | 88701   | 2280            | 2321   | 4601   |
| 2011-12               | 44668   | 45232   | 89900   | 2792            | 2816   | 5608   |
| <b>Meghalaya</b>      |         |         |         |                 |        |        |
| 2015-16               | 34599   | 36968   | 71567   | 632             | 451    | 1083   |
| 2014-15               | 33869   | 37302   | 71171   | 631             | 421    | 1052   |
| 2013-14               | 33872   | 33428   | 67300   | 525             | 531    | 1056   |
| 2012-13               | 32211   | 35123   | 67334   | 322             | 361    | 683    |
| 2011-12               | 28374   | 33052   | 61426   | 393             | 339    | 732    |
| <b>Mizoram</b>        |         |         |         |                 |        |        |
| 2015-16               | 16342   | 15121   | 31463   | 208             | 59     | 267    |
| 2014-15               | 15338   | 15226   | 30564   | 129             | 59     | 188    |
| 2013-14               | 15591   | 15095   | 30686   | 107             | 79     | 186    |
| 2012-13               | 14853   | 14743   | 29596   | 94              | 59     | 153    |
| 2011-12               | 13086   | 12315   | 25401   | 87              | 71     | 158    |
| <b>Nagaland</b>       |         |         |         |                 |        |        |
| 2015-16               | 17889   | 19003   | 36892   | 394             | 254    | 648    |
| 2014-15               | 19296   | 19674   | 38970   | 312             | 255    | 567    |
| 2013-14               | 21544   | 17128   | 38672   | 383             | 237    | 620    |
| 2012-13               | 21308   | 15817   | 37125   | 331             | 269    | 600    |
| 2011-12               | 23497   | 16653   | 40150   | 287             | 206    | 493    |
| <b>Odisha</b>         |         |         |         |                 |        |        |
| 2015-16               | 498103  | 416572  | 914675  | 67327           | 53218  | 120545 |
| 2014-15               | 455351  | 371469  | 826820  | 55773           | 44310  | 100083 |
| 2013-14               | 419782  | 348403  | 768185  | 46839           | 39940  | 86779  |
| 2012-13               | 434460  | 332640  | 767100  | 45789           | 35932  | 81721  |
| 2011-12               | 428060  | 354604  | 782664  | 41332           | 34935  | 76267  |

Table 45. Category-wise Enrolment during last 5 years

| State                 | SCHEDULED TRIBE |        |        | OTHER BACKWARD CLASSES |        |         |
|-----------------------|-----------------|--------|--------|------------------------|--------|---------|
|                       | Male            | Female | Both   | Male                   | Female | Both    |
| <b>Kerala</b>         |                 |        |        |                        |        |         |
| 2015-16               | 3163            | 4728   | 7891   | 141039                 | 193628 | 334667  |
| 2014-15               | 2976            | 4301   | 7277   | 129970                 | 184757 | 314727  |
| 2013-14               | 3062            | 4082   | 7144   | 122269                 | 178452 | 300721  |
| 2012-13               | 3072            | 3853   | 6925   | 98213                  | 145143 | 243356  |
| 2011-12               | 3094            | 3853   | 6947   | 85773                  | 133079 | 218852  |
| <b>Lakshadweep</b>    |                 |        |        |                        |        |         |
| 2015-16               | 72              | 159    | 231    | 45                     | 54     | 99      |
| 2014-15               | 73              | 207    | 280    | 0                      | 0      | 0       |
| 2013-14               | 59              | 182    | 241    | 0                      | 0      | 0       |
| 2012-13               | 55              | 172    | 227    | 0                      | 0      | 0       |
| 2011-12               | 50              | 152    | 202    | 0                      | 0      | 0       |
| <b>Madhya Pradesh</b> |                 |        |        |                        |        |         |
| 2015-16               | 83508           | 64224  | 147732 | 372747                 | 281505 | 654252  |
| 2014-15               | 77051           | 55627  | 132678 | 339925                 | 244145 | 584070  |
| 2013-14               | 66779           | 49107  | 115886 | 308215                 | 216668 | 524883  |
| 2012-13               | 58709           | 40935  | 99644  | 280022                 | 198612 | 478634  |
| 2011-12               | 70008           | 48394  | 118402 | 231261                 | 187077 | 418338  |
| <b>Maharashtra</b>    |                 |        |        |                        |        |         |
| 2015-16               | 111117          | 70249  | 181366 | 610558                 | 484927 | 1095485 |
| 2014-15               | 96976           | 58562  | 155538 | 587886                 | 452353 | 1040239 |
| 2013-14               | 85006           | 47465  | 132471 | 522241                 | 381969 | 904210  |
| 2012-13               | 69959           | 40323  | 110282 | 407540                 | 308528 | 716068  |
| 2011-12               | 88758           | 53023  | 141781 | 552216                 | 408798 | 961014  |
| <b>Manipur</b>        |                 |        |        |                        |        |         |
| 2015-16               | 16192           | 14306  | 30498  | 16700                  | 18352  | 35052   |
| 2014-15               | 17350           | 15273  | 32623  | 17067                  | 18943  | 36010   |
| 2013-14               | 19324           | 19603  | 38927  | 16541                  | 19659  | 36200   |
| 2012-13               | 16482           | 14801  | 31283  | 12882                  | 15488  | 28370   |
| 2011-12               | 16367           | 14475  | 30842  | 11906                  | 15173  | 27079   |
| <b>Meghalaya</b>      |                 |        |        |                        |        |         |
| 2015-16               | 22485           | 28061  | 50546  | 1054                   | 647    | 1701    |
| 2014-15               | 21567           | 30367  | 51934  | 1069                   | 639    | 1708    |
| 2013-14               | 19979           | 25898  | 45877  | 862                    | 508    | 1370    |
| 2012-13               | 16879           | 24186  | 41065  | 648                    | 372    | 1020    |
| 2011-12               | 20005           | 25112  | 45117  | 583                    | 339    | 922     |
| <b>Mizoram</b>        |                 |        |        |                        |        |         |
| 2015-16               | 15433           | 14769  | 30202  | 271                    | 112    | 383     |
| 2014-15               | 14622           | 14862  | 29484  | 248                    | 111    | 359     |
| 2013-14               | 14926           | 14711  | 29637  | 202                    | 95     | 297     |
| 2012-13               | 13861           | 13816  | 27677  | 175                    | 95     | 270     |
| 2011-12               | 12402           | 11809  | 24211  | 131                    | 93     | 224     |
| <b>Nagaland</b>       |                 |        |        |                        |        |         |
| 2015-16               | 14491           | 15988  | 30479  | 391                    | 281    | 672     |
| 2014-15               | 14118           | 16059  | 30177  | 365                    | 254    | 619     |
| 2013-14               | 13438           | 15149  | 28587  | 335                    | 202    | 537     |
| 2012-13               | 13216           | 13834  | 27050  | 405                    | 258    | 663     |
| 2011-12               | 12935           | 14209  | 27144  | 311                    | 199    | 510     |
| <b>Odisha</b>         |                 |        |        |                        |        |         |
| 2015-16               | 51501           | 43321  | 94822  | 103140                 | 96703  | 199843  |
| 2014-15               | 43197           | 36522  | 79719  | 90687                  | 85801  | 176488  |
| 2013-14               | 35819           | 32030  | 67849  | 78907                  | 77578  | 156485  |
| 2012-13               | 34599           | 29150  | 63749  | 75792                  | 70090  | 145882  |
| 2011-12               | 35154           | 31946  | 67100  | 66290                  | 67093  | 133383  |

Table 45. Category-wise Enrolment during last 5 years

| State                | All     |         |         | SCHEDULED CASTE |        |         |
|----------------------|---------|---------|---------|-----------------|--------|---------|
|                      | Male    | Female  | Both    | Male            | Female | Both    |
| <b>Puducherry</b>    |         |         |         |                 |        |         |
| 2015-16              | 33992   | 31420   | 65412   | 4451            | 4166   | 8617    |
| 2014-15              | 35091   | 32290   | 67381   | 4629            | 4142   | 8771    |
| 2013-14              | 35742   | 31582   | 67324   | 4582            | 3681   | 8263    |
| 2012-13              | 30876   | 28926   | 59802   | 3797            | 3412   | 7209    |
| 2011-12              | 25376   | 24367   | 49743   | 3423            | 3148   | 6571    |
| <b>Punjab</b>        |         |         |         |                 |        |         |
| 2015-16              | 457556  | 420923  | 878479  | 104253          | 92114  | 196367  |
| 2014-15              | 466434  | 426386  | 892820  | 86024           | 76870  | 162894  |
| 2013-14              | 427563  | 417771  | 845334  | 75624           | 67189  | 142813  |
| 2012-13              | 412078  | 396066  | 808144  | 58530           | 55227  | 113757  |
| 2011-12              | 414667  | 371026  | 785693  | 49195           | 47065  | 96260   |
| <b>Rajasthan</b>     |         |         |         |                 |        |         |
| 2015-16              | 992153  | 769307  | 1761460 | 141594          | 100777 | 242371  |
| 2014-15              | 987549  | 732841  | 1720390 | 137904          | 93482  | 231386  |
| 2013-14              | 955344  | 717311  | 1672655 | 136359          | 91075  | 227434  |
| 2012-13              | 942962  | 587406  | 1530368 | 128202          | 67782  | 195984  |
| 2011-12              | 899967  | 606193  | 1506160 | 114229          | 65515  | 179744  |
| <b>Sikkim</b>        |         |         |         |                 |        |         |
| 2015-16              | 14926   | 14624   | 29550   | 666             | 440    | 1106    |
| 2014-15              | 11620   | 12403   | 24023   | 646             | 484    | 1130    |
| 2013-14              | 10891   | 11293   | 22184   | 590             | 400    | 990     |
| 2012-13              | 9055    | 10398   | 19453   | 354             | 346    | 700     |
| 2011-12              | 12071   | 10682   | 22753   | 546             | 537    | 1083    |
| <b>Tamil Nadu</b>    |         |         |         |                 |        |         |
| 2015-16              | 1690425 | 1544929 | 3235354 | 274323          | 277354 | 551677  |
| 2014-15              | 1745275 | 1607606 | 3352881 | 267619          | 272685 | 540304  |
| 2013-14              | 1718971 | 1521433 | 3240404 | 260898          | 251915 | 512813  |
| 2012-13              | 1735314 | 1478853 | 3214167 | 260025          | 243246 | 503271  |
| 2011-12              | 1674821 | 1430187 | 3105008 | 254525          | 230772 | 485297  |
| <b>Telangana</b>     |         |         |         |                 |        |         |
| 2015-16              | 795790  | 678445  | 1474235 | 125580          | 112655 | 238235  |
| 2014-15              | 803391  | 675697  | 1479088 | 126951          | 113192 | 240143  |
| 2013-14              | 800353  | 669131  | 1469484 | 125972          | 111965 | 237937  |
| 2012-13              | 773110  | 609027  | 1382137 | 119963          | 98058  | 218021  |
| <b>Tripura</b>       |         |         |         |                 |        |         |
| 2015-16              | 42743   | 31292   | 74035   | 7503            | 4682   | 12185   |
| 2014-15              | 43633   | 30421   | 74054   | 8322            | 4660   | 12982   |
| 2013-14              | 38963   | 29299   | 68262   | 6586            | 4293   | 10879   |
| 2012-13              | 36330   | 26665   | 62995   | 6143            | 4095   | 10238   |
| 2011-12              | 32276   | 23393   | 55669   | 5413            | 3605   | 9018    |
| <b>Uttar Pradesh</b> |         |         |         |                 |        |         |
| 2015-16              | 3149002 | 2854074 | 6003076 | 538426          | 469129 | 1007555 |
| 2014-15              | 3183112 | 2883808 | 6066920 | 535777          | 468926 | 1004703 |
| 2013-14              | 2635353 | 2576631 | 5211984 | 443061          | 432852 | 875913  |
| 2012-13              | 2416564 | 2254838 | 4671402 | 398294          | 376502 | 774796  |
| 2011-12              | 2246874 | 1876883 | 4123757 | 330334          | 284196 | 614530  |
| <b>Uttrakhand</b>    |         |         |         |                 |        |         |
| 2015-16              | 209965  | 195421  | 405386  | 28147           | 25980  | 54127   |
| 2014-15              | 219390  | 196378  | 415768  | 26817           | 22896  | 49713   |
| 2013-14              | 206698  | 209800  | 416498  | 27775           | 26957  | 54732   |
| 2012-13              | 206839  | 205980  | 412819  | 25363           | 23168  | 48531   |
| 2011-12              | 191756  | 196912  | 388668  | 20656           | 19838  | 40494   |
| <b>West Bengal</b>   |         |         |         |                 |        |         |
| 2015-16              | 1034114 | 892386  | 1926500 | 189672          | 152953 | 342625  |
| 2014-15              | 1036457 | 864482  | 1900939 | 193167          | 148444 | 341611  |
| 2013-14              | 997359  | 788125  | 1785484 | 181687          | 135599 | 317286  |
| 2012-13              | 939932  | 719354  | 1659286 | 161170          | 115080 | 276250  |
| 2011-12              | 856041  | 641013  | 1497054 | 140321          | 100576 | 240897  |



Table 45. Category-wise Enrolment during last 5 years

| State                | SCHEDULED TRIBE |        |        | OTHER BACKWARD CLASSES |         |         |
|----------------------|-----------------|--------|--------|------------------------|---------|---------|
|                      | Male            | Female | Both   | Male                   | Female  | Both    |
| <b>Puducherry</b>    |                 |        |        |                        |         |         |
| 2015-16              | 809             | 402    | 1211   | 19175                  | 19888   | 39063   |
| 2014-15              | 695             | 314    | 1009   | 19810                  | 20129   | 39939   |
| 2013-14              | 729             | 290    | 1019   | 18644                  | 18764   | 37408   |
| 2012-13              | 395             | 196    | 591    | 14855                  | 16036   | 30891   |
| 2011-12              | 501             | 234    | 735    | 13774                  | 14618   | 28392   |
| <b>Punjab</b>        |                 |        |        |                        |         |         |
| 2015-16              | 3828            | 1687   | 5515   | 49016                  | 41453   | 90469   |
| 2014-15              | 2743            | 1493   | 4236   | 38902                  | 39148   | 78050   |
| 2013-14              | 2459            | 1042   | 3501   | 33556                  | 34431   | 67987   |
| 2012-13              | 1597            | 560    | 2157   | 30293                  | 30997   | 61290   |
| 2011-12              | 1392            | 812    | 2204   | 21290                  | 22718   | 44008   |
| <b>Rajasthan</b>     |                 |        |        |                        |         |         |
| 2015-16              | 95189           | 74367  | 169556 | 374683                 | 310865  | 685548  |
| 2014-15              | 99957           | 73381  | 173338 | 364299                 | 289930  | 654229  |
| 2013-14              | 96070           | 69808  | 165878 | 363192                 | 266842  | 630034  |
| 2012-13              | 85554           | 47111  | 132665 | 324874                 | 199852  | 524726  |
| 2011-12              | 81432           | 52324  | 133756 | 295391                 | 192138  | 487529  |
| <b>Sikkim</b>        |                 |        |        |                        |         |         |
| 2015-16              | 2582            | 3785   | 6367   | 2646                   | 2878    | 5524    |
| 2014-15              | 2543            | 3872   | 6415   | 2496                   | 3025    | 5521    |
| 2013-14              | 2236            | 3426   | 5662   | 2237                   | 2452    | 4689    |
| 2012-13              | 1768            | 2914   | 4682   | 1657                   | 2067    | 3724    |
| 2011-12              | 2066            | 3017   | 5083   | 2639                   | 2734    | 5373    |
| <b>Tamil Nadu</b>    |                 |        |        |                        |         |         |
| 2015-16              | 14789           | 11667  | 26456  | 937148                 | 897210  | 1834358 |
| 2014-15              | 16113           | 11168  | 27281  | 940683                 | 924140  | 1864823 |
| 2013-14              | 14835           | 9541   | 24376  | 932346                 | 890181  | 1822527 |
| 2012-13              | 14606           | 9423   | 24029  | 932449                 | 855814  | 1788263 |
| 2011-12              | 15561           | 13219  | 28780  | 899072                 | 830201  | 1729273 |
| <b>Telangana</b>     |                 |        |        |                        |         |         |
| 2015-16              | 71184           | 53411  | 124595 | 355291                 | 301130  | 656421  |
| 2014-15              | 72774           | 51503  | 124277 | 356203                 | 295061  | 651264  |
| 2013-14              | 67475           | 47844  | 115319 | 353000                 | 291748  | 644748  |
| 2012-13              | 61041           | 41127  | 102168 | 331849                 | 255334  | 587183  |
| <b>Tripura</b>       |                 |        |        |                        |         |         |
| 2015-16              | 8650            | 6870   | 15520  | 7485                   | 4570    | 12055   |
| 2014-15              | 9412            | 5758   | 15170  | 7757                   | 4385    | 12142   |
| 2013-14              | 7264            | 4784   | 12048  | 6279                   | 3881    | 10160   |
| 2012-13              | 6957            | 4857   | 11814  | 5353                   | 3373    | 8726    |
| 2011-12              | 5687            | 3706   | 9393   | 5384                   | 3156    | 8540    |
| <b>Uttar Pradesh</b> |                 |        |        |                        |         |         |
| 2015-16              | 21116           | 17225  | 38341  | 1135612                | 1068729 | 2204341 |
| 2014-15              | 20708           | 17278  | 37986  | 1100599                | 1044721 | 2145320 |
| 2013-14              | 17351           | 15103  | 32454  | 961479                 | 956848  | 1918327 |
| 2012-13              | 15717           | 14124  | 29841  | 859661                 | 854147  | 1713808 |
| 2011-12              | 14636           | 10150  | 24786  | 736989                 | 674029  | 1411018 |
| <b>Uttrakhand</b>    |                 |        |        |                        |         |         |
| 2015-16              | 7753            | 7142   | 14895  | 32676                  | 28970   | 61646   |
| 2014-15              | 7659            | 8330   | 15989  | 28092                  | 24499   | 52591   |
| 2013-14              | 6318            | 6570   | 12888  | 23777                  | 25068   | 48845   |
| 2012-13              | 8292            | 9108   | 17400  | 23652                  | 23050   | 46702   |
| 2011-12              | 7666            | 8246   | 15912  | 19045                  | 17584   | 36629   |
| <b>West Bengal</b>   |                 |        |        |                        |         |         |
| 2015-16              | 33674           | 28729  | 62403  | 118564                 | 95035   | 213599  |
| 2014-15              | 36343           | 27738  | 64081  | 95886                  | 70605   | 166491  |
| 2013-14              | 32792           | 24952  | 57744  | 77454                  | 56796   | 134250  |
| 2012-13              | 28129           | 20394  | 48523  | 58810                  | 39582   | 98392   |
| 2011-12              | 24901           | 17874  | 42775  | 44358                  | 32670   | 77028   |

**Table 46. Enrolment in Minority Community & PWD during last 4 years**

| State                                | Muslim |        |         | Other Minority Communities |        |        | Persons with Disability |        |       |
|--------------------------------------|--------|--------|---------|----------------------------|--------|--------|-------------------------|--------|-------|
|                                      | Male   | Female | Both    | Male                       | Female | Both   | Male                    | Female | Both  |
| <b>India</b>                         |        |        |         |                            |        |        |                         |        |       |
| 2015-16                              | 858090 | 755620 | 1613710 | 317515                     | 365446 | 682961 | 39718                   | 34717  | 74435 |
| 2014-15                              | 820462 | 713196 | 1533658 | 296820                     | 352706 | 649526 | 34757                   | 29541  | 64298 |
| 2013-14                              | 748654 | 648105 | 1396759 | 289644                     | 342086 | 631730 | 31374                   | 20580  | 51954 |
| 2012-13                              | 666778 | 584878 | 1251656 | 252632                     | 311595 | 564227 | 45329                   | 40904  | 86233 |
| <b>Andaman &amp; Nicobar Islands</b> |        |        |         |                            |        |        |                         |        |       |
| 2015-16                              | 202    | 290    | 492     | 404                        | 581    | 985    | 13                      | 7      | 20    |
| 2014-15                              | 345    | 425    | 770     | 167                        | 200    | 367    | 27                      | 39     | 66    |
| 2013-14                              | 323    | 465    | 788     | 57                         | 124    | 181    | 14                      | 6      | 20    |
| 2012-13                              | 72     | 98     | 170     | 51                         | 98     | 149    | 4                       | 6      | 10    |
| <b>Andhra Pradesh</b>                |        |        |         |                            |        |        |                         |        |       |
| 2015-16                              | 26985  | 19749  | 46734   | 2393                       | 3294   | 5687   | 1185                    | 765    | 1950  |
| 2014-15                              | 27617  | 19954  | 47571   | 2680                       | 3859   | 6539   | 1377                    | 945    | 2322  |
| 2013-14                              | 22710  | 20604  | 43314   | 1370                       | 3129   | 4499   | 837                     | 750    | 1587  |
| 2012-13                              | 21785  | 16715  | 38500   | 2435                       | 3068   | 5503   | 1197                    | 808    | 2005  |
| <b>Arunachal Pradesh</b>             |        |        |         |                            |        |        |                         |        |       |
| 2015-16                              | 71     | 39     | 110     | 1239                       | 1072   | 2311   | 48                      | 24     | 72    |
| 2014-15                              | 55     | 23     | 78      | 1138                       | 1062   | 2200   | 32                      | 7      | 39    |
| 2013-14                              | 41     | 15     | 56      | 344                        | 462    | 806    | 30                      | 5      | 35    |
| 2012-13                              | 33     | 27     | 60      | 176                        | 284    | 460    | 28                      | 4      | 32    |
| <b>Assam</b>                         |        |        |         |                            |        |        |                         |        |       |
| 2015-16                              | 41093  | 35008  | 76101   | 3017                       | 3536   | 6553   | 458                     | 282    | 740   |
| 2014-15                              | 36851  | 31892  | 68743   | 2586                       | 3036   | 5622   | 359                     | 201    | 560   |
| 2013-14                              | 31455  | 27388  | 58843   | 1903                       | 2283   | 4186   | 405                     | 177    | 582   |
| 2012-13                              | 21934  | 20331  | 42265   | 2107                       | 2285   | 4392   | 378                     | 139    | 517   |
| <b>Bihar</b>                         |        |        |         |                            |        |        |                         |        |       |
| 2015-16                              | 79478  | 58037  | 137515  | 636                        | 665    | 1301   | 1663                    | 799    | 2462  |
| 2014-15                              | 73199  | 52423  | 125622  | 581                        | 614    | 1195   | 1437                    | 490    | 1927  |
| 2013-14                              | 72673  | 50832  | 123505  | 1039                       | 610    | 1649   | 1747                    | 632    | 2379  |
| 2012-13                              | 62324  | 45054  | 107378  | 1789                       | 1142   | 2931   | 856                     | 656    | 1512  |
| <b>Chandigarh</b>                    |        |        |         |                            |        |        |                         |        |       |
| 2015-16                              | 51     | 148    | 199     | 1864                       | 2600   | 4464   | 195                     | 70     | 265   |
| 2014-15                              | 137    | 81     | 218     | 2670                       | 1379   | 4049   | 160                     | 82     | 242   |
| 2013-14                              | 242    | 36     | 278     | 2275                       | 1275   | 3550   | 157                     | 99     | 256   |
| 2012-13                              | 123    | 17     | 140     | 2840                       | 1177   | 4017   | 111                     | 52     | 163   |
| <b>Chhatisgarh</b>                   |        |        |         |                            |        |        |                         |        |       |
| 2015-16                              | 2048   | 2765   | 4813    | 1496                       | 2533   | 4029   | 343                     | 158    | 501   |
| 2014-15                              | 1849   | 2353   | 4202    | 1375                       | 2508   | 3883   | 361                     | 150    | 511   |
| 2013-14                              | 1373   | 1654   | 3027    | 937                        | 2022   | 2959   | 219                     | 113    | 332   |
| 2012-13                              | 1374   | 1529   | 2903    | 978                        | 2017   | 2995   | 238                     | 115    | 353   |
| <b>Dadra &amp; Nagar Haveli</b>      |        |        |         |                            |        |        |                         |        |       |
| 2015-16                              | 40     | 52     | 92      | 13                         | 42     | 55     | 9                       | 10     | 19    |
| 2014-15                              | 32     | 25     | 57      | 14                         | 12     | 26     | 8                       | 8      | 16    |
| 2013-14                              | 26     | 8      | 34      | 3                          | 2      | 5      | 4                       | 3      | 7     |
| 2012-13                              | 27     | 5      | 32      | 3                          | 3      | 6      | 2                       | 0      | 2     |
| <b>Daman &amp; Diu</b>               |        |        |         |                            |        |        |                         |        |       |
| 2015-16                              | 55     | 47     | 102     | 10                         | 9      | 19     | 0                       | 1      | 1     |
| 2014-15                              | 52     | 32     | 84      | 32                         | 24     | 56     | 0                       | 1      | 1     |
| 2013-14                              | 39     | 14     | 53      | 30                         | 27     | 57     | 0                       | 1      | 1     |
| 2012-13                              | 36     | 26     | 62      | 25                         | 23     | 48     | 0                       | 1      | 1     |

**Table 46. Enrolment in Minority Community & PWD during last 4 years**

| State                    | Muslim |        |        | Other Minority Communities |        |       | Persons with Disability |        |      |
|--------------------------|--------|--------|--------|----------------------------|--------|-------|-------------------------|--------|------|
|                          | Male   | Female | Both   | Male                       | Female | Both  | Male                    | Female | Both |
| <b>Delhi</b>             |        |        |        |                            |        |       |                         |        |      |
| 2015-16                  | 12647  | 7115   | 19762  | 3930                       | 4283   | 8213  | 2470                    | 1301   | 3771 |
| 2014-15                  | 12014  | 6311   | 18325  | 3520                       | 4019   | 7539  | 2317                    | 1242   | 3559 |
| 2013-14                  | 11584  | 5320   | 16904  | 3166                       | 3553   | 6719  | 2088                    | 982    | 3070 |
| 2012-13                  | 8405   | 4336   | 12741  | 2627                       | 3467   | 6094  | 1617                    | 787    | 2404 |
| <b>Goa</b>               |        |        |        |                            |        |       |                         |        |      |
| 2015-16                  | 989    | 971    | 1960   | 3083                       | 4501   | 7584  | 31                      | 15     | 46   |
| 2014-15                  | 897    | 820    | 1717   | 2980                       | 4223   | 7203  | 31                      | 18     | 49   |
| 2013-14                  | 811    | 778    | 1589   | 2767                       | 4222   | 6989  | 15                      | 19     | 34   |
| 2012-13                  | 554    | 577    | 1131   | 1922                       | 3015   | 4937  | 13                      | 16     | 29   |
| <b>Gujarat</b>           |        |        |        |                            |        |       |                         |        |      |
| 2015-16                  | 20183  | 12854  | 33037  | 3623                       | 2830   | 6453  | 1042                    | 555    | 1597 |
| 2014-15                  | 18128  | 10910  | 29038  | 3676                       | 2651   | 6327  | 1279                    | 656    | 1935 |
| 2013-14                  | 14879  | 9553   | 24432  | 1714                       | 1654   | 3368  | 1061                    | 553    | 1614 |
| 2012-13                  | 14139  | 9790   | 23929  | 1071                       | 1100   | 2171  | 1097                    | 628    | 1725 |
| <b>Haryana</b>           |        |        |        |                            |        |       |                         |        |      |
| 2015-16                  | 6524   | 1583   | 8107   | 6661                       | 6512   | 13173 | 344                     | 240    | 584  |
| 2014-15                  | 7669   | 1491   | 9160   | 6678                       | 5929   | 12607 | 414                     | 180    | 594  |
| 2013-14                  | 6934   | 1376   | 8310   | 6872                       | 6564   | 13436 | 520                     | 198    | 718  |
| 2012-13                  | 5753   | 1228   | 6981   | 5691                       | 5929   | 11620 | 513                     | 365    | 878  |
| <b>Himachal Pradesh</b>  |        |        |        |                            |        |       |                         |        |      |
| 2015-16                  | 718    | 372    | 1090   | 392                        | 1092   | 1484  | 280                     | 323    | 603  |
| 2014-15                  | 472    | 234    | 706    | 196                        | 913    | 1109  | 205                     | 92     | 297  |
| 2013-14                  | 260    | 153    | 413    | 221                        | 883    | 1104  | 225                     | 153    | 378  |
| 2012-13                  | 372    | 182    | 554    | 247                        | 710    | 957   | 83                      | 257    | 340  |
| <b>Jammu and Kashmir</b> |        |        |        |                            |        |       |                         |        |      |
| 2015-16                  | 67932  | 59893  | 127825 | 2928                       | 3532   | 6460  | 349                     | 223    | 572  |
| 2014-15                  | 66475  | 60200  | 126675 | 2714                       | 3503   | 6217  | 522                     | 329    | 851  |
| 2013-14                  | 68418  | 61399  | 129817 | 3398                       | 4398   | 7796  | 412                     | 378    | 790  |
| 2012-13                  | 64280  | 65920  | 130200 | 1786                       | 4782   | 6568  | 339                     | 229    | 568  |
| <b>Jharkhand</b>         |        |        |        |                            |        |       |                         |        |      |
| 2015-16                  | 17422  | 15711  | 33133  | 3869                       | 5114   | 8983  | 416                     | 187    | 603  |
| 2014-15                  | 16269  | 15520  | 31789  | 3575                       | 4846   | 8421  | 301                     | 194    | 495  |
| 2013-14                  | 13829  | 14520  | 28349  | 3505                       | 4747   | 8252  | 310                     | 150    | 460  |
| 2012-13                  | 10554  | 12973  | 23527  | 2669                       | 4323   | 6992  | 499                     | 416    | 915  |
| <b>Karnataka</b>         |        |        |        |                            |        |       |                         |        |      |
| 2015-16                  | 51796  | 46523  | 98319  | 25939                      | 33950  | 59889 | 2314                    | 1856   | 4170 |
| 2014-15                  | 49567  | 44012  | 93579  | 23417                      | 34602  | 58019 | 2121                    | 1427   | 3548 |
| 2013-14                  | 49965  | 39197  | 89162  | 22922                      | 31405  | 54327 | 2002                    | 1067   | 3069 |
| 2012-13                  | 49254  | 36421  | 85675  | 23924                      | 31715  | 55639 | 2082                    | 1443   | 3525 |
| <b>Kerala</b>            |        |        |        |                            |        |       |                         |        |      |
| 2015-16                  | 49636  | 56702  | 106338 | 40912                      | 54474  | 95386 | 1415                    | 1807   | 3222 |
| 2014-15                  | 43113  | 51610  | 94723  | 36188                      | 51875  | 88063 | 1430                    | 1603   | 3033 |
| 2013-14                  | 37891  | 49316  | 87207  | 31944                      | 52299  | 84243 | 1230                    | 763    | 1993 |
| 2012-13                  | 31331  | 44111  | 75442  | 29828                      | 47366  | 77194 | 1108                    | 1030   | 2138 |
| <b>Lakshadweep</b>       |        |        |        |                            |        |       |                         |        |      |
| 2015-16                  | 68     | 137    | 205    | 0                          | 0      | 0     | 0                       | 0      | 0    |
| 2014-15                  | 66     | 165    | 231    | 0                          | 0      | 0     | 0                       | 0      | 0    |
| 2013-14                  | 0      | 0      |        | 55                         | 144    | 199   | 0                       | 0      |      |
| 2012-13                  | 0      | 0      |        | 0                          | 0      |       | 0                       | 0      |      |

**Table 46. Enrolment in Minority Community & PWD during last 4 years**

| State                 | Muslim |        |        | Other Minority Communities |        |        | Persons with Disability |        |       |
|-----------------------|--------|--------|--------|----------------------------|--------|--------|-------------------------|--------|-------|
|                       | Male   | Female | Both   | Male                       | Female | Both   | Male                    | Female | Both  |
| <b>Madhya Pradesh</b> |        |        |        |                            |        |        |                         |        |       |
| 2015-16               | 19848  | 15581  | 35429  | 8407                       | 9113   | 17520  | 1939                    | 1221   | 3160  |
| 2014-15               | 17587  | 13225  | 30812  | 5369                       | 6406   | 11775  | 1696                    | 1089   | 2785  |
| 2013-14               | 17164  | 13104  | 30268  | 4900                       | 5737   | 10637  | 1151                    | 725    | 1876  |
| 2012-13               | 18550  | 14933  | 33483  | 3551                       | 7149   | 10700  | 7223                    | 2832   | 10055 |
| <b>Maharashtra</b>    |        |        |        |                            |        |        |                         |        |       |
| 2015-16               | 65641  | 57000  | 122641 | 35820                      | 35628  | 71448  | 3265                    | 2525   | 5790  |
| 2014-15               | 57505  | 50951  | 108456 | 31483                      | 32152  | 63635  | 2852                    | 2193   | 5045  |
| 2013-14               | 48761  | 40399  | 89160  | 25771                      | 26222  | 51993  | 2395                    | 1887   | 4282  |
| 2012-13               | 42507  | 34110  | 76617  | 19853                      | 19952  | 39805  | 2340                    | 2245   | 4585  |
| <b>Manipur</b>        |        |        |        |                            |        |        |                         |        |       |
| 2015-16               | 1957   | 1589   | 3546   | 2115                       | 1768   | 3883   | 35                      | 51     | 86    |
| 2014-15               | 2076   | 1547   | 3623   | 2044                       | 1832   | 3876   | 59                      | 49     | 108   |
| 2013-14               | 2218   | 1881   | 4099   | 6364                       | 7689   | 14053  | 96                      | 54     | 150   |
| 2012-13               | 1123   | 1094   | 2217   | 361                        | 401    | 762    | 47                      | 46     | 93    |
| <b>Meghalaya</b>      |        |        |        |                            |        |        |                         |        |       |
| 2015-16               | 738    | 354    | 1092   | 7206                       | 8411   | 15617  | 31                      | 15     | 46    |
| 2014-15               | 640    | 313    | 953    | 8291                       | 10216  | 18507  | 32                      | 24     | 56    |
| 2013-14               | 279    | 133    | 412    | 7401                       | 8938   | 16339  | 37                      | 24     | 61    |
| 2012-13               | 560    | 158    | 718    | 4825                       | 7137   | 11962  | 47                      | 59     | 106   |
| <b>Mizoram</b>        |        |        |        |                            |        |        |                         |        |       |
| 2015-16               | 35     | 5      | 40     | 12912                      | 12042  | 24954  | 5                       | 3      | 8     |
| 2014-15               | 26     | 6      | 32     | 6198                       | 5952   | 12150  | 7                       | 4      | 11    |
| 2013-14               | 14     | 3      | 17     | 5580                       | 5597   | 11177  | 7                       | 5      | 12    |
| 2012-13               | 11     | 4      | 15     | 3733                       | 3795   | 7528   | 8                       | 5      | 13    |
| <b>Nagaland</b>       |        |        |        |                            |        |        |                         |        |       |
| 2015-16               | 180    | 139    | 319    | 5265                       | 6022   | 11287  | 12                      | 8      | 20    |
| 2014-15               | 176    | 125    | 301    | 4727                       | 5890   | 10617  | 6                       | 9      | 15    |
| 2013-14               | 104    | 59     | 163    | 4955                       | 6278   | 11233  | 6                       | 1      | 7     |
| 2012-13               | 80     | 65     | 145    | 4903                       | 5076   | 9979   | 5                       | 5      | 10    |
| <b>Odisha</b>         |        |        |        |                            |        |        |                         |        |       |
| 2015-16               | 5024   | 4782   | 9806   | 1704                       | 1847   | 3551   | 757                     | 517    | 1274  |
| 2014-15               | 4466   | 4271   | 8737   | 1859                       | 1921   | 3780   | 661                     | 389    | 1050  |
| 2013-14               | 4099   | 4025   | 8124   | 1371                       | 1179   | 2550   | 802                     | 514    | 1316  |
| 2012-13               | 3718   | 3467   | 7185   | 892                        | 911    | 1803   | 881                     | 501    | 1382  |
| <b>Puducherry</b>     |        |        |        |                            |        |        |                         |        |       |
| 2015-16               | 1359   | 1046   | 2405   | 985                        | 1852   | 2837   | 110                     | 56     | 166   |
| 2014-15               | 1318   | 971    | 2289   | 1180                       | 2157   | 3337   | 97                      | 81     | 178   |
| 2013-14               | 1079   | 889    | 1968   | 827                        | 1519   | 2346   | 73                      | 44     | 117   |
| 2012-13               | 853    | 720    | 1573   | 615                        | 1031   | 1646   | 79                      | 66     | 145   |
| <b>Punjab</b>         |        |        |        |                            |        |        |                         |        |       |
| 2015-16               | 5466   | 1959   | 7425   | 60109                      | 71975  | 132084 | 488                     | 454    | 942   |
| 2014-15               | 4229   | 1490   | 5719   | 54341                      | 63930  | 118271 | 360                     | 240    | 600   |
| 2013-14               | 3272   | 897    | 4169   | 61950                      | 68977  | 130927 | 486                     | 619    | 1105  |
| 2012-13               | 3057   | 1134   | 4191   | 54330                      | 71114  | 125444 | 2948                    | 1648   | 4596  |
| <b>Rajasthan</b>      |        |        |        |                            |        |        |                         |        |       |
| 2015-16               | 19657  | 13301  | 32958  | 6188                       | 7253   | 13441  | 1268                    | 1175   | 2443  |
| 2014-15               | 19522  | 12249  | 31771  | 4419                       | 7111   | 11530  | 1147                    | 1003   | 2150  |
| 2013-14               | 18825  | 11836  | 30661  | 3380                       | 6434   | 9814   | 1076                    | 1660   | 2736  |
| 2012-13               | 14354  | 8123   | 22477  | 2004                       | 2190   | 4194   | 1104                    | 929    | 2033  |

**Table 46. Enrolment in Minority Community & PWD during last 4 years**

| State                | Muslim |        |        | Other Minority Communities |        |        | Persons with Disability |        |       |
|----------------------|--------|--------|--------|----------------------------|--------|--------|-------------------------|--------|-------|
|                      | Male   | Female | Both   | Male                       | Female | Both   | Male                    | Female | Both  |
| <b>Sikkim</b>        |        |        |        |                            |        |        |                         |        |       |
| 2015-16              | 69     | 32     | 101    | 254                        | 358    | 612    | 2                       | 3      | 5     |
| 2014-15              | 53     | 12     | 65     | 145                        | 236    | 381    | 1                       | 1      | 2     |
| 2013-14              | 60     | 22     | 82     | 50                         | 196    | 246    | 1                       | 0      | 1     |
| 2012-13              | 76     | 26     | 102    | 59                         | 89     | 148    | 3                       | 1      | 4     |
| <b>Tamil Nadu</b>    |        |        |        |                            |        |        |                         |        |       |
| 2015-16              | 57472  | 40142  | 97614  | 55301                      | 58569  | 113870 | 3161                    | 2112   | 5273  |
| 2014-15              | 57369  | 39916  | 97285  | 62703                      | 65089  | 127792 | 2613                    | 2001   | 4614  |
| 2013-14              | 53885  | 35822  | 89707  | 61385                      | 59197  | 120582 | 3542                    | 2623   | 6165  |
| 2012-13              | 50198  | 34529  | 84727  | 59801                      | 61240  | 121041 | 2692                    | 3932   | 6624  |
| <b>Telangana</b>     |        |        |        |                            |        |        |                         |        |       |
| 2015-16              | 61096  | 46535  | 107631 | 3409                       | 3962   | 7371   | 1414                    | 1022   | 2436  |
| 2014-15              | 55704  | 45438  | 101142 | 4513                       | 4681   | 9194   | 1399                    | 671    | 2070  |
| 2013-14              | 52819  | 44216  | 97035  | 5981                       | 6041   | 12022  | 1838                    | 1100   | 2938  |
| 2012-13              | 48187  | 41337  | 89524  | 6696                       | 5224   | 11920  | 2234                    | 913    | 3147  |
| <b>Tripura</b>       |        |        |        |                            |        |        |                         |        |       |
| 2015-16              | 1167   | 600    | 1767   | 791                        | 462    | 1253   | 109                     | 18     | 127   |
| 2014-15              | 1278   | 848    | 2126   | 482                        | 266    | 748    | 87                      | 21     | 108   |
| 2013-14              | 1314   | 845    | 2159   | 371                        | 201    | 572    | 93                      | 29     | 122   |
| 2012-13              | 1371   | 768    | 2139   | 272                        | 173    | 445    | 57                      | 35     | 92    |
| <b>Uttar Pradesh</b> |        |        |        |                            |        |        |                         |        |       |
| 2015-16              | 127465 | 147104 | 274569 | 9641                       | 9810   | 19451  | 12124                   | 15868  | 27992 |
| 2014-15              | 130330 | 144036 | 274366 | 9221                       | 13028  | 22249  | 8526                    | 13045  | 21571 |
| 2013-14              | 106505 | 124886 | 231391 | 9763                       | 12095  | 21858  | 5793                    | 4090   | 9883  |
| 2012-13              | 93087  | 110916 | 204003 | 7275                       | 8742   | 16017  | 12571                   | 18935  | 31506 |
| <b>Uttrakhand</b>    |        |        |        |                            |        |        |                         |        |       |
| 2015-16              | 4576   | 4134   | 8710   | 845                        | 1159   | 2004   | 308                     | 85     | 393   |
| 2014-15              | 4257   | 2541   | 6798   | 458                        | 1107   | 1565   | 332                     | 125    | 457   |
| 2013-14              | 2311   | 1227   | 3538   | 736                        | 837    | 1573   | 369                     | 154    | 523   |
| 2012-13              | 3056   | 1864   | 4920   | 394                        | 572    | 966    | 101                     | 82     | 183   |
| <b>West Bengal</b>   |        |        |        |                            |        |        |                         |        |       |
| 2015-16              | 108402 | 103321 | 211723 | 4154                       | 4595   | 8749   | 2115                    | 961    | 3076  |
| 2014-15              | 109119 | 96776  | 205895 | 5200                       | 5477   | 10677  | 2501                    | 932    | 3433  |
| 2013-14              | 102492 | 85233  | 187725 | 4337                       | 5146   | 9483   | 2333                    | 1002   | 3335  |
| 2012-13              | 93640  | 72290  | 165930 | 2899                       | 4295   | 7194   | 2824                    | 1718   | 4542  |

**Table 47. Gross Enrolment Ratio during last 6 years**

| State                                | All  |      |        | SC    |       |        | ST   |      |        |
|--------------------------------------|------|------|--------|-------|-------|--------|------|------|--------|
|                                      | Both | Male | Female | Both  | Male  | Female | Both | Male | Female |
| <b>India</b>                         |      |      |        |       |       |        |      |      |        |
| 2015-16                              | 24.5 | 25.4 | 23.5   | 19.9  | 20.8  | 19.0   | 14.2 | 15.6 | 12.9   |
| 2014-15                              | 24.3 | 25.3 | 23.2   | 19.1  | 20.0  | 18.2   | 13.7 | 15.2 | 12.3   |
| 2013-14                              | 23.0 | 23.9 | 22.0   | 17.1  | 17.7  | 16.4   | 11.3 | 12.5 | 10.2   |
| 2012-13                              | 21.5 | 22.7 | 20.1   | 16.0  | 16.9  | 15.0   | 11.1 | 12.4 | 9.8    |
| 2011-12                              | 20.8 | 22.1 | 19.4   | 14.9  | 15.8  | 13.9   | 11.0 | 12.4 | 9.7    |
| 2010-11                              | 19.4 | 20.8 | 17.9   | 13.5  | 14.6  | 12.3   | 11.2 | 12.9 | 9.5    |
| <b>Andaman &amp; Nicobar Islands</b> |      |      |        |       |       |        |      |      |        |
| 2015-16                              | 23.5 | 22.3 | 24.7   |       |       |        | 12.3 | 11.0 | 13.6   |
| 2014-15                              | 23.2 | 21.9 | 24.6   |       |       |        | 10.0 | 8.6  | 11.4   |
| 2013-14                              | 25.6 | 24.1 | 27.1   |       |       |        | 8.9  | 7.2  | 10.6   |
| 2012-13                              | 20.2 | 17.8 | 22.7   |       |       |        | 7.4  | 4.2  | 10.8   |
| 2011-12                              | 12.3 | 11.0 | 13.8   |       |       |        | 7.2  | 4.6  | 10.0   |
| 2010-11                              | 11.4 | 9.6  | 13.4   |       |       |        | 6.6  | 4.4  | 8.8    |
| <b>Andhra Pradesh</b>                |      |      |        |       |       |        |      |      |        |
| 2015-16                              | 30.8 | 34.7 | 26.9   | 25.5  | 28.6  | 22.4   | 23.4 | 27.4 | 19.8   |
| 2014-15                              | 31.2 | 35.2 | 27.3   | 25.8  | 28.9  | 22.7   | 23.9 | 28.1 | 20.1   |
| 2013-14                              | 30.8 | 35.0 | 26.7   | 23.2  | 23.9  | 22.5   | 20.5 | 23.0 | 18.2   |
| 2012-13                              | 27.3 | 31.0 | 23.6   | 22.3  | 24.8  | 19.8   | 21.2 | 25.9 | 17.0   |
| 2011-12                              | 29.9 | 33.3 | 26.4   | 25.6  | 28.2  | 22.9   | 24.2 | 29.5 | 19.2   |
| 2010-11                              | 28.4 | 32.1 | 24.4   | 25.9  | 29.8  | 21.9   | 23.8 | 31.5 | 16.8   |
| <b>Arunachal Pradesh</b>             |      |      |        |       |       |        |      |      |        |
| 2015-16                              | 28.7 | 28.8 | 28.5   |       |       |        | 33.8 | 34.4 | 33.2   |
| 2014-15                              | 28.3 | 28.6 | 27.9   |       |       |        | 34.0 | 35.1 | 33.0   |
| 2013-14                              | 26.1 | 25.7 | 26.6   |       |       |        | 32.6 | 33.0 | 32.3   |
| 2012-13                              | 19.0 | 18.3 | 19.8   |       |       |        | 24.0 | 23.6 | 24.4   |
| 2011-12                              | 21.3 | 22.5 | 20.2   |       |       |        | 24.8 | 27.1 | 22.7   |
| 2010-11                              | 26.9 | 33.6 | 19.5   | 100.0 | 100.0 | 66.0   | 20.1 | 24.3 | 16.1   |
| <b>Assam</b>                         |      |      |        |       |       |        |      |      |        |
| 2015-16                              | 15.4 | 16.2 | 14.7   | 16.8  | 17.5  | 16.0   | 19.3 | 20.8 | 18.0   |
| 2014-15                              | 14.8 | 15.4 | 14.3   | 15.5  | 16.0  | 15.1   | 18.2 | 19.4 | 17.2   |
| 2013-14                              | 15.8 | 16.5 | 15.2   | 16.7  | 17.4  | 16.0   | 17.1 | 17.2 | 16.9   |
| 2012-13                              | 13.8 | 14.0 | 13.7   | 14.3  | 14.4  | 14.1   | 16.7 | 16.7 | 16.7   |
| 2011-12                              | 14.7 | 14.6 | 14.8   | 12.5  | 12.8  | 12.2   | 15.9 | 15.7 | 16.0   |
| 2010-11                              | 13.4 | 13.3 | 13.4   | 11.2  | 10.4  | 12.2   | 13.4 | 13.5 | 13.2   |
| <b>Bihar</b>                         |      |      |        |       |       |        |      |      |        |
| 2015-16                              | 14.3 | 15.8 | 12.6   | 9.3   | 11.4  | 7.1    | 12.3 | 13.4 | 11.2   |
| 2014-15                              | 13.9 | 15.2 | 12.4   | 8.3   | 10.1  | 6.5    | 13.4 | 15.3 | 11.4   |
| 2013-14                              | 13.0 | 14.3 | 11.5   | 8.4   | 10.2  | 6.5    | 11.3 | 13.0 | 9.6    |
| 2012-13                              | 13.1 | 14.4 | 11.6   | 8.5   | 10.3  | 6.6    | 14.6 | 16.0 | 13.1   |
| 2011-12                              | 12.5 | 14.0 | 10.8   | 7.8   | 9.4   | 6.1    | 15.0 | 15.9 | 14.0   |
| 2010-11                              | 10.5 | 11.8 | 9.1    | 5.9   | 7.0   | 4.7    | 20.3 | 20.9 | 19.7   |
| <b>Chandigarh</b>                    |      |      |        |       |       |        |      |      |        |
| 2015-16                              | 57.6 | 48.4 | 70.4   | 32.7  | 28.6  | 37.8   |      |      |        |
| 2014-15                              | 56.1 | 48.6 | 66.4   | 29.6  | 27.5  | 32.2   |      |      |        |
| 2013-14                              | 55.8 | 48.7 | 65.6   | 24.6  | 22.0  | 27.7   |      |      |        |
| 2012-13                              | 54.6 | 51.8 | 58.3   | 23.7  | 23.6  | 23.8   |      |      |        |
| 2011-12                              | 42.2 | 33.2 | 54.4   | 18.5  | 15.3  | 22.5   |      |      |        |
| 2010-11                              | 41.4 | 42.2 | 40.4   | 16.0  | 12.1  | 20.8   |      |      |        |

**Table 47. Gross Enrolment Ratio during last 6 years**

| State                           | All  |      |        | SC   |      |        | ST    |       |        |
|---------------------------------|------|------|--------|------|------|--------|-------|-------|--------|
|                                 | Both | Male | Female | Both | Male | Female | Both  | Male  | Female |
| <b>Chhatisgarh</b>              |      |      |        |      |      |        |       |       |        |
| 2015-16                         | 15.1 | 15.7 | 14.6   | 14.7 | 15.6 | 13.8   | 9.3   | 9.5   | 9.1    |
| 2014-15                         | 14.6 | 15.3 | 14.0   | 13.8 | 15.0 | 12.5   | 8.8   | 9.3   | 8.3    |
| 2013-14                         | 14.0 | 14.9 | 13.1   | 11.9 | 13.0 | 10.7   | 8.1   | 9.0   | 7.3    |
| 2012-13                         | 12.4 | 13.2 | 11.7   | 10.7 | 11.7 | 9.6    | 6.4   | 6.9   | 5.9    |
| 2011-12                         | 10.5 | 11.0 | 10.1   | 8.1  | 8.8  | 7.3    | 4.7   | 4.9   | 4.5    |
| 2010-11                         | 13.6 | 15.8 | 11.4   | 11.3 | 12.2 | 10.3   | 5.4   | 5.9   | 4.9    |
| <b>Dadra &amp; Nagar Haveli</b> |      |      |        |      |      |        |       |       |        |
| 2015-16                         | 9.1  | 7.8  | 11.3   | 22.9 | 17.3 | 30.4   | 6.6   | 7.6   | 5.7    |
| 2014-15                         | 8.3  | 7.7  | 9.5    | 21.5 | 18.0 | 26.1   | 5.5   | 6.8   | 4.3    |
| 2013-14                         | 7.4  | 6.9  | 8.3    | 19.2 | 19.0 | 19.3   | 4.4   | 5.1   | 3.7    |
| 2012-13                         | 6.2  | 5.7  | 7.1    | 6.3  | 5.8  | 6.9    | 2.4   | 3.5   | 1.4    |
| 2011-12                         | 6.4  | 6.4  | 6.4    | 6.2  | 6.5  | 5.8    | 1.9   | 2.9   | 0.9    |
| 2010-11                         | 3.6  | 3.5  | 3.9    | 3.3  | 2.3  | 4.4    | 1.5   | 1.9   | 1.1    |
| <b>Daman &amp; Diu</b>          |      |      |        |      |      |        |       |       |        |
| 2015-16                         | 5.7  | 4.6  | 9.2    | 25.1 | 23.1 | 27.7   | 14.0  | 15.2  | 12.6   |
| 2014-15                         | 5.7  | 4.5  | 9.5    | 26.9 | 22.7 | 32.1   | 14.0  | 15.9  | 12.1   |
| 2013-14                         | 4.7  | 3.7  | 7.9    | 16.6 | 13.8 | 20.1   | 13.2  | 15.3  | 10.9   |
| 2012-13                         | 4.3  | 3.3  | 6.9    | 15.5 | 16.5 | 14.3   | 13.0  | 16.5  | 9.5    |
| 2011-12                         | 3.9  | 3.0  | 6.2    | 14.8 | 11.6 | 18.5   | 12.5  | 17.4  | 7.5    |
| 2010-11                         | 3.5  | 2.7  | 5.6    | 16.1 | 11.1 | 23.0   | 8.4   | 10.7  | 5.3    |
| <b>Delhi</b>                    |      |      |        |      |      |        |       |       |        |
| 2015-16                         | 45.4 | 43.0 | 48.2   | 29.5 | 30.2 | 28.6   |       |       |        |
| 2014-15                         | 43.5 | 42.0 | 45.4   | 27.2 | 26.9 | 27.5   |       |       |        |
| 2013-14                         | 43.1 | 41.9 | 44.6   | 25.2 | 25.4 | 25.0   |       |       |        |
| 2012-13                         | 39.6 | 38.7 | 40.8   | 21.6 | 22.5 | 20.6   |       |       |        |
| 2011-12                         | 38.9 | 38.9 | 39.0   | 18.5 | 19.7 | 17.0   |       |       |        |
| 2010-11                         | 32.5 | 35.0 | 29.8   | 10.2 | 11.7 | 8.7    |       |       |        |
| <b>Goa</b>                      |      |      |        |      |      |        |       |       |        |
| 2015-16                         | 27.6 | 25.0 | 30.9   | 27.2 | 27.7 | 26.7   | 20.6  | 17.3  | 24.1   |
| 2014-15                         | 27.7 | 25.2 | 30.7   | 29.2 | 31.4 | 26.8   | 18.9  | 15.9  | 22.0   |
| 2013-14                         | 26.4 | 21.8 | 31.8   | 26.3 | 24.8 | 27.8   | 18.3  | 16.1  | 20.6   |
| 2012-13                         | 24.9 | 19.8 | 31.0   | 24.4 | 23.7 | 25.1   | 15.0  | 13.2  | 16.9   |
| 2011-12                         | 23.5 | 21.5 | 25.9   | 22.7 | 21.0 | 24.5   | 12.7  | 11.8  | 13.6   |
| 2010-11                         | 33.2 | 31.0 | 35.8   | 25.2 | 26.4 | 24.1   | 100.0 | 100.0 | 100.0  |
| <b>Gujarat</b>                  |      |      |        |      |      |        |       |       |        |
| 2015-16                         | 20.7 | 22.9 | 18.3   | 25.5 | 27.7 | 23.1   | 13.2  | 13.4  | 13.0   |
| 2014-15                         | 20.0 | 22.2 | 17.5   | 24.1 | 26.1 | 21.8   | 13.2  | 13.3  | 13.0   |
| 2013-14                         | 19.5 | 21.5 | 17.2   | 23.5 | 25.3 | 21.5   | 12.2  | 12.5  | 11.8   |
| 2012-13                         | 18.3 | 20.2 | 16.2   | 20.4 | 22.6 | 17.8   | 11.0  | 11.4  | 10.5   |
| 2011-12                         | 16.5 | 18.1 | 14.7   | 16.8 | 18.3 | 15.1   | 9.1   | 9.5   | 8.7    |
| 2010-11                         | 21.3 | 23.5 | 18.8   | 17.8 | 19.8 | 15.6   | 10.3  | 11.3  | 9.3    |
| <b>Haryana</b>                  |      |      |        |      |      |        |       |       |        |
| 2015-16                         | 26.1 | 25.9 | 26.4   | 17.0 | 17.3 | 16.7   |       |       |        |
| 2014-15                         | 27.6 | 27.6 | 27.5   | 17.9 | 18.6 | 16.9   |       |       |        |
| 2013-14                         | 27.5 | 28.8 | 25.9   | 17.5 | 18.9 | 15.8   |       |       |        |
| 2012-13                         | 27.8 | 28.8 | 26.6   | 17.2 | 18.5 | 15.7   |       |       |        |
| 2011-12                         | 28.0 | 28.3 | 27.7   | 17.5 | 18.3 | 16.6   |       |       |        |
| 2010-11                         | 24.1 | 27.2 | 20.7   | 14.2 | 16.5 | 11.5   |       |       |        |

**Table 47. Gross Enrolment Ratio during last 6 years**

| State                    | All  |      |        | SC   |      |        | ST   |      |        |
|--------------------------|------|------|--------|------|------|--------|------|------|--------|
|                          | Both | Male | Female | Both | Male | Female | Both | Male | Female |
| <b>Himachal Pradesh</b>  |      |      |        |      |      |        |      |      |        |
| 2015-16                  | 32.5 | 29.6 | 35.5   | 21.1 | 20.0 | 22.3   | 31.8 | 30.8 | 32.7   |
| 2014-15                  | 31.2 | 29.2 | 33.3   | 19.2 | 18.8 | 19.7   | 27.4 | 27.6 | 27.2   |
| 2013-14                  | 29.3 | 29.8 | 28.8   | 15.8 | 15.5 | 16.1   | 22.6 | 22.3 | 22.9   |
| 2012-13                  | 25.8 | 25.3 | 26.3   | 14.3 | 14.6 | 14.1   | 20.9 | 21.4 | 20.3   |
| 2011-12                  | 24.8 | 24.6 | 25.1   | 13.9 | 13.9 | 13.9   | 19.3 | 19.0 | 19.6   |
| 2010-11                  | 26.0 | 25.9 | 26.0   | 13.7 | 13.5 | 13.9   | 29.6 | 29.6 | 29.7   |
| <b>Jammu and Kashmir</b> |      |      |        |      |      |        |      |      |        |
| 2015-16                  | 24.8 | 23.5 | 26.2   | 15.7 | 13.6 | 17.9   | 9.5  | 10.2 | 8.8    |
| 2014-15                  | 24.8 | 24.1 | 25.5   | 16.6 | 15.0 | 18.4   | 9.7  | 10.6 | 8.7    |
| 2013-14                  | 25.6 | 24.5 | 26.7   | 15.9 | 14.5 | 17.4   | 9.4  | 9.9  | 8.8    |
| 2012-13                  | 25.6 | 24.2 | 27.1   | 15.4 | 13.3 | 17.5   | 8.2  | 9.4  | 6.9    |
| 2011-12                  | 22.8 | 21.8 | 24.0   | 10.5 | 8.9  | 12.1   | 6.9  | 8.0  | 5.8    |
| 2010-11                  | 16.8 | 17.0 | 16.7   | 6.4  | 6.4  | 6.4    | 4.1  | 5.6  | 2.4    |
| <b>Jharkhand</b>         |      |      |        |      |      |        |      |      |        |
| 2015-16                  | 15.5 | 16.2 | 14.8   | 11.9 | 13.1 | 10.6   | 10.5 | 10.2 | 10.8   |
| 2014-15                  | 15.4 | 16.0 | 14.8   | 11.1 | 12.1 | 10.0   | 10.2 | 10.0 | 10.4   |
| 2013-14                  | 13.1 | 13.8 | 12.5   | 9.1  | 10.1 | 7.9    | 8.3  | 8.0  | 8.7    |
| 2012-13                  | 12.1 | 12.2 | 12.0   | 7.9  | 8.6  | 7.2    | 7.5  | 7.0  | 7.9    |
| 2011-12                  | 9.9  | 10.2 | 9.5    | 5.8  | 6.5  | 4.9    | 5.6  | 5.3  | 6.0    |
| 2010-11                  | 8.1  | 8.8  | 7.5    | 4.9  | 5.7  | 4.0    | 6.2  | 5.9  | 6.5    |
| <b>Karnataka</b>         |      |      |        |      |      |        |      |      |        |
| 2015-16                  | 26.1 | 26.3 | 25.9   | 18.7 | 19.3 | 18.0   | 16.1 | 16.9 | 15.1   |
| 2014-15                  | 26.4 | 26.7 | 26.0   | 18.8 | 19.7 | 18.0   | 16.0 | 17.1 | 14.8   |
| 2013-14                  | 26.2 | 26.7 | 25.6   | 18.0 | 19.3 | 16.6   | 15.1 | 16.3 | 14.0   |
| 2012-13                  | 25.4 | 26.1 | 24.5   | 17.0 | 18.3 | 15.6   | 14.1 | 15.6 | 12.5   |
| 2011-12                  | 23.8 | 24.9 | 22.7   | 15.8 | 17.5 | 14.2   | 14.3 | 15.8 | 12.7   |
| 2010-11                  | 25.5 | 26.6 | 24.3   | 19.8 | 21.2 | 18.3   | 18.0 | 19.5 | 16.3   |
| <b>Kerala</b>            |      |      |        |      |      |        |      |      |        |
| 2015-16                  | 30.8 | 26.6 | 35.0   | 22.4 | 16.4 | 28.5   | 16.5 | 13.6 | 19.2   |
| 2014-15                  | 28.7 | 24.1 | 33.3   | 20.7 | 14.9 | 26.5   | 15.1 | 12.7 | 17.3   |
| 2013-14                  | 24.9 | 21.1 | 28.7   | 20.0 | 14.2 | 25.8   | 14.7 | 13.0 | 16.2   |
| 2012-13                  | 22.1 | 18.5 | 25.8   | 17.8 | 12.8 | 22.8   | 14.1 | 12.9 | 15.2   |
| 2011-12                  | 21.8 | 17.8 | 25.6   | 16.9 | 12.0 | 21.8   | 14.0 | 12.9 | 15.0   |
| 2010-11                  | 21.9 | 18.8 | 25.1   | 14.2 | 10.3 | 18.1   | 18.3 | 17.4 | 19.1   |
| <b>Lakshadweep</b>       |      |      |        |      |      |        |      |      |        |
| 2015-16                  | 7.1  | 4.1  | 10.2   |      |      |        | 3.4  | 2.2  | 4.7    |
| 2014-15                  | 4.0  | 2.0  | 6.2    |      |      |        | 4.2  | 2.2  | 6.3    |
| 2013-14                  | 12.0 | 6.4  | 18.0   |      |      |        | 3.7  | 1.8  | 5.7    |
| 2012-13                  | 11.8 | 6.3  | 17.7   |      |      |        | 3.5  | 1.7  | 5.3    |
| 2011-12                  | 11.5 | 6.2  | 17.5   |      |      |        | 3.2  | 1.5  | 4.9    |
| 2010-11                  |      |      |        |      |      |        |      |      |        |
| <b>Madhya Pradesh</b>    |      |      |        |      |      |        |      |      |        |
| 2015-16                  | 19.6 | 21.1 | 17.9   | 15.5 | 17.0 | 13.8   | 8.6  | 9.8  | 7.4    |
| 2014-15                  | 19.6 | 21.6 | 17.3   | 14.4 | 16.2 | 12.4   | 7.8  | 9.1  | 6.5    |
| 2013-14                  | 19.6 | 21.6 | 17.3   | 13.1 | 14.8 | 11.2   | 6.9  | 7.9  | 5.8    |
| 2012-13                  | 19.2 | 22.7 | 15.2   | 12.6 | 14.1 | 10.8   | 5.9  | 7.0  | 4.9    |
| 2011-12                  | 18.5 | 22.0 | 14.6   | 12.4 | 13.7 | 10.9   | 7.1  | 8.4  | 5.8    |
| 2010-11                  | 13.6 | 15.1 | 11.9   | 10.4 | 12.3 | 8.3    | 4.9  | 6.2  | 3.6    |



**Table 47. Gross Enrolment Ratio during last 6 years**

| State              | All  |      |        | SC    |       |        | ST   |      |        |
|--------------------|------|------|--------|-------|-------|--------|------|------|--------|
|                    | Both | Male | Female | Both  | Male  | Female | Both | Male | Female |
| <b>Maharashtra</b> |      |      |        |       |       |        |      |      |        |
| 2015-16            | 29.9 | 31.9 | 27.6   | 29.6  | 31.9  | 27.0   | 14.7 | 18.1 | 11.4   |
| 2014-15            | 27.9 | 30.0 | 25.6   | 25.6  | 27.6  | 23.4   | 12.6 | 15.7 | 9.5    |
| 2013-14            | 26.3 | 28.3 | 23.9   | 22.1  | 24.4  | 19.6   | 10.7 | 13.7 | 7.7    |
| 2012-13            | 22.9 | 25.0 | 20.6   | 18.9  | 20.6  | 16.9   | 8.9  | 11.3 | 6.5    |
| 2011-12            | 26.3 | 28.1 | 24.3   | 23.9  | 25.7  | 22.0   | 11.4 | 14.2 | 8.6    |
| 2010-11            | 27.6 | 30.7 | 24.2   | 28.9  | 32.7  | 24.9   | 12.3 | 16.2 | 8.7    |
| <b>Manipur</b>     |      |      |        |       |       |        |      |      |        |
| 2015-16            | 34.2 | 35.3 | 33.1   | 52.8  | 57.8  | 47.8   | 19.7 | 20.9 | 18.5   |
| 2014-15            | 35.9 | 37.1 | 34.8   | 53.5  | 60.4  | 46.8   | 20.9 | 22.2 | 19.6   |
| 2013-14            | 37.7 | 37.9 | 37.6   | 61.9  | 67.9  | 56.0   | 24.8 | 24.6 | 25.0   |
| 2012-13            | 29.9 | 30.9 | 29.0   | 45.3  | 45.2  | 45.3   | 19.8 | 20.8 | 18.7   |
| 2011-12            | 30.2 | 30.4 | 29.9   | 54.8  | 55.0  | 54.6   | 19.4 | 20.5 | 18.2   |
| 2010-11            | 35.9 | 38.5 | 33.3   | 100.0 | 100.0 | 100.0  | 39.5 | 44.6 | 34.4   |
| <b>Meghalaya</b>   |      |      |        |       |       |        |      |      |        |
| 2015-16            | 20.8 | 20.4 | 21.1   | 50.1  | 55.3  | 44.3   | 17.1 | 15.7 | 18.4   |
| 2014-15            | 20.5 | 19.8 | 21.2   | 48.4  | 54.9  | 41.1   | 17.4 | 14.9 | 19.8   |
| 2013-14            | 19.3 | 19.7 | 18.9   | 48.3  | 45.4  | 51.5   | 15.3 | 13.7 | 16.8   |
| 2012-13            | 19.2 | 18.6 | 19.7   | 31.0  | 27.7  | 34.8   | 13.6 | 11.5 | 15.6   |
| 2011-12            | 17.4 | 16.3 | 18.5   | 33.0  | 33.5  | 32.5   | 14.9 | 13.6 | 16.1   |
| 2010-11            | 17.5 | 15.3 | 19.8   | 33.9  | 35.3  | 32.1   | 15.1 | 12.9 | 17.2   |
| <b>Mizoram</b>     |      |      |        |       |       |        |      |      |        |
| 2015-16            | 24.1 | 25.2 | 23.0   | 158.0 | 192.6 | 96.7   | 24.5 | 25.6 | 23.5   |
| 2014-15            | 23.3 | 23.5 | 23.0   | 109.9 | 118.3 | 95.2   | 23.8 | 24.1 | 23.5   |
| 2013-14            | 23.2 | 23.7 | 22.7   | 108.1 | 97.3  | 127.4  | 23.8 | 24.4 | 23.1   |
| 2012-13            | 22.2 | 22.4 | 22.0   | 88.4  | 85.5  | 93.7   | 22.1 | 22.5 | 21.6   |
| 2011-12            | 19.0 | 19.6 | 18.3   | 90.8  | 78.4  | 112.7  | 19.2 | 20.0 | 18.4   |
| 2010-11            | 21.6 | 22.0 | 21.1   | 100.0 | 100.0 | 100.0  | 20.4 | 21.4 | 19.5   |
| <b>Nagaland</b>    |      |      |        |       |       |        |      |      |        |
| 2015-16            | 14.9 | 14.2 | 15.6   |       |       |        | 14.1 | 13.5 | 14.8   |
| 2014-15            | 15.6 | 15.2 | 16.1   |       |       |        | 13.9 | 13.0 | 14.8   |
| 2013-14            | 15.4 | 16.9 | 13.9   |       |       |        | 13.1 | 12.3 | 13.8   |
| 2012-13            | 14.7 | 16.6 | 12.8   |       |       |        | 12.3 | 12.1 | 12.6   |
| 2011-12            | 15.8 | 18.2 | 13.4   |       |       |        | 12.3 | 11.7 | 12.8   |
| 2010-11            | 21.5 | 25.8 | 16.9   |       |       |        | 15.8 | 15.9 | 15.6   |
| <b>Odisha</b>      |      |      |        |       |       |        |      |      |        |
| 2015-16            | 19.6 | 21.5 | 17.8   | 14.7  | 16.5  | 12.9   | 9.4  | 10.7 | 8.2    |
| 2014-15            | 17.7 | 19.6 | 15.9   | 12.2  | 13.6  | 10.7   | 7.9  | 8.9  | 6.9    |
| 2013-14            | 16.4 | 18.0 | 14.8   | 10.5  | 11.4  | 9.6    | 6.7  | 7.4  | 6.0    |
| 2012-13            | 16.3 | 18.6 | 14.1   | 9.9   | 11.1  | 8.6    | 6.2  | 7.1  | 5.5    |
| 2011-12            | 16.6 | 18.3 | 15.0   | 9.2   | 10.0  | 8.4    | 6.6  | 7.2  | 6.0    |
| 2010-11            | 16.1 | 18.1 | 14.1   | 9.5   | 10.7  | 8.2    | 6.0  | 6.8  | 5.2    |
| <b>Puducherry</b>  |      |      |        |       |       |        |      |      |        |
| 2015-16            | 43.2 | 44.2 | 42.1   | 32.5  | 33.2  | 31.7   |      |      |        |
| 2014-15            | 46.0 | 47.7 | 44.2   | 34.1  | 36.1  | 32.1   |      |      |        |
| 2013-14            | 47.7 | 51.1 | 44.3   | 33.4  | 37.6  | 29.3   |      |      |        |
| 2012-13            | 44.1 | 46.6 | 41.8   | 30.4  | 32.9  | 28.0   |      |      |        |
| 2011-12            | 38.3 | 40.4 | 36.3   | 28.8  | 31.3  | 26.6   |      |      |        |
| 2010-11            | 31.2 | 32.6 | 29.9   | 26.0  | 28.9  | 23.2   |      |      |        |
| <b>Punjab</b>      |      |      |        |       |       |        |      |      |        |
| 2015-16            | 27.0 | 25.8 | 28.5   | 18.0  | 17.7  | 18.4   |      |      |        |
| 2014-15            | 27.1 | 26.0 | 28.4   | 14.8  | 14.5  | 15.1   |      |      |        |
| 2013-14            | 25.4 | 23.6 | 27.4   | 12.8  | 12.6  | 13.0   |      |      |        |
| 2012-13            | 23.9 | 22.5 | 25.6   | 10.0  | 9.6   | 10.5   |      |      |        |
| 2011-12            | 23.0 | 22.4 | 23.6   | 8.4   | 8.0   | 8.8    |      |      |        |
| 2010-11            | 19.4 | 23.6 | 14.5   | 7.3   | 8.1   | 6.4    |      |      |        |

**Table 47. Gross Enrolment Ratio during last 6 years**

| State                | All  |      |        | SC   |      |        | ST    |       |        |
|----------------------|------|------|--------|------|------|--------|-------|-------|--------|
|                      | Both | Male | Female | Both | Male | Female | Both  | Male  | Female |
| <b>Rajasthan</b>     |      |      |        |      |      |        |       |       |        |
| 2015-16              | 20.2 | 21.8 | 18.5   | 15.2 | 16.7 | 13.4   | 15.2  | 16.9  | 13.5   |
| 2014-15              | 20.0 | 21.9 | 17.9   | 14.7 | 16.4 | 12.7   | 15.8  | 17.9  | 13.6   |
| 2013-14              | 19.7 | 21.5 | 17.8   | 14.6 | 16.4 | 12.5   | 15.3  | 17.4  | 13.1   |
| 2012-13              | 18.3 | 21.4 | 14.8   | 12.7 | 15.6 | 9.5    | 12.4  | 15.7  | 9.0    |
| 2011-12              | 18.2 | 20.6 | 15.5   | 11.8 | 14.1 | 9.3    | 12.7  | 15.1  | 10.1   |
| 2010-11              | 18.2 | 20.9 | 15.2   | 11.2 | 13.5 | 8.5    | 13.0  | 15.7  | 10.3   |
| <b>Sikkim</b>        |      |      |        |      |      |        |       |       |        |
| 2015-16              | 37.6 | 36.7 | 38.5   | 29.1 | 36.2 | 22.5   | 24.5  | 20.0  | 28.8   |
| 2014-15              | 30.3 | 28.4 | 32.4   | 29.6 | 34.9 | 24.6   | 24.5  | 19.6  | 29.3   |
| 2013-14              | 27.8 | 26.4 | 29.3   | 25.7 | 31.6 | 20.2   | 21.5  | 17.1  | 25.8   |
| 2012-13              | 24.3 | 21.8 | 26.9   | 18.1 | 18.9 | 17.3   | 17.6  | 13.4  | 21.8   |
| 2011-12              | 28.2 | 28.9 | 27.4   | 27.8 | 28.9 | 26.8   | 19.0  | 15.6  | 22.4   |
| 2010-11              | 24.2 | 26.0 | 22.2   | 11.8 | 12.4 | 11.3   | 19.3  | 16.4  | 22.2   |
| <b>Tamil Nadu</b>    |      |      |        |      |      |        |       |       |        |
| 2015-16              | 44.3 | 46.3 | 42.4   | 34.4 | 34.6 | 34.2   | 31.8  | 36.4  | 27.3   |
| 2014-15              | 45.2 | 47.0 | 43.4   | 33.2 | 33.3 | 33.1   | 32.3  | 39.1  | 25.8   |
| 2013-14              | 43.0 | 45.6 | 40.4   | 31.0 | 32.0 | 30.1   | 28.4  | 35.5  | 21.7   |
| 2012-13              | 42.0 | 45.4 | 38.7   | 30.0 | 31.4 | 28.6   | 27.6  | 34.4  | 21.1   |
| 2011-12              | 40.0 | 43.2 | 36.8   | 28.5 | 30.3 | 26.7   | 32.5  | 36.1  | 29.1   |
| 2010-11              | 32.9 | 36.5 | 29.1   | 21.7 | 23.4 | 19.9   | 23.7  | 30.6  | 17.5   |
| <b>Telangana</b>     |      |      |        |      |      |        |       |       |        |
| 2015-16              | 36.3 | 39.3 | 33.4   | 36.1 | 38.1 | 34.2   | 33.9  | 39.2  | 28.7   |
| 2014-15              | 36.1 | 39.2 | 33.0   | 36.1 | 38.1 | 34.1   | 33.5  | 39.6  | 27.5   |
| 2013-14              | 35.5 | 38.6 | 32.4   | 35.4 | 37.4 | 33.4   | 30.8  | 36.3  | 25.3   |
| 2012-13              | 33.1 | 36.9 | 29.3   | 32.2 | 35.2 | 29.1   | 27.0  | 32.5  | 21.6   |
| <b>Tripura</b>       |      |      |        |      |      |        |       |       |        |
| 2015-16              | 16.9 | 19.9 | 14.0   | 14.6 | 18.0 | 11.3   | 10.9  | 12.9  | 9.1    |
| 2014-15              | 16.8 | 20.2 | 13.5   | 15.5 | 19.8 | 11.2   | 10.5  | 13.9  | 7.6    |
| 2013-14              | 15.4 | 17.9 | 12.9   | 1.4  | 1.6  | 1.1    | 0.9   | 1.1   | 0.7    |
| 2012-13              | 14.1 | 16.6 | 11.7   | 12.1 | 14.4 | 9.7    | 8.1   | 10.2  | 6.3    |
| 2011-12              | 12.4 | 14.6 | 10.2   | 10.6 | 12.6 | 8.5    | 6.4   | 8.3   | 4.8    |
| 2010-11              | 13.6 | 16.0 | 11.0   | 10.1 | 11.7 | 8.4    | 6.3   | 7.9   | 4.9    |
| <b>Uttar Pradesh</b> |      |      |        |      |      |        |       |       |        |
| 2015-16              | 24.5 | 24.2 | 24.9   | 20.5 | 20.3 | 20.7   | 30.6  | 33.5  | 27.7   |
| 2014-15              | 25.0 | 24.5 | 25.5   | 20.6 | 20.2 | 21.0   | 30.6  | 33.0  | 28.1   |
| 2013-14              | 21.6 | 20.4 | 23.0   | 18.1 | 16.8 | 19.6   | 26.4  | 27.7  | 24.9   |
| 2012-13              | 19.5 | 18.8 | 20.4   | 16.1 | 15.2 | 17.3   | 24.4  | 25.2  | 23.6   |
| 2011-12              | 17.4 | 17.5 | 17.2   | 12.9 | 12.6 | 13.2   | 20.5  | 23.6  | 17.2   |
| 2010-11              | 16.3 | 15.2 | 17.4   | 11.7 | 11.2 | 12.4   | 100.0 | 100.0 | 100.0  |
| <b>Uttrakhand</b>    |      |      |        |      |      |        |       |       |        |
| 2015-16              | 33.3 | 33.6 | 32.9   | 23.5 | 23.8 | 23.2   | 38.6  | 40.3  | 36.8   |
| 2014-15              | 33.9 | 34.9 | 32.8   | 21.4 | 22.5 | 20.3   | 41.2  | 39.6  | 42.7   |
| 2013-14              | 33.8 | 32.7 | 34.9   | 23.5 | 23.2 | 23.7   | 33.0  | 32.5  | 33.4   |
| 2012-13              | 33.3 | 32.6 | 34.0   | 20.7 | 21.1 | 20.2   | 44.3  | 42.5  | 46.0   |
| 2011-12              | 31.1 | 30.1 | 32.3   | 17.2 | 17.1 | 17.2   | 40.2  | 39.1  | 41.4   |
| 2010-11              | 27.8 | 26.1 | 29.6   | 17.7 | 17.5 | 18.0   | 44.2  | 42.2  | 46.3   |
| <b>West Bengal</b>   |      |      |        |      |      |        |       |       |        |
| 2015-16              | 17.7 | 19.1 | 16.2   | 12.8 | 14.2 | 11.5   | 9.5   | 10.6  | 8.4    |
| 2014-15              | 17.4 | 19.1 | 15.8   | 12.8 | 14.4 | 11.2   | 9.7   | 11.4  | 8.1    |
| 2013-14              | 16.3 | 18.2 | 14.4   | 11.9 | 13.4 | 10.2   | 8.7   | 10.2  | 7.3    |
| 2012-13              | 15.1 | 17.1 | 13.2   | 10.3 | 11.8 | 8.7    | 7.3   | 8.7   | 6.0    |
| 2011-12              | 13.6 | 15.4 | 11.8   | 9.0  | 10.2 | 7.6    | 6.4   | 7.7   | 5.3    |
| 2010-11              | 12.4 | 13.8 | 10.9   | 6.9  | 7.8  | 5.8    | 6.0   | 7.3   | 4.8    |

**Table 48. Gender Parity Index during last 6 years**

| State                     | All     |         |         |         |         |         | SC      |         |         |         |         |         | ST      |         |         |         |         |         |
|---------------------------|---------|---------|---------|---------|---------|---------|---------|---------|---------|---------|---------|---------|---------|---------|---------|---------|---------|---------|
|                           | 2010-11 | 2011-12 | 2012-13 | 2013-14 | 2014-15 | 2015-16 | 2010-11 | 2011-12 | 2012-13 | 2013-14 | 2014-15 | 2015-16 | 2010-11 | 2011-12 | 2012-13 | 2013-14 | 2014-15 | 2015-16 |
| India                     | 0.86    | 0.88    | 0.89    | 0.92    | 0.92    | 0.92    | 0.84    | 0.88    | 0.89    | 0.92    | 0.91    | 0.91    | 0.74    | 0.78    | 0.79    | 0.81    | 0.81    | 0.83    |
| Andaman & Nicobar Islands | 1.39    | 1.26    | 1.28    | 1.13    | 1.13    | 1.11    |         |         |         |         |         |         | 2.01    | 2.18    | 2.57    | 1.46    | 1.32    | 1.24    |
| Andhra Pradesh            | 0.76    | 0.79    | 0.76    | 0.76    | 0.78    | 0.77    | 0.74    | 0.81    | 0.80    | 0.94    | 0.79    | 0.78    | 0.53    | 0.65    | 0.66    | 0.79    | 0.71    | 0.72    |
| Arunachal Pradesh         | 0.58    | 0.89    | 1.08    | 1.04    | 0.97    | 0.99    | 0.66    |         |         |         |         |         | 0.66    | 0.84    | 1.03    | 0.98    | 0.94    | 0.96    |
| Assam                     | 1.01    | 1.01    | 0.97    | 0.92    | 0.93    | 0.90    | 1.17    | 0.95    | 0.98    | 0.92    | 0.94    | 0.91    | 0.98    | 1.02    | 1.00    | 0.98    | 0.89    | 0.87    |
| Bihar                     | 0.77    | 0.77    | 0.80    | 0.81    | 0.82    | 0.80    | 0.67    | 0.65    | 0.64    | 0.63    | 0.65    | 0.62    | 0.94    | 0.88    | 0.82    | 0.74    | 0.75    | 0.84    |
| Chandigarh                | 0.96    | 1.64    | 1.13    | 1.35    | 1.37    | 1.45    | 1.72    | 1.47    | 1.01    | 1.26    | 1.17    | 1.32    |         |         |         |         |         |         |
| Chhatisgarh               | 0.72    | 0.92    | 0.88    | 0.88    | 0.91    | 0.93    | 0.84    | 0.83    | 0.82    | 0.82    | 0.83    | 0.89    | 0.83    | 0.91    | 0.86    | 0.81    | 0.89    | 0.95    |
| Dadra & Nagar Haveli      | 1.14    | 1.00    | 1.26    | 1.19    | 1.24    | 1.45    | 1.86    | 0.90    | 1.18    | 1.02    | 1.44    | 1.76    | 0.59    | 0.32    | 0.41    | 0.71    | 0.63    | 0.76    |
| Daman & Diu               | 2.11    | 2.07    | 2.06    | 2.13    | 2.12    | 2.01    | 2.07    | 1.59    | 0.87    | 1.46    | 1.42    | 1.20    | 0.49    | 0.43    | 0.57    | 0.72    | 0.76    | 0.83    |
| Delhi                     | 0.85    | 1.00    | 1.05    | 1.07    | 1.08    | 1.12    | 0.74    | 0.86    | 0.92    | 0.98    | 1.02    | 0.95    |         |         |         |         |         |         |
| Goa                       | 1.16    | 1.21    | 1.57    | 1.46    | 1.22    | 1.23    | 0.91    | 1.16    | 1.06    | 1.12    | 0.85    | 0.97    | 1.00    | 1.16    | 1.28    | 1.28    | 1.39    | 1.39    |
| Gujarat                   | 0.80    | 0.81    | 0.80    | 0.80    | 0.79    | 0.80    | 0.79    | 0.83    | 0.79    | 0.85    | 0.83    | 0.83    | 0.82    | 0.92    | 0.92    | 0.95    | 0.98    | 0.98    |
| Haryana                   | 0.76    | 0.98    | 0.92    | 0.90    | 1.00    | 1.02    | 0.70    | 0.91    | 0.85    | 0.84    | 0.91    | 0.96    |         |         |         |         |         |         |
| Himachal Pradesh          | 1.00    | 1.02    | 1.04    | 0.97    | 1.14    | 1.20    | 1.03    | 1.00    | 0.96    | 1.04    | 1.04    | 1.12    | 1.00    | 1.03    | 0.95    | 1.03    | 0.98    | 1.06    |
| Jammu and Kashmir         | 0.98    | 1.10    | 1.12    | 1.09    | 1.06    | 1.12    | 1.00    | 1.36    | 1.31    | 1.20    | 1.23    | 1.32    | 0.42    | 0.73    | 0.73    | 0.89    | 0.82    | 0.87    |
| Jharkhand                 | 0.85    | 0.93    | 0.98    | 0.91    | 0.93    | 0.92    | 0.70    | 0.76    | 0.84    | 0.78    | 0.83    | 0.81    | 1.11    | 1.14    | 1.13    | 1.08    | 1.04    | 1.05    |
| Karnataka                 | 0.92    | 0.91    | 0.94    | 0.96    | 0.97    | 0.99    | 0.86    | 0.81    | 0.85    | 0.86    | 0.91    | 0.93    | 0.84    | 0.80    | 0.80    | 0.86    | 0.87    | 0.89    |
| Kerala                    | 1.34    | 1.44    | 1.39    | 1.36    | 1.38    | 1.32    | 1.76    | 1.82    | 1.78    | 1.82    | 1.78    | 1.73    | 1.10    | 1.16    | 1.17    | 1.25    | 1.36    | 1.41    |
| Lakshadweep               |         | 2.84    | 2.80    | 2.80    | 3.08    | 2.48    |         |         |         |         |         |         |         | 3.14    | 3.14    | 3.10    | 2.85    | 2.16    |
| Madhya Pradesh            | 0.79    | 0.67    | 0.67    | 0.80    | 0.80    | 0.85    | 0.67    | 0.79    | 0.77    | 0.75    | 0.77    | 0.81    | 0.58    | 0.69    | 0.70    | 0.73    | 0.71    | 0.76    |
| Maharashtra               | 0.79    | 0.86    | 0.83    | 0.85    | 0.86    | 0.86    | 0.76    | 0.86    | 0.82    | 0.80    | 0.85    | 0.85    | 0.53    | 0.60    | 0.58    | 0.56    | 0.60    | 0.63    |
| Manipur                   | 0.86    | 0.98    | 0.94    | 0.99    | 0.94    | 0.94    | 1.00    | 0.99    | 1.00    | 0.83    | 0.78    | 0.83    | 0.77    | 0.89    | 0.90    | 1.02    | 0.88    | 0.88    |
| Meghalaya                 | 1.29    | 1.13    | 1.06    | 0.96    | 1.07    | 1.04    | 0.91    | 0.97    | 1.26    | 1.14    | 0.75    | 0.80    | 1.34    | 1.19    | 1.35    | 1.22    | 1.33    | 1.18    |
| Mizoram                   | 0.96    | 0.93    | 0.98    | 0.96    | 0.98    | 0.91    | 1.00    | 1.44    | 1.10    | 1.31    | 0.80    | 0.50    | 0.91    | 0.92    | 0.96    | 0.95    | 0.98    | 0.92    |
| Nagaland                  | 0.65    | 0.74    | 0.77    | 0.82    | 1.06    | 1.10    |         |         |         |         |         |         | 0.98    | 1.09    | 1.04    | 1.12    | 1.13    | 1.10    |
| Odisha                    | 0.78    | 0.82    | 0.76    | 0.82    | 0.81    | 0.83    | 0.77    | 0.83    | 0.78    | 0.84    | 0.79    | 0.78    | 0.76    | 0.82    | 0.77    | 0.81    | 0.77    | 0.77    |
| Puducherry                | 0.92    | 0.90    | 0.90    | 0.87    | 0.93    | 0.95    | 0.80    | 0.85    | 0.85    | 0.78    | 0.89    | 0.96    |         |         |         |         |         |         |
| Punjab                    | 0.62    | 1.05    | 1.14    | 1.16    | 1.09    | 1.10    | 0.78    | 1.10    | 1.09    | 1.03    | 1.05    | 1.04    |         |         |         |         |         |         |
| Rajasthan                 | 0.72    | 0.75    | 0.69    | 0.83    | 0.82    | 0.85    | 0.63    | 0.66    | 0.61    | 0.76    | 0.77    | 0.80    | 0.66    | 0.67    | 0.57    | 0.75    | 0.76    | 0.80    |
| Sikkim                    | 0.85    | 0.95    | 1.23    | 1.11    | 1.14    | 1.05    | 0.91    | 0.93    | 0.92    | 0.64    | 0.70    | 0.62    | 1.35    | 1.44    | 1.62    | 1.51    | 1.50    | 1.44    |
| Tamil Nadu                | 0.80    | 0.85    | 0.85    | 0.89    | 0.92    | 0.92    | 0.85    | 0.88    | 0.91    | 0.94    | 1.00    | 0.99    | 0.57    | 0.81    | 0.61    | 0.61    | 0.66    | 0.75    |
| Telangana                 |         |         | 0.79    | 0.84    | 0.84    | 0.85    |         |         | 0.83    | 0.89    | 0.89    | 0.90    |         |         | 0.66    | 0.70    | 0.69    | 0.73    |
| Tripura                   | 0.69    | 0.70    | 0.71    | 0.72    | 0.67    | 0.70    | 0.71    | 0.67    | 0.67    | 0.69    | 0.56    | 0.63    | 0.61    | 0.58    | 0.62    | 0.61    | 0.54    | 0.70    |
| Uttar Pradesh             | 1.14    | 0.98    | 1.09    | 1.13    | 1.04    | 1.03    | 1.11    | 1.05    | 1.14    | 1.17    | 1.04    | 1.02    | 1.00    | 0.73    | 0.94    | 0.90    | 0.85    | 0.83    |
| Uttarakhand               | 1.13    | 1.07    | 1.04    | 1.06    | 0.94    | 0.98    | 1.03    | 1.01    | 0.96    | 1.02    | 0.90    | 0.97    | 1.10    | 1.06    | 1.08    | 1.03    | 1.08    | 0.91    |
| West Bengal               | 0.79    | 0.76    | 0.77    | 0.79    | 0.83    | 0.85    | 0.74    | 0.75    | 0.74    | 0.76    | 0.78    | 0.81    | 0.66    | 0.69    | 0.69    | 0.71    | 0.71    | 0.79    |

**Table 49. Pupil Teacher Ratio during last 5 years**

| State                                | All Institutions        |              | University & Colleges   |              | University & its Constituent Units |              |
|--------------------------------------|-------------------------|--------------|-------------------------|--------------|------------------------------------|--------------|
|                                      | Regular & Distance Mode | Regular Mode | Regular & Distance Mode | Regular Mode | Regular & Distance Mode            | Regular Mode |
| <b>India</b>                         |                         |              |                         |              |                                    |              |
| 2015-16                              | 23                      | 20           | 24                      | 21           | 37                                 | 16           |
| 2014-15                              | 23                      | 21           | 24                      | 22           | 37                                 | 15           |
| 2013-14                              | 24                      | 21           | 25                      | 21           | 41                                 | 16           |
| 2012-13                              | 23                      | 20           | 24                      | 21           | 41                                 | 16           |
| 2011-12                              | 23                      | 21           | 24                      | 21           | 42                                 | 16           |
| <b>Andaman &amp; Nicobar Islands</b> |                         |              |                         |              |                                    |              |
| 2015-16                              | 34                      | 20           | 34                      | 20           | 481                                | 13           |
| 2014-15                              | 30                      | 17           | 30                      | 17           | 494                                | 14           |
| 2013-14                              | 43                      | 18           | 43                      | 18           | 620                                | 13           |
| 2012-13                              | 48                      | 19           | 50                      | 19           | 492                                | 10           |
| 2011-12                              | 31                      | 20           | 33                      | 20           | 0                                  | 0            |
| <b>Andhra Pradesh</b>                |                         |              |                         |              |                                    |              |
| 2015-16                              | 16                      | 13           | 16                      | 13           | 65                                 | 15           |
| 2014-15                              | 17                      | 14           | 17                      | 14           | 75                                 | 17           |
| 2013-14                              | 18                      | 14           | 18                      | 14           | 81                                 | 15           |
| 2012-13                              | 18                      | 14           | 18                      | 14           | 86                                 | 14           |
| 2011-12                              | 18                      | 15           | 18                      | 15           | 93                                 | 13           |
| <b>Arunachal Pradesh</b>             |                         |              |                         |              |                                    |              |
| 2015-16                              | 43                      | 31           | 46                      | 33           | 38                                 | 13           |
| 2014-15                              | 49                      | 39           | 51                      | 40           | 43                                 | 13           |
| 2013-14                              | 42                      | 32           | 44                      | 34           | 44                                 | 12           |
| 2012-13                              | 31                      | 25           | 34                      | 27           | 38                                 | 12           |
| 2011-12                              | 40                      | 33           | 43                      | 35           | 38                                 | 12           |
| <b>Assam</b>                         |                         |              |                         |              |                                    |              |
| 2015-16                              | 25                      | 22           | 26                      | 22           | 35                                 | 11           |
| 2014-15                              | 25                      | 22           | 26                      | 22           | 37                                 | 12           |
| 2013-14                              | 29                      | 21           | 30                      | 22           | 63                                 | 11           |
| 2012-13                              | 26                      | 20           | 27                      | 21           | 58                                 | 13           |
| 2011-12                              | 24                      | 21           | 25                      | 21           | 42                                 | 11           |
| <b>Bihar</b>                         |                         |              |                         |              |                                    |              |
| 2015-16                              | 54                      | 50           | 55                      | 52           | 37                                 | 15           |
| 2014-15                              | 50                      | 47           | 52                      | 48           | 33                                 | 14           |
| 2013-14                              | 57                      | 52           | 59                      | 54           | 66                                 | 26           |
| 2012-13                              | 53                      | 49           | 54                      | 50           | 101                                | 40           |
| 2011-12                              | 46                      | 43           | 47                      | 44           | 73                                 | 30           |
| <b>Chandigarh</b>                    |                         |              |                         |              |                                    |              |
| 2015-16                              | 31                      | 22           | 32                      | 22           | 36                                 | 16           |
| 2014-15                              | 29                      | 21           | 29                      | 21           | 34                                 | 15           |
| 2013-14                              | 30                      | 21           | 30                      | 21           | 35                                 | 15           |
| 2012-13                              | 23                      | 16           | 23                      | 16           | 22                                 | 10           |
| 2011-12                              | 25                      | 18           | 26                      | 19           | 31                                 | 14           |
| <b>Chhatisgarh</b>                   |                         |              |                         |              |                                    |              |
| 2015-16                              | 23                      | 20           | 23                      | 20           | 53                                 | 18           |
| 2014-15                              | 24                      | 20           | 24                      | 20           | 51                                 | 18           |
| 2013-14                              | 24                      | 21           | 24                      | 22           | 55                                 | 23           |
| 2012-13                              | 24                      | 22           | 25                      | 22           | 54                                 | 27           |
| 2011-12                              | 21                      | 20           | 21                      | 20           | 14                                 | 9            |

**Table 49. Pupil Teacher Ratio during last 5 years**

| State                           | All Institutions        |              | University & Colleges   |              | University & its Constituent Units |              |
|---------------------------------|-------------------------|--------------|-------------------------|--------------|------------------------------------|--------------|
|                                 | Regular & Distance Mode | Regular Mode | Regular & Distance Mode | Regular Mode | Regular & Distance Mode            | Regular Mode |
| <b>Dadra &amp; Nagar Haveli</b> |                         |              |                         |              |                                    |              |
| 2015-16                         | 27                      | 27           | 27                      | 27           | 18                                 | 17           |
| 2014-15                         | 25                      | 25           | 25                      | 25           | 13                                 | 12           |
| 2013-14                         | 25                      | 25           | 25                      | 25           | 20                                 | 14           |
| 2012-13                         | 25                      | 25           | 25                      | 25           | 20                                 | 14           |
| 2011-12                         | 26                      | 26           | 28                      | 28           | 20                                 | 15           |
| <b>Daman &amp; Diu</b>          |                         |              |                         |              |                                    |              |
| 2015-16                         | 16                      | 16           | 17                      | 17           | 0                                  | 0            |
| 2014-15                         | 16                      | 16           | 17                      | 17           | 0                                  | 0            |
| 2013-14                         | 15                      | 15           | 15                      | 15           | 0                                  | 0            |
| 2012-13                         | 13                      | 13           | 9                       | 9            | 0                                  | 0            |
| 2011-12                         | 11                      | 11           | 7                       | 7            | 0                                  | 0            |
| <b>Delhi</b>                    |                         |              |                         |              |                                    |              |
| 2015-16                         | 51                      | 19           | 54                      | 19           | 121                                | 16           |
| 2014-15                         | 49                      | 19           | 51                      | 19           | 113                                | 17           |
| 2013-14                         | 50                      | 19           | 53                      | 19           | 116                                | 17           |
| 2012-13                         | 47                      | 18           | 49                      | 18           | 112                                | 16           |
| 2011-12                         | 48                      | 18           | 51                      | 19           | 112                                | 16           |
| <b>Goa</b>                      |                         |              |                         |              |                                    |              |
| 2015-16                         | 18                      | 15           | 19                      | 15           | 61                                 | 14           |
| 2014-15                         | 17                      | 14           | 18                      | 14           | 46                                 | 10           |
| 2013-14                         | 18                      | 15           | 19                      | 15           | 46                                 | 8            |
| 2012-13                         | 18                      | 15           | 19                      | 16           | 71                                 | 12           |
| 2011-12                         | 17                      | 14           | 18                      | 14           | 64                                 | 11           |
| <b>Gujarat</b>                  |                         |              |                         |              |                                    |              |
| 2015-16                         | 27                      | 25           | 28                      | 26           | 32                                 | 23           |
| 2014-15                         | 28                      | 26           | 29                      | 27           | 31                                 | 19           |
| 2013-14                         | 27                      | 26           | 28                      | 26           | 30                                 | 20           |
| 2012-13                         | 27                      | 26           | 28                      | 26           | 32                                 | 22           |
| 2011-12                         | 27                      | 26           | 28                      | 27           | 27                                 | 22           |
| <b>Haryana</b>                  |                         |              |                         |              |                                    |              |
| 2015-16                         | 18                      | 17           | 19                      | 18           | 18                                 | 14           |
| 2014-15                         | 18                      | 17           | 18                      | 18           | 15                                 | 12           |
| 2013-14                         | 18                      | 18           | 19                      | 18           | 17                                 | 13           |
| 2012-13                         | 19                      | 19           | 20                      | 19           | 18                                 | 14           |
| 2011-12                         | 22                      | 21           | 23                      | 22           | 20                                 | 16           |
| <b>Himachal Pradesh</b>         |                         |              |                         |              |                                    |              |
| 2015-16                         | 22                      | 19           | 24                      | 20           | 24                                 | 13           |
| 2014-15                         | 21                      | 18           | 23                      | 19           | 25                                 | 12           |
| 2013-14                         | 22                      | 18           | 24                      | 19           | 25                                 | 11           |
| 2012-13                         | 20                      | 18           | 22                      | 19           | 20                                 | 10           |
| 2011-12                         | 24                      | 21           | 26                      | 22           | 23                                 | 11           |
| <b>Jammu and Kashmir</b>        |                         |              |                         |              |                                    |              |
| 2015-16                         | 31                      | 21           | 33                      | 23           | 61                                 | 12           |
| 2014-15                         | 32                      | 22           | 34                      | 24           | 72                                 | 14           |
| 2013-14                         | 33                      | 25           | 35                      | 25           | 64                                 | 13           |
| 2012-13                         | 35                      | 27           | 36                      | 28           | 60                                 | 12           |
| 2011-12                         | 38                      | 32           | 38                      | 32           | 53                                 | 13           |

**Table 49. Pupil Teacher Ratio during last 5 years**

| State                 | All Institutions        |              | University & Colleges   |              | University & its Constituent Units |              |
|-----------------------|-------------------------|--------------|-------------------------|--------------|------------------------------------|--------------|
|                       | Regular & Distance Mode | Regular Mode | Regular & Distance Mode | Regular Mode | Regular & Distance Mode            | Regular Mode |
| <b>Jharkhand</b>      |                         |              |                         |              |                                    |              |
| 2015-16               | 52                      | 48           | 54                      | 50           | 51                                 | 24           |
| 2014-15               | 58                      | 54           | 59                      | 55           | 49                                 | 22           |
| 2013-14               | 58                      | 53           | 59                      | 55           | 51                                 | 22           |
| 2012-13               | 52                      | 48           | 53                      | 48           | 50                                 | 21           |
| 2011-12               | 44                      | 40           | 44                      | 40           | 48                                 | 22           |
| <b>Karnataka</b>      |                         |              |                         |              |                                    |              |
| 2015-16               | 14                      | 13           | 14                      | 13           | 15                                 | 11           |
| 2014-15               | 14                      | 13           | 14                      | 13           | 17                                 | 10           |
| 2013-14               | 14                      | 12           | 15                      | 13           | 25                                 | 9            |
| 2012-13               | 15                      | 13           | 15                      | 13           | 27                                 | 10           |
| 2011-12               | 14                      | 13           | 15                      | 13           | 27                                 | 9            |
| <b>Kerala</b>         |                         |              |                         |              |                                    |              |
| 2015-16               | 16                      | 13           | 16                      | 13           | 53                                 | 13           |
| 2014-15               | 17                      | 13           | 17                      | 13           | 55                                 | 13           |
| 2013-14               | 15                      | 14           | 16                      | 14           | 35                                 | 13           |
| 2012-13               | 15                      | 14           | 15                      | 14           | 28                                 | 12           |
| 2011-12               | 15                      | 14           | 16                      | 14           | 34                                 | 15           |
| <b>Lakshdweep</b>     |                         |              |                         |              |                                    |              |
| 2015-16               | 13                      | 13           | 13                      | 13           | 13                                 | 13           |
| 2014-15               | 8                       | 8            | 8                       | 8            | 8                                  | 8            |
| 2013-14               | 14                      | 14           | 14                      | 14           | 14                                 | 14           |
| 2012-13               | 13                      | 13           | 13                      | 13           | 13                                 | 13           |
| 2011-12               | 13                      | 13           | 13                      | 13           | 13                                 | 13           |
| <b>Madhya Pradesh</b> |                         |              |                         |              |                                    |              |
| 2015-16               | 24                      | 21           | 24                      | 21           | 45                                 | 28           |
| 2014-15               | 24                      | 21           | 24                      | 22           | 59                                 | 35           |
| 2013-14               | 27                      | 23           | 27                      | 23           | 126                                | 76           |
| 2012-13               | 25                      | 22           | 25                      | 22           | 121                                | 66           |
| 2011-12               | 27                      | 24           | 28                      | 24           | 132                                | 75           |
| <b>Maharashtra</b>    |                         |              |                         |              |                                    |              |
| 2015-16               | 24                      | 20           | 26                      | 22           | 47                                 | 13           |
| 2014-15               | 23                      | 20           | 25                      | 22           | 38                                 | 15           |
| 2013-14               | 23                      | 20           | 25                      | 21           | 40                                 | 15           |
| 2012-13               | 21                      | 19           | 23                      | 20           | 36                                 | 16           |
| 2011-12               | 23                      | 21           | 25                      | 22           | 39                                 | 16           |
| <b>Manipur</b>        |                         |              |                         |              |                                    |              |
| 2015-16               | 21                      | 19           | 21                      | 19           | 37                                 | 15           |
| 2014-15               | 21                      | 19           | 21                      | 19           | 28                                 | 11           |
| 2013-14               | 22                      | 21           | 22                      | 21           | 29                                 | 11           |
| 2012-13               | 20                      | 19           | 20                      | 19           | 24                                 | 11           |
| 2011-12               | 19                      | 18           | 19                      | 18           | 21                                 | 11           |
| <b>Meghalaya</b>      |                         |              |                         |              |                                    |              |
| 2015-16               | 24                      | 21           | 25                      | 22           | 25                                 | 13           |
| 2014-15               | 20                      | 18           | 21                      | 18           | 24                                 | 12           |
| 2013-14               | 19                      | 17           | 20                      | 17           | 22                                 | 9            |
| 2012-13               | 20                      | 18           | 21                      | 18           | 19                                 | 8            |
| 2011-12               | 20                      | 18           | 20                      | 19           | 20                                 | 9            |

**Table 49. Pupil Teacher Ratio during last 5 years**

| State             | All Institutions        |              | University & Colleges   |              | University & its Constituent Units |              |
|-------------------|-------------------------|--------------|-------------------------|--------------|------------------------------------|--------------|
|                   | Regular & Distance Mode | Regular Mode | Regular & Distance Mode | Regular Mode | Regular & Distance Mode            | Regular Mode |
| <b>Mizoram</b>    |                         |              |                         |              |                                    |              |
| 2015-16           | 19                      | 15           | 19                      | 15           | 33                                 | 13           |
| 2014-15           | 18                      | 14           | 20                      | 15           | 42                                 | 11           |
| 2013-14           | 19                      | 14           | 21                      | 16           | 46                                 | 11           |
| 2012-13           | 20                      | 15           | 21                      | 16           | 41                                 | 10           |
| 2011-12           | 18                      | 14           | 19                      | 15           | 41                                 | 10           |
| <b>Nagaland</b>   |                         |              |                         |              |                                    |              |
| 2015-16           | 17                      | 14           | 18                      | 15           | 26                                 | 8            |
| 2014-15           | 19                      | 15           | 20                      | 15           | 38                                 | 9            |
| 2013-14           | 21                      | 15           | 21                      | 16           | 41                                 | 7            |
| 2012-13           | 20                      | 16           | 21                      | 16           | 43                                 | 7            |
| 2011-12           | 24                      | 17           | 24                      | 18           | 57                                 | 8            |
| <b>Odisha</b>     |                         |              |                         |              |                                    |              |
| 2015-16           | 21                      | 20           | 23                      | 22           | 24                                 | 16           |
| 2014-15           | 20                      | 19           | 21                      | 20           | 21                                 | 14           |
| 2013-14           | 19                      | 18           | 20                      | 19           | 22                                 | 14           |
| 2012-13           | 19                      | 18           | 20                      | 19           | 20                                 | 13           |
| 2011-12           | 21                      | 21           | 22                      | 21           | 24                                 | 16           |
| <b>Puducherry</b> |                         |              |                         |              |                                    |              |
| 2015-16           | 10                      | 9            | 10                      | 9            | 11                                 | 7            |
| 2014-15           | 10                      | 9            | 10                      | 9            | 10                                 | 6            |
| 2013-14           | 11                      | 10           | 10                      | 9            | 11                                 | 7            |
| 2012-13           | 12                      | 11           | 11                      | 10           | 14                                 | 9            |
| 2011-12           | 9                       | 9            | 8                       | 8            | 7                                  | 7            |
| <b>Punjab</b>     |                         |              |                         |              |                                    |              |
| 2015-16           | 16                      | 15           | 17                      | 16           | 22                                 | 17           |
| 2014-15           | 17                      | 16           | 18                      | 16           | 26                                 | 16           |
| 2013-14           | 17                      | 16           | 17                      | 16           | 23                                 | 18           |
| 2012-13           | 18                      | 17           | 19                      | 18           | 27                                 | 19           |
| 2011-12           | 19                      | 18           | 21                      | 20           | 23                                 | 16           |
| <b>Rajasthan</b>  |                         |              |                         |              |                                    |              |
| 2015-16           | 26                      | 24           | 27                      | 26           | 36                                 | 26           |
| 2014-15           | 23                      | 22           | 24                      | 23           | 25                                 | 14           |
| 2013-14           | 22                      | 21           | 23                      | 22           | 23                                 | 13           |
| 2012-13           | 21                      | 20           | 21                      | 20           | 27                                 | 16           |
| 2011-12           | 26                      | 25           | 27                      | 26           | 31                                 | 22           |
| <b>Sikkim</b>     |                         |              |                         |              |                                    |              |
| 2015-16           | 21                      | 12           | 22                      | 13           | 22                                 | 9            |
| 2014-15           | 17                      | 12           | 17                      | 12           | 17                                 | 8            |
| 2013-14           | 17                      | 11           | 17                      | 11           | 17                                 | 9            |
| 2012-13           | 14                      | 9            | 15                      | 9            | 15                                 | 7            |
| 2011-12           | 20                      | 14           | 20                      | 14           | 18                                 | 8            |
| <b>Tamil Nadu</b> |                         |              |                         |              |                                    |              |
| 2015-16           | 15                      | 13           | 16                      | 13           | 29                                 | 11           |
| 2014-15           | 16                      | 14           | 17                      | 13           | 33                                 | 11           |
| 2013-14           | 17                      | 14           | 17                      | 14           | 33                                 | 11           |
| 2012-13           | 18                      | 14           | 18                      | 14           | 36                                 | 11           |
| 2011-12           | 18                      | 15           | 19                      | 14           | 40                                 | 12           |

**Table 49. Pupil Teacher Ratio during last 5 years**

| State                | All Institutions        |              | University & Colleges   |              | University & its Constituent Units |              |
|----------------------|-------------------------|--------------|-------------------------|--------------|------------------------------------|--------------|
|                      | Regular & Distance Mode | Regular Mode | Regular & Distance Mode | Regular Mode | Regular & Distance Mode            | Regular Mode |
| <b>Telangana</b>     |                         |              |                         |              |                                    |              |
| 2015-16              | 16                      | 14           | 16                      | 14           | 67                                 | 15           |
| 2014-15              | 16                      | 14           | 16                      | 14           | 68                                 | 14           |
| 2013-14              | 18                      | 16           | 18                      | 16           | 80                                 | 14           |
| 2012-13              | 17                      | 14           | 17                      | 14           | 78                                 | 15           |
| <b>Tripura</b>       |                         |              |                         |              |                                    |              |
| 2015-16              | 30                      | 26           | 31                      | 26           | 58                                 | 25           |
| 2014-15              | 31                      | 26           | 32                      | 27           | 65                                 | 23           |
| 2013-14              | 30                      | 24           | 31                      | 25           | 58                                 | 21           |
| 2012-13              | 28                      | 23           | 29                      | 24           | 48                                 | 19           |
| 2011-12              | 27                      | 22           | 28                      | 23           | 44                                 | 16           |
| <b>Uttar Pradesh</b> |                         |              |                         |              |                                    |              |
| 2015-16              | 34                      | 34           | 36                      | 35           | 22                                 | 17           |
| 2014-15              | 39                      | 38           | 41                      | 40           | 24                                 | 18           |
| 2013-14              | 39                      | 38           | 40                      | 38           | 25                                 | 18           |
| 2012-13              | 37                      | 36           | 37                      | 36           | 25                                 | 17           |
| 2011-12              | 32                      | 30           | 32                      | 30           | 26                                 | 18           |
| <b>Uttrakhand</b>    |                         |              |                         |              |                                    |              |
| 2015-16              | 22                      | 20           | 23                      | 22           | 24                                 | 18           |
| 2014-15              | 23                      | 22           | 25                      | 23           | 26                                 | 19           |
| 2013-14              | 30                      | 28           | 32                      | 29           | 33                                 | 23           |
| 2012-13              | 29                      | 27           | 31                      | 29           | 34                                 | 23           |
| 2011-12              | 31                      | 30           | 33                      | 31           | 29                                 | 21           |
| <b>West Bengal</b>   |                         |              |                         |              |                                    |              |
| 2015-16              | 36                      | 32           | 38                      | 34           | 38                                 | 13           |
| 2014-15              | 38                      | 34           | 40                      | 36           | 48                                 | 18           |
| 2013-14              | 39                      | 35           | 41                      | 37           | 46                                 | 16           |
| 2012-13              | 38                      | 35           | 40                      | 36           | 43                                 | 14           |
| 2011-12              | 36                      | 33           | 38                      | 34           | 39                                 | 15           |



**Table 50. Enrolment by University Type at various levels during last 5 years**

| State                                   | Ph.D. |        |        | M.Phil. |        |       | Post Graduate |        |         |
|---|-------|--------|--------|---------|--------|-------|---------------|--------|---------|
|   | Male  | Female | Both   | Male    | Female | Both  | Male          | Female | Both    |
| <b>All University Types</b>             |       |        |        |         |        |       |               |        |         |
| 2015-16                                 | 65620 | 43932  | 109552 | 11302   | 13576  | 24878 | 912648        | 963917 | 1876565 |
| 2014-15                                 | 60907 | 39885  | 100792 | 9013    | 9608   | 18621 | 963546        | 936281 | 1899827 |
| 2013-14                                 | 58153 | 37184  | 95337  | 9645    | 9615   | 19260 | 1013621       | 938834 | 1952455 |
| 2012-13                                 | 48984 | 33545  | 82529  | 9039    | 9708   | 18747 | 921000        | 810745 | 1731745 |
| 2011-12                                 | 43219 | 26308  | 69527  | 11757   | 11176  | 22933 | 889873        | 743905 | 1633778 |
| <b>Central University</b>               |       |        |        |         |        |       |               |        |         |
| 2015-16                                 | 9169  | 6433   | 15602  | 3970    | 3777   | 7747  | 61576         | 45417  | 106993  |
| 2014-15                                 | 10008 | 7521   | 17529  | 1848    | 1533   | 3381  | 61563         | 45664  | 107227  |
| 2013-14                                 | 10785 | 8434   | 19219  | 1228    | 935    | 2163  | 54336         | 41929  | 96265   |
| 2012-13                                 | 10222 | 8087   | 18309  | 1044    | 824    | 1868  | 48981         | 36178  | 85159   |
| 2011-12                                 | 7672  | 4969   | 12641  | 3545    | 2780   | 6325  | 51869         | 35814  | 87683   |
| <b>Central Open University</b>          |       |        |        |         |        |       |               |        |         |
| 2015-16                                 | 12    | 10     | 22     | 13      | 11     | 24    | 134447        | 171896 | 306343  |
| 2014-15                                 | 12    | 10     | 22     | 13      | 11     | 24    | 122243        | 149877 | 272120  |
| 2013-14                                 | 31    | 28     | 59     | 5       | 12     | 17    | 124253        | 145708 | 269961  |
| 2012-13                                 | 184   | 174    | 358    | 9       | 9      | 18    | 118756        | 131274 | 250030  |
| 2011-12                                 | 128   | 116    | 244    | 2       | 8      | 10    | 74160         | 81413  | 155573  |
| <b>Institute of National Importance</b> |       |        |        |         |        |       |               |        |         |
| 2015-16                                 | 17559 | 7544   | 25103  | 105     | 240    | 345   | 31796         | 11563  | 43359   |
| 2014-15                                 | 15827 | 6515   | 22342  | 57      | 104    | 161   | 30859         | 10402  | 41261   |
| 2013-14                                 | 12672 | 5033   | 17705  | 168     | 100    | 268   | 26385         | 7654   | 34039   |
| 2012-13                                 | 10370 | 3857   | 14227  | 39      | 73     | 112   | 28091         | 9015   | 37106   |
| 2011-12                                 | 6987  | 2445   | 9432   | 51      | 46     | 97    | 22300         | 7017   | 29317   |
| <b>Others</b>                           |       |        |        |         |        |       |               |        |         |
| 2015-16                                 | 19    | 6      | 25     |         |        |       | 299           | 550    | 849     |
| 2014-15                                 |       |        |        |         |        |       | 320           | 626    | 946     |
| 2013-14                                 | 12    | 11     | 23     |         |        |       | 242           | 466    | 708     |
| 2012-13                                 | 4     | 5      | 9      |         |        |       | 116           | 173    | 289     |
| 2011-12                                 | 2     | 3      | 5      |         |        |       | 129           | 202    | 331     |
| <b>Deemed University-Government</b>     |       |        |        |         |        |       |               |        |         |
| 2015-16                                 | 5598  | 2592   | 8190   | 219     | 176    | 395   | 7544          | 3696   | 11240   |
| 2014-15                                 | 4974  | 2090   | 7064   | 153     | 179    | 332   | 7757          | 3149   | 10906   |
| 2013-14                                 | 4578  | 1892   | 6470   | 159     | 152    | 311   | 8862          | 3533   | 12395   |
| 2012-13                                 | 3609  | 1427   | 5036   | 147     | 138    | 285   | 7523          | 3209   | 10732   |
| 2011-12                                 | 3143  | 1173   | 4316   | 166     | 117    | 283   | 7554          | 2834   | 10388   |
| <b>State Public University</b>          |       |        |        |         |        |       |               |        |         |
| 2015-16                                 | 20035 | 16389  | 36424  | 5860    | 7907   | 13767 | 455938        | 552384 | 1008322 |
| 2014-15                                 | 19040 | 14272  | 33312  | 5810    | 6413   | 12223 | 471771        | 522387 | 994158  |
| 2013-14                                 | 19356 | 13009  | 32365  | 6891    | 6853   | 13744 | 529370        | 543878 | 1073248 |
| 2012-13                                 | 15743 | 12143  | 27886  | 6701    | 7112   | 13813 | 466030        | 454240 | 920270  |
| 2011-12                                 | 18370 | 12447  | 30817  | 6951    | 6806   | 13757 | 497459        | 464326 | 961785  |

**Table 50. Enrolment by University Type at various levels during last 5 years**

| State                                   | Under Graduate |         |         | PG Diploma |        |        | Diploma |        |        |
|---|----------------|---------|---------|------------|--------|--------|---------|--------|--------|
|   | Male           | Female  | Both    | Male       | Female | Both   | Male    | Female | Both   |
| <b>All University Types</b>             |                |         |         |            |        |        |         |        |        |
| 2015-16                                 | 2454795        | 1644141 | 4098936 | 83864      | 75509  | 159373 | 191519  | 86445  | 277964 |
| 2014-15                                 | 2269170        | 1520819 | 3789989 | 82099      | 66128  | 148227 | 198063  | 73851  | 271914 |
| 2013-14                                 | 2197527        | 1503540 | 3701067 | 118327     | 98181  | 216508 | 182772  | 77533  | 260305 |
| 2012-13                                 | 2112307        | 1392142 | 3504449 | 112966     | 30627  | 143593 | 199904  | 57064  | 256968 |
| 2011-12                                 | 2038702        | 1291747 | 3330449 | 121935     | 32757  | 154692 | 161073  | 54453  | 215526 |
| <b>Central University</b>               |                |         |         |            |        |        |         |        |        |
| 2015-16                                 | 296437         | 265663  | 562100  | 2419       | 1384   | 3803   | 6514    | 2005   | 8519   |
| 2014-15                                 | 275516         | 246888  | 522404  | 1844       | 1254   | 3098   | 6124    | 1854   | 7978   |
| 2013-14                                 | 270939         | 244409  | 515348  | 2905       | 1602   | 4507   | 5837    | 1837   | 7674   |
| 2012-13                                 | 236362         | 216750  | 453112  | 2399       | 1261   | 3660   | 5853    | 1777   | 7630   |
| 2011-12                                 | 231512         | 196036  | 427548  | 2701       | 1195   | 3896   | 6158    | 1387   | 7545   |
| <b>Central Open University</b>          |                |         |         |            |        |        |         |        |        |
| 2015-16                                 | 249412         | 145735  | 395147  | 11261      | 6536   | 17797  | 4427    | 8262   | 12689  |
| 2014-15                                 | 222944         | 146134  | 369078  | 10834      | 5642   | 16476  | 6359    | 8336   | 14695  |
| 2013-14                                 | 216488         | 144137  | 360625  | 11493      | 6017   | 17510  | 6592    | 8805   | 15397  |
| 2012-13                                 | 192808         | 130228  | 323036  | 14374      | 7906   | 22280  | 8886    | 6097   | 14983  |
| 2011-12                                 | 177976         | 105416  | 283392  | 25404      | 12115  | 37519  | 32589   | 23816  | 56405  |
| <b>Institute of National Importance</b> |                |         |         |            |        |        |         |        |        |
| 2015-16                                 | 81893          | 16910   | 98803   | 78         | 59     | 137    | 25      | 41     | 66     |
| 2014-15                                 | 90698          | 17091   | 107789  | 14         | 22     | 36     | 39      | 37     | 76     |
| 2013-14                                 | 74721          | 13363   | 88084   | 25         | 59     | 84     | 46      | 34     | 80     |
| 2012-13                                 | 70038          | 11364   | 81402   | 119        | 74     | 193    | 40      | 29     | 69     |
| 2011-12                                 | 57904          | 9271    | 67175   | 86         | 35     | 121    | 86      |        | 86     |
| <b>Others</b>                           |                |         |         |            |        |        |         |        |        |
| 2015-16                                 | 3143           | 4689    | 7832    |            |        |        |         |        |        |
| 2014-15                                 | 2104           | 3637    | 5741    |            |        |        |         |        |        |
| 2013-14                                 | 1882           | 3326    | 5208    |            |        |        |         |        |        |
| 2012-13                                 | 969            | 1114    | 2083    |            |        |        |         |        |        |
| 2011-12                                 | 967            | 1089    | 2056    |            |        |        |         |        |        |
| <b>Deemed University-Government</b>     |                |         |         |            |        |        |         |        |        |
| 2015-16                                 | 11257          | 3700    | 14957   | 711        | 228    | 939    | 1632    | 438    | 2070   |
| 2014-15                                 | 11924          | 3805    | 15729   | 605        | 172    | 777    | 1355    | 387    | 1742   |
| 2013-14                                 | 14016          | 3889    | 17905   | 639        | 165    | 804    | 1115    | 321    | 1436   |
| 2012-13                                 | 12807          | 3592    | 16399   | 594        | 155    | 749    | 1190    | 398    | 1588   |
| 2011-12                                 | 12389          | 3253    | 15642   | 615        | 132    | 747    | 1098    | 339    | 1437   |
| <b>State Public University</b>          |                |         |         |            |        |        |         |        |        |
| 2015-16                                 | 694102         | 570557  | 1264659 | 50636      | 53204  | 103840 | 92884   | 46274  | 139158 |
| 2014-15                                 | 682296         | 550936  | 1233232 | 53840      | 47968  | 101808 | 93251   | 39275  | 132526 |
| 2013-14                                 | 686481         | 546764  | 1233245 | 88305      | 80591  | 168896 | 84270   | 32974  | 117244 |
| 2012-13                                 | 688882         | 495461  | 1184343 | 79741      | 12028  | 91769  | 107559  | 15042  | 122601 |
| 2011-12                                 | 720624         | 486585  | 1207209 | 81878      | 12014  | 93892  | 82942   | 13080  | 96022  |

**Table 50. Enrolment by University Type at various levels during last 5 years**

| State                                   | Certificate |        |       | Integrated |        |       | Grand Total |         |         |
|---|-------------|--------|-------|------------|--------|-------|-------------|---------|---------|
|   | Male        | Female | Both  | Male       | Female | Both  | Male        | Female  | Both    |
| <b>All University Types</b>             |             |        |       |            |        |       |             |         |         |
| 2015-16                                 | 21706       | 27398  | 49104 | 56635      | 36189  | 92824 | 3798089     | 2891107 | 6689196 |
| 2014-15                                 | 29887       | 39699  | 69586 | 56155      | 32144  | 88299 | 3668840     | 2718415 | 6387255 |
| 2013-14                                 | 27468       | 22314  | 49782 | 56134      | 28750  | 84884 | 3663647     | 2715951 | 6379598 |
| 2012-13                                 | 21502       | 17635  | 39137 | 43701      | 22791  | 66492 | 3469403     | 2374257 | 5843660 |
| 2011-12                                 | 24031       | 15452  | 39483 | 31875      | 18027  | 49902 | 3322465     | 2193825 | 5516290 |
| <b>Central University</b>               |             |        |       |            |        |       |             |         |         |
| 2015-16                                 | 2281        | 1068   | 3349  | 5787       | 4841   | 10628 | 388153      | 330588  | 718741  |
| 2014-15                                 | 2312        | 883    | 3195  | 4541       | 4001   | 8542  | 363756      | 309598  | 673354  |
| 2013-14                                 | 2424        | 1192   | 3616  | 3878       | 3047   | 6925  | 352332      | 303385  | 655717  |
| 2012-13                                 | 2848        | 1084   | 3932  | 3500       | 2840   | 6340  | 311209      | 268801  | 580010  |
| 2011-12                                 | 2530        | 998    | 3528  | 3175       | 2612   | 5787  | 309162      | 245791  | 554953  |
| <b>Central Open University</b>          |             |        |       |            |        |       |             |         |         |
| 2015-16                                 | 155         | 114    | 269   |            |        |       | 399727      | 332564  | 732291  |
| 2014-15                                 | 65          | 91     | 156   |            |        |       | 362470      | 310101  | 672571  |
| 2013-14                                 | 63          | 83     | 146   |            |        |       | 358925      | 304790  | 663715  |
| 2012-13                                 | 84          | 94     | 178   |            |        |       | 335101      | 275782  | 610883  |
| 2011-12                                 | 75          | 75     | 150   |            |        |       | 310334      | 222959  | 533293  |
| <b>Institute of National Importance</b> |             |        |       |            |        |       |             |         |         |
| 2015-16                                 | 8           | 3      | 11    | 10923      | 2663   | 13586 | 142387      | 39023   | 181410  |
| 2014-15                                 | 15          | 1      | 16    | 12736      | 2549   | 15285 | 150245      | 36721   | 186966  |
| 2013-14                                 | 18          |        | 18    | 8660       | 1911   | 10571 | 122695      | 28154   | 150849  |
| 2012-13                                 | 18          |        | 18    | 7974       | 1450   | 9424  | 116689      | 25862   | 142551  |
| 2011-12                                 | 18          |        | 18    | 4277       | 867    | 5144  | 91709       | 19681   | 111390  |
| <b>Others</b>                           |             |        |       |            |        |       |             |         |         |
| 2015-16                                 |             |        |       |            |        |       | 3461        | 5245    | 8706    |
| 2014-15                                 |             |        |       |            |        |       | 2424        | 4263    | 6687    |
| 2013-14                                 |             |        |       |            |        |       | 2136        | 3803    | 5939    |
| 2012-13                                 |             |        |       |            |        |       | 1089        | 1292    | 2381    |
| 2011-12                                 |             |        |       |            |        |       | 1098        | 1294    | 2392    |
| <b>Deemed University-Government</b>     |             |        |       |            |        |       |             |         |         |
| 2015-16                                 | 373         | 106    | 479   | 1430       | 625    | 2055  | 28764       | 11561   | 40325   |
| 2014-15                                 | 674         | 144    | 818   | 1582       | 734    | 2316  | 29024       | 10660   | 39684   |
| 2013-14                                 | 1124        | 274    | 1398  | 1869       | 603    | 2472  | 32362       | 10829   | 43191   |
| 2012-13                                 | 1232        | 318    | 1550  | 1500       | 502    | 2002  | 28602       | 9739    | 38341   |
| 2011-12                                 | 1182        | 307    | 1489  | 1506       | 313    | 1819  | 27653       | 8468    | 36121   |
| <b>State Public University</b>          |             |        |       |            |        |       |             |         |         |
| 2015-16                                 | 10420       | 12323  | 22743 | 20491      | 15060  | 35551 | 1350366     | 1274098 | 2624464 |
| 2014-15                                 | 12918       | 20988  | 33906 | 20734      | 13646  | 34380 | 1359660     | 1215885 | 2575545 |
| 2013-14                                 | 8585        | 7393   | 15978 | 21319      | 12301  | 33620 | 1444577     | 1243763 | 2688340 |
| 2012-13                                 | 8719        | 6745   | 15464 | 12952      | 8398   | 21350 | 1386327     | 1011169 | 2397496 |
| 2011-12                                 | 13758       | 9335   | 23093 | 12721      | 7887   | 20608 | 1434703     | 1012480 | 2447183 |

**Table 50. Enrolment by University Type at various levels during last 5 years**

| State  | Ph.D. |        |       | M.Phil. |        |      | Post Graduate |        |        |
|--|-------|--------|-------|---------|--------|------|---------------|--------|--------|
|  | Male  | Female | Both  | Male    | Female | Both | Male          | Female | Both   |
| <b>State Open University</b>                 |       |        |       |         |        |      |               |        |        |
| 2015-16                                      | 184   | 101    | 285   |         |        |      | 83597         | 75512  | 159109 |
| 2014-15                                      | 119   | 60     | 179   |         |        |      | 111293        | 95265  | 206558 |
| 2013-14                                      | 20    | 34     | 54    |         |        |      | 103747        | 91139  | 194886 |
| 2012-13                                      | 11    | 13     | 24    |         |        |      | 93942         | 80975  | 174917 |
| 2011-12                                      | 5     | 7      | 12    |         |        |      | 89005         | 63409  | 152414 |
| <b>Institute under State Legislature Act</b> |       |        |       |         |        |      |               |        |        |
| 2015-16                                      | 216   | 25     | 241   |         |        |      | 389           | 335    | 724    |
| 2014-15                                      | 261   | 35     | 296   |         |        |      | 354           | 246    | 600    |
| 2013-14                                      | 219   | 32     | 251   |         |        |      | 344           | 240    | 584    |
| 2012-13                                      | 84    | 11     | 95    |         |        |      | 345           | 236    | 581    |
| 2011-12                                      | 23    | 4      | 27    |         |        |      | 123           | 158    | 281    |
| <b>State Private University</b>              |       |        |       |         |        |      |               |        |        |
| 2015-16                                      | 4112  | 3052   | 7164  | 416     | 448    | 864  | 67434         | 43622  | 111056 |
| 2014-15                                      | 3519  | 2571   | 6090  | 343     | 317    | 660  | 70256         | 44538  | 114794 |
| 2013-14                                      | 3106  | 2129   | 5235  | 301     | 345    | 646  | 66642         | 34411  | 101053 |
| 2012-13                                      | 2130  | 1384   | 3514  | 347     | 416    | 763  | 54063         | 26290  | 80353  |
| 2011-12                                      | 1749  | 938    | 2687  | 301     | 338    | 639  | 45641         | 21561  | 67202  |
| <b>Deemed University-Government Aided</b>    |       |        |       |         |        |      |               |        |        |
| 2015-16                                      | 1318  | 1300   | 2618  | 228     | 352    | 580  | 15562         | 13868  | 29430  |
| 2014-15                                      | 1053  | 950    | 2003  | 239     | 408    | 647  | 18191         | 14336  | 32527  |
| 2013-14                                      | 983   | 875    | 1858  | 159     | 291    | 450  | 21538         | 15708  | 37246  |
| 2012-13                                      | 1059  | 968    | 2027  | 59      | 285    | 344  | 22395         | 15294  | 37689  |
| 2011-12                                      | 784   | 743    | 1527  | 111     | 292    | 403  | 21961         | 13868  | 35829  |
| <b>Deemed University-Private</b>             |       |        |       |         |        |      |               |        |        |
| 2015-16                                      | 7398  | 6480   | 13878 | 491     | 665    | 1156 | 54056         | 45073  | 99129  |
| 2014-15                                      | 6094  | 5861   | 11955 | 550     | 643    | 1193 | 68929         | 49790  | 118719 |
| 2013-14                                      | 6391  | 5707   | 12098 | 734     | 927    | 1661 | 77896         | 54164  | 132060 |
| 2012-13                                      | 5568  | 5476   | 11044 | 693     | 851    | 1544 | 80758         | 53861  | 134619 |
| 2011-12                                      | 4356  | 3463   | 7819  | 630     | 789    | 1419 | 79672         | 53303  | 132975 |
| <b>State Private Open University</b>         |       |        |       |         |        |      |               |        |        |
| 2015-16                                      |       |        |       |         |        |      | 10            | 1      | 11     |
| 2014-15                                      |       |        |       |         |        |      | 10            | 1      | 11     |
| 2013-14                                      |       |        |       |         |        |      | 6             | 4      | 10     |

**Table 50. Enrolment by University Type at various levels during last 5 years**

| State  | Under Graduate |        |        | PG Diploma |        |       | Diploma |        |       |
|--|----------------|--------|--------|------------|--------|-------|---------|--------|-------|
|  | Male           | Female | Both   | Male       | Female | Both  | Male    | Female | Both  |
| <b>State Open University</b>                 |                |        |        |            |        |       |         |        |       |
| 2015-16                                      | 529365         | 355575 | 884940 | 2915       | 2037   | 4952  | 20741   | 13487  | 34228 |
| 2014-15                                      | 402918         | 276757 | 679675 | 3341       | 2481   | 5822  | 28866   | 9607   | 38473 |
| 2013-14                                      | 403093         | 291338 | 694431 | 5134       | 3438   | 8572  | 38919   | 22187  | 61106 |
| 2012-13                                      | 430002         | 297350 | 727352 | 3924       | 2459   | 6383  | 41085   | 24236  | 65321 |
| 2011-12                                      | 431924         | 287685 | 719609 | 5088       | 3277   | 8365  | 17535   | 10153  | 27688 |
| <b>Institute under State Legislature Act</b> |                |        |        |            |        |       |         |        |       |
| 2015-16                                      | 599            | 1668   | 2267   | 58         | 189    | 247   | 59      | 151    | 210   |
| 2014-15                                      | 392            | 1038   | 1430   | 254        | 3      | 257   | 206     | 5      | 211   |
| 2013-14                                      | 433            | 821    | 1254   | 70         | 186    | 256   | 60      | 126    | 186   |
| 2012-13                                      | 396            | 784    | 1180   | 84         | 175    | 259   | 105     | 101    | 206   |
| 2011-12                                      | 267            | 678    | 945    | 55         | 182    | 237   | 118     | 86     | 204   |
| <b>State Private University</b>              |                |        |        |            |        |       |         |        |       |
| 2015-16                                      | 282332         | 103064 | 385396 | 7440       | 7145   | 14585 | 54920   | 12677  | 67597 |
| 2014-15                                      | 250710         | 92911  | 343621 | 6169       | 5541   | 11710 | 51150   | 11357  | 62507 |
| 2013-14                                      | 202914         | 74624  | 277538 | 6541       | 3718   | 10259 | 36436   | 6867   | 43303 |
| 2012-13                                      | 164557         | 62578  | 227135 | 8042       | 4404   | 12446 | 28240   | 5981   | 34221 |
| 2011-12                                      | 125019         | 48364  | 173383 | 1958       | 1288   | 3246  | 14622   | 2027   | 16649 |
| <b>Deemed University-Government Aided</b>    |                |        |        |            |        |       |         |        |       |
| 2015-16                                      | 17214          | 13690  | 30904  | 646        | 385    | 1031  | 1966    | 969    | 2935  |
| 2014-15                                      | 26552          | 19365  | 45917  | 568        | 374    | 942   | 1665    | 844    | 2509  |
| 2013-14                                      | 32299          | 21149  | 53448  | 438        | 307    | 745   | 1550    | 970    | 2520  |
| 2012-13                                      | 34600          | 22337  | 56937  | 960        | 566    | 1526  | 859     | 655    | 1514  |
| 2011-12                                      | 31871          | 20558  | 52429  | 1318       | 745    | 2063  | 1153    | 1120   | 2273  |
| <b>Deemed University-Private</b>             |                |        |        |            |        |       |         |        |       |
| 2015-16                                      | 289032         | 162884 | 451916 | 7700       | 4342   | 12042 | 8351    | 2141   | 10492 |
| 2014-15                                      | 303107         | 162251 | 465358 | 4630       | 2671   | 7301  | 9048    | 2149   | 11197 |
| 2013-14                                      | 294252         | 159702 | 453954 | 2777       | 2098   | 4875  | 7947    | 3412   | 11359 |
| 2012-13                                      | 280886         | 150584 | 431470 | 2729       | 1599   | 4328  | 6087    | 2748   | 8835  |
| 2011-12                                      | 248249         | 132812 | 381061 | 2832       | 1774   | 4606  | 4772    | 2445   | 7217  |
| <b>State Private Open University</b>         |                |        |        |            |        |       |         |        |       |
| 2015-16                                      | 9              | 6      | 15     |            |        |       |         |        |       |
| 2014-15                                      | 9              | 6      | 15     |            |        |       |         |        |       |
| 2013-14                                      | 9              | 18     | 27     |            |        |       |         |        |       |

**Table 50. Enrolment by University Type at various levels during last 5 years**

| State  | Certificate |        |       | Integrated |        |       | Grand Total |        |         |
|--|-------------|--------|-------|------------|--------|-------|-------------|--------|---------|
|  | Male        | Female | Both  | Male       | Female | Both  | Male        | Female | Both    |
| <b>State Open University</b>                 |             |        |       |            |        |       |             |        |         |
| 2015-16                                      | 5837        | 11809  | 17646 |            |        |       | 642639      | 458521 | 1101160 |
| 2014-15                                      | 10440       | 16012  | 26452 |            |        |       | 556977      | 400182 | 957159  |
| 2013-14                                      | 12312       | 11317  | 23629 |            |        |       | 563225      | 419453 | 982678  |
| 2012-13                                      | 5711        | 7046   | 12757 |            |        |       | 574675      | 412079 | 986754  |
| 2011-12                                      | 1160        | 752    | 1912  |            |        |       | 544717      | 365283 | 910000  |
| <b>Institute under State Legislature Act</b> |             |        |       |            |        |       |             |        |         |
| 2015-16                                      | 25          | 14     | 39    |            |        |       | 1346        | 2382   | 3728    |
| 2014-15                                      | 32          | 17     | 49    |            |        |       | 1499        | 1344   | 2843    |
| 2013-14                                      | 30          | 19     | 49    |            |        |       | 1156        | 1424   | 2580    |
| 2012-13                                      | 27          | 23     | 50    |            |        |       | 1041        | 1330   | 2371    |
| 2011-12                                      | 5           |        | 5     |            |        |       | 591         | 1108   | 1699    |
| <b>State Private University</b>              |             |        |       |            |        |       |             |        |         |
| 2015-16                                      | 496         | 179    | 675   | 9619       | 6920   | 16539 | 426769      | 177107 | 603876  |
| 2014-15                                      | 322         | 312    | 634   | 8790       | 6456   | 15246 | 391259      | 164003 | 555262  |
| 2013-14                                      | 198         | 51     | 249   | 12698      | 5836   | 18534 | 328836      | 127981 | 456817  |
| 2012-13                                      | 219         | 52     | 271   | 10711      | 5153   | 15864 | 268309      | 106258 | 374567  |
| 2011-12                                      | 259         | 128    | 387   | 3749       | 2553   | 6302  | 193298      | 77197  | 270495  |
| <b>Deemed University-Government Aided</b>    |             |        |       |            |        |       |             |        |         |
| 2015-16                                      | 1723        | 1437   | 3160  | 9          | 42     | 51    | 38666       | 32043  | 70709   |
| 2014-15                                      | 2620        | 866    | 3486  | 22         | 81     | 103   | 50910       | 37224  | 88134   |
| 2013-14                                      | 1939        | 1493   | 3432  | 104        | 107    | 211   | 59010       | 40900  | 99910   |
| 2012-13                                      | 1758        | 1421   | 3179  | 104        | 114    | 218   | 61794       | 41640  | 103434  |
| 2011-12                                      | 1452        | 884    | 2336  | 58         | 107    | 165   | 58708       | 38317  | 97025   |
| <b>Deemed University-Private</b>             |             |        |       |            |        |       |             |        |         |
| 2015-16                                      | 388         | 345    | 733   | 8376       | 6038   | 14414 | 375792      | 227968 | 603760  |
| 2014-15                                      | 489         | 385    | 874   | 7750       | 4677   | 12427 | 400597      | 228427 | 629024  |
| 2013-14                                      | 775         | 492    | 1267  | 7606       | 4945   | 12551 | 398378      | 231447 | 629825  |
| 2012-13                                      | 886         | 852    | 1738  | 6960       | 4334   | 11294 | 384567      | 220305 | 604872  |
| 2011-12                                      | 3592        | 2973   | 6565  | 6389       | 3688   | 10077 | 350492      | 201247 | 551739  |
| <b>State Private Open University</b>         |             |        |       |            |        |       |             |        |         |
| 2015-16                                      |             |        |       |            |        |       | 19          | 7      | 26      |
| 2014-15                                      |             |        |       |            |        |       | 19          | 7      | 26      |
| 2013-14                                      |             |        |       |            |        |       | 15          | 22     | 37      |

**Table 51. Post-wise Number of Teachers during last 5 years**

| State                                | Professor & Equivalent |        |        | Reader & Associate Professor |        |        | Lecturer/ Assistant Professor |        |         |
|--------------------------------------|------------------------|--------|--------|------------------------------|--------|--------|-------------------------------|--------|---------|
|                                      | Male                   | Female | Both   | Male                         | Female | Both   | Male                          | Female | Both    |
| <b>India</b>                         |                        |        |        |                              |        |        |                               |        |         |
| 2015-16                              | 108277                 | 37744  | 146021 | 113830                       | 60827  | 174657 | 612615                        | 396581 | 1009196 |
| 2014-15                              | 102822                 | 34144  | 136966 | 116319                       | 61280  | 177599 | 599593                        | 385492 | 985085  |
| 2013-14                              | 93334                  | 32004  | 125338 | 119671                       | 63010  | 182681 | 548752                        | 363426 | 912178  |
| 2012-13                              | 88543                  | 31613  | 120156 | 116817                       | 59585  | 176402 | 526755                        | 350801 | 877556  |
| 2011-12                              | 76133                  | 26605  | 102738 | 115391                       | 58874  | 174265 | 512142                        | 340752 | 852894  |
| <b>Andaman &amp; Nicobar Islands</b> |                        |        |        |                              |        |        |                               |        |         |
| 2015-16                              | 12                     |        | 12     | 40                           | 11     | 51     | 60                            | 27     | 87      |
| 2014-15                              | 11                     |        | 11     | 69                           | 19     | 88     | 66                            | 29     | 95      |
| 2013-14                              | 9                      |        | 9      | 59                           | 17     | 76     | 74                            | 30     | 104     |
| 2012-13                              | 10                     |        | 10     | 33                           | 5      | 38     | 72                            | 33     | 105     |
| 2011-12                              | 7                      | 1      | 8      | 27                           | 2      | 29     | 57                            | 25     | 82      |
| <b>Andhra Pradesh</b>                |                        |        |        |                              |        |        |                               |        |         |
| 2015-16                              | 8095                   | 2128   | 10223  | 7367                         | 2662   | 10029  | 52084                         | 25660  | 77744   |
| 2014-15                              | 6628                   | 1604   | 8232   | 7214                         | 2577   | 9791   | 51320                         | 25380  | 76700   |
| 2013-14                              | 5314                   | 1381   | 6695   | 7848                         | 2866   | 10714  | 48430                         | 25228  | 73658   |
| 2012-13                              | 5671                   | 1751   | 7422   | 6347                         | 2280   | 8627   | 40977                         | 20938  | 61915   |
| 2011-12                              | 10584                  | 3122   | 13706  | 13542                        | 5235   | 18777  | 76282                         | 43025  | 119307  |
| <b>Arunachal Pradesh</b>             |                        |        |        |                              |        |        |                               |        |         |
| 2015-16                              | 103                    | 12     | 115    | 137                          | 25     | 162    | 467                           | 283    | 750     |
| 2014-15                              | 86                     | 7      | 93     | 154                          | 24     | 178    | 402                           | 225    | 627     |
| 2013-14                              | 81                     | 4      | 85     | 210                          | 31     | 241    | 430                           | 218    | 648     |
| 2012-13                              | 69                     | 4      | 73     | 216                          | 32     | 248    | 414                           | 229    | 643     |
| 2011-12                              | 74                     | 3      | 77     | 186                          | 19     | 205    | 401                           | 189    | 590     |
| <b>Assam</b>                         |                        |        |        |                              |        |        |                               |        |         |
| 2015-16                              | 1309                   | 335    | 1644   | 3136                         | 1719   | 4855   | 7655                          | 4780   | 12435   |
| 2014-15                              | 1171                   | 333    | 1504   | 3112                         | 1708   | 4820   | 7546                          | 4692   | 12238   |
| 2013-14                              | 1195                   | 390    | 1585   | 3019                         | 1658   | 4677   | 6995                          | 4190   | 11185   |
| 2012-13                              | 1058                   | 422    | 1480   | 3161                         | 1704   | 4865   | 6874                          | 4107   | 10981   |
| 2011-12                              | 879                    | 322    | 1201   | 4050                         | 2181   | 6231   | 7931                          | 4920   | 12851   |
| <b>Bihar</b>                         |                        |        |        |                              |        |        |                               |        |         |
| 2015-16                              | 2130                   | 445    | 2575   | 3694                         | 897    | 4591   | 13925                         | 3078   | 17003   |
| 2014-15                              | 2312                   | 452    | 2764   | 3836                         | 840    | 4676   | 14329                         | 3086   | 17415   |
| 2013-14                              | 2136                   | 447    | 2583   | 3782                         | 860    | 4642   | 12163                         | 2479   | 14642   |
| 2012-13                              | 2233                   | 409    | 2642   | 4080                         | 803    | 4883   | 13979                         | 2879   | 16858   |
| 2011-12                              | 2054                   | 341    | 2395   | 4138                         | 744    | 4882   | 15403                         | 4051   | 19454   |
| <b>Chandigarh</b>                    |                        |        |        |                              |        |        |                               |        |         |
| 2015-16                              | 476                    | 279    | 755    | 190                          | 366    | 556    | 555                           | 870    | 1425    |
| 2014-15                              | 456                    | 258    | 714    | 208                          | 381    | 589    | 587                           | 839    | 1426    |
| 2013-14                              | 401                    | 234    | 635    | 214                          | 380    | 594    | 542                           | 771    | 1313    |
| 2012-13                              | 906                    | 478    | 1384   | 204                          | 385    | 589    | 507                           | 762    | 1269    |
| 2011-12                              | 141                    | 76     | 217    | 234                          | 416    | 650    | 435                           | 685    | 1120    |
| <b>Chhatisgarh</b>                   |                        |        |        |                              |        |        |                               |        |         |
| 2015-16                              | 1064                   | 439    | 1503   | 1075                         | 576    | 1651   | 7316                          | 5485   | 12801   |
| 2014-15                              | 1140                   | 466    | 1606   | 985                          | 562    | 1547   | 7002                          | 5205   | 12207   |
| 2013-14                              | 1075                   | 399    | 1474   | 1185                         | 639    | 1824   | 6420                          | 4706   | 11126   |
| 2012-13                              | 885                    | 333    | 1218   | 1081                         | 574    | 1655   | 5754                          | 4333   | 10087   |
| 2011-12                              | 854                    | 339    | 1193   | 1178                         | 584    | 1762   | 5583                          | 4266   | 9849    |
| <b>Dadra &amp; Nagar Haveli</b>      |                        |        |        |                              |        |        |                               |        |         |
| 2015-16                              | 5                      | 2      | 7      | 2                            |        | 2      | 85                            | 78     | 163     |
| 2014-15                              | 3                      | 7      | 10     | 1                            | 2      | 3      | 83                            | 59     | 142     |
| 2013-14                              | 2                      | 5      | 7      | 1                            | 1      | 2      | 79                            | 49     | 128     |
| 2012-13                              | 4                      | 2      | 6      | 1                            |        | 1      | 57                            | 55     | 112     |
| 2011-12                              | 4                      | 1      | 5      | 2                            |        | 2      | 49                            | 53     | 102     |
| <b>Daman &amp; Diu</b>               |                        |        |        |                              |        |        |                               |        |         |
| 2015-16                              | 10                     | 2      | 12     | 27                           | 9      | 36     | 72                            | 47     | 119     |
| 2014-15                              | 11                     |        | 11     | 36                           | 17     | 53     | 64                            | 39     | 103     |

**Table 51. Post-wise Number of Teachers during last 5 years**

| State                                | Demonstrator/ Tutor |        |       | Temporary Teacher etc |        |        | All Teacher |        |         | Visiting Teacher |        |       |
|--------------------------------------|---------------------|--------|-------|-----------------------|--------|--------|-------------|--------|---------|------------------|--------|-------|
|                                      | Male                | Female | Both  | Male                  | Female | Both   | Male        | Female | Both    | Male             | Female | Both  |
| <b>India</b>                         |                     |        |       |                       |        |        |             |        |         |                  |        |       |
| 2015-16                              | 30645               | 46288  | 76933 | 59598                 | 52408  | 112006 | 924965      | 593848 | 1518813 | 14081            | 9300   | 23381 |
| 2014-15                              | 30238               | 41419  | 71657 | 55074                 | 46874  | 101948 | 904046      | 569209 | 1473255 | 11529            | 7639   | 19168 |
| 2013-14                              | 25433               | 33113  | 58546 | 46970                 | 41822  | 88792  | 834160      | 533375 | 1367535 | 10320            | 6774   | 17094 |
| 2012-13                              | 23046               | 31562  | 54608 | 42465                 | 37384  | 79849  | 797626      | 510945 | 1308571 | 9416             | 5850   | 15266 |
| 2011-12                              | 21151               | 28013  | 49164 | 36287                 | 32105  | 68392  | 761104      | 486349 | 1247453 | 8507             | 5071   | 13578 |
| <b>Andaman &amp; Nicobar Islands</b> |                     |        |       |                       |        |        |             |        |         |                  |        |       |
| 2015-16                              |                     |        |       | 77                    | 93     | 170    | 189         | 131    | 320     | 11               | 28     | 39    |
| 2014-15                              |                     |        |       | 62                    | 95     | 157    | 208         | 143    | 351     | 5                | 11     | 16    |
| 2013-14                              |                     |        |       | 28                    | 53     | 81     | 170         | 100    | 270     | 15               | 32     | 47    |
| 2012-13                              | 5                   | 1      | 6     | 13                    | 13     | 26     | 133         | 52     | 185     | 4                | 17     | 21    |
| 2011-12                              | 5                   | 1      | 6     | 27                    | 16     | 43     | 123         | 45     | 168     | 3                | 18     | 21    |
| <b>Andhra Pradesh</b>                |                     |        |       |                       |        |        |             |        |         |                  |        |       |
| 2015-16                              | 1096                | 4013   | 5109  | 3081                  | 1926   | 5007   | 71723       | 36389  | 108112  | 229              | 91     | 320   |
| 2014-15                              | 1031                | 3186   | 4217  | 2890                  | 1724   | 4614   | 69083       | 34471  | 103554  | 176              | 83     | 259   |
| 2013-14                              | 438                 | 3065   | 3503  | 1963                  | 1425   | 3388   | 63993       | 33965  | 97958   | 118              | 64     | 182   |
| 2012-13                              | 882                 | 3731   | 4613  | 2648                  | 1716   | 4364   | 56525       | 30416  | 86941   | 179              | 67     | 246   |
| 2011-12                              | 915                 | 4631   | 5546  | 3810                  | 2760   | 6570   | 105133      | 58773  | 163906  | 314              | 127    | 441   |
| <b>Arunachal Pradesh</b>             |                     |        |       |                       |        |        |             |        |         |                  |        |       |
| 2015-16                              | 10                  |        | 10    | 14                    | 18     | 32     | 731         | 338    | 1069    |                  |        |       |
| 2014-15                              | 5                   |        | 5     | 15                    | 17     | 32     | 662         | 273    | 935     | 12               | 1      | 13    |
| 2013-14                              | 5                   |        | 5     | 24                    | 19     | 43     | 750         | 272    | 1022    |                  |        |       |
| 2012-13                              | 5                   |        | 5     | 20                    | 15     | 35     | 724         | 280    | 1004    |                  |        |       |
| 2011-12                              | 5                   |        | 5     | 8                     | 13     | 21     | 674         | 224    | 898     |                  |        |       |
| <b>Assam</b>                         |                     |        |       |                       |        |        |             |        |         |                  |        |       |
| 2015-16                              | 658                 | 367    | 1025  | 1196                  | 1327   | 2523   | 13954       | 8528   | 22482   | 124              | 39     | 163   |
| 2014-15                              | 586                 | 286    | 872   | 1076                  | 1054   | 2130   | 13491       | 8073   | 21564   | 85               | 36     | 121   |
| 2013-14                              | 411                 | 219    | 630   | 904                   | 844    | 1748   | 12524       | 7301   | 19825   | 55               | 27     | 82    |
| 2012-13                              | 321                 | 290    | 611   | 724                   | 687    | 1411   | 12138       | 7210   | 19348   | 65               | 34     | 99    |
| 2011-12                              | 278                 | 291    | 569   | 589                   | 507    | 1096   | 13727       | 8221   | 21948   | 47               | 28     | 75    |
| <b>Bihar</b>                         |                     |        |       |                       |        |        |             |        |         |                  |        |       |
| 2015-16                              | 1019                | 369    | 1388  | 3919                  | 468    | 4387   | 24687       | 5257   | 29944   | 1237             | 322    | 1559  |
| 2014-15                              | 982                 | 388    | 1370  | 3909                  | 448    | 4357   | 25368       | 5214   | 30582   | 927              | 288    | 1215  |
| 2013-14                              | 760                 | 275    | 1035  | 1487                  | 424    | 1911   | 20328       | 4485   | 24813   | 899              | 246    | 1145  |
| 2012-13                              | 599                 | 208    | 807   | 782                   | 294    | 1076   | 21673       | 4593   | 26266   | 647              | 182    | 829   |
| 2011-12                              | 571                 | 165    | 736   | 693                   | 252    | 945    | 22859       | 5553   | 28412   | 541              | 155    | 696   |
| <b>Chandigarh</b>                    |                     |        |       |                       |        |        |             |        |         |                  |        |       |
| 2015-16                              | 7                   | 6      | 13    | 115                   | 362    | 477    | 1343        | 1883   | 3226    | 30               | 88     | 118   |
| 2014-15                              | 8                   | 7      | 15    | 136                   | 357    | 493    | 1395        | 1842   | 3237    | 23               | 64     | 87    |
| 2013-14                              | 6                   | 6      | 12    | 114                   | 323    | 437    | 1277        | 1714   | 2991    | 15               | 29     | 44    |
| 2012-13                              | 6                   | 6      | 12    | 130                   | 297    | 427    | 1753        | 1928   | 3681    | 6                | 20     | 26    |
| 2011-12                              | 7                   | 5      | 12    | 128                   | 292    | 420    | 945         | 1474   | 2419    | 4                | 28     | 32    |
| <b>Chhatisgarh</b>                   |                     |        |       |                       |        |        |             |        |         |                  |        |       |
| 2015-16                              | 700                 | 1307   | 2007  | 1188                  | 1376   | 2564   | 11343       | 9183   | 20526   | 135              | 94     | 229   |
| 2014-15                              | 580                 | 976    | 1556  | 1071                  | 1062   | 2133   | 10778       | 8271   | 19049   | 182              | 168    | 350   |
| 2013-14                              | 448                 | 816    | 1264  | 839                   | 912    | 1751   | 9967        | 7472   | 17439   | 163              | 132    | 295   |
| 2012-13                              | 192                 | 678    | 870   | 783                   | 789    | 1572   | 8695        | 6707   | 15402   | 205              | 112    | 317   |
| 2011-12                              | 169                 | 577    | 746   | 747                   | 776    | 1523   | 8531        | 6542   | 15073   | 165              | 76     | 241   |
| <b>Dadra &amp; Nagar Haveli</b>      |                     |        |       |                       |        |        |             |        |         |                  |        |       |
| 2015-16                              | 4                   | 8      | 12    | 11                    | 4      | 15     | 107         | 92     | 199     |                  | 1      | 1     |
| 2014-15                              |                     | 24     | 24    | 10                    | 4      | 14     | 97          | 96     | 193     |                  |        |       |
| 2013-14                              |                     | 12     | 12    | 10                    | 4      | 14     | 92          | 71     | 163     |                  |        |       |
| 2012-13                              |                     |        |       | 10                    | 4      | 14     | 72          | 61     | 133     | 4                | 6      | 10    |
| 2011-12                              |                     |        |       | 11                    | 4      | 15     | 66          | 58     | 124     |                  | 2      | 2     |
| <b>Daman &amp; Diu</b>               |                     |        |       |                       |        |        |             |        |         |                  |        |       |
| 2015-16                              |                     |        |       | 15                    | 8      | 23     | 124         | 66     | 190     | 3                | 4      | 7     |
| 2014-15                              | 1                   |        | 1     | 7                     | 7      | 14     | 119         | 63     | 182     | 3                |        | 3     |



**Table 51. Post-wise Number of Teachers during last 5 years**

| State                    | Professor & Equivalent |        |       | Reader & Associate Professor |        |       | Lecturer/ Assistant Professor |        |       |
|--------------------------|------------------------|--------|-------|------------------------------|--------|-------|-------------------------------|--------|-------|
|                          | Male                   | Female | Both  | Male                         | Female | Both  | Male                          | Female | Both  |
| 2013-14                  | 11                     | 1      | 12    | 30                           | 14     | 44    | 60                            | 27     | 87    |
| 2012-13                  | 9                      |        | 9     | 22                           | 12     | 34    | 70                            | 30     | 100   |
| 2011-12                  | 9                      |        | 9     | 28                           | 11     | 39    | 71                            | 27     | 98    |
| <b>Delhi</b>             |                        |        |       |                              |        |       |                               |        |       |
| 2015-16                  | 2115                   | 969    | 3084  | 2142                         | 2663   | 4805  | 4230                          | 5070   | 9300  |
| 2014-15                  | 2138                   | 920    | 3058  | 2241                         | 2668   | 4909  | 4028                          | 4837   | 8865  |
| 2013-14                  | 2049                   | 872    | 2921  | 2205                         | 2677   | 4882  | 3909                          | 4712   | 8621  |
| 2012-13                  | 1959                   | 794    | 2753  | 2131                         | 2552   | 4683  | 3686                          | 4393   | 8079  |
| 2011-12                  | 1883                   | 758    | 2641  | 2089                         | 2606   | 4695  | 3613                          | 4446   | 8059  |
| <b>Goa</b>               |                        |        |       |                              |        |       |                               |        |       |
| 2015-16                  | 162                    | 45     | 207   | 295                          | 256    | 551   | 686                           | 628    | 1314  |
| 2014-15                  | 168                    | 43     | 211   | 313                          | 284    | 597   | 696                           | 641    | 1337  |
| 2013-14                  | 133                    | 43     | 176   | 302                          | 270    | 572   | 485                           | 618    | 1103  |
| 2012-13                  | 121                    | 35     | 156   | 300                          | 241    | 541   | 374                           | 530    | 904   |
| 2011-12                  | 117                    | 38     | 155   | 286                          | 235    | 521   | 377                           | 553    | 930   |
| <b>Gujarat</b>           |                        |        |       |                              |        |       |                               |        |       |
| 2015-16                  | 3833                   | 1420   | 5253  | 5486                         | 2448   | 7934  | 22571                         | 12281  | 34852 |
| 2014-15                  | 3430                   | 1178   | 4608  | 5599                         | 2457   | 8056  | 21573                         | 11371  | 32944 |
| 2013-14                  | 3514                   | 1231   | 4745  | 5391                         | 2239   | 7630  | 21518                         | 11269  | 32787 |
| 2012-13                  | 3318                   | 1248   | 4566  | 5322                         | 2242   | 7564  | 19641                         | 10721  | 30362 |
| 2011-12                  | 3087                   | 1014   | 4101  | 5085                         | 2135   | 7220  | 17563                         | 9770   | 27333 |
| <b>Haryana</b>           |                        |        |       |                              |        |       |                               |        |       |
| 2015-16                  | 2985                   | 1026   | 4011  | 3005                         | 2512   | 5517  | 17540                         | 14064  | 31604 |
| 2014-15                  | 2897                   | 884    | 3781  | 3745                         | 3019   | 6764  | 19201                         | 14992  | 34193 |
| 2013-14                  | 2797                   | 901    | 3698  | 4127                         | 3349   | 7476  | 18767                         | 14067  | 32834 |
| 2012-13                  | 2128                   | 601    | 2729  | 4146                         | 3363   | 7509  | 18066                         | 13662  | 31728 |
| 2011-12                  | 1956                   | 461    | 2417  | 3585                         | 3108   | 6693  | 15978                         | 12938  | 28916 |
| <b>Himachal Pradesh</b>  |                        |        |       |                              |        |       |                               |        |       |
| 2015-16                  | 977                    | 284    | 1261  | 956                          | 493    | 1449  | 3824                          | 2903   | 6727  |
| 2014-15                  | 900                    | 226    | 1126  | 1142                         | 583    | 1725  | 3901                          | 2824   | 6725  |
| 2013-14                  | 830                    | 185    | 1015  | 977                          | 414    | 1391  | 3870                          | 2748   | 6618  |
| 2012-13                  | 925                    | 264    | 1189  | 1006                         | 463    | 1469  | 3645                          | 2490   | 6135  |
| 2011-12                  | 657                    | 193    | 850   | 771                          | 329    | 1100  | 3100                          | 2329   | 5429  |
| <b>Jammu and Kashmir</b> |                        |        |       |                              |        |       |                               |        |       |
| 2015-16                  | 813                    | 300    | 1113  | 743                          | 444    | 1187  | 2939                          | 2318   | 5257  |
| 2014-15                  | 740                    | 308    | 1048  | 623                          | 387    | 1010  | 2818                          | 2616   | 5434  |
| 2013-14                  | 698                    | 243    | 941   | 689                          | 535    | 1224  | 2954                          | 2936   | 5890  |
| 2012-13                  | 545                    | 226    | 771   | 621                          | 553    | 1174  | 3340                          | 3171   | 6511  |
| 2011-12                  | 407                    | 234    | 641   | 503                          | 296    | 799   | 2715                          | 2891   | 5606  |
| <b>Jharkhand</b>         |                        |        |       |                              |        |       |                               |        |       |
| 2015-16                  | 766                    | 119    | 885   | 1146                         | 359    | 1505  | 5567                          | 2056   | 7623  |
| 2014-15                  | 608                    | 70     | 678   | 1087                         | 302    | 1389  | 5215                          | 1894   | 7109  |
| 2013-14                  | 556                    | 62     | 618   | 961                          | 277    | 1238  | 4287                          | 1511   | 5798  |
| 2012-13                  | 521                    | 47     | 568   | 1114                         | 300    | 1414  | 4471                          | 1424   | 5895  |
| 2011-12                  | 379                    | 32     | 411   | 1147                         | 336    | 1483  | 4356                          | 1573   | 5929  |
| <b>Karnataka</b>         |                        |        |       |                              |        |       |                               |        |       |
| 2015-16                  | 12868                  | 4612   | 17480 | 11407                        | 6025   | 17432 | 43027                         | 32871  | 75898 |
| 2014-15                  | 13197                  | 4740   | 17937 | 11662                        | 5936   | 17598 | 43860                         | 32951  | 76811 |
| 2013-14                  | 12814                  | 4560   | 17374 | 14296                        | 5794   | 20090 | 41805                         | 31202  | 73007 |
| 2012-13                  | 12024                  | 4346   | 16370 | 14063                        | 5236   | 19299 | 39239                         | 29742  | 68981 |
| 2011-12                  | 11955                  | 4715   | 16670 | 10792                        | 4881   | 15673 | 38661                         | 28765  | 67426 |
| <b>Kerala</b>            |                        |        |       |                              |        |       |                               |        |       |
| 2015-16                  | 3412                   | 2103   | 5515  | 3592                         | 3089   | 6681  | 15293                         | 23271  | 38564 |
| 2014-15                  | 2746                   | 1489   | 4235  | 3813                         | 3250   | 7063  | 13945                         | 20975  | 34920 |
| 2013-14                  | 2426                   | 1281   | 3707  | 4465                         | 3630   | 8095  | 13266                         | 18950  | 32216 |
| 2012-13                  | 2407                   | 1433   | 3840  | 4435                         | 3880   | 8315  | 11394                         | 16411  | 27805 |
| 2011-12                  | 2248                   | 1348   | 3596  | 4683                         | 3832   | 8515  | 11514                         | 15148  | 26662 |

**Table 51. Post-wise Number of Teachers during last 5 years**

| State                    | Demonstrator/ Tutor |        |       | Temporary Teacher etc |        |       | All Teacher |        |        | Visiting Teacher |        |      |
|--------------------------|---------------------|--------|-------|-----------------------|--------|-------|-------------|--------|--------|------------------|--------|------|
|                          | Male                | Female | Both  | Male                  | Female | Both  | Male        | Female | Both   | Male             | Female | Both |
| 2013-14                  |                     |        |       | 7                     | 7      | 14    | 108         | 49     | 157    |                  |        |      |
| 2012-13                  |                     |        |       | 12                    | 4      | 16    | 113         | 46     | 159    |                  |        |      |
| 2011-12                  |                     |        |       | 12                    | 5      | 17    | 120         | 43     | 163    |                  |        |      |
| <b>Delhi</b>             |                     |        |       |                       |        |       |             |        |        |                  |        |      |
| 2015-16                  | 59                  | 378    | 437   | 960                   | 1496   | 2456  | 9506        | 10576  | 20082  | 329              | 221    | 550  |
| 2014-15                  | 73                  | 371    | 444   | 909                   | 1491   | 2400  | 9389        | 10287  | 19676  | 253              | 149    | 402  |
| 2013-14                  | 73                  | 354    | 427   | 770                   | 1183   | 1953  | 9006        | 9798   | 18804  | 216              | 93     | 309  |
| 2012-13                  | 69                  | 367    | 436   | 824                   | 1244   | 2068  | 8669        | 9350   | 18019  | 217              | 123    | 340  |
| 2011-12                  | 65                  | 304    | 369   | 539                   | 741    | 1280  | 8189        | 8855   | 17044  | 169              | 66     | 235  |
| <b>Goa</b>               |                     |        |       |                       |        |       |             |        |        |                  |        |      |
| 2015-16                  | 36                  | 55     | 91    | 142                   | 326    | 468   | 1321        | 1310   | 2631   | 127              | 334    | 461  |
| 2014-15                  | 36                  | 53     | 89    | 152                   | 318    | 470   | 1365        | 1339   | 2704   | 121              | 255    | 376  |
| 2013-14                  | 37                  | 56     | 93    | 128                   | 289    | 417   | 1085        | 1276   | 2361   | 80               | 245    | 325  |
| 2012-13                  | 47                  | 53     | 100   | 142                   | 306    | 448   | 984         | 1165   | 2149   | 81               | 201    | 282  |
| 2011-12                  | 48                  | 52     | 100   | 94                    | 294    | 388   | 922         | 1172   | 2094   | 65               | 150    | 215  |
| <b>Gujarat</b>           |                     |        |       |                       |        |       |             |        |        |                  |        |      |
| 2015-16                  | 1203                | 2339   | 3542  | 2342                  | 1724   | 4066  | 35435       | 20212  | 55647  | 2111             | 1405   | 3516 |
| 2014-15                  | 899                 | 1814   | 2713  | 2358                  | 1430   | 3788  | 33859       | 18250  | 52109  | 1515             | 963    | 2478 |
| 2013-14                  | 813                 | 1519   | 2332  | 2396                  | 1371   | 3767  | 33632       | 17629  | 51261  | 1276             | 780    | 2056 |
| 2012-13                  | 881                 | 1356   | 2237  | 2153                  | 1337   | 3490  | 31315       | 16904  | 48219  | 1015             | 623    | 1638 |
| 2011-12                  | 906                 | 1032   | 1938  | 2063                  | 1176   | 3239  | 28704       | 15127  | 43831  | 1456             | 737    | 2193 |
| <b>Haryana</b>           |                     |        |       |                       |        |       |             |        |        |                  |        |      |
| 2015-16                  | 775                 | 876    | 1651  | 756                   | 2183   | 2939  | 25061       | 20661  | 45722  | 309              | 527    | 836  |
| 2014-15                  | 936                 | 808    | 1744  | 814                   | 2142   | 2956  | 27593       | 21845  | 49438  | 159              | 247    | 406  |
| 2013-14                  | 764                 | 574    | 1338  | 714                   | 2017   | 2731  | 27169       | 20908  | 48077  | 146              | 137    | 283  |
| 2012-13                  | 974                 | 501    | 1475  | 607                   | 1570   | 2177  | 25921       | 19697  | 45618  | 152              | 113    | 265  |
| 2011-12                  | 577                 | 281    | 858   | 576                   | 1412   | 1988  | 22672       | 18200  | 40872  | 137              | 54     | 191  |
| <b>Himachal Pradesh</b>  |                     |        |       |                       |        |       |             |        |        |                  |        |      |
| 2015-16                  | 170                 | 698    | 868   | 350                   | 344    | 694   | 6277        | 4722   | 10999  | 84               | 76     | 160  |
| 2014-15                  | 123                 | 453    | 576   | 425                   | 427    | 852   | 6491        | 4513   | 11004  | 46               | 32     | 78   |
| 2013-14                  | 99                  | 381    | 480   | 373                   | 324    | 697   | 6149        | 4052   | 10201  | 60               | 43     | 103  |
| 2012-13                  | 95                  | 321    | 416   | 296                   | 248    | 544   | 5967        | 3786   | 9753   | 56               | 68     | 124  |
| 2011-12                  | 62                  | 265    | 327   | 296                   | 229    | 525   | 4886        | 3345   | 8231   | 89               | 52     | 141  |
| <b>Jammu and Kashmir</b> |                     |        |       |                       |        |       |             |        |        |                  |        |      |
| 2015-16                  | 251                 | 223    | 474   | 1843                  | 983    | 2826  | 6589        | 4268   | 10857  | 67               | 24     | 91   |
| 2014-15                  | 220                 | 211    | 431   | 1757                  | 981    | 2738  | 6158        | 4503   | 10661  | 60               | 14     | 74   |
| 2013-14                  | 69                  | 77     | 146   | 1560                  | 845    | 2405  | 5970        | 4636   | 10606  | 62               | 25     | 87   |
| 2012-13                  | 84                  | 83     | 167   | 1093                  | 655    | 1748  | 5683        | 4688   | 10371  | 43               | 14     | 57   |
| 2011-12                  | 65                  | 67     | 132   | 875                   | 540    | 1415  | 4565        | 4028   | 8593   | 45               | 1      | 46   |
| <b>Jharkhand</b>         |                     |        |       |                       |        |       |             |        |        |                  |        |      |
| 2015-16                  | 210                 | 141    | 351   | 532                   | 282    | 814   | 8221        | 2957   | 11178  | 196              | 103    | 299  |
| 2014-15                  | 137                 | 50     | 187   | 298                   | 239    | 537   | 7345        | 2555   | 9900   | 183              | 84     | 267  |
| 2013-14                  | 121                 | 50     | 171   | 296                   | 234    | 530   | 6221        | 2134   | 8355   | 182              | 39     | 221  |
| 2012-13                  | 80                  | 29     | 109   | 286                   | 221    | 507   | 6472        | 2021   | 8493   | 108              | 39     | 147  |
| 2011-12                  | 56                  | 9      | 65    | 107                   | 139    | 246   | 6045        | 2089   | 8134   | 126              | 46     | 172  |
| <b>Karnataka</b>         |                     |        |       |                       |        |       |             |        |        |                  |        |      |
| 2015-16                  | 5055                | 7529   | 12584 | 6735                  | 6412   | 13147 | 79092       | 57449  | 136541 | 928              | 524    | 1452 |
| 2014-15                  | 5597                | 7974   | 13571 | 6186                  | 5355   | 11541 | 80502       | 56956  | 137458 | 705              | 483    | 1188 |
| 2013-14                  | 6163                | 7483   | 13646 | 6747                  | 5190   | 11937 | 81825       | 54229  | 136054 | 740              | 515    | 1255 |
| 2012-13                  | 5520                | 7131   | 12651 | 5706                  | 4636   | 10342 | 76552       | 51091  | 127643 | 852              | 554    | 1406 |
| 2011-12                  | 5693                | 7263   | 12956 | 4903                  | 3914   | 8817  | 72004       | 49538  | 121542 | 850              | 483    | 1333 |
| <b>Kerala</b>            |                     |        |       |                       |        |       |             |        |        |                  |        |      |
| 2015-16                  | 1260                | 2361   | 3621  | 1467                  | 3748   | 5215  | 25024       | 34572  | 59596  | 173              | 188    | 361  |
| 2014-15                  | 891                 | 1937   | 2828  | 1176                  | 3008   | 4184  | 22571       | 30659  | 53230  | 126              | 164    | 290  |
| 2013-14                  | 1067                | 1830   | 2897  | 955                   | 2214   | 3169  | 22179       | 27905  | 50084  | 137              | 150    | 287  |
| 2012-13                  | 970                 | 2025   | 2995  | 886                   | 1994   | 2880  | 20092       | 25743  | 45835  | 58               | 83     | 141  |
| 2011-12                  | 890                 | 2080   | 2970  | 861                   | 1961   | 2822  | 20196       | 24369  | 44565  | 62               | 79     | 141  |

**Table 51. Post-wise Number of Teachers during last 5 years**

| State                 | Professor & Equivalent |        |       | Reader & Associate Professor |        |       | Lecturer/ Assistant Professor |        |        |
|-----------------------|------------------------|--------|-------|------------------------------|--------|-------|-------------------------------|--------|--------|
|                       | Male                   | Female | Both  | Male                         | Female | Both  | Male                          | Female | Both   |
| <b>Lakshadweep</b>    |                        |        |       |                              |        |       |                               |        |        |
| 2015-16               | 3                      |        | 3     | 4                            |        | 4     | 20                            | 13     | 33     |
| 2014-15               | 2                      |        | 2     |                              |        |       | 20                            | 11     | 31     |
| 2013-14               | 2                      | 1      | 3     |                              |        |       | 15                            | 8      | 23     |
| 2012-13               | 2                      | 1      | 3     |                              |        |       | 14                            | 11     | 25     |
| 2011-12               | 2                      | 1      | 3     |                              |        |       | 14                            | 10     | 24     |
| <b>Madhya Pradesh</b> |                        |        |       |                              |        |       |                               |        |        |
| 2015-16               | 5771                   | 2662   | 8433  | 5103                         | 2524   | 7627  | 29034                         | 18344  | 47378  |
| 2014-15               | 5680                   | 2661   | 8341  | 5065                         | 2304   | 7369  | 29041                         | 17742  | 46783  |
| 2013-14               | 5127                   | 2266   | 7393  | 5012                         | 2522   | 7534  | 25996                         | 16969  | 42965  |
| 2012-13               | 4201                   | 2097   | 6298  | 5041                         | 2267   | 7308  | 28970                         | 18713  | 47683  |
| 2011-12               | 3227                   | 1738   | 4965  | 4458                         | 1847   | 6305  | 25496                         | 16933  | 42429  |
| <b>Maharashtra</b>    |                        |        |       |                              |        |       |                               |        |        |
| 2015-16               | 11255                  | 3800   | 15055 | 14552                        | 6779   | 21331 | 68752                         | 42463  | 111215 |
| 2014-15               | 10661                  | 3667   | 14328 | 15702                        | 7013   | 22715 | 68093                         | 41907  | 110000 |
| 2013-14               | 10548                  | 3563   | 14111 | 15286                        | 6426   | 21712 | 62273                         | 38619  | 100892 |
| 2012-13               | 9750                   | 3200   | 12950 | 13253                        | 5262   | 18515 | 60242                         | 37325  | 97567  |
| 2011-12               | 8036                   | 2856   | 10892 | 17947                        | 7506   | 25453 | 64215                         | 39769  | 103984 |
| <b>Manipur</b>        |                        |        |       |                              |        |       |                               |        |        |
| 2015-16               | 285                    | 98     | 383   | 599                          | 443    | 1042  | 1495                          | 1259   | 2754   |
| 2014-15               | 310                    | 99     | 409   | 655                          | 445    | 1100  | 1522                          | 1277   | 2799   |
| 2013-14               | 369                    | 125    | 494   | 654                          | 411    | 1065  | 1497                          | 1262   | 2759   |
| 2012-13               | 276                    | 98     | 374   | 734                          | 463    | 1197  | 1250                          | 1074   | 2324   |
| 2011-12               | 107                    | 40     | 147   | 852                          | 528    | 1380  | 1487                          | 1196   | 2683   |
| <b>Meghalaya</b>      |                        |        |       |                              |        |       |                               |        |        |
| 2015-16               | 98                     | 39     | 137   | 263                          | 256    | 519   | 828                           | 1221   | 2049   |
| 2014-15               | 96                     | 57     | 153   | 376                          | 298    | 674   | 1040                          | 1454   | 2494   |
| 2013-14               | 86                     | 46     | 132   | 269                          | 241    | 510   | 1066                          | 1609   | 2675   |
| 2012-13               | 98                     | 58     | 156   | 266                          | 239    | 505   | 1032                          | 1534   | 2566   |
| 2011-12               | 77                     | 39     | 116   | 174                          | 176    | 350   | 938                           | 1494   | 2432   |
| <b>Mizoram</b>        |                        |        |       |                              |        |       |                               |        |        |
| 2015-16               | 99                     | 17     | 116   | 283                          | 211    | 494   | 353                           | 303    | 656    |
| 2014-15               | 90                     | 16     | 106   | 290                          | 186    | 476   | 363                           | 327    | 690    |
| 2013-14               | 90                     | 16     | 106   | 288                          | 177    | 465   | 360                           | 322    | 682    |
| 2012-13               | 77                     | 15     | 92    | 293                          | 173    | 466   | 317                           | 258    | 575    |
| 2011-12               | 61                     | 12     | 73    | 297                          | 163    | 460   | 298                           | 244    | 542    |
| <b>Nagaland</b>       |                        |        |       |                              |        |       |                               |        |        |
| 2015-16               | 98                     | 31     | 129   | 92                           | 106    | 198   | 791                           | 908    | 1699   |
| 2014-15               | 87                     | 29     | 116   | 102                          | 117    | 219   | 737                           | 837    | 1574   |
| 2013-14               | 97                     | 22     | 119   | 134                          | 103    | 237   | 680                           | 731    | 1411   |
| 2012-13               | 80                     | 20     | 100   | 181                          | 118    | 299   | 627                           | 708    | 1335   |
| 2011-12               | 85                     | 20     | 105   | 130                          | 93     | 223   | 608                           | 693    | 1301   |
| <b>Odisha</b>         |                        |        |       |                              |        |       |                               |        |        |
| 2015-16               | 2460                   | 612    | 3072  | 3187                         | 1179   | 4366  | 20317                         | 9424   | 29741  |
| 2014-15               | 2699                   | 518    | 3217  | 3453                         | 1265   | 4718  | 19745                         | 9108   | 28853  |
| 2013-14               | 2623                   | 467    | 3090  | 3486                         | 1250   | 4736  | 19072                         | 8618   | 27690  |
| 2012-13               | 2235                   | 461    | 2696  | 4035                         | 1311   | 5346  | 19870                         | 8879   | 28749  |
| 2011-12               | 1456                   | 274    | 1730  | 3911                         | 1808   | 5719  | 18484                         | 8078   | 26562  |
| <b>Puducherry</b>     |                        |        |       |                              |        |       |                               |        |        |
| 2015-16               | 679                    | 214    | 893   | 655                          | 290    | 945   | 2344                          | 1570   | 3914   |
| 2014-15               | 661                    | 207    | 868   | 659                          | 292    | 951   | 2343                          | 1458   | 3801   |
| 2013-14               | 637                    | 180    | 817   | 642                          | 285    | 927   | 2249                          | 1391   | 3640   |
| 2012-13               | 554                    | 238    | 792   | 563                          | 238    | 801   | 1714                          | 1310   | 3024   |
| 2011-12               | 622                    | 254    | 876   | 598                          | 291    | 889   | 1757                          | 1285   | 3042   |

**Table 51. Post-wise Number of Teachers during last 5 years**

| State                 | Demonstrator/ Tutor |        |      | Temporary Teacher etc |        |       | All Teacher |        |        | Visiting Teacher |        |      |
|-----------------------|---------------------|--------|------|-----------------------|--------|-------|-------------|--------|--------|------------------|--------|------|
|                       | Male                | Female | Both | Male                  | Female | Both  | Male        | Female | Both   | Male             | Female | Both |
| <b>Lakshadweep</b>    |                     |        |      |                       |        |       |             |        |        |                  |        |      |
| 2015-16               |                     |        |      |                       |        |       | 27          | 13     | 40     |                  |        |      |
| 2014-15               |                     |        |      |                       |        |       | 22          | 11     | 33     |                  |        |      |
| 2013-14               |                     |        |      | 19                    | 13     | 32    | 36          | 22     | 58     |                  |        |      |
| 2012-13               |                     |        |      | 19                    | 13     | 32    | 35          | 25     | 60     |                  |        |      |
| 2011-12               |                     |        |      | 19                    | 13     | 32    | 35          | 24     | 59     |                  |        |      |
| <b>Madhya Pradesh</b> |                     |        |      |                       |        |       |             |        |        |                  |        |      |
| 2015-16               | 2443                | 2859   | 5302 | 2613                  | 1992   | 4605  | 44964       | 28381  | 73345  | 511              | 353    | 864  |
| 2014-15               | 2148                | 2421   | 4569 | 2234                  | 1668   | 3902  | 44168       | 26796  | 70964  | 427              | 327    | 754  |
| 2013-14               | 1381                | 1371   | 2752 | 1664                  | 1310   | 2974  | 39180       | 24438  | 63618  | 299              | 271    | 570  |
| 2012-13               | 1185                | 1435   | 2620 | 1286                  | 1028   | 2314  | 40683       | 25540  | 66223  | 275              | 201    | 476  |
| 2011-12               | 1141                | 1226   | 2367 | 1069                  | 884    | 1953  | 35391       | 22628  | 58019  | 274              | 237    | 511  |
| <b>Maharashtra</b>    |                     |        |      |                       |        |       |             |        |        |                  |        |      |
| 2015-16               | 1982                | 2284   | 4266 | 7068                  | 6703   | 13771 | 103609      | 62029  | 165638 | 3139             | 2401   | 5540 |
| 2014-15               | 2108                | 2018   | 4126 | 6677                  | 6116   | 12793 | 103241      | 60721  | 163962 | 3091             | 2264   | 5355 |
| 2013-14               | 1911                | 1631   | 3542 | 6277                  | 5659   | 11936 | 96295       | 55898  | 152193 | 2858             | 2090   | 4948 |
| 2012-13               | 2102                | 1780   | 3882 | 6263                  | 5237   | 11500 | 91610       | 52804  | 144414 | 2920             | 1752   | 4672 |
| 2011-12               | 1830                | 1625   | 3455 | 5002                  | 4681   | 9683  | 97030       | 56437  | 153467 | 2026             | 1386   | 3412 |
| <b>Manipur</b>        |                     |        |      |                       |        |       |             |        |        |                  |        |      |
| 2015-16               | 62                  | 89     | 151  | 225                   | 264    | 489   | 2666        | 2153   | 4819   | 17               | 17     | 34   |
| 2014-15               | 73                  | 92     | 165  | 253                   | 297    | 550   | 2813        | 2210   | 5023   | 15               | 14     | 29   |
| 2013-14               | 79                  | 92     | 171  | 235                   | 289    | 524   | 2834        | 2179   | 5013   | 15               | 14     | 29   |
| 2012-13               | 58                  | 69     | 127  | 195                   | 231    | 426   | 2513        | 1935   | 4448   | 7                | 7      | 14   |
| 2011-12               | 72                  | 52     | 124  | 199                   | 266    | 465   | 2717        | 2082   | 4799   | 3                | 7      | 10   |
| <b>Meghalaya</b>      |                     |        |      |                       |        |       |             |        |        |                  |        |      |
| 2015-16               | 22                  | 33     | 55   | 89                    | 94     | 183   | 1300        | 1643   | 2943   | 10               | 1      | 11   |
| 2014-15               | 10                  | 70     | 80   | 77                    | 96     | 173   | 1599        | 1975   | 3574   | 10               | 1      | 11   |
| 2013-14               | 11                  | 82     | 93   | 44                    | 97     | 141   | 1476        | 2075   | 3551   | 6                |        | 6    |
| 2012-13               | 9                   | 99     | 108  | 39                    | 60     | 99    | 1444        | 1990   | 3434   | 3                | 1      | 4    |
| 2011-12               | 10                  | 96     | 106  | 38                    | 49     | 87    | 1237        | 1854   | 3091   |                  |        |      |
| <b>Mizoram</b>        |                     |        |      |                       |        |       |             |        |        |                  |        |      |
| 2015-16               | 19                  | 82     | 101  | 164                   | 127    | 291   | 918         | 740    | 1658   | 17               | 10     | 27   |
| 2014-15               | 18                  | 82     | 100  | 144                   | 142    | 286   | 905         | 753    | 1658   | 6                | 5      | 11   |
| 2013-14               | 15                  | 76     | 91   | 136                   | 121    | 257   | 889         | 712    | 1601   |                  | 2      | 2    |
| 2012-13               | 17                  | 92     | 109  | 137                   | 126    | 263   | 841         | 664    | 1505   | 1                | 4      | 5    |
| 2011-12               | 20                  | 65     | 85   | 123                   | 125    | 248   | 799         | 609    | 1408   | 4                | 8      | 12   |
| <b>Nagaland</b>       |                     |        |      |                       |        |       |             |        |        |                  |        |      |
| 2015-16               | 23                  | 45     | 68   | 23                    | 33     | 56    | 1027        | 1123   | 2150   | 22               | 18     | 40   |
| 2014-15               | 12                  | 40     | 52   | 33                    | 35     | 68    | 971         | 1058   | 2029   | 15               | 10     | 25   |
| 2013-14               | 14                  | 31     | 45   | 26                    | 29     | 55    | 951         | 916    | 1867   | 16               | 9      | 25   |
| 2012-13               | 20                  | 24     | 44   | 32                    | 19     | 51    | 940         | 889    | 1829   | 16               | 9      | 25   |
| 2011-12               | 9                   | 28     | 37   | 20                    | 18     | 38    | 852         | 852    | 1704   | 10               | 2      | 12   |
| <b>Odisha</b>         |                     |        |      |                       |        |       |             |        |        |                  |        |      |
| 2015-16               | 1886                | 2061   | 3947 | 1307                  | 1215   | 2522  | 29157       | 14491  | 43648  | 408              | 171    | 579  |
| 2014-15               | 1913                | 1175   | 3088 | 1073                  | 903    | 1976  | 28883       | 12969  | 41852  | 293              | 89     | 382  |
| 2013-14               | 1739                | 789    | 2528 | 983                   | 690    | 1673  | 27903       | 11814  | 39717  | 269              | 63     | 332  |
| 2012-13               | 1311                | 514    | 1825 | 732                   | 525    | 1257  | 28183       | 11690  | 39873  | 199              | 42     | 241  |
| 2011-12               | 1083                | 383    | 1466 | 566                   | 387    | 953   | 25500       | 10930  | 36430  | 99               | 27     | 126  |
| <b>Puducherry</b>     |                     |        |      |                       |        |       |             |        |        |                  |        |      |
| 2015-16               | 292                 | 338    | 630  | 101                   | 108    | 209   | 4071        | 2520   | 6591   | 10               | 4      | 14   |
| 2014-15               | 523                 | 477    | 1000 | 124                   | 111    | 235   | 4310        | 2545   | 6855   | 6                | 2      | 8    |
| 2013-14               | 302                 | 384    | 686  | 119                   | 93     | 212   | 3949        | 2333   | 6282   | 5                | 3      | 8    |
| 2012-13               | 89                  | 188    | 277  | 122                   | 97     | 219   | 3042        | 2071   | 5113   | 6                | 2      | 8    |
| 2011-12               | 384                 | 269    | 653  | 93                    | 76     | 169   | 3454        | 2175   | 5629   | 9                | 2      | 11   |

**Table 51. Post-wise Number of Teachers during last 5 years**

| State                | Professor & Equivalent |        |       | Reader & Associate Professor |        |       | Lecturer/ Assistant Professor |        |        |
|----------------------|------------------------|--------|-------|------------------------------|--------|-------|-------------------------------|--------|--------|
|                      | Male                   | Female | Both  | Male                         | Female | Both  | Male                          | Female | Both   |
| <b>Punjab</b>        |                        |        |       |                              |        |       |                               |        |        |
| 2015-16              | 2491                   | 1317   | 3808  | 2682                         | 2672   | 5354  | 17229                         | 18703  | 35932  |
| 2014-15              | 2412                   | 1258   | 3670  | 2776                         | 2616   | 5392  | 16562                         | 17354  | 33916  |
| 2013-14              | 2239                   | 1187   | 3426  | 3564                         | 3636   | 7200  | 16630                         | 16918  | 33548  |
| 2012-13              | 1752                   | 725    | 2477  | 3734                         | 3950   | 7684  | 13979                         | 16134  | 30113  |
| 2011-12              | 1459                   | 536    | 1995  | 3064                         | 2944   | 6008  | 15214                         | 14571  | 29785  |
| <b>Rajasthan</b>     |                        |        |       |                              |        |       |                               |        |        |
| 2015-16              | 5176                   | 1816   | 6992  | 3321                         | 1291   | 4612  | 35433                         | 18631  | 54064  |
| 2014-15              | 4627                   | 1463   | 6090  | 3385                         | 1412   | 4797  | 39604                         | 20397  | 60001  |
| 2013-14              | 3311                   | 1056   | 4367  | 4072                         | 2098   | 6170  | 39548                         | 22753  | 62301  |
| 2012-13              | 2844                   | 896    | 3740  | 4526                         | 1936   | 6462  | 39028                         | 23145  | 62173  |
| 2011-12              | 2680                   | 799    | 3479  | 3223                         | 1374   | 4597  | 30249                         | 18305  | 48554  |
| <b>Sikkim</b>        |                        |        |       |                              |        |       |                               |        |        |
| 2015-16              | 81                     | 29     | 110   | 100                          | 39     | 139   | 453                           | 278    | 731    |
| 2014-15              | 71                     | 25     | 96    | 130                          | 40     | 170   | 459                           | 287    | 746    |
| 2013-14              | 77                     | 28     | 105   | 91                           | 26     | 117   | 431                           | 261    | 692    |
| 2012-13              | 74                     | 15     | 89    | 103                          | 38     | 141   | 458                           | 326    | 784    |
| 2011-12              | 65                     | 11     | 76    | 62                           | 29     | 91    | 507                           | 345    | 852    |
| <b>Tamil Nadu</b>    |                        |        |       |                              |        |       |                               |        |        |
| 2015-16              | 13297                  | 5558   | 18855 | 12833                        | 8562   | 21395 | 83587                         | 72244  | 155831 |
| 2014-15              | 13143                  | 5257   | 18400 | 12611                        | 8571   | 21182 | 80871                         | 70343  | 151214 |
| 2013-14              | 12775                  | 5119   | 17894 | 11580                        | 7890   | 19470 | 74481                         | 66667  | 141148 |
| 2012-13              | 11988                  | 4694   | 16682 | 11417                        | 7815   | 19232 | 71489                         | 64845  | 136334 |
| 2011-12              | 10590                  | 4414   | 15004 | 9919                         | 7181   | 17100 | 65465                         | 61210  | 126675 |
| <b>Telangana</b>     |                        |        |       |                              |        |       |                               |        |        |
| 2015-16              | 6026                   | 1568   | 7594  | 6252                         | 3050   | 9302  | 44302                         | 25055  | 69357  |
| 2014-15              | 6099                   | 1482   | 7581  | 7012                         | 3249   | 10261 | 43430                         | 24613  | 68043  |
| 2013-14              | 5021                   | 1431   | 6452  | 6112                         | 2940   | 9052  | 37312                         | 22549  | 59861  |
| 2012-13              | 5632                   | 1641   | 7273  | 7514                         | 3475   | 10989 | 35972                         | 23504  | 59476  |
| <b>Tripura</b>       |                        |        |       |                              |        |       |                               |        |        |
| 2015-16              | 141                    | 32     | 173   | 186                          | 105    | 291   | 865                           | 392    | 1257   |
| 2014-15              | 150                    | 36     | 186   | 211                          | 98     | 309   | 863                           | 426    | 1289   |
| 2013-14              | 125                    | 41     | 166   | 201                          | 96     | 297   | 826                           | 406    | 1232   |
| 2012-13              | 136                    | 28     | 164   | 201                          | 82     | 283   | 789                           | 399    | 1188   |
| 2011-12              | 142                    | 33     | 175   | 221                          | 67     | 288   | 776                           | 316    | 1092   |
| <b>Uttar Pradesh</b> |                        |        |       |                              |        |       |                               |        |        |
| 2015-16              | 13387                  | 4209   | 17596 | 13617                        | 5914   | 19531 | 83288                         | 37657  | 120945 |
| 2014-15              | 11988                  | 3324   | 15312 | 12195                        | 5424   | 17619 | 74604                         | 33897  | 108501 |
| 2013-14              | 9320                   | 3261   | 12581 | 12945                        | 6546   | 19491 | 60054                         | 29308  | 89362  |
| 2012-13              | 9362                   | 4116   | 13478 | 11300                        | 4876   | 16176 | 58721                         | 27413  | 86134  |
| 2011-12              | 5805                   | 1695   | 7500  | 13039                        | 5453   | 18492 | 64724                         | 32055  | 96779  |
| <b>Uttarakhand</b>   |                        |        |       |                              |        |       |                               |        |        |
| 2015-16              | 1611                   | 357    | 1968  | 1392                         | 737    | 2129  | 7496                          | 4126   | 11622  |
| 2014-15              | 1463                   | 315    | 1778  | 1418                         | 724    | 2142  | 7318                          | 3971   | 11289  |
| 2013-14              | 1244                   | 253    | 1497  | 1280                         | 660    | 1940  | 5674                          | 2816   | 8490   |
| 2012-13              | 1085                   | 243    | 1328  | 1285                         | 728    | 2013  | 5754                          | 3024   | 8778   |
| 2011-12              | 1139                   | 282    | 1421  | 979                          | 469    | 1448  | 4973                          | 2750   | 7723   |
| <b>West Bengal</b>   |                        |        |       |                              |        |       |                               |        |        |
| 2015-16              | 4184                   | 865    | 5049  | 4269                         | 2115   | 6384  | 18132                         | 8220   | 26352  |
| 2014-15              | 3941                   | 745    | 4686  | 4439                         | 2210   | 6649  | 16342                         | 7428   | 23770  |
| 2013-14              | 3602                   | 703    | 4305  | 4294                         | 2052   | 6346  | 14534                         | 6508   | 21042  |
| 2012-13              | 3604                   | 674    | 4278  | 4088                         | 1989   | 6077  | 13969                         | 6289   | 20258  |
| 2011-12              | 3285                   | 603    | 3888  | 4191                         | 1995   | 6186  | 12848                         | 5844   | 18692  |

**Table 51. Post-wise Number of Teachers during last 5 years**

| State                | Demonstrator/ Tutor |        |      | Temporary Teacher etc |        |       | All Teacher |        |        | Visiting Teacher |        |      |
|----------------------|---------------------|--------|------|-----------------------|--------|-------|-------------|--------|--------|------------------|--------|------|
|                      | Male                | Female | Both | Male                  | Female | Both  | Male        | Female | Both   | Male             | Female | Both |
| <b>Punjab</b>        |                     |        |      |                       |        |       |             |        |        |                  |        |      |
| 2015-16              | 905                 | 4290   | 5195 | 1562                  | 3856   | 5418  | 24869       | 30838  | 55707  | 136              | 284    | 420  |
| 2014-15              | 715                 | 3806   | 4521 | 1400                  | 3573   | 4973  | 23865       | 28607  | 52472  | 144              | 244    | 388  |
| 2013-14              | 635                 | 1886   | 2521 | 1224                  | 3263   | 4487  | 24292       | 26890  | 51182  | 153              | 237    | 390  |
| 2012-13              | 501                 | 1248   | 1749 | 892                   | 2091   | 2983  | 20858       | 24148  | 45006  | 103              | 215    | 318  |
| 2011-12              | 669                 | 881    | 1550 | 561                   | 1112   | 1673  | 20967       | 20044  | 41011  | 120              | 188    | 308  |
| <b>Rajasthan</b>     |                     |        |      |                       |        |       |             |        |        |                  |        |      |
| 2015-16              | 1459                | 579    | 2038 | 721                   | 477    | 1198  | 46110       | 22794  | 68904  | 230              | 132    | 362  |
| 2014-15              | 1287                | 629    | 1916 | 687                   | 461    | 1148  | 49590       | 24362  | 73952  | 214              | 133    | 347  |
| 2013-14              | 836                 | 330    | 1166 | 536                   | 452    | 988   | 48303       | 26689  | 74992  | 232              | 128    | 360  |
| 2012-13              | 427                 | 148    | 575  | 588                   | 505    | 1093  | 47413       | 26630  | 74043  | 151              | 94     | 245  |
| 2011-12              | 343                 | 123    | 466  | 563                   | 407    | 970   | 37058       | 21008  | 58066  | 169              | 105    | 274  |
| <b>Sikkim</b>        |                     |        |      |                       |        |       |             |        |        |                  |        |      |
| 2015-16              | 108                 | 152    | 260  | 84                    | 74     | 158   | 826         | 572    | 1398   | 3                | 9      | 12   |
| 2014-15              | 95                  | 127    | 222  | 96                    | 80     | 176   | 851         | 559    | 1410   | 3                | 6      | 9    |
| 2013-14              | 62                  | 126    | 188  | 106                   | 90     | 196   | 767         | 531    | 1298   | 4                | 5      | 9    |
| 2012-13              | 66                  | 97     | 163  | 98                    | 73     | 171   | 799         | 549    | 1348   | 6                | 15     | 21   |
| 2011-12              | 28                  | 33     | 61   | 37                    | 46     | 83    | 699         | 464    | 1163   | 1                | 1      | 2    |
| <b>Tamil Nadu</b>    |                     |        |      |                       |        |       |             |        |        |                  |        |      |
| 2015-16              | 2536                | 5519   | 8055 | 2618                  | 2474   | 5092  | 114871      | 94357  | 209228 | 354              | 155    | 509  |
| 2014-15              | 2886                | 5180   | 8066 | 2448                  | 2533   | 4981  | 111959      | 91884  | 203843 | 387              | 147    | 534  |
| 2013-14              | 2515                | 4802   | 7317 | 2242                  | 2619   | 4861  | 103593      | 87097  | 190690 | 322              | 165    | 487  |
| 2012-13              | 2515                | 4423   | 6938 | 1957                  | 2387   | 4344  | 99366       | 84164  | 183530 | 251              | 135    | 386  |
| 2011-12              | 2235                | 4073   | 6308 | 1739                  | 2133   | 3872  | 89948       | 79011  | 168959 | 231              | 118    | 349  |
| <b>Telangana</b>     |                     |        |      |                       |        |       |             |        |        |                  |        |      |
| 2015-16              | 568                 | 2225   | 2793 | 2120                  | 1559   | 3679  | 59268       | 33457  | 92725  | 135              | 71     | 206  |
| 2014-15              | 740                 | 2057   | 2797 | 1865                  | 1385   | 3250  | 59146       | 32786  | 91932  | 154              | 76     | 230  |
| 2013-14              | 567                 | 1938   | 2505 | 1346                  | 1147   | 2493  | 50358       | 30005  | 80363  | 135              | 46     | 181  |
| 2012-13              | 487                 | 1992   | 2479 | 1664                  | 1332   | 2996  | 51269       | 31944  | 83213  | 195              | 70     | 265  |
| <b>Tripura</b>       |                     |        |      |                       |        |       |             |        |        |                  |        |      |
| 2015-16              | 295                 | 244    | 539  | 128                   | 78     | 206   | 1615        | 851    | 2466   | 128              | 112    | 240  |
| 2014-15              | 205                 | 227    | 432  | 94                    | 65     | 159   | 1523        | 852    | 2375   | 80               | 71     | 151  |
| 2013-14              | 243                 | 222    | 465  | 74                    | 59     | 133   | 1469        | 824    | 2293   | 83               | 69     | 152  |
| 2012-13              | 235                 | 196    | 431  | 82                    | 67     | 149   | 1443        | 772    | 2215   | 74               | 47     | 121  |
| 2011-12              | 204                 | 173    | 377  | 72                    | 59     | 131   | 1415        | 648    | 2063   | 69               | 38     | 107  |
| <b>Uttar Pradesh</b> |                     |        |      |                       |        |       |             |        |        |                  |        |      |
| 2015-16              | 3286                | 3416   | 6702 | 7035                  | 3909   | 10944 | 120613      | 55105  | 175718 | 539              | 204    | 743  |
| 2014-15              | 3104                | 3154   | 6258 | 6381                  | 3259   | 9640  | 108272      | 49058  | 157330 | 379              | 168    | 547  |
| 2013-14              | 1809                | 1521   | 3330 | 5059                  | 2773   | 7832  | 89187       | 43409  | 132596 | 330              | 128    | 458  |
| 2012-13              | 1580                | 1358   | 2938 | 4446                  | 2593   | 7039  | 85409       | 40356  | 125765 | 297              | 127    | 424  |
| 2011-12              | 1149                | 996    | 2145 | 3249                  | 1802   | 5051  | 87966       | 42001  | 129967 | 227              | 87     | 314  |
| <b>Uttarakhand</b>   |                     |        |      |                       |        |       |             |        |        |                  |        |      |
| 2015-16              | 565                 | 517    | 1082 | 919                   | 633    | 1552  | 11983       | 6370   | 18353  | 76               | 35     | 111  |
| 2014-15              | 444                 | 492    | 936  | 953                   | 631    | 1584  | 11596       | 6133   | 17729  | 75               | 33     | 108  |
| 2013-14              | 301                 | 292    | 593  | 870                   | 555    | 1425  | 9369        | 4576   | 13945  | 34               | 29     | 63   |
| 2012-13              | 303                 | 319    | 622  | 807                   | 530    | 1337  | 9234        | 4844   | 14078  | 52               | 35     | 87   |
| 2011-12              | 337                 | 280    | 617  | 750                   | 482    | 1232  | 8178        | 4263   | 12441  | 52               | 23     | 75   |
| <b>West Bengal</b>   |                     |        |      |                       |        |       |             |        |        |                  |        |      |
| 2015-16              | 1681                | 885    | 2566 | 8078                  | 5732   | 13810 | 36344       | 17817  | 54161  | 2253             | 1254   | 3507 |
| 2014-15              | 1852                | 834    | 2686 | 7284                  | 5360   | 12644 | 33858       | 16577  | 50435  | 1649             | 1007   | 2656 |
| 2013-14              | 1739                | 823    | 2562 | 6695                  | 4885   | 11580 | 30864       | 14971  | 45835  | 1395             | 958    | 2353 |
| 2012-13              | 1411                | 800    | 2211 | 5991                  | 4440   | 10431 | 29063       | 14192  | 43255  | 1168             | 838    | 2006 |
| 2011-12              | 1325                | 687    | 2012 | 5848                  | 4534   | 10382 | 27497       | 13663  | 41160  | 1140             | 740    | 1880 |

**Table 52. Population in the age group 18-23 years since 2011**

| State/Gender                         | 2011      | 2012      | 2013      | 2014      | 2015      | 2016      |
|--------------------------------------|-----------|-----------|-----------|-----------|-----------|-----------|
| <b>India</b>                         |           |           |           |           |           |           |
| Both                                 | 140317069 | 140558699 | 140801526 | 141045558 | 141290793 | 141537252 |
| Male                                 | 73333306  | 73294003  | 73254717  | 73215453  | 73176211  | 73136991  |
| Female                               | 66983763  | 67264696  | 67546809  | 67830105  | 68114582  | 68400261  |
| <b>Andaman &amp; Nicobar Islands</b> |           |           |           |           |           |           |
| Both                                 | 42624     | 43765     | 44990     | 45950     | 46909     | 47603     |
| Male                                 | 22399     | 22833     | 23265     | 23610     | 23954     | 24296     |
| Female                               | 20225     | 20932     | 21725     | 22340     | 22955     | 23307     |
| <b>Andhra Pradesh</b>                |           |           |           |           |           |           |
| Both                                 | 5815865   | 5762398   | 5708890   | 5655372   | 5601939   | 5548650   |
| Male                                 | 2921284   | 2888666   | 2856231   | 2823927   | 2791849   | 2760001   |
| Female                               | 2894581   | 2873732   | 2852677   | 2831445   | 2810090   | 2788649   |
| <b>Arunachal Pradesh</b>             |           |           |           |           |           |           |
| Both                                 | 166185    | 165162    | 164130    | 163087    | 162040    | 160988    |
| Male                                 | 83252     | 82713     | 82173     | 81629     | 81086     | 80541     |
| Female                               | 82933     | 82449     | 81957     | 81458     | 80954     | 80447     |
| <b>Assam</b>                         |           |           |           |           |           |           |
| Both                                 | 3629694   | 3646882   | 3663803   | 3680475   | 3696944   | 3713244   |
| Male                                 | 1783867   | 1788664   | 1793346   | 1797918   | 1802398   | 1806802   |
| Female                               | 1845827   | 1858218   | 1870457   | 1882557   | 1894546   | 1906442   |
| <b>Bihar</b>                         |           |           |           |           |           |           |
| Both                                 | 10428356  | 10617545  | 10809554  | 11004460  | 11202454  | 11403681  |
| Male                                 | 5596291   | 5664461   | 5733057   | 5802082   | 5871607   | 5941675   |
| Female                               | 4832065   | 4953084   | 5076497   | 5202378   | 5330847   | 5462006   |
| <b>Chandigarh</b>                    |           |           |           |           |           |           |
| Both                                 | 145057    | 152168    | 159472    | 166661    | 173634    | 179685    |
| Male                                 | 83261     | 87682     | 92198     | 96810     | 101416    | 105717    |
| Female                               | 61796     | 64486     | 67274     | 69851     | 72218     | 73968     |
| <b>Chhattisgarh</b>                  |           |           |           |           |           |           |
| Both                                 | 2997058   | 3019121   | 3041060   | 3062881   | 3084628   | 3106323   |
| Male                                 | 1504296   | 1512679   | 1521002   | 1529263   | 1537485   | 1545673   |
| Female                               | 1492762   | 1506442   | 1520058   | 1533618   | 1547143   | 1560650   |
| <b>Dadra &amp; Nagar Haveli</b>      |           |           |           |           |           |           |
| Both                                 | 51337     | 53587     | 55834     | 58077     | 59847     | 61090     |
| Male                                 | 32564     | 33746     | 34926     | 36104     | 37280     | 38285     |
| Female                               | 18773     | 19841     | 20908     | 21973     | 22567     | 22805     |
| <b>Daman &amp; Diu</b>               |           |           |           |           |           |           |
| Both                                 | 45963     | 47973     | 49980     | 52304     | 54430     | 56683     |
| Male                                 | 33810     | 35556     | 37301     | 39236     | 40975     | 42713     |
| Female                               | 12153     | 12417     | 12679     | 13068     | 13455     | 13970     |
| <b>Delhi</b>                         |           |           |           |           |           |           |
| Both                                 | 2118969   | 2148286   | 2177801   | 2207522   | 2237479   | 2267692   |
| Male                                 | 1162507   | 1177977   | 1193569   | 1209283   | 1225135   | 1241134   |
| Female                               | 956462    | 970309    | 984232    | 998239    | 1012344   | 1026558   |
| <b>Goa</b>                           |           |           |           |           |           |           |
| Both                                 | 154587    | 159132    | 163579    | 167756    | 171060    | 173315    |
| Male                                 | 83876     | 86611     | 89341     | 91974     | 94332     | 96321     |
| Female                               | 70711     | 72521     | 74238     | 75782     | 76728     | 76994     |
| <b>Gujarat</b>                       |           |           |           |           |           |           |
| Both                                 | 7115040   | 7133441   | 7151245   | 7168479   | 7185240   | 7201594   |
| Male                                 | 3781933   | 3783004   | 3783809   | 3784353   | 3784683   | 3784827   |
| Female                               | 3333107   | 3350437   | 3367436   | 3384126   | 3400557   | 3416767   |

**Table 52. Population in the age group 18-23 years since 2011**

| State/Gender             | 2011     | 2012     | 2013     | 2014     | 2015     | 2016     |
|--------------------------|----------|----------|----------|----------|----------|----------|
| <b>Haryana</b>           |          |          |          |          |          |          |
| Both                     | 3183982  | 3184786  | 3185283  | 3185493  | 3185459  | 3185213  |
| Male                     | 1730173  | 1730331  | 1730366  | 1730282  | 1730100  | 1729834  |
| Female                   | 1453809  | 1454455  | 1454917  | 1455211  | 1455359  | 1455379  |
| <b>Himachal Pradesh</b>  |          |          |          |          |          |          |
| Both                     | 781296   | 772064   | 762873   | 753727   | 744639   | 735616   |
| Male                     | 399121   | 395448   | 391783   | 388124   | 384477   | 380847   |
| Female                   | 382175   | 376616   | 371090   | 365603   | 360162   | 354769   |
| <b>Jammu and Kashmir</b> |          |          |          |          |          |          |
| Both                     | 1429023  | 1406646  | 1384487  | 1362550  | 1340857  | 1319420  |
| Male                     | 738506   | 726818   | 715266   | 703848   | 692574   | 681446   |
| Female                   | 690517   | 679828   | 669221   | 658702   | 648283   | 637974   |
| <b>Jharkhand</b>         |          |          |          |          |          |          |
| Both                     | 3595218  | 3634055  | 3673012  | 3712100  | 3751369  | 3790851  |
| Male                     | 1849643  | 1862447  | 1875207  | 1887924  | 1900621  | 1913309  |
| Female                   | 1745575  | 1771608  | 1797805  | 1824176  | 1850748  | 1877542  |
| <b>Karnataka</b>         |          |          |          |          |          |          |
| Both                     | 7401674  | 7331743  | 7261785  | 7191845  | 7122040  | 7052447  |
| Male                     | 3813855  | 3772288  | 3730911  | 3689733  | 3648803  | 3608150  |
| Female                   | 3587819  | 3559455  | 3530874  | 3502112  | 3473237  | 3444297  |
| <b>Kerala</b>            |          |          |          |          |          |          |
| Both                     | 3168979  | 3139573  | 3110141  | 3080703  | 3051307  | 3021991  |
| Male                     | 1576568  | 1563740  | 1550908  | 1538075  | 1525261  | 1512481  |
| Female                   | 1592411  | 1575833  | 1559233  | 1542628  | 1526046  | 1509510  |
| <b>Lakshadweep</b>       |          |          |          |          |          |          |
| Both                     | 6747     | 6834     | 6836     | 7015     | 7101     | 7185     |
| Male                     | 3555     | 3556     | 3556     | 3650     | 3651     | 3650     |
| Female                   | 3192     | 3278     | 3280     | 3365     | 3450     | 3535     |
| <b>Madhya Pradesh</b>    |          |          |          |          |          |          |
| Both                     | 8548106  | 8608497  | 8668523  | 8728206  | 8787661  | 8846960  |
| Male                     | 4558477  | 4581535  | 4604387  | 4627031  | 4649525  | 4671898  |
| Female                   | 3989629  | 4026962  | 4064136  | 4101175  | 4138136  | 4175062  |
| <b>Maharashtra</b>       |          |          |          |          |          |          |
| Both                     | 13471405 | 13440428 | 13408302 | 13375090 | 13340997 | 13306153 |
| Male                     | 7163368  | 7131911  | 7100094  | 7067928  | 7035512  | 7002901  |
| Female                   | 6308037  | 6308517  | 6308208  | 6307162  | 6305485  | 6303252  |
| <b>Manipur</b>           |          |          |          |          |          |          |
| Both                     | 298162   | 296328   | 294476   | 292609   | 290731   | 288846   |
| Male                     | 146740   | 145791   | 144837   | 143881   | 142922   | 141963   |
| Female                   | 151422   | 150537   | 149639   | 148728   | 147809   | 146883   |
| <b>Meghalaya</b>         |          |          |          |          |          |          |
| Both                     | 353135   | 350964   | 348770   | 346557   | 344333   | 342100   |
| Male                     | 174048   | 172923   | 171792   | 170656   | 169519   | 168382   |
| Female                   | 179087   | 178041   | 176978   | 175901   | 174814   | 173718   |
| <b>Mizoram</b>           |          |          |          |          |          |          |
| Both                     | 133891   | 133067   | 132235   | 131397   | 130552   | 129705   |
| Male                     | 66604    | 66174    | 65740    | 65306    | 64871    | 64435    |
| Female                   | 67287    | 66893    | 66495    | 66091    | 65681    | 65270    |
| <b>Nagaland</b>          |          |          |          |          |          |          |
| Both                     | 253903   | 252338   | 250759   | 249167   | 247565   | 245957   |
| Male                     | 129356   | 128519   | 127679   | 126835   | 125989   | 125144   |
| Female                   | 124547   | 123819   | 123080   | 122332   | 121576   | 120813   |



**Table 52. Population in the age group 18-23 years since 2011**

| State/Gender         | 2011     | 2012     | 2013     | 2014     | 2015     | 2016     |
|----------------------|----------|----------|----------|----------|----------|----------|
| <b>Odisha</b>        |          |          |          |          |          |          |
| Both                 | 4714554  | 4700392  | 4685815  | 4670851  | 4655573  | 4640028  |
| Male                 | 2344765  | 2339231  | 2333546  | 2327713  | 2321764  | 2315718  |
| Female               | 2369789  | 2361161  | 2352269  | 2343138  | 2333809  | 2324310  |
| <b>Puducherry</b>    |          |          |          |          |          |          |
| Both                 | 129941   | 135470   | 141160   | 146637   | 151524   | 155259   |
| Male                 | 62818    | 66274    | 69898    | 73518    | 76963    | 79972    |
| Female               | 67123    | 69196    | 71262    | 73119    | 74561    | 75287    |
| <b>Punjab</b>        |          |          |          |          |          |          |
| Both                 | 3422021  | 3378090  | 3334425  | 3291045  | 3248003  | 3205329  |
| Male                 | 1850103  | 1830474  | 1810926  | 1791463  | 1772109  | 1752878  |
| Female               | 1571918  | 1547616  | 1523499  | 1499582  | 1475894  | 1452451  |
| <b>Rajasthan</b>     |          |          |          |          |          |          |
| Both                 | 8267588  | 8376323  | 8485724  | 8595816  | 8706717  | 8818503  |
| Male                 | 4359903  | 4406721  | 4453730  | 4500927  | 4548368  | 4596084  |
| Female               | 3907685  | 3969602  | 4031994  | 4094889  | 4158349  | 4222419  |
| <b>Sikkim</b>        |          |          |          |          |          |          |
| Both                 | 80666    | 80169    | 79667    | 79160    | 78651    | 78139    |
| Male                 | 41723    | 41454    | 41182    | 40910    | 40637    | 40364    |
| Female               | 38943    | 38715    | 38485    | 38250    | 38014    | 37775    |
| <b>Tamil Nadu</b>    |          |          |          |          |          |          |
| Both                 | 7766109  | 7648115  | 7531180  | 7415342  | 7300716  | 7187371  |
| Male                 | 3880890  | 3823210  | 3766124  | 3709632  | 3653781  | 3598596  |
| Female               | 3885219  | 3824905  | 3765056  | 3705710  | 3646935  | 3588775  |
| <b>Telangana</b>     |          |          |          |          |          |          |
| Both                 | 4212182  | 4173459  | 4134704  | 4095944  | 4057244  | 4018650  |
| Male                 | 2119767  | 2096115  | 2072580  | 2049168  | 2025906  | 2002810  |
| Female               | 2092415  | 2077344  | 2062124  | 2046776  | 2031338  | 2015840  |
| <b>Tripura</b>       |          |          |          |          |          |          |
| Both                 | 449750   | 446984   | 444191   | 441375   | 438541   | 435697   |
| Male                 | 220546   | 219119   | 217686   | 216248   | 214806   | 213365   |
| Female               | 229204   | 227865   | 226505   | 225127   | 223735   | 222332   |
| <b>Uttar Pradesh</b> |          |          |          |          |          |          |
| Both                 | 23718331 | 23915128 | 24111792 | 24308393 | 24505255 | 24702585 |
| Male                 | 12833695 | 12883584 | 12932759 | 12981220 | 13029129 | 13076573 |
| Female               | 10884636 | 11031544 | 11179033 | 11327173 | 11476126 | 11626012 |
| <b>Uttarakhand</b>   |          |          |          |          |          |          |
| Both                 | 1247756  | 1240630  | 1233427  | 1226154  | 1218827  | 1211463  |
| Male                 | 637991   | 634752   | 631485   | 628193   | 624881   | 621556   |
| Female               | 609765   | 605878   | 601942   | 597961   | 593946   | 589907   |
| <b>West Bengal</b>   |          |          |          |          |          |          |
| Both                 | 10971915 | 10957156 | 10941621 | 10925358 | 10908527 | 10891236 |
| Male                 | 5541751  | 5506996  | 5472075  | 5436999  | 5401842  | 5366650  |
| Female               | 5430164  | 5450160  | 5469546  | 5488359  | 5506685  | 5524586  |

No .F. 19-1/2014-Stat  
Government of India  
Ministry of Human Resource Development  
Department of Higher Education  
Statistics Division

...

Dated the,12<sup>th</sup> February, 2014

**Subject: Constitution of Steering Committee for Higher Education Statistics & Public Information System**

The Twelfth Plan for Higher Education has laid special emphasis on developing a robust system for collection, compilation and dissemination of higher education statistics with a view to enable evidence-based policy making and conduct empirical research for the purpose. This would include but not be restricted to the All India Survey on Higher Education (AISHE). The scope, scale and timeliness of AISHE started in the year 2011 would be further improved during the Twelfth Plan. In addition, a good public information system targeted at students and their parents about institutions and programmes they offer would be established and surveys and studies would be conducted to understand trends in higher education. Accordingly, a Scheme, namely Higher Education Statistics and Public Information System has been launched.

2. With a view to ensure coordinated approach to all these efforts, particularly data collection efforts and benefit from synergy in such efforts, a Steering Committee for Higher Education Statistics & Public Information System is hereby constituted. In particular, the committee would -

- a) Evolve national policies and priorities relating to the higher education statistics and public information system;
- b) Develop and define standards and concepts aligned to international practices in regard to higher education statistics;
- c) Suggest ways to harmonize and avoid duplication in data collection efforts by various agencies;
- d) Guide and monitor the All India Survey on Higher Education;
- e) Guide and monitor creation of portal on institutions and courses for students and parents for informed choice;
- f) Guide and monitor quick as well as longitudinal surveys and studies with a view to understand trends in higher education;
- g) Disseminate and promote higher education statistics amongst various stakeholders and public at large;
- h) Sanction funds for various related activities to different agencies for the purpose;
- i) Any other related matter.

3. The composition of the Steering Committee shall be as under:

|       |   |                  |
|-------|---|------------------|
| 1.    | Secretary, Department of Higher Education, Ministry of HRD                    | Chairman         |
| 2.    | Chairman, University Grants Commission  | Member           |
| 3.    | Chairman, All India Council for Technical Education                           | Member           |
| 4.    | Director General, National Informatics Centre                                 | Member           |
| 5.    | Director General, Central Statistics Organization                             | Member           |
| 6.    | Director General, Indian Council of Agricultural Research or his nominee      | Member           |
| 7.    | Vice-Chancellor, National University of Educational Planning & Administration | Member           |
| 8.    | President, Medical Council of India or his nominee                            | Member           |
| 9.    | Financial Adviser, Department of Higher Education                             | Member           |
| 10.   | Advisor (Higher Education), Planning Commission                               | Member           |
| 11.   | Secretary, Indian Nursing Council   | Member           |
| 12.   | Member Secretary, National Council for Teacher Education                      | Member           |
| 13.   | Director, National Assessment and Accreditation Council                       | Member           |
| 14.   | Member-Secretary, National Board of Accreditation                             | Member           |
| 15-16 | Two experts with background in higher education statistics                    | Members          |
| 17.   | Representative from UNESCO Institute of Statistics                            | Member           |
| 18.   | Deputy Director General (Statistics), Department of Higher Education, MHRD    | Member Secretary |

4. All Bureau Heads in the Department of Higher Education and the Directors of the various Missions such National Mission in Education through Information & Communication Technology (NMEICT), National Mission on Teachers & Teaching (NMTT) and Rashtriya Uchcha Shiksha Abhiyan (RUSA) will be permanent invitees of the committee. In addition, the Committee could co-opt other stakeholders and / or experts as and when such need arises. With a view to discharge its functions, the committee may constitute various sub-committees and /or groups on various issues.

5. The expenditure on TA/DA to official members in connection with the meetings of the Steering Committee will be borne by the parent departments/organizations to which the member belongs. Non-official members (if co-opted) will be entitled to TA/DA (including air freight) as admissible to Group 'A' officers of the Government of India and this expenditure will be borne by MHRD, New Delhi. The Committee would be serviced by the Statistics Division of MHRD, New Delhi.

**(Ruchika Gupta)**  
**Joint Director**

1. Chairman of the Steering Committee
2. Chairman, University Grant Commission, New Delhi
3. Chairman, All India Council for Technical Education
4. Deputy Director General, NIC
5. Director General, CSO
6. Director General & Secretary, Indian Council of Agricultural & Research
7. Vice-Chancellor, National University of Educational Planning & Administration
8. President, Medical Council of India
9. Financial Adviser, Department of Higher Education

10. Adviser (Education), Planning Commission
11. Secretary, Indian Nursing Council
12. Member Secretary, National Council of Teacher Education
13. Director, National Assessment and Accreditation Council
14. Member-Secretary, National Board of Accreditation
- 15-16. Two experts with background in higher education statistics
17. Shri Shailendra Sigdel, UNESCO Institute for Statistics

Copy to:

1. PS to HRM
2. PPS to Secretary, Department of Higher Education
3. PPS to Secretary, Department of School Education & Literacy
4. PPS to Secretary, Ministry of Statistics and Programme Implementation
5. PPS to Addl. Secretary (TE), Department of Higher Education
6. All Bureau Heads in the Ministry of Human Resource Development
7. Mission Directors, NMEICT, NMTT, RUSA

**(Ruchika Gupta)**  
**Joint Director**

## CONCEPTS AND DEFINITIONS

### HIGHER EDUCATION

For the purpose of this Survey, Higher Education is defined as the education, which is obtained after completing 12 years of schooling or equivalent and is of the duration of at least nine months (full time) or after completing 10 years of schooling and is of the duration of at least 3 years. The education may be of the nature of General, Vocational, Professional or Technical education.

### I. TYPE OF INSTITUTIONS

All Institutions, where higher education as defined above is imparted, will be covered in the Survey. The Institutions, covered in the Survey has been classified into three broad categories:

- (1) University/University Level Institutions
- (2) Colleges/Institutions - affiliated/recognised with University
- (3) Stand-alone Institutions - not affiliated/recognised with University

#### (1) University/University Level Institutions

Under the University Grants Commission (UGC) Act, 1956, *“University” means a University established or incorporated by or under a Central Act, a Provincial Act or a State Act, and includes any such institution as may, in consultation with the University concerned, be recognized by the Commission in accordance with the regulations made in this behalf under this Act.*

**Various Provisions under UGC Act, 1956, which are relevant for the Survey, are mentioned below:**

Under Section 22(1) of UGC Act, 1956, *the right of conferring or granting degrees shall be exercised only by a University established or incorporated by or under a central Act, a Provincial Act, a State Act or an institution deemed to be a University under section 3 or an institution specially empowered by an Act of Parliament to confer or grant degrees.*

Under Section 22(2) of UGC Act, 1956 states that *Save as provided in sub-section (1), no person or authority shall confer, or grant, or hold himself or itself out as entitled to confer or grant, any degree.*

Section 12 of the UGC Act, 1956 states Power and Functions of the University Grants Commission:

*It shall be the general duty of the Commission to take, in consultation with the Universities or other bodies concerned, all such steps as it may think fit for the promotion and co-ordination of University education and for the determination and maintenance of standards of teaching, examination and research in Universities, and for the purpose of performing its functions under this Act, the commission may :*

*(h) collect information on all such matters relating to university education in India and other countries as it thinks fit and make the same available to any university;*

*(i) require a University to furnish it with such information as may be needed relating to the financial position of the University or the studies in the various branches of learning undertaken in that University, together with all the rules and regulations relating to the standards of teaching and examination in that University respecting each of such branches of learning.*

Thus the following degree awarding Institutions are covered in this category:

1. **Central University** - A university established or incorporated by a Central Act.
2. **State University** - A university established or incorporated by a Provincial Act or by a State Act.
3. **Open University** -A University which imparts education exclusively through distance education in any branch or branches of knowledge.
4. **Private University** - A university established through a State/ Central Act by a sponsoring body viz. a Society registered under the Societies Registration Act 1860, or any other corresponding law for the time being in force in a State or a Public Trust or a Company registered under Section 25 of the Companies Act, 1956.
5. **Deemed University** - An Institution Deemed to be University commonly known as Deemed University refers to a high-performing institute, which has been so declared by Central Government under Section 3 of the University Grants Commission (UGC) Act, 1956.
6. **Institute of National Importance** - An Institution established by Act of Parliament and declared as Institution of National Importance such as All Indian Institute of Technology (IIT), National Institute of Technology (NIT).
7. **Institute Under State Legislature Act** - An institution established or incorporated by a State Legislature Act. There are 5 such Universities, *Nizam's Institute of Medical Sciences, Hyderabad; Sri Venkateswara Institute of Medical*

*Sciences, Tirupati; Shere-e-Kashmir Institute of Medical Sciences, Srinagar; Indira Gandhi Institute of Medical Sciences, Patna; Sanjay Gandhi Post Graduate Institute of Medical Sciences, Lucknow.*

8. **Other Institute** – An institution not falling in any of the above category but established through State/ Central Act and are empowered to award degrees e.g. *National Institute of Fashion Technology* established through an Act of Parliament.

## **2. Colleges/Institutions affiliated/recognised with University**

These are institutions which can run degree programmes but are not empowered to provide degree on their own and are necessarily have to be attached with a University/University level institution for the purpose of awarding degree. For the purpose of the survey these institutions have been classified as under:

**2.1 Colleges Affiliated with University/ University level Institutions** – Under Section 12A(1)(b), *College means any Institution, whether known as such or by any other name which provides for a course of study for obtaining any qualification from a university and which, in accordance with the rules and regulations of such university, is recognised as competent to provide for such course of study and present students undergoing such course of study for the examination for the award of such qualification.* These are the institutions established or maintained by or admitted to the privileges of the University.

Colleges can be of two types:

- (i) University/ Constituent College - A college maintained by the University
- (ii) Affiliated College

Some colleges are given **Autonomous Status**. UGC has introduced a scheme of Autonomous colleges keeping in view the objectives of the National Education Policy (1986-92).

All Colleges under Section 2(f) & 12(b) of the UGC Act are eligible under the Scheme.

Criteria for identification of institutions for grant of autonomy are as follows:

- a. Academic reputation and previous performance in university examinations and its academic/co-curricular/extension activities in the past.
- b. Academic/extension achievements of the faculty.
- c. Quality and merit in the selection of students and teachers, subject to statutory requirements in this regard.
- d. Adequacy of infrastructure, *for example, library, equipment, accommodation for academic activities, etc.*
- e. Quality of institutional management.

- f. Financial resources provided by the management/state government for the development of the institution.
- g. Responsiveness of administrative structure.
- h. Motivation and involvement of faculty in the promotion of innovative reforms.

The Parent University awards degrees to the students, evaluated and recommended by colleges. Autonomous colleges that have completed three year terms can confer the degree under their title with the seal of the university.

**2.2 Institutions Recognised by the University:** These are the institutions attached with the University for the purpose of awarding degree in respect of programmes being run in these institutions. *e.g. Army Cadet College Wing, Indian Military Academy, Dehradun is not affiliated with any University but the degree in respect of Programmes run in the institute are awarded by Jawaharlal Nehru University.*

**2.3 Off-Campus Centre/ PG Centre -** A centre of the University established by it, outside the main campus (within or outside the state) operated and maintained as its constituent unit, having the University's compliment of facilities, faculty and staff. Teaching departments of the University, where Post Graduation level courses are offered should not be treated as PG Centre.

**2.4 Off-shore Campus -** A campus of the Private University or Deemed to be University established by it outside the country, operated and maintained as its constituent unit, having the University's compliment of facilities, faculty and staff.

**2.5 Regional Centre -** A centre established and maintained or recognized by the University for the purpose of the coordination of the functioning of the Study Centres in the region, advising, counseling or for rendering any other assistance required by the students used in the context of regular/ distance education.

**2.6 Study Centre -** A centre established and maintained or recognized by the university for the purpose of advising, counseling or for rendering any other assistance required by the students.

**Evening College -** The College in which education is imparted in the evening. It may be noted that in a few colleges, using the same infrastructure, education is imparted in two sessions-morning or day and evening. Generally, for all practical purposes these are treated as two colleges.



### (3) Stand alone Institutions not affiliated/recognised with University

There are several institutions which are outside the purview of the University & College. These Institutions generally run Diploma/PG Diploma level programmes for which they require recognition from one or other Statutory Bodies. **For the purpose of this survey, such Institutions will be referred as Stand-alone Institutions.** Such Institutions mainly fall under the following categories:

- Indian Institute of Management (IIM) awarding mainly PG Diploma in Management of two years duration whose entry qualification is Graduate.
- Diploma awarding Institutions under the control of All India Council for Technical Education (AICTE) e.g. *Lal Bahadur Shastri Management Institute awarding PG diplomas in Management of two years duration whose entry qualification is Graduate.*
- Diploma awarding Institutions under the control of Indian Nursing Council (INC).
- Government or Government recognised Institutions to conduct Teachers Training courses whose entry qualification is 10+2 e.g. *District Institute of Educational and Training (DIET) or similar institutes.*
- Polytechnics.
- Company Secretary, Chartered Accountancy, Actuarial Science etc.

**Institution for Women:** An Institution which enrolls only female students in all its programmes is categorised as **Institution for Women**. Such institutes may or may not have male teaching and non-teaching staff.

## II. FACULTY, DEPARTMENT AND PROGRAMME

**Faculty** - A Faculty of Studies of the University.

**Department** - A Department of Studies and includes a Centre of Studies.

For the purpose of survey, the **School** will be treated similar to Faculty and Centre will be treated similar to the Department.

**Programme** - It is a course of study for which Degree or Certificate is awarded by the Institution. A Programme of study is the approved curriculum followed by an individual student such as B.A, M.A, MBA etc.

### Levels of Programmes:

1. **Under-Graduate** - Programme after 10+2 and generally having the duration of 3/4/5 years, in General or Professional courses.
2. **Post-Graduate** - Programme after Graduation and generally having the duration of 2/3 years in General/Professional courses.
3. **M.Phil.** - Programme after Post-Graduation and generally having the duration of 1/2 years and is a pre-research course.
4. **Ph.D.** - Programme after M.Phil. or Post-Graduation and generally having the duration of 2/3/4/5 years.
5. **Post Graduate Diploma** - Programme generally after 10+2 or after Graduation in General and Professional courses and having duration of 1/2/3 years.
6. **Diploma** - Programme generally after 10+2 or after Graduation in General and Professional courses and having duration of 1/2/3 years.
7. **Certificate** - It is a Programme similar to Diploma, but is awarded a Certificate by the Institution.
8. **Integrated/Dual Degree** - It is a Programme leading to Post-Graduate Degree and/or Research Degree. Generally it is a combination of two degree programmes e.g. M.Tech Ph.D, B.A. LLB, M.Sc. Ph.D, B.Tech M.Tech etc.

**Discipline** - An academic discipline or field of study is a branch of knowledge that is taught and researched at the Institution. There are large numbers of disciplines, which are taught in various Institutions and their nomenclature varies from Institution to Institution.

*For example in case of M.A. in Geography, M.A. is a Programme and Geography is a discipline.*

### III. MODE OF HIGHER EDUCATION

**Regular Mode i.e. Formal system of Higher Education** - Education provided in the system of Colleges, Universities and other formal educational institutions where the students getting education in a classroom in direct contact with the teachers and also make use of other infrastructure facilities like laboratories, library etc. to enhance its learning capacity.

**Self-Financing Courses in Regular Mode** -Government-aided Universities/Colleges/ Institutions conducting certain career oriented courses without the financial support of

the Government. The recurring expenditure to run these courses is being met by students' fees etc.

**Distance/Correspondence Mode i.e. Non-Formal system of Higher Education** - The system of imparting education through broadcasting, telecasting, internet, correspondence courses, seminars, contact programmes or the combination of any two or more such means of communication.

#### IV. MANAGEMENT OF UNIVERSITY/COLLEGE/INSTITUTION

**Central Government** - Universities/Colleges/Institutions which are maintained by Central Government whether directly or indirectly e.g. *University of Delhi is a Central University. Dyal Singh College is a University College of University of Delhi which is getting maintenance grant from UGC.*

**State Government** - Universities/Colleges/Institutions which are maintained by State Government whether directly or indirectly e.g. *Choudhry Charan Singh University, Meerut is a State University getting maintenance grant from Uttar Pradesh Government.*

**Local Body** - Colleges/Institutions which are managed by the local body such as Panchayats (as defined in Art 243 read with 243 B of the Constitution), Municipalities (as defined in Article 243 P read with 243 Q of the Constitution), Cantonment Boards, Town Area Committees and any other bodies of the local self government constituted under a law. e.g. *Firoz Gandhi College & C.P.Verma College, Patna affiliated to Magadh University.*

**Private Aided** - Institutions, which are managed by an Individual, Trust, Society or Other Private Organization and receive regular maintenance grants from Government or Local Body. e.g. *Hindu College, Delhi affiliated to University of Delhi.*

**Private Un-aided** - Institutions, which are managed by an Individual, Trust, Society or Other Private Organization, which is either not receiving any grant or in receipt of one-time ad-hoc grant for a specific purpose like building construction, strengthening of library or laboratory, one-time subsidy towards teacher salary etc., but not receiving regular maintenance grant. e.g. *Chanchalben Mafatlal Patel College of Nursing, Ahemadabad.*

## V. STUDENT

**Student** means a student of the Institution and includes any person who has enrolled himself/ herself for pursuing any programme of study conducted by the Institution.

**Foreign Students** mean those students who are citizens of a country other than India.

**Students' intake** is annual permitted strength for a particular programme of study which means the number of seats in a programme.

**Students' enrolment** is total students on roll in a Programme as on 30<sup>th</sup> September of the academic year, as explained below through an example:

Programme: MCA Duration: 3 years

| <u>Year</u>                   | <u>Students enrolled</u> |
|-------------------------------|--------------------------|
| 1 <sup>st</sup> Year          | 30                       |
| 2 <sup>nd</sup> year          | 29                       |
| <u>3<sup>rd</sup> year</u>    | <u>28</u>                |
| <b><u>Total Enrolment</u></b> | <b><u>87</u></b>         |

## VI. TEACHING STAFF

Teacher is defined as a faculty/staff assigned the professional activities of instructing pupils, providing knowledge and giving guidance in the subject area of studies in self contained classes or courses or in class room situations. Generally the designation of teaching staff are Vice-Chancellor, Director, Pro-Vice-Chancellor, Principal, Professor & Equivalent, Associate Professor, Additional Professor, Reader, Lecturer (Selection Grade), Assistant Professor, Lecturer (Senior Scale), Lecturer, Tutor, Demonstrator, Part-Time Teacher, Ad hoc Teacher, Temporary Teacher, Contract Teacher, Visiting Teacher.

**Sanctioned strength of Teaching Staff** means the number of posts sanctioned designation-wise for Professor, Associate Professor and Assistant Professor etc.

**Existing strength (Teachers in position)** means the number of teachers currently in position against each post working in the University/Department on the date of reference.

**Career Advancement Scheme (CAS)** is a scheme of UGC to promote Teachers from a few selected stages to higher stages.

**Grade Pay** - Grade Pay is a fixed amount attached to each post in the hierarchy. Grade pay determines the status of a post.

## VII. NON-TEACHING STAFF

**Non-teaching staff** are staff other than Teaching staff engaged in Administrative, Secretarial, Laboratory, Library work etc. of the University/ Institution/ College in different level Groups i.e. Group A, Group B, Group C and Group D as defined by Department of Personnel & Training.

## VIII. RESERVATION

**Person with Disability (PWD):** A person suffering from a disability as defined in the "Persons with Disabilities (Equal Opportunities, Protection of Right and Full Participation) Act, 1995". As per Section 2 of this Act:

"Person with disability" (PWD) means a person suffering from not less than forty per cent of any of the following disabilities as certified by a medical authority;

- i. Blindness;
- ii. Low vision;
- iii. Leprosy-cured;
- iv. Hearing impairment;
- v. Locomotors disability;
- vi. Mental retardation;
- vii. Mental illness;

**Other Backward Classes** means the class or classes of citizens who are socially and educationally backward, and are so determined by the Central/ State Government.

**Scheduled Castes** means the Scheduled Castes notified under article 341 of the Constitutions.

**Scheduled Tribes** means the Scheduled Tribes notified under article 342 of the Constitution.

**Religious Minority:** Five religious communities, viz; Muslims, Christians, Sikhs, Buddhists and Zorastrians (Parsis) have been notified as minority communities by the Union Government.

## IX. EXAMINATION RESULTS

**Out-Turn** means number of final year students of a particular programme, who have successfully completed the programme i.e number of students who have passed the final year examination of the programme.

## X. REFERENCE PERIOD

**Academic Year** - The academic year is the period, during which one year or two semesters or three trimester of a Programme is completed.

**Financial Year** - The financial year is the period from 1<sup>st</sup> April of the Year to 31<sup>st</sup> March of the next year.

**Reference Date** - 30<sup>th</sup> September of the Academic year is taken as the reference date for filling up all the Blocks of DCF, except the block on Examination Results and Financial Information. Generally all the admissions in various courses in a University, College & Stand-alone Institution are completed before 30<sup>th</sup> September. Reference period for financial data is Financial Year and for examination result is Academic Year.

**Examination Year** - It is the academic year prior to the reference date, for which Examination Results are declared. Examination results include the final and supplementary examination conducted during that year. In case of Ph.D., the out-turn is the number of students, who are awarded degree during two convocations falling prior to the reference date.

## List of Officers Involved in All India Survey on Higher Education 2015-16

### Ministry of Human Resource Development

1. Shri R.Subrahmanyam AS(T)
2. Shri B.N.Tiwari, Deputy Director General
3. Shri Sanjay, Director
4. Shri Manoj Kumar Verma, Deputy Director
5. Shri Krishna Kumar Tiwari, Deputy Director
6. Ms. VandanaGautam, Assistant Director
7. Dr. Archana Shukla, Assistant Director
8. Shri K.K.Meena, SSO
9. Smt. Chander Tara Das, SSO
10. Shri Dalip Singh, SSO
11. Shri Jitender Kumar, SSO
12. Ms. JayashreeDey, JSO
13. Shri HariramMeena, JSO
14. Shri Ravi Prakash Gautam, JSO

### National Informatics Center

1. Shri Anshul Agarwal, Senior Technical Director
2. Shri Lal Chand, Technical Director
3. Shri Bhanu Prakash, Scientific Officer
4. Ms. Sandhya Rani RS, Scientific Officer

### State Level Officers

|                   |   |               |  |
|-------------------|---|---------------|--|
| Andhra Pradesh    | Prof. P. Narasimha Rao<br>Director Andhra Pradesh<br>Registrar<br>Shri DamodarIngley              | Mizoram       | Shri Jamal Hussain<br>Shri Mal Sawm Thangi   |
| Arunachal Pradesh | Shri Vishwa Nath Sharma<br>Shri Niranjana Kumar Chourasia   | Nagaland      | Shri Rokono<br>Shri UnotoKinimi<br>Shri Daniel Thong   |
| Assam             | Shri PhanindraJidung<br>Ms. Niva Doley<br>Ms. Kumkum Sinha  | Odisha        | Dr.Rashmi Mishra<br>Shri Sangram KeshariMishra<br>Ms. LaxmimaneTudu<br>Shri IndramaniTripathy            |
| Bihar             | Shri Veda Nand Mishra<br>Ms. Kumari Anima<br>Ms. MunmunMishra<br>Shri Syed AbdulMoin              | Punjab        | Dr.Gurdarshan Singh Brar<br>Shri Moninder Singh<br>Shri Manoj Kumar<br>Ms. Surjeet Kaur                  |
| Chhattisgarh      | Shri Samarendre Singh<br>Ms. Pratima Trivedi<br>Ms. Santosh Kumar Tamboli                         | Rajasthan     | Dr. Pankaj Mathur<br>Shri Dinesh Bohra<br>Rajasthan NursingCouncil<br>Ms. Vinita Bohara                  |
| Goa               | Ms. Deepti Pradeep Kankonkar<br>Shri Richard Cabral   | Sikkim        | Director Higher Education  |
| Gujarat           | Prof. R. K. Shah<br>Shri Balbhadrasinh AjitsinhGohil<br>Shri Nimesh SPatel<br>Shri Akhil D Thakar | Tamil Nadu    | Shri P M Kavimani<br>Dr. S Ani Grace Kalaimathi<br>Shri V Balamurugan<br>Director of Technical Education |
| Haryana           | Shri Arun Joshi<br>Shri UmeshSaroj<br>Shri Ashok Kumar Yadav                                      | Tripura       | Shri Rajesh Bhattacharjee  |
| Himachal Pradesh  | Shri DinkarBurathoki  | Uttar Pradesh | Shri Alok Srivastava   |

|                 |  |                                 |   |
|-----------------|--|---------------------------------|---|
|                 | Shri Pawan KumarGaur<br>Prof.MeeraWalia  |                                 | Shri Om Prakash Verma<br>Ms. Nimit Sharma<br>Dr. IstioqAhmad  |
| Jammu & Kashmir | Shri Tariq Zargar<br>Shri Rakesh Gandotra  | Uttarakhand                     | Shri ChandraDattSuntha<br>Shri SunilKumar<br>Uttarakhand State Nursing Council<br>Shri Bharat Pal Rawat |
| Jharkhand       | Shri ShambhuDayal Singh  | West Bengal                     | Shri Tushar KantiGhara<br>Ms. BarnaliMukherjee  |
| Karnataka       | Shri BhagyavanaMudigoudra<br>Ms. C.N. Sumithra<br>Shri KallinathMadhavanavar<br>Shri D.H. Jagdeesh | Andaman &<br>Nicobar<br>Islands | Ms. Josephine Reni Little<br>FlowerPrincipal  |
| Kerala          | Shri Suresh VasudevaKurup<br>Ms. Letha J<br>Ms. Valsa K Panicker<br>Ms. C Bindu                    | Chandigarh                      | Ms. Manjit Kaur   |
| Madhya Pradesh  | Shri Amiya Pahare<br>Ms. Angoori Singh   | Daman & Diu                     | Shri Kirtikumar LaljibhaiPatel<br>Shri LalitSolonki   |
| Maharashtra     | DHEPUNE<br>SystemAnalyst DTE<br>Shri Maruti KashinathThite   | Delhi                           | Shri Ashok Kumar<br>Dr.Shailesh Kumar Trivedi<br>Ms. SnehLataManocha<br>Ms. SnehManocha                 |
| Meghalaya       | Shri ChinmayGotmare<br>Shri B N Lamare<br>Registrar Nursing Council<br>Shri Chibait Lhuid          | Lakshadweep                     | Shri Suresh VasudevaKurup   |
| Manipur         | Shri Oliver Monsang<br>Shri Khulem Ashok KumarSingh  | Puducherry                      | Shri Vaittianadanes S<br>Ms. Josephine Reni Little Flower   |
| Telangana       | Shri Yada Reddy K<br>Registrar<br>Dr. M. Sharada<br>Director SCERT Telangana                       |                                 |   |



### University Nodal Officers Involved in coordinating with Colleges

| State             | Name of the University   | University Nodal Officer           |
|-------------------|--|------------------------------------|
| Andhra Pradesh    | Acharya Nagarjuna University, Guntur (Id: U-0003)                          | Prof. M Koteswara Rao              |
|                   | Adikavi Nannaya University, Rajahmundry, East Godawari (Id: U-0005)        | Suresh Varma Penumathsa            |
|                   | Andhra University, Visakhapatnam (Id: U-0006)                              | Prof. B. Muniswamy                 |
|                   | Dr Y S R Horticulture University (Id: U-0001)                              | Dr.Y.S.R. Horticultural University |
|                   | Dr. N.T.R. University of Health Sciences, Vijaywada (Id: U-0008)           | Registrar                          |
|                   | Dr.B.R.Ambedkar University, Etcherla (Id: U-0009)                          | Prof. G.Tulasi Rao                 |
|                   | Jawaharlal Nehru Technological University, Anantapur (Id: U-0016)          | Dr. V. Sumalatha                   |
|                   | Jawaharlal Nehru Technological University, Kakinada (Id: U-0015)           | K.Anantha Lakshmi                  |
|                   | Krishna University, Machhlipattanam (Id: U-0021)                           | Dr.Ch.Jayasankara Prasad           |
|                   | Rayalaseema, University Kurnool (Id: U-0031)                               | Sangaraju Verma                    |
|                   | Sri Krishnadevaraya University, Anantapur (Id: U-0033)                     | Ramesh Babu Eramasi                |
|                   | Sri Venkateswara University, Tirupathy (Id: U-0037)                        | Sreedharamalle Sreenadh            |
|                   | Sri Venkateswara Veterinary University, Tirupathi (Id: U-0039)             | Arunachalam Ravi                   |
|                   | Vikram Simhapuri University, Nellore (Id: U-0044)                          | Narasimha Kedari                   |
|                   | Yogi Vemana University, Kadapa (Id: U-0045)                                | Jayaraju Nadimikeri                |
| Arunachal Pradesh | Rajiv Gandhi University, Itanagar (Id: U-0047)                             | Sushanta Nayak                     |
| Assam             | Assam Agricultural University, Jorhat (Id: U-0048)                         | Anup Das                           |
|                   | Assam Science And Technology University (Id: U-0673)                       | Nripen Das                         |
|                   | Assam University, Silchar (Id: U-0050)                                     | Asoke Sen                          |
|                   | Dibrugarh University, Dibrugarh (Id: U-0051)                               | Ashim Borkatoky                    |
|                   | Gauhati University, Guwahati (Id: U-0052)                                  | Jnanendra Mahanta                  |
|                   | Srimanta Sankaradeva University of Health Sciences, Guwahati (Id: U-0669)  | Dr. Bordhan                        |
| Bihar             | Aryabhata Knowledge University, Patna (Id: U-0057)                         | Dr. Kumari Anjana                  |
|                   | Babasaheb Bhimrao Ambedkar Bihar University, Muzaffarpur (Id: U-0058)      | Kalyan Jha                         |
|                   | Bhupendra Narayan Mandal University, Madhepura (Id: U-0059)                | Dr Ashok Singh                     |
|                   | Bihar Agriculture University, Sabour (Id: U-0060)                          | Subrat Keshori Behera              |
|                   | Jai Prakash Vishwavidyalaya, Chapra (Id: U-0066)                           | Rabindra Singh                     |
|                   | Kameshwar Singh Darbhanga Sanskrit Vishwavidyalaya, Darbhanga (Id: U-0067) | Narottam Mishra                    |
|                   | Lalit Narayan Mithila University, Darbhanga (Id: U-0068)                   | Dr. Nawin Agrawal                  |
|                   | Magadh University, Bodh Gaya (Id: U-0069)                                  | Veerendra                          |
|                   | Maulana Mazharul Haque Arabic & Persian University, Patna (Id: U-0070)     | Syed Raza                          |
|                   | Patna University, Patna (Id: U-0074)                                       | Anchala Kumari                     |
|                   | Rajendra Agricultural University, Samastipur (Id: U-0075)                  | Dr.Mahesh Kumar                    |
|                   | T.M. Bhagalpur University, Bhagalpur (Id: U-0076)                          | Dr.Equbal Ahmad                    |
|                   | Veer Kunwar Singh University, Arrah (Id: U-0077)                           | Samir Verma                        |
| Chandigarh        | Panjab University, Chandigarh (Id: U-0078)                                 | Guldeep Singh                      |

### University Nodal Officers Involved in coordinating with Colleges

| State                                      | Name of the University  | University Nodal Officer |
|--|---|--------------------------|
| Chhatisgarh                                | Ayush And Health Science University of Chattisgarh, Raipur (Id: U-0081)           | Arun Chande              |
|  | Bastar Vishwavidyalaya, Bastar (Id: U-0082)                                       | Vinod Soni               |
|  | Bilaspur Vishwavidyalaya (Id: U-0636)   | Jeetendra Kumar          |
|  | Chhattisgarh Kamdhenu Vishwavidyalaya (Id: U-0634)                                | Manoj Gendley            |
|  | Chhattisgarh Swami Vivekanand Technical University, Bhilai (Id: U-0083)           | Devendra Sirsant         |
|  | Indira Gandhi Krishi Vishwavidyalaya, Raipur (Id: U-0087)                         | Dr. M. L. Lakhera        |
|  | Indira Kala Sangit Vishwavidyalaya, Khairagarh (Id: U-0088)                       | Prabodh Gupta            |
|  | Kushabhau Thakre Patrakarita Avam Jansanchar Vishwavidyalaya, Raipur (Id: U-0089) | Dr. Rajendra Mohanty     |
|  | Pt. Ravishankar Shukla University, Raipur (Id: U-0093)                            | Prof. Vyas Dubey         |
| Sarguja University, Ambikapur (Id: U-0095) | Anand Kumar   |                          |
| Delhi                                      | Delhi Technological University (Id: U-0098)                                       | Sushil Khanna            |
|  | Guru Gobind Singh Indraprastha University (Id: U-0099)                            | Prof. Raj Mittal         |
|  | University of Delhi (Id: U-0120)  | Pushpa Kumari            |
| Goa  | Goa University, Goa (Id: U-0121)  | Jyoti Pawar              |
| Gujarat                                    | Anand Agricultural University, Anand (Id: U-0123)                                 | Dr Vijay Darji           |
|  | Bhakta Kavi Narsinh Mehta University (Id: U-0783)                                 | Prof.R.K.Shah            |
|  | Gujarat Ayurveda University, Jamnagar (Id: U-0133)                                | A Chavda                 |
|  | Gujarat Technological University, Ahmedabd (Id: U-0135)                           | Shobhanarani Sengunthar  |
|  | Gujarat University, Ahmedabad (Id: U-0136)  | Dr. Himanshu Patel       |
|  | Hemchandracharya North Gujart University, Patan (Id: U-0138)                      | Dr. Dharmendrabhai Patel |
|  | Junagadh Agricultural University (Id: U-0140)                                     | Narbheram Rankja         |
|  | Kamdheni University, Gandhinagar (Id: U-0706)                                     | Mr.Victor Macwan         |
|  | Krantiguru Shyamji Krishna Verma Kachchh University, Kachchh (Id: U-0142)         | Chirag Patel             |
|  | Maharaja Krishnakumarsinhji Bhavnagar University (Id: U-0124)                     | Jaydeep Badiyani         |
|  | Maharaja Sayajirao University of Baroda, Vadodara (Id: U-0143)                    | Dhananjay Vakaskar       |
|  | Navsari Agricultural University (Id: U-0145)                                      | Dr. Bhaskarkumar Bhatt   |
|  | Sardar Patel University, Vallabh Vidyanagar (Id: U-0148)                          | Dinesh Karia             |
|  | Sardarkrushinagar Dantiwada Agricultural University, Banaskantha                  | Dr. Prajapati            |
|  | Saurashtra University, Rajkot (Id: U-0151)  | Aarti Oza                |
|  | Shree Somnath Sanskrit University, Junagarh (Id: U-0152)                          | Dr. Kartik Pandya        |
|  | Shri Govind Guru University (Id: U-0782)  | R.K.Shah                 |
|  | Swarnim Gujarat Sports University (Id: U-0670)                                    | Dr. Kamal Modh           |
|  | Veer Narmad South Gujarat University, Surat (Id: U-0153)                          | Hitesh Vaghela           |
| Haryana                                    | Bhagat Phool Singh Mahila University, Khanpur Kalan, Sonipat (Id: U-0157)         | Manju Saroha             |
|  | Ch. Devi Lal University, Sirsa (Id: U-0160)                                       | R.C. Moury               |
|  | Chaudhary Charan Singh Haryana Agricultural University, Hisar (Id: U-0159)        | Aparna                   |

### University Nodal Officers Involved in coordinating with Colleges

| State             | Name of the University   | University Nodal Officer        |
|-------------------|--|---------------------------------|
| Haryana           | Deenbandhu Chhotu Ram University of Science & Technology, Murthal(Sonepat) (Id: U-0161)          | Kanwal Malhotra                 |
|                   | Guru Jambheshwar University of Science And Technology, Hissar (Id: U-0162)                       | Mukesh Arora                    |
|                   | Kurukshetra University, Kurukshetra (Id: U-0164)   | Sunil Dhingra                   |
|                   | Lala Lajpat Rai University of Veterinary And Animal Sciences (Id: U-0165)                        | Sudhi Garg                      |
|                   | Maharshi Dayanand University, Rohtak (Id: U-0167)  | Dr Sumeet Gill                  |
|                   | Pt. Bhagwat Dayal Sharma University of Health Sciences (Id: U-0174)                              | Parveen Kumar                   |
|                   | State University of Performing And Visual Arts (Id: U-0751)                                      | Devender Rathee                 |
| Himachal Pradesh  | Dr. Y.S. Parmar University of Horticulture And Forestry, Solan (Id: U-0181)                      | Ravi Walia                      |
|                   | Himachal Pradesh Technical University, Hamirpur (Id: U-0598)                                     | Hp Technical University         |
|                   | Himachal Pradesh University , Shimla (Id: U-0183)  | Professor Joginder Dhiman       |
| Jammu And Kashmir | Sher-E-Kashmir University of Agricultural Science & Technology of Kashmir, Srinagar (Id: U-0200) | Fayaz Ahmad Khan                |
|                   | Shri Mata Vaishno Devi University, Jammu (Id: U-0201)  | Ajay Khajuria                   |
|                   | University of Jammu, Jammu Tawi (Id: U-0195)   | Ginny Dogra                     |
|                   | University of Kashmir, Srinagar (Id: U-0196)   | Wasim                           |
| Jharkhand         | Kolhan University, West Singhbhum (Id: U-0206)   | Sunit Kumar                     |
|                   | Nilamber-Pitamber University, Palamu (Id: U-0208)  | Dr. Ram                         |
|                   | Ranchi University, Ranchi (Id: U-0209)   | Pradip Singh                    |
|                   | Sido Kanhu Murmu University, Dumka (Id: U-0210)  | Sujit Soren                     |
|                   | Vinoba Bhave University, Hazaribagh (Id: U-0212)   | Ajay Sharma                     |
| Karnataka         | Bangalore University, Bangalore (Id: U-0215)   | Dr.P.V.Pandit                   |
|                   | Davangere University, Davangere (Id: U-0218)   | Kavalar Rangappa                |
|                   | Gulbarga University, Gulbarga (Id: U-0219)   | Darley Pattathil                |
|                   | Kannada University, Hampi, Kamalapur (Id: U-0226)  | Venkatesha A                    |
|                   | Karnataka Sanskrit University (Id: U-0625)   | Mr. Paritosh Das                |
|                   | Karnataka State Law University, Hubli (Id: U-0227)   | Ratna Bhramagoudar              |
|                   | Karnataka State Women University, Bijapur (Id: U-0229)   | Aziz Makandar                   |
|                   | Karnataka University, Dharwad (Id: U-0230)   | Appanna Talawar                 |
|                   | Karnataka Veterinary, Animal & Fisheries Science University, Nandinagar (Id: U-0231)             | Vivek Kasaraliker               |
|                   | Kuvempu University, Shankaraghatta, Shimoga (Id: U-0232)   | Ravi                            |
|                   | Mangalore University, Mangalore (Id: U-0233)   | Prof. Ismail Beary              |
|                   | Mysore University, Mysore (Id: U-0235)   | Dr.K R Vasuki, Statistical Cell |
|                   | Rajiv Gandhi University of Health Sciences, Bangalore (Id: U-0240)                               | Bhagyalakshmi G L               |
|                   | Rani Channamma University, Belagavi (Id: U-0602)   | Mr. Mahantesh Kuri              |
|                   | Tumkur University, Tumkur (Id: U-0244)   | Rajendra H                      |
|                   | University of Agricultural Sciences, Dharwad (Id: U-0246)  | Yallappa Havaladar              |
|                   | University of Agricultural Sciences, Raichur (Id: U-0247)  | Vijaya Wali                     |
|                   | University of Horticultural Sciences, Bagalkot (Id: U-0245)                                      | Ashok Alur                      |
|                   | University of Agricultural And Horticultural Sciences, Shimoga (Id: U-0637)                      | Dr.Basavaraj Halingali          |
|                   | University of Agricultural Sciences, Bangalore (Id: U-0248)                                      | Dr. D.M.Gowda                   |
|                   | Vesveswaraiah Technological University, Belgaum (Id: U-0249)                                     | Vanishree Raghuvveer            |
|                   | Vijayanagara Sri Krishnadevaraya University, Bellary (Id: U-0603)                                | Prof. Jayanna                   |

### University Nodal Officers Involved in coordinating with Colleges

| State   | Name of the University  | University Nodal Officer  |                       |
|---|---|---|-----------------------|
| Kerala  | A P J Abdul Kalam Technological University (Id: U-0786)                                       | Dr Abdul Rahiman  |                       |
|   | Calicut University, Thenhipalem, Malapuram (Id: U-0251)                                       | Dr. Sebastian C. D.   |                       |
|   | Central University of Kerala, Kasaragod (Id: U-0252)  | Senthil Kumaran Periyasamy  |                       |
|   | Cochin University of Science & Technology, Kochi (Id: U-0253)                                 | Sunoj S.M   |                       |
|   | Kannur University, Kannur (Id: U-0256)  | Abdul Basheer K T   |                       |
|   | Kerala Agricultural University, Thrissur (Id: U-0257)   | T.E.George  |                       |
|   | Kerala University of Health And Allied Sciences (Id: U-0630)                                  | K Harilal   |                       |
|   | Kerala University, Thiruvananthapuram (Id: U-0260)  | Manoj Chacko  |                       |
|   | Mahatma Gandhi University, Kottayam (Id: U-0262)  | Santhosh Thampi   |                       |
| Madhya Pradesh  | Awadesh Pratap Singh University, Rewa (Id: U-0268)  | Dr. B. Bharati  |                       |
|   | Barkatullah University, Bhopal (Id: U-0269)   | Sanjay Gulati   |                       |
|   | Devi Ahilya Vishwavidyalaya, Indore (Id: U-0270)  | Vrinda Tokekar  |                       |
|   | Dr. Harisingh Gaur Vishwavidyalaya, Sagar (Id: U-0271)  | Pooranlal Sahu  |                       |
|   | Jawaharlal Nehru Krishi Vishwavidyalaya, Jabalpur (Id: U-0274)                                | Bharati Dass  |                       |
|   | Jiwaji University, Gwalior (Id: U-0276)   | D.D. Agarwal  |                       |
|   | Maharaja Chhatrasal Bundelkhand University (Id: U-0810)                                       | Dr. Rajiv Mishra  |                       |
|   | Maharishi Panini Sanskrit Vishwavidyalaya, Ujjain (Id: U-0281)                                | Rakesh Chouhan  |                       |
|   | Makhanlal Chaturvedi National University of Journalism And Communication, Bhopal (Id: U-0283) | Deependra Baghel  |                       |
|   | Raja Mansingh Tomar Music & Arts University, Gwalior (Id: U-0629)                             | Ashish Bhagoria   |                       |
|   | Rajiv Gandhi Prodyogiki Vishwavidyalaya, Bhopal (Id: U-0287)                                  | Pankaj Jain   |                       |
|   | Rajmata Vijayaraje Scindia Krishi Vishwa Vidyalaya, Gwalior (Id: U-0288)                      | Vijay Singh   |                       |
|   | Rani Durgavati Vishwavidyalaya, Jabalpur (Id: U-0289)   | Dr. M. Awasya   |                       |
|   | Vikram University, Ujjain (Id: U-0291)  | Dr Rajesh Tailor  |                       |
|   | Maharashtra   | Dr. Babasaheb Ambedkar Marathwada University, Aurangabad (Id: U-0298) | Prof. Vijay Dharurkar |
| Dr. Balasaheb Sawant Konkan Krishi Vidyaapeeth,(Former Konkan Krishi Vidvapeeth) Ratnagiri (Id: U-0300) |   | Dbskkv Dapoli   |                       |
| Dr. Punjarao Deshmukh Krishi Vidyapeeth, Akola (Id: U-0302)   |   | Ravindra Kumar Kolhe  |                       |
| Gondwana University, Gadchiroli (Id: U-0658)  |   | Pramod Borkar   |                       |
| Kavi Kulguru Kalidas Sanskrit Vishwavidyalaya, Ramtek (Id: U-0310)                                      |   | Mr.Rajesh Chakinarapuwar  |                       |
| Maharashtra Animal & Fishery Sciences University, Nagpur (Id: U-0312)                                   |   | Dr Pradney Taksande   |                       |
| Maharashtra University of Health Sciences, Nashik (Id: U-0313)  |   | Pravin Ghatekar   |                       |
| Mahatma Phule Krishi Vidyapeeth, Rahuri (Id: U-0315)  |   | B. Palvi  |                       |
| Marathwada Agricultural University, Parbhani (Id: U-0316)   |   | Prof. Ranjit Chavan   |                       |
| Mumbai University Mumbai (Id: U-0318)   |   | Rekha Vaskar  |                       |
| North Maharashtra University, Jalgaon (Id: U-0320)  |   | Dr. Ashok Mahajan   |                       |
| Rashtrasant Tukadoji Maharaj Nagpur University, Nagpur (Id: U-0332)                                     |   | Dr. Dharmesh Dhawankar  |                       |
| Sant Gadge Baba Amravati University, Amravati (Id: U-0324)  |   | Rajesh Singh  |                       |
| Savitribai Phule Pune University (Id: U-0323)   |   | Sanjay Dhole  |                       |
| Shivaji University, Kolhapur (Id: U-0325)   |   | Abhijeet Redekar  |                       |
| Smt. Nathibai Damodar Thackersey Women'S Univeristy, Mumbai (Id: U-0326)                                |   | Shantaram Badgujar  |                       |
| Solapur University, Solapur (Id: U-0327)  |   | Ashok Shinde  |                       |
| Swami Ramanand Teerth Marathwada University, Nanded (Id: U-0328)  |   | Ajay Darshankar   |                       |
| Manipur   |   | Central Agricultural University, Imphal (Id: U-0336)                  | Prabhat Srivastava    |
|   |   | Manipur University, Imphal (Id: U-0337)                               | Ngangkham Singh       |

### University Nodal Officers Involved in coordinating with Colleges

| State   | Name of the University   | University Nodal Officer |
|---|--|--------------------------|
| Meghalaya                                       | North Eastern Hill University, Shillong (Id: U-0341)                           | Catherine                |
| Mizoram   | Mizoram University, Aizwal (Id: U-0345)  | Jamal Hussain            |
| Nagaland  | Nagaland University (Id: U-0347)   | Dr. K. K. Upadhyay       |
| Odisha  | Berhampur University, Berhampur (Id: U-0350)                                   | Padmanava Samanta        |
|   | Biju Patnaik University of Technology, Rourkela (Id: U-0351)                   | Prof.(Dr.)Partha Sarkar  |
|   | Fakir Mohan University, Balasore (Id: U-0354)                                  | Dr. Ashanta Routray      |
|   | North Orissa University, Mayurbhanj (Id: U-0359)                               | Dr. Aditya Patra         |
|   | Orissa University of Agriculture & Technology, Bhubaneswar (Id: U-0360)        | Debasis Dash             |
|   | Sambalpur University, Sambalpur (Id: U-0362)                                   | Dr. Rathi Kumbhar        |
|   | Shri Jagannath Sanskrit Vishwavidyalaya, Puri (Id: U-0364)                     | Prof. Govind Chandra Kar |
|   | Utkal University of Culture, Bhubaneswar (Id: U-0365)                          | Suman Das                |
|   | Utkal University, Bhubaneswar (Id: U-0366)                                     | Alok Behere              |
| Puducherry                                      | Pondicherry Univeristy, Puducherry (Id: U-0369)                                | Tirupathi Rao Padi       |
| Punjab  | Baba Farid University of Health & Medical Sciences, Faridkot (Id: U-0371)      | Dr. Rajeev Manhas        |
|   | Guru Angad Dev Veterinary & Animal Sciences University, Ludhiana (Id: U-0375)  | Simrat Singh             |
|   | Guru Nanak Dev University, Amritsar (Id: U-0376)                               | Tarlok Banipal           |
|   | Guru Ravidas Ayurved University (Id: U-0660)                                   | Registrar                |
|   | I K Gujral Punjab Technical University, Jalandhar (Id: U-0382)                 | Punam Yadav              |
|   | Maharaja Ranjit Singh State Technical University (Id: U-0811)                  | Dr. Paramjeet Singh      |
|   | Punjabi University, Patiala (Id: U-0383)                                       | Gagan Kaur               |
| Rajasthan                                       | Agriculture University, Jodhpur (Id: U-0703)                                   | Dr. Virendra Jaitawat    |
|   | Dr Sarvepalli Radhakrishnan Rajasthan Ayurved University, Jodhpur (Id: U-0418) | Dr. Rakesh Sharma        |
|   | Jagadguru Ramanandacharya Rajasthan Sanskrit University, Jaipur (Id: U-0397)   | Kuldeep Tiwari           |
|   | Jai Narain Vyas University, Jodhpur (Id: U-0399)                               | Kailash Daga             |
|   | Kota University, Kota (Id: U-0387)   | Dr. N. L. Heda           |
|   | Maharaja Ganga Singh University, Bikaner (Id: U-0406)                          | Jyoti Lakhani            |
|   | Maharaja Surajmal Brij University (Id: U-0793)                                 | Sunil Gupta              |
|   | Maharana Pratap University of Agriculture & Technology, Udaipur (Id: U-0407)   | Sukhdeo Burark           |
|   | Maharishi Dayanand Saraswati University, Ajmer (Id: U-0408)                    | Ashwini Tiwari           |
|   | Mohan Lal Sukhadia University, Uaipur (Id: U-0413)                             | Anil Kothari             |
|   | Pandit Deendayal Upadhyaya Shekhawati University (Id: U-0785)                  | Dr. Shamsuddin Khan      |
|   | Raj Rishi Bhartrihari Matsya University (Id: U-0814)                           | Dr. V. K. Gupta          |
|   | Rajasthan Agricultural University, Bikaner (Id: U-0417)                        | Vipin Laddha             |
|   | Rajasthan Technical University, Kota (Id: U-0419)                              | Rajesh Singhal           |
|   | Rajasthan University of Health Sciences, Jaipur (Id: U-0420)                   | Shribhan Mudgal          |
|   | Rajasthan University of Veterinary And Animal Sciences, Bikaner (Id: U-0421)   | G Gahlot                 |
|   | Rajasthan University, Jaipur (Id: U-0422)                                      | K.V.R. Rao               |
| Skn Agriculture University, Jobner (Id: U-0705) | Sknau Rajasthan  |                          |

### University Nodal Officers Involved in coordinating with Colleges

| State   | Name of the University   | University Nodal Officer            |
|---|--|-------------------------------------|
| Sikkim  | Sikkim University, Gangtok (Id: U-0430)  | Kalpana Chettri                     |
| Tamil Nadu  | Alagappa University, Alagappa Nagar, Karaikudi (Id: U-0435)                      | Rajakumar                           |
|   | Anna University, Chennai (Id: U-0439)  | Registrar                           |
|   | Bharathiar University, Coimbatore (Id: U-0447)                                   | Saradha                             |
|   | Bharathidasan University, Tiruchirappalli (Id: U-0448)                           | M.Marudai                           |
|   | Indian Maritime University (Id: U-0457)  | Registrar                           |
|   | Madras University, Chennai (Id: U-0462)  | Dr K Kupuswamy                      |
|   | Madurai Kamraj University, Madurai (Id: U-0463)                                  | Registrar Registrar                 |
|   | Manonmaniam Sundaranar University, Tirunelveli (Id: U-0464)                      | Dr.P.Arumugam                       |
|   | Mother Teresa Women'S University, Kodaikanal (Id: U-0466)                        | Rethi Devi                          |
|   | Periyar University, Salem (Id: U-0470)   | Muthusamy                           |
|   | Tamil Nadu Dr. Ambedkar Law University, Chennai (Id: U-0480)                     | Ambedkar University                 |
|   | Tamil Nadu Dr. M.G.R. Medical University , Chennai (Id: U-0481)                  | M.Shanthi Senior U.G.C Co-Ordinator |
|   | Tamil Nadu Fisheries University (Id: U-0665)                                     | The Registrar                       |
|   | Tamil Nadu Teacher Education University, Chennai (Id: U-0483)                    | The Registrar                       |
|   | Tamilnadu Agricultural University, Coimbatore (Id: U-0485)                       | Karthikeyan Subburamu               |
|   | Tamilnadu Physical Education And Sports University, Chennai (Id: U-0486)         | Prem Kumar Selvaraj                 |
| Tamilnadu Veterinary & Animal Sciences University, Chennai (Id: U-0487) | Harikrishnan T J   |                                     |
| Thiruvalluvar Univeristy, Vellore (Id: U-0488)                          | Thangaraj  |                                     |
| Telangana   | Acharya Ng Ranga Agricultural University, Hyderabad (Id: U-0004)                 | Narayana                            |
|   | Jawaharlal Nehru Technological University, Hyderabad (Id: U-0017)                | K Naga Sujatha                      |
|   | Jawarharlal Nehru Architecture And Fine Art University Hyderabad (Id: U-0018)    | Marella Nagaraja                    |
|   | Kakatiya University, Warangal (Id: U-0019)                                       | L P Kumar                           |
|   | Mahatma Gandhi University, Nalgonda (Id: U-0022)                                 | Srinivasa Reddy Daida               |
|   | Maulana Azad National Urdu University, Hyderabad (Id: U-0023)                    | Abrar Ahmad                         |
|   | Osmania University, Hyderabad (Id: U-0027)                                       | Prof. U. Vijaya Bhaskara Reddy      |
|   | Palamuru University, Mahabubnagar (Id: U-0028)                                   | Dadireddy Reddy                     |
|   | Professor Jayashankar Telangana State Agricultural University (Id: U-0784)       | Sudheer Sagi                        |
|   | Satavahana University, Karimnagar (Id: U-0032)                                   | Humera Tasleem                      |
| Telangana University, Nizamabad (Id: U-0040)                            | Sampath Kumar Kanthala   |                                     |
| Tripura   | Tripura University, Agartala (Id: U-0495)  | Monmohan Reang                      |
| Uttar Pradesh   | Aligarh Muslim University, Aligarh (Id: U-0496)                                  | Anees Ahmad                         |
|   | Banaras Hindu University, Banaras (Id: U-0500)                                   | Prof. Umesh Singh                   |
|   | Bundelkhand University, Jhansi (Id: U-0502)                                      | Dr. Yashodhara Sharma               |
|   | Chandra Shekhar Azad University of Agriculture & Technology, Kanpur (Id: U-0504) | Hargyan Prakash                     |
|   | Chatrapati Sahuji Maharaj Kanpur University, Kanpur (Id: U-0505)                 | Dr. S.K. Dwivedi                    |

### University Nodal Officers Involved in coordinating with Colleges

| State  | Name of the University   | University Nodal Officer                   |
|--|--|--|
| Uttar Pradesh  | Choudhary Charan Singh University, Meerut (Id: U-0506)   | Shailendra Gaurav                          |
|  | Deen Dayal Upadhyay Gorakhpur University, Gorakhpur (Id: U-0508)                                     | Hem Bajpai                                 |
|  | Dr. B. R. Ambedkar University, Agra (Id: U-0509)   | Manoj                                      |
|  | Dr. Ram Manohar Lohia Awadh University, Faizabad (Id: U-0510)  | Naresh Chaudhary                           |
|  | Gautam Buddha University, Greater Noida, Gautam Budh Nagar (Id: U-0514)                              | Vineet Kumar                               |
|  | King George Medical University (Id: U-0523)  | Dr. Sandeep Bhattacharya                   |
|  | Lucknow University, Lucknow (Id: U-0524)   | Dr. Puneet Misra                           |
|  | Mahatma Jyotiba Phule Rohikhand University, Bareilly (Id: U-0525)                                    | Atul Sharma                                |
|  | Mahatma Gandhi Kashi Vidyapeeth, Varanasi (Id: U-0527)   | Prof. Singh                                |
|  | Narendra Deo University of Agriculture & Technology, Faizabad (Id: U-0531)                           | Sunil Kumar                                |
|  | Sampurnanand Sanskrit Vishwavidyalaya, Varanasi (Id: U-0537)   | Vineeta Singh                              |
|  | University of Allahabad, Allahabad (Id: U-0548)  | Azizur Siddiqui                            |
|  | Up Pandit Deen Dayal Upadhyaya Veterinary University & Gau-Anusandhan Sansthan, Mathura (Id: U-0534) | Pankaj Shukla                              |
|  | Uttar Pradesh Technical University, Lucknow (Id: U-0549)   | Dinesh Misra                               |
| Veer Bahadur Singh Purvanchal University, Jaunpur (Id: U-0550) | Saurabh Pal  |  |
| Uttarakhand  | G.B. Pant Universtiy of Agriculture And Technology, Pantnagar (Id: U-0554)                           | Manoj Kumar                                |
|  | Hemwati Nandan Bahuguna Garhwal Univeristy, Srinagar, Garhwal (Id: U-0557)                           | Akhilesh Pandey                            |
|  | Hemwati Nandan Bahuguna Medical Education University (Id: U-0819)                                    | Vijay Juyal                                |
|  | Kumaun University, Nainital (Id: U-0562)   | Yougal Joshi                               |
|  | Sri Dev Suman Uttarakhand University, Badshahithol, Tehri (Id: U-0717)                               | Sri Dev Suman Uttarakhand Vishwavidhvalaya |
|  | Uttarakhand University of Horticulture And Forestry, Bharsar (Id: U-0654)                            | Saurabh Rawat                              |
|  | Uttaranchal Sanskrit University, Hardwar (Id: U-0565)  | Sushil Upadhyay                            |
|  | Uttarakhand Technical University, Dehradun (Id: U-0566)  | Rohit Kanauzia                             |
| West Bengal  | Burdwan University, Burdwan (Id: U-0569)   | Sujit Choudhury                            |
|  | Calcutta University, Kolkata (Id: U-0570)  | Kanika Chatterjee                          |
|  | Cooch Behar Panchanan Barma University (Id: U-0787)  | Debkumar Mukherjee                         |
|  | Jadavpur University, Kolkata (Id: U-0575)  | Sanjay Sarkar                              |
|  | Kalyani University, Kalyani (Id: U-0576)   | Isita Lahiri                               |
|  | Kazi Nazrul University, Asansol (Id: U-0718)   | Dr. Parimalendu Bandyopadhyay              |
|  | Maulana Abul Kalam Azad University of Technology, West Bengal (Id: U-0592)                           | Dr. Md. Aftabuddin                         |
|  | North Bengal University, Darjeeling (Id: U-0579)   | Swapan Rakshit                             |
|  | Rabindra Bharati University, Kolkata (Id: U-0581)  | Amit Mukherjee                             |
|  | Sidho-Kanho Birsa University (Id: U-0583)  | Dr. Priyanath Haldar                       |
|  | The West Bengal University of Health Sciences, Kolkata (Id: U-0586)                                  | Syam Chakrabortti                          |
|  | The West Bengal University of Teachers Training, Education   | Pranab Chanda                              |
|  | University of Gour Banga, Malda (Id: U-0571)   | Dr. Rajib Patitundi                        |
|  | Vidya Sagar University, Midnapore (Id: U-0588)   | Madhumangal Pal                            |
| West Bengal State University, Kolkata (Id: U-0590)             | Dr. Rajat Pandit And Dr.   |  |

## State-wise List of Non-Responding Universities in 2015-16

| State   | Name of Non-Responding Universities  | University Type                       |
|---|--|---------------------------------------|
| Arunachal Pradesh                                     | Himalayan University, Itanagar (Id: U-0719)  | State Private University              |
|   | North East Frontier Technical University (Id: U-0777)                                      | State Private University              |
|   | Venkateshwara Open University (Id: U-0767)   | State Private Open University         |
| Assam   | Assam Rajiv Gandhi University of Cooperative Management (Id: U-0672)                       | State Public University               |
|   | Kumar Bhaskar Varma Sanskrit And Ancient Studies University (Id: U-0676)                   | State Public University               |
| Delhi   | All India Institute of Medical Sciences (Id: U-0096)                                       | Institute of National Importance      |
|   | South Asian University, New Delhi (Id: U-0118)   | Central University                    |
| Haryana   | Ansal University (Id: U-0667)  | State Private University              |
|   | Apeejay Stya University, Sohna (Id: U-0156)  | State Private University              |
|   | Bml Munjal University (Id: U-0735)   | State Private University              |
|   | G.D. Goenka University (Id: U-0720)  | State Private University              |
|   | Indian Institute of Information Technology, Sonipat (Id: U-0800)                           | Others                                |
| Jammu and Kashmir                                     | National Institute of Technology, Srinagar (Id: U-0197)                                    | Institute of National Importance      |
| Karnataka   | Indian Institute of Information Technology, Dharwad (Id: U-0726)                           | Others                                |
|   | Rai Technology University, Bangalore (Id: U-0726)  | State Private University              |
| Madhya Pradesh  | Techno Global University, Sirong (Id: U-0729)  | State Private University              |
| Manipur   | Central Agricultural University, Imphal (Id: U-0336)                                       | Central University                    |
| Meghalaya   | Cmi University, Shillong (Id: U-0338)  | State Private University              |
|   | Institute of Chartered Financial Analysts of India University, Meghalaya (Id: U-0343)      | State Private University              |
|   | Mahatma Gandhi University, Tura, West Garo Hills (Id: U-0339)                              | State Private University              |
|   | Techno Global University, Shillong (Id: U-0342)  | State Private University              |
| Punjab  | Dav University (Id: U-0776)  | State Private University              |
| Rajasthan   | Agriculture University, Kota (Id: U-0704)  | State Public University               |
|   | All India Institute of Medical Sciences, Jodhpur (Id: U-0689)                              | Institute of National Importance      |
|   | Indian Institute of Information Technology, Kota (Id: U-0799)                              | Others                                |
|   | Institute of Advanced Studies In Education, Churu (Id: U-0396)                             | Deemed University-Private             |
|   | Janardan Rai Nagar Rajasthan Vidyapeeth, Udaipur (Id: U-0402)                              | Deemed University-Private             |
|   | Jyoti Vidyapeeth Women'S University, Jaipur (Id: U-0404)                                   | State Private University              |
|   | Mewar University, Chittorgarh (Id: U-0411)   | State Private University              |
|   | Opis University, Churu (Id: U-0730)  | State Private University              |
|   | Shri Jagdish Prasad Jhabarmal Tibrewala University, Jhunjhunu (Id: U-0423)                 | State Private University              |
|   | Singhania University, Jhunjhunu (Id: U-0425)   | State Private University              |
|   | Skn Agriculture University, Jobner (Id: U-0705)  | State Public University               |
|   | Sun Rise University (Id: U-0791)   | State Private University              |
|   | Tantia University, Sri Ganganagar (Id: U-0709)   | State Private University              |
| University of Engineering And Management (Id: U-0756) | State Private University   |                                       |
| Sikkim  | Eastern Institute For Integrated Learning In Management University, Iorethang (Id: U-0429) | State Private University              |
| Tamil Nadu  | Indian Maritime University (Id: U-0457)  | Central University                    |
| Telangana   | Dr. B. R. Ambedkar Open University, Hyderabad (Id: U-0007)                                 | State Open University                 |
|   | Indian Institute of Technology, Hyderabad (Id: U-0013)                                     | Institute of National Importance      |
|   | Nizam Institute of Medical Sciences, Hyderabad (Id: U-0026)                                | Institute under State Legislature Act |
| Uttar Pradesh   | Banaras Hindu University, Banaras (Id: U-0500)   | Central University                    |
|   | Chandra Shekhar Azad University of Agriculture & Technology, Kanpur (Id: U-0504)           | State Public University               |
|   | Sanjay Gandhi Post Graduate Institute of Medical Sciences, Lucknow (Id: U-0538)            | Institute under State Legislature Act |
|   | U.P. Rajarshi Tandon Open University, Allahabad (Id: U-0546)                               | State Open University                 |



### Estimation Formula

Estimated enrolment at  $l^{\text{th}}$  Level for  $k^{\text{th}}$  Type of college in  $i^{\text{th}}$  State,

$$E_{ikl} = \sum_{j=1}^{u_i} \frac{N_{ijk}}{n_{ijk}} \sum_{c=1}^{n_{ijk}} e_{ijklc} \quad , i = 1, 2, \dots, 35$$

where,  $e_{ijklc}$  = Enrolment in  $c^{\text{th}}$  College at  $l^{\text{th}}$  Level in  $k^{\text{th}}$  Type in  $j^{\text{th}}$  University in  $i^{\text{th}}$  State,

$n_{ijk}$  = Number of responding colleges of  $k^{\text{th}}$  Type in  $j^{\text{th}}$  University in  $i^{\text{th}}$  State,

$N_{ijk}$  = Total number of colleges of  $k^{\text{th}}$  Type in  $j^{\text{th}}$  University in  $i^{\text{th}}$  State,

$u_i$  = number of University in  $i^{\text{th}}$  State,

$k = 1, 2, 3 \ \& \ 4$  ;     1, 2, 3 & 4 stands for Affiliated college, Constituent college, PG/Off-Campus Centre & Recognised Centre respectively,

For,  $k=2,3,4, n_{ijk} = N_{ijk}$

$l = 1, 2, \dots, 8$  ;     1, 2, 3, 4, 5, 6, 7 & 8 stands for Ph.D., M.Phil, Post Graduate, Under Graduate, PG Diploma, Diploma, Certificate & Integrated respectively.

Total Estimated enrolment at  $l^{\text{th}}$  Level

$$E_l = \sum_{i=1}^{35} \sum_{k=1}^4 E_{ikl}$$

Estimation to be made for those Levels, for which sufficient response has been received. Where, Coefficient of Variation is high and  $n_{ijk}$  is small, no estimation is proposed.

When response within University is less than 10%, ( $n_{ijk}/N_{ijk} < 0.10$ ), the following assumption is made:

$$\frac{1}{n_{ijk}} \sum_{c=1}^{n_{ijk}} e_{ijklc} = \frac{1}{\sum_{j=1}^{u_i} n_{ijk}} \sum_{j=1}^{u_i} \sum_{c=1}^{n_{ijk}} e_{ijklc}$$



सत्यमेव जयते

Government of India

**Ministry of Human Resource Development  
Department of Higher Education  
New Delhi  
2016**