

**DISTRICT STATISTICAL
HAND BOOK**

2016-2017

THOOTHUKUDI DISTRICT



***Thiru. N.VENKATESH, I.A.S.,
District Collector,
Thoothukudi.***



MESSAGE


I place on record my appreciation for bringing out this District Statistical Handbook 2016-2017, compiled by District Statistical Office of Thoothukudi District.

As a Compendium of essential statistics, pertaining to the District, this Handbook will be of great use to all the Government departments, Planners, Policy Makers, Research Scholars, etc.,

I wish this Handbook will be released every year.

Wishing you All the Best.

Date: 21.02.2018


***District Collector
Thoothukudi***

**Thiru.R.Julius Selvam, M.A.,
Deputy Director of Statistics,
Thoothukudi District.**

**Department of Economics
and Statistics**

PREFACE

The Publication of District Statistical Handbook 2016-2017 presents a dossier of different variants of Thoothukudi District. The Statistical tables highlight the trends in the development of various sectors of the Thoothukudi district.

*First and foremost, I wish to thank our respectable Principal Secretary/Commissioner **Dr. V. Irai Anbu, I.A.S.**, for giving me valuable technical guidance with constant encouragement to bring out this Statistical Handbook effectively.*

*I am thankful to our respected District Collector **Thiru. N. Venkatesh, I.A.S.**, for motivating me to publish this Hand Book with complete focus and attention.*


*I thank the Regional Joint Director of Statistics Tirunelveli **Thiru. E. Sinnamari, M.A., B.L.**, for his contribution in modification and simplification of tables and valuable guidance for enhancing quality of the publication.*

I also wish to express my gratitude to all the people and especially to, Assistant Director of Statistics Tmt. S. Kalaiselvi, Statistical Officer Thiru. V. Ramasamy, Statistical Officer Thiru. P.Nagarajan, Assistant Statistical Investigator Tmt. G. Krishnaveni and Data Co-ordinator Tmt. S. Ilavarasi, who have played a vital role and active participation, in the preparation of this Hand Book on time.

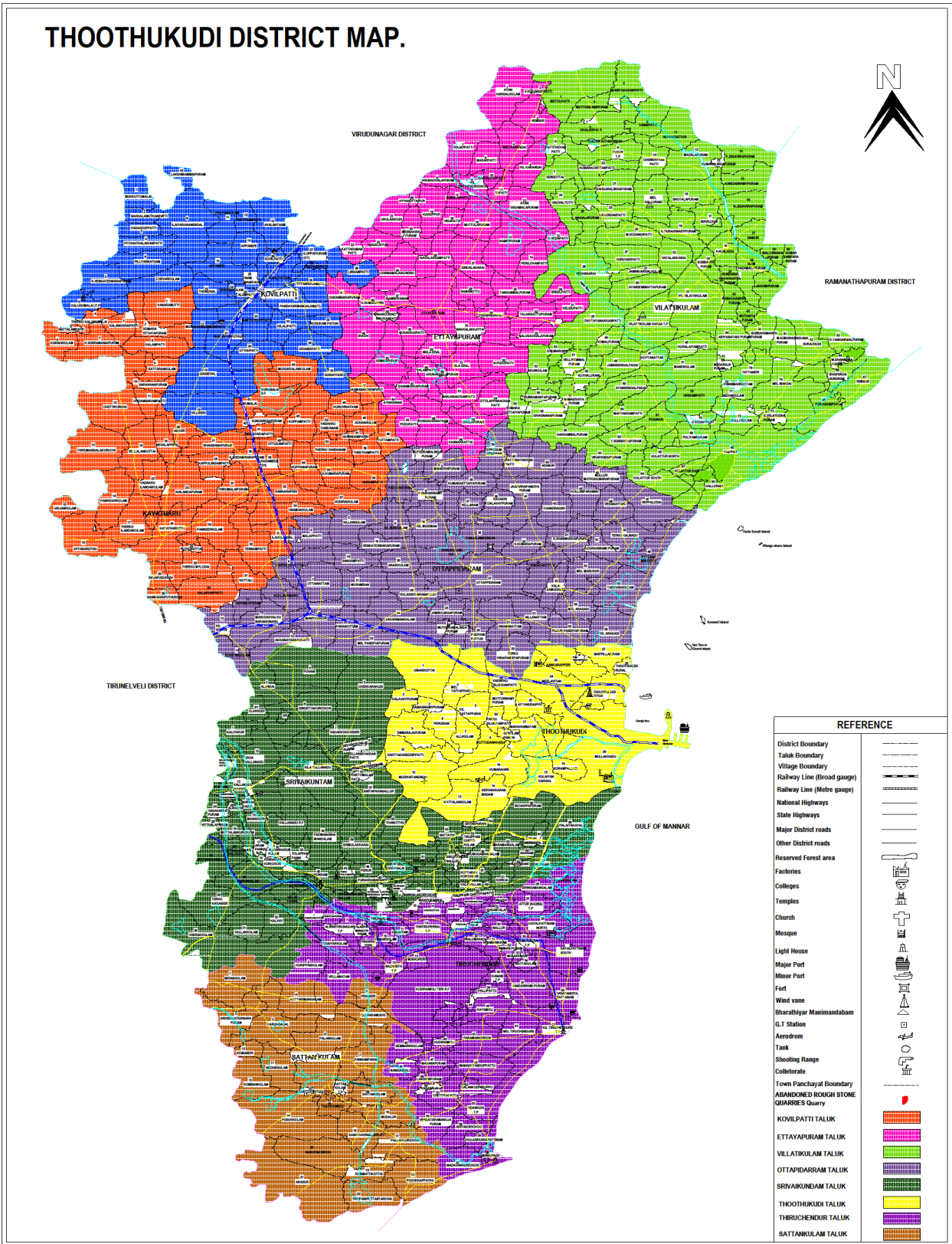
The co-operation extended by various Heads of the Central and State Government and Local Bodies of the district in furnishing the data in time is gratefully acknowledged.

Suggestions and points for improving this District Statistical Hand Book are most Welcome.

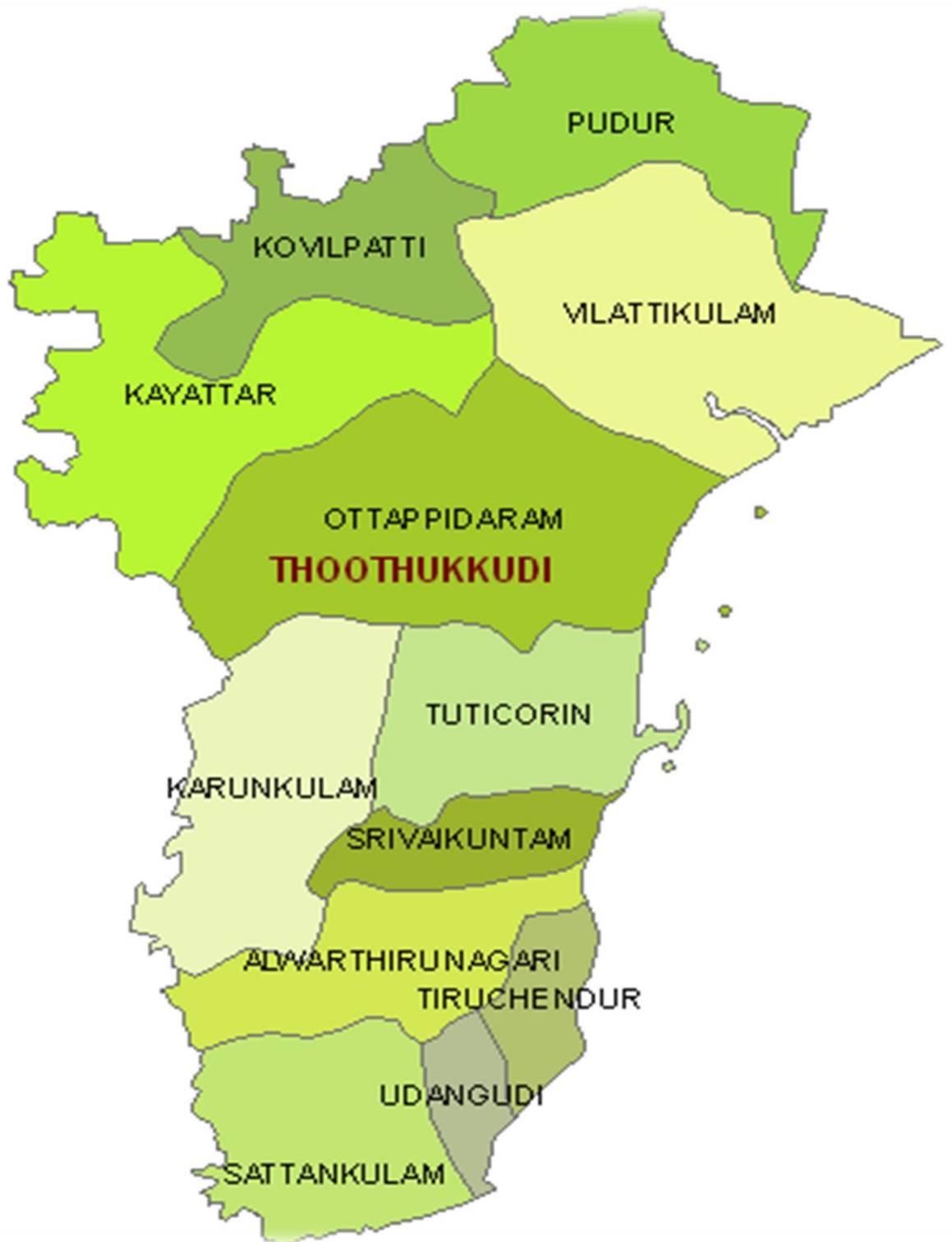
Date: 20 .02.2018


**Deputy Director of Statistics,
Thoothukudi District.**

Thoothukudi District Map



Thoothukudi District Block Map



BASIC PARTICULARS OF THOOTHUKUDI DISTRICT

Revenue Divisions

S.No.	Divisions	Taluks	Block
1	Thoothukudi	Thoothukudi	Thoothukudi
		Srivaikundam	Srivaikundam
			Karungulam
2	Tiruchendur	Tiruchendur	Tiruchendur Udangudi Alwarthirunageri (part)
		Sathankulam	Satankulam, Alwarthirunageri (part)
3	Kovilpatti	Kovilpatti,	Kovilpatti (part)
		Ettayapuram	Kovilpatti (part), Kayathar (part), Vilathikulam(part), Pudur (part),
		Vilathikulam,	Vilathikulam (part), Pudur(part),
		Ottapidaram	Ottapidaram(part), Kayathar(part),
		Kayathar	Kayathar(part), Ottapidaram(part),

Revenue Firkas : 41 (List enclosed)

Revenue Villages : 480

List of Local Bodies in Thoothukudi District

S.No.	Local Bodies	Name of the Local Bodies
1	Corporation	Thoothukudi
2	Municipalities	1. Kovilpatti 2. Kayalpattinam
3	Panchayat Unions	1. Thoothukudi 2. Srivaikundam 3. Karungulam 4. Alwarthirunagari 5. Tiruchendur 6. Udangudi 7. Sattankulam 8. Kovilpatti 9. Kayathar 10. Vilathikulam 11. Pudur 12. Ottapidaram
4	Town Panchayats	1. Alwarthirunagari 2. Author 3. Arumuganeri 4. Eral 5. Ettayapuram 6. Kadambur 7. Kalugumalai 8. Kanam 9. Kayathar 10. Nazareth 11. Perungulam 12. Pudur 13. Sattankulam 14. Sawyerpuram 15. Srivaikundam 16. Thenthirupperai 17. Tiruchendur 18. Udankudi 19. Vilathikulam

For the purpose of Election, this district is divided into 6 Assembly Constituencies and comes under Thoothukudi

PARLIAMENTARY CONSTITUENCY: 1. Thoothukudi

ASSEMBLY CONSTITUENCIES : 1. Vilathikulam
2. Thoothukudi
3. Tiruchendur
4. Srivaikundam
5. Ottapidaram
6. Kovilpatti

SALIENT FEATURES OF THOOTHUKUDI DISTRICT

Thoothukudi District has bi-furcated from Tirunelveli District on October 20, 1986. Thoothukudi was a major natural pearl fishing centre till last century. It is one of the oldest seaports in the world. The Light house built in 1842 marked the beginning of Thoothukudi harbour development. The district has a strong links with independence struggle and it is a notable place for the prominent freedom fighters like Veerapandiakattabomman, Subramania Bharathi, V.O.Chidamparampillai, and Vanchinathan. Also the district endow with distinguished Tamil scholars like G.U.Pope, Caldwell, Umaru pulavar who have rendered their service for the development of Tamil Literature. Thoothukudi was established as Municipality in 1866 and on August 5, 2008 has attained a status of Corporation after 142 years.

Demography:

- The area of the district is 4707 sq.km.
- The district has 3 Revenue Divisions, 9 Taluks, 480 Revenue Villages, 12 Blocks, 1 Corporation, 2 Municipalities, 19 Town Panchayats and 403 Village Panchayats.
- The district has 6 Assembly Constituencies and 1 Lok Sabha Constituency.
- The population is 17,50,176 (as per 2011 census). The density of population is 369 per Sq.km.
- The household number in this district is 462010.
- The sex ratio is 1023 females for every 1000 males. The child sex ratio is 963.18. The child sex ratio is invariably lower across the Taluks. From the values of sex ratio and child sex ratio, it is observed that the life expectancy of women is higher than men.
- Thoothukudi and Ottapidaram have lowest sex ratio in rural and urban area respectively.
- The male female sex ratio of SC and ST population is 1014.88 and 991.48 respectively.
- Overall literacy rate is 86.16%. The literacy rate of male and female population is 91.14% and 81.33% respectively. There is a hope for the improvement of women education.

- Male literacy rate is higher in all Taluks except Satankulam Taluks. It may be the result of the adjacent place of Kanniyakumari district, the district known for highest literacy rate in Tamil Nadu.
- The district has a SC population of 3,47,895(19.88 %) of the total population. The percentage of SC Population to the total population of Kayathar Block is 41.5%. The Block has highest concentration of SC population when compared to all the blocks.
- The district has ST population of 4911 (0.28%) of the total population and Srivaikundam block is the notified place for the highest concentration of ST population with 0.95%.
- According to 2011 census, the percentage of urban and rural population is 42.28% and 51.72% respectively. The urban population to the total population of the district has increased from 48.28% to 50.10% during 2001 to 2011. The movement of population towards urban area shows that urbanization happening in the district rapidly.
- From 2011 census, it is revealed that the percentage of senior citizen in the district is 11.4% which is higher than the strength of senior citizens in Tamilnadu. It shows special care to be taken for senior citizen.
- Working age group, 15-59, population is higher than all the age group in the district. There can be potential contribution for economic growth.
- Birth rate is 23.30 per 1000 population
- Infant Mortality Rate is 18.78

Sea Coast of Marine Resources:

Thoothukudi District has a coastal length of 163.5km. The coastal area starts in the north at Vembar to the south at Tharuvaikulam near Manapadu. The sea coast enables deep sea fishing, marine products and salt industries to develop the district. There are labour intensive industries running in the district and significant population depends on these traditional industries.

Rainfall:

- The District is situated in the rain shadow region created by the Western Ghats of the west. North East monsoon is the main rainy season for the district.
- The district gets minimum rain fall during the South West monsoon.

- During 2016-2017 the annual rainfall in the district is 217.4 mm.
- In total rainfall, 66.9% shortage has occurred during June 2016 to May 2017.
- In 2016-2017, 64.3 % shortage of rainfall occurred during north east monsoon.

Agriculture:

- Agriculture is the main occupation in which 70% of the people engaged with the occupation.
- In this district, 1, 99,148 hectares are brought under the cultivation of different crops which is nearly 42% of total area of the district.
- The important food crops in the district are paddy, cholam, cumbu, ragi, and commercial crops like cotton, chilly, pulses, sugarcane and groundnut.
- Among agricultural land holders, 16.25% people are belongs to SC and they have 13.17% of agriculture land to the total agriculture land.
- Highest amount of agriculture land belongs to small farmer category.

Minerals in the district:

Gypsum, limestone, beach sand, kankar and shell limestone are the economic (major) minerals in the district.

Rough stone, Jelly, Sand, Gravel, Clay, Earth and Granite are the minor minerals and leases are granted for quarrying of the said minerals in Thoothukudi district.

Thoothukudi Port:

- Tuticorin Port is an artificial port
- The second largest port in Tamil nadu.
- In 2010, it is renamed as V.O.C Port in the name of V.O.Chidambaram Pillai, a prominent freedom fighter.
- The growth of V.O.C port develops the district in the changing economic scenario.
- Thoothukudi port that becomes a major port in India in 1974 is now on the average becoming an international container transshipment hub of south East Asia.
- The harbour is served by an approach channel of 2.4km in length and 183 meters in width. The draft of the approach channel is 12.5mt and maximum depth of 10.7m with a turning circle diameter of 488m. The total capacity of port is 20.55 million tones with 13 berths.

Thoothukudi Airport:

Thoothukudi Airport is, a domestic airport, located at Vaigaikulam. It is placed in the distance of 17 km (10.6 miles) away from Thoothukudi city. It is located 15.6 km west from the city centre on Thoothukudi-Tirunelveli NH 7A. It is the fourth busiest airport in Tamil Nadu after Chennai, Coimbatore, and Madurai.

Industry:

The district is also an industrial oriented district among the southernmost districts. Industries such as Sterlite, SPIC, TAC, HWP, DCW and Thermal Power Plant promises the district to be a prominent industrial district in our country's industrial map. Hundreds of ancillary units have also spring up. Textile units and match industries crowded in the kovilpatti belt.

Tourist Places:

Apart from being a commercial Center, this is an exotic tourist place for its sunny and pristine sandy beaches. There is lot of religious and historically important places around Thoothukudi. The district headquarter is well connected by road, rail, air and sea. People of the district hope to generate significant revenue from developing tourism sector. Places of Tourism are;

- **Kulasekharapatnam Mutharamman Temple.**
- **Nava thirupati Temples.**
- **Lord Subramanya Temple, Thiruchendur.**
- **Holy Cross Church, Manapad.**
- **Harbour Beach, Thoothukudi.**
- **Roche Park, Thoothukudi.**
- **Pearl Beach, Thoothukudi.**
- **Our Lady of Snogs Basilica, Thoothukudi.**
- **Panchalankurichi Fort.**
- **Kayalpattinam Beach.**
- **Samanarpalli, Kalugumalai.**
- **Kalahaasalamoorthy temple, Kalugumalai.**
- **Hare Island, Thoothukudi.**
- **Vetkalamman Temple, Sinthalakarai.**

Thoothukudi district plays a vital role in the economy scenario of Tamilnadu as well as India due to the presence of dominant industries, port trust, agriculture sector and most pleasant and historical tourists places.

Eventhough it is a rain shadow region, the district covers agricultural activities under irrigated and rain fed areas and most of the people have prospect in the activity.

Since the district has most notable industries, it receives more attention by the people of other places to avail job opportunities. And therefore, it becomes a place of labour intensive district.

The district has three major transportation - land, water and air transport. Hence, people of the district have flexibility during travels. The transportation is not only for travel but also for exporting and importing goods.

This statistical handbook covers the information regarding geographical, climatic, agricultural, industrial, resources of minerals, educational, socio-economic, historical and tourist places, etc. We hope, this statistical handbook may be fruitful to the users those who require the facts about our district.

DISTRICT PROFILE 2016-2017
THOOTHUKUDI DISTRICT

1.GEOGRAPHICAL POSITION

North Latitude	:	8° 45' 50.9976"N
East Longitude	:	78° 8' 5.4024"E

2.AREA AND POPULATION – (2011 CENSUS)

a. Area (Sq.Km.)	:	4707
b. Population	:	1750176
1. Male Population	:	865021
2. Female Population	:	885155
3. Rural Population	:	873374
4. Urban Population	:	876802
5. Child Population (Age 0-6)	:	183763
c. Density	:	369 per Sq.km
d. Literates	:	1349697 - 86.16%
1. Males (%)	:	703106 - 91.14%
2. Females (%)	:	646591 - 81.33%
e. Total Workers	:	748095
1. Main Workers	:	657447
2. Marginal Workers	:	90648
3. Non-Workers	:	1002081

Category of Workers (Both Main and Marginal Workers)

1. Cultivators	:	48515
2. Agricultural Labourers	:	200644
3. Household Industry	:	22863
4. Other Workers	:	476073
f. Language Spoken in the District	:	Tamil
g. Population by Religion (as per 2011 census)	:	(In Numbers)
1. Hindu	:	1373920
2. Christians	:	291908
3. Muslims	:	80740
4. Other religion	:	578
5. Religions not stated	:	3030

3. VITAL STATISTICS: (2016-2017)

a. Birth	:	29636
b. Death	:	14182
c. Infant Deaths	:	172
d. Birth Rate (Per 1000 Population)	:	11.50
e. Death Rate (Per 1000 Population)	:	3.90
f. Infant Mortality Rate (Per 1000)	:	7.6
g. Live Births	:	22613
h. Still Birth	:	175

4. TEMPERATURE

a. Plains		Degree Celsius
1. Maximum	:	36.1°
2. Minimum	:	23.5°
b. Hill Stations		NIL
1. Maximum	:	-
2. Minimum	:	-

5. RAINFALL (in mm)

	Normal	Actual (2016-2017)
a) South West Monsoon	74.9	17.9
b) North East Monsoon	427.0	152.6
c) Winter Season	42.8	14.7
d) Hot Season	111.6	32.2

6. AGRICULTURE - Fasli-1426 (2016-17)

(In Hectares)

a. Total Cultivated Area	:	200377
b. Net Area Sown	:	199149
c. Area Sown more than once	:	1228
d. Area and Production of Principal Crops		
	Area (in Hectares)	Production (in Tonnes)
1. Paddy	1681	84111
2. Cereals and Millets	47074	180251
3. Pulses	77103	77373
4. OilSeeds (Groundnut, Gingelly, Sunflower)	4290	5606
5. Spices & Condiments	13918	9138
6. Cotton	7361	35450 (bales)

e. Agricultural Land Holdings (2010-11)

1. Holdings (in numbers)	:	195876
2. Area (Hectares)	:	233842
3. Average Size of Holdings (Hectares)	:	1.19

7. IRRIGATION(2016-2017)

a. Net Area Irrigated by types		(in Hectares)
1. Government Canals	:	7119
2. Tanks	:	4105
3. Tube & Bore Wells	:	1408
4. Other Wells	:	15288
Total Net Area Irrigated	:	27920
b. Gross Area Irrigated	:	28230
c. No. of Rivers	:	2 (Tamirabarani, Vaipar)
d. No. of Tanks	:	651

8. ANIMAL HUSBANDRY

a. Veterinary Institutions

1. Veterinary Hospitals	:	2
2. Veterinary Dispensaries	:	67
3. Clinician Centres	:	1
4. Sub Centres	:	34
5. Mobile Units	:	1
6. Animal disease Investigation Unit	:	1

b. Poultry Development

(in Numbers)

1. Chicks produced in hatcheries	:	Nil
2. Birds sold for breeding	:	Nil
3. Birds sold for table	:	125000

c. Livestock and Poultry Population

1. Cattle	:	125804
2. Sheep	:	188128
3. Goat	:	310297
4. Poultry	:	445712

9. DAIRY DEVELOPMENT

a. No.of milk societies	:	345
b. Quantity of milk produced(in Lakh Litres)	:	125.46
c. Value of milk produced (Rs.in Lakhs)	:	3233.54

10. FISHERIES

a. Length of Coastal Line (Km.)	:	163.5
b. No.of Coastal Blocks	:	8
c. No.of Fishing Centres	:	24
d. Marine Fish Production (inTonne)	:	46219
e. Inland Fish Production (in Tonne) (including fresh water prawn culture)	:	352

11. FOREST

Forest Area		(in Hectares)
1. Reserved Forests	:	10537
2. Unclassified Forests	:	--
3. Reserved Land	:	233

12. ELECTRICITY

a. Generation of Electricity		(in Milliion Unit)
1. Thermal	:	5547.59
2. Wind Mill Generation	:	329.41
3. Solar	:	55.36

b. Consumption of Electricity

Sector	Consumption (M.U)	
	(HT)	(LT)
1. Agriculture & Huts	-	-
2. Industry	691.18	98.45
3. Commercial	69.03	111.14
4. Domestic	0.99	454.48
5. Public Lighting & Water Works	30.43	46.47
6. Sales to Licenses	1776.23	0
7. Sales to Other States	0	0
8. Miscellaneous	106.66	12.55

c. Rural Electrification

1. Number of Pump sets Energized		21532
2. Number of Hamlets Electrified	:	1757

13. INDUSTRIES

		in Numbers
1. Working Factories (Registered)	:	1036
2. Strike	:	
a. Strikes	:	2
b. Workers involved	:	23302
c. Mandays Lost	:	163114
3. Lockouts:	:	
a. Lockouts	:	1
b. Workers involved	:	568
c. Mandays Lost	:	3976
4. Trade Unions Registered (upto April 2017)	:	67
5. Small Scale Industries (DIC)	:	1346
6. Name of the Important Industries	:	SPIC, TAC, Sterlite, HWP, DCW, Salt industries, Readymade garments, Fish processing / Fish based products, Handmade matches, etc.
7. Name of the Industrial Park	:	SIPCO, TANSI (in Thoothukudi), SIDCO (in Kovilpatti)

14. KHADI AND VILLAGE INDUSTRIES

Rs. in Lakhs

	Production	Sales
1. Khadi production	28.38	48.67
2. Yarn production	8.23	-

15. MEDICAL AND HEALTH (Government)

a. Modern Medicine

(In Numbers)

1. Medical College Hospitals	:	1
2. Government Hospitals	:	9
3. Dispensaries	:	-
4. Primary Health Centres- Rural	:	52
5. Primary Health Centres- Urban	:	82
6. Health Sub Centres	:	257
7. Beds in Hospitals and Dispensaries	:	1184
8. Beds in Medical College Hospitals	:	1112
9. Doctors	:	266
10. Nurses	:	481

b. Indian Medicine(Ayurvedic, Siddha, Unani)

1. No.of Siddha units in Government Hospitals	:	9
2. Ayush Units in Primary Health Centres		
i. Ayurvedic	:	3
ii. Siddha	:	34
iii. Unani	:	2
iv. Ayurvedic, Siddha & Unani combined	:	2
v. Homoeopathy	:	3

16. EDUCATION

1. Universities	:	Nil
2. Arts and Science Colleges	:	25
3. Colleges for Professional Education	:	
a. Medicine		
i. Allopathy	:	1
ii. Indian Medicine	:	Nil
iii. Homoeopathy	:	Nil
b. Engineering and Technology	:	10
c. Agriculture	:	1
d. Veterinary	:	Nil
e. Law	:	Nil
f. Fisheries College	:	1
g. Colleges for Special Education	:	10
h. Teacher Training Institute	:	12
i. Nursing College / Schools	:	5
j. Polytechnics	:	7
k. I.T.I / ITC	:	16
4. Pre Primary Schools	:	131
5. Primary Schools	:	1056
6. Primary with Middle Schools	:	298
7. High Schools	:	76
8. Higher Secondary Schools	:	140
9. Matriculation Schools	:	
a. High Schools	:	42
b. Higher Secondary Schools	:	49
10. Anglo Indian Higher Secondary School	:	1
11. CBSE Higher Secondary Schools	:	11

17. TRANSPORT

a. Road Length		(In Km)
1. National Highways	:	162.00
2. State Highways	:	2034.11
3. Corporation and Municipalities Road	:	724.12
4. Panchayat Union and Panchayat Road	:	2923.26
5. Town Panchayat and Townships Road	:	465.82
b. Registered Motor Vehicles (upto 2015-2016)		(In Numbers)
1. Commercial	:	27571
2. Non-Commercial	:	202460
c. Railway Length		
1. Route Length		(In Km)
i. Broad Gauge	:	160.85
ii. Meter Gauge	:	-
2. Track Length		
i. Broad Gauge	:	160.85
ii. Meter Gauge	:	-
3. Number of Railway Stations	:	21
d. Number of Sea Ports	:	1(V.O.C Port)
e. Number of Air Ports	:	1(Thoothukudi)
f. Name of the Major Export Commodity	:	Ilmenite Sand, Phosphoric Acid, Sulphuric Acid, Fish and Fish Products, Salt, Safety Matches, Garments, Chemicals, Coir,etc.,
g. Name of the Major Import Commodity	:	Thermal coal, Industrial coal, Fertilizer, Fire Retardant Material, Timber logs, Copper concentrate, wheat, Wax, Granules, Pulses & Grams, Coffee, tea, livestock, Oilseeds, etc.,

18. COMMUNICATION

Post Offices doing postal business	:	414
Telephones [BSNL Only]		
1. No.of Telephones in use	:	46149
2. No.of Public Call Offices	:	1003
3. No.of Telephone Exchanges	:	71

19. CO-OPERATION

1. District central co-operative bank	:	1
2. District co-operative union	:	1
3. District co-operative wholesale stores	:	1
4. Primary agricultural credit society	:	151
5. Primary co-operative agricultural and rural development bank	:	3
6. Co-operative urban bank	:	8
7. Employees co-operative thrift and credit	:	53
8. Cooperative marketing society	:	3
9. Primary co-operative store	:	26
10. Student co-operative stores	:	6
11. Salt producers co-operative society	:	3
12. Co-operative land colonization society	:	1
13. Urban co-operative credit society	:	4

20. REGISTRATIONS

1. No. of Registration Offices	:	13
2. No. of Documents Registered	:	28559
3. Value of property Transferred (Rs.in Crores)	:	731.05

21. HOUSING

1.Low Income Group Housing Schemes Flats	:	13
2.Middle Income Group Housing Schemes Flats	:	25

22. SOCIAL WELFARE SCHEMES:

Name of the Scheme	No.of Beneficiaries
1. Free Supply of Text Books	: 95560
2. Free Supply of Uniforms	: 86507
3. Old age Pension Scheme	: 47404
4. Nalindhor Nalathittam	: 142
5. Moovalur Ramamirtham Ammayar Ninaivu Thirumana Udhavi Thittam	: 2160
6. Periyar E.V.R. Marriage Assistance for Daughter of Poor Widows	: 32
7. Dr. Dharmambal Ammayar Widow Remarriage Thittam	: 14
8. Annai Teresa Marriage Assistance to Orphan Girls	: 48
9. Dr. Muthulakshmi Ninaivu Kalappu Thirumana Nidhi Udahavi Thitam	: 2254

23. NUTRITIOUS MEALS PROGRAMME

Name of Programme	No.of Centres	Total Beneficiaries
P.T.M.G.R.	1492	122499
I.C.D.S.	1505	72523

24. REVENUE ADMINISTRATION

1. Revenue Divisions	: 3 (Thoothukudi, Kovilpatti, Trichendur)
2. Revenue Taluks	: 9
3. Revenue Firkas	: 41
4. Revenue Villages	: 480

25. LOCAL BODIES

1. Corporations	: 1
2. Municipalities	: 2
3. Panchayat Unions	: 12
4. Town Panchayats	: 19
5. Village Panchayats	: 403

26. COMMUNITY DEVELOPMENT

1. No.of Development Divisions	:	1
2. No.of Blocks Covered	:	12
3. Population Covered	:	1750176
4. Area Covered (Sq.Km.)	:	4707

27. POLICE AND PRISIONS

Police

1. Police Force		
i. Local	:	1836
ii. Armed Reserve	:	413
2. Police Stations	:	49

Prisons

1. Central Prisons	:	Nil
2. District Jail	:	1 (Srivaikundam)
3. Other Prisons (Sub-Jail)	:	3

Police Outposts	:	1
-----------------	---	---

28. LEGISLATURE

Members of the Legislative Assembly (elected)	:	6
Members of Parliament (elected)	:	1

29. CINEMA THEATRES

Air-conditioned	:	3
Non-Air conditioned	:	16

30. BANKS / INSURANCE

Public Sector Bank Branches	:	213
Private Sector Bank Branches	:	57
Primary Co-operative Banks	:	3
	:	
Life Insurance		
No. of Branches		16
Policies Issued	:	116630
Sum Assured (Rs.in Crores)	:	2430.35

31. NATURAL RESOURCES

Name of the Minerals : **Name of the Taluk**

Major:

Limestone : Vilathikulam

Minor:

1. Rough stone Jelly, Gravel : Toothukudi, Kovilpatti, Srivaikundam, Ettayapuram, Satankulam, Ottapidaram, Vilathikulam
2. Quartzite : Ottapidaram
3. Granite : Ottapidaram, Kovilpatti, Ettayapuram

32. TOURISM

- Name of the Important Pilgrim Centre :
1. Swami Senthilandavar Temple, Tiruchendur,
 2. Manapadu (Church),
 3. Mutharamman Temple, Kulasekarpattinam
 4. Nava Thirupathi Temples
 - a. Swami Kallapiran Temple, Srivaikundam
 - b. Swami Vijayasanar Temple, Natham
 - c. Swami Kaisinivenda Perumal, Thirupuliyangudi
 - d. Swami Mayakootahan, Perunkulam
 - e. Swami Devarpiran, Erattai Thirupathi-1
 - f. Swami Senthamarai Kannan, Erattai Thirupathi-2
 - g. Swami Maharanedungkuzhaikadar, Thenthirupperai
 - h. Swami Vaithimanithi, Thirukolur
 - i. Swami Athipiran, Alwarthirunagari
 5. Lady of Snows Church, Thoothukudi ,
 6. Masjid, Kayalpattinam,
 7. Samanar Palli, Kalugumalai
 8. Kaluhasalamoorthy Temple, Kalugumalai
 9. Vanathirupathi, Punnai Nagar.

- Name of the Important Tourist Centre :
1. Kulasekharapatnam Mutharamman Temple.
 2. Lord Subramanya Temple, Thiruchendur.
 3. Holy Cross Church, Manapad.
 4. Harbour Beach, Thoothukudi .
 5. Roche Park, Thoothukudi .
 6. Pearl Beach, Thoothukudi .
 7. Our Lady of Snows Basilica, Thoothukudi .
 8. Panchalankurichi, Fort.
 9. Kattabomman Memorial Place, Kayathar
 10. Kayalpattinam Beach.
 11. Samanar palli, Kalugumalai.
 12. Hare Island, Thoothukudi .
 13. Arulmigu Sudalaimadasamy Temple, Arumugamangalam.

CONTENT

Table No.	Description	Page No.
	Message	i
	Preface	ii
	District Map	iii - iv
	Basic particulars of Thoothukudi District	v - vi
	Salient Features	vii - xi
	Thoothukudi District Profile	xii - xxii
1.	POPULATION	1
1.1	Population, Literate, Sex-wise by Taluks	
1.2	Population by Broad Industrial categories of Workers	3
1.3	Population by Religion	
1.4	Population by Age Groups	4
1.5	Population of the District-Decennial Growth	5
1.6	Salient Features Of 2011 Census –Block Wise	6
2.	CLIMATE AND RAINFALL	9
2.1	Temperature at Selected Stations	
2.2	Month-wise and Season-wise Rainfall Particulars	12
2.3	Time Series Data of Rainfall by seasons.	13
3.	AGRICULTURE	17
3.1	Soil Classification	
3.2	Land Utilization	

3.3	Area of Important Crops	18
3.4	Area and Production of important Crops	
3.5	Agricultural Implements and Machinery	19
3.6	Number and Area of Operational Land Holdings	
3.7	Consumption of Chemical Fertilizers and Pesticides	21
3.8	Regulated Markets	
3.9	Crop insurance scheme for the Fasli year 1426	22
3.10	Sericulture	23
4.	IRRIGATION	25
4.1	Sources of Water Supply	
4.2	Actual Area Irrigated by sources	
4.3	Area Irrigated by Crops.	26
4.4	Details of Dams, Tanks, Wells and Bore wells	
5.	ANIMAL HUSBANDARY	27
5.1	Livestock Population	28
5.2	Veterinary Institutions and Animals treated – Block wise.	
5.3	No. of Veterinary Hospitals	
5.4	Dairy Development	29
5.5	Poultry Development Centre	

5.6	Fisheries Development and Production	30
5.6A	Production in Marine Fish	
5.6B	Production in Inland Fish	31
6.	BANKING AND INSURANCE	33
6.1	No. of Commercial Banks	
6.2	Insurance Schemes	
7.	CO-OPERATIVE SOCIETIES	35
8.	CIVIL SUPPLIES	37
8.1	No .of Fair Price Shops	
8.2	Quantum of Essential Commodities distributed and their retail price	
8.3	No. of Ration Cards	38 -42
8.4	Quantity supplied	
8.5	No. of LPG Connections	42
8.6	No. of Persons waiting for LPG connection	
9.	COMMUNICATIONS	43
9.1	Post-Offices doing postal business only	
9.2	Post-Offices doing Post and Telegraphic Business	
9.3	Telegraph Office	

9.4	No. of Telephone Exchanges, Capacity and No. in Use	44
9.5	No. of Public Call Offices attached to each exchange	
9.6	No. of Persons waiting for Phone Connection.	
10.	ELECTRICITY	45
10.1	No. of Power Stations	
10.2	Quantum of Power purchased	46
10.3	Power Consumption Sector wise	
10.4	Peak Demand and Energy Output	
10.5	Revenue from Electric Schemes and Cost per Unit	
10.6	Transmission and Distribution of Electricity	
10.7	Capacity of Transformers	47- 48
10.8	Rural Electrification	48
10.9	Name and Address of fault report offices	49 - 50
11.	EDUCATION	51
11.1	Universities, Students , Teachers and Courses offered	
11.2	Colleges for General Education, Students and Teachers	
11.3	Colleges for Professional Education, Students and Teachers	
11.4	Colleges for Special Education, Students and Teachers	52
11.5	Schools for General Education, Students and Teachers	

11.6	Schools for Professional Education, Students and Teachers	53
11.7	Schools for Special Education, Students and Teachers	54
11.8	Institutions for Other Professional Education, Students and Teachers	55
11.9	Computer Training Centers	
11.10	Hostels and Inmates by Community	56
11.11	Scholarships to Students by Community	
12.	FISHERIES	57
12.1	Fisheries Development	
12.2	Estimated Marine Fish Production/Inland Fish Production	58
12.3	No. of Families engaged in Fishing	
13	HANDLOOMS	59
13.1	No. of Focal Centers with Location details	
13.2	No. of Societies and Variety wise Production	
13.3	No. of Power Looms and No. of Employees working	
13.4	No. of Families engaged in handlooms and powerlooms	
14.	HANDICRAFTS	61
14.1	Name and Addresses of Handicrafts	
14.2	Articles available in the Handicrafts	
14.3	Value of Articles produced and sold	

14.4	No .of Families engaged in Handicrafts	62
15.	HEALTH AND FAMILY WELFARE	63
15.1	Hospitals, Dispensaries, Bed Strength, Doctors and Nurses	
15.2	No .of Allied Pathological Units available	
15.3	Patients treated In Government Hospitals	
15.4	Distribution of Medical Personnel	
15.5	Progress of Family Welfare Programmes	64
16.	HOUSING	65
16.1	No. of Plans sanctioned under Private Sector	
16.2	No. of Plans sanctioned under Public Sector	
16.3	Amount invested in Housing and Building activity under Public Sector	66
16.4	Construction activity of Tamil Nadu Housing Board	
16.5	Construction activity of Tamil Nadu Slum Clearance Board	
16.6	Index Number of Building Construction cost in Urban centers	67
16.7	Labour charges of Construction Workers	
17.	INDUSTRIES	69
17.1	Result of Annual Survey of Industries	
17.2	Estimates of Value of Output and Value Added by Manufacture Based on - Annual Survey of industries	
17.3	Industrial Production	

17.4	Production and Value of Major Minerals in the District	70
17.5	Production of Handloom Cloth	
17.6	Small Scale Industries	71
17.7	Khadi and Village Industries	
17.8	No. of Printing Presses	72
17.9	No. of Photocopy (Xerox) centers	
18	FACTORIES	73
18.1	Registered and Working Factories	
18.2	Employment in Working Factories	
18.3	Trade Unions, Industrial Disputes by Strikes, Lockout and Gheraos	
19.	LOCAL BODIES	75
19.1	Municipal Bodies Area and Population by Grades	
19.2	Municipal Bodies by Taluks	
19.3	Panchayat Unions, Town Panchayats, Village Panchayats	
19.4	Revenue Divisions, Taluks, Firkas and Revenue Villages	
19.5	Tax Collected by Corporation/Municipality/Panchayat Union/ Town Panchayat/Village Panchayat	76

19.6	Rural Development Activities	77
20.	LABOUR AND EMPLOYMENT	
20.1	No. of Persons registered during the year and Total No. of Persons waiting up to the end of the year as per Live Register	79
20.2	No. of Placement during and upto the end of the year.	
21.	LEGAL SERVICES	
21.1	Judicial Divisions and Original Jurisdiction	81
21.2	Results of Civil and Criminal cases in the Court of Original Jurisdiction, Civil Suits Regular.	
21.3	Nature of free Legal's available and no. of beneficiaries, no. of cases disposed of in Lok Adalat during the year	82
21.4	No. of Advocates practicing in Courts	
22.	LIBRARIES	
22.1	List of Head and Branch Libraries in the district with details of Members, Books available and Readers	83
22.2	No. of Libraries housed in Government Building / Rental Building	
22.3	No. of Reading Rooms	
22.	MINNING AND QUARRYING	
23.1	No. of Mining and Quarrying units in the district	85
23.2	Classification-wise production during the year	

24	MANUFACTURING SECTOR	
24.1	No. of Food and allied manufacturing units in the district	87
24.2	No. of Non-Food manufacturing units in the district	
24.3	Selected Characteristics of Factories by Major Industry-Tamilnadu and Thoothukudi	88
25	MEDICAL SERVICES	
25.1	No. of Medical Colleges in the district with Students and Teachers	89
25.2	No. of College of Pharmacy with Students and Teachers	
25.3	No. of Medical Stores in the district (Category-wise)	
25.4	No. of Veterinary Colleges with Students and Teachers	
26.	MOTOR VEHICLES	91 - 92
26.1	No. of Motor Vehicles (Category-wise) Registered during the year and up to the end of the year	
26.2	No. of Motor Vehicles (Category-wise) available for hire purpose during and up to the end of the year	93
26.3	No. of Persons issued with Driving License	
27.	NON – CONVENTIONAL ENERGY GENERATION	
27.1	No. of solar energy generating units in the district with production data	95
27.2	No. of Wind Mills Generating units with production data	

28.	POLICE AND PRISONS	
28.1	Police Force	97
28.2	Cognizable Offences under Indian Penal Code	
28.3A	Prisons and Convicts	98
28.3B	Classification Of Convicts	
28.4	No. of Cases Registered under PCR	
28.5	No. of Cases Registered against Woman Harassment and Dowry	
29.	PUBLIC HEALTH	
29.1	Public Health and Medical Services rendered by Organizations and Individual	99
29.2	No. of Primary Health Centers with Sub-centers	
30.	PRINTING AND PUBLICATION	
30.1	No. of News papers, Weekly Magazines, Monthly Magazines, etc., Published	101
30.2	No. of Publishers in the district other than News papers and Magazines	
30.3	No. of Printing presses in the district	

31.	PRICE INDICES	103
31.1	Wholesale Price Index Numbers Of Tamil Nadu	
31.1A	Wholesale Price Index Numbers Of Tamil Nadu 2016-17 (Base Year 1970-71=100)	104
31.2	Consumer Price Index Numbers for Industrial Workers(Central Series) (Base year 2001=100)	105
31.2A	Consumer Price Index Numbers for Industrial Workers(State Series) (Base year 2011=100)	106
31.3	Consumer Price Index Numbers for selected Essential items in Rural	107
31.4	Consumer Price Index Numbers for selected Essential items in Urban	108
31.5	Consumer Price Index Numbers For Industrial Workers 2016-17 (Base Year : 2001=100)(Central Series)	109
31.5A	Consumer Price Index Numbers For Industrial Workers 2016-17 (Base Year : 2011=100) (State Series)	110
31.5B	Consumer Price Index Numbers For Selected Essential Items In Rural Tamil Nadu	111
31.6	Consumer Price Index Numbers For Selected Essential Items In Urban Tamil Nadu	112
31.7	All India Consumer Price Index Number for Industrial Workers 2016-2017 (Base year:2001=100)	113
31.8	Consumer price Index Numbers For Rural ,Urban and combined (Base Year: 2012 =100)	114
31.9	Consumer price Index Numbers For Rural, Urban and combined (Base Year: 2012 =100)	115

32.	QUALITY CONTROL	117
	List of Industrial / Establishment Units having Quality Control Facilities and the products subjected to Quality Control	
33.	REGISTRATION	119
33.1	No. of Registration Offices in the district	
33.2	Registration and Aggregate Value of properties transferred during the year	
34.	REPAIR AND SERVICE	121
34.1	Authorized Automobiles Repair and Service Stations	
34.2	Authorized Electrical and Electronic goods Repair and Service Units	
35.	RESTAURANTS AND HOTELS	123-125
35.1	Restaurants, Cafes and Other Eating and Drinking Places	
35.2	Details of Hotels	
36.	RECREATION AND CULTURAL SERVICES	127
36.1	List of Cinema Theatres and their capacities	
36.2	List of Clubs and Associations	
36.3	List of Motion Picture Distributors and Projection Services	128

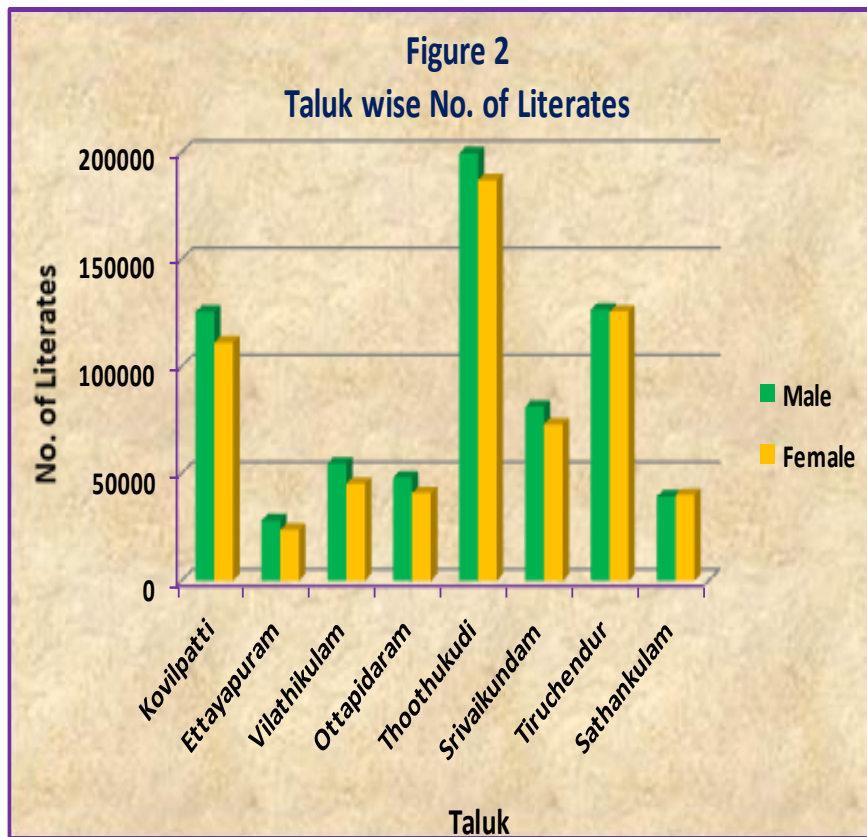
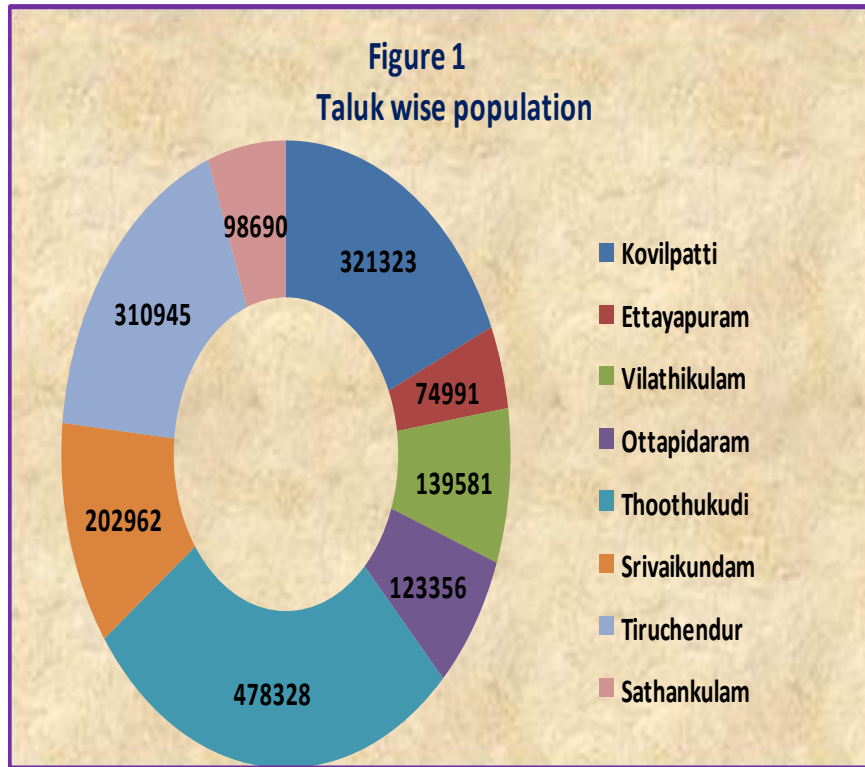
37.	SOCIAL WELFARE	
37.1	Puratchi Thalaivar MGR Nutritious Meals Programme Centers	129
37.2	No.of Beneficiaries under Puratchi Thalaivar MGR Nutritious Meals Programme	
37.3	No.of Beneficiaries under the free supply of Text Books and Uniforms	130
37.4	No.of Beneficiaries under Old Age Pension Scheme	131
37.5	Free Houses and House sites distributed to community	132
37.6	Implementation of Relief Measures and Pension Scheme	
38.	SANITARY SERVICES	
38.1	No. of Sanitary Workers engaged in Sanitation, Garbage and Sewage disposal and other particulars	133
38.2	No. of Vehicles engaged in the sanitary services	
39.	SCIENTIFIC AND RESEARCH	135
39.	Institutions and Laboratories engaged in Research Work	
40.	STORAGE FACILITIES	137
40.1	List of Agricultural and Non-Agricultural Storage Godowns	
40.2	List of Cold Storage Godowns	
41.	TEXTILES	139
41.1	No. of Ginning, Spinning and Weaving Mills in the district	
41.2	Quantum of Production during the year	

42	TRADE AND COMMERCE	141
	No. of Major and Minor Trade and Commercial Estate	
43	TRANSPORT DETAILS	143 - 144
43.1	Length of Roads	
43.2	Road Accidents	
43.3	Register Motor Vehicles	
43.4	Transport Corporation	
43.5	Select indicators of overall performance of State Transport Corporation	145
43.6	Railway Lines and Stations	
43.7	Port Development	
43.8	Airports	
43.9	Private Transport Operations	147
44.	TOURISM	149
44.1	Places of Tourist Attraction	
44.2	List of Places of Worship	150- 152
44.3	List of Hotels and Restaurants	
44.4	List of Travel Agents	
44.5	Train and Air Service Timings	152
45.	VITAL STASTISTICS	155
45.1	Births and Deaths registered in the district	
45.2	Birth , Death and Infant Mortality rates in the district	

45.3	Death by Causes	155
46.	VOLUNTARY SERVICES	157
	List of Voluntary Services available in the district for the development of Rural and Urban Population	
47.	WATER WORK AND SUPPLY	
47.1	No .of Water supply Schemes Operated in the district	159
47.2	No. of Workers engaged in the Water Works and Supply	
47.3	No. of House connections, fountains	160
Additional Particulars About Thoothukudi District		1 - 28

1. POPULATION
1.1 Taluk-Wise Population- 2011 Census

DISTRICT	TOTAL/ RURAL/ URBAN	POPULATION			CHILD POPULATION IN THE AGE GROUP 0-6			LITERATES		
		PERSONS	MALE	FEMALE	PERSONS	MALE	FEMALE	PERSONS	MALE	FEMALE
1	2	3	4	5	6	7	8	9	10	11
THOOTHUKUDI	T	1750176	865021	885155	183763	93605	90158	1349697	703106	646591
	R	873374	430361	443013	91116	46570	44546	642686	339739	302947
	U	876802	434660	442142	92647	47035	45612	707011	363367	343644
1. Kovilpatti	T	321323	157825	163498	30980	15712	15268	236625	125468	111157
	R	130471	64448	66023	13242	6772	6470	86908	47884	39024
	U	190852	93377	97475	17738	8940	8798	149717	77584	72133
2. Ettayapuram	T	74991	36490	38501	7265	3671	3594	51864	28148	23716
	R	62219	30187	32032	6180	3111	3069	42220	22927	19293
	U	12772	6303	6469	1085	560	525	9644	5221	4423
3. Vilathikulam	T	139581	69556	70025	14139	7228	6911	99879	54659	45220
	R	115413	57493	57920	11586	5949	5637	81353	44810	36543
	U	24168	12063	12105	2553	1279	1274	18526	9849	8677
4. Ottapidaram	T	123356	61709	61647	12904	6607	6297	89153	48240	40913
	R	115344	57592	57752	11928	6086	5842	83086	44971	38115
	U	8012	4117	3895	976	521	455	6067	3269	2798
5. Thoothukudi	T	478328	239342	238986	53393	27156	26237	386541	199537	187004
	R	66700	33384	33316	7824	4025	3799	51341	26867	24474
	U	411628	205958	205670	45569	23131	22438	335200	172670	162530
6. Srivaikundam	T	202962	100416	102546	22272	11377	10895	154113	81193	72920
	R	157642	78006	79636	17515	8960	8555	117178	62271	54907
	U	45320	22410	22910	4757	2417	2340	36935	18922	18013
7. Tiruchendur	T	310945	152066	158879	32685	16679	16006	252182	126568	125614
	R	141088	68596	72492	14231	7271	6960	113135	56663	56472
	U	169857	83470	86387	18454	9408	9046	139047	69905	69142
8. Sathankulam	T	98690	47617	51073	10125	5175	4950	79340	39293	40047
	R	84497	40655	43842	8610	4396	4214	67465	33346	34119
	U	14193	6962	7231	1515	779	736	11875	5947	5928



1.2. Population by Broad Industrial Categories of Workers

Sl. No	Industrial Category	District		Tamil Nadu	
		Persons	% to total workers	Persons	% to total workers
(1)	(2)	(3)	(4)	(5)	(6)
1.	Category of Workers(Main & Marginal)				
	a) Cultivators	48515	6%	4248457	13%
	b) Agricultural Labourers	200644	27%	9606547	29%
	c) Workers in Household Industry (Manufacturing, Processing, Servicing and Repairs)	22863	3%	1364893	4%
	d) Other Workers	476073	63%	17664784	54%
	Total	748095	100	32884681	100
2.	Workers and Non Workers (Main & Marginal)				
	e) Main Workers	657447	38%	27942181	39%
	f) Marginal Workers	90648	5%	4942500	7%
	g) Non -Workers	1002081	57%	39262349	54%
	Total	1750176	100	72147030	100

Source: Census of India-2011

1.3 Population by Religion

Sl.No.	Religion	Persons in District	Persons in Tamil Nadu	Percentage(%)	
				In the District	Tamil Nadu
(1)	(2)	(3)	(4)	(5)	(6)
1	Hindu	1373920	63188168	78.50%	87.58%
2	Muslim	80740	4229479	4.61%	5.86%
3	Christian	291908	4418331	16.68%	6.12%
4	Other Religions	578	122466	0.04%	0.18%
5	Religions not stated	3030	188586	0.17%	0.26%
	Total Population	1750176	72147030	100.00	100.00

Source: Census of India 2011.

1.4. Population by Age Groups

Census 2001

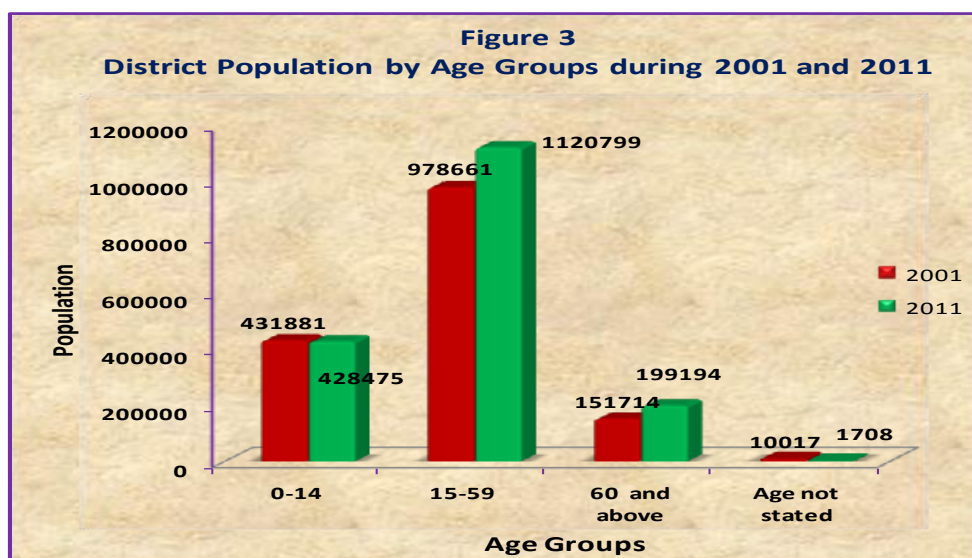
Sl.No.	Age Groups	Persons in Districts	Persons in Tamil Nadu	Percentage to total in	
				District	Tamil Nadu
(1)	(2)	(3)	(4)	(5)	(6)
1.	0-14	431881	16710874	27.5	26.8
2.	15-59	978661	39758463	62.2	63.7
3.	60 and above	151714	5507400	9.6	8.8
4.	Age not stated	10017	428942	0.7	0.7
	Total	1572273	62405679	100	100

Source: Census of India 2001.

Census 2011

Sl.No.	Age Groups	Persons in Districts	Persons in Tamil Nadu	Percentage to total in	
				District	Tamil Nadu
(1)	(2)	(3)	(4)	(5)	(6)
1.	0-14	428475	17007503	24.5	23.6
2.	15-59	1120799	47562964	64	65.9
3.	60 and above	199194	7509758	11.4	10.4
4.	Age not stated	1708	66805	0.10	0.1
	Total	1750176	72147030	100	100

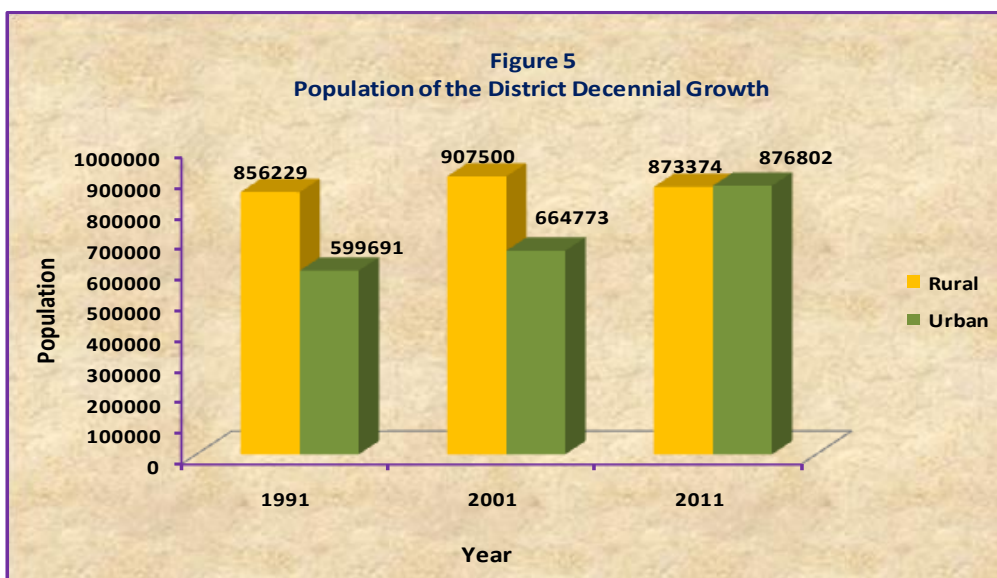
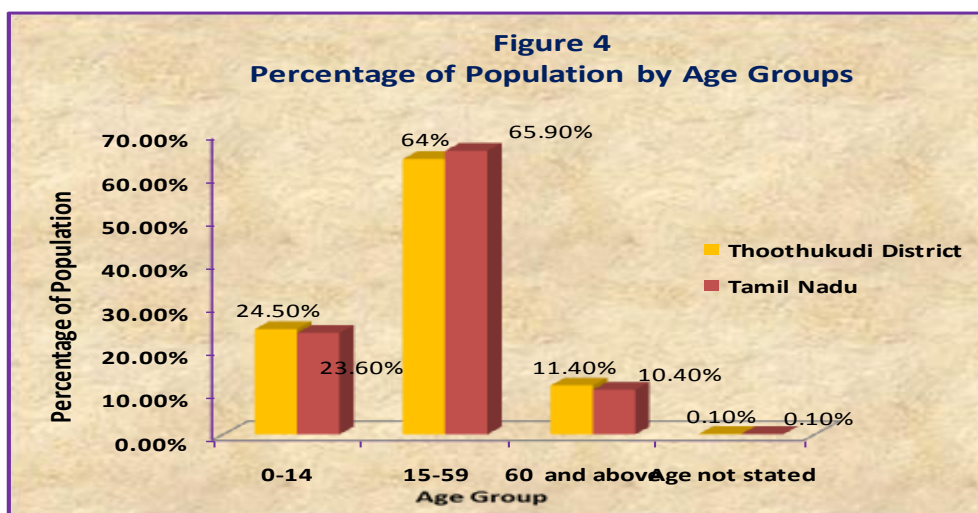
Source: Census of India 2011



1.5 Population of the District Decennial Growth

Census Period	Region	Population	Percentage Variation Since previous Census
(1)	(2)	(3)	(4)
2011	Total	1750176	11.32
	Rural	873374	3.76
	Urban	876802	31.90
2001	Total	1572273	8.0
	Rural	907500	6.0
	Urban	664773	10.9
1991	Total	1455920	7.8
	Rural	856229	5.0
	Urban	599691	12.1

Source: Census of India

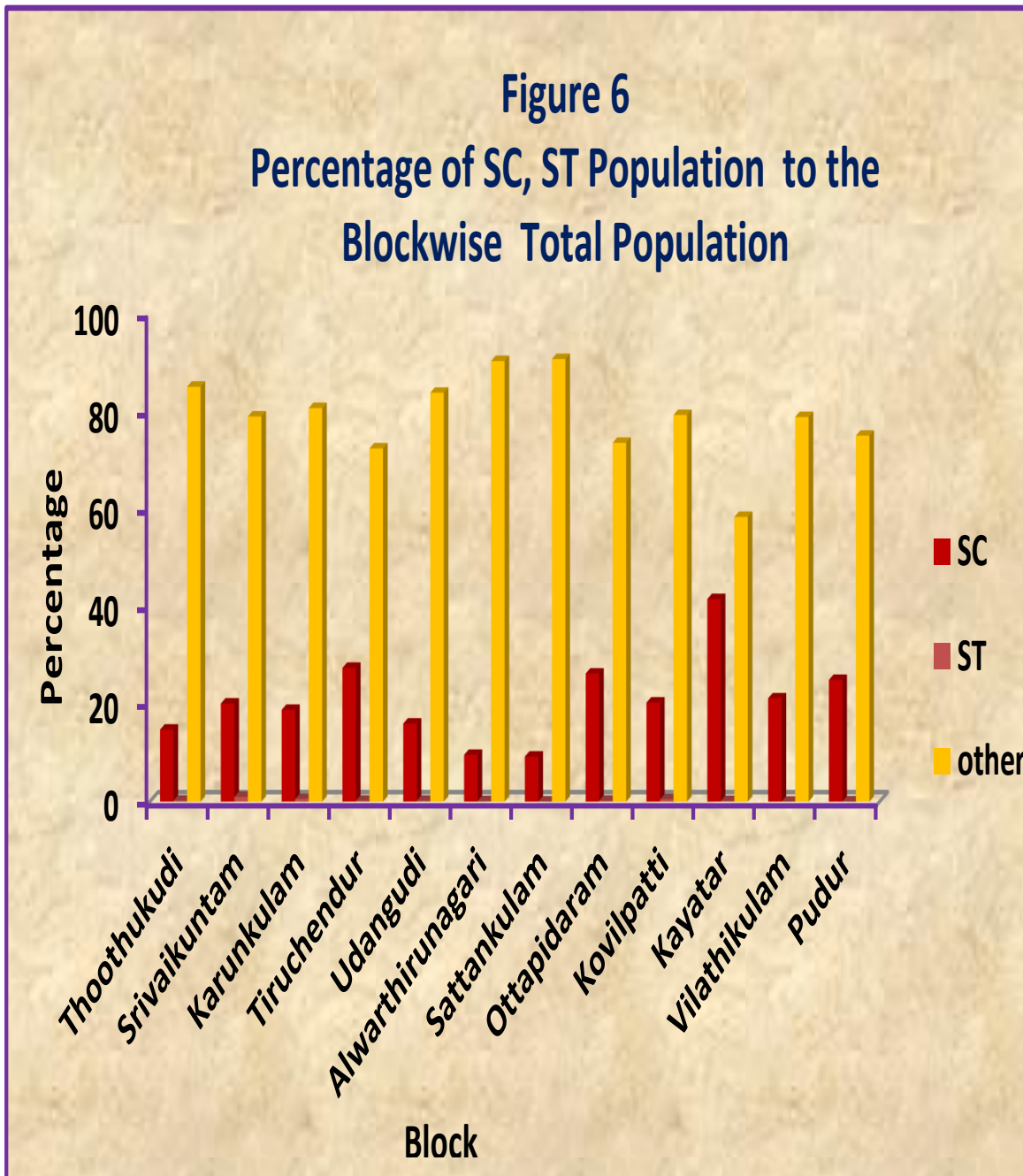


1.6 Salient Features of 2011 Census – Block Wise

Sl. No.	Name of the Block	No. of House holds	Population			Child Population (0-6)			SC Population			ST Population		
			Total	Male	Female	Male	Female	Total	Male	Female	Total	Male	Female	Total
1	Thoothukudi	122574	478328	239342	238986	27156	26237	53393	35576	34997	70573	515	484	999
2	Srivaikuntam	29939	117178	58119	59059	6530	6217	12747	11748	11817	23565	559	556	1115
3	Karunkulam	30890	119865	59160	60705	6400	5944	12344	11181	11370	22551	319	319	638
4	Tiruchendur	22750	85784	42297	43487	4847	4678	9525	11594	11923	23517	77	82	159
5	Udangudi	33473	134501	65507	68994	7518	7460	14978	10634	10882	21516	132	136	268
6	Alwarthiru nagari	18460	73930	35891	38039	3710	3517	7227	3404	3683	7087	44	41	85
7	Sattankulam	21469	81339	39125	42214	4226	4035	8261	3640	3873	7513	23	16	39
8	Ottapidaram	31068	110621	54768	55853	5773	5525	11298	14324	14711	29035	115	105	220
9	Kovilpatti	71591	257441	125651	131790	12190	11889	24079	25420	26829	52249	587	589	1176
10	Kayatar	32888	123160	61610	61550	6600	6294	12894	25684	25445	51129	74	88	162
11	Vilathikulam	20581	72757	35961	36796	3658	3595	7253	7580	7819	15399	3	4	7
12	Pudur	26327	95272	47590	47682	4997	4767	9764	11878	11883	23761	18	25	43
District		462010	1750176	865021	885155	93605	90158	183763	172663	175232	347895	2466	2445	4911

Source: Census of India-2011

Figure 6
Percentage of SC, ST Population to the
Blockwise Total Population



2. CLIMATE AND RAINFALL

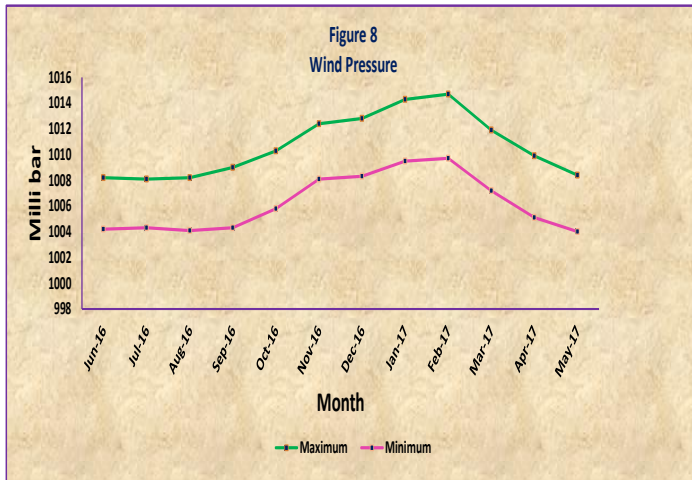
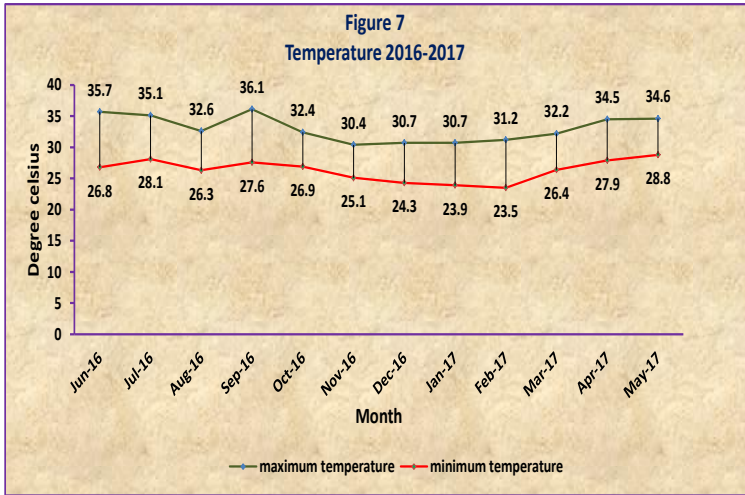
2.1. Temperature at Selected Stations

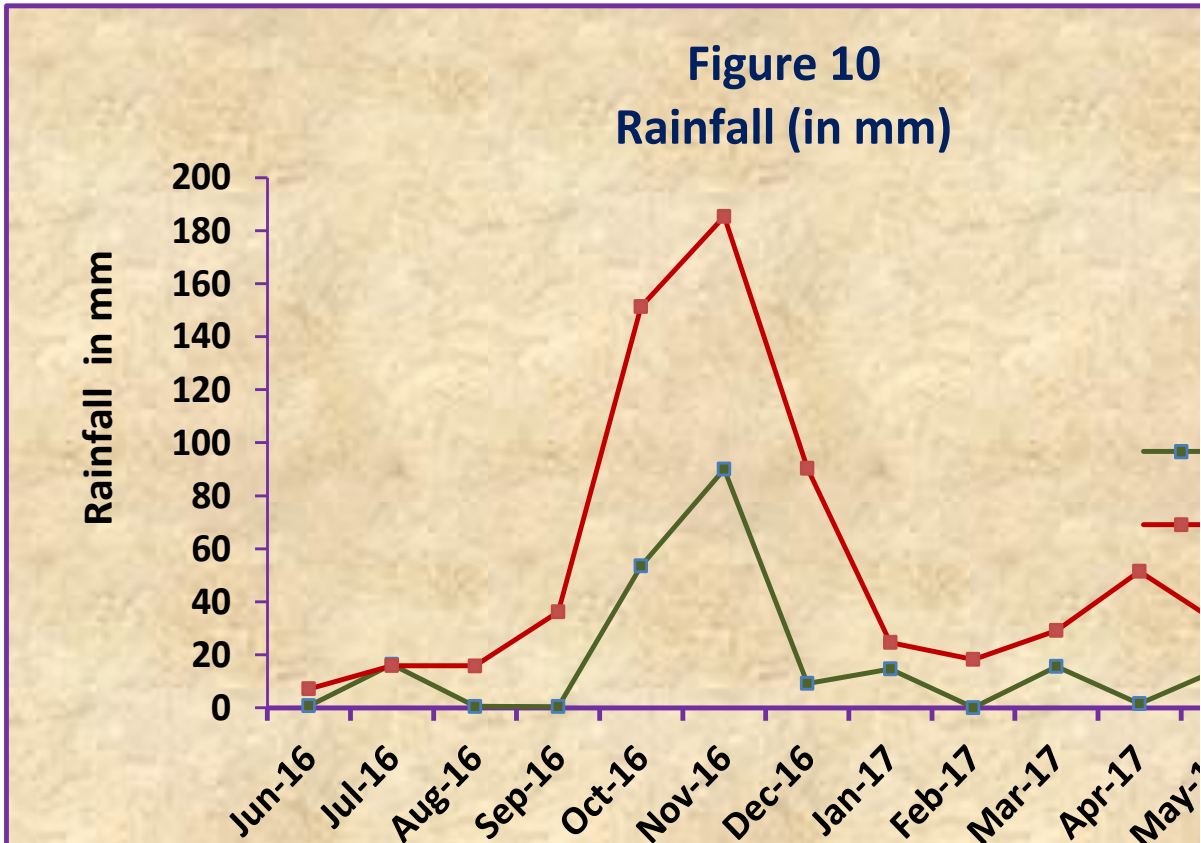
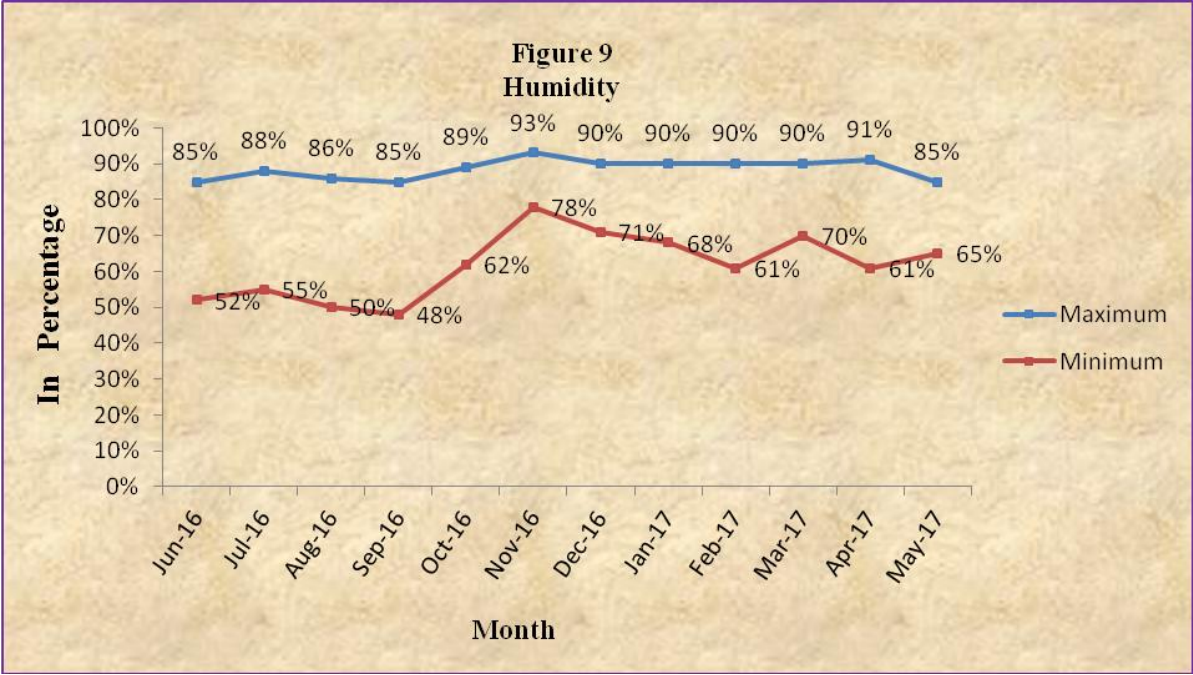
Name of the Station : Thoothukudi Port Trust

Year: 2016-2017

Months (1)	Temperature (Degree Celsius)		Pressure (Milli Bar)		Humidity (in %)	
	Maximum (2)	Minimum (3)	Maximum (4)	Minimum (5)	Maximum (6)	Minimum (7)
June-2016	35.7	26.8	1008.2	1004.2	85%	52%
July-2016	35.1	28.1	1008.1	1004.3	88%	55%
August-2016	32.6	26.3	1008.2	1004.1	86%	50%
September- 2016	36.1	27.6	1009.0	1004.3	85%	48%
October- 2016	32.4	26.9	1010.3	1005.8	89%	62%
November- 2016	30.4	25.1	1012.4	1008.1	93%	78%
December- 2016	30.7	24.3	1012.8	1008.3	90%	71%
January-2017	30.7	23.9	1014.3	1009.5	90%	68%
February- 2017	31.2	23.5	1014.7	1009.7	90%	61%
March-2017	32.2	26.4	1011.9	1007.2	90%	70%
April-2017	34.5	27.9	1009.9	1005.1	91%	61%
May-2017	34.6	28.8	1008.4	1004.0	85%	65%

Source : Harbour Master, Marine Department ,V.O.Chidambaranar Port Trust
,Thoothukudi





2.2 Month – Wise Season-Wise Rainfall

Year: 2016-2017

District : THOOTHUKUDI	In mm		
Month	Actual	Normal	% Variation
June-2016	0.7	7.1	-90.3
July -2016	16.4	15.9	3.1
August-2016	0.5	15.8	-96.8
September-2016	0.4	36.1	-99.0
Total	18	74.9	-76.0
NORTH EAST MONSOON			
October -2016	53.5	151.3	-64.6
November-2016	90.0	185.4	-51.5
December-2016	9.1	90.3	-90
Total	152.6	427	-64.3
WINTER SEASON			
January-2017	14.6	24.6	-40.6
February-2017	0.04	18.2	-99.8
Total	14.7	42.8	-65.8
HOT SEASON			
March-2017	15.6	29.1	-46.4
April-2017	1.5	51.5	-97.1
May-2017	15.0	31	-51.5
Total	32.2	111.6	-71.2
GRAND TOTAL	217.4	656.3	-66.9

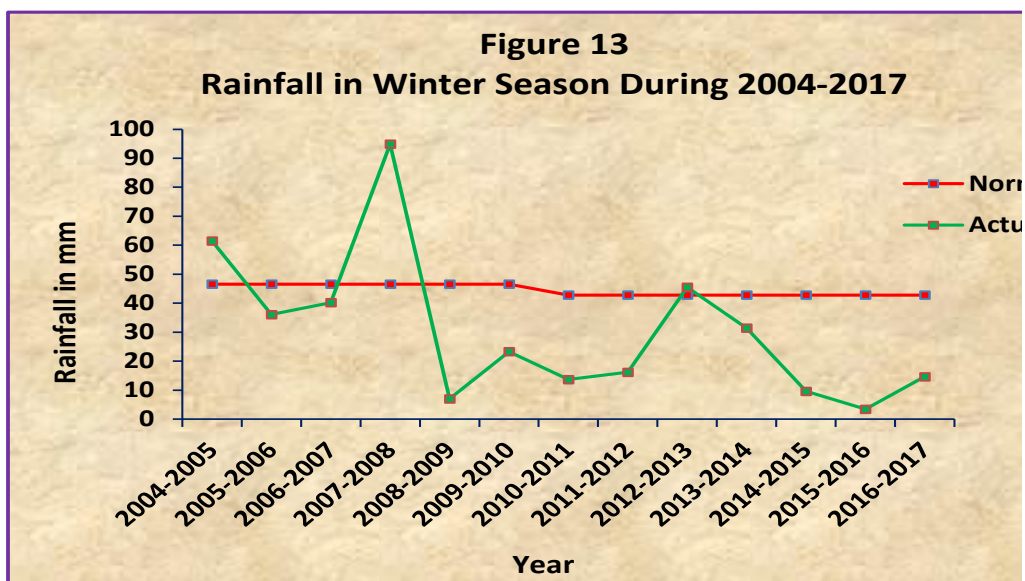
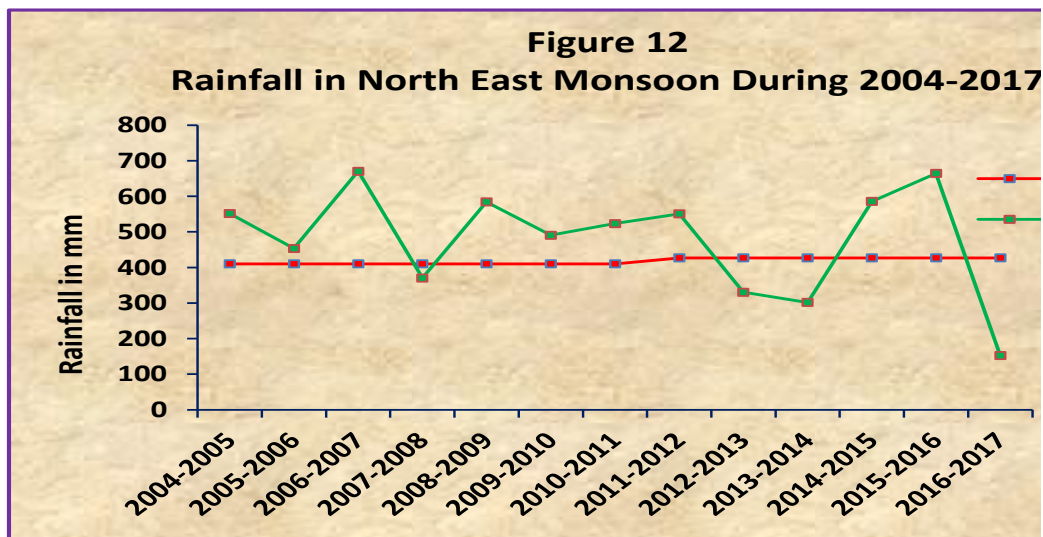
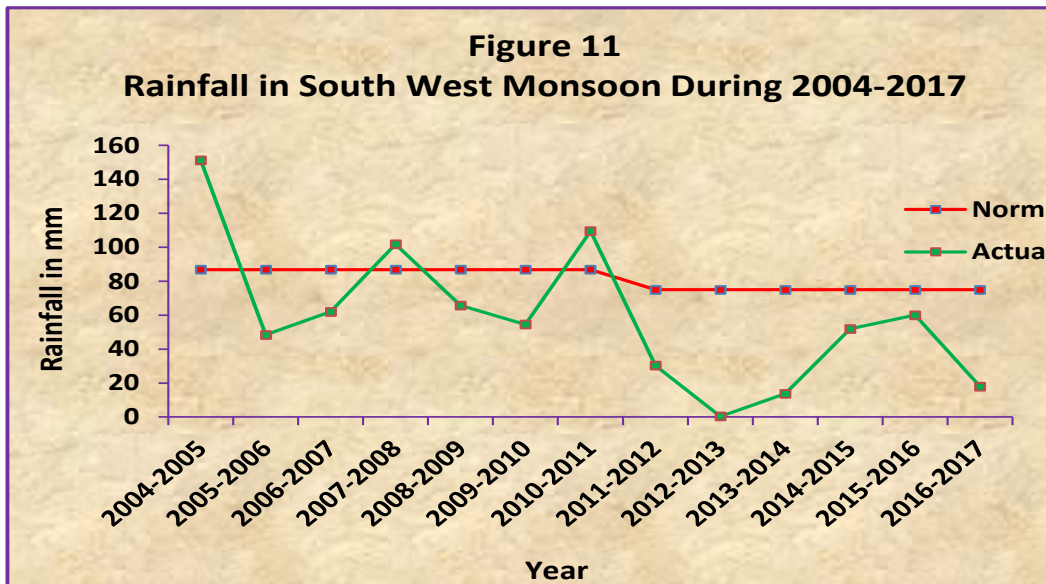
Source: Department of Economics and Statistics, Chennai-6

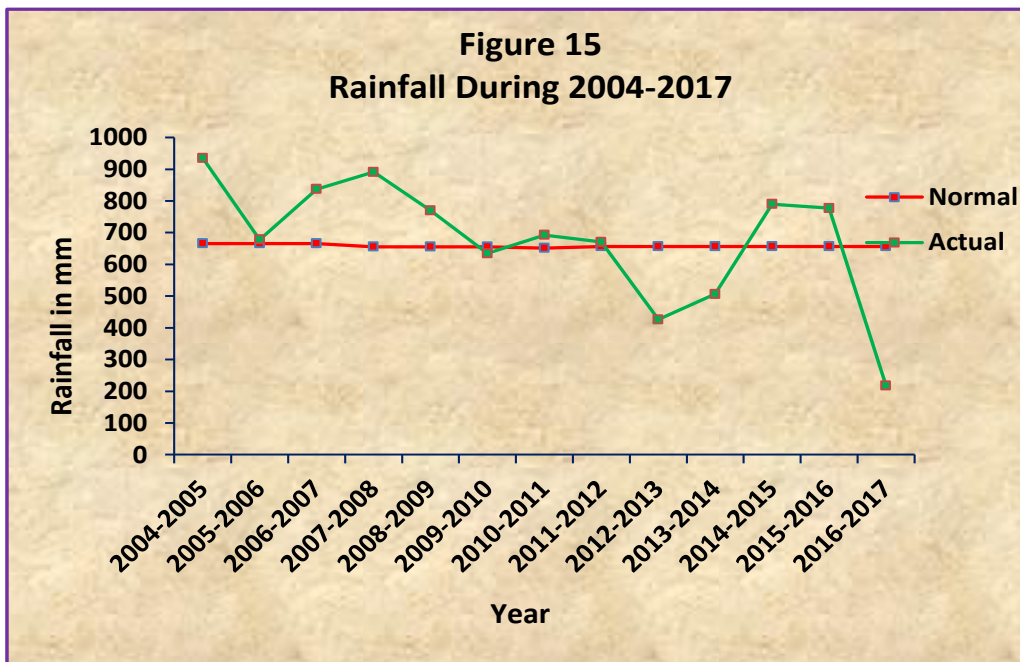
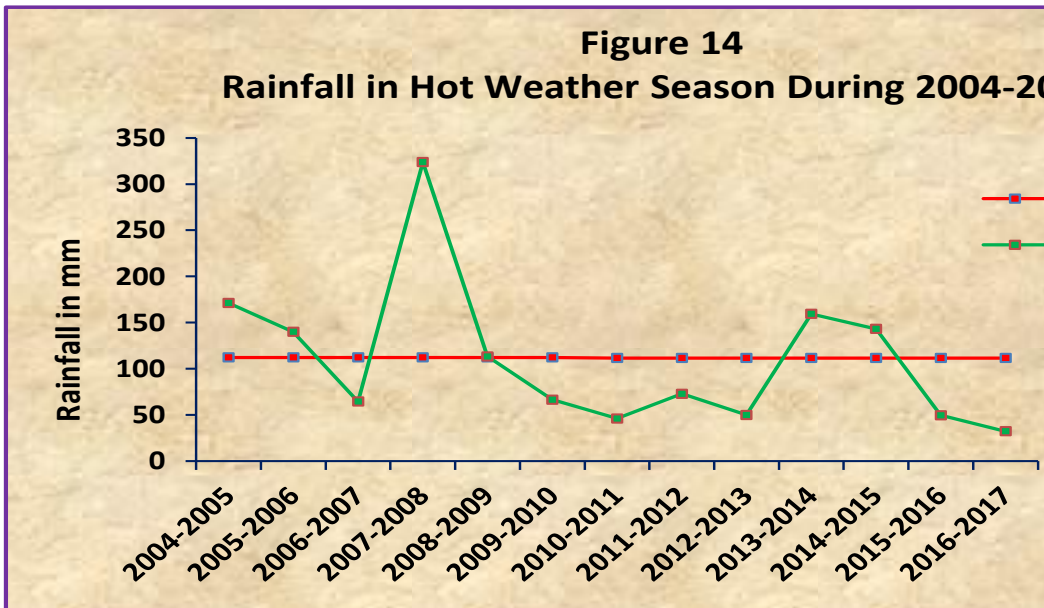
2.3 Time Series Data of Rainfall by Seasons

Year: 2016-2017

Sl.No	Year	South West Monsoon		North East Monsoon		Winter Season		Hot Weather Season		Total		% Deviation (+ or - or =) from Normal
		Normal	Actual	Normal	Actual	Normal	Actual	Normal	Actual	Normal	Actual	
1	2004-2005	86.8	151.1	410.1	551.4	46.6	61.5	112.2	171.1	665.7	935.1	+42.6
2	2005-2006	86.8	48.4	410.1	453.6	46.6	36.1	112.2	139.9	665.7	678.0	+3.4
3	2006-2007	86.8	62.0	410.1	670.6	46.6	40.2	112.2	64.4	665.7	837.2	+27.7
4	2007-2008	86.8	101.7	410.1	370.4	46.6	94.9	112.2	323.9	655.7	890.9	+35.8
5	2008-2009	86.8	65.7	410.1	584.10	46.6	7.0	112.2	113.3	655.7	770.1	+17.45
6	2009-2010	86.8	54.5	410.1	490.5	46.6	23.3	112.2	66.4	655.7	634.7	-3.20
7	2010-2011	86.8	109.5	410.1	523.5	42.8	13.7	111.6	46.0	651.3	692.7	+64
8	2011-2012	74.9	30.3	427.0	550.9	42.8	16.2	111.6	72.8	656.3	670.2	2.1
9	2012-2013	74.9	0.4	427.0	330.4	42.8	45.5	111.6	49.9	656.3	426.2	-35
10	2013-2014	74.9	13.8	427.0	301.6	42.8	31.4	111.6	159.4	656.3	506.2	-22.9
11	2014-2015	74.9	51.9	427.0	585.6	42.8	9.6	111.6	143.1	656.3	790.2	20.4
12	2015-2016	74.9	60.0	427.0	664.3	42.8	3.4	111.6	49.5	656.3	777.2	18.4
13	2016-2017	74.9	18	427.0	152.6	42.8	14.7	111.6	32.2	656.3	217.4	-66.9

Source: Department of Economics and Statistics, Chennai.-6





3. AGRICULTURE

3.1. Soil Classification

Year: 2016-2017

Sl.No. (1)	Type of Soil (2)	Places in District (3)
1.	Red Loam	Udangudi, Kayatar, Sattankulam
2.	Lateritic Soil	Srivaikuntam, Tiruchendur
3.	Black Soil	Kovilpatti, Kayatar, Vilathikulam, Thoothukudi and Ottapidaram
4.	Sandy Coastal Alluvium	Tiruchendur
5.	Red Sandy Soil	Udangudi, Sattankulam, Srivaikuntam, Karungulam, Ottapidaram, Vembar

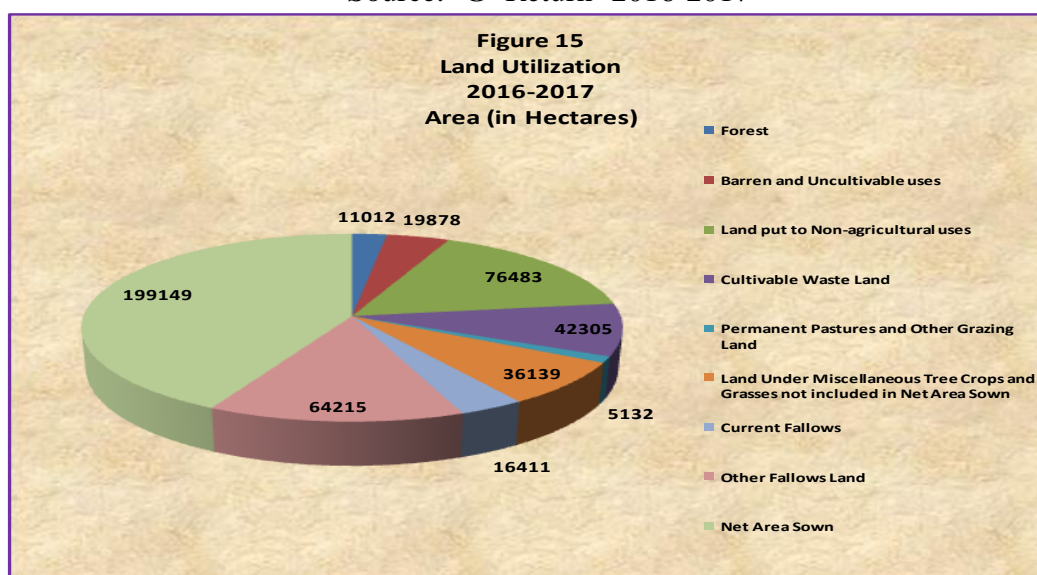
Source: Department of Economics and Statistics, Chennai.-6

3.2. Land Utilization

Year: 2016-2017

Sl.No	Classification	Area (in Hectares)
1	Forest	11012
2	Barren and Uncultivable uses	19878
3	Land put to Non-agricultural uses	76483
4	Cultivable Waste Land	42305
5	Permanent Pastures and Other Grazing Land	5132
6	Land Under Miscellaneous Tree Crops and Grasses not included in Net Area Sown	36139
7	Current Fallows	16411
8	Other Fallows Land	64215
9	Net Area Sown	199149
10	Geographical Area According to Village Papers	470724

Source: 'G' Return -2016-2017



3.3 Area of Important Crops

Year:2016-2017

Sl. No	Crops	Area (In Hectares)
1.	Paddy	4807
2.	Cumbu	9025
3.	Cholam	8429
4.	Maize	33211
5.	Blackgram	54337
6.	Greengram	34360
7.	Groundnut	788
8.	Gingelly	396
9.	Sunflower	2630
10.	Chillies	11614
11.	Coriander	2694
12.	Onion	2873

Source: G return -2016-2017

3.4. Area and Production of Important Crops

Year: 2014-15

Sl. No.	Crops	Area (Hectares)	Production in Tonnes	Productivity Kg. /hec.	% to the total area sown
(1)	(2)	(3)	(4)	(5)	(6)
1.	A. FOOD GRAINS				
	A) CEREALS & MILLETS				
	1.Paddy	16281	84111	5166	8.24
	2.Ragi	34	143	4198	0.02
	3.Cholam(Jowar)	18107	62685	3462	9.16
	4.Cumbu(Bajra)	12806	36519	2852	6.48
	5.Maize	15650	80622	5152	7.92
2.	b) PULSES				
	1.Blackgram	32343	31204	965	16.36
	2.Greengram	44153	4560	1033	22.33
	3.Bengal gram	64	36	557	0.03
3.	C. OIL SEEDS				
	1.Groundnut	821	2503	3047	0.29
	2.Gingelly	793	245	308	0.46
	3.Sunflower	2676	2858	1068	1.00
5.	SPICES & CONDIMENTS				
	1.Chillies	11402	6930	608	5.77
	2.Coriander	2516	2208	878	1.27
4.	D. OTHER CROPS				
	1.Cotton	7361	35450* (bales)	8110	2.27

Source: Department of Economics and Statistics, Chennai.-6 Season and Crop Report

*(170Kg Lint each)

3.5. Agricultural Implements and Machinery

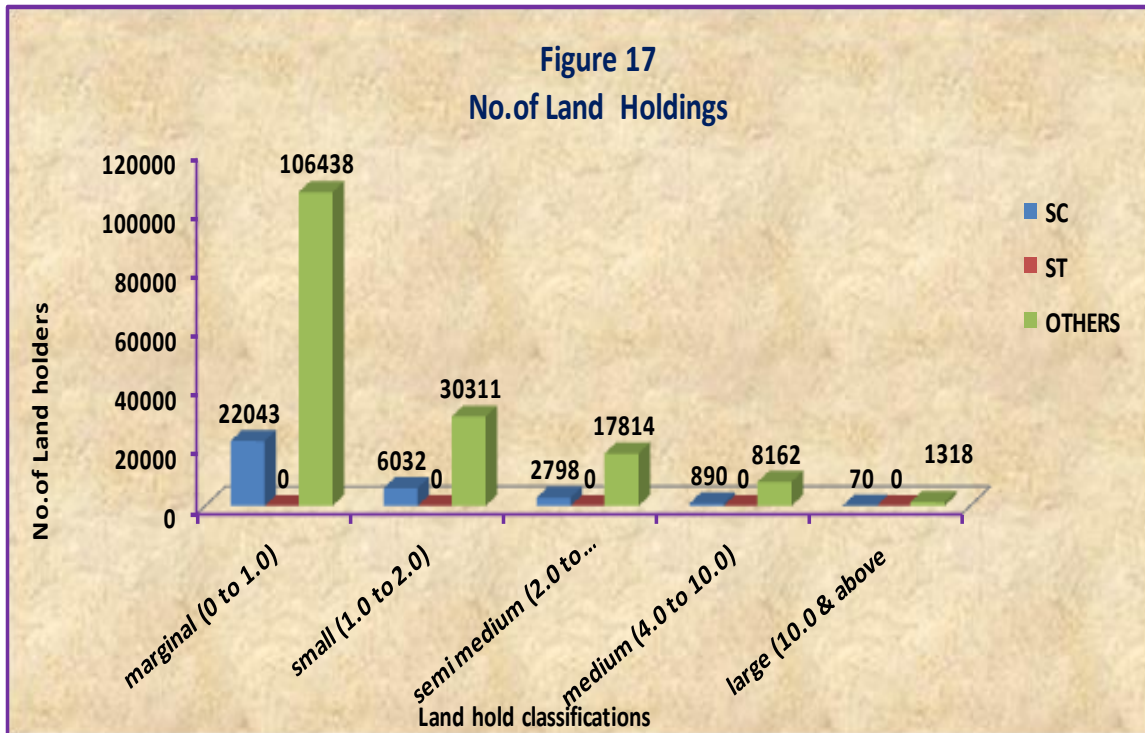
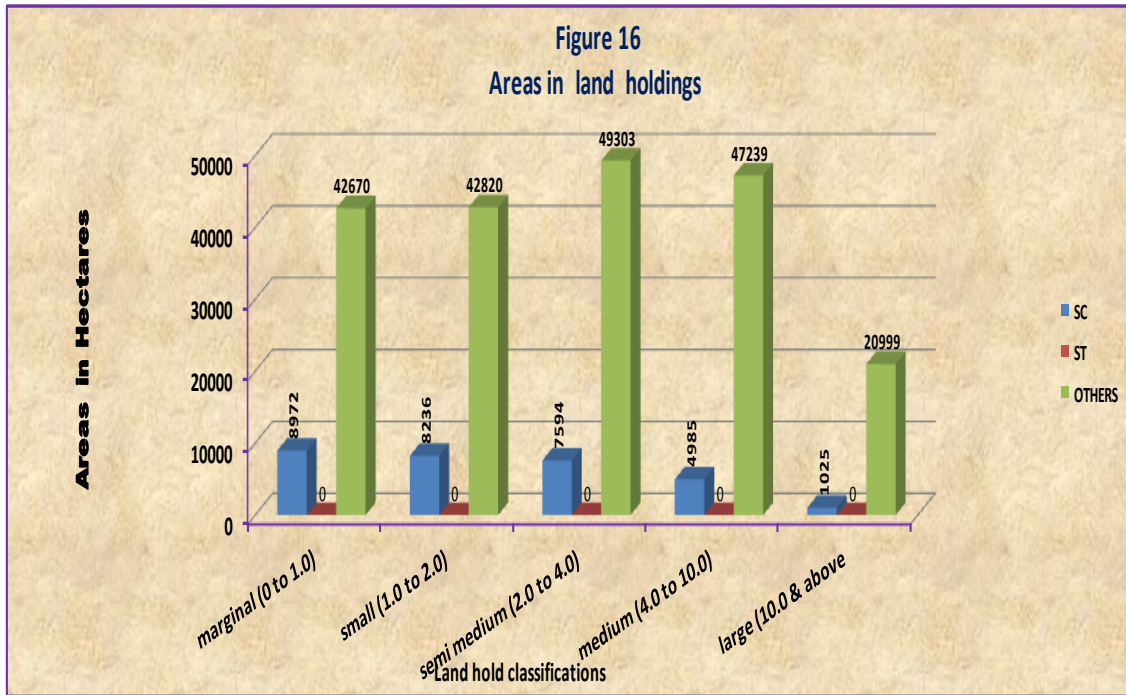
Sl.No. (1)	Item (2)	2013 (6)
1.	Tractor	1860
2.	Power Tiller	141
3.	Paddy Transplanter	3
4.	Power weeder	59
5.	Combine Harvester	3
6.	Multi crop Thresher	40
7.	Cultivator	1692
8.	Rotavator	147
9.	Dis Plough	1567
10.	Mould Board Plough	215
11.	Power Sprayer	296
12.	Hand Sprayer	572
13.	Bund farmer	63
14.	Land leveler	4
15.	Seed Drill	2
16.	Paddy Drum seeder	1
17.	Dry land Weeder	14

Source: Joint Director of Agriculture

3.6 Operational Land Holdings Number and Area in 2010-2011

Land Holders Classification	Size Class of holdings (Hectares)	Number of Holdings				Area (in Hectares)			
		S.C.	S.T.	OTHERS	TOTAL	S.C.	S.T.	OTHERS	TOTAL
	(1)	(2)	(3)	(4)	(5)	(6)	(7)	(8)	(9)
Marginal	Below 0.5	14440	-	71857	86297	3517	-	17732	21249
	0.5-1.0	7603	-	34581	42184	5455	-	24938	30393
	Total	22043		106438	128481	8972		42670	51642
Small	1.0-2.0	6032	-	30311	36343	8236	-	42820	51056
Semi - medium	2.0-3.0	1994	-	11812	13806	4827	-	28687	33514
	3.0-4.0	804	-	6002	6806	2767	-	20616	23383
	Total	2798		17814	20612	7594		49303	56897
Medium	4.0-5.0	403	-	3278	3681	1794	-	14562	16356
	5.0-7.5	382	-	3495	3877	2280	-	20857	23137
	7.5-10.0	105	-	1389	1494	911	-	11820	12731
	Total	890		8162	9052	4985		47239	52224
Large	10.0-20.0	66	-	1129	1195	860	-	14866	15726
	20 & above	4	-	189	193	165	-	6133	6298
	Total	70		1318	1388	1025		20999	22024
Grand Total		31833	-	164043	195876	30812	-	203031	233843

Source: 9th Agricultural Census -2010-2011



3.7. Consumption of Chemical Fertilisers and Pesticides

Year : 2016-2017

Fertilisers (in Tonne)				Pesticides		Urea (Tonne)
Nitrogenous (N)	Phosphatic (P2 O5)	Pottassic (K2 O)	Total (NPK)	Dust (Kgs.)	Liquid (Lit.)	
(1)	(2)	(3)	(4)	(5)	(6)	(7)
24750	15170	1790	41710	13130	21510	4355

Source: Joint Director of Agriculture, Thoothukudi.

3.8 Regulated Markets

Year:2016-2017

No. of Regulated Markets	No. of Sub Regulat ed Markets	Quantity arrivals (‘in M.T.’)	Receipts (Rs.in Lakhs)					
			Cotton	Chillies	Corrri -ender	Black- gram	Paddy	Groun d nut
(1)	(2)	(3)	(4)	(5)	(6)	(7)	(8)	(9)
1. Kovilpatti	--	5413.47	23.80	0.03	0.02	2.06	0.06	0.06
2. Thoothuk udi	--	5098.00	22.16	1.78	0.25	0.05	0.62	
3. Pudur	--	2802.00	4.09	1.19	0.12	0.11		
4. Kadambur	--	2230.00	11.23				0.03	
5. Kaluguma lai	--	2629.00	5.61		0.01	0.29	0.25	1.87
6. Srivaikunt am	--	6493.00	3.69				7.55	0.06
7. Vilathikul am	--	2827.00	0.23	15.48	0.15	0.16	0.02	
8. Ettayapur am	--	1653.00	6.90			0.40		
9. Sattankulam	-	3878.00	3.16					
TOTAL		33023.47	80.87	18.48	0.55	3.07	11.65	2.06

Source: Secretary, Marketing Committee, Tirunelveli.

3.9. Crop Insurance Scheme for the Fasli Year -1426

Year-2016-2017

Sl. No.	Name of the Crop	No. of blocks notified	No. of Experiments			Premium collected (in Lakhs)			No. of Beneficiaries	Total Insurance Amount (in Lakhs)
			Planned	Conducted	No Crop	Loanee Farmer	Non-loanee Farmer	Total		
(1)	(2)	(3)	(4)	(5)	(6)	(7)	(8)	(9)	(10)	(11)
1	Paddy2 (samba)	12	620	370	250	2415	529609	532024	650	532024
2	Paddy3 (Kodai)	5	348	96	252	-	957413	957413	1552	957413
3	Banana	10	100	72	-	935977	1055568	1,991,545	300	1,991,545
4	Chillies	5	112	106	6	29697	17611308	17,641005	8878	17641005
5	Maize	8	1016	1000	16	266491	14090587	14357078	19540	14357078
6	Blackgram	9	1156	1064	92	33335	19964262	19997597	34697	19997597
7	Greengram	9	1060	1060	-	21218	10683442	10704660	20911	10704660
8	Cholam (Jowar)	7	260	216	44	47	1381104	1381151	4395	1381151
9	Cumbu (Bajra)	7	280	274	6	684	2004371	2005055	6248	2005055
10	Onion	5	68	60	8	-	3267262	3267262	4985	3267262
11	Sunflower	5	240	158	82	-	709204	709204	1837	709204
12	Cotton	9	408	384	24	30530	6070253	6100783	6082	6100783
13	Gingelly	5	150	144	6	318	22940	23258	194	23258
14	Sugarcane	5	36	-	-	-	16072	16072	11	16072
15	Groundnut	5	52	46	6	4696	87316	92012	125	92012
	Total	-	5906	5050	792	1325408	78450710	79776118	110405	79776118

Source: General Manager, Central Co-operative Bank, Thoothukudi (Crop Insurance) 2015-2016

Insurance Premium Collected – Rs.502.63 –Lakhs

2016-2017 Insurance Premium Collected – Rs.797.76 –Lakhs

3.10 Sericulture

Year: 2016-2017

Name of the block	Area under Mulbery (In Acres)	Production of Cocoons (in Kgs)	Value in Rupees
1.Pudur	2.50	510	2,37,500
2.Vilathikulam	11.00	712	3,20,410
3.Kayathar	10.00	720	3,24,000
4.Srivaikundam	12.00	1510	7,12,500
5.Kovilpatti	30.50	7520	35,62,570
6.Sathankulam	22.00	200	94,500
7.Alwarthirunagari	4.00	1250	5,93,750
8.Thoothukudi	2.50	510	2,16,750
9.Ottapidaram.	8.50	1440	6,84,000
10.Thiruchendur	3.00	320	1,36,000
Total	106.00	14692.00	68,81,980

Source : Assistant Director of Sericulture, Thenkasi.

4. IRRIGATION

4.1 Sources of Water Supply

Year:2016-2017

Sl.No.	Name of the District	Canals		Wells used for irrigation purpose only & borewell	Tube Wells	Reservoirs	Tanks (Nos.)
		Numbers	Length (Km.)				
(1)	(2)	(3)	(4)	(5)	(6)	(8)	(9)
1	Thoothukudi	4	78	22549	588	--	651

Source: G' Return-2016-2017

4.2 Actual area irrigated by sources

Year: 2016-2017

Source (1)	Number (2)	Area Irrigated in Hec.	
		Net (3)	Gross (4)
<u>I.Surface Water:</u>			
1. Canals			
i) Government Canals	4	7119	7228
ii) Private Canals			
2. Tanks			
i) Large	107	4105	4230
ii) Small	544		
3. Flow Irrigation			
i) Major & Medium	-	-	-
ii) Minor			
4. Lift Irrigation:			
i) Major & Medium	-	-	-
ii) Minor			
5. Ponds			
i) Lift Irrigation	-	-	-
iii) Minor			
6. Other Sources:			
i) Lift Irrigation	-	-	-
ii) Flow Irrigation			
<u>II Ground Water:</u>			
1. Public	3	-	-
2. Private Tube Wells & bores	585	1408	1424
3. Dug Wells	21859	15288	15348

Source: 'G' Return-2016-2017

4.3 Area Irrigated by Major Crops

Year: 2016-2017

Sl.No.	Crop	Area (in Hectare)
(1)	(2)	(3)
1	Paddy	4808
2	Cholam	12
3	Cumbu	62
4	Maize	384
5	Cotton	467
6	Greengram	4
7	Blackgram	61
8	Chillies	964
9	Sugarcane	163
10	Onion	143
11	Gingelly	21
12	Groundnut	173
13	Coconut	6013
14	Banana	9515

Source: 'G' Return-2016-2017

4.4 Details of Dams, Tanks, Wells and Bore Wells

Year: 2016-2017

Sl.No.	Name of the District	Dams					Tanks				No.of Wells in use	No.of Bore wells
		Catchment area	Water spread	Height	Capacity	Length of canals	Water spread	Capacity	Height	Length of canals		
(1)	(2)	(3)	(4)	(5)	(6)	(7)	(8)	(9)	(10)	(11)	(12)	(13)
Thoothukudi	--	--	--	--	--	--	--	--	--	78	22549	102

Source: 'G' Return-2016-2017

5. ANIMAL HUSBANDARY

5.1 Livestock Population

Year: 2016-2017

Sl.No.	Classification	Numbers
(1)	(2)	(3)
I.	CATTLE	
1.	a) MALE:	2622
	1. Under one year	
	2. 1 to 2.5 Years	4375
	3. Over 2.5 years	9424
	Total	16421
	b) FEMALE:	12577
	1. Under one year	
	2. 1 to 2.5 Years	20052
	3. Over 2.5 years	76754
	Total	109383
	Cattle Total	125804
2.	Sheep	188128
3.	Goats	310297
4.	Horses and Ponies	7
5.	Pigs	1068
6.	Mules	3120
7.	Camels	0
8.	Donkeys	836
9.	Domestic Dogs	33955
	Total Livestock	598189
II.	POULTRY	327751
1.	Fowls	116621
2.	Ducks	1340
	Total Poultry	445712
	Grand Total	1110186

Source: Regional Joint Director of Annimal Husbandry. Thoothukudi

5.2 Veterinary Institutions and Animals Treated Blockwise

Year: 2016-2017

Sl. No	Name of the Block	Veterinary Institutions				Sub - centres	Other Units		Animals treated	Castration performed
		Polyclinic	Hospitals	Dispensaries	Clinician Centres		Animal disease investigation unit	Mobile units		
(1)	(2)	(3)	(4)	(5)	(6)	(7)	(8)	(9)	(10)	(11)
1	Thoothukudi	-	-	6	1	4	1	-	65399	9840
2	Karungulam	-	-	7	-	-	-	-	31860	2520
3	Srivaikuntam	-	1	4	-	5	-	-	64812	5719
4	Sattankulam	-	-	5	-	3	-	-	42157	1025
5	Tiruchendur	-	-	5	-	-	-	-	33716	2282
6	Alwarthirunagari	-	-	6	-	-	-	-	41385	3689
7	Udangudi	=-	-	4	-	2	-	-	26632	395
8	Kayatar	-	-	7	-	1	-	-	72200	11210
9	Kovilpatti	-	1	6	-	6	-	1	89962	21290
10	Ottapidaram	-	-	7	-	3	-	-	73960	55300
11	Vilathikulam	-	-	5	-	6	-	-	40310	3300
12	Pudur	-	-	5	-	4	-	-	48680	3680
	Total	-	2	67	1	34	1		631073	120250

Source: Regional Joint Director of Animal Husbandry, Thoothukudi.

5.3. Number of Veterinary Hospitals

Year: 2016-2017

Sl.No.	Name of the Division	Number of	
		Government Hospitals	Private Hospitals
(1)	(2)	(3)	(4)
1	Thoothukudi(Clinician centres)	1	--
2	Srivaikuntam	1	--
3	Kovilpatti	1	--

Source: Regional Joint Director of Animal Husbandry, Thoothukudi

5.4 Dairy Development

Year: 2016-2017

Sl.No.	Name of the Block	No. of milk Societies	Quantity of milk produced (In Litres)	Value of milk produced (Rs.in Lakhs.)
(1)	(2)	(3)	(4)	(5)
1	Thoothukudi	30	597720	155.40
2.	Srivaikuntam	24	73409	19.08
3.	Karungulam	52	1878629	488.44
4.	Alwarthirunagari	26	530510	137.93
5.	Tiruchendur	13	129802	33.75
6.	Udangudi	11	143561	37.32
7.	Sathankulam	33	1031929	268.30
8.	Kovilpatti	36	3114929	809.88
9.	Kayathar	54	4023537	1046.12
10.	Vilathikulam	13	97559	25.37
11.	Pudur	16	14860	3.86
12.	Ottapidaram	37	800338	208.09
	TOTAL	345	12546783	3233.54

Source: Deputy Registrar (Dairying), Tirunelveli.

5.5 Poultry Development Centre

Year:2016-2017.

Sl.No.	Name of the Block	Broiler (No's)	Layer (No's)
(1)	(2)	(3)	(4)
1.	Tuticorin	Nil	-
2.	Kovilpatti	-	-
3.	Srivaikuntam	Nil	-
4.	Karungulam	Nil	-

Source: AD-Animal husbandary

5.6 Fisheries Development and Production

5.6A Production in Marine Fish

Year: 2016-2017

Sl.No	Fishing centres	Marine fish catch (Production in tonne)	Number of Fisherman engaged
(1)	(2)	(3)	(4)
1	Vembar	3570	791
2	Keela Vaippar	1010	605
3	Sippikulam	590	257
4	Pattinamarudur	90	167
5	Tharuvaikulam	7149	1849
6	Vellapatti	840	359
7	T. Saveriyarpuram	390	533
8	Siluvaipatti	350	679
9	Loorthamalpuram	160	835
10	Thoothukudi North	3220	7365
11	Thoothukudi South	360	-
12	Ratchanyapuram	150	178
13	Palayakayal	510	150
14	Punnakayal	214	1500
15	kombudhurai (Kayalpattinam)	960	189
16	Singidurai (Kayalpattinam)	1300	401
17	Veerapandianpattinam	1010	396
18	Amali Nagar	1300	624
19	Aalantalai	1350	782
20	Kulasekarapattanam	120	313
21	Manapad	3250	1191
22	Periyathalai	2570	1380
23	Periyasampuram	210	329
24	Puthiya Thuraimugam	13620	234
	TOTAL	46219	21107

Source: Assistant Director of Fisheries, Thoothukudi

5.6B Production in Inland Fish

Sl.No	Name and Address of Fishing centres	Inland fish catch (tonne)
(1)	(2)	(3)
1	Srivaikundam	1.000
2	Kadampakulam	0.200
3	Eral	0.250
4	Alwarthirunagari	0.200
5	Udangudi	0.300
6	Sathankulam	0.250
7	Pudukottai	0.300
8	Sayarpuram	0.150
9	Vallanad	0.150
10	Perunkulam	0.300
11	Kulayankarisal	0.300
12	Mukkani	0.200
13	Arumuganeri	0.150
14	Tiruchendur	0.350
	Inland Fish Sub Total	4.100
15	Fresh water Prawn Culture	348.000
	Total Inland Fish Production	352.100

6. BANKING AND INSURANCE

6.1 No.of Commercial Bank

Year: 2016-2017

Items	No.of Banks	Deposits (Rs. In crores)	Advances (Rs. In crores)	Credit Deposit Ratio	Sector wise CreditDetails (Rs. In 000's)		
					Priority Sector	SSI	Agriculture
Public Sector Banks	213	6873	6324	92	59561243	8246158	21332085
Private Sector Banks	57	2988	2959	99	1698524	1951095	6445271
Total	270	9861	9283	191	61259767	10197253	27777356

Source: AGM/LEAD District Manager Thoothukudi

6.2 Insurance Scheme

Year: 2016-2017

Name of the Insurance	No.of Branches	Policies Issued	Sum Assured (in Crores)	No.of Beneficiaries	Amount paid as compensation (in Crores)
(1)	(2)	(3)	(4)	(5)	(6)
1. L.I.C.	16	116630	2430.35	125350	510.14
3.Oriental Insurance Co, Ltd., Thoothukudi (2015-16)	2	24920	9.8	720	6.12

Source: Concerned Insurance Institutions.& Superintendent of Post office, Kovilpatti and Thoothukudi.

7. CO-OPERATIVE SOCIETIES

Year: 2016-2017

Sl.No.	Type of Societies	No.of Societies	Member -ship	Share Capital	Working Capital	Loans Advanced	Loan out standing	Loans Overdue	No. of Employees
(1)	(2)	(3)	(4)	(5)	(6)	(7)	(8)	(9)	(10)
1.	District central Co-operative Bank	1	579	1593.51	57224.27	77614.30	44463.32	4574.00	123
2.	District Co-operative Union	1	761	0	0	0	0	0	0
3.	Dist. Co-operativewholesale stores	1	2186	32.37	100.83	0.00	14.47	14.47	52
4.	District Co-operative printing press	1	305	11.58	24.10	0.00	0.00	0.00	13
5.	Primary agricultural credit society	151	263782	1901.9	54907.59	52006.89	45619.12	2036.08	735
6.	Primary Co-op Agricultural and rural development bank	3	14545	75.9	1727.24	1297.48	1062.38	259.90	8
7.	Co-operative Urban Bank	8	126151	1424.72	248076.15	211715.10	27470.71	1843.15	107
8.	Employees Co-operativeThrift and credit society	53	17003	2846.12	18583.22	11644.44	17193.39	188.79	66
9.	Co -operative marketing society	3	25765	38.95	698.08	397.51	319.78	8.00	15
10.	Primary Co-operative store	26	24426	30.52	270.29	0	0	0	78
11.	Student Co-operativestores	6	3436	0.95	18.11	0	0	0	1
12.	Labour contract Co-operative societies	0	0	0	0	0	0	0	0
13.	Salt producers Co-operative society	3	827	2.86	50.11	0	0	0	0
14.	Co-operative land colonization society	1	52	0.10	0.17	0	0.11	0.11	0
15.	Co-operative canteen	1	785	0.28	47.37	0	0	0	31
16.	Urban co-operative credit society	4	5719	41.27	1083.43	1154.97	879.37	92.95	5

Source: Joint Registrar Co-op. Societies, Thoothukudi.

8. CIVIL SUPPLIES

8.1 No.of Fair Price Shops

Year: 2016-2017

Sl.No.	Name of the Taluk	No.of Shops
(1)	(2)	(3)
1.	Thoothukudi	153
2.	Srivaikundam	117
3.	Thiruchendur	165
4.	Sattankulam	73
5.	Kovilpatti	92
6.	Ottapidaram	87
7.	Vilathikulam	117
8.	Ettayapuram	66
9.	Kayathar	87
	Total	957

Source: District Supply Officer, Thoothukudi.

8.2 Quantum of Essential Commodities Distributed and their Retail Prices

Sl. No.	Name of the Commodity Issued	Price per (Kg.)	Scale of Supply																				
(1)	(2)	(3)	(4)																				
1.	Rice	free	1.0 Unit -12kg 1.5 Unit - 14kg 2.0 Unit - 16kg 2.5 Unit - 18kg 3.0 and 3.5 unit - 20kg 4 and above - 5kg/head																				
2	Wheat	Rs.7.50	Either purchase Rice or Wheat or partially																				
3	Sugar	Normal card Rs.25 AAY Card Rs.13.50	1 member - 1/2kg 2 member - 1 kg 3 member -1 1/2kg 4 & above -2kg Option Sugar -Additional 3Kg.																				
4.	Kerosene	Rs.12.10	<table border="1" style="width: 100%; border-collapse: collapse;"> <thead> <tr> <th style="text-align: center;">Location</th> <th style="text-align: center;">No LPG</th> <th style="text-align: center;">One LPG</th> <th style="text-align: center;">Two LPG</th> </tr> </thead> <tbody> <tr> <td style="text-align: center;">Dist H.Qrs./</td> <td style="text-align: center;">10</td> <td style="text-align: center;">3</td> <td style="text-align: center;">Nil</td> </tr> <tr> <td style="text-align: center;">Municipal</td> <td style="text-align: center;">6</td> <td style="text-align: center;">3</td> <td style="text-align: center;">Nil</td> </tr> <tr> <td style="text-align: center;">Town</td> <td style="text-align: center;">5</td> <td style="text-align: center;">3</td> <td style="text-align: center;">Nil</td> </tr> <tr> <td style="text-align: center;">Village</td> <td style="text-align: center;">3</td> <td style="text-align: center;">3</td> <td style="text-align: center;">Nil</td> </tr> </tbody> </table>	Location	No LPG	One LPG	Two LPG	Dist H.Qrs./	10	3	Nil	Municipal	6	3	Nil	Town	5	3	Nil	Village	3	3	Nil
Location	No LPG	One LPG	Two LPG																				
Dist H.Qrs./	10	3	Nil																				
Municipal	6	3	Nil																				
Town	5	3	Nil																				
Village	3	3	Nil																				
Special Commodities																							
5.	Palm Oil	Rs.25	1 litre																				
6.	Toor Dhall	Rs.30	1 Kg																				
7.	Others 1.Ooty Tea 2.Iodised Salt	Rs.13.00 Rs.3.50	(100gram) No Limit (Per Kg) No Limit																				

Source: District Supply Officer, Thoothukudi.

8.3 No.of Ration Cards

Year: 2016-2017

Sl. No	Type of Card	Commodities entitled	No. of cards entitled
1	Green Cards (Rice Option Cards)	All Commodities	428316
2	White Cards Sugar Option Cards	All Commodities except rice	24487
	No Commodity Cards		610
3	Khaki cards (Police Cards)	All Commodities	NA
		TOTAL	453413

Source: District Supply Officer, Thoothukudi.

8.4 Quantity Supplied

a) Rice:

Month wise Allotment and Offtake of Rice
During 2016-2017

Month	Requirement (MT)	Opening Balance (MT)	Allotment (MT)	Liftment (MT)	Sales (MT)	C.B	Sales %
Apr-16	7313.42	1264.74	5577.60	5569.23	5562.12	1271.85	76.05
May-16	7316.40	1271.89	5578.25	5572.73	5434.82	1409.75	74.28
Jun-16	7325.33	1409.75	5453.80	5452.61	5495.75	1366.62	75.02
Jul-16	7341.67	1366.62	5466.65	5458.78	5473.83	1351.58	74.56
Aug-16	7357.489	1351.58	5695.35	5696.28	5366.69	1681.17	72.94
Sep-16	7404.15	1729.51	5609.65	5555.65	5474.97	1810.18	73.94
Oct-16	7431.016	1810.18	5621.55	5553.72	5624.24	1739.66	75.69
Nov-16	8531.13	1892.94	6664.22	5410.27	5147.61	2041.28	60.34
Dec-16	7908.73	2756.13	5379.40	8175.54	5799.48	4319.29	73.33
Jan-17	7685.25	1940.05	5655.11	6678.59	5626.71	2971.25	73.21
Feb-17	7265.49	1901.80	5364.52	6935.08	5662.33	3164.13	77.93
Mar-17	6833.20	1570.99	4604.61	6388.69	5182.35	2769.93	75.84

b)AAY –Rice:**Month wise Allotment and Offtake of Rice under AAY Scheme
During 2016-2017**

Month	Requirement (MT)	Opening Balance (MT)	Allotment (MT)	Liftment (MT)	Sales (MT)	C.B	Sales %
Apr-16	2423.050	336.842	2086.158	2085.690	2071.485	351.047	85.49
May-16	2422.700	351.047	2071.653	2071.551	2039.822	382.776	84.20
Jun-16	2422..00	382.776	2038.836	2037.448	2035.775	384.449	84.05
Jul-16	2420.32	384.449	2035.956	2034.985	2030.207	389.227	83.88
Aug-16	2418.85	389.227	2029.367	2025.954	1952.376	462.805	80.72
Sep-16	2418.85	462.805	2029.367	2025.954	1952.376	462.805	80.72
Oct-16	2323.16	462.805	1998.746	1888.996	1918.263	296.159	82.57
Nov-16	2256.205	296.159	1885.825	1549.118	1684.733	204.948	74.67
Dec-16	2164.365	204.948	1840.824	2832.349	1877.204	1081.142	86.73
Jan-17	2135.700	1081.142	1885.538	2266.538	1839.442	667.432	86.13
Feb-17	2070.320	667.432	1810.074	2415.366	1853.046	813.911	89.51
Mar-17	2056.530	813.911	1851.295	2517.186	1820.295	899.106	88.51

c) Sugar:**Month wise Allotment and Offtake of Sugar
During 2016-2017**

Month	Requirement (MT)	Opening Balance (MT)	Allotment (MT)	Liftment (MT)	Sales (MT)	C.B	Sales %
Apr-16	926.529	57.322	860	859.502	871.25	45.574	94.03
May-16	927.036	45.574	860	859.777	861.774	43.577	92.96
Jun-16	927.881	43.577	860	859.661	862.283	40.955	92.93
Jul-16	929.052	40.955	860	858.661	846.255	53.361	91.09
Aug-16	930.732	53.361	860	859.927	837.53	75.758	89.99
Sep-16	932.656	75.758	856.898	839.319	839.706	75.371	90.03
Oct-16	934.077	75.371	859.874	840.004	843.915	71.460	90.35
Nov-16	922.959	97.562	830.595	671.087	642.270	114.336	69.59
Dec-16	857.623	155.650	749.391	1168.896	762.007	433.897	88.85
Jan-17	832.439	79.997	753.989	909.734	729.291	250.484	87.61
Feb-17	785.041	87.994	696.935	963.697	704.496	343.965	89.74
Mar-17	736.985	76.267	660.332	934.245	705.433	304.005	95.72

d) Kerosene:**Month wise Allotment and Offtake of Kerosene
During 2016-2017 (in Litres)**

MONTH & YEAR	OPENING BALANCE	ALLOTMENT	LIFTMENT (K.L)	LIFT %	CLOSING BALANCE (LITRE)
Apr-16	38	672	672	100	36
May-16	36	672	672	100	43
Jun-16	43	672	672	100	42
Jul-16	42	612	612	100	50
Aug-16	50	600	600	100	45
Sep-16	45	600	600	100	40
Oct-16	40	564	564	100	25
Nov-16	25	600	600	100	42
Dec-16	42	588	588	100	50
Jan-17	50	588	588	100	51
Feb-17	51	528	528	100	73
Mar-17	73	600	600	100	97

e)Wheat:**Month wise Allotment and Offtake of Wheat
During 2016-2017**

Month	Require - ment (MT)	Opening Balance (MT)	Allotment (MT)	Liftment (MT)	Sales (MT)	C.B	Sales %
Apr-16	479.81	76.062	417.000	416.623	409.044	83.641	85.25
May-16	480.302	83.641	417.000	416.51	395.388	104.763	82.32
Jun-16	481.165	104.763	417.000	417.043	414.631	107.175	86.17
Jul-16	482.052	107.175	417.000	416.349	425.089	98.435	88.18
Aug-16	482.978	98.435	417.000	417.413	425.741	90.107	88.15
Sep-16	484.182	90.107	417.000	339.268	355.913	73.462	73.51
Oct-16	484.926	73.462	417.000	410.236	394.761	88.937	81.41
Nov-16	2797.655	99.635	338.067	286.439	305.757	74.273	10.93
Dec-16	2579.925	94.226	328.556	429.062	337.310	146.790	13.07
Jan-17	2565.745	59.819	219.597	238.373	208.756	83.159	8.14
Feb-17	2554.530	65.577	105.136	147.900	109.291	103.477	4.28
Mar-17	2375.470	62.332	339.057	425.336	371.478	115.405	15.64

f) Toor Dhall:**Month wise Allotment and Offtake of Toor Dhall
During 2016-2017**

Month	Requirement (MT)	Opening Balance (MT)	Allotment (MT)	Liftment (MT)	Sales (MT)	C.B	Sales %
Apr-16	479.81	6.024	336.000	333.924	333.451	6.497	69.50
May-16	480.302	6.497	336.000	287.789	287.003	7.283	59.75
Jun-16	481.165	7.283	336.000	212.929	214.805	5.407	44.64
Jul-16	482.052	5.407	336.000	181.333	178.159	8.581	36.96
Aug-16	482.978	8.581	336.000	212.973	214.148	7.406	44.34
Sep-16	484.182	7.406	336.000	161.827	161.776	7.457	33.41
Oct-16	484.926	7.457	336.000	54.5276	59.338	2.647	12.24
Nov-16	485.405	6.526	330.685	189.063	174.415	17.260	35.93
Dec-16	450.470	17.202	330.990	409.267	298.614	97.062	66.29
Jan-17	450.470	15.302	0.000	128.686	123.828	22.848	27.49
Feb-17	443.961	18.877	0.000	103.569	113.080	8.766	25.47
Mar-17	443.961	6.666	437.292	294.493	189.911	111.214	42.78

g) Urd Dhall:**Month wise Allotment and Offtake of Urd dhall
During 2016-2017**

Month	Requirement (MT)	Opening Balance (MT)	Allotment (MT)	Liftment (MT)	Sales (MT)	C.B	Sales %
Apr-16	479.810	5.233	105.000	83.187	83.743	4.677	17.45
May-16	480.302	4.677	105.000	12.811	15.379	2.109	3.20
Jun-16	481.165	2.109	105.000	85.999	80.916	7.192	16.82
Jul-16	482.052	7.192	105.000	66.876	64.293	9.775	13.34
Aug-16	482.978	9.775	105.000	71.123	71.722	9.176	14.85
Sep-16	484.182	9.176	105.000	100.258	94.686	14.748	19.56
Oct-16	484.926	14.748	105.000	76.979	73.956	17.771	15.25
Nov-16	----	----	----	----	----	----	----
Dec-16	----	----	----	----	----	----	----
Jan-17	----	----	----	----	----	----	----
Feb-17	----	----	----	----	----	----	----
Mar-17	----	----	----	----	----	----	----

Note: urd dhall not supplied from the month of Nov 2016

h.)Palmoelin:

**Month wise Allotment and Offtake of Palmoline
During 2016-2017**

Month	Require - ment (MT)	Opening Balance (MT)	Allotment (MT)	Liftment (MT)	Sales (MT)	C.B	Sales %
Apr-16	479.810	0.915	400.000	398.980	398.74	1.155	83.10
May-16	480.302	1.155	400.000	400.317	400.473	0.999	83.38
Jun-16	481.165	0.999	400.000	397.814	397.476	1.337	82.61
Jul-16	482.052	1.337	400.000	399.244	395.848	4.733	82.12
Aug-16	482.978	4.733	400.000	399.149	400.877	3.005	83.00
Sep-16	484.182	3.005	400.000	401.563	401.493	3.075	82.92
Oct-16	484.926	3.075	400.000	397.118	395.914	4.279	81.64
Nov-16	485.320	19.627	398.622	396.570	358.982	51.949	73.97
Dec-16	450.470	30.620	397.528	430.433	370.932	46.243	82.34
Jan-17	450.470	5.618	397.528	42.283	44.527	3.888	9.88
Feb-17	443.962	3.732	398.710	7.288	9.163	1.996	2.06
Mar-17	443.962	1.996	398.710	383.965	356.066	29.717	80.20

Source: District Supply Officer, Thoothukudi.

8.5 No.of L.P.G. Connections

Year: 2016-2017

Sl.No	Name of the Blocks/Municipalities	Government L.P.G. Connections		Private L.P.G. Connections	
		Single	Double	Commerci al	Non- Commercial
(1)	(2)	(3)	(4)	(5)	(6)
1	Thoothukudi District	3,61,358	3,10,262	730	175

Source for Private L.P.G: Sutha Gas Agency - Thoothukudi, Kumaran Gas Agency – Tiruchendur, Royal Gas Agency - Kovilpatti

8.6 No.of Persons Wating for L.P.G. Connections

Year: 2016-2017

Sl.No.	Name of the Blocks/Municipalities	Government L.P.G. Connections		Private L.P.G. Connections	
		Single	Double	Single	Double
(1)	(2)	(3)	(4)	(5)	(6)
1.	Thoothukudi District	NA	NA	NA	NA

9. COMMUNICATIONS

9.1 Post Offices Doing Postal Business Only

Year: 2016-2017

Sl. No.	Name of the Blocks/Municipalities	Post Office doing postal business only (Nos.)
(1)	(2)	(3)
1	Thoothukudi (including Corporation)	101
2.	Srivaikuntam	98
3.	Karungulam	1
4.	Alwarthirunagari	21
5.	Tiruchendur (including Municipality)	29
6.	Udangudi	30
7.	Sattankulam	42
8	Kovilpatti (including Municipality)	23
9.	Kayatar	24
10	Vilathikulam	14
11	Pudur	18
12.	Ottapidaram	13
	Total	414

Source: Senior Supt. of Post Offices, Thoothukudi & Kovilpatti.

9.2 Post Office Doing Post and Telegraphic Business

Year: 2016-2017

Sl.No	Name of the Blocks/Municipalities	Post Office doing Post and Telegraphic business (Nos.)
(1)	(2)	(3)
1	Nil	Nil

Source: District Head Post Office, Thoothukudi & Kovilpatti

9.3 Telegraph Office

Year:2016-2017

Sl.No	Name of the District	No.of Telegraph Office
1	Thoothukudi	Nil

Source: General Manager, BSNL, Thoothukudi.

9.4 No.of Telephone Exchanges, Capacity and Number in Use

Year:2016-2017

Sl.No.	Item	Numbers
(1)	(2)	(3)
1.	Number of Telephone Exchanges	71
2.	Number of Equipped Capacity	87746
3.	Number of Direct Exchange Lines	46149
4.	Number of Junction Lines	Nil
5.	Number of Telephones in use	46149

Source: General Manager, BSNL, Thoothukudi.

9.5 No.of Public Call Offices attached to Each Exchange

Year:2016-2017

Sl.No.	Name of the Exchange Centre	No.of Public Call Offices	
		With STD/ISD	Without STD/ISD
(1)	(2)	(3)	(4)
1	Thoothukudi	248	755

Source: General Manager, BSNL - Thoothukudi

9.6 No.of Persons Waiting For Phone Connection

Year: 2016-2017

Sl.No.	Name of the Exchange Centres	No.of persons waiting for phone connections
(1)	(2)	(3)
1	Thoothukudi	NIL

Source: General Manager, BSNL - Thoothukudi.

10. ELECTRICITY

10.1 No.of Power Stations

Year: 2016 -

2017

Sl. No.	Name of the Power Stations	Year of Operation	Installed Capacity (M.W.)	Generation (M.U.)	Station Consumption (M.U.)	Net Unit sent out (M.U.)	
						(1)	(2)
						2015-2016	2016-2017
1.	Hydro	-	-	-	-	-	-
2.	Thermal Power Station	-	1050	5547.59	457.94	6501.37	5089.66
3.	Gas Turbine	-	-	-	-	-	-
4.	Wind Mills	-	346.21	329.41 MU	-	-	-
5	Solar Energy	-	41.00 mw	55.36 MU	-	-	-

Year	Central Electricity Authority(CEA) Generation target (MU)	Achieved Generation (MU)
2015-16	7502.00	7082.47
2016-17	6480.00	5547.59

*Less than CEA target due to load reduction on request by load dispatch Centre /Chennai

Reserved outages = 1379.43 MU

Partial loss of generation = 558.14 MU

Due to LDC request, 230kv feeders problem etc.

Source: Executive Engineer Tuticorin Thermal Power Station, Thoothukudi.

EE, Wind Farm Project-Tirunelveli-11

10.2 Quantum of Power Purchased

Year: 2016-2017

Power purchased sectors name	Power purchased in M.U.
(1)	(2)
Power Purchased from Wind Mill	-

Source: District Electricity Board and EE windmill Scheme Tirunelveli

10.3 Power Consumption Sectorwise

Year: 2015-2016

Sl. No.	Sectors	Consumption (M.U)		% of the Consumption	
		(HT)	(LT)	(LT)	(HT)
(1)	(2)	(3)	(4)	(5)	(6)
1	Industries(G)	691.18	98.45	13.61	25.84
2	Agriculture & Huts	-	-	-	-
3	Domestic	0.99	454.48	62.85	0.04
4	Commercial	69.03	111.14	15.37	2.58
5	Public lighting and Public works	30.43	46.47	6.43	1.14
6	Sales to licences	1776.23	0	0	66.41
7	Sales to other states	0	0	0	0
8	Miscellaneous	106.66	12.55	1.74	3.99
	Total	2674.52	723.09	100	100

Source: Tamilnadu Electricity distribution circle, Thoothukudi

10.4 Peak Demand and Energy Output

Year: 2015-2016

Power Demand	Details
(1)	(2)
1. Instantaneous peak demand	300.728 MW
2. Sustained peak demand	254.4 MW

Source: Tamilnadu Electricity Board, Thoothukudi

10.5 Revenue from Electric Schemes and Cost per Unit

Year: 2015-2016

Sl. No	Sectors	Cost per unit		Income (Rs. in Lakhs)	
1	2	3		4	
		LT	HT	L.T.	H.T
1.	Government	4.21	7.43	684.11	320.11
2.	Public	4.21	7.43	2675.77	985.76
3.	Private	4.21	7.43	19335.21	24888.29

Source: Tamilnadu Electricity Board, Thoothukudi

10.6 Transmission and Distribution of Electricity

Year: 2015-2016

Sl.No. (1)	Item (2)	Unit (Nos) (3)	Achievement (4)
1	Commercial	2832	86637
2	Domestic	1297012081	498630
3	Industrial	151139	6643

Source: Tamilnadu Electricity Board, Thoothukudi

10.7 Capacity of Transformers

Sl.No. (1)	Name of the Stations / Sub Stations (2)	Capacity (3)	Peak reached(MVA) (4)
1	230/110/22 KV Auto SS/Muthiahpuram/Tuticorin	2*100MVA	88.591
		1x10 MVA	6.320
		1x16 MVA	9.430
2.	230/110 Kv sipcot ss 110/22 KV Town SS/Tuticorin	2*100MVA	93.413
		2x25 MVA	38.294
3	110/22 KV SIPCOT SS/Tuticorin	2x16 MVA	19.052
		1x10 MVA	8.858
4	110/22 KV Vagaikulam SS	1x16 MVA	13.296
		1*7.5 MAV	1.943
		1*10 MVA	9.429
5	110/33-11 KV Arumuganeri SS	2x16MVA	15.630
		1*10 MVA	9.831
6	110/33-11 KV Sattankulam SS	1x16 MVA	16.573
7	110/33-11 KV Sattankulam SS	2x16 MVA	11.930
8.	110/11 KV Udangudi SS	1x16 MVA	14.478
9	110/11 KV Kovilpatti SS	2x16 MVA	11.480
		2.25*16MVA	22.150
10.	110/33/11 KV Eppodumvendran SS	2x16 MVA	24.344
		2x8 MAV	5.860
11.	110/11KV Manjaneerkayal SS	2x10MVA	9.716
12.	110/11 KV Kalugumalai SS	1x10 MVA 2*25MV	8.200/44.590
13.	611011 KV Ottapidaram SS	1x10 MVA	6.830
14.	33/11 KV Tiruchendur SS	2x5 MVA	7.315
15.	33/11 KV Nazreth SS	1x8 MVA	7.335
16.	33/11 KV Naduvakurichi SS(UM)	1x8 MVA	6.650
17.	33/11KV Nagalapuram SS	1x8 MVA	7.502
18.	33/11KV Srivaikundam SS	2x5 MVA	9.658

(10.7 contd.,)

19.	33/11 KV Kulathur SS1x5 MVA	1*5MVA	4.873
20.	33/11 KV Soorangudi SS	1x8 MVA	4.629
21.	33/11 KV Kadambur SS(UM)	1x8 MVA	2.858
22.	33/11 KV Ettayapuram SS	1x8 MVA	6.400
23.	33/11 KV Ottanatham SS	1x3MVA	3.258
24.	33/11 KV Palaniappapuram SS(UM)	1*5 MVA	3.466
25.	33/11 KV Kurumbur SS(UM)	1*5 MVA	7.300
26	66/11KV Chettikuruchi LTSS	1*3 MVA	1.85
27	66/11KV Sivagnanapuram LTSS	1*5MVA	1.500
28	66/11KV Edaiseval LTSS	1*2.5 MVA	1.500
29	33/11 KV Seidunganallur LTSS	1*5MVA	1.600
30	110/33-11 Vilthikulam SS	1*16MVA	14.744
		1*8 MAV	4.457
31	110/22-11 Ayyanarpuram SS	1*10MVA	2.200
		1*16 MVA	14.100
32	110/11 KV vijayapuri	1*16 MAV	11.940
		1*16MAV	5.720
33	33-11 KV SEMMARIKULAM SS	1*8MVA	3.570
34	33-11 SAKKAMMALPURAM	1*8MVA	2.500
35	33/11 KV KayalpatinamSS(UM)	1x8MVA	1.600
36	33/11 KV KayalpatinamSS(UM)	1x8MVA	1.600

Source: District Electricity distribution circle

10.8 Rural Electrification

Year: 2016-2017

Electrified during the year				Electrified upto the year			
Towns	Village	Hamlet	Agricultural Pump set	Town	Village	Hamlet	Agricultural Pumpset
(1)	(2)	(3)	(4)	(5)			(6)
--	--	--	125	35	480	1757	30993

Source: District Rural Electricity Office.
480(Revenue Villages)

10.9 Name and address of fault report offices

Year: 2016-2017

SL. NO	NAME OF THE SS	Mobile phone no
1	AE/Distn./Urban/West/Tuticorin	9445854749
2	AE/Distn./Rural /West/Tuticorin	9445854750
3	AE/Distn./Urban/South/Tuticorin	9445854751
4	AE/Distn./North Muthiahpuram	9445854752
5	AE/Distn./South Muthiahpuram	9445854753
6	AE/Distn./Urban/North/ Tuticorin	9445854743
7	AE/Distn./Rural /North/ Tuticorin	9445854744
8	AE/Distn./Urban/l /East/Tuticorin	9445854745
9	AE/Distn./Urban/Keelur/Tuticorin	9445854746
10	AE/Distn./Urban/Central/Tuticorin	9445854747
11	AE/Distn/Puthiamputhur	9445854756
12	AE/Distn/Puliampatti	9445854757
13	AE/Distn/Ottanatham	9445854758
14	AE/Distn/Ottapidaram	9445854755
15	AE/Distn/Pudukottai	9445854764
16	AE/Distn/Vallanadu	9486338336
17	AE/Distn/Sawyerpuram	9445854766
18	AE/Distn/Palayakayal	9445854767
19	AE/Distn/Town/Srivaikundam	9445854840
20	AE/Distn/Rural /Srivaikundam	9445854775
21	AE/Distn/Eral	9445854776
22	AE/Distn/Seidunganallur	9445854330
23	AE/Distn/Vilathikulam	9445854769
24	AE/Distn/Puthur	9445854772
25	AE/Distn/Nagalapuram	9445854770
26	AE/Distn/Kulathur	9445854763
27	AE/Distn/Soorenkudi	9445854773
28	AE/Distn/Town/North/Kovilpatti	9445854782
29	AE/Distn./Town/South/Kovilpatti	9445854783
30	AE/Distn./Town /West/Kovilptti	9445854784
31	AE/Distn./Town/East/Kovilpatti	9445854785
32	AE/Distn./Rural/Kovilpatti	9445854787
33	AE/Distn./Kadalaiyoor	9445854789
34	AE/Distn./Nalatinpudur	9445854790
35	AE/Distn./Ettayapuram	9445854791
37	AE/Distn./ Kayathar	9445854893
38	AE/Distn./ Kadambur	9445854894

Table continued.....

39	AE/Distn/Eppodumvendran	9445854895
40	AE/Distn/Pasuvanthanai	9445854896
41	AE/Distn/Tiruchendur	9445854802
42	AE/Distn/Kayamozhi	9445854805
43	AE/Distn/Paramankurichi	9445854806
44	AE/Distn/Arumuganeri	9445854809
45	AE/Distn/Kurumbur	9445854809
46	AE/Distn/Kayalpattinam	9445854810
47	AE/Distn/Urban /Sattankulam	9445854812
48	AE/Distn/Palaniappapuram	9445854813
49	AE/Distn/Rural/Sattankulam	9445854716
50	AE/Distn/Nazareth	9445854815
51	AE/Distn/Meignanapuram	9445854816
52	AE/Distn/Alwarthirunagari	9445854817
53	AE/Distn/Urban/Udangudi	9445854820
54	AE/Distn/Rural/Udangudi	9445854821
55	AE/Distn/Padukkapathu	9445854822
56	AE/Distn/Naduvakurichi	9445854823

11. EDUCATION

11.1 Universities, Students and Teachers

Sl.No	Name of the Universities	No. of Institution	Students			Teachers
			Male	Female	Total	
(1)	(2)	(3)	(4)	(5)	(6)	(7)
NIL						

11.2 Colleges for General Education, Students and Teachers

Year: 2016-2017

Sl.No	Type of Institution	No. of Institution	Students			Teachers
			Male	Female	Total	
(1)	(2)	(3)	(4)	(5)	(6)	(7)
1.	Government Colleges	1	310	640	950	14
2.	Government Aided Colleges	8	4784	6212	10996	567
3.	Self Financed Colleges	11	1395	5926	7321	408
4	M.S. University Constituent College	2	162	1142	1304	63
5	Autonomous college	1	-	3083	3083	76
6	Manonmanian Sundaranar University College	2	443	748	1191	43
Total		25	7094	17751	24845	1171

Source: Manonmaniam Sundaranar University – Tirunelveli

11.3 Colleges for Professional Education, Students and Teachers.

Year: 2016-2017

Sl.No	Type of the Institutions	No. of Institutions	Students			Teachers
			Male	Female	Total	
(1)	(2)	(3)	(4)	(5)	(6)	(7)
1	Engineering Colleges	10	7130	5263	12393	1044
2	Agriculture Colleges	1	195	282	477	57
3	Medical Colleges	1	283	322	605	153
4	B.Ed., Colleges	6	47	466	513	74
5	Nursing College	1	-	167	167	20

Source: Respective Head of Department.

11.4 Colleges for Special Education, Students and Teachers

Year: 2016-2017

Sl.No	Type of Institutions	No.of Institutions	Students			Teachers
			Male	Female	Total	
(1)	(2)	(3)	(4)	(5)	(6)	(7)
1	Fisheries	1	122	110	232	37
2	Home Science College	1	-	660	660	37

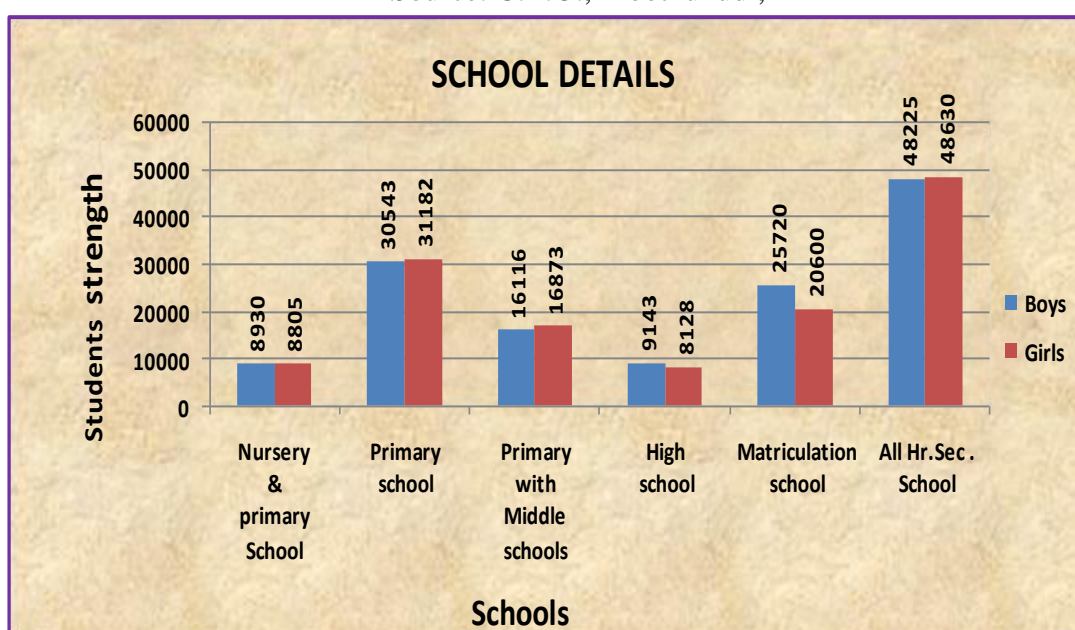
Source: Concerned Institutions

11.5 Schools for General Education, Students and Teachers

Year: 2016-2017

Sl.No	Name of the Institutions	No.of Institutions	Students			Teachers
			Male	Female	Total	
(1)	(2)	(3)	(4)	(5)	(6)	(7)
1	Nursery & Primary Schools	131	8930	8805	17735	1408
2.	Primary Schools	1056	30543	31182	61725	2915
3	Primary with Middle Schools	298	16116	16873	32989	1858
4	High Schools	76	9143	8128	17271	655
5	Matriculation	91	25720	20600	46320	1460
6	All Hr.Sec. Schools	140	48225	48630	96855	3420
	Total	1792	138677	134218	272895	11716

Source: C.E.O., Thoothukudi,



11.6 Schools for Professional Education, Students and Teachers

Year: 2016-2017

Sl.No	Name of the Institution	No. of Institutions	Students			Teachers
			Male	Female	Total	
(1)	(2)	(3)	(4)	(5)	(6)	(7)
1	School of Nursing , Government Medical college, Thoothukudi	1	-	246	246	12
2	ST.Ann's School of Nursing, Thoothukudi	1	-	151	151	15
3	Parimala School of Nursing, Kovilpatti	1	-	42	42	7
4	V.V.J. Hotel Management and Catering Industrial School, Thoothukudi	1	69	-	69	5
	TOTAL	4	69	439	508	39

Source: Concerned Institutions, Thoothukudi.

11.7 Schools for Special Education, Students and Teachers

Year: 2016-2017

Sl.No	Name of the Institution	No. of the Institution	Students			Teachers
			Boys	Girls	Total	
1	2	3	4	5	6	
GOVERNMENT ITI						
1	Govt. I.T.I, Thoothukudi	1	351	18	369	34
2.	Govt. I.T.I, Veppalodai	1	162	2	164	5
3	Govt. I.T.I Nagalapuram	1	112	2	114	8
4.	Govt. I.T.I, Tiruchendur	1	180	11	191	32
PRIVATE ITI/ITC						
1	A.C. Muthiah I.T.C, Thoothukudi	12	0	0	0	12
2	Art Indl. School, Nazerath		79	0	79	11
3	Devandira, Puliampatti		25	0	25	3
4	Ezhilmatics, Thoothukudi		0	0	0	0
5	Ranji Aaron Memorial I.T.C, Anandhapuram		63	0	63	13
6	Thiruvalluvar I.T.C, Kovilpatti		87	0	87	8
7	NMS V.P.Ramalinga Nadar, I.T.C, Pachayapuram		36	0	36	4
8	Selvavinayaga I.T.C, Kovilpatti		60	2	62	5
9	SCAD I.T.C., Vagaikulam		44	0	44	7
10	Vinnarasi I.T.C, Kayathar		46	2	48	5
11	Chandy I.T.C, Thoothukudi		135	0	135	9
12	T.M.SSS ,I.T.C, Thoothukudi		0	0	0	0
	TOTAL	16	1380	37	1417	156

Source: Regional Joint Director of Training, Tirunelveli-3

11.8 Institutions for Other Professional Education, Students and Teachers

Year: 2016-2017

Sl.No	Name of the Institution Govt./ Private Institution	No. of Institutions	Students			Teachers
			Boys	Girls	Total	
(1)	(2)	(3)	(4)	(5)	(6)	(7)
1	Polytechnics	7	5584	1226	6810	435
2	Teachers Training - DIET	1	11	110	121	16
3	Teachers Training – (Private)	11	7	497	504	18
4	Physical Education	1	93	44	137	13

Source: Concerned Institution.

11.9 Computer Training Centres

Year:2016-2017

SL No	Name of the Block/Municipalities	No. of Computer Training Centres
1	Thoothukudi	49
2	Tiruchendur	12
3	Udangudi	5
4	Alwarthirunagari	5
5	Srivaikuntam	5
6	Karunkulam	3
7	Sattankulam	3
8	Kovilpatti	29
9	Kayatar	2
10	Vilathikulam	3
11	Pudur	2
12	Ottapidaram	3

Source: Concerned Block Statistical Handbook

11.10 Hostels and Inmates by Community

Year: 2016-2017

No. of hostels/inmates	Scheduled Caste			Scheduled Tribe			Most Backward Class and Denotified Communities			Backward Class		
	B 1.	G. 2.	T. 3.	B. 4.	G. 5.	T. 6.	B. 7.	G. 8.	T. 9.	B. 10.	G. 11.	T. 12.
Hostels	30	25	25	-	-	-	6	4	10	17	11	28
Inmates.	1383	1149	2532	-	-	-	158	209	367	608	500	1108

B. Boys G. Girls T. Total

Source: District Adi-Dravidar Welfare, officer and District of Backward Class welfare officer, Thoothukudi.

11.11 Scholarships to Students by Community

Year: 2016-2017.

Scheduled Caste/Scheduled Tribe		Denotified Communities/Most Backward Classes		Backward Classes	
No. of Beneficiaries	Amount	No. of Beneficiaries	Amount	No. of Beneficiaries	Amount
(1)	(2)	(3)	(4)	(5)	(6)
38494	12,32,98,892	1851	16,55,000	11,965	4,28,23,598

Source: District Adi-Dravidar Welfare, officer, & District of Backward Class welfare officer, Thoothukudi.

12. FISHERIES
12.1 Fisheries Development

Year: 2016-2017

1	Area: a) Total Coastal Line of the District (Vembar to Periathalai)	4707 Sq.Km 163.5 Km
	b) Total Inland Resource 1) Total Fresh Water Spread Area(in Hectares)	11926
	2) Estuarines and Brackish Water Area(in Hectares)	400
	3) Active Inland Fishermen (in Nos.)	1291
2	Marine Fish Production Quantity (Tonnes)	46219
	Value (Rs. in Lakhs)	693.28
3	Marine Fisheries 1) Marine Fishing village	23
	2) Total Marine Fisher Folk Population	42000
	3) Active Marine Fishermen	21107
	4) Mechanised Boat	293
	5) Fibre Vallam	2094
	6) Wooden Vallam	1948
	7) Wooden Catamaran	38
4	Fishing Processing and Storage 1) Private Sea Food Processing Unit	21
	2) Chilled Fish Handling Centre	1
	3) Dried Fish Handling Centre	8
	4) Peeling Shed	14
	5) Ice Plant	19
	Storage Facilities 1) Cold Storage	18
	2) Chilled Storage	2
	3) Dried Fish Storage	3
	4) Fish Curry Storage	1
	5) Fish Meal Storage	1
5	Fish and Fishery Products Export from Tuticorin Port Quantity (Tonnes)	42026
	Value (Rs. in crores)	2220.52 Crores
6	Capacity Building Fisheries College and Research	1
	Fisheries Training Centre	Nil

Source: AD-fisheries (Marine), Thoothukudi.

12.2 Estimated Marine Fish Production / Inland Fish Production

Year: 2016-2017

I.No. (1)	Name of the office (2)	Quantity (Tonne) (3)	Value (Rs. In lakhs) (4)
1	Inland	352	3.52
2	Marine	46219	693.28

Source: AD-fisheries (Marine), Thoothukudi.

12.3 No. of Families Engaged in Fishing

Year: 2016-2017

Sl.No. (1)	Name of the Taluk (2)	No. of Families engaged (3)
1	Thoothukudi Taluk Inland Fishermen Co-op. Society	239
2	Tiruchendur Taluk Inland Fishermen Co-op.Society	341
3	Srivaikundam Taluk Inland Fishermen co-op. society	686
4	Thoothukudi District Ornamental Fish Farmers Co-Operative Society	25
	TOTAL	1291

Source: AD-fisheries (Aquaculture), Thoothukudi.

13. HANDLOOM

13.1 No. of Handloom Focal Centres and Location Details

Year: 2016-17

Sl.No. (1)	No. of Focal Centres (2)	Name of the Taluk	Name/Location of the Focal Centres (3)
1	4	Srivaikundam	Sawyerpuram
		Tiruchendur	Paramankurichi
		Kovilpatti	Ettayapuram
		Vilathikulam	Pudur

Source: Asst. Director Handlooms, Tirunelveli

13.2 No. of Societies & Varietywise Production

Year: 2016-17

No. of Societies	Cotton		Art silk		Mixture of Art silk & Cotton	
	Length in Metre	Value (Rs. In Lakhs)	Length in Meter	Value (Rs. In Lakhs)	Length in Meter	Value (Rs. In Lakhs)
1	2	3	4	5	6	7
8	21736	18.32	697	0.59	245650	93.35

Source: Asst. Director Handlooms, Tirunelveli

13.3 No. of Powerlooms & Employees Working

Year: 2016-2017

No. of Powerlooms (1)	No. of Employees working (2)
Nil	Nil

Source: Department of Economics & Statistics, Chennai-6.

13.4 No. of Families Engaged

Year: 2016-2017

Sl.No. (1)	Name of the Block (2)	No. of the families engaged in	
		Handlooms (3)	Powerlooms (4)
1.	Srivaikuntam	-	-
2.	Thoothukudi	64	8
3.	Sattankulam	-	-
4.	Tiruchendur	-	-
5.	Udangudi	56	-
6.	Ottapidaram	-	-
7.	Kovilpatti	-	-
8.	Pudur	72	-
9.	Vilathikulam	85	-
	Total	277	8

Source: Asst. Director of Handlooms-Tirunelveli

14. HANDICRAFTS

14.1 Name & Address of Handicrafts Centres

Year: 2016-2017

Sl.No. (1)	Name of the District (2)	Name & Address of the Handicraft Centres (3)
1.	Thoothukudi	NA

14.2 Articles Available in Handicrafts

Sl.No. (1)	Name of the Handicrafts (2)	Articles available in their Handicrafts (3)
1	Sea shell	Door curtains, Decorative Mirrors, Flower vases, Gift Items, Key Chains,
2	Palm leaf	Caps, Boxes, Hand Fans, Trays, Toys, Flower pots, Pen stand
3	Wood Carving	Artistic Window carving, Door carving, Wood carving, Decorative
4	Stone Carving	Artistic statue making, Gods, Goddesses

Source: Assistant Director of (Handicraft) Govt. of India, Nagarcoil

14.3 Value of Articles Produced And Sold

Sl.No. (1)	Name of the Handicraft (2)	Value of the articles Produced (4)	Value of the articles sold (4)
1	Sea shell items	20	Rs.10 to Rs.750/-
2	Palmleaf	40	Rs.15 to Rs.800/-
3	Pottery	25	Rs.25 to Rs.750/-
4	Wood Carving	25	Rs.15000 to Rs.10,000/-
5	Stone Carving	22	Rs. 2000 to Rs. 100000

Source: Assistant Director of Handicraft, Govt. of India, Nagarcoil

14.4 No.of Families engaged in Handicrafts

Sl.No · (1)	Name of the items (2)	No. of Handicrafts (3)	No. of families engaged (4)
1	Sea shell items	16	38
2	Palmleaf	235	500
3	Pottery	20	275
4	Jute	2	4
5	Wood Carving	60	135
6	Stone Carving	20	135

Source: Assistant Director of (Handicraft) Govt. of India, Nagercoil

15. HEALTH & FAMILY WELFARE

15.1 Hospitals, Dispensaries, Bed Strength, Doctors and Nurses

Year: 2016-2017.

Classification	Modern Medicine	Indian Medicine					Total	Homoeopathy	Grand Total
		Ayurvedic	Siddha	Unani	Ayurvedic Siddha Unani combined				
(1)	(2)	(3)	(4)	(5)	(6)	(7)	(8)	(9)	
1. Hospitals	10	-	9	-	-	9	-	18	
2. Dispensaries	3	-	-	-	-	-	-	-	
3. Primary Health Centres	52	3	34	2	2	41	3	96	
4. Health Sub Centres	257	-	-	-	-	-	-	257	
5. Other Medical Institutions	-	-	-	-	-	-	-	-	
6. Bed Strength	1184	-	-	-	-	-	-	1184	
7. Numbr of Doctors	237	-	-	-	-	-	-	237	
8. Number of Nurses	374	-	-	-	-	-	-	374	

Source: Joint Director of Health Services, Thoothukudi, Deputy Director of health, Thoothukudi and Kovilpatti. Note: details only for government sectors

15.2 No.of Allied Pathological Units available

Year: 2016-2017

Sl.No. (1)	Name of the District (2)	No.of Pathological Units (3)
1.	Thoothukudi	

Source: District Medical Officer

15.3 Patients Treated in Government Hospitals

Year:2016-2017

Sl.No. (1)	No.of patients treated (3)
1	Out Patient 1961358
2	In Patient 295536
Total	2256894

Source : J.D. Health Services, Thoothukudi

15.4 Distribution of Medical Personnel

Year: 2016-2017

Sl.No.	Designation	No. of Persons
1	Doctors	73
2	Nurses	135
3	Technical Persons	31
4	Others	145

Source : J.D. Health Services, Thoothukudi

15.5 Performance of Family Welfare Programmes in Thoothukudi District

Year: 2016-2017

Sl.No.	Name of the Block/ Municipalities	Sterilisation		IUD		Users of conventional contraceptives		Users of oral pills	
		Target	Achievement	Target	Achievement	Target	Achievement	Target	Achievement
(1)	(2)	(3)	(4)	(5)	(6)	(7)	(8)	(9)	(10)
1	Thoothukudi	800	1124	700	794	300	10660	200	1976
2	Srivaikuntam	700	210	900	847	190	7600	170	2538
3	Karunkulam	480	225	500	465	190	2700	170	327
4	Tiruchendur	580	460	900	867	200	7670	200	2550
5	Alwarthirunagari	750	296	500	776	190	1600	170	1480
6	Udangudi	440	117	500	672	190	13670	170	1686
7	Sattankulam	430	113	550	560	190	5900	170	2329
8	Kovilpatti	760	517	700	829	190	9840	200	3232
9	Kayatar	660	311	500	589	200	6300	200	1248
10	Vilathikulam	420	167	750	497	180	1290	200	1899
11	Pudur	430	179	300	472	180	4820	150	970
12	Ottapidaram	450	293	700	712	200	1350	200	1234
13	Thoothukudi Corporation	3000	1968	1500	1423	900	13430	150	1028
14	Kovilpatty Municipality	1100	1629	1000	1212	700	8680	150	295
∞	Total	11000	7609	10000	10715	4000	95510	2500	22792

Source: Deputy Director of Medical Rural Health service & Family welfare, Thoothukudi

16. HOUSING

16.1 No. of Plan Sanctioned Under Private Sector

Year: 2016-2017

Sl.No. (1)	Name of the Town Panchayat / Municipalities / Corporations (2)	(No of Plans Sanctioned) Private Sector (3)
1	CORPORATION Thoothukudi	238
2	MUNICIPALITY Kovilpatti	228

Source: Deputy Director Director of Statistics-Thoothukudi

16.2 No. of Plans Sanctioned Under Public Sector

Year:2016-2017

Sl.No.	Name of the Panchayat Union	Public Sector
1	Thoothukudi	26
2	Srivaikuntam	51
3	Karungulam	36
4	Tiruchendur	24
5	Alwarthirunagari	58
6	Udangudi	18
7	Sattankulam	49
8	Kovilpatti	49
9	Kayatar	46
10	Vilathikulam	87
11	Pudur	51
12	Ottapidaram	86
	TOTAL	581

Source: Concern BSI &ASI.

16.3 Amount Invested in Housing and Building Activity Under Public Sector

Year: 2016-2017

Residential (1)	Percentage to total (2)	Non- Residential Rs.in '000' (3)	Percentage to total (4)	Total Rs.in Lakhs (5)
3822.66	60%	2569.35	40%	6392.01

Source: DRDA, and A.D. Statistics, Thoothukudi

16.4 Construction Activity of Tamil Nadu Housing Board

Year: 2016-2017

Name of the Block (1)	Name of the Scheme (2)	Number (3)
1.	Low Income Group Housing Schemes Flats	13
2.	Middle Income Group Housing Schemes	25
3.	Slum Improvements/Clearance Tenements	
4.	Tamil Nadu Government Rental Housing Flats	
5.	Subsidised Industrial Housing Tenements	
6.	Fire Proof Tenements	Nil
7.	Special Low Cost Housing Scheme {EWS}	
8.	Police	
9.	Specify any other	

Source: EE-.& Admn officer-Tirunelveli Housing Unit

16.5 Construction Activity Of Tamil Nadu Slum Clearance Board

Year: 2016-2017

Name of the Block (1)	Item (2)	Achievement L.I.G Houses under RGRP & XIII FCS
1.	Number of Tenements sanctioned for construction	Nil
2.	Number of Tenements constructed	Nil
3.	Amount sanctioned (Rs.in lakhs)	Nil
4.	Amount spent (Rs.in lakhs)	Nil
5.	Number of tenements occupied	Nil
6.	Rent received (Rs.in lakhs)	Nil

Source: EE- Slum Clearance Board-Tirunelveli

16.6 Index Numbers of Buildings Cost In Urban Centres 2014-2015
(Base year 1980-81=100)

Sl.No.	District Urban Centres	Building Index Building materials	Construction cost for building Labour	Other Charges	Combined Index
(1)	(2)	(3)	(4)	(5)	(6)
1	Tamil Nadu	284.64	456.00	328.50	342.78
2	Palayamkottai (nearest centre)	298.39	433.03	337.96	345.13

Source: Department of Economics & Statistics

16.7 Labour Charges of Construction Workers

Year: 2016-2017

Sl.No	Description	Charges of Male Construction Workers	Charges of Female Construction Workers
(1)	(2)	(3)	(4)
1	Mason	700	Nil
2	Helper	450	300
3	Carpenter	650	Nil
4	Painter	600	Nil
5	Wiremen	600	Nil

Source: Department of Economics & Statistics

17. INDUSTRIES

17.1 Results of Annual Survey of Industries (Factory Sector)

Year: 2016-2017

Characteristics	Units	Results for all Industries
(1)	(2)	(3)
Employees	No	55362
Workers	No	46082
Emoluments	Rs. In lakhs	25706
Wages	Rs. In lakhs	21790

Source: Department of Economics & Statistics. Chennai-6 Industrial Profile 2006-2007

17.2 Estimates of Output and Value Added by Manufacture based on Annual Survey of Industries

Industry Group (1)	Description of the Industry (2)	All Employees (3)	Value of output Rs. In lakhs (4)	Value added (5)
NA	NA	NA	1164154	105043

Source: Department of Economics & Statistics. Chennai-6 Industrial Profile 2006-2007

17.3 Industrial Production

Sl.No. and Name of the Product (1)	Unit of quantity (2)	Production (3)
Matches	100 Boxes	6932078
Cotton Waste	Tonne	1515
Yarn Finished / Processed Cotton(Not Knitted)	Tonnes	5571
Rice Boiled	Tonnes	2253
Caustic Soda	Kgs	69340000

Source: Department of Economics & Statistics. Chennai-6 Industrial Profile 2016-2017

17.4 Production and Value of Major Minerals

Year: 2016-2017

Name of the District	Name of the Mineral	Quantity in M.Tones	Royalty Value(Rs.)
(1)	(2)	(3)	(4)
Thoothukudi	MAJOR MINERAL	-	-
	Lime Stone	6,32,860	6,96,38,043
	Beach Mineral Raw Sand	---	---
	Quartz	---	---
	Minor mineral	Quantity in cbm	Seigiorage fee value (in Rs.)
	Rough Stone	7,60,351	3,21,84,700
	Gravel	2,54,418	53,78,290
	Earth/Silt	1,38,249	--
	Quartzite/Graval	1,755	1,87,500
	M.C. Granite	2,019	41,17,380

Source: Deputy Director of Mines, Collectorate ,Thoothukudi

17.5 Production of Handloom Cloth

Year: 2016-2017

Sl.No.	Variety of Cloth	Production	
		Metre	Value (Rs. in lakhs)
(1)	(2)	(3)	(4)
1.	Towels	-	-
2.	Bedsheet	---	---
3.	Dhoties	---	---
4.	Sarees(Cotton)	969	0.38
5.	Lungies	18320	16.49
6.	Free Distribution sarees	201142	79.16
7.	Polyester Shirting	---	---
8.	Colour piece	---	---
9.	Uniform	44508	14.19
10.	Art Silk	697	0.59
11.	Pure Silk	---	---
12.	Others	2447	1.45
13	Export Variety/ Cotton/ Polyester	---	---
	Total	268083	112.26

Source: Assistant Director of Handlooms. & Khadi and village Industries, Tirunelveli.

17.6 Small Scale Industries

Year: 2016-2017

Sl.No (1)	Code No. (2)	Details of Classification (3)	No.of Units (4)
1	15	Manufacturing of food products and beverages	359
2	16	Tobacco and Tobacco products	-
3	17	Manufacturing of Textiles	79
4	18	Manufacturing of wearing apparel Dressing and Dying of fur	75
5	20	Manufacturing Wood and wooden products, cork, articles of straw and plating material except Furniture	98
6	24	Chemicals chemical products	84
7	25	Manufacturing of Rubber and plastic product	58
8	26	Manufacturing of other non-metallic mineral Product	75
9	27	Manufacturing of Basic Metal	34
10	28	Manufacturing of Fabricated metal product except machinery and equipment	77
11	29	Manufacturing of Machinery and equipment N.E.C	18
12	31	Manufacturing of Electrical Machinery	15
13	60	Land Transport	33
14	93	Other service activities	153
	Total		1346

Source: General Manager District Industries centre -Thoothukudi

17.7 Khadi and Village Industries

Year: 2016-2017

Sl.No. and Industry (1)	Production (Rs. In lakhs) (2)	Sales (Rupees in lakhs) (3)	Employments (Lakhs of persons) (4)	Earnings (Rs. In lakhs) (5)
Khadi Production	28.38	48.67	12	6.00
Yarn Production	8.23	-	28	2.20
Soap Industries	---	---	---	---
Bee-keeping	---	---	---	---
Industris	---	---	---	---
Poltery – Industries	---	---	---	---
Leather Industries	---	---	---	---
Kadhi Sales	-	-	-	--
Indl. Co-op. Society	--	--	--	--

Source: Assistant Director, Khadi and Village Industries, Tirunelveli

17.8 No.of Printing Presses(Registered)

Year: 2016-2017

Sl.No. (1)	District (2)	Number (3)
1	Thoothukudi	3 (offset)

Source: General Manager (DIC), Thoothukudi

17.9 No.of Photocopy (Xerox) Centres

Year:2016-2017

Sl.No. (1)	Name of the Block / Municipality (2)	No.of Xerox Centres (3)
1	Thoothkudi	255
2	Srivaikundam	55
3	Karunkulam	27
4	Tiruchendur	58
5	Alwarthirunagari	38
6	Udangudi	24
7	Sattankulam	35
8	Kovilpatti	127
9	Kayatar	21
10	Vilathikulam	20
11	Pudur	11
12	Ottapidaram	8

Source: concern Block Statistical Hand Book

18. FACTORIES

18.1. Registered and Working Factories

Year: 2016-2017

Sl.No.	Item	Tuticorin Division	Kovilpatti Division	Total
(1)	(2)	(3)	(4)	(5)
1.	Factories on the Register at the beginning of the year	439	1345	1784
2.	Factories added during the year	27	59	86
3.	Factories removed during the year	21	18	39
4.	Factories on the register at the end of the year	445	1386	1831
5.	Number of working factories	400	636	1036

Source: Deputy Director, Industrial Safety & Health Dept, Thoothukudi.

18.2. Employment in Working Factories

Year: 2016-2017

S.No.	Item	Numbers
(1)	(2)	(3)
	Thoothukudi District	32187

Source: Deputy Chief Inspector of Factories, Thoothukudi.

18.3 Trade Unions Industrial Disputes by Strikes and Lockouts Gheraos

Year: 2016-2017

Sl.No.	Items	Numbers
(1)	(2)	(3)
1.	Number of Registered Trade Unions	67
2.	Strikes	
	Number of Strikes	2
	Number of Workers Involved	23302
	Number of Mandays Lost	163114
3.	Lockouts:	
	Number of Lockouts	1
	Number of Workers Involved	568
	Number of Mandays Lost	3976
4.	Gheraos:	
	a. Number	NIL
	b. Workers involved	
	c. Mandays Lost	

Source: Labour Officer, Thoothukudi.

19. LOCAL BODIES

19.1 Municipal Bodies Area and Population by Grades

Year: 2016-2017

Sl.No (1)	Classification of Municipal Bodies (2)	Number (3)	Area (Sq.Km.) (4)	Population (5)
1.	Corporations	1	13.47	231040
2.	Special Grade (KOVILPATTI Municipality)	1	6.48	94.852
3.	Selection Grade	-	-	-
4.	First Grade	-	-	-
5.	Second Grade	-	-	-
6.	Third Grade (Kayalpatinam Municipality)	1	12.5	40542
7.	Township Committee	-	-	-

Source: Corporation Commissioner Thoothukudi and Municipal commissioners, Kovilpatti & Kayalpattinam

19.2 Municipal Bodies by Taluks

Year: 2016-2017

Sl.No (1)	Taluk (2)	Corporations (3)	Grade of Municipal Councils					Township Committees (9)	Total (10)
			Special (4)	Selection (5)	First (6)	Second (7)	Third (8)		
1	Thoothukudi	1							1
2	Kovilpatti		1						1
3	Tiruchendur						1		1

Source: Directorate of Economics and Statistics, Chennai-6.

19.3 Panchayat Unions, Village Panchayats, Town panchayats

Year: 2016-2017

Sl.No. (1)	District (2)	Development Districts (3)	Panchayat Union (4)	Village Panchayats (5)	Town Panchayats (6)
1	Thoothukudi	1	12	403	19

Source: Assistant Director of Panchayats, Thoothukudi..

**19.4 Revenue Divisions, Taluks, Firkas And
Revenue Villages**

Year: 2016-2017

Sl.No. (1)	Revenue Divisions (2)	Revenue Taluks (3)	Revenue Firkas (4)	Revenue Villages (5)
1	Thoothukudi	2	10	102
2	Kovilpatti	5	24	295
3	Tiruchendur	2	7	83
	Total	9	41	480

Source: District Gazzete, Thoothukudi

**19.5 Tax Collected By Corporation / Municipality
/ Panchayat Union / Town Panchayat / Village Panchayat**

Year: 2016-2017

Item (1)	Corporation (2)	Municipality (3)	3 rd Grade Municipality (4)	Town Panchayat (5)	Village Panchayat (6)
	Rs. In Lakhs				
Revenue taxes directly raised	84.00	366.32	112.16	586.7	393.05
Income from renumerative assets	146.95	-	10.90	379.61	393.67
Grants received from higher level bodies	1655.26	1286.65	9.70	1737.38	1459.29
Total Expenditure	9640.68	1552.83	1405.3	3208.27	2256.86
Expenditure on development activities	6023.44	-	797.24	864.05	1021.5

Source: Concerned Local Bodies.

19.6 Rural Development Activities

Year: 2016-2017

SL.No	Name of the Scheme	No. of Works Taken	Allotment (Rs. In lakhs)	No of Works completed	Expr. (Rs. in lakhs)
1.	IAY	694	832.80	686	823.20
2.	IAY-Special Projects(Flood)	1386	2350.70	0	14.67
3.	THAI	186	1713.92	0	0.00
4.	IHHL	16575	1988.99	16514	1981.43
5.	CSIDS	34	95.63	19	20.02
6.	Green Housing Schemes	472	849.60	0	0.00
7.	Village Panchayat Service Centre	68	1156.00	3	124.78
8.	Anganwadi Centres	30	179.40	12	69.52
9.	SSS(Self Sufficiency Scheme)	5	26.60	0	0.00
10.	NABARD XXI	4	176.75	3	140.53
	Total	19454	9370.39	17237	3174.15

Source: D.R.D.A, Thoothukudi.

20. LABOUR AND EMPLOYMENT

20.1 No.of Persons Registered During the Year and Total No.of Persons Waiting Upto the End of the Year as per Live Register

Year: 2016-2017

Sl.No (1)	Type of Employment Exchange (2)	No.of Persons registered during the year (3)	Total No.of persons waiting upto the end of the year (4)
1	District Employment Exchange, Korampallam Thoothukudi	33529	196396

Source: District Employment officer, Thoothukudi.

20.2 No.of Placements During and Upto the End of the Year

Year: 2016-2017

Sl.No. (1)	Type of Employment Exchanges (2)	Placements during the year (3)	Placements upto the year (4)
1	District Employment Exchange, Korampallam Thoothukudi	56	5924

Source: District Employment Officer, Thoothukudi.

21. LEGAL SERVICES

21.1 Judicial Division and Original Jurisdiction

Year: 2016-2017

Sl.No. (1)	Item (2)	Number (3)
1	District Sessions Court	1
2	Sub Court	3
3	Chief Judicial Magistrate Court	1
4	District Munsif Court	5
5	Addl. District Judge \ Fast Track Court	2
6.	Consumer \ Camp Court	2
7.	Mahalir Neethi Mandram	1
8.	District Munsif Cum Judl Magistrate Court	1
9.	Addl District Munsif Court	1
10.	Judl Magistrate Court	11
11	Taxation Tribunal(Corporation)	1
	Total	29

Source: Principal District Judge, Thoothukudi.

21.2 Results of Civil and Revenue Cases in the Courts of Original Jurisdiction Civil Suits Regular

Year: 2016-2017

Item	Number	
	Disposal	Pending
(1)	(2)	(3)
Original suits	2998	4947
Small cause suits	11	1
Original petition (LAOP, HMOP,DOP & other OP)	1682	1184
M.A.C.O.Ps	630	669
R.C.O.Ps	101	162

Source: Principal District Judge-Thoothukudi.

**21.3 Nature of Free Legal's available and No.of Beneficiaries,
No.of Cases Disposed of in Lok Adalat during the Year**

Year: 2016-2017

Nature of free legal available	No.of Beneficiaries	No.of cases disposed of in Lok Adalat
(1)	(2)	(3)
Prl District court, Thoothukudi	30	26
Fast Track Court, Thoothukudi – I	34	24
Fast Track Court, Thoothukudi – II	22	15
Chief Judicial Magistrate Thoothukudi	130	109
Sub Court ,Thoothukudi	101	85
Prl. District MunsiffThoothukudi	25	16
Judical Magistrate No. 1 Thoothukudi	10	4
Judical Magistrate No. II Thoothukudi	0	0
Pre- litigative case	461	461
Fast tract court (Magisterial level)	25	18
Total	838	758

Source: The Secretary, District Legal service Authority, Thoothukudi

21.4 No. of advocates practicing in courts

Year: 2016-2017

Sl.No.	Name of the Court	No.of Advocates Practicing
(1)	(2)	(3)
1	District court, Thoothukudi	Gents :478
2	Sub court, Thoothukudi	Ladies: 127
3	District munsif court, Thoothuikudi	605
4	Judicial magistrate court, No.I & II, Thoothukudi	

Source: Principal District Judge-Thoothukudi.

22. LIBRARIES

22.1 Blockwise Library Details

Year: 2016-2017.

Block	Total No. Of Library	Members	No.of Books Available	No.of Readers (per day)
(1)	(2)	(3)	(4)	(5)
1. Thoothukudi.	24	48640	592532	2746
2.Srivaikuntam	9	9919	126820	553
3. Karungulam	3	4227	60886	241
4.Tiruchendur	15	22558	286981	1743
5.Udangudi	11	12238	167208	1116
6.Alwarthirunagari	3	6446	79813	248
7.Sattankulam	18	13317	193730	1107
8.Kovilpatti	15	21808	184196	1353
9.Kayatar	7	8349	93218	653
10.Ottapidaram	8	5332	69570	693
11.Vilathikulam	11	8798	124786	840
12.Pudur	6	3460	40759	202

Source: District Library Officer, Thoothukudi.

22.2 Number of Libraries housed in Government building/Rental buildings.

Year: 2016-2017

Libraries in Govt. buildings (in Nos.)			Libraries in Rental buildings (in Nos.)
Total Library	Own Building	Rent free building	
(1)	(2)	(3)	(4)
130	37	84	9

Source: District Library Officer, Thoothukudi.

22.3 Number of Reading Rooms

Year: 2016-2017

Sl.No.	Name of the District	Number of Libraries	No.of Reading Rooms	AGAMAT Libraries and Reading Rooms
(1)	(2)	(3)	(4)	(5)
1.	Thoothukudi	130	130	-

Source: District Library Officer, Thoothukudi & Project Director, DRDA, Thoothukudi

23. MINING AND QUARRYING

23.1 Number of Mining and Quarrying units in the district

Year: 2016-2017

Sl.No.	Particulars	Number of Mines and Quarries
(1)	(2)	(3)
	MAJOR MINERALS	
1	Lime Stone	16
2	Raw Sand	4
3	Raw Sand(Poramboke)	1
4	Quartz And Quartzite	2
	Total	23
	MINOR MINERALS	
1	Rough Stone (Patta)	21
2	Rough Stone(Poramboke)	4
3	Gravel/ Earth (Patta)	3
4	Quartzite/ Gravel	2
5	M.C. Granite	8
	Total	38

Source: Assistant Director of Mines, Thoothukudi.

23.2 Classification-wise production during the year.

Year: 2016-2017

Sl.No.	Name of the Mineral	Production (Tones)
(1)	(2)	(3)
	MAJOR MINERAL	
1	Lime Stone	6,32,860
2	Beach Mineral Raw Sand	-
3	Quartz/Quartzite	-
	MINOR MINERAL	Production in cbm
4	Rough Stone	760351
5	Gravel	254418
6	Quartzite/Gravel	138249
7	M.C Granite	1755
8	Earth/Silt	2019

Source: Deputy Director, Geology and Mining, Thoothukudi.

24. MANUFACTURING SECTOR

24.1. Number of Food and allied manufacturing units in the district.

Year: 2016-2017

Sl.No.	Name of the District	Description of the industry
(1)	(2)	(3)
	Thoothukudi	1. Nila Sea Foods 2. Diamond Sea foods 3. Amuliya Seafoods 4. Kadalkanni frozen Sea food 5. V.S. Devarajan &co 6. Thirupati kumar Traders

Source: Department of Economics and Statistics.

24.2 . Number of Non-Food manufacturing units in the district.

Year: 2016-2017

Industry Group	Name of the District.	Description of the industry	All employees	Value of output Rs.in.lakhs	Value added
(1)	(2)	(3)	(4)	(5)	(6)
DCW Chemical Works	Thoothukudi	Mercury	NA	NA	NA
SPIC	Thoothukudi	Fertilizers and Chemicals	NA	NA	NA
Sterlites Industries	Thoothukudi	Copper	NA	NA	NA
Heavy Water Plant Industries	Thoothukudi	Automatic Energy	NA	NA	NA
Thoothukudi Termal Power corporation	Thoothukudi	Power Generation	NA	NA	NA
Venus & co,	Thoothukudi	Home appliances	NA	NA	NA
Ramesh Flower	Thoothukudi	Artificial Flowers	NA	NA	NA
Shefa Flowers	Thoothukudi	Artificial Flowers	NA	NA	NA

Source: Department of Economics and Statistics.

**24.3 Selected Characteristics of Factories by Major Industry -
Tamilnadu & Thoothukudi**

ASI : 20123-2014

S.No	Item	Unit	Tamilnadu	Thoothukudi
1	No.of Factories	In Nos	39,414	752
2	Factories In Operation	In Nos	28,716	639
3	Fixed Capital	Rs. In Crores	2,87,815.15	7,055.97
4	Physical Working Capital	Rs. In Crores	1,21,419.74	5,146.90
5	Working Capital	Rs. In Crores	47,878.01	55.20
6	Invested Capital	Rs. In Crores	4,09,234.91	12,202.87
7	Gross Value of Addition To Fixed Capital	Rs. In Crores	43,050.26	1,208.59
8	Rent Paid For Fixed Capital	Rs. In Crores	2,267.27	23.88
9	Outstanding Loan	Rs. In Crores	1,00,398.36	1,616.59
10	Interest Paid	Rs. In Crores	16,180.37	603.89
11	Rent Received	Rs. In Crores	227.56	6.72
12	Interest Received	Rs. In Crores	3,237.18	342.44
13	Gross Value of Plant And Machinery	Rs. In Crores	2,16,244.71	9,209.21
14	Value of Products & By Products	Rs. In Crores	6,14,084.05	25,766.05
15	Total Value of Output	Rs. In Crores	7,02,194.69	27,591.53
16	Fuels Consumed	Rs. In Crores	29,902.90	1,562.84
17	Materials Consumed	Rs. In Crores	4,108,025.83	19,986.04
18	Total Input	Rs. In Crores	5,92,486.43	24,199.73
19	Gross Value Added	Rs. In Crores	1,09,708.25	3,391.81
20	Depreciation	Rs. In Crores	19,368.60	575.63
21	Net Value Added	Rs. In Crores	90,339.65	2,816.18
22	Net Fixed Capital Formation(NFCF)	Rs. In Crores	15,817.03	798.33
23	Gross Fixed Capital Formation(GFCF)	Rs. In Crores	35,185.64	1,373.96
24	Addition In Stock of	Rs. In Crores	7.668.45	1,903.48
	a) Materials, Fuels, Etc.	Rs. In Crores	4,019.40	1,232.09
	b) Semi-Finished Goods	Rs. In Crores	152.04	495.52
	c) Finished Goods	Rs. In Crores	3,497.01	175.87
25	Gross Capital Formation	Rs. In Crores	42,854.09	3,277.45
26	Net Income	Rs. In Crores	75,356.76	2,537.57
27	Profit	Rs. In Crores	29,545.08	1,796.17

Source: Department of Economics and Statistics, Chennai-6.

25. MEDICAL SERVICES

25.1 Number of Medical Colleges in the District with Students and Teachers

Year: 2016-2017.

Sl.No.	Name of the Institution	Students			Teachers
		Male	Female	Total	
(1)	(2)	(3)	(4)	(5)	(6)
1	Govt. Medical College Thoothukudi.	283	322	605	153

Source: Dean, Medical College, Thoothukudi.

25.2 Number of College of Pharmacy with Students and Teachers

Year: 2016-2017.

Sl.No.	Name of the Institution	Students			Teachers
		Male	Female	Total	
(1)	(2)	(3)	(4)	(5)	(6)
1	NIL	NIL	NIL	NIL	NIL

Source: Concerned Institution.

25.3 Number of Medical Stores in the District (Category-wise)

Sl.No.	Item	No.of Medical Stores
(1)	(2)	(3)
1.	Indian Medicine	NA
2.	English Medicine :	
	1) Chemists & Druggist	562
	2) Whole sales	182
	3) Restrictive Licence	35
	4) Homeopathy Licence	06
	TOTAL	785

Source: Assistant Director, Drug Control, Tirunelveli.

25.4. Number of Veterinary Colleges with Students and Teachers

Year: 2016-2017

Sl.No.	Name of the Institution	Students			Teachers (6)
		Boys	Girls	Total	
(1)	(2)	(3)	(4)	(5)	(6)
		NIL			

26. MOTOR VEHICLES

26.1 . No.of Motor Vehicles(category-wise) Registered During the Year and upto the end of the Year

Year: 2016-2017

Commercial							
Stage Carriage				Auto Rickshaw		Ordinary Taxi	
Public		Private		End of the Year	Upto the Year	End of the Year	Upto the Year
End of the Year	Upto the Year	End of the Year	Upto the Year				
(1)	(2)	(3)	(4)	(5)	(6)	(7)	(8)
0	370	15	191	352	5634	0	12

26.1 . Contd...

Commercial							
Motor Cab		Maxi Cab		Omni Buses		Private Station Vehicle & Others	
End of the Year	Upto the Year	End of the Year	Upto the Year	End of the Year	Upto the Year	End of the Year	Upto the Year
(9)	(10)	(11)	(12)	(13)	(14)	(15)	(16)
181	2812	92	2612	3	48	16	343

26.1 . Contd...

Commercial							
School Bus		Ambulance		Fire Fighter		Light commercial Vehicle	
End of the Year	Upto the Year	End of the Year	Upto the Year	End of the Year	Upto the Year	End of the Year	Upto the Year
(17)	(18)	(19)	(20)	(21)	(22)	(23)	(24)
38	794	9	167	0	29	339	5796

26.1 . Contd...

Commercial											
Lorry				Articulated Vehicle				Tractor/Trailer		Total	
State Permit		National Permit		State Permit		National Permit					
End of the Year	Upto the Year	End of the Year	Upto the Year	End of the Year	Upto the Year	End of the Year	Upto the Year	End of the Year	Upto the Year	End of the Year	Upto the Year
(25)	(26)	(27)	(28)	(29)	(30)	(31)	(32)	(33)	(34)	(35)	(36)
386	5923	116	1656	20	624	64	406	9	200	1639	27571

26.1 . Contd...

Non-Commercial Vehicles											
Motor Cycle		Scooter		Mopeds		Tri-cycle-Auto		Motor Car		Jeep	
End of the Year	Upto the Year	End of the Year	Upto the Year	End of the Year	Upto the Year	End of the Year	Upto the Year	End of the Year	Upto the Year	End of the Year	Upto the Year
(37)	(38)	(39)	(40)	(41)	(42)	(43)	(44)	(45)	(46)	(47)	(48)
12765	79634	1178	20696	183	52989	0	0	1883	3766 6	1	66

26.1 Contd...

Non-Commercial Vehicles											
Station Wagon		Tractor		Three Wheeler		Four Wheeler		Road Rollers		Others	
End of the Year	Upto the Year	End of the Year	Upto the Year	End of the Year	Upto the Year	End of the Year	Upto the Year	End of the Year	Upto the Year	End of the Year	Upto the Year
(49)	(50)	(51)	(52)	(53)	(54)	(55)	(56)	(57)	(58)	(59)	(60)
1	26	28	2951	0	962	0	5033	1	26	64	2348

26.1 . Contd...

Commercial Vehicles Total		Non-Commercial Vehicles Total		Grand Total	
End of the Year	Upto the Year	End of the Year	Upto the Year	End of the Year	Upto the Year
(61)	(62)	(63)	(64)	(65)	(66)
1639	27571	16163	202460	17802	230031

Source: Regional Transport Officer, Thoothukudi.

**26.2 No.of Motor Vehicles (Category- Wise) Available
For Hire Purpose During & Upto the End of the Year**

Year:2016-2017

Sl.No.	Category	End of the Previous year	During the year	Up to the year
(1)	(2)	(3)	(4)	(5)
1	Stage carriage, Public	330	40	370
2	Stage carriage, Private	310	134(-)	176
3	Autorickshaw	4670	612	5282
4	Ordinary taxi	10	2	12
5	Motar cab (state)	2871	240(-)	2631
6	Motar cab (all India)	-	-	-
7	Maxi cab (state)	1915	605	2520
8	Maxi cab (all India)	3	-	3
9	Private service vehicle	350	22(-)	328
10	Light commercial vehicle	5241	216	5457
11	Lorry (state permit)	3409	2128	5537
12	Lorry (National permit)	1466	74	1540
13	Articulated vehicle	298	12	310
14	Mini Bus	148	-	148

(+) means No. of permit issued during the year

(-) means No. of permit surrendered during the year

Source: Regional Transport Officer, Thoothukudi.

26.3 No.of Persons Issued With Driving License

Year:2016-2017

Sl.No.	Category	No.of Driving License issued
(1)	(2)	(3)
1	Two wheeler (geared)	6024
2	Two wheeler (non geared)	1494
3	Light vehicles	2177
4	Heavy vehicles	180

Source:Regional Transport Officer,Thoothukudi.

27. NON-CONVENTIONAL ENERGY GENERATION

27.1 No.of Solar Energy Generating Units In The District With Production Data

Year:2016-2017

Sl.No.	Name and Place of Solar energy system exist	Instal Capacity (in Mega Watts)	Generation (in MU)
(1)	(2)	(3)	(4)
1.	Ayanaroothu	0.015MW	Nil
2	Tuticorin District	41.000MW*	55.357113MU

Source: EE-Wind farm Project –TNEB-Tirunelveli.

*Commissioning of solar power plant for 2016-2017=1.00 MW

27.2 No.of Wind Mills Generating Units with Production Data

Year: 2016-2017

Sl.No.	Name and Place of Wind Mills Generation exist	Instal Capacity (in MW)	Generation (in Mega Units)
(1)	(2)	(3)	(4)
1.	Ayanaroothu & Kayathar Board WEG	15.120MW	2.922794 MU
	Private WEG	329.985 MW	326.4853 MU
2	Mullakadu (Board WEG)	1.100 MW	0
	Total	346.205	329.408094

*Commissioning of Private Wind farm during the year -2016-2017 =84.015 MW

Source: Source: EE-Wind farm Projectct –TNEB-Tirunelveli

28. POLICE AND PRISONS

28.1 Police Force

Year: 2016-2017

Sl.No.	Name of the District	Police Stations	Out Posts	Actual Strength		Total
				Local Strength	Armed Reserve Strength	
(1)	(2)	(3)	(4)	(5)	(6)	(7)
1	Thoothukudi District	49	1	1836	413	2249

Source: Superintendent of Police, Thoothukudi.

28.2 Cognizable Offences Under Indian Penal Code

Year: 2016-2017

Sl.No.	Item	Number of Cases Reported
(1)	(2)	(3)
1.	(A) Murder	63
	(B) Attempt to Murder	186
2.	Culpable Homicide not amoMurder	0
3.	Rape	20
4.	Kidnapping and Abduction	9
5.	Dacoity	6
6.	Robbery	94
7.	Burglary	208
8.	Thefts	520
9.	Riots	0
10.	Criminal Breach of Trust	3
11.	Cheating	166
12.	Counterfeiting	1
13.	Miscellaneous	4565
	Total Cognizable Crime Under I.P.C.	5841

Source: Superintendent of Police, Thoothukudi..

28.3 A Prisons and Convicts

Year: 2016-2017

Sl.No.	Classification of Prisons	In Numbers
(1)	(2)	(3)
1.	Central Prisons (Dist. Jail)	Nil
2.	State Prison for Women	-
3.	Sub-Jails	3
4.	Dist Jail	1
5.	Open Air Prison	--
6.	Fifth Garden (Salem)	--
7.	Borstal School	1
8.	Sub Jail for Women	-
9.	Special Sub Jail for Women	-
	Total	5

28.3B Classification of Convicts

Year: 2016-2017

Sl.No.	Length of Sentences	Male	Female	Total
(1)	(2)	(3)	(4)	(5)
1.	Below One Year	130	-	130
2.	Above One Year and not exceeding Two Years	18	-	18
3.	Above Two Years and not exceeding Five Years	10	-	10
4.	Exceeding Five Years and not exceeding Ten Years	32	-	32
5.	Exceeding Ten Years	1	-	1
6.	Life Sentence	45	-	45
7.	Sentenced to death	1	-	1
	Total	237	-	237

Source: Superintendent Central Prison, Palayamkottai

28.4 No. of Cases Registered Under P.C.R.

Year: 2016-2017

Sl.No.	Name of the Stations	No.of Cases Registered under P.C.R
(1)	(2)	(3)
1	Thoothukudi District	NIL

Source: District Police Office(PCR Wing),Thoothukudi.

28.5 No.of Cases Registered Against Women Harrassment and Dowry

Year:2016-2017

Sl.No.	Name of the Station	No.of Cases Registered against Women Harassment and Dowry
(1)	(2)	(3)
1	Thoothukudi District	497

Source: District Police Office Thoothukudi.

29. PUBLIC HEALTH

29.1 Public Health and Medical Services Rendered By Organisations and Individuals

Year: 2016-2017

Sl.No.	Items	In Numbers
(1)	(2)	(3)
1.	Hospitals	9
2.	Dispensaries	3
3.	Sanitary	-
4.	Nursing Home	57
5.	Maternity & Child Welfare Clinic	7

Source: Deputy Director Health Services/Corporation, Thoothukudi.

29.2 No.of Primary Health Centres with Sub-Centres

Year: 2016-2017

Sl.No.	Name of the Block / Municipality	No.of Primary Health Centers	No.of Sub-Centers
(1)	(2)	(3)	(4)
1.	Srivaikuntam	5	24
2.	Tiruchendur	4	22
3.	Kayatar	4	24
4.	Kovilpatti	5	23
5.	Sattankulam	3	19
6.	Udankudi	3	16
7.	Pudur	3	16
8.	Ottapidaram	7	26
9.	Vilathikulam	3	20
10.	Thoothukudi	3	22
11.	Alwarthirunagari	6	22
12.	Karunkulam	3	19
13.	Kayalpattinam Municipality	1	3
14.	Kovilpatti Municipality	2	4
15	Thoothukudi Corporation	7	37
	Total	59	297

Source: Deputy Director of Health Services, Thoothukudi/Kovilpatti.

30. PRINTING AND PUBLICATION

30.1 No.of News Papers, Weekly Magazines, Monthly Magazines Etc., Published

Year: 2016-2017

Sl.No.	Type of Periodicals	Language of Publication	Name. of Periodicals
(1)	(2)	(3)	(4)
1.	Half yearly	English	--
		Tamil	--
2.	Monthly	English	--
		Tamil	--
3.	Bi-monthly	English	-
		Tamil	-
4.	Fortnightly	English	-
		Tamil	-

30.2 No.of Publishers in the District other than News papers and Magazines

Year: 2016-2017

Sl.No.	Name of the Block / Municipality	No.of Publishers
(1)	(2)	(3)
1	Thoothukudi	1

Source: Revenue Divisional Officers, Thoothukudi, Kovilpatti & Tiruchendur

30.3 No.of Printing Presses in the District

Year: 2016-2017

Sl.No.	Name of the Block / Municipality	No.of the Printing Presses	Type of the Press (Letter Press/ Off set/ Litho/Colour Graphics)
(1)	(2)	(3)	(4)
1	Thoothukudi Municipality	3	OFFSET
2	Ottapidaram	-	-

Source: District Industrial Centres.

31. PRICE INDICES

31.1. Whole Sale Price Index of Tamil Nadu

Base year – 1970-71=100

Period	Primary Articles	Fuel, Power & Light	Manufactured Products	All Commodities
2015	3045.81	2862.55	2245.84	2685.84
2016 - JANUARY	3266.82	2813.67	2297.83	2823.53
2016 - FEBRUARY	3218.06	2813.66	2293.18	2795.80
2016 - MARCH	3240.13	2822.06	2296.42	2809.12
2016 - APRIL	3252.95	2861.35	2311.94	2824.95
2016 - MAY	3294.65	2964.23	2317.59	2851.78
2016 - JUNE	3339.08	2971.12	2329.37	2880.59
2016 - JULY	3394.80	2969.12	2343.52	2916.09
2016 - AUGUST	3426.93	2734.16	2345.71	2926.33
2016 - SEPTEMBER	3422.74	2756.32	2361.54	2951.53
2016 - OCTOBER	3440.02	2902.12	2374.93	2951.53
2016 - NOVEMBER	3455.21	3301.25	2381.74	2975.54
2016 - DECEMBER	3454.76	3694.67	2399.88	2996.09
AVERAGE	3350.51	2969.48	2337.80	2890.26

Source: Department of Economics and Statistics, Chennai-6

31.1A Wholesale Price Index Numbers of Tamil Nadu 2016-17
(Base Year 1970-71=100)

Month	Primary articles	Food articles	Non-food articles	Minerals	Fuel power & light	Manufacturing products	All commodities
2015	3045.81	3825.03	1825.01	1584.95	2862.55	2245.84	2685.84
2016 - JANUARY	3266.82	4130.50	1916.62	1577.67	2813.67	2297.83	2823.53
2016 - FEBRUARY	3218.06	4044.34	1927.35	1577.67	2813.66	2293.18	2795.80
2016 - MARCH	3240.13	4083.06	1922.95	1577.67	2822.06	2296.42	2809.12
2016 - APRIL	3252.95	4098.89	1931.36	1577.67	2891.35	2311.94	2824.95
2016 - MAY	3294.65	4166.48	1932.23	1577.67	2964.23	2317.59	2851.78
2016 - JUNE	3339.08	4227.66	1950.95	1577.67	2971.12	2329.37	2880.59
2016 - JULY	3394.80	4299.24	1982.92	1577.67	2969.12	2343.52	2916.09
2016 - AUGUST	3426.93	4326.56	2024.29	1577.67	2734.16	2345.71	2926.33
2016-SEPTEMBER	3422.74	4309.04	2041.85	1577.67	2756.32	2361.54	2931.79
2016 - OCTOBER	3440.02	4329.02	2049.33	1723.58	2902.12	2374.93	2951.53
2016 - NOVEMBER	3455.21	4350.46	2054.86	1723.58	3301.25	2381.74	2975.54
2016 - DECEMBER	3454.76	4319.46	2093.43	1992.06	3694.67	2399.88	2996.09
AVERAGE	3350.51	4223.73	1985.68	1636.52	2969.48	2337.8	2890.26

Source: Department of Economics & Statistics, Chennai-6.

31.2 Consumer Price Index Numbers for Industrial Workers (Central Series)

(Base Year 2001=100)

Period	Chennai	Tiruchirapalli	Madurai	Coimbatore	Coonoor	Salem
1	2	3	4	5	6	7
2015	248	261	259	243	261	254
2016 – JANUARY	261	273	273	249	273	269
2016 – FEBRUARY	257	266	266	248	268	266
2016 – MARCH	254	262	264	245	267	278
2016 – APRIL	255	261	261	249	269	263
2016 – MAY	262	269	265	257	278	275
2016 – JUNE	258	269	270	258	276	272
2016 – JULY	255	267	273	253	275	272
2016 – AUGUST	252	262	263	250	272	270
2016 – SEPTEMBER	249	264	260	249	271	270
2016 – OCTOBER	250	265	264	248	273	270
2016 – NOVEMBER	250	264	263	248	272	260
2016 – DECEMBER	252	266	261	247	272	261
AVERAGE	255	266	250	250	272	268

Source: Director General of Labour Bureau, Shimla.

31.2A Consumer Price Index Numbers for Industrial Workers (State Series)

(Base Year 2011=100)

Period	Cuddalore	Nagercoil	Vellore	Tuticorin
1	2	2	4	5
2015	135	138	135	139
2016 - JANUARY	141	144	142	143
2016-FEBRUARY	138	141	140	139
2016-MARCH	136	138	137	138
2016-APRIL	138	139	138	140
2016-MAY	142	143	141	144
2016-JUNE	142	144	143	144
2016-JULY	142	145	142	144
2016-AUGUST	140	143	140	140
2016-SEPTEMBER	139	142	141	138
2016-OCTOBER	138	142	141	138
2016-NOVEMBER	139	142	140	138
2016-DECEMBER	138	145	140	138
AVERAGE	139	142	140	140

Source: Department of Economics and Statistics, Chennai.

**31.3 Consumer Price Index Numbers for Selected Essential Items In Rural
Tamil Nadu 2016 – 17**

(Base Year : 1970-71=100)

MONTH	FOOD	FUEL & LIGHT	CLOTHING	OTHERS	COMPOSITE INDEX
2016-APRIL	3993.00	3207.00	2248.00	4594.00	3895.86
2016-MAY	4032.00	3220.00	2249.00	4660.00	3933.29
2016-JUNE	4053.00	3315.00	2252.00	4686.00	3958.61
2016-JULY	4079.00	3319.00	2267.00	4715.00	3982.81
2016-AUGUST	4091.00	3387.00	2292.00	4783.00	4003.73
2016- SEPTEMBER	4096.00	3541.00	2318.00	4761.00	4025.60
2016- OCTOBER	4109.00	3604.00	2343.00	4941.00	4047.97
2016- NOVEMBER	4121.00	3661.00	2362.00	4990.00	4066.31
2016- DECEMBER	4132.00	3723.00	2388.00	5030.00	4085.43
2017- JANUARY	4146.00	3759.00	2388.00	5049.00	4098.93
2017- FEBRUARY	4164.00	3759.00	2388.00	5062.00	4114.37
2017-MARCH	4185.00	3765.00	2391.00	5075.00	4132.76
AVERAGE	4100.25	3521.67	2323.83	4870.50	4028.81

Source: Department of Economics & Statistics, Chennai-6.

**31.4 Consumer Price Index Numbers For Selected Essential Items in Urban
Tamil Nadu -2016 – 17**

Base Year : (1970-71=100)

MONTH	FOOD	FUEL & LIGHT	CLOTHING	OTHERS	COMPOSITE INDEX
2016-APRIL	3632.00	3152.00	2776.00	3463.00	3523.22
2016-MAY	3643.00	3164.00	2777.00	3511.00	3540.00
2016-JUNE	3658.00	3164.00	2777.00	3516.00	3551.60
2016-JULY	3700.00	3177.00	2786.00	3541.00	3586.87
2016-AUGUST	3704.00	3192.00	2806.00	3628.00	3608.67
2016- SEPTEMBER	3710.00	3200.00	2830.00	3706.00	3626.57
2016- OCTOBER	3727.00	3210.00	2844.00	3779.00.	3652.67
2016- NOVEMBER	3737.00	3214.00	2861.00	3838.00	3671.16
2016- DECEMBER	3745.00	3215.00	2869.00	3864.00	3681.82
2017- JANUARY	3754.00	3216.00	2870.00	3886.00	3692.09
2017- FEBRUARY	3766.00	3216.00	2874.00	3890.00	3701.44
2017-MARCH	3788.00	3216.00	2874.00	3896.00	3717.96
AVERAGE	3718.00	3194.67	2828.67	3710.67	3629.52

**31.5 Consumer Price Index Numbers for Industrial Workers 2016-17
(Central Series)**

(Base Year : 2001 = 100)

Month	Chennai	trichy	Madurai	Coimbatore	Coonoor	Salem
2016-APRIL	255	261	261	249	269	263
2016-MAY	262	269	265	257	278	275
2016-JUNE	258	269	270	258	276	272
2016-JULY	255	267	273	253	275	272
2016-AUGUST	252	262	263	250	272	270
2016-SEPTEMBER	249	264	260	249	271	270
2016-OCTOBER	250	265	264	248	273	270
2016-NOVEMBER	250	264	263	248	272	260
2016-DECEMBER	252	266	261	247	272	261
2017-JANUARY	255	271	262	250	270	263
2017-FEBRUARY	256	273	265	257	273	264
2017-MARCH	253	276	269	258	275	263
AVERAGE	254	267	265	252	273	267

Source: Director General of labour bureau, Shimla.

31.5A Consumer Price Index Numbers For Industrial Workers 2016-17
(State Series)

(Base Year : 2011=100)

MONTH	CUDDALORE	NAGERCOIL	VELLORE	TUTICORIN
2016-APRIL	138	139	138	140
2016-MAY	142	143	141	144
2016-JUNE	142	144	143	144
2016-JULY'	142	145	142	144
2016-AUGUST	140	143	140	140
2016-SEPTEMBER	139	142	141	138
2016-OCTOBER	138	142	141	138
2016-NOVEMBER	139	142	140	138
2016-DECEMBER	138	145	140	138
2017-JANUARY	140	149	143	141
2017-FEBRUARY	141	152	144	142
2017-MARCH	142	149	143	143
AVERAGE	140	145	141	141

Source: Department of Economics and Statistics, Chennai-6

**31.5b Consumer Price Index Numbers for Selected Essential Items in
Rural Tamil Nadu**

(Base Year: 1970-71=100)

Period	Food	Fuel & Lighting	Clothing	Misc.	Composite Index
2015	3844.17	2930.33	2139.58	4161.08	3717.79
2016 - JANUARY	4032.00	3135.00	2205.00	4469.00	3909.86
2016 - FEBRUARY	3997.00	3160.00	2215.00	4518.00	3888.04
2016 - MARCH	3978.00	3184.00	2229.00	4561.00	3878.66
2016 - APRIL	3993.00	3207.00	2248.00	4594.00	3895.86
2016 - MAY	4032.0	3220.00	2249.00	4660.00	3933.29
2016 - JUNE	4053.00	3315.00	2252.00	4686.00	3958.61
2016 - JULY	4079.00	3319.00	2267.00	4715.00	3982.81
2016 - AUGUST	4091.00	3387.00	2292.00	4783.00	4003.73
2016 - SEPTEMBER	4096.00	3541.00	2318.00	4861.00	4025.60
2016 - OCTOBER	4109.00	3604.00	2343.00	4941.00	4047.97
2016 - NOVEMBER	4121.00	3661.00	2362.00	4990.00	4066.31
2016 - DECEMBER	4134.00	3723.00	2388.00	5030.00	4085.43
AVERA GE	4059.58	3371.33	2280.67	4734.00	3973.01

Source: Department of Economics and Statistics, Chennai-6

**31.6 Consumer Price Index Numbers for Selected Essential Items in
Urban Tamil Nadu**

(Base Year: 1970-71=100)

Period	Food	Fuel & Lighting	Clothing	Misc.	Composite Index
2015	3508.58	3081.25	2741.83	3296.33	3396.52
2016 - JANUARY	3733.00	3109.00	2761.00	3383.00	3576.55
2016 - FEBRUARY	3648.00	3109.00	2763.00	3401.00	3520.03
2016 - MARCH	3629.00	3122.00	2766.00	3402.00	3507.90
2016 - APRIL	3632.00	3152.00	2776.00	3463.00	3523.22
2016 - MAY	3643.00	3164.00	2777.00	3511.00	3540.19
2016 - JUNE	3658.00	3164.00	2777.00	3516.00	3551.60
2016 - JULY	3700.00	3177.00	2786.00	3541.00	3586.87
2016 - AUGUST	3704.00	3192.00	2806.00	3638.00	3608.67
2016 - SEPTEMBER	3710.00	3200.00	2830.00	3706.00	3626.57
2016 - OCTOBER	3727.00	3210.00	2744.00	3779.00	3652.67
2016 - NOVEMBER	3737.00	3214.00	2861.00	3838.00	3671.16
2016 - DECEMBER	3745.00	3215.00	2869.00	3864.00	3681.82
AVERAGE	3688.83	3169.00	2801.33	3586.83	3587.27

Source: Department of Economics and Statistics, Chennai-6

**31.7 All India Consumer Price Index Numbers for
Industrial Workers 2016 – 17**

(Base Year : 2001=100)

MONTH / YEAR	INDEX NUMBER
2016 - APRIL	271
2016 - MAY	275
2016 - JUNE	277
2016 - JULY	280
2016 - AUGUST	278
2016 - SEPTEMBER	277
2016 - OCTOBER	278
2016 - NOVEMBER	277
2016 - DECEMBER	275
2017-JANUARY	274
2017-FEBRUARY	274
2017-MARCH	275
AVERAGE	276

Source: Director General of Labour Bureau, Shimla

31.8 Consumer Price Index Numbers for Rural, Urban and Combined

(Base Year : 2012 = 100)

MONTH	RURAL	URBAN	COMBINED
2016 – APRIL	128.1	128.0	128.0
2016 – MAY	130.1	130.2	130.2
2016 – JUNE	131.8	131.5	131.6
2016 – JULY	131.2	131.0	131.1
2016 – AUGUST	130.7	130.1	130.3
2016 - SEPTEMBER	130.4	130.1	130.2
2016 - OCTOBER	131.2	130.7	130.9
2016 - NOVEMBER	131.0	130.9	130.9
2016 - DECEMBER	131.1	131.0	131.0
2017-JANUARY	131.8	131.6	131.7
2017-FEBRUARY	132.6	132.4	132.5
2017-MARCH	133.3	132.9	133.1
AVERAGE	131.1	130.9	131.0

Source ; Central Statistics Office, New Delhi.

31.9 Consumer Price Index Numbers for Rural Urban and Combined

(Base Year : 2012=100)

MONTH	RURAL	URBAN	COMBINED
2016 - JANUARY	129.7	128.7	129.1
2016 - FEBRUARY	128.5	127.4	127.9
2016 - MARCH	127.7	126.6	127.1
2016 - APRIL	128.1	128.0	128.0
2016 - MAY	130.1	130.2	130.2
2016 - JUNE	131.8	131.5	131.6
2016 - JULY	131.2	131.0	131.1
2016 - AUGUST	130.7	130.1	130.3
2016 - SEPTEMBER	130.4	130.1	130.2
2016 - OCTOBER	131.2	130.7	130.9
2016 - NOVEMBER	131.0	130.9	130.9
2016 - DECEMBER	131.1	131.0	131.0
AVERAGE	130.1	129.7	129.9

Source : Central Statistics Office, New Delhi.

32. QUALITY CONTROL

List of Industrial/Establishment Units Having Quality Control Facilities and the Products Subjected to Quality Control.

Year: 2016-2017.

Sl.No.	List of Industries	Establishment Units having, Quality Control Facilities	Products subjected to Quality Control
(1)	(2)	(3)	(4)
NIL			

Source: General Manager, District Industries centre, Thoothukudi..

33. REGISTRATION

33.1 Registration Offices in the District

Year: 2016-2017

Sl.No.	Name of the District	No.of Registration Office
(1)	(2)	(3)
1	Thoothukudi	13

Source: District Registrar, Registration Department, Thoothukudi.

33.2 Registration and Aggregate Value of Properties Transferred During the Year

Year: 2016-2017

No.of Documents Registered (Moveable and Immovable)	Aggregate Value of Properties Transferred (Moveable and Immovable) Rs.in.Crores
(1)	(2)
28559 (doc)	731.05

Source: District Registrar, Registration Department, Thoothukudi.

34. REPAIR AND SERVICE

34.1 Authorised Automobiles Repair and Service Stations

Year: 2016-2017

Name of the Block / Municipalities	Authorised Automobiles Repair and Service (in No's.)
(1)	(2)
Thoothukudi	9
Srivaikundam	4
Tiruchendur	5
Sattankulam	2
Kovilpatti	8
Vilathikulam	2

Source: Concerned Block Statistical Inspector

34.2 Authorised Electrical and Electronic Goods Repair And Service Units

Year:2016-2017

Name of the Block / Municipalities	Electrical and Electronic goods Repair and Service Units (in No's)
(1)	(2)
Thoothukudi	23
Srivaikundam	3
Tiruchendur	9
Sattankulam	3
Kovilpatti	12
Vilathikulam	3

Source: Concerned Block Statistical Inspector

35. RESTAURANTS AND HOTELS

35.1 Restaurants, Cafes and Other Eating and Drinking Places

Year: 2016-2017

Sl.No.	Items	Place
(1)	(2)	(3)
1.	Restaurants	159
2.	Cafes	402
3.	Other Eating and Drinking Centres	171

Source: Hotelers' Association

35.2 List of Hotels

Sl.No	Place	Name of the Hotels with Lodging Facilities	Name of the Hotels without Lodging Facilities
1	Near New Busstand , Thoothukudi	Hotel Geetha International	
2	102/C W.G.C.Road ,Thoothukudi	Hotel Soma	
3	South Beach Road, Thoothukudi	Srm Hotel	
4	VE Road ,Thoothukudi	Hotel Sugam	
5	VE Road, Thoothukudi	Hotel Jonny International	
6	Peeriar St Thoothukudi	Hotel Dhanam	
7	VE Road, Thoothukudi	Dsf Grand Plaza(P)Ltd	
8	South Beach Road, Thoothukudi	Bell Hotel	
9	Spic Nagar, Thoothukudi	Sagar Sadan	
10	70/7, Balavinayagar Koil Street, Thoothukudi	Hotel Visaka	
11	Ettayapuram Road, Thoothukudi	Hotel Ram	
12	54d Gin Factory Road, Thoothukudi	Chitra Lodge	
13	147 Devarpuram Road, Thoothukudi	Hotel Alwin	
14	124 Palayamkottai Road , Thoothukudi	Hotel Paulsornam	
15	162 Ettayapuram Road , Thoothukudi	Hotel Paulson	
16	2/86 Palayamkottai Road , Maravanmadam, Thoothukudi	Tuticorin Sathya Parkresorts(P)Ltd	
17	45a Ettayapuram Road, Thoothukudi	Hotel Thilak(P)Ltd	

(35.2 CONTD.,)

18	3/187, Perianayagapuram, Korampallam, Thoothukudi	Grt Regency	
19	3/1 Jeyaraj Road, Thoothukudi	Hotel Raj	
20	12/10 Palay Road Near Chandra Theatre, Thoothukudi		Aruna Cafe
21	115, Palayamkottai Road , Thoothukudi		Hotel Balamurugan
22	14-H /1 Mani Nagar, Thoothukudi		Hotel Ruchi
23	5/210/T6, Tiruchendur Road, V.O.C Nagar, Thoothukudi		Murugappa Chettinadu Mess
24	92 G Devarpuram Road, Thoothukudi		Hotel Saravanas
25	New Bus Stand Municipal Building, 6 , Ettayapuram Road, Thoothukudi		Hotel Sri Mini Kalian Bhavan
26	N/A,1, Tooveypuram 9 th Street, Thoothukudi		Home Kitchen
27	4/3a, Ettayapuram Road, Thoothukudi		Shree Bhavan
28	100 5-1, Tiruchendur Road, Muthiapuram , Thoothukudi		Sri Gowri Sankar
29	422/1-A, Periya Nagapuram(Post), Thoothukudi		Peninsula Hotels(P)Ltd
30	122-A, Palayamcottai Road, Thoothukudi		Hotel Aarthis
31	2/70A, Main Road, Ponnagaram, Korampallam, Near ITI, Thoothukudi		Hotel Anand Sagar
32	70/8, Balavinayagar Kovil Street, Thoothukudi		Hotel Birunthavan
33	105f, Palayamcottai Road West, Thoothukudi		Autoor Mani Group Hotels(P)Ltd
34	54, Gin Factory Road, Thoothukudi		Hotel Nalas
35	74-A, Balavinayagar Kovil Street, Thoothukudi		Hotel Rajaparvai
36	5/357, Tiruchendur Main Road, Seydunganallur, Thoothukudi		Hotel Shri Guru Prasath
37	178/3, Palayamkottai Road, Thoothukudi		Hotel Sri Ashok Bhavan
38	402 A Main Road, Kovilpatti	Annanda Boarding And Lodging	
39	436/1, Tirunelveli Main Road, Kovilpatti	Hotel A.G. Plaza	
40	436/1 A.G.Complex, Main Road, Kovilpatti		Athis Food Park
41	163/1, Main Road, Keela Eral		Mahalakshmi Hotel
42	1, Arunachalampettai Street, Kovilpatti		Sri Barani Hotels
43	84, Main Road, Kovilpatti		Sri Ram Hotel
44	Main Road, Kovipatti		Metro Hotel

(35.2 CONTD.,)

45	465/1, Main Raod, A.G.Complex, Kovilpatti	A.G. Lodge & A.G. Restaurant	
46	560,560A Mainroad, Kovilpatti		A1 Mess
47	362/4 Tirunelveli Main Road, Gopalapuram Vilaku, Nalatinputhur		Hotel Saravana Bhavan
48	No.3/124, Madurai Road, Melakaranthai		Hotel Ramesh
49	Bus Stand Opposite, Vilathikulam		Sri Lakshmi Sankar Mess
50	Thoothukudi Main Road, Ettayapuram		Muniyandi Vilas Hotel
51	367, T.B. Road, Tiruchendur	Hotel Chitra Park Lodge	
52	306/129, T.B. Road, Tiruchendur	Hotel Udayam International	
53	10/54C, SH Punnai Nagar, Katchnavilai	Hotel Chendur Murugan	
54	10/54C, 54G Punnai Nagar, Katchanavilai	Hotel Chendur Murugan	
55	167a, Subramaniyapuram Street, Tiruchendur	Hotel Moorthi Mani Iyyar Lodge	

36. RECREATION AND CULTURAL SERVICES

36.1 List of Cinema Theatres and Their Capacities

Year: 2016-2017.

Sl.No.	Name of the Block / Municipality	No. of Cinema Theatres	Capacity
(1)	(2)	(3)	(4)
1	Thoothukudi	10	5990
2	Srivaikundam	1	798
3	Tiruchendur	3	1810
4	Alwarthirunagari	-	-
5	Udangudi	-	-
6	Sattankulam	1	478
7	Kovilpatti	4	2551
8	Kayatar	-	-
9	Vilathikulam	-	-
10	Pudur	-	-
11	Ottapidaram	-	-
	Total	19	11627

Source: District Collector, "C" Section Thoothukudi.

36.2 List of Clubs and Associations

Year: 2016-2017

Sl.No.	Place	No. of Clubs and Associations
(1)	(2)	(3)
1	Thoothukudi District	52

Source: District Collectorate.

36.3 List of Motion Picture Distributors and Projection Services

Year: 2016-2017

Sl.No.	Name of the Block / Municipality	Name of the Picture Distributors / Projection Services
(1)	(2)	(3)
1	Thoothukudi District	Nil

Source: Concerned Distributors

37. SOCIAL WELFARE

37.1 Beneficiaries under Puratchi Thalaivar M.G.R. Nutritious Meals Programme

Year: 2016-2017

No. Of Beneficiaries under age group/Std.				
1-5 Std	6-8 Std	9-10 Std	NCLP	Total
(1)	(2)	(3)	(4)	(5)
66920	38452	16811	316	122499

Source: P.A to Collector. (Noon meal)Thoothukudi.

37.2 No.of Beneficiaries under ICDS

Year: 2016-

2017

0-2 Years	No. of Beneficiaries under age group/Standard				Total
	2-3 years	3-5 years	Supplementation for pregnant women	suppelementation for nursing mothers	
1.	2.	3.	4.	5.	6.
23340	18125	17690	7148	6220	72523

Source: District Programme officer ICDS, Thoothukudi.

**37. 3 Number Of Beneficiaries Under Free Supply of
Text Books and Uniforms**

Year: 2016-2017

Sl.No,	Name of the Block/ Municipality	Age group 6-14 (Standandards I to VIII)			
		Uniforms		Text Books (Total***)	
		Boys	Girls	1-5	6-8
1.	2.	3.	4.	5.	6.
1	Thoothukudi(Pudukottai)	4464	4663	8105	1308
2	Thoothukudi (U)	2661	2457	8286	1044
3	Srivaikuntam	3382	3474	5614	1552
4	Karunkulam	2010	2047	3747	660
5	Tiruchendur	3333	3782	5592	1477
6	Alwarthirunagari	4462	4336	6802	2034
7	Udangudi	2200	2153	2984	0
8	Sattankulam	2924	3558	5753	1152
9	Kovilpatti	4390	3736	10540	2560
10	Kayathar	3652	3793	6605	392
11	Vilathikulam	3500	3505	5345	1440
12	Pudur	2255	2474	3833	860
13	Ottapidaram	3641	3655	6825	1050
	Total	42874	43633	80031	15529

**** Text Books issued Boys & Girls figures separately not available

Source: DEEO & DSWO Thoothukudi

37.4 Number of Beneficiaries under Oldage Pension Scheme

Year: 2016-2017

Sl. No	TALUK NAME	Srilanka		Beneficiaries								
		OAP	PHP	DWP	CMUP T	DDWP	UWP	IGNDPS	IGNWPS	DAPS	IGNOAPS	TOTAL
1.	Thoothukudi	7	0	444	13	177	17	192	337	330	1086	2603
2.	Srivaikuntam	0	0	591	0	243	28	203	389	586	2295	4335
3.	Tiruchendur	0	0	618	91	245	46	146	1695	556	1914	5311
4.	Sattankulam	0	0	360	9	177	54	128	1706	384	1473	4291
5.	Kovilpatti	0	0	2391	444	550	103	236	2429	1172	6095	13420
6.	Ottapidaram	0	0	1796	64	343	25	211	696	437	4413	7985
7.	Vilathikulam	0	0	541	425	226	47	228	1182	701	2898	6248
8.	Ettayapuram	59	4	168	47	90	25	99	600	492	1627	3211
	TOTAL	66	4	6909	1093	2051	345	1443	9034	4658	21801	47404

Source: Deputy Collector, Social Security Scheme, Thoothukudi.

37.5 Free Houses and House Sites Distributed to Communities

Year: 2016-2017

Name of the District	House distributed					
	S.C.	S.T.	B.C.	D.C.& MBC	Others	Total
1.	2.	3.	4.	5.	6.	7.
Thoothukudi	-	-	-	-	-	-

Source: Dist. Adi-dravidar & Backward class welfare officers, Thoothukudi

37.6 Implementation of Relief Measures and Pension Schemes

Year: 2016-2017

Sl.No.	Name of the Scheme/Relief Measures	No. of Beneficiaries				Total Amount disbursed (Rs. In '000)
		S.C.	S.T.	Others	Total	
(1)	(2)	(3)	(4)	(5)	(6)	(7)
1	Nalinthor Nala Thittam	50	0	92	142	2830
2	Accidental relief for workers (death at the time of work)	--	--	--	--	--
3	Freedom Fighters Pension Scheme	--	--	--	--	--
	a. State Government	--	--	--	--	--
	b. Central Government	--	--	--	--	--
	c. State & Central Government	--	--	--	--	--
4	C.M.'s Relief Fund	--	--	--	--	--
	1. Road Accidents	--	--	--	--	--
	2. Riot Victim	--	--	--	--	--
	3. Others (Specify) (Atrocities)	--	--	--	--	--
5	Mozhi Kavalar Pension Scheme	--	--	--	--	--
6	Nalinta Kalaignar Pension Scheme	--	--	-	-	-

Source: Deputy Collector, Social Security Scheme.

38. SANITARY SERVICES

38.1 No. of Sanitary Workers Engaged in Sanitation, Garbage and Sewage disposal and Other Particulars.

Year: 2016-2017

No. of Workers engaged in Sanitation	No. of Garbage and Sewage disposal	Other connected works related with sanitation
(1)	(2)	(3)
433	Garbage – dumping method Sewage connect to the drain	Underground drainage system is adopted

Source: Corporation commissioner, Thoothukudi.

38.2 NO. OF VEHICLES Engaged in Sanitary Services

SL.No	Name of the Corporation/Municipality/Town Panchayat/Village panchayat	Total No. of vehicles
(1)	(2)	(3)
1	Corporation (Thoothukudi)	83
2	Special Grade Municipality (Kovilpatti)	5
3	3 rd Grade Municipality (Kayalpattinam	9
4	Town Panchayats (19)	234
5	Village Panchayat	-

Source: Municipal Commissioners and Block Development Officer, Thoothukudi District

39. SCIENTIFIC AND RESEARCH SERVICE

Institutions and Laboratories Engaged in Research Work

Year: 2016-2017

Name and address of Institutions and Laboratories	Type of Research Field
(1)	(2)
Suganthi Devasan &co Thoothukudi	Marine
Gulf of Mannar bio-Diversity Research Station Thoothukudi and Ramnad	Environment & Bio-Diversity
Fisheries Research Station Thoothukudi	Aqua Cultural and Fish varieties

40. STORAGE FACILITIES

40.1 List of Agricultural and Non-Agricultural Storage Godowns

Sl.NO	Name of the Regulated Market	No of Agricultural Godowns	No of Non-Agricultural Godowns
(1)	(2)	(3)	(3)
1	Thoothukudi	3	Nil
2	Srivaikundam	2	Nil
3	Sattangulam	1	Nil
4	Kovilpatti	2	Nil
5	Ettayapuram	2	Nil
6	Kadambur	2	Nil
7	Kalugumalai	1	Nil
8	Vilathikulam	1	Nil
9	Pudur	1	Nil
	Total	15	

Source: Market Committee -Tirunelveli.

40.2 List of Cold Storage and Godowns

Sl.No.	Name of the regulated market	No of cold storages
(1)	(2)	(3)
1	Thoothukudi	1
2	Srivaikundam	1
3	Sattangulam	1
4	Kovilpatti	1
5	Ettayapuram	1
6	Kalugumalai	1
7	Vilathikulam	1
8	Pudur	1
	Total	8

Source: Market Committee -Tirunelveli.

41. TEXTILES

41.1 No.of Ginning, Spinning and Weaving mills

Year: 2016-2017

Sl.No.	Name of the Block/Municipalities	No. of Ginning mills	No. of Spinning mills	No. of Weaving mills
1.	2.	3.	4.	5.
1	Thoothukudi	-	3	-
2	Srivaikundam	1	2	-
3	Ottapidaram	2	5	-
4	Vilathikulam	1	5	-
5	Kovilpatti	18	15	4
6	Ettayapuram	8	5	-
	Total	30	35	4

Source: Deputy Director, Industrial safety and Health, Thoothukudi.

41.2 Quantum of Production During the Year.

Ginning Mills production	Spinning mills production	Weaving mills Production
1.	2.	3.
Not available		

Source: Deputy Director, Industrial safety and Health, Thoothukudi.

42. TRADE AND COMMERCE

No. of Major and Minor Trade & Commercial Estate

Year: 2016-2017

No. of Major Trade	No. of Minor Trade.	No. of Commercial Estate
(1)	(2)	(3)
266	358	--

Source: Secretary, Market Committee, Tirunelveli.

43. TRANSPORT DETAILS

43.1 Length of Roads (in Kilometres)

Name of the Department	Surfaced Roads				Un surfaced Roads	Grand Total
	Cement Concrete	Bituminou s	Water bound Macada m	Total		
	1.	2.	3.	4.		
DRDA	60389	2207.612	199.404	2450.709	441.150	2923.26
Highways	5.508	2028.598	-	2034.106	-	2034.11
National Highways (2015-2016)	-	162.0	-	162.0	-	162.0

Source: D.R.D.A & D.E. (H) Thoothukudi.&Project Director NHAI-Tirunelveli

43.2 Road Accidents

Year: 2016-2017

Sl.No.	Name of the District	Total Number of Accidents	No. of persons injured	Number of persons killed
(1)	(2)	(3)	(4)	(5)
1.	Thoothukudi	1483	1788	411

Source: Superintendent of Police, Thoothukudi.

43.3 Motor Vehicles Registered DURING 2016-2017

Commercial							
Stage carriage		Auto-rickshaw	Ordinary Taxi	Motor Cab	Maxi Cab	Omni Buses	Private Station Vehicle & others
Public	Private						
1.	2.	3.	4.	5.	6.	7.	8.
0	15	352	0	181	92	3	15

Table 43.3 Contd.,

Commercial									
School Bus	Ambulance	Fire Fighter	Light Commercial Vehicle	Lorry		Articulated Vehicle		Tractor Trailer	Total
				State Permit	National Permit	State Permit	National Permit		
(9)	(10)	(11)	(12)	(13)	(14)	(15)	(16)	(17)	(18)
38	9	0	339	386	116	20	64	9	981

Table 43.3 Contd.

Non-Commercial Vehicles						
Motor Cycle	Scooter	Moped	Tri-Cycle Auto	Motor Car	Jeep	Station Wagon
(19)	(20)	(21)	(22)	(23)	(24)	(25)
12765	1178	183	0	1883	1	1

Table 43.3 Contd.

Non-Commercial Vehicles						
Tractor	Three Wheeler	Four Wheeler	Road Rollers	Others	Total	Grand Total
(26)	(27)	(28)	(29)	(30)	(31)	(32)
88	0	0	0	64	17800	17952

Source: Regional Transport Officer, Thoothukudi

43.4 Transport Corporations

Year: 2016-2017

Sl.No	Name of the Corporations	Year of Formation	Headquarter	District covered	No. of buses
1.	Tamil Nadu State Transport Corporation(TIRUNELVELI) Ltd,Thoothukudi Region	23.10.2010	Regional H.O Thoothukudi	Tirunelveli And Thoothukudi	343

Source: General Manager -TNSTC Tirunelveli Region Tirunelveli.

43.5 Selected Indicators on Overall Performance of State Transport Corporations

Year: 2016-2017

Sl.No.	Item	Overall Performance
1.	Fleet Strength as on 31 st March 2017	343
2.	Kilometers operated carried per day (in lakhs)	1.60
3.	Number of passengers carried per day (in lakhs)	3.47
4.	Fleet Utilization (Percentage)	93.04
5.	Kilometer efficiency (Percentage)	99.93
6.	Kilometer run per litre of diesel	5.40
	a) City / Town	
	b) Mofussil	5.23
	c) Overall	5.26
7.	Number of routes (As on 31 March)	232
8.	Number of New routes introduced during the year	Nil
9.	New villages benefited during the year	Nil
10.	Benefited village population (in lakhs)	Nil
11	Staff strength as on 31 st March	2030
12.	Number of New Buses purchased	7

Source: General Manager -TNSTC Tirunelveli Region Tirunelveli.

43.6 Railway Lines and Stations

Year: 2015-2016

Item	Broad Gauge	Meter Gauge	Broad Gauge & Meter Gauge	Total
(1)	(2)	(3)	(4)	(5)
1. Route Length (in Km.)	125.79	-		125.79
2. Track Length (in Km.)	80.03	-	-	80.03
3. Number of Railway Stations	11	-	-	8

Source: Station master, Southern Railway, Thoothukudi.

43.7 Port Development

Vessels entered and Cargo handled -Thoothukudi

Name of the Port	Vessels entered(in Nos)		Cargo handled(in Tonnes)	
	(2)	(3)	(4)	(5)
(1)	2015-16	2016-17	2015-16	2016-17
V.O.Chidambaranar Port Trust	1,588	1,662	166,19,988	384,62,591

Source: Port Trust, Tuticorin.

43.8 Airport

Year: 2015-2016

Sl. No.	Airport	Passengers (in '000')			
		Embarked	Disembarked	Transit	Total
(1)	(2)	(3)	(4)	(5)	(6)
1.	INTERNATIONAL AIRPORT, MADRAS	-	-	-	-
	a) International	-	-	-	-
	b) Domestic	-	-	-	-
2.	DOMESTIC AIRPORT	-	-	-	-
	a) Tuticorin	43.27	46.78	NA	90.05
	b) Coimbatore	-	-	-	-
	c) Madurai	-	-	-	-
	d) Tiruchirappalli	-	-	-	-

TABLE 43.8 Contd.

Cargo Handled (Tonne)			Revenue (Rs. In lakhs)		
Loaded	Unloaded	Total	PAX	Cargo	Total
(7)	(8)	(9)	(10)	(11)	(12)
49	04	53	97.43	0.80	98.14

Source: Air port Authority, Vagaikulam Airport

43.9 Private Transport Operations

Year: 2016-2017

Sl.No.	Name of the Transport Operations	Address
(1)	(2)	(3)
1	Lion Roadways	Trivandrum Road, Opp to New Bus Stand,, Perumalpuram,, Tirunelveli, Tamil Nadu 627007
2	Sri Seethapathi Roadways	No 5 G, Trivandrum Road, Vannarpettai, Tirunelveli - 627003
3	N.K.R. Transport	No 109/5/11, Ettayapuram Road, Tuticorin HO, Near New Bus Stop, Muthammal Colony Polepettai, Thoothukudi - 628001
4	Vivegam Transport	No: 45 F,Palayankottai Road, (Near Old Bus Stand) Tuticorin . 628 001
5	T.D.J. Transport	102/5/B2 Polepettai west, Polepettai, Thoothukudi – 628002.
6	SSK Bus Service	Sri Ram Complex, A.K.S. Theatre Road, Kovilpatti - 628501
7	MK Gobalan bus service	MK Gopalan Motor Service, 403, Main Road, Kovilpatti – 628 502.
8	Aravind Bus service	Aravind Bus Transports ,6/7-A, Chidambara Nagar, Tuticorin- 628003
9	Vasanthan Bus service	No 3A, 6th street, Anna nagar, Anna Nagar, Thoothukudi - 628008
10	Nachiar Bus service	No 14A, East Renganathapuram street, Tuticorin HO, Opposite Kalyan Jewellery, Thoothukudi - 628001,
11	Raja Bus service	A R Complex, Kayathar Main Road, Kadambur, Kovilpatti - 628714

Source: R.T.O, Thoothukudi

44. TOURISM

44.1 Places of Tourist Attraction

Year: 2016-2017

Sl.No	Places of Attraction
(1)	(2)
1	The Gulf of Mannar Marine National Park
2	Ettayapuram Palace
3	Ettayapuram Bharathiyar Manimandapam
4	Kattabomman Memorial Fort – Panchalankurichi
5	Kattabomman Hanging memorial place – Kayathar
6	The Basilica of a Lady of Snows
7	Tiruchendur Murugan Temple
8	Tuticorin Port
9	V.O.C Birth place(illam), Ottapidaram

Source: Tourist information centre, Tirunelveli.

44.2 List of Places of Worship

Year: 2016-2017

Sl.No.	Places of Worship
(1)	(2)
1	Tiruchendur Murugan Temple
2	Kayalpattinam-Masjid
3	Manapad-Church
4	Megnanapuram-Church
5	Navathirupathi- Temples
6	Thoothukudi-Lady of Snows

Source: Concerned Authority.

44.3 LIST OF HOTELS AND RESTAURANTS

Year: 2016-2017

Sl.No	Place	Name of the Hotels with Lodging Facilities	Name of the Hotels without Lodging Facilities
1	Near New Busstand , Thoothukudi	Hotel Geetha International	
2	102/C W.G.C.Road ,Thoothukudi	Hotel Soma	
3	South Beach Road, Thoothukudi	SRM Hotel	
4	VE Road ,Thoothukudi	Hotel Sugam	
5	VE Road, Thoothukudi	Hotel Jonny International	
6	Peeriar St T,Hoothukudi	Hotel Dhanam	
7	VE Road, Thoothukudi	Dsf Grand Plaza(P)Ltd	
8	South Beach Road, Thoothukudi	Bell Hotel	
9	Spic Nagar, Thoothukudi	Sagar Sadan	
10	70/7, Balavinayagar Koil Street, Thoothukudi	Hotel Visaka	
11	Ettayapuram Road, Thoothukudi	Hotel Ram	
12	54d Gin Factory Road, Thoothukudi	Chitra Lodge	
13	147 Devarpuram Road, Thoothukudi	Hotel Alwin	
14	124 Palayamkottai Road , Thoothukudi	Hotel Paulsornam	
15	162 Ettayapuram Road , Thoothukudi	Hotel Paulson	
16	2/86 Palayamkottai Road , Maravanmadam, Thoothukudi	Tuticorin Sathya Parkresorts(P)Ltd	
17	45a Ettayapuram Road, Thoothukudi	Hotel Thilak(P)Ltd	
18	3/187, Perianayagapuram, Korampallam, Thoothukudi	Grt Regency	
19	3/1 Jeyaraj Road, Thoothukudi	Hotel Raj	
20	12/10 Palay Road Near Chandra Theatre, Thoothukudi		Aruna Cafe
21	115, Palayamkottai Road , Thoothukudi		Hotel Balamurugan
22	14-H /1 Mani Nagar, Thoothukudi		Hotel Ruchi
23	5/210/T6,Tiruchendur Road, V.O.C Nagar, Thoothukudi		Murugappa Chettinadu Mess
24	92 G Devarpuram Road, Thoothukudi		Hotel Saravanas
25	New Bus Stand Municipal Building, 6 , Ettayapuram Road, Thoothukudi		Hotel Sri Mini Kalian Bhavan
26	N/A,1, Tooveypuram 9 th Street, Thoothukudi		Home Kitchen

(44.3 contd.,)

27	4/3a, Ettayapuram Road, Thoothukudi		Shree Bhavan
28	100 5-1, Tiruchendur Road, Muthiapuram , Thoothukudi		Sri Gowri Sankar
29	422/1-A, Periya Nagapuram(Post), Thoothukudi		Peninsula Hotels(P)Ltd
30	122-A,Palayamcottai Road, Thoothukudi		Hotel Aarthis
31	2/70A, Main Road, Ponnagaram, Korampallam, Near ITI, Thoothukudi		Hotel Anand Sagar
32	70/8, Balavinayagar Kovil Street, Thoothukudi		Hotel Birunthavan
33	105f, Palayamcottai Road West, Thoothukudi		Autoor Mani Group Hotels(P)Ltd
34	54,Gin Factory Road, Thoothukudi		Hotel Nalas
35	74-A, Balavinayagar Kovil Street, Thoothukudi		Hotel Rajaparvai
36	5/357,Tiruchendur Main Road, Seydunganallur, Thoothukudi		Hotel Shri Guru Prasath
37	178/3, Palayamkottai Road, Thoothukudi		Hotel Sri Ashok Bhavan
38	402 A Main Road, Kovilpatti	Annanda Boarding And Lodging	
39	436/1, Tirunelveli Main Road, Kovilpatti	Hotel A.G. Plaza	
40	436/1 A.G.Complex, Main Road, Kovilpatti		Athis Food Park
41	163/1, Main Road, Keela Eral		Mahalakshmi Hotel
42	1, Arunachalampettai Street, Kovilpatti		Sri Barani Hotels
43	84, Main Road, Kovilpatti		Sri Ram Hotel
44	Main Road, Kovipatti		Metro Hotel
45	465/1, Main Raod, A.G.Complex, Kovilpatti	A.G. Lodge & A.G. Restaurant	
46	560,560A Mainroad, Kovilpatti		A1 Mess
47	362/4 Tirunelveli Main Road, Gopalapuram Vilaku, Nalatinputhur		Hotel Saravana Bhavan
48	No.3/124, Madurai Road, Melakaranthai		Hotel Ramesh
49	Bus Stand Opposite, Vilathikulam		Sri Lakshmi Sankar Mess
50	Thoothukudi Main Road, Ettayapuram		Muniyandi Vilas Hotel
51	367, T.B. Road, Tiruchendur	Hotel Chitra Park Lodge	

(44.3 contd.,)

52	306/129, T.B. Road, Tiruchendur	Hotel Udayam International	
53	10/54C, SH Punnai Nagar, Katchnavilai	Hotel Chendur Murugan	
54	10/54C, 54G Punnai Nagar, Katchanavilai	Hotel Chendur Murugan	
55	167a, Subramaniyapuram Street, Tiruchendur	Hotel Moorthi Mani Iyyar Lodge	

44.4 List of Travel Agents

Year: 2016-2017

Sl.No.	List of Travel Agents
(1)	(2)
1)	K.R. Ravee, Kovilpatti
2)	A. Annamalairajan, Thoothukudi

Source: Regional Transport Officer, Thoothukudi.

44.5 Train and Air Service Timings

Year: 2016-2017

S.No.	Name of the Train	Arrival	Departure	KM	Trak Time	Air Service	Arrival	Departure
1	Tuticorin – Chennai pearl city Express (12694)	8.50 am Egmore	1.00 pm Tuticorin	652	11.50Hr	Spicejet Airlines	11.40 am Tuticorin	10.25am Chennai
2	Chennai – Tuticorin Pearl City Express (12693)	6.30 am Tuticorin	7.30pm Chennai	652	11.05Hr	Spicejet Airlines	4.35 pm Tuticorin	3.10 pm Chennai
3	Tuticorin – Mysore Express(16235)	10.00am Mysore	04.35 pm Tuticorin	783	17.25Hr			
4	Mysore Tuticorin Express (16236)	11.15 am Tuticorin	6.00 pm Mysore	783	17.30Hr			
5	Tuticorin – Tirunelveli (56827)		8.30 PM					
6	Tirunelveli – Tuticorin (56828)	07.15 AM						

(44.5 contd.,)

7	Tuticorin Tiruchendur Passenger (56767)	--	8.45 AM					
8	Tiruchendur – Tuticorin (56768)	6.45 PM						
9	Tirunelveli – Tiruchendur (56763)	09.35 AM						
10	Tiruchendur – Tirunelveli (56764)		5.45 PM					
11	Tiruchendur – Chennai (16106)Senthur Express	11.25 am Chenna i	7.00 pm Tcr					
12	Chennai – Tiruchendur (16105)Senthur Express	8.25 am Tcr	3.05 p m Chenn ai					
13	Tuticorin – Coimbatore 22669	7.00am	10.35pm	461	8.25Hr			
14	Coimbatore – Tuticorin 22670	3.55am	3.06	461	8.25Hr			
15	Tuticorin – Oga (Vivek Express) 19567(Sunday only)	1.35pm	10.55pm	274 5	50.40H r			
16	Oga – Tuticorin Thursday 19568	6.45am	11.45pm	274 5	55 Hr			

Source: Station Master, Southern Railway, Thoothukudi.

45. VITAL STATISTICS

45.1 Births and Deaths Registered

Year: 2016-2017

Sl.No.	Health Division	Live Births Registered	Deaths Registered
(1)	(2)	(3)	(4)
1.	Thoothukudi	18570	8695
2.	Kovilpatti HUD	11249	6728

Source: DD-Health, Thoothukudi and Kovilpatti.

45.2 Birth, Death and Infant Mortality Rates

Year: 2016-2017

Health Division	Birth Rate	Death Rate	Infant Mortality Rate
(1)	(2)	(3)	(4)
Thoothukudi	10.70	2.70	8.60
Kovilpatti	12.60	5.00	10.18

Source: Deputy Director-Health, Thoothukudi & Kovilpatti

45.3 Death by Causes

Year: 2016-2017

Sl.No.	Name of the Causes for Death	No.of infant Death	
		Thoothukudi Division	Kovilpatti Division
(1)	(2)	(3)	(4)
1.	Birth Asphisiya	16	12
2.	Pnemonia	3	2
3.	Post asphyxial death	1	0
4.	Acute Resperatory disress syndorme	0	0
5.	Congenital Heart disease	10	12
6.	Congenital Anamoly	2	5
7.	Sepsis	11	11
8.	Meningitis	1	3
9.	Enchepalities	0	0
10.	Other VPD	0	1
11.	LBW	8	0
12.	Milk Aspiration	1	1
13.	Prererm	38	12
14.	Severe PEM/kwaskar	0	0
15.	Others	16	22
	Total	107	8

Source: Deputy Director- Health Services, Thoothukudi & Kovilpatti

46. VOLUNTARY SERVICES

List of Voluntary Services Available in the District for the Development of Rural and Urban Population

Year: 2016-2017

Sl.No	No. of Voluntary Service organisations
1.	2.
1	8

Source: District social welfare officer –Thoothukudi.

47. WATER WORK AND SUPPLY

47.1 No. of Schemes Operated in the District

Year: 2016-2017

Sl.No.	Name of the Schemes	No.of the Programmes in the Schemes
1.	2.	3.
1	Individual Power Pump Scheme	Nil
2	Jalmani – Providing Disinfection Arrangements to the School Water Supply	Nil
3	Water supply to School	Nil
RECHARGE STRUCTURE		
4	Check Dam	102
5	Percolation Ponds	10
6	Ooranies	7
7	Recharge Shaft	50
8	Defunct Bore Well Recharge	5

Source: E.E. TWAD, Urban& Rural Thoothukudi.

47.2 No. of Workers Engaged in the Water Works and Supply

Year: 2016-2017.

Sl.No.	Name of the Schemes	No.of Workers Engaged in Water Works and supply
1.	2.	3.
1	Rural	56
2	Urban	10
3	Contract Labours	268
	Total	334

Source: EE-TWAD Board Maintance Thoothukudi

47.3 No.of House Connections, Public Fountains

Sl.No.	Name of the Blocks /	No.of House water connections
(1)	(2)	(3)
1	Thoothukudi	6441
2	Srivaikuntam	1404
3	Karunkulam	1172
4	Tiruchendur	3463
5	Alwarthirunagari	4220
6	Udangudi	3775
7	Sattankulam	5337
8	Kovilpatti	274
9	Kayatar	605
10	Vilathikulam	344
11	Pudur	1226
12	Ottapidaram	2248
	TOTAL	30509

Source: Assistant Director of Panchayat, Thoothukudi

ADDITIONAL PARTICULARS ABOUT THOOTHUKUDI DISTRICT

Islands in Thoothukudi District

The Gulf of Mannar is situated on the eastern side of the district. Five coral islands in the Gulf of Mannar fall within the administrative control of Thoothukudi district. Twenty islands in the Gulf are divided into four groups (i.e) the Thoothukudi group, Vembar group, Kilakarai group and Mandabam group. Pandiyan Theevu, Van Theevu, Koswari Theevu, Kariyashuli Theevu and Villangushuli Theevu are included in Thoothukudi group of islands.

1. Pandiyan Theevu (Island)

The Pandiyan Theevu is of Two parts, north (Thoothukudi Taluk) and south (Srivaikundam Taluk). The local name of the northern part is Hare Island or Muyal Theevu. It forms part of Thoothukudi revenue village (i.e) village no.28 as per the survey records. It was first surveyed, mapped and included in the land records in 1911 by the Deputy Director of Survey of the Government of Madras Presidency. It is situated as at a distance of six km. east of Thoothukudi in the Gulf of Mannar.

2. Van Theevu

The Van Theevu is locally called as Church Island. The island forms part of Keela Arasadi village of Ottapidaram Taluk (revenue village no.322). The area of the island is 16 hectares and 56 ares. It is situated at a distance of six km. from the shore.

3. Koswari Island

It is also called as Karsuvar Island. It is located seven km. from Tharuvaikulam village of Ottapidaram Taluk. Its area is 19.5 ha. It is included in Tharuvaikulam (revenue village no.62, survey no.396) of Ottapidaram Taluk.

4. Karisauli Theevu

This island is located 10 km. off the shore of Pattanamarudur village of Ottapidaram Taluk.

5. Vilangusuli Island

It is the farthest island from the shore in the district. It forms part of Pattanamarudur village and is located 12 km. off the shore of the village.

DISTRICT ADMINISTRATION

Name	Shri.. N.Venkatesh, IAS
Address	District Collector, Collectorate, Thoothukudi – 628101.
Phone	0461-2340600(O) , 0461-2320050(R)
Fax	0461-2340606(O) , 0461-2324220(R)
Mobile	9444186000
E-Mail	collrtut@nic.in

Name	Shri. Mahendran, IPS
Address	Superintendent of Police, SP Office, Thoothukudi – 628101.
Phone	0461-2340200(O) , 0461-2330111(R)
Fax	0461-2340651(O)
E-mail	sp.tntut@nic.in

Name	Shri. Dr.M.Veerappan, M.B.B.S.,
Address	District Revenue Officer, Collectorate, Thoothukudi – 628101
Phone	0461-2340400(O) , 0461-2340999(R)
Fax	0461-2340606
Mobile	9445000929
E-mail	dro.tntut@nic.in

Name	Thiru.V.Pitchai, M.Sc.,B.Ed.,
Address	Project Director(DRDA), Collectorate, Thoothukudi – 628101
Phone	0461-2340575(O)
Fax	0461-2340088
Mobile	9443147321
E-mail	drda(dot)tntut(at)nic(dot)in

POLICE STATIONS CONTACT NUMBERS

Sl.N O	DISTRICT NAME	CONTACT NUMBER	EMAIL
1	Thoothukudi	0461-2330111, 0461-2340200	spthoothukudi@yahoo.co.in
ADDITIONAL SUPERINTENDENT OF POLICE - ADSP			
1	Thoothukudi	9498195222 0461-2340300	-
2	Thoothukudi	9498195450 0461-2340300	-
DEPUTY SUPERINTENDENT OF POLICE - DSP			
1	Pew	9498142960 0461-2311000	9498142960@cctns.gov.in
2	Thoothukudi	9498101831 9498111498	dsp.thoothukudi@tncctns.gov.in
3	Thiruchendur	9498194825 04639-245100, 9498101833	dsp.thiruchendur@tncctns.gov.in
4	Maniyachi	0461-2273252	dsp.maniyachi@tncctns.gov.in
5	Srivaikundam	9442208749 04630-255236	dsp.srivaikundam@tncctns.gov.in
6	Vilathikulam	9498194685 04638-233498, 9498101837	dsp.vilathikulam@tncctns.gov.in
7	Kovilpatti	9443672486 04632-220020, 9498101835	dsp.kovilpatti@tncctns.gov.in
8	Sattankulam	9498106909 04639-266665, 9498101838	dsp.sattankulam@tncctns.gov.in
9	Thoothukudi Rural	9442190531 0461-2376093, 9498101832	dsp.thoothukudirural@tncctns.gov.in

S.NO	POLICE STATION	LANDLINE NUMBER	MOBILE NUMBER	E-MAIL ID
Thoothukudi SUB DIVISION POLICE STATIONS				
1	Muthiahpuram	0461-2355311, 9498101859	9498110435	sho.muthiapuram@tncctns.gov.in
2	Thoothukudi Central	0461-2321400, 9498101883	9498196008	sho.thoothukudicentral@tncctns.gov.in
3	Thoothukudi North	0461-2320051, 9498101884	9498183934	sho.thoothukudinorth@tncctns.gov.in
4	Thoothukudi South	0461-2321850, 9498101885	9444121577	sho.thoothukudisouth@tncctns.gov.in
5	Thermal Nagar	0461-2352721, 9498101882	9498191652	sho.thermalnagar@tncctns.gov.in
6	Awps-thoothukudi	0461-2337999, 9498101888	9498193791	sho.awpsthoothukudi@tncctns.gov.in
7	Thazhamuthunagar	0461-2360370, 9498101878	9498197205	sho.thazhamuthunagar@tncctns.gov.in
8	Central Crime Branch	-	9498194639	-
Thoothukudi Rural SUB DIVISION POLICE STATIONS				
1	Murappanadu	04630-261229, 9498101858	9498195667	sho.murappanadu@tncctns.gov.in
2	Pudukkottai	0461-2271230, 9498101866	9498194857	sho.pudukkottaitoothukudi@tncctns.gov.in
3	Sipcot	0461-2341472, 9498101874	9498194455	sho.tutsipcot@tncctns.gov.in

4	Thattaparai	0461-2261240, 9498101881	9498196080	sho.thattaparai@tncctns.gov.in
5	Puthiamputhur	0461-2261214, 9498101865	9498194757	sho.puthiamputhur@tncctns.gov.in
6	Awps-pudukottai	0461-2271430, 9498101889	9498198369	sho.awpspudukottaitoothukudi@tncctns.gov.in
Maniyachi SUB DIVISION POLICE STATIONS				
1	Kadambur	04632-246231	9486955866	inskdrtut@cctns.gov.in
2	Maniyachi	0461-2268226, 9498101855	9498194794	sho.maniyachi@tncctns.gov.in
3	Ottapidaram	0461-2366238, 9498101863	9498120472	sho.ottapidaram@tncctns.gov.in
4	Pasuvanthanai	0461-262225, 9498101864	9498197575	sho.pasuvanthanai@tncctns.gov.in
5	Puliyampatti	0461-2273217, 9498101868	9498188453	sho.puliyampatti@tncctns.gov.in
6	Naraikinaru	0461-2273292, 9498101861	9498195417	sho.naraikinaru@tncctns.gov.in
7	Awps-kadambur	04632-246488, 9498101892	9442302669	sho.awpskadambur@tncctns.gov.in
Kovilpatti SUB DIVISION POLICE STATIONS				
1	Kalugumalai	04632-251201, 9498101847	9498193659	sho.kalugumalai@tncctns.gov.in
2	Kayathar	04632-261232, 9498101848	9443012311	sho.kayathar@tncctns.gov.in
3	Kovilpatti East	04632-220050	9443400309	kovilpattieastpsinspr@cctns.gov.in

4	Kovilpatti West	04632-220048, 9498101851	8925333171	sho.kovilpattiwest@tncctns.gov.in
5	Nalattinpudur	04632-251201, 9498101860	9498194311	sho.nalattinpudur@tncctns.gov.in
6	Awps-kovilpatti	04632-220060, 9498101893	9498194380	sho.awpskovilpatti@tncctns.gov.in
7	Koppampatti	04632-244219, 9498101849	9486207501	sho.koppampatti@tncctns.gov.in
Vilathikulam SUB DIVISION POLICE STATIONS				
1	Eppodumvendran	0461-2265226, 9498101842	9487888124	sho.eppodumendran@tncctns.gov.in
2	Ettayapuram	04632-271201, 9498101844	9498193411	sho.ettayapuram@tncctns.gov.in
3	Kulathur	04638-227224, 9498101853	9498194417	sho.kulathur@tncctns.gov.in
4	Pudur	04638-252240, 9498101867	9443972117	sho.pudur@tncctns.gov.in
5	Vilathikulam	04638-233125, 9498101887	9498195877	sho.vilathikulam@tncctns.gov.in
6	Masarpatti	04638-272240, 9498101856	8300058547	sho.masarpatti@tncctns.gov.in
7	Soorankudi	04638-262300, 9498101875	9498196003	sho.soorankudi@tncctns.gov.in
8	Tharuvaikulam	0461-2277270, 9498101879	9498195931	sho.tharuvaikulam@tncctns.gov.in
9	Kadalkudi	04638-291101, 9498101845	9498194867	sho.kadalkudi@tncctns.gov.in

10	Sankaralingapuram	04638-242040, 9498101869	9498196079	sho.sangaralingapuram@tncctns.gov.in
11	Awps-vilathikulam	04638-233925, 9498101894	9498104902	sho.awpsvilathikulam@tncctns.gov.in
Srivaikundam SUB DIVISION POLICE STATIONS				
1	Serakulam	04630-265229	9498194536	-
2	Alwarthirunagiri	04639-273230	9488900543	sho.alwarthirunagiri@cctns.gov.in
3	Srivaikundam	04630-255228, 9498101876	9498191451	sho.srivaikundam@tncctns.gov.in
4	Kurumbur	04639-235100, 9498101854	9498195306	sho.kurumbur@tncctns.gov.in
5	Seidunganallur	04630-263237, 9498101872	9498170044	sho.seidunaganallur@tncctns.gov.in
6	Sayarpuram	04630-271240, 9498101871	9498194881	sho.sayarpuram@tncctns.gov.in
7	Awps-srivaikundam	04630-256826, 9498101891	9498191587	sho.awpssrivaikundam@tncctns.gov.in
8	Eral	04639-271240, 9498101843	-	sho.yaeral@tncctns.gov.in

Thiruchendur SUB DIVISION POLICE STATIONS				
1	Thiruchendur	04639-242241, 9498193791	9498194141	sho.thiruchendur@tncctns.gov.in
2	Athoor	04639-238411, 9498101841	9498192946	sho.tutathur@tncctns.gov.in
3	Awps-thiruchendur	04630- 246111,9498101890	9498197499	sho.awpsthiruchendur@tncctns.gov.in
4	Kulasekarapattinam	04639-250286, 9498101852	9498195919	sho.kulasekarapattinam@tncctns.gov.in
5	Arumuganeri	04639-280350, 9498101840	9498105529	sho.arumuganeri@tncctns.gov.in
6	Tiruchendur Temple	04639-246100, 9498101877	9498197063	sho.tiruchendurtemple@tncctns.gov.in

Sattankulam SUB DIVISION POLICE STATIONS				
1	Thattarmadam	04639-253244, 9498101880	9498193087	sho.thattaramadam@tncctns.gov.in
2	Sattankulam	04639-266233, 9498101870	9498182308	sho.sattankulam@tncctns.gov.in
3	Meignanapuram	04639-227233, 9498101857	9498195386	sho.meignanapuram@tncctns.gov.in
4	Nazareth	04639-277233, 9498101862	9498194500	sho.nazerath@tncctns.gov.in
PEW SUB DIVISION POLICE STATIONS				
1	Pew-thoothukudi	9498195151	-	
2	Pew-Tiruchendur	4639242241		-
3	Pew-kovilpatti	9498182308	-	

PRIMARY HEALTH CENTRES IN THOOTHUKUDI DISTRICT

Sl. No.	Block	Name the PHC	Type of PHC	Email ID	Phone No.
1	Srivaikundam	Eral	30 Bed Upgraded Block PHC	tut-eral.tnphc(at)nic(dot)in	04630- 270141
2		Betmanagaram	Additional PHC	tut-bmngaram.tnphc(at)nic(dot)in	04630- 291133
3		Sivakalai	Additional PHC	tut-skalai.tnphc(at)nic(dot)in	04630- 293690
4		Sebathiapuram	Additional PHC	tut-spuram.tnphc(at)nic(dot)in	04630- 273611
5		Pandaravillai	Additional PHC	tut-pdvilai.tnphc(at)nic(dot)in	04630- 293691
6	Tiruchendur	Kayamozhi	Block PHC	tut-kayamoli.tnphc(at)nic(dot)in	04639- 232072
7		Sonaganvillai	Additional PHC	New PHC	04639- 223344
8		Arumuganeri	Additional PHC	tut-neri.tnphc(at)nic(dot)in	04639- 285399
9		Pitchivillai	Additional PHC	tut-pvillai.tnphc(at)nic(dot)in	04639- 291923
10	Udangudi	Meignanapuram	Block PHC	tut-mpuram.tnphc(at)nic(dot)in	04639- 227536
11		Kulasekarapattinam	Additional PHC	tut-kspattinam.tnphc(at)nic(dot)in	04639- 291897
12		Paramankurchi	Additional PHC	tut-pkurichi.tnphc(at)nic(dot)in	04639- 291948

13	Sathankulam	Mudalur	Block PHC	tut-mudalur.tnphc(at)nic(dot)in	04639- 261411
14		Padukkapattu	Additional PHC	tut-apuram.tnphc(at)nic(dot)in	04639- 295577
15		Anandapuram	Additional PHC	tut-ppathu.tnphc(at)nic(dot)in	04639- 254210
16	Thoothukudi	Pudukottai	Block PHC	tut-pudukottai.tnphc(at)nic(dot)in	0461- 2271013
17		Mappillaiurani	Additional PHC	tut-mpurani.tnphc(at)nic(dot)in	0461- 2345515
18		Loorthammalpuram	Additional PHC	tut-lapuram.tnphc(at)nic(dot)in	
18		Mudivaithanendal	Additional PHC	tut-mvendal.tnphc(at)nic(dot)in	04630- 293628
19		Mullakadu	Additional PHC	tut-mullakadu.tnphc(at)nic(dot)in	0461- 2355810
20	Alwarthirunagari	Thenthiruperai	Block PHC	tut-ttperai.tnphc(at)nic(dot)in	04639- 273023
21		Authoor	Additional PHC	tut-authoor.tnphc(at)nic(dot)in	04639- 238899
22		Mookuperi	Additional PHC	tut-mukkuperi.tnphc(at)nic(dot)in	04639- 277443
23		Alwarthirunageri	30 Bed Upgraded Additional PHC	tut-atnagari.tnphc(at)nic(dot)in	04639- 273550
24		Salaipudhur	Additional PHC	tut-spudur.tnphc(at)nic(dot)in	04639- 274111
25		Udayargulam	Additional PHC	tut-ukulam.tnphc(at)nic(dot)in	04630- 292100
26	Karunkulam	Vallanad	Block PHC	tut-vallanadu.tnphc(at)nic(dot)in	04630- 261403
27		Karungulam	30 Bed Upgraded Additional PHC	tut-kckudi.tnphc(at)nic(dot)in	04630- 293406
28		Keelachekarakudi	Additional PHC	tut-karunkulam.tnphc(at)nic(dot)in	04630- 264055

Fire Service stations		
Sl.No	Name of the Station	Telephone Numbers
1.	Thoothukudi	0461-2326501 & 101
2	Kovilpatti	04632-220099
3	Thoothukudi Thermal	0461-2352113
4	Tiruchendur	04639-242301
5	Srivaikundam	04630-255210
6	Sattankulam	04639-266399
7	Vilathikulam	04638-233101
8	Kalugumalai	04632-251301
9	Thoothukudi Sipcot	0461-2340091

GOVERNMENT HOSPITALS

1. Government Hospitals, Kovilpatti
 2. Government Hospitals, Tiruchendur
 3. Government Hospitals, Vilathikulam
 4. Government Hospitals, Srivaikundam
 5. Government Hospitals, Ottapidaram
 6. Government Hospitals, Sathankulam
 7. Government Hospitals, Kayalpattinam
 8. Government Hospitals, Kalankudiyiruppu
 9. Government Hospitals, Ettayapuram
- &
10. Thoothukudi Medical college Hospital, Thoothukudi

Thoothukudi Districts Colleges

Arts & Science

1. A.P.C. Mahalakshmi College for Women, Thoothukudi
2. Aditanar College of Arts and Science, Tiruchendur
3. Bishop Caldwell College, Thoothukudi
4. G.V.N. College, Kovilpatti
5. Govindammal Adithanar Women's College, Tiruchendur
6. Holy Cross Home Science College for Women,
Thoothukudi
7. K.R. Arts and Science College, Kovilpatti
8. Kamaraj College, Thoothukudi
9. Nazareth Margochis College, Thoothukudi
10. Pope's College, Sawyerpuram
11. S.S. Duraisamy Nadar Mariammal College, Kovilpatti
12. Sri K.G.S. Arts College, Srivaikuntam, Thoothukudi
13. St. Mary's College, Thoothukudi
14. V.O.C. College, Thoothukudi
15. Wavoo Wajeeha Women's College, Tiruchendur
16. MS University Arts and Science college, Sattankulam
17. Don Bosco College of Arts and Science , Keela Eral
18. MS University College, Nagampatti

19. Punitha Ohm College of Arts and Science, Kovilpatti
20. Muthukaniammal college of Arts and Science, Kulathur
21. Sri.KGS Arts and Science College, Srivaikundam
22. MS university Constituent Model College, Nagalapuram

Engineering Colleges

1. Infant Jesus College of Engineering, Thoothukudi
2. VOC College of Engineering Anna University,
Thoothukudi Campus , Thoothukudi
3. Dr. G.U. Pope College of Engineering, Sawyerpuram
4. Dr. Sivanthi Aditanar College of Engineering,
Tiruchendur
5. Jeyaraj Annapackiam CSI College of Engineering,
Nazareth
6. National Engineering College, Kovilpatti
7. Unnamalai Institute of Technology, Kovilpatti
8. Chandy College of Engineering, Thoothukudi
9. St.Mother Thersesa Engineering College, Vagaikulam
10. Holycross Engineering Collge, Thanoothu
Village,Thoothukudi

Medical college

Thoothukudi Govt. Medical College, Thoothukudi

Thoothukudi District High School & Higher Secondary School list

Government High Schools in Thoothukudi Educational District		
S.no	School name	Phone number
1	GHS, Sundankottai	04639 - 254650
2	GHS, Therikudiyiruppu	04639 - 232110
3	GHS, AnavaradhaNallur	04630 - 263808
4	GHS, Nadunalu Moolaikinaru	04639 - 232450
5	GHS, Kasilingapuram	94422 84344
6	GHS, Kalvay	94895 13021
7	GHS, Vengatramanujapuram	04639 - 254450
8	GHS, Puthukulam	04639 - 267711
9	GHS, Pannamparai	04639-295372
10	GHS, Pottalkadu	04639-273399

**GHS – Government High School

Government Higher Secondary School in Thoothukudi Educational District		
S.no	School name	Phone number
1		0461 - 2300124
2	GHSS, M. Thangammalpuram	0461 - 2355202
3	GHSS, Soreespuram, Thoothukudi	0461 - 2340211
4	GHSS, Keela poovani	0461 - 2930116
5	GHSS, Sivagalai	04630 - 270825
6	GHSS, Mukkani	04630-270635
7	GHSS,Mavadipannai	04639-273399
8	GHSS, Savalaperi	0461 - 2273508

9	GHSS, Vazhavallan	04630-270630
10	GHSS, Sekkarakudi	04630-294494
11	GHSS, Konguraya kurichi	04630 - 266550
12	GHSS, Eral	04630 - 270922
13	GHSS, Umarikadu	04630-271518
14	GHSS, Mudivaithanenthal	0461 - 2269422
15	GHSS, Authoor	04639-238544
16	GHSS, Kayamozhi	04639-232592
17	GHSS (B), Tiruchendur	04639-242533
18	GHSS (G), Tiruchendur	04639-245485
19	GHSS, Vallanadu	04630 - 261221
20	GHSS, Karungulam	04630 - 264082
21	GHSS, Ramanujamputhur	04630-265291
22	GHSS, Siruthondanallur	04630 - 270335
23	GHSS, Komadikottai	04639-295372
24	GHSS, Padugapathu	04639-254610
25	GHSS(G), Arumuganeri	04639 - 280370
26	GHSS(G), Kayalpattinam	04639 - 285130
27	GHSS, Kombankulam	04639-266050
28	GHSS(G), Srivaikundam	04630 - 255853
29	Corporation Higher Secondary School Samuelpuram	NA

***GHSS – Government Higher Secondary School

Thoothukudi Educational District		
S.No	School Name	Phone Number
Self Financing (Higher Secondary School)		
1	Spic Nagar Higher Secondary School, Thoothukudi	0461-2355066
Self Financing (High School)		
1	T.N.D.T.A High school, Maranthalai	04639-238476
2	Sirumalar High School, Trespuram	0461-2362402
Middle School		
1	St. Mary's Middle School, Manapadu	04639-226211

High school in Kovilpatti Educational District		
S.No	School Name	Phone Number
1	GHS, Kodangipatti	04638-242300
2	GHS, M. Kottur	04632-241345
3	GHS, Sennamara Rettipatti	04566-291294
4	GHS, Ariyanayagipuram	04638-292898
5	GHS, Kalampatti	04632-248341
6	GHS, Parivilikottai	94438 70127
7	GHS, Padarnthapuli	04632-271144
8	GHS, Kollanginaru	0461-2930086
9	GHS, Melmanthai	0468-296688
10	GHS, Vedanatham	0461-2911411
11	GHS, Eppodumvendran	0461-2265244
12	GHS, Kadalgudi	4638 295353
13	GHS, Iyyanaroothu	NA
14	GHS, Loyal Mill Colony	04632-220080
15	GHS, N. Ilanthaikulam	04632-261033
16	GHS, Vijayapuri	04632 - 244324
17	GHS, Chidampampatti	04632 - 242233
18	GHS, Akkanaickenpatti	NA
19	GHS, Karupur	NA

**GHS – Government High School

Higher Secondary School in Kovilpatti Educational district		
S.No	School Name	Phone Number
1	GHSS, Kurukkusalai	0461 - 2373073
2	GHSS, Vepalodai	0461 - 2267226
3	GHSS, Kamanaickenpatti	04632 - 244224
4	GHSS, Vanaramutti	04632 - 248056
5	GHSS, Sivagnanapuram	04638 - 282201
6	GHSS, Kulathur	04638 - 227569
7	GHSS, Vembar	04638-262237
8	GHSS, Pasuvanthanai	0461 - 2262353
9	GHSS, Tharuvaikulam	0461 - 2277341
10	GHSS, Nalatinputhur	04632 - 248585
11	GHSS, Ettayapuram	04632 - 271046
12	V.O.C GHSS (B), Kovilpatti	04632-222180
13	GHSS, Kalugumalai	04632 - 251509
14	GHSS, Kayatar	04632 - 261533
15	GHSS, Pudur	04638 - 252610
16	GHSS, Vilathikulam	04638 - 234571
17	V.O.C GHSS , Ottapidaram	0461 - 2366448
18	GHSS, Kovilpatti	04632 - 222422
19	GHSS, Villiseri	04632 - 243428
20	GHSS, Oothupatti	04632-231399
21	GHSS, Boothalapuram	04638-291567
22	GHSS, Ilayarasanendal	04632 - 247208
23	GHSS, Shenkottai	04638-272599
24	GHSS, Vembur	04638-272522

*** GHSS – Government Higher Secondary School

Government Aided High School in Kovilpatti Educational District

S.No	School Name	Phone Number
1	St.Mary's High School, South Konarkottai	04632-242268
2	Sengunthar High School. Kadalaiyur	04632-295543
3	S.K.K. Hindu High School , Nalapuram	04638-242727
4	Nadar High School, Karisalkulam	99440 24233
5	Hindu Nadar High School, Pudur	04638-252330
6	Hindu Ganapathy Kasinathan High School, K. Thangammalpuram	04638-262294
7	Parvathi High School, Iluppaiyurani	04632-223739
8	T.D.T.A. High School, K. Kailasapuram	0461-2273227
9	E.V.A Vallilmuthu High School, Velayuthapuram	04632-221478
10	Senaiyar Kalaimagal High Schoo, Erachi	04632-244320
11	T.D.T.A. J.A. High School, Nalapuram	04638-242044
12	Vishwa Karma High School, Kovilpatti	04632-222613
13	Hindu Nadar Kamaraj High School, Cholapuram	0461-2265311
14	St. Antony High School, Periyasampuram	04638-262155
15	Fathima High School, Kayatar	04632-261244
16	St. Louis High School, Keelavaippar	04638-292300
17	St. Alloysious High School, Kamanaickenpatti	04632-244356

**Government Aided Higher Secondary School in
Kovilpatti Educational District**

S.No	School Name	Phone Number
1	R.C. Soosai HSS , Kalugumalai	04632-251689
2	T.M.B. Mechavoy HSS, Ottapidaram	0461-2366406
3	Nadar HSS , Kovilpatti	04632-220766
4	A.V HSS , Kovilpatti	04632-223705
5	Lakshmi Mill HSS, Kovilpatti	04632-230923
6	Hindu Nadar HSS, Kadambur	04632-246241
7	Raja HSS , Ettayapuram	04632-271464
8	S.A.N HSS , Nagalapuram	04638-242256
9	T.V.A.N HSS, Perilovanpatti	04638-222222
10	T.D.T.A HSS, S.Kailasapuram	0461-2261233
11	John The Poptheist HSS , Puthiamputhur	0461-2261231
12	Hindu Nadar HSS , N. Vedapatti	04638-242255
13	Shyamala HSS , Iluppaiyurani	99441 93967
14	M.K.H HSS , Subbammalpuram	0461-2262255
15	Kammavar (G) HSS , Kovilpatti	04632-223317
16	Everest HSS , Kovilpatti	04632-231686
17	Natarajan HSS , Katunaickenpatti	0461-2265222
18	Kammavar HSS , Kalugumalai	04632-252001
19	St. Joseph HSS , Keelamudiman	0461-2366053
20	St. Joseph HSS , Kovilpatti	04632-224974
21	St. Louis (G) HSS , Kalugumalai	04632-252279

**** HSS – Higher Secondary School

Kovilpatti Educational District		
S.No	School Name	Phone Number
Corporation High School		
1	Municipality Government High School, Gandhinagar	04632-227757
Adi Dravidar Welfare Government High Schools		
1	GHS , Karisalkulam (Adi Dravidar Welfare)	04632 - 296102
2	GHS , Thirumangalakurichi (Adi Dravidar Welfare)	04632 - 242223
Self Financing High Schools		
1	St.Paul's High School, V. Vedapatti	04632 - 244356
2	Sri Krishna High School, Kurumalai	94884 74229
Self Financing Higher Secondary School		
1	Kaviarasar Higher Secondary School, Vilathikulam	04638 - 234087

DISTRICT ELEMENTARY EDUCATIONAL OFFICE, THOOTHUKUDI
SCHOOL Abstract

S.No	Block	PU			Municipal			Govt			ADW			Social welfare	Govt Total			Aided			Total		
		Pri	Mid	Total	Pri	Mid	Total	Pri	Mid	Total	Pri	Mid	Total		Pri	Mid	Total	Pri	Mid	Total	Pri	Mid	Total
1	Thoothukudi Urban	0	0	0	4	6	10	0	0	0	0	0	0	0	4	6	10	29	13	42	33	19	52
2	Thoothukudi Rural(Pudukottai)	27	7	34	0	0	0	0	0	0	1	0	1	0	28	7	35	38	13	51	66	20	86
3	Karungulam	45	6	51	0	0	0	1	0	1	2	0	2	0	48	6	54	23	9	32	71	15	86
4	Srivaikundam	27	11	38	0	0	0	0	0	0	0	0	0	1	28	11	39	52	21	73	80	32	112
5	Alwarthirunagari	18	12	30	0	0	0	0	0	0	0	0	0	0	18	12	30	71	23	94	89	35	124
6	Tiruchendur	27	7	34	0	0	0	0	0	0	2	0	2	0	29	7	36	40	14	54	69	21	90
7	Udangudi	27	5	32	0	0	0	0	1	1	0	1	1	0	27	7	34	45	11	56	72	18	90
8	Sathankulam	36	5	41	0	0	0	0	0	0	0	0	0	0	36	5	41	69	23	92	105	28	133
9	Ottapidaram	58	12	70	0	0	0	0	0	0	1	0	1	0	59	12	71	55	13	68	114	25	139
10	Kovilpatti	41	11	52	3	2	5	0	0	0	1	0	1	0	45	13	58	44	11	55	89	24	113
11	Kayathar	72	9	81	0	0	0	1	0	1	2	0	2	0	75	9	84	34	7	41	109	16	125
12	Vilathikulam	57	8	65	0	0	0	1	0	1	1	0	1	0	59	8	67	30	11	41	89	19	108
13	Pudur	47	19	66	0	0	0	0	0	0	0	0	0	0	47	19	66	25	5	30	72	24	96
	Total	482	112	594	7	8	15	3	1	4	10	1	11	1	503	122	625	555	174	729	1058	296	1354

S.No	Block	N & PS	Total			Self Finance			Grand Total		
			Pri	Pri	Mid	Total	Pri	Mid	Total	Pri	Mid
1	Thoothukudi Urban	36	69	19	88	0	1	1	69	20	89
2	Thoothukudi Rural(Pudukottai)	18	84	20	104	1	3	4	85	23	108
3	Karungulam	4	75	15	90	0	1	1	75	16	91
4	Srivaikundam	7	87	32	119	0	1	1	87	33	120
5	Alwarthirunagari	10	99	35	134	0	0	0	99	35	134
6	Tiruchendur	10	79	21	100	0	1	1	79	22	101
7	Udangudi	6	78	18	96	1	2	3	79	20	99
8	Sathankulam	2	107	28	135	0	1	1	107	29	136
9	Ottapidaram	7	121	25	146	0	1	1	121	26	147
10	Kovilpatti	17	106	24	130	0	0	0	106	24	130
11	Kayathar	5	114	16	130	0	0	0	114	16	130
12	Vilathikulam	5	94	19	113	0	0	0	94	19	113
13	Pudur	3	75	24	99	0	0	0	75	24	99
	Total	130	1188	296	1484	2	11	13	1190	307	1497

Name of Veterinary Dispensaries and Sub Centres which are functioning in Thoothukudi Division

Sl.No	Panchayat union	Taluk	Veterinary Dispensary	Veterinary Centre	Sub Rural Veterinary Dispensary
1)	Pudukottai	Thoothukudi	1) Pudukottai	1) Kulaiankarisal 2) Korampallam	--
			2) Perurani	3) Mela Thattaparai	1) Mudaivaithanenthal
			3) Mappailayurani	4) Mellavittan	2)Mullakudu 3) Thoothukudi Keelur
2)	Karungulam	Srivaikundam	4) Vallanadu	5) Kongaranyakurchi	4) Deivasayalpuram
			5) Seithunganallur	--	--
			6) Karungulam	--	5) Kalvai
			7) Poovani	--	
3)	Srivaikundam	Srivaikundam	8) Eral	6)Umarikadu 7) Palayakalyal	--
			9) Pannavilai	8)Padmanabha mangalam	6) Petmanagaram
			10)Sebathayapuram	9)Kovankadu 10) Subramaniapuram	--

Name of Veterinary Dispensaries and Sub Centres which are functioning in Tiruchendur Division

Sl.No	Panchayat union	Taluk	Veterinary Dispensary	Veterinary Centre	Sub Rural Veterinary Dispensary
1)	Alwarthiunagari	Tiruchendur	1) Thenthiruperai	--	1) Authoor
			2) Nazareth	--	2) Nalumavadi
			3) Alwarthirunagari	--	3) Peikulam
2)	Tiruchendur	Tiruchendur	4) Tiruchendur	--	4) Ammanpuram
			5) Kayamozhi	--	--
			6) Arumuganeri	--	--
			7) Kayalpattiam	--	--
3)	Udankudi	Tiruchendur	8) Udankudi	--	5) Veppankadu
			9) Menganapuram	1) Paramankurichi	--
			10)Kulasekarapattiam	2) Mathavankurichi	--
4)	Sathankulam	Sathankulam	11) Pudukapathu	3)Maninagar 4)Polaiyarpuram 5) Poochikadu	--
			12) Sathankulam		6) Ananthapuram
			13) Thatchanvilai	--	7) Nedunkulam

Name of Veterinary Dispensaries and Sub Centres which are functioning in Kovilpatti Division

Sl.No	Panchayat union	Taluk	Veterinary Dispensary	Veterinary Sub Centre	Rural Veterinary Dispensary
1.	Kayathar	Kovilpatti	1. Kayathar	--	1) Villicheri 2) Ayyanarouthu
			2. Kadambur	1) Therkuvandanam	--
			3. Chettkurichi	2) Idaisevel (Ettayapuram Taluk)	3) Kalugumalai 4) Vanaramutti
2.	Kovilpatti	Ettayapuram	4. Ettayapuram	3) Semaputhur	--
				4) KeelaEral (Ettayapuram Taluk)	--
				5) Kulathuvaipatti (Vilathikulam Panchayat union)	5) Eppothumvendran
				--	6) Sivagnapuram
		6) Padarnthapuli (Vilathikulam Panchayat union)	--		
		Kovilpatti	5. Kadalaiyoor	7) Venkadeswarapuram 8) Thuraiyoor 9) Jaminthevarkulam 10) Chithiraipatti	7) Inammaniyachi 8) Ilaiyarasanthal
3.	Ottapidaram	Ottapidaram	6. Ottapidaram	11) Kurukkusalai	9) Puthiyamputhur
			7. Pasuvanthanai	12) Keela Mudiman 13) Vellaram	--
			8. Ottanatham	14) S.Kailasapuram 15) Osanoothu	--
4.	Vilathikulam	Vilathikulam	9. Villathikulam	16) Perilovanpatti 17) Pillaiyarnatham 18) Kalukasalapuram 20) Ariyanagipuram	10) Karisalkulam
			10. Kulathur	21) Poosanur	--

5.	Pudur	Vilathikulam	11. Pudur	22)Chennamarettiyapatti	--
			12. Nagalapuram	23)Duraisampuram 24)Kadalkudi 25) Regurampuram	--
			13.Melakaranthai	--	11)Muthulapuram 12) Vembur