



ಕರ್ನಾಟಕ ಸರ್ಕಾರ
GOVERNMENT OF KARNATAKA

ವಾರ್ಷಿಕ ಆಡಳಿತ ವರದಿ ೨೦೧೩-೧೪ ANNUAL ADMINISTRATION REPORT 2013-14



ತಾಂತ್ರಿಕ ಶಿಕ್ಷಣ ನಿರ್ದೇಶನಾಲಯ Directorate of Technical Education

ತಾಂತ್ರಿಕ ಶಿಕ್ಷಣ ಭವನ, ಅರಮನೆ ರಸ್ತೆ, ಬೆಂಗಳೂರು-೫೬೦೦೦೧
Thantrika Shikshana Bhavan, Palace Road, Bangalore-560001
Telephone: 080-22355227, Fax: 080-22261212, Website: <http://dte.kar.nic.in>



ಕರ್ನಾಟಕ ಸರ್ಕಾರ
GOVERNMENT OF KARNATAKA

ವಾರ್ಷಿಕ ಆಡಳಿತ ವರದಿ ೨೦೧೩-೧೪ ANNUAL ADMINISTRATION REPORT 2013-14




BHARATA RATHNA
SIR MOKSHAGUNDAM VISVESVARAYA
1860 -1962

ತಾಂತ್ರಿಕ ಶಿಕ್ಷಣ ನಿರ್ದೇಶನಾಲಯ DIRECTORATE OF TECHNICAL EDUCATION

ತಾಂತ್ರಿಕ ಶಿಕ್ಷಣ ಭವನ, ಅರಮನೆ ರಸ್ತೆ, ಬೆಂಗಳೂರು-೫೬೦೦೦೧
Thantrika Shikshana Bhavan, Palace Road, Bangalore-560001
Telephone: 080-22355227, Fax: 080-22261212, Website: <http://dte.kar.nic.in>



ಕರ್ನಾಟಕ ಸರ್ಕಾರ



ಆರ್. ವಿ. ದೇಶಪಾಂಡೆ

ಉನ್ನತ ಶಿಕ್ಷಣ ಮತ್ತು
ಪ್ರವಾಸೋದ್ಯಮ ಸಚಿವರು
ಕರ್ನಾಟಕ ಸರ್ಕಾರ

ಕೊಠಡಿ ಸಂಖ್ಯೆ: ೩೧೪-೩೧೪ಎ
ವಿಧಾನಸೌಧ
ಬೆಂಗಳೂರು-೫೬೦೦೦೧

ಹಿತನುಡಿ

ತಾಂತ್ರಿಕ ಶಿಕ್ಷಣ ನಿರ್ದೇಶನಾಲಯವು ೨೦೧೩-೧೪ನೇ ಸಾಲಿನ ಇಲಾಖಾ ವಾರ್ಷಿಕ ಆಡಳಿತ ವರದಿಯನ್ನು ಪ್ರಕಟಿಸಿದೆ. ಇದು ಅತ್ಯಂತ ಸಂತೋಷದ ವಿಷಯವಾಗಿದೆ. ವರದಿಯು ಸಮಗ್ರವಾಗಿಯೂ ಇದ್ದು ಸಾರ್ವಜನಿಕರಿಗೆ ಮತ್ತು ಆಸಕ್ತರಿಗೆ ಕೂಡ 'ಆಕರ ದಾಖಲೆ' ಯಾಗಿ ಒದಗಿ ಬರಲಿ ಎಂದು ಆಶಿಸುತ್ತೇನೆ.

೨೦೧೩-೧೪ನೇ ಸಾಲಿನ ವಾರ್ಷಿಕ ಅವಧಿಯಲ್ಲಿ, ತಾಂತ್ರಿಕ ಶಿಕ್ಷಣದ ಬೆಳವಣಿಗೆಗೆ, ಇಲಾಖೆಯು ಕೈಗೊಂಡ ಕ್ರಮಗಳು ಮತ್ತು ಸಂಬಂಧಪಟ್ಟ ಪೂರಕ ಅಂಕಿ-ಅಂಶಗಳನ್ನು ಇದು ಒಳಗೊಂಡಿದೆ ಎಂದೂ ಭಾವಿಸುತ್ತೇನೆ.

ಅಂಕಿ-ಅಂಶಗಳು ಪ್ರಗತಿಯ ವಸ್ತುನಿಷ್ಠ ಸೂಚಕಗಳು. ಹಾಗಾಗಿ, ಅಂಕಿ-ಅಂಶಗಳನ್ನು ಕ್ರೋಢೀಕರಿಸಿ ವರದಿಯ ರೂಪದಲ್ಲಿ ಪ್ರಕಟಿಸಿರುವುದರಿಂದ ಹಿಂದಿನ ಸಾಲಿನ ಪ್ರಗತಿಯ ಅವಲೋಕನೆಗೂ ಮತ್ತು ಮುಂದಿನ ಸಾಲುಗಳಿಗೆ ಇಲಾಖಾ ಯೋಜನೆಗಳ ರೂಪ-ರೇಷೆ ಸಿದ್ಧಪಡಿಸುವಾಗಲೂ ಏಕರೀತಿಯಲ್ಲಿ ಒದಗಿ ಬರಲಿ ಎಂದು ಹಾರೈಸುತ್ತೇನೆ.

ಸಹಿ/-

(ಆರ್. ವಿ. ದೇಶಪಾಂಡೆ)



ಕರ್ನಾಟಕ ಸರ್ಕಾರ



ಡಾ|| ರಜನೀಶ್ ಗೋಯೆಲ್, ಭಾಷಿಸೇ
ಸರ್ಕಾರದ ಪ್ರಧಾನ ಕಾರ್ಯದರ್ಶಿಗಳು
ಶಿಕ್ಷಣ ಇಲಾಖೆ (ಉನ್ನತ ಶಿಕ್ಷಣ)

ಓನೇ ಮಹಡಿ ೨ನೇ ಗೇಟ್,
ಬಹುಮಹಡಿ ಕಟ್ಟಡ
ಬೆಂಗಳೂರು-೫೬೦೦೦೧

ಸವಿನುಡಿ

ಉನ್ನತ ಶಿಕ್ಷಣ ಇಲಾಖೆಯ ಅಂಗವಾದ ತಾಂತ್ರಿಕ ಶಿಕ್ಷಣ ನಿರ್ದೇಶನಾಲಯದ ೨೦೧೩-೧೪ನೇ ಸಾಲಿನ ವಾರ್ಷಿಕ ಆಡಳಿತ ವರದಿಯನ್ನು ಮುದ್ರಣಗೊಳಿಸಿ, ಇಲಾಖೆಯ ಸಮಗ್ರ ಮಾಹಿತಿಯ ವಿವರಗಳನ್ನೊಳಗೊಂಡ ವರದಿ ಬಿಡುಗಡೆಯಾಗಿರುವುದು ಹರ್ಷದಾಯಕವಾಗಿರುತ್ತದೆ.

ನಿರ್ದೇಶನಾಲಯದ ಈ ವರದಿಯು ಸಂಬಂಧಪಟ್ಟ ಎಲ್ಲಾ ಅಂಕಿ-ಅಂಶಗಳನ್ನು ಸಮಗ್ರವಾಗಿ ಕಲೆಹಾಕಿ ಹೊರ ತಂದಿರುತ್ತದೆ. ಇಂತಹ ವರದಿಯು ಇಲಾಖೆಯ ಸರ್ವತೋಮುಖ ಬೆಳವಣಿಗೆಯ ಹಾಗೂ ಉನ್ನತ ಶಿಕ್ಷಣದ ಗುಣಮಟ್ಟ ಹೆಚ್ಚಿಸುವಲ್ಲಿ ಕನ್ನಡಿಯಾಗಿರುತ್ತದೆ. ಈ ರೀತಿ ಸಮಗ್ರ ಮಾಹಿತಿಯನ್ನು ಕಲೆ ಹಾಕಿ ತಂದಿರುವ ಸಾಂಖ್ಯಿಕ ಕೋಶದ ಕಾರ್ಯವು ಇಲಾಖೆಯ ಬೆಳವಣಿಗೆಗೆ ಪೂರಕವಾಗಿರುತ್ತದೆ.

ಸಹಿ/-

(ಡಾ|| ರಜನೀಶ್ ಗೋಯೆಲ್)



ಕರ್ನಾಟಕ ಸರ್ಕಾರ



ಹೆಚ್.ಯು. ತಳವಾರ, ಎಂ.ಟಿ.ಕೆ. (ಹೆಚ್‌ಆರ್‌ಡಿ)

ನಿರ್ದೇಶಕರು

ತಾಂತ್ರಿಕ ಶಿಕ್ಷಣ ನಿರ್ದೇಶನಾಲಯ

ಬೆಂಗಳೂರು

ಮುನ್ನುಡಿ

ನಿರ್ದೇಶನಾಲಯದ ೨೦೧೩-೧೪ನೇ ಸಾಲಿನಲ್ಲಿ ಜರುಗಿದ ವಿವಿಧ ಚಟುವಟಿಕೆಗಳು, ಸುಧಾರಣಾ ಕ್ರಮಗಳು / ಬದಲಾವಣೆಗಳು, ಪ್ರಮುಖ ಸಾಂಖ್ಯಿಕ ಅಂಶಗಳು ಮತ್ತು ಪ್ರಗತಿಯ ಬಗ್ಗೆ ಸಮಗ್ರ ಮಾಹಿತಿಯನ್ನು ಅಳವಡಿಸಿ ಈ ವರದಿಯನ್ನು ತಯಾರಿಸಲಾಗಿದೆ.

ಈ ವರದಿಯನ್ನು ನಿರ್ದೇಶನಾಲಯದ ಶ್ರೀ ಸತೀಶ ರ. ಹುದ್ದಾರ, ಸಾಂಖ್ಯಿಕ ಅಧಿಕಾರಿಗಳು, ಇವರ ಸಮರ್ಥ ಮಾರ್ಗದರ್ಶನದಲ್ಲಿ ಸಿದ್ಧಪಡಿಸಲಾಗಿದ್ದು, ಶ್ರೀ ವೆಂಕಟೇಶ ಕ.ರಾ., ಪ್ರ.ದ.ಸ, ಇವರು ಮಾಹಿತಿ ಕಲೆಹಾಕುವಲ್ಲಿ ಸಹಾಯಕರಾಗಿರುತ್ತಾರೆ. ಈ ವರದಿಯಲ್ಲಿ ಪುಟ ಸಂಖ್ಯೆ ೧ ರಿಂದ ೨೮ ರವರೆಗೆ ಕನ್ನಡ ಭಾಷೆಯಲ್ಲಿದ್ದು, ಪುಟ ಸಂಖ್ಯೆ ೨೯ ರಿಂದ ೩೩ ರವರೆಗೆ ಆಂಗ್ಲ ಭಾಷೆಯಲ್ಲಿದ್ದು ಮತ್ತು ಪುಟ ಸಂಖ್ಯೆ ೩೪ ರಿಂದ ೨೦೪ ರವರೆಗೆ ವಿವಿಧ ಅಂಕಿ-ಅಂಶಗಳನ್ನೊಳಗೊಂಡ ಅನುಬಂಧಗಳನ್ನು ನೀಡಲಾಗಿದೆ. ನಿರ್ದೇಶನಾಲಯದ ವಿವಿಧ ವಿಭಾಗಗಳ ಅಧಿಕಾರಿಗಳು ಮತ್ತು ಸಿಬ್ಬಂದಿಯವರು ತಮ್ಮ ವಿಭಾಗಗಳ ಚಟುವಟಿಕೆಗಳ ವಿವರ ಮತ್ತು ಅಂಕಿ-ಅಂಶಗಳನ್ನು ಒದಗಿಸಿರುತ್ತಾರೆ. ವರದಿಯ ಒಟ್ಟಾರೆ ಪರಿವೀಕ್ಷಣೆಯನ್ನು ಶ್ರೀಮತಿ ಎಂ. ದೇವಕಾಂತಿ, ಆಡಳಿತಾಧಿಕಾರಿಗಳು ನಿರ್ವಹಿಸಿರುತ್ತಾರೆ. ಈ ಪ್ರಕಟಣೆಯನ್ನು ಇನ್ನೂ ಉತ್ತಮಪಡಿಸುವ ಬಗ್ಗೆ ಸಲಹೆಗಳಿಗೆ ಸ್ವಾಗತವಿದೆ.

ಸಹಿ/-

(ಹೆಚ್.ಯು. ತಳವಾರ)

ಸ್ಥಳ : ಬೆಂಗಳೂರು

ದಿನಾಂಕ : ೨೦-೬-೨೦೧೪

ವಿಷಯಾನುಕ್ರಮಣಿಕೆ
CONTENTS

ಕ್ರಮ ಸಂಖ್ಯೆ Sl. No.	ವಿಷಯ Subject	ಪುಟ ಸಂಖ್ಯೆ	Page No.
1	ಪೀಠಿಕೆ – ಕರ್ನಾಟಕದಲ್ಲ ತಾಂತ್ರಿಕ ಶಿಕ್ಷಣ ವ್ಯವಸ್ಥೆ Introduction- Technical Education System in Karnataka	೧	29
2	ಮಾನವ ಸಂಪನ್ಮೂಲ ಅಂಕಿ-ಅಂಶಗಳು Human Resources Statistics	೫	33
3	ಕಾರ್ಯಗಳು ಮತ್ತು ಚಟುವಟಿಕೆಗಳು Functions and Activities	೧೨	37
4	ಇತರೆ ಶ್ರೇಯೋಭಿವೃದ್ಧಿ ಚಟುವಟಿಕೆಗಳು Other Welfare Activities	೨೫	50
5	ಅನುಬಂಧಗಳು ೧-೧೭: ಪಾಲಿಟೆಕ್ನಿಕ್‌ಗಳ / ಇಂಜಿನಿಯರಿಂಗ್ ಕಾಲೇಜುಗಳ ಪಟ್ಟಿ ಮತ್ತು ಇತರೆ ಸಂಬಂಧಿಸಿದ ಅಂಕಿ-ಅಂಶಗಳು Annexure 1-17: List of Polytechnics, Engineering Colleges & Other Related Statistics	54-97	
6	ಅನುಬಂಧಗಳು ೧೮-೨೧: ಕಿರಿಯ ತಾಂತ್ರಿಕ ಶಾಲೆಗಳ, ಲಲಿತ ಕಲಾಶಾಲೆ /ಕಾಲೇಜುಗಳ ಮತ್ತು ಟೈಲರಿಂಗ್ ಕ್ರಾಫ್ಟ್ ಕೋರ್ಸ್ ಸಂಬಂಧಿಸಿದ ಸಂಸ್ಥೆಗಳ ಪಟ್ಟಿ Annexure 18-21: List of Junior Technical Schools, Fine Arts Schools/Colleges & Tailoring Craft Course Institutions	98-105	
7	ಅನುಬಂಧಗಳು ೨೨-೨೮: ಆಯವ್ಯಯದ ವಿವರಗಳು Annexure 22-28: Budgetary Details	106-110	
8	ಅನುಬಂಧಗಳು ೨೯-೩೩: ಮಾನವ-ಸಂಪನ್ಮೂಲ ಸಂಬಂಧಿಸಿದ ಅಂಕಿ-ಅಂಶಗಳು Annexure 29-33: Statistics on Human Resource	111-112	
9	ಅನುಬಂಧ ೩೪: ರಾಷ್ಟ್ರೀಯ ಉನ್ನತ ಶಿಕ್ಷಣ ಅಭಿಯಾನದಡಿಯಲ್ಲಿ ಸಂಸ್ಥೆಗಳು ಸಲ್ಲಿಸಿರುವ ಮೂಲ ಅಂಕಿ-ಅಂಶಗಳು Annexure 34: Baseline Statistics on Institutes for submission under RUSA	113-204	

ಅಧ್ಯಾಯ-೧

ಕರ್ನಾಟಕದಲ್ಲಿ ತಾಂತ್ರಿಕ ಶಿಕ್ಷಣ ವ್ಯವಸ್ಥೆ

೧.೧ ಪೀಠಿಕೆ:

ಸ್ವಾತಂತ್ರ್ಯ ಪೂರ್ವ ಅಂದರೆ ೧೯೪೭ನೇ ಇಸವಿಯಲ್ಲಿ ಕೆಲವು ತಾಂತ್ರಿಕ ವಿಷಯದ ಕೌಶಲ್ಯವನ್ನು ಕಲಿಸುವ ವಿದ್ಯಾಸಂಸ್ಥೆಗಳನ್ನು ಪ್ರಾರಂಭಿಸಿ, ಅವುಗಳಿಗೆ “ಆಕ್ಯುಪೇಶನಲ್ ಇನ್‌ಸ್ಟಿಟ್ಯೂಟ್ಸ್” ಗಳೆಂದು ಕರೆಯಲಾಗುತ್ತಿತ್ತು. ನಂತರ ಅವುಗಳೇ ೧೯೬೦ ದಶಕದಿಂದ ಮೂರು ವರ್ಷದ ತಾಂತ್ರಿಕ ಡಿಪ್ಲೋಮಾ ಪಠ್ಯಕ್ರಮಗಳೊಂದಿಗೆ “ಪಾಲಿಟೆಕ್ನಿಕ್” ಗಳೆಂದು ಕರೆಯಲ್ಪಟ್ಟವು. ಸ್ವಾತಂತ್ರ್ಯ ಪೂರ್ವದಿಂದ ೧೯೫೯ ರವರೆಗೆ ಈ ಪಾಲಿಟೆಕ್ನಿಕ್‌ಗಳು “ಪಬ್ಲಿಕ್ ಇನ್‌ಸ್ಟಿಟ್ಯೂಟ್ ಡಿಪಾರ್ಟ್‌ಮೆಂಟ್” ನ ಅಧೀನದಲ್ಲಿದ್ದವು. ಪಾಲಿಟೆಕ್ನಿಕ್‌ಗಳ ಹಾಗೂ ತಾಂತ್ರಿಕ ಪದವಿ ಕಾಲೇಜುಗಳ ಸಂಖ್ಯೆ ಹೆಚ್ಚಾದುದರಿಂದ “ತಾಂತ್ರಿಕ ಶಿಕ್ಷಣ ಇಲಾಖೆ” ಎಂಬ ಪ್ರತ್ಯೇಕ ಇಲಾಖೆ ೧೯೫೯ರಲ್ಲಿ ಅಸ್ತಿತ್ವಕ್ಕೆ ಬಂದಿತು.

ಅಂದಿನ ಮೈಸೂರಿನ ಮಹಾರಾಜರಾದ ಶ್ರೀನಾಲ್ವಡಿ ಕೃಷ್ಣರಾಜ ಒಡೆಯರ್‌ರವರು ಸರ್ ಎಂ. ವಿಶ್ವೇಶ್ವರಾಯರವರಿಗೆ (ಪ್ರೀತಿಯಿಂದ ಸರ್‌ಎಂ‌ವಿ ಎಂದು ಕರೆಯಲಾಗಿದೆ) ಕುಸಿದು ಹೋಗುತ್ತಿರುವ ಭದ್ರಾವತಿ ಕಬ್ಬಿಣ ಕಾರ್ಖಾನೆಯ ಪುನರುಜ್ಜೀವನ ಮತ್ತು ನವೀಕರಣಗೊಳಿಸಲು ಅಧ್ಯಕ್ಷರಾಗಿ ನೇಮಿಸಿ ಒಂದು ಗೌರವ ಸಂಭಾವನೆಯನ್ನು ನಿಗದಿಪಡಿಸಿರುತ್ತಾರೆ. ಆದರೆ ಅವರು ಆ ಹಣವನ್ನು ಪಡೆಯಲೇ ಇಲ್ಲ. ಕಾರ್ಖಾನೆ ಬೆಳೆಯಲಿ ಎಂದರು. ಅವರ ಆರು ವರ್ಷಗಳ ಅಧಿಕ ಪರಿಶ್ರಮದಿಂದ ಕಾರ್ಖಾನೆಯು ಬೆಳೆದು ಮುಂದೆ ಈ ಕಾರ್ಖಾನೆ ಮೈಸೂರು ರಾಜ್ಯದ ಕೈಗಾರಿಕಾಭಿವೃದ್ಧಿಯ ತಾಯಿಯಾಯಿತು. ತಮ್ಮ ದೈನಂದಿನ ಭತ್ಯೆಗಳು ಮತ್ತು ಸರ್ಕಾರ ಒದಗಿಸಿದ ಸೌಲಭ್ಯಗಳಲ್ಲೇ ಕೆಲಸಗಳನ್ನು ನಿರ್ವಹಿಸುತ್ತಿದ್ದರು. ಸಂಭಾವನೆಯ ಮೊತ್ತ ಬೆಳೆಯುತ್ತಲೇ ಹೋಗಿ ೨ ಲಕ್ಷ ರೂಪಾಯಿಗಳಿಗೂ ಅಧಿಕವಾಗುತ್ತದೆ. ಶ್ರೀ ನಾಲ್ವಡಿ ಕೃಷ್ಣರಾಜ ಒಡೆಯರ್‌ರವರು ಗತಿಸಿ ಅವರ ಉತ್ತರಾಧಿಕಾರಿ ಶ್ರೀ ಜಯಚಾಮರಾಜೇಂದ್ರ ಒಡೆಯರ್‌ರವರು ಅಧಿಕಾರಕ್ಕೆ ಬರುತ್ತಾರೆ. ಆಗ ಸರ್ ಎಂ‌ವಿ ಯವರಿಗೆ ಆ ಹಣವನ್ನು ಸ್ವೀಕರಿಸಬೇಕೆಂಬ ಮತ್ತೆ ಒತ್ತಾಯ ಬರುತ್ತದೆ. ಅವರು ಇದನ್ನು ನಿರಾಕರಿಸಿ- “ಈ ಮೊಬಲಗನ್ನು ಒಂದು ಮೂಲ ಬಂಡವಾಳವಾಗಿಟ್ಟುಕೊಂಡು ಬೆಂಗಳೂರಿನಲ್ಲಿ ಒಂದು ವೃತ್ತಿ ಶಿಕ್ಷಣ ಸಂಸ್ಥೆಯನ್ನು ತೆರೆಯಿರಿ” ಎಂದು ಸಲಹೆ ನೀಡುತ್ತಾರೆ. ಹಾಗಾದರೆ ಈ ಸಂಸ್ಥೆಗೆ ಸರ್ ಎಂ‌ವಿಯವರ ಹೆಸರನ್ನೇ ಇಡುತ್ತೇವೆಂದು ಸರ್ಕಾರ ತಿಳಿಸಿತು, ಅವರು ನಿರಾಕರಿಸಿ ಮಹಾರಾಜರ ಹೆಸರಲ್ಲಿ ಈ ಸಂಸ್ಥೆ ಪ್ರಾರಂಭವಾಗಲಿ ಎಂದು ಆಶಿಸುತ್ತಾರೆ. ಅದರಂತೆ ಶ್ರೀ ಜಯಚಾಮರಾಜೇಂದ್ರ ವೃತ್ತಿ ಶಿಕ್ಷಣ ಸಂಸ್ಥೆ ಪ್ರಾರಂಭವಾಗಿ ನಂತರ ಶ್ರೀ ಜಯಚಾಮರಾಜೇಂದ್ರ ಸರ್ಕಾರಿ ಪಾಲಿಟೆಕ್ನಿಕ್ ಎಂಬ ಹೆಸರಿನಲ್ಲಿ ಇಂದಿಗೂ ಯಶಸ್ವಿಯಾಗಿ ವಿವಿಧ ತಾಂತ್ರಿಕ ವಿಷಯಗಳನ್ನು ಪರಿಚಯಿಸುತ್ತಾ ನಡೆಯುತ್ತಿದೆ. ಹೀಗಾಗಿ ಸರ್ ಎಂ‌ವಿ ಯವರ ಮಹಾನ್ ದೇಶಭಕ್ತಿ, ಉನ್ನತ ಗುಣ ಮತ್ತು ತ್ಯಾಗ ಮನೋಭಾವಗಳ ಫಲವಾಗಿ ತಾಂತ್ರಿಕ ಶಿಕ್ಷಣ ರಂಗದಲ್ಲಿ ಅವರು ಕಂಡ ಕನಸುಗಳು ಕರ್ನಾಟಕ ರಾಜ್ಯದಲ್ಲಿನ ತಾಂತ್ರಿಕ ಶಿಕ್ಷಣ ರಂಗದ ಅಭ್ಯುದಯಕ್ಕೆ ಅಡಿಪಾಯವಾಗಿರುತ್ತವೆ.

ಅಂದು ರಾಜ್ಯದಲ್ಲಿ ಕೇವಲ ೫೭ ತಾಂತ್ರಿಕ ಸಂಸ್ಥೆಗಳು ಅಸ್ತಿತ್ವದಲ್ಲಿದ್ದವು, ಆದರೆ ಅವುಗಳ ಸಂಖ್ಯೆ ಬೆಳೆದು ಈಗ ೫೮೮ ಸಂಸ್ಥೆಗಳು ರಾಜ್ಯಾದ್ಯಂತ ಇರುತ್ತವೆ. ಅವುಗಳು ಪದವಿ, ಡಿಪ್ಲೋಮಾ, ಕಿರಿಯ ತಾಂತ್ರಿಕ ಶಾಲೆಗಳು ಮತ್ತು ಲಲಿತ ಕಲಾ ಕಾಲೇಜುಗಳಾಗಿರುತ್ತವೆ.

ಪ್ರಸ್ತುತ ವಿಶ್ವದ ವಿದ್ಯಮಾನದಲ್ಲಿ ವಿಜ್ಞಾನ ಮತ್ತು ತಾಂತ್ರಿಕತೆಯ ಶೀಘ್ರಗತಿಯ ಬೆಳವಣಿಗೆ, ನವೀನ ಅವಿಷ್ಕಾರಗಳು ಹಾಗೂ ಪ್ರಗತಿಗಳು ತಾಂತ್ರಿಕ ಶಿಕ್ಷಣಕ್ಕೆ ಹೆಚ್ಚಿನ ಮಹತ್ವವನ್ನು ಒದಗಿಸಿ ಕೊಟ್ಟಿರುತ್ತವೆ. ಈ ಹಿನ್ನೆಲೆಯಲ್ಲಿ ಕರ್ನಾಟಕ ರಾಜ್ಯವು ಕೈಗಾರಿಕೆ ಮತ್ತು ಮಾಹಿತಿ ತಂತ್ರಜ್ಞಾನ ಕ್ಷೇತ್ರದಲ್ಲಿ ವಿಶ್ವದ ಅಗ್ರಗಣ್ಯ ರಾಷ್ಟ್ರಗಳ ಜೊತೆ ಸರಿ-ಸಮಾನವಾಗುವ ಹಾಗೂ ಸ್ಪರ್ಧಿಸುವ ದಿಸೆಯಲ್ಲಿ ತಾಂತ್ರಿಕ ಶಿಕ್ಷಣದ ಗುಣ ಮಟ್ಟವನ್ನು ಹೆಚ್ಚಿಸುವ, ಅಭಿವೃದ್ಧಿಗೊಳಿಸುವ ಅವಶ್ಯಕತೆಯಿದ್ದು, ಈ ವಿಷಯದಲ್ಲಿ ಕರ್ನಾಟಕ ರಾಜ್ಯವು ಹೆಚ್ಚು ಪರಿಣಾಮಕಾರಿಯಾಗಿ ಕಾರ್ಯನಿರ್ವಹಿಸಿ ದೇಶದಲ್ಲಿಯೇ ಮುಂಚೂಣಿಯಲ್ಲಿರುತ್ತದೆ.

೧.೨ ದೂರದೃಷ್ಟಿ:

- ಯೋಜನಾಬದ್ಧವಾದ ಹಾಗೂ ಸಮರ್ಥವಾದ ತಾಂತ್ರಿಕ ಶಿಕ್ಷಣ ವ್ಯವಸ್ಥೆಯನ್ನು ರಾಜ್ಯದಲ್ಲಿ ವೃದ್ಧಿಗೊಳಿಸುವುದು.
- ಬೇಡಿಕೆಗೆ ಅನುಗುಣವಾಗಿ ಡಿಪ್ಲೋಮಾ ಸಂಸ್ಥೆಗಳಿಗೆ ಯೋಜನೆಗಳನ್ನು ರೂಪಿಸುವುದು ಮತ್ತು ಸಾಕಷ್ಟು ಮಾನವ ಸಂಪನ್ಮೂಲ ಹಾಗೂ ಮೂಲಭೂತ ಸೌಕರ್ಯಗಳನ್ನು ಒದಗಿಸುವುದು.
- ನಿಷ್ಪಕ್ಷಪಾತ ಮೌಲ್ಯಮಾಪನ ಪದ್ಧತಿ ಹಾಗೂ ದೃಢೀಕರಣ ವ್ಯವಸ್ಥೆಗಳನ್ನು ವಿದ್ಯಾರ್ಥಿಗಳಿಗೆ ಹಾಗೂ ಸಂಸ್ಥೆಗಳಿಗೆ ನೀಡುವುದು.
- ಎ.ಐ.ಸಿ.ಟಿ.ಇ, ಎಂ.ಹೆಚ್.ಆರ್.ಡಿ, ಎನ್.ಐ.ಟಿ.ಟಿ.ಆರ್, ವಿಶ್ವವಿದ್ಯಾಲಯಗಳು, ಕೈಗಾರಿಕೆಗಳು ಮತ್ತು ಇತರೆ ರಾಜ್ಯದ ನಿರ್ದೇಶನಾಲಯಗಳೊಂದಿಗೆ ಸಮನ್ವಯ ಸಾಧಿಸುವುದು.
- ತಾಂತ್ರಿಕ ಶಿಕ್ಷಣ ವಲಯಕ್ಕೆ ಅವಶ್ಯವಿರುವ ದೀರ್ಘಾವಧಿ ಯೋಜನೆಗಳನ್ನು ನಿರೂಪಿಸುವುದು ಹಾಗೂ ಆಯವ್ಯಯ ವಿಭಜನೆ ಮಾಡಿ ಸರಿಯಾದ ಹಂಚಿಕೆ ಮತ್ತು ಸದ್ಭಳಕೆ ಮಾಡುವುದು.
- ಕೆಳಗಿನ ಅಂಶಗಳಿಗೆ ಗುಣಾತ್ಮಕವಾದ ಮತ್ತು ಸಾಮಾಜಿಕ ನ್ಯಾಯಯುತವಾದ ರೂಪರೇಷೆಗಳನ್ನು ನಿಯಮಿತಗೊಳಿಸುವುದು.
 - ವಿದ್ಯಾರ್ಥಿಗಳ ಪ್ರವೇಶಾತಿ
 - ಶಿಕ್ಷಕ ವೃಂದದ ನೇಮಕಾತಿ, ತರಬೇತಿ ಮತ್ತು ತಾಂತ್ರಿಕ ಶಿಕ್ಷಣದ ಸರ್ವಾಂಗೀಣ ಅಭಿವೃದ್ಧಿ
- ವಿದ್ಯಾರ್ಥಿಗಳ ಹಾಗೂ ಶಿಕ್ಷಕ ವರ್ಗದ ಸರ್ವಾಂಗೀಣ ಅಭಿವೃದ್ಧಿ, ವಿದ್ಯಾರ್ಥಿಗಳಿಗೆ ಉದ್ಯೋಗ-ಮಾರ್ಗದರ್ಶನ, ಕುಂದು ಕೊರತೆಗಳ ಪರಿಹಾರ ಮತ್ತು ಸಲಹಾ ಸೇವೆಗಳನ್ನು ನೀಡುವುದು.
- ನಿರ್ದೇಶನಾಲಯದ ಶಾಖೆಗಳು ಸಾರ್ವಜನಿಕರ ಹಾಗೂ ಎಲ್ಲಾ ಸಂಸ್ಥೆಗಳೊಂದಿಗೆ ಒಳ್ಳೆಯ ಬಾಂಧವ್ಯ ಇಟ್ಟುಕೊಳ್ಳುವಂತೆ ನೋಡುವುದು ಮತ್ತು ಕುಂದು ಕೊರತೆಗಳ ನಿವಾರಣೆಗೆ ಸ್ಪಂದಿಸುವುದು.

೧.೩ ನಿರ್ದಿಷ್ಟಪಡಿಸಿದ ಗುರಿ:

ರಾಷ್ಟ್ರ ಹಾಗೂ ರಾಜ್ಯದ ಶೈಕ್ಷಣಿಕ ನೀತಿಗಳಿಗನುಗುಣವಾಗಿ ರಾಜ್ಯದಲ್ಲಿ ತಾಂತ್ರಿಕ ಶಿಕ್ಷಣವನ್ನು ವ್ಯವಸ್ಥಿತವಾಗಿ ಅಭಿವೃದ್ಧಿಪಡಿಸಲು ತಾಂತ್ರಿಕ ಶಿಕ್ಷಣ ನಿರ್ದೇಶನಾಲಯ ಬದ್ಧವಾಗಿರುತ್ತದೆ. ನಿರ್ದೇಶನಾಲಯವು ಕೈಗಾರಿಕೆ, ವಾಣಿಜ್ಯ ಮತ್ತು ಸಮಾಜದ ಅವಶ್ಯಕತೆಗೆ ತಕ್ಕಂತೆ ಗುಣಾತ್ಮಕ ತಾಂತ್ರಿಕ ಮತ್ತು ವೃತ್ತಿಪರ ಪರಿಣಿತ ಮಾನವಸಂಪನ್ಮೂಲವನ್ನು ಒದಗಿಸಲು ಬದ್ಧವಾಗಿರುತ್ತದೆ. ಮೇಲಿನ ದೂರದೃಷ್ಟಿಯ ಗುರಿಯನ್ನು ಈ ಕೆಳಕಂಡಂತೆ ಸಾಧಿಸಲಾಗುವುದು.

- ಸಮಾಜದ ಅವಶ್ಯಕತೆಯನ್ನು ಪೂರೈಸುವಂತಹ ಉತ್ತಮ ಗುಣಮಟ್ಟದ ತಾಂತ್ರಿಕ ಶಿಕ್ಷಣ ಸಂಸ್ಥೆಗಳ ಅಭಿವೃದ್ಧಿ, ನಿರ್ವಹಣೆ ಮತ್ತು ಬೆಳವಣಿಗೆಗೆ ಶ್ರಮಿಸುವುದು.
- ಯುವಕರು ಮತ್ತು ವಯಸ್ಕರ ಅವಶ್ಯಕತೆಗೆ ತಕ್ಕಂತೆ ಸಾಂಪ್ರದಾಯಿಕ ಮತ್ತು ಸಾಂಪ್ರದಾಯಿಕವಲ್ಲದ ಪ್ರಗತಿಪರ ಕಾರ್ಯಕ್ರಮಗಳನ್ನು ರೂಪಿಸಿ ತಾಂತ್ರಿಕ ಶಿಕ್ಷಣವನ್ನು ವಿಸ್ತಾರಗೊಳಿಸಲು ಪ್ರೋತ್ಸಾಹಿಸುವುದು
- ಬದಲಾಗುತ್ತಿರುವ ಕೈಗಾರಿಕಾ ನೀತಿ ಮತ್ತು ಸಮಾಜದ ಅವಶ್ಯಕತೆಗೆ ತಕ್ಕಂತೆ ಸ್ಪಂದಿಸುವ, ಜವಾಬ್ದಾರಿಯುತ ಮತ್ತು ಸಮರ್ಥ ತಾಂತ್ರಿಕ ಶಿಕ್ಷಣ ವ್ಯವಸ್ಥೆಯನ್ನು ನಿರ್ಮಿಸುವುದು.
- ವೃತ್ತಿಪರವಾದ ಮಾದರಿ ಆಡಳಿತ ನಿರ್ವಹಣಾ ವ್ಯವಸ್ಥೆಯನ್ನು ಅಳವಡಿಸುವುದು.
- ಪರಿಣಾಮಕಾರಿ ನಿರ್ಣಯಗಳಿಗಾಗಿ ಉತ್ತಮ ಮಾಹಿತಿ ನಿರ್ವಹಣಾ ವ್ಯವಸ್ಥೆಯನ್ನು ಅಳವಡಿಸುವುದು.
- ಮಹಿಳೆಯರು, ಅಂಗವಿಕಲರು, ಗ್ರಾಮೀಣರು, ಸಾಮಾಜಿಕ ಹಾಗೂ ಆರ್ಥಿಕವಾಗಿ ಹಿಂದುಳಿದವರುಗಳ ವಿದ್ಯಾಭ್ಯಾಸದ ಅವಶ್ಯಕತೆಯನ್ನು ಪೂರೈಸಲು ಹೆಚ್ಚಿನ ಆದ್ಯತೆಯನ್ನು ನೀಡುವುದು.
- ವಿದ್ಯಾರ್ಥಿಗಳ ಉದ್ಯೋಗ ಮತ್ತು ಮಾರ್ಗದರ್ಶನ ಸೇವೆಗಳನ್ನು ಬಲಪಡಿಸುವುದು.

- ರಾಷ್ಟ್ರೀಯ ಮತ್ತು ಅಂತರರಾಷ್ಟ್ರೀಯ ಸಂಸ್ಥೆಗಳೊಂದಿಗೆ ತಾಂತ್ರಿಕ ಶಿಕ್ಷಣಕ್ಕೆ ಸಂಬಂಧಿಸಿದಂತೆ ಸಹಯೋಗ ಬೆಳೆಸುವುದು.

೧.೪ ಇಲಾಖೆಯ ಪ್ರಮುಖ ಕಾರ್ಯಗಳು:

- ✓ ರಾಜ್ಯದಲ್ಲಿರುವ ಇಂಜಿನಿಯರಿಂಗ್ ಕಾಲೇಜುಗಳ ಹಾಗೂ ಡಿಪ್ಲೋಮಾ ಪಾಲಿಟೆಕ್ನಿಕ್‌ಗಳ ಆಡಳಿತ ನಿಯಂತ್ರಣ, ಮೇಲ್ವಿಚಾರಣೆ ಹಾಗೂ ಅಭಿವೃದ್ಧಿಗಾಗಿ ಯೋಜನೆಗಳನ್ನು ರೂಪಿಸುವುದು, ಕಾರ್ಯಕ್ರಮಗಳನ್ನು ಅನುಷ್ಠಾನಗೊಳಿಸುವುದು.
- ✓ ತಾಂತ್ರಿಕ ಪರೀಕ್ಷೆಗಳನ್ನು ನಡೆಸುವುದು, ತೇರ್ಗಡೆಯಾದ ಅಭ್ಯರ್ಥಿಗಳಿಗೆ ಡಿಪ್ಲೋಮಾ/ಡಿಪ್ಲೋಮಾ ತರುವಾಯ ಪ್ರಮಾಣ ಪತ್ರಗಳನ್ನು ವಿತರಿಸುವುದು.
- ✓ ಪ್ರಸ್ತುತ ಕೈಗಾರಿಕೋದ್ಯಮಕ್ಕೆ ಬೇಕಾದಂತಹ ತಾಂತ್ರಿಕ ವಿಷಯಗಳನ್ನು ಇಂಜಿನಿಯರಿಂಗ್ ಹಾಗೂ ಪಾಲಿಟೆಕ್ನಿಕ್‌ಗಳ ಡಿಪ್ಲೋಮಾ ಪಠ್ಯಕ್ರಮಗಳಲ್ಲಿ ಅಳವಡಿಸುವುದು. ಹೊಸ ಕೋರ್ಸುಗಳನ್ನು ಗುರುತಿಸುವುದು ಹಾಗೂ ಹೊಸ ಇಂಜಿನಿಯರಿಂಗ್ ಕಾಲೇಜು ಹಾಗೂ ಪಾಲಿಟೆಕ್ನಿಕ್‌ಗಳನ್ನು ಪ್ರಾರಂಭಿಸಲು ಮೂಲಭೂತ ಸೌಲಭ್ಯಗಳನ್ನು ಪರಿಶೀಲಿಸಿ ಸೃಜನೆಗೆ ಶಿಫಾರಸ್ಸು ಮಾಡುವುದು.
- ✓ ತಾಂತ್ರಿಕ ಗುಣಮಟ್ಟವನ್ನು ಕಾಪಾಡಲು ಎಲ್ಲಾ ತಾಂತ್ರಿಕ ಸಂಸ್ಥೆಗಳ ತಪಾಸಣೆಯನ್ನು ಕಾಲಕಾಲಕ್ಕೆ ನಡೆಸುವುದು.
- ✓ ಆಡಳಿತ ಮತ್ತು ಶೈಕ್ಷಣಿಕ ನೀತಿಗಳನ್ನು ಕಾಪಾಡುವ ಹಾಗೂ ಮೂಲಭೂತ ಸೌಕರ್ಯಗಳ ಇರುವಿಕೆ ಕುರಿತು ತಪಾಸಣೆ ನಡೆಸುವುದು.
- ✓ ಸರ್ಕಾರಿ ಮತ್ತು ಖಾಸಗಿ ಅನುದಾನಿತ ತಾಂತ್ರಿಕ ಸಂಸ್ಥೆಗಳಿಗೆ ಶೈಕ್ಷಣಿಕ ಮಂಜೂರಾತಿ ನೀಡುವುದು.
- ✓ ಪ್ರವೇಶಾತಿಗಾಗಿ ಅಭ್ಯರ್ಥಿಗಳ ಆಯ್ಕೆಗೆ ಸೂಕ್ತ ಕಾರ್ಯವಿಧಾನ ತಯಾರಿಸಿ, ಮಾರ್ಗದರ್ಶನ ನೀಡುವುದು.
- ✓ ಖಾಸಗಿ ಅನುದಾನಿತ ಪಾಲಿಟೆಕ್ನಿಕ್‌ಗಳಿಗೆ ಅನುದಾನ ಹಾಗೂ ಇನ್ನಿತರೆ ಸೌಲಭ್ಯಗಳನ್ನು ಮಂಜೂರು ಮಾಡುವುದು.
- ✓ ಔದ್ಯಮಿಕ ಮತ್ತು ಸಾಂಸ್ಥಿಕ ಸಂಪರ್ಕ ಸಾಧಿಸಿ ವಿದ್ಯಾರ್ಥಿಗಳಿಗೆ ಉದ್ಯೋಗ ಸಂಬಂಧಿ ಮಾರ್ಗದರ್ಶನ ನೀಡುವುದು.
- ✓ ಉನ್ನತ ವ್ಯಾಸಂಗ ಮತ್ತು ಸಂಶೋಧನೆಗಾಗಿ ಬೋಧಕ ಸಿಬ್ಬಂದಿಯನ್ನು ನಿಯೋಜಿಸುವುದು.

೧.೫ ತಾಂತ್ರಿಕ ಶಿಕ್ಷಣ ಇಲಾಖೆ ಪ್ರಕ್ರಿಯೆಯಲ್ಲಿನ ಭಾಗಿದಾರರು:

- ಭಾರತ ಸರ್ಕಾರ
- ಕರ್ನಾಟಕ ಸರ್ಕಾರ
- ಅಖಿಲ ಭಾರತ ತಾಂತ್ರಿಕ ಶಿಕ್ಷಣ ಮಂಡಳಿ
- ನ್ಯಾಷನಲ್ ಇನ್‌ಸ್ಟಿಟ್ಯೂಟ್ ಆಫ್ ಟೆಕ್ನಿಕಲ್ ಟೀಚರ್ಸ್ ಟ್ರೈನಿಂಗ್ ಅಂಡ್ ರಿಸರ್ಚ್
- ಬೋರ್ಡ್ ಆಫ್ ಅಪ್ರೆಂಟಿಸಿಪ್ ಟ್ರೈನಿಂಗ್
- ಇಂಡಿಯನ್ ಸೊಸೈಟಿ ಆಫ್ ಟೆಕ್ನಿಕಲ್ ಎಜುಕೇಷನ್
- ಕಾನ್ಫೆಡರೇಷನ್ ಆಫ್ ಇಂಡಿಯನ್ ಇಂಡಸ್ಟ್ರಿಸ್
- ದಿ ನ್ಯಾಶನಲ್ ಅಸೋಸಿಯೇಷನ್ ಆಫ್ ಸಾಫ್ಟ್ವೇರ್ ಆಂಡ್ ಸರ್ವಿಸಸ್ ಕಂಪನೀಸ್
- ದಿ ಇನ್‌ಸ್ಟಿಟ್ಯೂಟ್ ಆಫ್ ಇಂಜಿನಿಯರ್ಸ್ (ಭಾರತ)

೧.೩ ಕರ್ನಾಟಕ ರಾಜ್ಯದಲ್ಲಿರುವ ಒಟ್ಟು ತಾಂತ್ರಿಕ ಸಂಸ್ಥೆಗಳು ೨೦೧೩-೧೪ ರಲ್ಲಿದ್ದಂತೆ:

ಆಡಳಿತ ವರ್ಗಗಳು	ಇಂಜಿನಿಯರಿಂಗ್ ಕಾಲೇಜುಗಳು	ಪಾಲಿಟೆಕ್ನಿಕ್‌ಗಳು	ಕಿರಿಯತಾಂತ್ರಿಕ ಶಾಲೆಗಳು	ಲಲಿತ ಕಲಾ ಶಾಲೆಗಳು/ಕಾಲೇಜುಗಳು	ಒಟ್ಟು
ಸರ್ಕಾರಿ	೧೦+೧*	೮೧	೬	೨	೧೦೦
ವಿಶ್ವವಿದ್ಯಾಲಯ	೩**	-	-	-	೩
ಖಾಸಗಿ ಅನುದಾನಿತ	೧೧	೪೪	-	೨೬	೮೧
ಖಾಸಗಿ ಅನುದಾನರಹಿತ	೧೮೧	೧೬೮	೬	೪೯	೪೦೪
ಒಟ್ಟು	೨೦೬	೨೯೩	೧೨	೭೭	೫೮೮

**ಅ)ಯು.ವಿ.ಸಿ.ಇ (ಸಂಜೆ), ಬೆಂಗಳೂರು, ಅ)ಯು.ವಿ.ಸಿ.ಇ, ಬೆಂಗಳೂರು, ಇ)ಯು.ಬಿ.ಟಿ.ಡಿ, ದಾವಣಗೆರೆ *ಅ)ಎಸ್‌ಕೆಎಸ್‌ಜೆಐಟಿ (ಸಂಜೆ), ಬೆಂಗಳೂರು

೧.೩ ವರ್ಗವಾರು ತಾಂತ್ರಿಕ ಸಂಸ್ಥೆಗಳ ವಿವರ ೨೦೧೩-೧೪ ರಲ್ಲಿದ್ದಂತೆ:

ತಾಂತ್ರಿಕ ಸಂಸ್ಥೆಗಳು	ವರ್ಗವಾರು ವಿಂಗಡಣೆ				
	ಸರ್ಕಾರಿ	ವಿಶ್ವವಿದ್ಯಾಲಯ	ಖಾಸಗಿ ಅನುದಾನಿತ	ಖಾಸಗಿ ಅನುದಾನರಹಿತ	ಒಟ್ಟು
ಇಂಜಿನಿಯರಿಂಗ್ ಪದವಿ					
ಇಂಜಿನಿಯರಿಂಗ್ ಕಾಲೇಜುಗಳು	೧೦	೨	೯	೧೭೭	೧೯೮
ಮಹಿಳಾ ಇಂಜಿನಿಯರಿಂಗ್ ಕಾಲೇಜುಗಳು	-	-	-	೩	೩
ಸಂಜೆ ಇಂಜಿನಿಯರಿಂಗ್ ಕಾಲೇಜುಗಳು	೧	೧	೨	೧	೫
ಒಟ್ಟು	೧೧	೩	೧೧	೧೮೧	೨೦೬
ಡಿಪ್ಲೋಮಾ					
ಪಾಲಿಟೆಕ್ನಿಕ್‌ಗಳು (ಕೋಎಜುಕೇಷನ್)	೬೯	-	೪೨	೧೫೯	೨೭೦
ಮಹಿಳಾ ಪಾಲಿಟೆಕ್ನಿಕ್‌ಗಳು	೯	-	೧	೫	೧೫
ಸಂಜೆ ಪಾಲಿಟೆಕ್ನಿಕ್‌ಗಳು	೧	-	೧	೪	೬
ನಾನ್-ಇಂಜಿನಿಯರಿಂಗ್ ಪಠ್ಯಕ್ರಮವುಳ್ಳ ಪಾಲಿಟೆಕ್ನಿಕ್‌ಗಳು	೨	-	-	-	೨
ಒಟ್ಟು	೮೧	-	೪೪	೧೬೮	೨೯೩
ಇತರೆ					
ಕಿರಿಯ ತಾಂತ್ರಿಕ ಶಾಲೆಗಳು	೬	-	-	೬	೧೨
ಲಲಿತ ಕಲಾ ಕಾಲೇಜುಗಳು	-	-	೩	-	೩
ಲಲಿತ ಕಲಾ ಶಾಲೆಗಳು	೨	-	೨೩	೪೯	೭೪
ಒಟ್ಟು	೮	-	೨೬	೫೫	೮೯
ಒಟ್ಟು ತಾಂತ್ರಿಕ ಸಂಸ್ಥೆಗಳು					೫೮೮

೧೪-ಇಂಜಿನಿಯರಿಂಗ್ ಮತ್ತು ೧೨-ಪಾಲಿಟೆಕ್ನಿಕ್ ಸಂಸ್ಥೆಗಳು ಡಿಪ್ಲೋಮಾ/ಇಂಜಿನಿಯರಿಂಗ್ ಪಠ್ಯಕ್ರಮಗಳನ್ನು ೨ನೇ ಪಾಳೆಯಲ್ಲಿ ನಡೆಸುತ್ತಿರುತ್ತವೆ.

ಅಧ್ಯಾಯ-೨

ಮಾನವ ಸಂಪನ್ಮೂಲ ಅಂಕಿ-ಅಂಶಗಳು

೨. ಸಿಬ್ಬಂದಿ ವಿವರ (ದಿನಾಂಕ: ೩೧-೩-೨೦೧೪ ರಲ್ಲಿದ್ದಂತೆ):

೨.೧ ಸರ್ಕಾರಿ ಇಂಜಿನಿಯರಿಂಗ್ ಕಾಲೇಜುಗಳು-

ಬೋಧಕ ಸಿಬ್ಬಂದಿ:

ಹುದ್ದೆಯ ವರ್ಗ	ಮಂಜೂರಾದ ಹುದ್ದೆಗಳು	ಭರ್ತಿಯಾದ ಹುದ್ದೆಗಳು						ಖಾಲಿ ಹುದ್ದೆಗಳು
		ಪ.ಜಾ		ಪ.ಪಂ		ಇತರೇ		
		ಪುರುಷ	ಮಹಿಳೆ	ಪುರುಷ	ಮಹಿಳೆ	ಪುರುಷ	ಮಹಿಳೆ	
ಸಮೂಹ 'ಎ'	೨೧೯	೧೬	೫	೩	೧	೭೯	೧೭	೯೮
ಸಮೂಹ 'ಬಿ'	೪೨೭	೨೭	೧೮	೫	೦	೧೩೦	೬೦	೧೮೭
ಸಮೂಹ 'ಸಿ'	೦	೦	೦	೦	೦	೦	೦	೦
ಸಮೂಹ 'ಡಿ'	೦	೦	೦	೦	೦	೦	೦	೦
ಒಟ್ಟು	೬೪೬	೪೩	೨೩	೮	೧	೨೦೯	೭೭	೨೮೫

ಬೋಧಕೇತರ ಸಿಬ್ಬಂದಿ:

ಹುದ್ದೆಯ ವರ್ಗ	ಮಂಜೂರಾದ ಹುದ್ದೆಗಳು	ಭರ್ತಿಯಾದ ಹುದ್ದೆಗಳು						ಖಾಲಿ ಹುದ್ದೆಗಳು
		ಪ.ಜಾ		ಪ.ಪಂ		ಇತರೇ		
		ಪುರುಷ	ಮಹಿಳೆ	ಪುರುಷ	ಮಹಿಳೆ	ಪುರುಷ	ಮಹಿಳೆ	
ಸಮೂಹ 'ಎ'	೧೦	೧	೦	೨	೦	೦	೦	೭
ಸಮೂಹ 'ಬಿ'	೨೨	೦	೧	೧	೦	೪	೨	೧೪
ಸಮೂಹ 'ಸಿ'	೬೮೦	೧೫	೯	೨	೧	೭೬	೩೪	೫೪೩
ಸಮೂಹ 'ಡಿ'	೪೩೩	೪	೨	೦	೦	೧೪	೩	೪೧೦
ಒಟ್ಟು	೧೧೪೫	೨೦	೧೨	೫	೧	೯೪	೩೯	೯೭೪

೨.೨ ಸರ್ಕಾರಿ ಪಾಲಿಟೆಕ್ನಿಕ್‌ಗಳು -

ಬೋಧಕ ಸಿಬ್ಬಂದಿ ಅಂಕಿ-ಅಂಶಗಳು:

ಹುದ್ದೆಯ ವರ್ಗ	ಮಂಜೂರಾದ ಹುದ್ದೆಗಳು	ಭರ್ತಿಯಾದ ಹುದ್ದೆಗಳು						ಖಾಲಿ ಹುದ್ದೆಗಳು
		ಪ.ಜಾ		ಪ.ಪಂ		ಇತರೇ		
		ಪುರುಷ	ಮಹಿಳೆ	ಪುರುಷ	ಮಹಿಳೆ	ಪುರುಷ	ಮಹಿಳೆ	
ಸಮೂಹ 'ಎ'	೮೧	೧೭	೨	೩	೧	೩೮	೫	೧೫
ಸಮೂಹ 'ಬಿ'	೨೭೧೬	೨೪೦	೧೨೬	೫೫	೨೭	೧೦೪೩	೫೮೪	೬೪೧
ಸಮೂಹ 'ಸಿ'	೧೨	೦	೪	೦	೦	೦	೮	೦
ಸಮೂಹ 'ಡಿ'	೦	೦	೦	೦	೦	೦	೦	೦
ಒಟ್ಟು	೨೮೦೯	೨೫೭	೧೩೨	೫೮	೨೮	೧೦೮೧	೫೯೭	೬೫೬

ಬೋಧಕೇತರ ಸಿಬ್ಬಂದಿ ಅಂಕಿ-ಅಂಶಗಳು:

ಹುದ್ದೆಯ ವರ್ಗ	ಮಂಜೂರಾದ ಹುದ್ದೆಗಳು	ಭರ್ತಿಯಾದ ಹುದ್ದೆಗಳು						ಖಾಲಿ ಹುದ್ದೆಗಳು
		ಪ.ಜಾ		ಪ.ಪಂ		ಇತರೇ		
		ಪುರುಷ	ಮಹಿಳೆ	ಪುರುಷ	ಮಹಿಳೆ	ಪುರುಷ	ಮಹಿಳೆ	
ಸಮೂಹ 'ಎ'	೨	೦	೨	೦	೦	೦	೦	೦
ಸಮೂಹ 'ಬಿ'	೮೮	೪	೧	೩	೧	೩೧	೬	೪೨
ಸಮೂಹ 'ಸಿ'	೨೬೭೨	೧೦೨	೩೫	೨೦	೯	೫೮೦	೧೬೮	೧೭೫೮
ಸಮೂಹ 'ಡಿ'	೧೮೨೦	೪೦	೮	೬	೦	೧೮೮	೪೦	೧೫೩೮
ಒಟ್ಟು	೪೫೮೨	೧೪೬	೪೬	೨೯	೧೦	೭೯೯	೨೧೪	೩೩೩೮

೨.೩ ಸರ್ಕಾರಿ ಕಿರಿಯ ತಾಂತ್ರಿಕ ಶಾಲೆಗಳು:

ಬೋಧಕ ಸಿಬ್ಬಂದಿ ಅಂಕಿ-ಅಂಶಗಳು:

ಹುದ್ದೆಯ ವರ್ಗ	ಮಂಜೂರಾದ ಹುದ್ದೆಗಳು	ಭರ್ತಿಯಾದ ಹುದ್ದೆಗಳು						ಖಾಲಿ ಹುದ್ದೆಗಳು
		ಪ.ಜಾ		ಪ.ಪಂ		ಇತರೇ		
		ಪುರುಷ	ಮಹಿಳೆ	ಪುರುಷ	ಮಹಿಳೆ	ಪುರುಷ	ಮಹಿಳೆ	
ಸಮೂಹ 'ಎ'	೦	೦	೦	೦	೦	೦	೦	೦
ಸಮೂಹ 'ಬಿ'	೪೪	೬	೨	೪	೦	೮	೪	೨೦
ಸಮೂಹ 'ಸಿ'	೯	೧	೦	೦	೦	೫	೦	೩
ಸಮೂಹ 'ಡಿ'	೦	೦	೦	೦	೦	೦	೦	೦
ಒಟ್ಟು	೫೩	೭	೨	೪	೦	೧೩	೪	೨೩

ಬೋಧಕೇತರ ಸಿಬ್ಬಂದಿ ಅಂಕಿ-ಅಂಶಗಳು:

ಹುದ್ದೆಯ ವರ್ಗ	ಮಂಜೂರಾದ ಹುದ್ದೆಗಳು	ಭರ್ತಿಯಾದ ಹುದ್ದೆಗಳು						ಖಾಲಿ ಹುದ್ದೆಗಳು
		ಪ.ಜಾ		ಪ.ಪಂ		ಇತರೇ		
		ಪುರುಷ	ಮಹಿಳೆ	ಪುರುಷ	ಮಹಿಳೆ	ಪುರುಷ	ಮಹಿಳೆ	
ಸಮೂಹ 'ಎ'	೦	೦	೦	೦	೦	೦	೦	೦
ಸಮೂಹ 'ಬಿ'	೦	೦	೦	೦	೦	೦	೦	೦
ಸಮೂಹ 'ಸಿ'	೯೯	೪	೧	೦	೧	೨೭	೯	೫೭
ಸಮೂಹ 'ಡಿ'	೭೭	೧	೧	೦	೧	೮	೫	೬೧
ಒಟ್ಟು	೧೭೬	೫	೨	೦	೨	೩೫	೧೪	೧೧೮

೨.೪ ಖಾಸಗಿ ಅನುದಾನಿತ ಇಂಜಿನಿಯರಿಂಗ್ ಕಾಲೇಜುಗಳು:

ಬೋಧಕ/ಬೋಧಕೇತರ ಸಿಬ್ಬಂದಿ ಅಂಕಿ-ಅಂಶಗಳು:

ಕ್ರ.ಸಂ.	ಹುದ್ದೆಯ ವರ್ಗ	ಮಂಜೂರಾದ ಹುದ್ದೆಗಳು	ಭರ್ತಿಯಾದ ಹುದ್ದೆಗಳು	ಖಾಲಿ ಹುದ್ದೆಗಳು
೧	ಸಮೂಹ ಎ	೩೮೫	೩೦೬	೭೯
೨	ಸಮೂಹ ಬಿ	೫೯೩	೪೯೫	೯೮
೩	ಸಮೂಹ ಸಿ	೮೨೫	೭೦೯	೧೧೬
೪	ಸಮೂಹ ಡಿ	೬೨೧	೫೧೧	೧೧೦
	ಒಟ್ಟು	೨೪೨೪	೨೦೨೧	೪೦೩

೨.೫ ಖಾಸಗಿ ಅನುದಾನಿತ ಪಾಲಿಟೆಕ್ನಿಕ್‌ಗಳು:

ಬೋಧಕ/ಬೋಧಕೇತರ ಸಿಬ್ಬಂದಿ ಅಂಕಿ-ಅಂಶಗಳು:

ಕ್ರ.ಸಂ.	ಹುದ್ದೆಯ ವರ್ಗ	ಮಂಜೂರಾದ ಹುದ್ದೆಗಳು	ಭರ್ತಿಯಾದ ಹುದ್ದೆಗಳು	ಖಾಲಿ ಹುದ್ದೆಗಳು
೧	ಸಮೂಹ ಎ	೪೩	೩೧	೧೨
೨	ಸಮೂಹ ಬಿ	೧೨೬೬	೧೦೪೪	೨೨೨
೩	ಸಮೂಹ ಸಿ	೧೨೭೦	೧೦೬೭	೨೦೩
೪	ಸಮೂಹ ಡಿ	೯೧೪	೮೩೪	೮೦
	ಒಟ್ಟು	೩೪೯೩	೨೯೭೬	೫೧೭

೨.೩ ತಾಂತ್ರಿಕ ಶಿಕ್ಷಣ ನಿರ್ದೇಶನಾಲಯ:-

ಬೋಧಕ/ಬೋಧಕೇತರ ಸಿಬ್ಬಂದಿ ಅಂಕಿ-ಅಂಶಗಳು:

ಹುದ್ದೆಯ ವರ್ಗ	ಮಂಜೂರಾದ ಹುದ್ದೆಗಳು	ಭರ್ತಿಯಾದ ಹುದ್ದೆಗಳು						ಖಾಲಿ ಹುದ್ದೆಗಳು
		ಪ.ಜಾ		ಪ.ಪಂ		ಇತರೇ		
		ಪುರುಷ	ಮಹಿಳೆ	ಪುರುಷ	ಮಹಿಳೆ	ಪುರುಷ	ಮಹಿಳೆ	
ಸಮೂಹ 'ಎ'	೩೨	೬	೧	೨	೦	೧೮	೧	೪
ಸಮೂಹ 'ಬಿ'	೧೮	೩	೦	೧	೦	೧೩	೦	೧
ಸಮೂಹ 'ಸಿ'	೧೬೧	೧೦	೯	೨	೦	೫೮	೩೦	೫೨
ಸಮೂಹ 'ಡಿ'	೫೫	೭	೨	೧	೧	೨೦	೪	೨೦
ಒಟ್ಟು	೨೬೬	೨೬	೧೨	೬	೧	೧೦೯	೩೫	೭೭

ಪು-ಪುರುಷ, ಮ-ಮಹಿಳೆ

೨.೩ ಸಿಬ್ಬಂದಿ ತರಬೇತಿ ಕಾರ್ಯಕ್ರಮ:

ಮಾಹಿತಿ ತಂತ್ರಜ್ಞಾನ ಕ್ಷೇತ್ರಕ್ಕೆ ಸೂಕ್ತ ಮಾನವ ಸಂಪನ್ಮೂಲವನ್ನು ಒದಗಿಸುವ ದಿಸೆಯಲ್ಲಿ ಎಲ್ಲಾ ಇಂಜಿನಿಯರಿಂಗ್ ಕಾಲೇಜುಗಳ ಮಾಹಿತಿ ತಂತ್ರಜ್ಞಾನಕ್ಕೆ ಸಂಬಂಧಿಸಿದ ಕೋರ್ಸ್‌ಗಳಲ್ಲಿ ಪ್ರವೇಶ ಸಂಖ್ಯೆಯನ್ನು ಹೆಚ್ಚಿಸಲಾಗಿದ್ದು ಈ ನಿಟ್ಟಿನಲ್ಲಿ ಮಾಹಿತಿ ತಂತ್ರಜ್ಞಾನದ ಗುಣಮಟ್ಟವನ್ನು ಕಾಪಾಡಿ ಅಭಿವೃದ್ಧಿಪಡಿಸುವ ದಿಸೆಯಲ್ಲಿ ಇಂಜಿನಿಯರಿಂಗ್ ಕಾಲೇಜುಗಳ ಬೋಧಕ ಸಿಬ್ಬಂದಿಯವರಿಗೆ ಬೆಂಗಳೂರಿನ ಇಂಡಿಯನ್ ಇನ್‌ಸ್ಟಿಟ್ಯೂಟ್ ಆಫ್ ಇನ್ಫರ್ಮೇಷನ್ ಟೆಕ್ನಾಲಜಿ ಹಾಗೂ ಇತರೆ ಪ್ರತಿಷ್ಠಿತ ಇಂಜಿನಿಯರಿಂಗ್ ಕಾಲೇಜು/ಸಂಸ್ಥೆಗಳಲ್ಲಿ ತರಬೇತಿ ಕಾರ್ಯಕ್ರಮಗಳನ್ನು ನಡೆಸಲಾಗುತ್ತಿದ್ದು, ಈ ತರಬೇತಿ ಕಾರ್ಯಕ್ರಮಗಳು ಈ ಕೆಳಕಂಡ ಹಂತಗಳನ್ನು ಹೊಂದಿರುತ್ತವೆ.

ಮೊದಲ ಹಂತ: ಐಟಿಯೇತರ ಅಧ್ಯಾಪಕರುಗಳು ಐಟಿ ಕ್ಷೇತ್ರದಲ್ಲಿ ಕಾರ್ಯನಿರ್ವಹಿಸುವ ಬಗ್ಗೆ ತರಬೇತಿ.

ಎರಡನೇ ಹಂತ: ಐಟಿ ಕ್ಷೇತ್ರದಲ್ಲಿ ಮೂಲಭೂತ ವಿಷಯಗಳ ಬಗ್ಗೆ ತರಬೇತಿ.

ಮೂರನೇ ಹಂತ: ಕೆಲವು ಆಯ್ದು ಐಚ್ಛಿಕ ವಿಷಯಗಳ ಬಗ್ಗೆ ತರಬೇತಿ.

ನಾಲ್ಕನೇ ಹಂತ: ಐಟಿ ಕ್ಷೇತ್ರದಲ್ಲಿ ಹೊಸ ತಾಂತ್ರಿಕತೆಯನ್ನು ಅಳವಡಿಸಿಕೊಳ್ಳುವ ಬಗ್ಗೆ ತರಬೇತಿ.

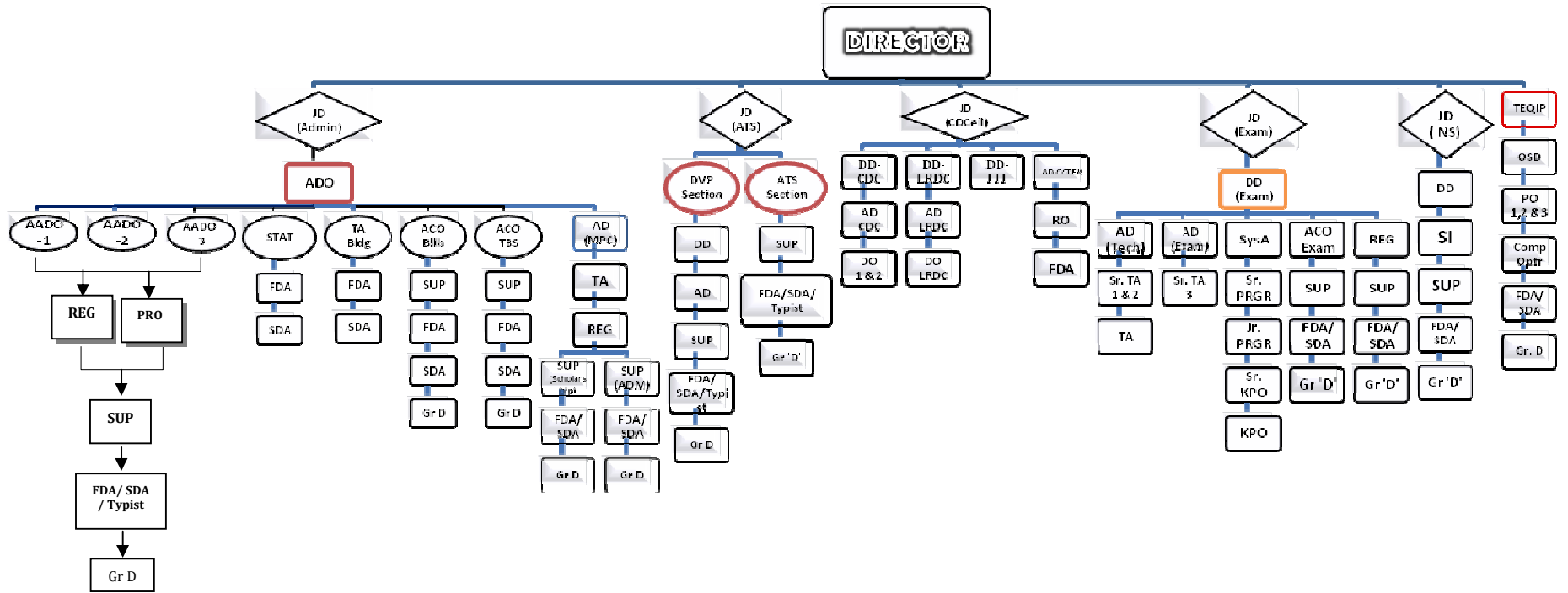
೨.೩.೧ ಕಳೆದ ಐದು ವರ್ಷದಲ್ಲಿ ಉನ್ನತ ವ್ಯಾಸಂಗಕ್ಕಾಗಿ ನಿಯೋಜಿಸಿದ ಬೋಧಕ ಸಿಬ್ಬಂದಿ ವಿವರ

ವಿಷಯ	೨೦೦೯-೧೦	೨೦೧೦-೧೧	೨೦೧೧-೧೨	೨೦೧೨-೧೩	೨೦೧೩-೧೪
ಎಂ.ಇ/ಎಂ.ಟೆಕ್	೭	೨೪	೩೩	೪೦	೫೧
ಪಿ. ಹೆಚ್. ಡಿ.	೦	೧	೧	೯	೨೬

೨.೩.೨ ಕಳೆದ ಐದು ವರ್ಷದಲ್ಲಿ ಅಲ್ಪಾವಧಿ ತರಬೇತಿಗಾಗಿ ನಿಯೋಜಿಸಿದ ಬೋಧಕ/ಬೋಧಕೇತರ ಸಿಬ್ಬಂದಿ ವಿವರ

ವಿಷಯ	೨೦೦೯-೧೦	೨೦೧೦-೧೧	೨೦೧೧-೧೨	೨೦೧೨-೧೩	೨೦೧೩-೧೪
ಎನ್‌ಐಟಿಆರ್ ಚೆನ್ನೈನಲ್ಲಿ ಆಯೋಜಿಸಿದ ಕಾರ್ಯಕ್ರಮಗಳ ಸಂಖ್ಯೆ	೧೦೩	೧೦೫	೧೦೮	೧೦೨	೧೬೭
ನಿಯೋಜಿಸಲಾದ ಸಿಬ್ಬಂದಿ ಸಂಖ್ಯೆ	೧೫೪೫	೧೫೦೦	೧೭೯೩	೧೪೪೦	೧೯೨೪

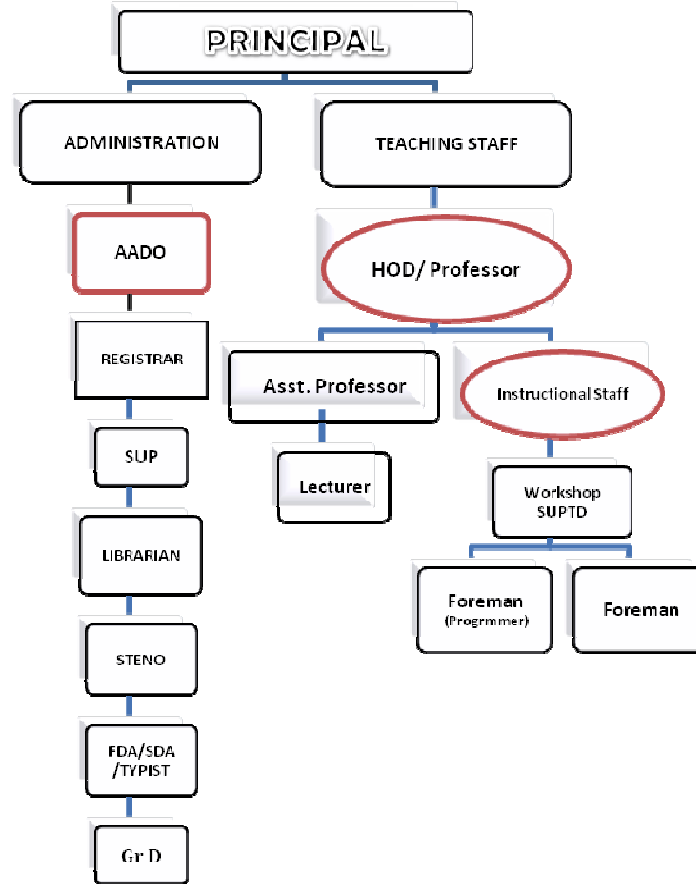
೨.೮ ತಾಂತ್ರಿಕ ಶಿಕ್ಷಣ ನಿರ್ದೇಶನಾಲಯದ ಕಾರ್ಯವ್ಯವಸ್ಥೆಯ ನಕ್ಷೆ ORGANOGRAM OF DIRECTORATE OF TECHNICAL EDUCATION



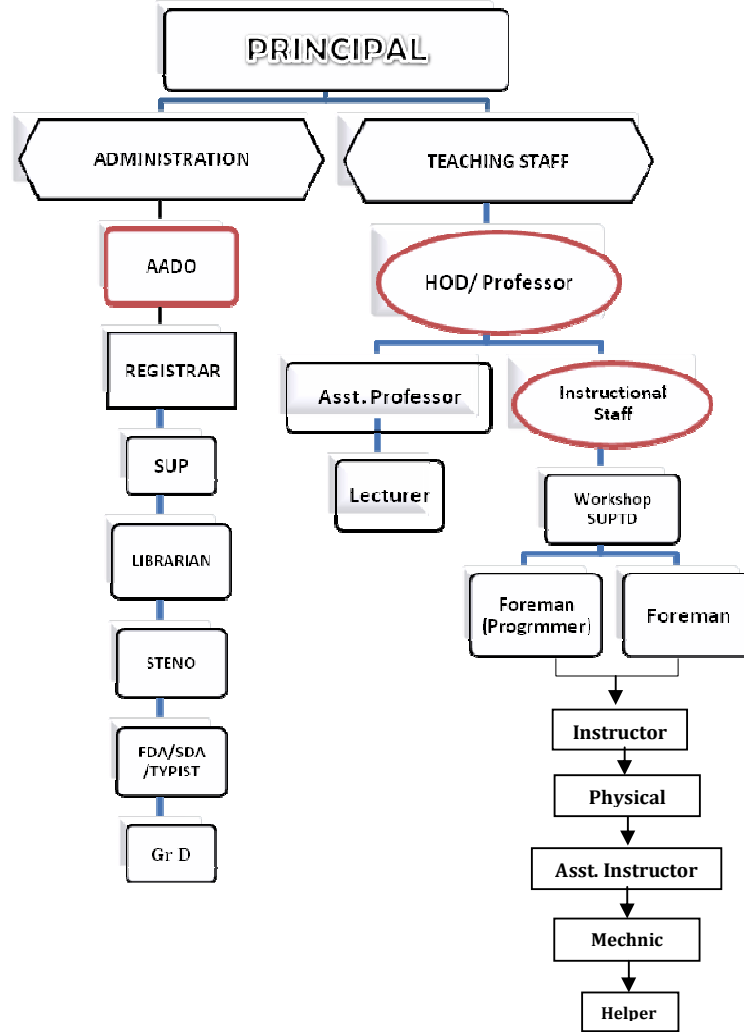
JD-Joint Director, DD- Deputy Director, AD- Asst. Director, ADO-Admin Officer, AADO-Asst. Admin. Officer, STAT-Statistical Officer, ACO-Accounts Officer , TA-Technical Asst, RO- Research Officer, SI- Subject Inspector, KPO- Key Punch Operator, DO- Devep. Officer, SysA- System Analyst, PRGR- Programmer, PRO- Public Relation Officer. SUP-Superintendent, REG-Registrar, FDA-First Division Asst. SDA- Second Division Asst. OSD-Officer on Special Duty, PO-Project Officer

೨.೯ ಸರ್ಕಾರಿ ಮತ್ತು ಖಾಸಗಿ ಅನುದಾನಿತ ಇಂಜಿನಿಯರಿಂಗ್ ಕಾಲೇಜುಗಳ ಕಾರ್ಯವ್ಯವಸ್ಥೆಯ ನಕ್ಷೆ

ORGANOGRAM OF GOVERNMENT & PRIVATE AIDED ENGINEERING COLLEGES



೨.೧೦ ಸರ್ಕಾರಿ ಮತ್ತು ಖಾಸಗಿ ಅನುದಾನಿತ ಪಾಲಿಟೆಕ್ನಿಕ್‌ಗಳ ಕಾರ್ಯವ್ಯವಸ್ಥೆಯ ನಕ್ಷೆ
ORGANOGRAM OF GOVERNMENT & PRIVATE AIDED POLYTECHNICS



೨.೧೧ ಇಲಾಖೆಯ ಪ್ರಾರಂಭದಿಂದ ಸೇವೆ ಸಲ್ಲಿಸಿದ ನಿರ್ದೇಶಕರ ಹೆಸರು ಮತ್ತು ಸೇವಾ ಅವಧಿ

ಕ್ರ. ಸಂ.	ಹೆಸರು ಶ್ರೀಯುತ	ಇಲಾಖೆ	ಇಂದ	ವರೆಗೆ
೧	ಕೆ. ಚನ್ನಬಸವಯ್ಯ	ಲೋಕೋಪಯೋಗಿ ಇಲಾಖೆ	೧೯.೧೦.೧೯೫೯	೧೧.೫.೧೯೬೧
೨	ಐ.ಎಂ. ಮಗ್ಗುಮ್	ಲೋಕೋಪಯೋಗಿ ಇಲಾಖೆ	೨೦.೧೨.೧೯೬೧	೭.೧೦.೧೯೬೪
೩	ಡಾ ಬಿ.ಎಲ್. ಶಾಂತಮಲ್ಲಪ್ಪ	ತಾಂತ್ರಿಕ ಶಿಕ್ಷಣ ಇಲಾಖೆ	೦೮.೧೦.೧೯೬೪	೧೮.೪.೧೯೭೪
೪	ಪಿ. ಎನ್. ಪದ್ಮನಾಭ	ಭಾ.ಆ.ಸೇ.	೧೯.೪.೧೯೭೪	೧೨.೬.೧೯೭೪
೫	ಕೆ.ಎಸ್. ಬಲ್ಲಾಳ್	ಲೋಕೋಪಯೋಗಿ ಇಲಾಖೆ	೧೨.೬.೧೯೭೪	೩೧.೧೨.೧೯೭೫
೬	ಆರ್. ಎಲ್. ಶ್ರೇಷ್ಠ	ಲೋಕೋಪಯೋಗಿ ಇಲಾಖೆ	೧.೧.೧೯೭೬	೩೦.೪.೧೯೭೭
೭	ಎ.ಆರ್. ಭಾವಿಕಟ್ಟಿ	ಲೋಕೋಪಯೋಗಿ ಇಲಾಖೆ	೧.೧.೧೯೭೮	೩೦.೪.೧೯೭೮
೮	ಎಂ.ಆರ್. ಧರ್ಮಯ್ಯಗೌಡ	ಲೋಕೋಪಯೋಗಿ ಇಲಾಖೆ	೧೧.೫.೧೯೭೮	೩೦.೧೧.೧೯೭೯
೯	ನೂರ್ ಅಹ್ಮದ್	ಲೋಕೋಪಯೋಗಿ ಇಲಾಖೆ	೧.೧೨.೧೯೭೯	೨೬.೧೧.೧೯೮೧
೧೦	ಪ್ರೊ ಬಿ. ಬಸವರಾಜ	ತಾಂತ್ರಿಕ ಶಿಕ್ಷಣ ಇಲಾಖೆ	೨೭.೧೧.೧೯೮೧	೧೨.೪.೧೯೮೨
೧೧	ಡಿ.ಕೆ. ಸತ್ಯನಾರಾಯಣಶೆಟ್ಟಿ	ಲೋಕೋಪಯೋಗಿ ಇಲಾಖೆ	೧೩.೪.೧೯೮೨	೨೬.೧೨.೧೯೮೭
೧೨	ಬಿ.ಎನ್. ಕೃಷ್ಣಮೂರ್ತಿ	ಬಿಡಿಟಿ, ಇಂಜಿನಿಯರಿಂಗ್ ಕಾಲೇಜು	೨೬.೧೨.೧೯೮೭	೩೦.೧೦.೧೯೯೦
೧೩	ಪ್ರೊ ಪಿ. ವಿ. ಭಂಡಾರಿ	ಬಿಡಿಟಿ, ಇಂಜಿನಿಯರಿಂಗ್ ಕಾಲೇಜು	೩೧.೧೦.೧೯೯೦	೩೧.೧.೧೯೯೬
೧೪	ಡಾ ನಾಗಾಂಬಿಕದೇವಿ	ಭಾ.ಆ.ಸೇ.	೧.೨.೧೯೯೬	೨೨.೫.೧೯೯೬
೧೫	ಡಾ ಕೆ. ಬಾಲವೀರ ರೆಡ್ಡಿ	ಸೂರತ್ಕಲ್ ಪ್ರಾದೇಶಿಕ ಇಂಜಿನಿಯರಿಂಗ್ ಕಾಲೇಜು	೨೩.೫.೧೯೯೬	೩೧.೩.೨೦೦೧
೧೬	ಡಾ ವಿ. ಸೀನಪ್ಪ	ಅನುದಾನಿತ ಕಾಲೇಜು	೨೩.೭.೨೦೦೧	೨೨.೭.೨೦೦೨
೧೭	ಕೆ. ಚನ್ನಕೇಶವ ಕಲ್ಮಾಡಿ	ತಾಂತ್ರಿಕ ಶಿಕ್ಷಣ ಇಲಾಖೆ	೨೩.೭.೨೦೦೨	೩೦.೧೧.೨೦೦೩
೧೮	ಪ್ರೊ ಕೆ. ಬಸವರಾಜು	ತಾಂತ್ರಿಕ ಶಿಕ್ಷಣ ಇಲಾಖೆ	೧.೧೨.೨೦೦೩	೩೦.೬.೨೦೦೬
೧೯	ಮೊಹಮದ್ ಅಲಿ	ತಾಂತ್ರಿಕ ಶಿಕ್ಷಣ ಇಲಾಖೆ	೧.೭.೨೦೦೬	೩೧.೧.೨೦೦೭
೨೦	ಎಂ. ವಿ. ಜಯಂತಿ	ಭಾ.ಆ.ಸೇ.	೨.೨.೨೦೦೭	೮.೧.೨೦೦೮
೨೧	ಟಿ.ಎ. ಪಾರ್ಥಸಾರಥಿ	ಭಾ.ಆ.ಸೇ.	೯.೧.೨೦೦೮	೨೮.೫.೨೦೦೯
೨೨	ಎನ್.ಡಿ. ಪ್ರಸಾದ್	ತಾಂತ್ರಿಕ ಶಿಕ್ಷಣ ಇಲಾಖೆ	೨೮.೫.೨೦೦೯	೨.೬.೨೦೦೯
೨೩	ಹೆಚ್.ಯು. ತಳವಾರ	ತಾಂತ್ರಿಕ ಶಿಕ್ಷಣ ಇಲಾಖೆ	೩.೬.೨೦೦೯	ಇಲ್ಲಿಯವರೆಗೆ

ಅಧ್ಯಾಯ-೩

ಕಾರ್ಯಗಳು ಮತ್ತು ಚಟುವಟಿಕೆಗಳು

ತಾಂತ್ರಿಕ ಶಿಕ್ಷಣ ಇಲಾಖೆಯು ಕರ್ನಾಟಕ ಸರ್ಕಾರದ ಉನ್ನತ ಶಿಕ್ಷಣ ಸಚಿವಾಲಯದಡಿ ಕಾರ್ಯನಿರ್ವಹಿಸುತ್ತಿದೆ. ಇಲಾಖೆಯು ರಾಜ್ಯದಲ್ಲಿನ ಎಲ್ಲಾ ತಾಂತ್ರಿಕ ಪದವಿ ಕಾಲೇಜುಗಳ ಮತ್ತು ತಾಂತ್ರಿಕ ಸಂಸ್ಥೆಗಳ ಆಡಳಿತ ನಿಯಂತ್ರಣ, ಮೇಲ್ವಿಚಾರಣೆ ಹಾಗೂ ಯೋಜನೆಗಳನ್ನು ರೂಪಿಸುವ ಮೂಲಕ ಸಮಗ್ರ ಅಭಿವೃದ್ಧಿ ಕಾರ್ಯಗಳನ್ನು ನೋಡಿಕೊಳ್ಳುತ್ತಿದೆ.

೩. ನಿರ್ದೇಶನಾಲಯದ ಮುಖ್ಯ ಶಾಖೆಗಳು:

- ೧) ಆಡಳಿತ ಮತ್ತು ಸಿಬ್ಬಂದಿ
 - ಅ) ಸಾಂಖ್ಯಿಕ ಕೋಶ
- ೨) ಶೈಕ್ಷಣಿಕ
 - ೩) ಲೆಕ್ಕ-ಪತ್ರ
 - ೪) ಅಭಿವೃದ್ಧಿ ಮತ್ತು ಯೋಜನೆ
 - ಆ) ದಾಸ್ತಾನು ಮತ್ತು ಖರೀದಿ
 - ಇ) ಕಟ್ಟಡ
 - ಈ) ಅಪ್ರೆಂಟಿಸ್ ತರಬೇತಿ ಯೋಜನೆ
 - ೫) ಪರೀಕ್ಷೆ (ತಾಂತ್ರಿಕ ಶಿಕ್ಷಣ ಪರೀಕ್ಷಾ ಮಂಡಳಿ)
 - ೬) ತನಿಖೆ
 - ೭) ತಾಂತ್ರಿಕ ಶಿಕ್ಷಣ ಗುಣಮಟ್ಟ ಸುಧಾರಣಾ ಯೋಜನೆ
 - ೮) ಪಠ್ಯಕ್ರಮ ಅಭಿವೃದ್ಧಿ ವಿಭಾಗ
 - ಅ) ಪಠ್ಯಕ್ರಮ ಪರಿಷ್ಕರಣಾ ಕೋಶ
 - ಆ) ನಿರಂತರ ಶಿಕ್ಷಣ ಕೋಶ
 - ಇ) ಈ-ಆಡಳಿತ ಕೋಶ
 - ಈ) ತರಬೇತಿ ಕೋಶ
 - ಉ) ಕಲಿಕಾ ಸಂಪನ್ಮೂಲ ಮತ್ತು ಅಭಿವೃದ್ಧಿ ಕೋಶ

೩.೧ ಆಡಳಿತ ಶಾಖೆ:

- ನಿರ್ದೇಶನಾಲಯ ಮತ್ತು ಸರ್ಕಾರಿ/ಖಾಸಗಿ ಅನುದಾನಿತ ಪಾಲಿಟೆಕ್ನಿಕ್‌ಗಳ, ಸರ್ಕಾರಿ/ಖಾಸಗಿ ಅನುದಾನಿತ ಇಂಜಿನಿಯರಿಂಗ್ ಕಾಲೇಜುಗಳ ಆಡಳಿತಾತ್ಮಕ ವಿಷಯಗಳ ಸಮರ್ಪಕ ನಿರ್ವಹಣೆ.
- ಆಡಳಿತಾತ್ಮಕ ಕಾರ್ಯ ನಿರ್ವಹಣೆಯಲ್ಲಿ ಪಾರದರ್ಶಕತೆಯನ್ನು ಕಾಯ್ದುಕೊಳ್ಳುವುದು.
- ಎಲ್‌ಟಿಸಿ/ಹೆಚ್‌ಟಿಸಿ/ಜಿಪಿಎಫ್/ವೈದ್ಯಕೀಯ ಸಂಬಂಧಿ ಬಿಲ್ಲುಗಳ ಮಂಜೂರಾತಿ ನೀಡುವುದು.
- ವೃಂದ ಮತ್ತು ನೇಮಕಾತಿ ನಿಯಮಾವಳಿಗಳನ್ನು ಕಾಲ-ಕಾಲಕ್ಕೆ ಪರಿಷ್ಕರಿಸುವುದು.
- ಬೋಧಕ/ಬೋಧಕೇತರ ಸಿಬ್ಬಂದಿಗಳ ನೇಮಕಾತಿ/ ನಿಯೋಜನೆ ಪ್ರಕ್ರಿಯೆ ನಿರ್ವಹಿಸುವುದು.
- ಬೋಧಕ/ಬೋಧಕೇತರ ಸಿಬ್ಬಂದಿಯ ಸೇವಾಜೀವನ ಪಟ್ಟಿ ಸಿದ್ಧಪಡಿಸಿ, ಮುಂಬಡ್ತಿ ನೀಡುವ ಕಾರ್ಯ ನಿರ್ವಹಿಸುವುದು.

- ಸರ್ಕಾರಿ/ಅನುದಾನಿತ ಸಂಸ್ಥೆಗಳ ಸಿಬ್ಬಂದಿಯವರ ನಿವೃತ್ತಿ ವೇತನ ಇತ್ಯರ್ಥಗೊಳಿಸುವುದು.

೨೦೧೩-೧೪ನೇ ಸಾಲಿನಲ್ಲಿ:

ತಾಂತ್ರಿಕ ಶಿಕ್ಷಣ ಇಲಾಖೆಯಲ್ಲಿನ ನ್ಯಾಯಾಲಯ ಪ್ರಕರಣಗಳ ಸಂಖ್ಯಾ ವಿವರ ಅನುಬಂಧ-೨೯, ತಾಂತ್ರಿಕ ಶಿಕ್ಷಣ ಇಲಾಖೆಯಲ್ಲಿನ ನಡೆಯುತ್ತಿರುವ ಪೂರ್ಣಾವಧಿಯ ವಿಚಾರಣೆಗಳ ಸಂಖ್ಯಾ ವಿವರ ಅನುಬಂಧ-೩೦, ತಾಂತ್ರಿಕ ಶಿಕ್ಷಣ ಇಲಾಖೆಗೆ ಸಂಬಂಧಿಸಿದ ವಿಧಾನಸಭೆ ಮತ್ತು ವಿಧಾನಪರಿಷತ್ ಪ್ರಶ್ನೆಗಳ ಸಂಖ್ಯಾ ವಿವರ ಅನುಬಂಧ-೩೧ ಮತ್ತು ತಾಂತ್ರಿಕ ಶಿಕ್ಷಣ ಇಲಾಖೆಯಲ್ಲಿ ನಿವೃತ್ತಿ/ಮರಣ ಹೊಂದಿರುವ ನೌಕರರ ಸಂಖ್ಯಾ ವಿವರ ಅನುಬಂಧ-೩೨ ರಲ್ಲಿ ನೀಡಲಾಗಿದೆ.

೩.೧ (ಅ) ಸಾಂಖ್ಯಿಕ ಕೋಶ: ನಿರ್ದೇಶನಾಲಯದಲ್ಲಿ ಈ ಕೋಶವು ಸಕ್ರಿಯವಾಗಿ ಇಲಾಖೆಯ ಸಮಗ್ರವಾದ ಅಂಕಿ-ಅಂಶಗಳನ್ನು ಕಲೆಹಾಕಿ ಮತ್ತು ಪ್ರತಿ ಸಾಲಿನಲ್ಲಿ ವಾರ್ಷಿಕ ಆಡಳಿತ ವರದಿಯನ್ನು ಹೊರತರುವಲ್ಲಿ ಯಶಸ್ವಿಯಾಗಿ ಕಾರ್ಯನಿರ್ವಹಿಸುತ್ತಿರುತ್ತದೆ. ಅಲ್ಲದೇ, ಅಖಿಲ ಭಾರತ ಉನ್ನತ ಶಿಕ್ಷಣ ಸಮೀಕ್ಷೆ, ರಾಷ್ಟ್ರೀಯ ಉನ್ನತ ಶಿಕ್ಷಣ ಅಭಿಯಾನ, ತರಬೇತಿ ಮತ್ತು ಅಂಕಿ-ಅಂಶಗಳನ್ನು ಪ್ರಚುರಪಡಿಸುವ ನಿಟ್ಟಿನಲ್ಲಿ ಸಕ್ರಿಯವಾಗಿ ಕಾರ್ಯನಿರ್ವಹಿಸುತ್ತಿರುತ್ತದೆ.

೩.೨ ಶೈಕ್ಷಣಿಕ ಶಾಖೆ:

- ಪಾಲಿಟೆಕ್ನಿಕ್‌ಗಳ ಹಾಗೂ ಸಿ.ಇ.ಟಿ. ಮೂಲಕ ಮೊದಲನೇ ವರ್ಷದ ಬಿ.ಇ. ಪದವಿ ಪ್ರವೇಶಾತಿಗಾಗಿ ಸೀಟ್ ಮ್ಯಾಟ್ರಿಕ್ಸ್ ತಯಾರಿಸುವುದು.
- ಪಾಲಿಟೆಕ್ನಿಕ್‌ಗಳ ಪ್ರವೇಶಾತಿಗಾಗಿ ಮಾಹಿತಿ, ಮಾರ್ಗಸೂಚಿಗಳನ್ನು ನೀಡುವುದು, ಪ್ರವೇಶಾತಿಗೆ ಸಂಬಂಧಿ ಅಪಶ್ಯವಿರುವ ನಿಯಮಾವಳಿಗಳನ್ನು ಕಾಲ ಕಾಲಕ್ಕೆ ಪರಿಷ್ಕರಣೆ ಮಾಡುವುದು.
- ಪಾಲಿಟೆಕ್ನಿಕ್‌ಗಳ ಕಾರ್ಯಕ್ರಮಗಳ ದಿನ-ದರ್ಶಿಕೆಯ ವೇಳಾ ಪಟ್ಟಿ ತಯಾರಿಸುವುದು.
- ಡಿಪ್ಲೋಮಾ ಪದವೀಧರರಿಗೆ ಸಿಇಟಿ ಪರೀಕ್ಷೆಗಾಗಿ ಪ್ರಶ್ನೆಪತ್ರಿಕೆ ಮುದ್ರಿಸುವುದು, ಪರೀಕ್ಷೆ ನಡೆಸಿ ಫಲಿತಾಂಶ ಪ್ರಕಟಿಸುವುದು, ಮೆರಿಟ್ ಲಿಸ್ಟ್ ತಯಾರಿಸಿ ಎರಡನೇ ವರ್ಷದ ಬಿ.ಇ. ಪದವಿ ಪ್ರವೇಶಕ್ಕಾಗಿ ಸಂದರ್ಶನ ನಡೆಸುವ ಕಾರ್ಯ ನಿರ್ವಹಿಸುವುದು.
- ಪಾಲಿಟೆಕ್ನಿಕ್‌ಗಳಿಗೆ ಹಾಗೂ ಇಂಜಿನಿಯರಿಂಗ್ ಕಾಲೇಜುಗಳಿಗೆ ಹೊರನಾಡು ಕನ್ನಡಿಗ, ಗಡಿನಾಡು ಕನ್ನಡಿಗ, ಭಾರತ ಸರ್ಕಾರದ ಮಿಸಲಾತಿ ಮುಂತಾದ ವಿವಿಧ ಮಿಸಲಾತಿಗಳ ಪ್ರವೇಶಾತಿ ಪ್ರಕ್ರಿಯೆಯನ್ನು ನಡೆಸುವುದು.
- ಡಿಪ್ಲೋಮಾ ವಿದ್ಯಾರ್ಥಿಗಳ ಹಾಗೂ ಡಿಪ್ಲೋಮಾ ಕೋಟದಿಂದ ಪ್ರವೇಶ ಪಡೆದ ಎರಡನೇ/ಮೂರನೇ ವರ್ಷದ ಬಿ.ಇ. ವಿದ್ಯಾರ್ಥಿಗಳ ಪರಸ್ಪರ ವರ್ಗಾವಣೆ ಪ್ರಕ್ರಿಯೆಯನ್ನು ನಡೆಸುವುದು.
- ವಿದ್ಯಾರ್ಥಿಗಳಲ್ಲಿ ಅಡಗಿರುವ ಪ್ರತಿಭೆ ಮತ್ತು ಕೌಶಲ್ಯವನ್ನು ಹೊರತರಲು ರಾಜ್ಯಮಟ್ಟದ ತಾಂತ್ರಿಕ ವಸ್ತು ಪ್ರದರ್ಶನ ಹಾಗೂ ಕ್ರೀಡಾ ಸ್ಪರ್ಧೆಗಳನ್ನು ಏರ್ಪಡಿಸುವುದು.

೩.೨.೧ ಪ್ರವೇಶ ಪ್ರಕ್ರಿಯೆ:

೧೯೯೬ರ ಜೂನ್ ತಿಂಗಳಿಂದ ಜಿಲ್ಲಾವಾರು ನೋಡಲ್ ಸೆಂಟರ್‌ಗಳ ಮೂಲಕ ಸರ್ಕಾರಿ ಹಾಗೂ ಅನುದಾನಿತ ಪಾಲಿಟೆಕ್ನಿಕ್‌ಗಳ ಪ್ರಥಮ ಸೆಮಿಸ್ಟರ್ ಡಿಪ್ಲೋಮಾ ಪ್ರವೇಶ ಪ್ರಕ್ರಿಯೆಯನ್ನು ಮಾಡಲಾಗುತ್ತಿದೆ. ಪ್ರತಿ ವರ್ಷವು ನಿರ್ದೇಶನಾಲಯದಿಂದ ಪ್ರವೇಶಾತಿಯ ಪೂರ್ಣ ವಿವರವುಳ್ಳ ಮಾಹಿತಿ ಪುಸ್ತಕವನ್ನು ಬಿಡುಗಡೆಗೊಳಿಸಲಾಗುತ್ತದೆ.

೩.೨.೨ ವಿದ್ಯಾರ್ಥಿ ವೇತನ:

ತಾಂತ್ರಿಕ ಶಿಕ್ಷಣ ಇಲಾಖೆಯಲ್ಲಿ ಕರ್ನಾಟಕ ಪರೀಕ್ಷಾ ಪ್ರಾಧಿಕಾರದಿಂದ ಸಿ.ಇ.ಟಿ ಮುಖಾಂತರ ರಾಜ್ಯದ ವಿವಿಧ ಇಂಜಿನಿಯರಿಂಗ್ ಕಾಲೇಜುಗಳಿಗೆ ವೃತ್ತಿಪರ ಕೋರ್ಸುಗಳಿಗೆ ಪ್ರವೇಶ ಪಡೆದು ವ್ಯಾಸಂಗ ಮಾಡುತ್ತಿರುವ ಈ ಕೆಳಗಿನ ವಿವಿಧ ಯೋಜನೆಗಳಡಿಯಲ್ಲಿ ವ್ಯಾಸಂಗ ಸೌಲಭ್ಯಗಳನ್ನು ಪಡೆಯುತ್ತಿರುವವರ ವಿವರ.

- ೧) ಅನುಸೂಚಿತ ಜಾತಿ (ವಿಶೇಷ ಘಟಕ ಯೋಜನೆ) - ಶುಲ್ಕ ಮರುಪಾವತಿ (ಕುಟುಂಬದ ವಾರ್ಷಿಕ ಆದಾಯ ರೂ. ೨.೦೦ ಲಕ್ಷ ಮೀರಿದ ವಿದ್ಯಾರ್ಥಿಗಳಿಗೆ ಶುಲ್ಕ ಮರುಪಾವತಿಯನ್ನು ಸಿ.ಇ.ಟಿ ಮುಖಾಂತರ ಪ್ರವೇಶ ಪಡೆದ ಪ್ರಥಮ ವರ್ಷದ ಇಂಜಿನಿಯರಿಂಗ್ ನಿಂದ ಕೋರ್ಸು ಮುಗಿಸುವವರೆಗೆ (ನಾಲ್ಕು ವರ್ಷಗಳು) ನೀಡಲಾಗುತ್ತದೆ.
- ೨) ಅನುಸೂಚಿತ ಪಂಗಡ (ಗಿರಿಜನ ಯೋಜನೆ) - ಶುಲ್ಕ ಮರುಪಾವತಿ (ಕುಟುಂಬದ ವಾರ್ಷಿಕ ಆದಾಯ ರೂ. ೨.೦೦ ಲಕ್ಷ ಮೀರಿದ ವಿದ್ಯಾರ್ಥಿಗಳಿಗೆ ಶುಲ್ಕ ಮರುಪಾವತಿಯನ್ನು ಸಿ.ಇ.ಟಿ ಮುಖಾಂತರ ಪ್ರವೇಶ ಪಡೆದ ಪ್ರಥಮ ವರ್ಷದ ಇಂಜಿನಿಯರಿಂಗ್ ನಿಂದ ಕೋರ್ಸು ಮುಗಿಸುವವರೆಗೆ (ನಾಲ್ಕು ವರ್ಷಗಳು) ನೀಡಲಾಗುತ್ತದೆ.
- ೩) ರಕ್ಷಣಾದಳ - ವಿದ್ಯಾರ್ಥಿವೇತನ (ರಕ್ಷಣಾದಳದ ಸಿಬ್ಬಂದಿಯವರ ಮಕ್ಕಳಿಗೆ/ಆಶ್ರಿತರಿಗೆ ವಿದ್ಯಾರ್ಥಿವೇತನವನ್ನು ಸಿ.ಇ.ಟಿ ಮುಖಾಂತರ ಪ್ರವೇಶ ಪಡೆದ ಪ್ರಥಮ ವರ್ಷದ ಇಂಜಿನಿಯರಿಂಗ್ ನಿಂದ ಕೋರ್ಸು ಮುಗಿಸುವವರೆಗೆ (ನಾಲ್ಕು ವರ್ಷಗಳು) ನೀಡಲಾಗುತ್ತದೆ.
- ೪) ಪ್ರತಿಭಾ ಪುರಸ್ಕಾರ(ಶುಲ್ಕ ಉಚಿತ) - ಪಿ.ಯು.ಸಿಯಲ್ಲಿ ಶೇ. ೮೦ಕ್ಕಿಂತ ಹೆಚ್ಚು ಅಂಕಪಡೆದ ಬಡತನ ರೇಖೆಗಿಂತ ಕೆಳಮಟ್ಟದಿಂದ ಬಂದಂತಹ ಕುಟುಂಬದ (ಬಿ.ಪಿ.ಎಲ್ ಕಾರ್ಡುದಾರರು) ಪ್ರತಿಭಾನ್ವಿತ ವಿದ್ಯಾರ್ಥಿಗಳಿಗೆ ಸಿ.ಇ.ಟಿ ಮುಖಾಂತರ ಪ್ರವೇಶ ಪಡೆದ ಪ್ರಥಮ ವರ್ಷದ ಇಂಜಿನಿಯರಿಂಗ್ ನಿಂದ ಕೋರ್ಸು ಮುಗಿಸುವವರೆಗೆ (ನಾಲ್ಕು ವರ್ಷಗಳು) ಪ್ರತಿಭಾ ಪುರಸ್ಕಾರವನ್ನು ನೀಡಲಾಗುತ್ತದೆ.

೨೦೧೩-೧೪ನೇ ಸಾಲಿನಲ್ಲಿ ತಾಂತ್ರಿಕ ಇಲಾಖೆಯಲ್ಲಿ ವಿದ್ಯಾರ್ಥಿವೇತನ ವಿತರಿಸಿರುವ ವಿವರ (ಲಕ್ಷ ರೂ ಗಳಲ್ಲಿ)

ವರ್ಷ	ಪ.ಜಾ ವಿದ್ಯಾರ್ಥಿಗಳು		ಪ.ಪಂ ವಿದ್ಯಾರ್ಥಿಗಳು	
	ವಿದ್ಯಾರ್ಥಿಗಳ ಸಂಖ್ಯೆ	ಮೊತ್ತ	ವಿದ್ಯಾರ್ಥಿಗಳ ಸಂಖ್ಯೆ	ಮೊತ್ತ
೨೦೧೦-೧೧	೧೨೬೪	೩೩೨.೦೧	೮೭	೧೮.೭೪
೨೦೧೧-೧೨	೨೧೮೪	೫೮೬.೭೯	೬೭೧	೧೯೧.೩೭
೨೦೧೨-೧೩	೨೬೬೬	೭೯೩.೮೨	೮೬೫	೨೭೫.೪೦
೨೦೧೩-೧೪	೨೬೬೪	೮೫೧.೫೮	೭೮	೧೪.೪೯
ಒಟ್ಟು	೮೭೭೮	೨೫೬೪.೨೦	೧೭೦೧	೫೦೦.೦೦

೩.೩ ಲೆಕ್ಕ-ಪತ್ರ ಶಾಖೆ:

- ಎಲ್ಲಾ ಸರ್ಕಾರಿ ಇಂಜಿನಿಯರಿಂಗ್ ಕಾಲೇಜುಗಳು, ಅನುದಾನಿತ ಇಂಜಿನಿಯರಿಂಗ್ ಕಾಲೇಜುಗಳು, ಸರ್ಕಾರಿ ಹಾಗೂ ಅನುದಾನಿತ ಪಾಲಿಟೆಕ್ನಿಕ್‌ಗಳಿಗೆ ಯೋಜನೇತರ ಲೆಕ್ಕ ಶೀರ್ಷಿಕೆಗಳ ಅಡಿಯಲ್ಲಿ ಅನುದಾನ ಬಿಡುಗಡೆಗೊಳಿಸುವುದು.
- ಅಪೆಂಡಿಕ್ಸ್-ಬಿ ಆಯವ್ಯಯ ಅಂದಾಜು ಪಟ್ಟಿ, ವೆಚ್ಚ ಹಾಗೂ ಆದಾಯಗಳ ಅಂದಾಜು ಪಟ್ಟಿಗಳನ್ನು ತಯಾರಿಸುವುದು.

- ಹೆಚ್‌ಬಿಎ/ಹೆಚ್‌ಪಿಎ/ಖರೀದಿ ಮುಂಗಡಗಳು, ವೈದ್ಯಕೀಯ ವೆಚ್ಚ ಮರುಪಾವತಿ, ಸಾಲ ಮುಂತಾದವುಗಳನ್ನು ಮಂಜೂರು ಮಾಡುವುದು.
- ಎಲ್ಲಾ ಸರ್ಕಾರಿ/ಅನುದಾನಿತ ಇಂಜಿನಿಯರಿಂಗ್ ಹಾಗೂ ಸರ್ಕಾರಿ/ ಅನುದಾನಿತ ಪಾಲಿಟೆಕ್ನಿಕ್‌ಗಳ ಲೆಕ್ಕಪತ್ರ ತಪಾಸಣೆ ನಡೆಸುವುದು.
- ಗ್ರಾಂಟ್ ಇನ್ ಏಡ್ ಬಿಲ್ಲುಗಳಿಗೆ, ವಿದ್ಯಾರ್ಥಿವೇತನ, ಎನ್‌ಡಿಸಿ, ಎಸಿ ಬಿಲ್ಲುಗಳಿಗೆ ಹಾಗೂ ಟೆಕ್ನಿಕ್ ಬಿಲ್ಲುಗಳನ್ನು ಪರಿಶೀಲಿಸಿ ಮೇಲು ರುಜು ಮಾಡುವುದು.
- ನಿರ್ದೇಶನಾಲಯದ ವ್ಯಾಪ್ತಿಯಲ್ಲಿ ಬರುವ ಸರ್ಕಾರಿ ತಾಂತ್ರಿಕ ಸಂಸ್ಥೆಗಳ ವಾರ್ಷಿಕ ದಾಸ್ತಾನು ಪರಿಶೀಲನೆ ಮಾಡಿದ ವರದಿಗಳನ್ನು ಪುನಃ ಪರಿಶೀಲಿಸುವುದು.
- ಎಲ್ಲಾ ಅನುದಾನಿತ ಇಂಜಿನಿಯರಿಂಗ್ ಹಾಗೂ ಪಾಲಿಟೆಕ್ನಿಕ್‌ಗಳಲ್ಲಿ ಕಾರ್ಯ ನಿರ್ವಹಿಸಿದ ಸಿಬ್ಬಂದಿಯವರ ನಿವೃತ್ತಿ ವೇತನಕ್ಕೆ ಸಂಬಂಧಿಸಿದಂತೆ ಕಾರ್ಯ ನಿರ್ವಹಿಸುವುದು.

೨೦೧೩-೧೪ನೇ ಸಾಲಿನಲ್ಲಿ:

ಆಯವ್ಯಯ ಹಂಚಿಕೆ ಹಾಗೂ ಆಯವ್ಯಯ ವೆಚ್ಚಗಳ ವಿವರ ಅನುಬಂಧ-೨೨, ಆದಾಯ ಪಾವತಿ ವಿವರಗಳು ಅನುಬಂಧ-೨೩, ರಾಜ್ಯ ಯೋಜನೆಯಡಿಯಲ್ಲಿ ಅನುದಾನಿತ ಪಾಲಿಟೆಕ್ನಿಕ್‌ಗಳಿಗೆ ಬಿಡುಗಡೆಯಾಗಿರುವ ಅನುದಾನದ ವಿವರ ಅನುಬಂಧ-೨೪, ರಾಜ್ಯ ಯೋಜನೇತರಡಿಯಲ್ಲಿ ಅನುದಾನಿತ ಪಾಲಿಟೆಕ್ನಿಕ್‌ಗಳಿಗೆ ಬಿಡುಗಡೆಯಾಗಿರುವ ಅನುದಾನದ ವಿವರ ಅನುಬಂಧ-೨೬, ರಾಜ್ಯ ಯೋಜನೇತರಡಿಯಲ್ಲಿ ಖಾಸಗಿ ಅನುದಾನಿತ ಇಂಜಿನಿಯರಿಂಗ್ ಕಾಲೇಜುಗಳಿಗೆ ಬಿಡುಗಡೆಯಾಗಿರುವ ಅನುದಾನದ ವಿವರ ಅನುಬಂಧ-೨೭, ಲಲಿತ ಕಲಾ ಶಾಲೆ/ಕಾಲೇಜುಗಳಿಗೆ ಅನುದಾನ ಬಿಡುಗಡೆಯ ವಿವರ ಅನುಬಂಧ-೨೮ ಮತ್ತು ೨೪ರಲ್ಲಿ ಕ್ರಮವಾಗಿ ಮಾಹಿತಿ ನೀಡಲಾಗಿದೆ.

೩.೪ ಅಭಿವೃದ್ಧಿ ಶಾಖೆ:

- ಹೊಸ ಇಂಜಿನಿಯರಿಂಗ್ ಕಾಲೇಜುಗಳು/ಪಾಲಿಟೆಕ್ನಿಕ್‌ಗಳು/ಕಿರಿಯ ತಾಂತ್ರಿಕ ಶಾಲೆಗಳನ್ನು ಪ್ರಾರಂಭಿಸುವುದು.
- ಯೋಜನಾ ಕಾರ್ಯಕ್ರಮಗಳಡಿಯಲ್ಲಿ ಆಯವ್ಯಯ ಮತ್ತು ಅನುಬಂಧ-ಬಿ ತಯಾರಿಸುವುದು.
- ಮಾಡ್ರೆಬ್ನ್ ಕಾರ್ಯಕ್ರಮಗಳ ನಿರ್ವಹಣೆ.
- ರಾಜ್ಯ ಮಟ್ಟದ ಸಮಿತಿ ಸಭೆಗಳನ್ನು ಏರ್ಪಡಿಸಿ ಎಐಸಿಟಿಇ ಯ ಅನುಮೋದನೆ ಪಡೆದು ಪ್ರಸ್ತುತವಿರುವ ಪಾಲಿಟೆಕ್ನಿಕ್/ಇಂಜಿನಿಯರಿಂಗ್ ಕಾಲೇಜುಗಳಲ್ಲಿ ಹೊಸ ಕೋರ್ಸುಗಳನ್ನು ಪ್ರಾರಂಭಿಸುವುದು ಮತ್ತು ಪ್ರವೇಶಾತಿ ಸಂಖ್ಯೆಯನ್ನು ಬದಲಾವಣೆ ಮಾಡುವುದು.
- ಎಐಸಿಟಿಇ ಮಾನ್ಯತೆ ವಿಸ್ತರಣೆಗಾಗಿ ಎಲ್ಲಾ ಪಾಲಿಟೆಕ್ನಿಕ್ ಹಾಗೂ ಇಂಜಿನಿಯರಿಂಗ್ ಕಾಲೇಜುಗಳ ಗುಣಮಟ್ಟ ವೀಕ್ಷಿಸಲು ತಪಾಸಣೆ ನಡೆಸುವುದು.
- ಸರ್ಕಾರಿ ಪಾಲಿಟೆಕ್ನಿಕ್‌ಗಳ ಮಾನ್ಯತಾ ಪ್ರಮಾಣದ ಬಗ್ಗೆ ಪ್ರಕ್ರಿಯೆ ನಡೆಸುವುದು.
- ಮಾಸಿಕ ಪ್ರಗತಿ (ಎಂಪಿಕ್) ವರದಿ ಮತ್ತು ವಾರ್ಷಿಕ ವರದಿಗಳನ್ನು ತಯಾರಿಸುವುದು.
- ಅಲ್ಪಸಂಖ್ಯಾತ ಮಾನ್ಯತೆಯನ್ನು ಖಾಸಗಿ ಅನುದಾನಿತ ಮತ್ತು ಖಾಸಗಿ ಪಾಲಿಟೆಕ್ನಿಕ್‌ಗಳಿಗೆ ನೀಡುವುದು.
- ಪಾಲಿಟೆಕ್ನಿಕ್‌ಗಳಲ್ಲಿ ಮೂಲಭೂತ ಸೌಕರ್ಯ ಒದಗಿಸುವ ಭಾರತ ಸರ್ಕಾರದ ಯೋಜನೆಗಳನ್ನು ಕಾರ್ಯರೂಪಕ್ಕೆ ತರುವುದು.
- ಖಾಸಗಿ ಅನುದಾನಿತ ಪಾಲಿಟೆಕ್ನಿಕ್‌ಗಳ ಸಿಬ್ಬಂದಿಗೆ ಇಸಿಎಸ್ ಮುಖಾಂತರ ವೇತನಾನುದಾನ ಬಿಡುಗಡೆ ಮಾಡುವುದು.
- ಇನ್ನಿತರೆ ಅಭಿವೃದ್ಧಿಗೆ ಸಂಬಂಧಿಸಿದಂತೆ ಕಾರ್ಯ ನಿರ್ವಹಿಸುವುದು.

೩.೪(ಅ) ದಾಸ್ತಾನು ಮತ್ತು ಖರೀದಿ ಶಾಖೆ:

- ಪ್ರಯೋಗಾಲಯ ಉಪಕರಣಗಳು, ಕಂಪ್ಯೂಟರ್ ಯಂತ್ರೋಪಕರಣಗಳು ಹಾಗೂ ಇನ್ನಿತರೆ ಸಲಕರಣೆಗಳು, ಪೀಠೋಪಕರಣಗಳು, ಪುಸ್ತಕಗಳು ಹಾಗೂ ಇನ್ನಿತರೆ ಶೈಕ್ಷಣಿಕ ಸಂಬಂಧಿಸಿದ ವಸ್ತುಗಳನ್ನು ಸರ್ಕಾರಿ ಪಾಲಿಟೆಕ್ನಿಕ್‌ಗಳಿಗೆ ಮತ್ತು ಸರ್ಕಾರಿ ಇಂಜಿನಿಯರಿಂಗ್ ಕಾಲೇಜುಗಳಿಗೆ ನಿಯಮಾನುಸಾರ ಖರೀದಿ ಹಾಗೂ ಅನುಮೋದನೆ ಮಾಡುವುದು.
- ದರ ಒಪ್ಪಂದ ಅನುಮೋದನೆ ಮಾಡುವುದು.
- ಪ್ರಯೋಗಾಲಯ ಉಪಕರಣ, ಕಂಪ್ಯೂಟರ್ ಯಂತ್ರೋಪಕರಣ ಮತ್ತು ಇತರೆ ಪರಿಕರಗಳ ವಾರ್ಷಿಕ ನಿರ್ವಹಣೆ ಮತ್ತು ರಿಪೇರಿ ಕೆಲಸ ಕಾರ್ಯಗಳನ್ನು ನಿಯಮಾನುಸಾರ ನಿರ್ವಹಿಸುವುದು.

೩.೪(ಆ) ಕಟ್ಟಡ ಶಾಖೆ:

- ಸರ್ಕಾರಿ ಪಾಲಿಟೆಕ್ನಿಕ್‌ಗಳ ಕಟ್ಟಡ, ಕಾಂಪೌಂಡ್ ನಿರ್ಮಾಣ ಕಾಮಗಾರಿ, ಕಟ್ಟಡ-ವಿಸ್ತಾರಗೊಳಿಸುವುದು ಮತ್ತು ಕಟ್ಟಡ-ದುರಸ್ತಿ ಕಾಮಗಾರಿಗಳನ್ನು ನಿರ್ವಹಿಸುವುದು.
- ಎಲ್ಲಾ ಸರ್ಕಾರಿ ಪಾಲಿಟೆಕ್ನಿಕ್‌ಗಳ ಹಾಗೂ ೩ ಸರ್ಕಾರಿ ಕಿರಿಯ ತಾಂತ್ರಿಕ ಶಾಲೆಗಳ ಯೋಜನೆ ಹಾಗೂ ಯೋಜನೇತರ ಅಡಿಯಲ್ಲಿನ ಅಂದಾಜು ಪಟ್ಟಿಗಳನ್ನು ಪರಿಶೀಲಿಸಿ ಮೇಲು ರುಜು ಮಾಡುವುದು.
- ನೀರು ಮತ್ತು ವಿದ್ಯುತ್ ನಿರ್ವಹಣೆ ಹಾಗೂ ಅವುಗಳ ಬಿಲ್ಲುಗಳನ್ನು ಪಾವತಿಸುವುದು.
- ನಿರ್ದೇಶಕರು, ಜಂಟಿ ನಿರ್ದೇಶಕರುಗಳು ಹಾಗೂ ಆಡಳಿತಾಧಿಕಾರಿಗಳಿಗೆ ದೂರವಾಣಿ ಸಂಪರ್ಕ ಕಲ್ಪಿಸಿ ನಿರ್ವಹಿಸುವುದು.

ರಾಜ್ಯದ ೪೩ ಸರ್ಕಾರಿ ಪಾಲಿಟೆಕ್ನಿಕ್‌ಗಳ ಕಟ್ಟಡ ಕಾಮಗಾರಿಯ ವಿವರ ಕೆಳಕಂಡಂತಿದೆ

ಕಾಮಗಾರಿಯ ಹಂತ	ಸಂಸ್ಥೆಗಳ ಸಂಖ್ಯೆ
ಪೂರ್ಣಗೊಂಡ ಕಟ್ಟಡಗಳು	೧೩
ಪ್ರಗತಿಯಲ್ಲಿರುವ ಕಟ್ಟಡಗಳು	೯
ಪ್ರಾರಂಭಿಸಬೇಕಾದ ಕಟ್ಟಡಗಳು	೨೧
ಒಟ್ಟು	೪೩

ಸರ್ಕಾರಿ ಪಾಲಿಟೆಕ್ನಿಕ್‌ಗಳ ಹಾಗೂ ಸರ್ಕಾರಿ ಇಂಜಿನಿಯರಿಂಗ್ ಕಾಲೇಜುಗಳ ಕಟ್ಟಡದ ನಿರ್ಮಾಣಕ್ಕೆ ಕಳೆದ ಐದು ವರ್ಷಗಳಿಂದ ಒದಗಿಸಿರುವ ಅನುದಾನ ಹಾಗೂ ಖರ್ಚುಗಳ ವಿವರ ಕೆಳಕಂಡಂತಿದೆ: (ರೂ.ಲಕ್ಷಗಳಲ್ಲಿ)

ಕ್ರ. ಸಂ.	ಲೆಕ್ಕ ಶೀರ್ಷಿಕೆ	೨೦೦೯-೧೦		೨೦೧೦-೧೧		೨೦೧೧-೧೨		೨೦೧೨-೨೦೧೩		೨೦೧೩-೨೦೧೪	
		ಬಿಡುಗಡೆ ಯಾದ	ಬಳಕೆ ಯಾದ	ಬಿಡುಗಡೆ ಯಾದ	ಬಳಕೆ ಯಾದ	ಬಿಡುಗಡೆ ಯಾದ	ಬಳಕೆ ಯಾದ	ಬಿಡುಗಡೆ ಯಾದ	ಬಳಕೆ ಯಾದ	ಬಿಡುಗಡೆ ಯಾದ	ಬಳಕೆ ಯಾದ
೧	4202-02-104-1-01-139-ಯೋಜನೆ (ಸರ್ಕಾರಿ ಪಾಲಿಟೆಕ್ನಿಕ್)	೨೧೦೦	೧೮೪೮.೪೬	೬೬೦೯	೬೫೯೯.೪೨	೩೬೭೫	೩೬೭೦	೩೩೭೫	೩೧೯೨.೯೧	೭೩೭೨.೩೫	೬೯೯೩.೮೨
೨	4202-02-104-1-03-386-ಯೋಜನೆ (ಸರ್ಕಾರಿ ಇಂಜಿನಿಯರಿಂಗ್ ಕಾಲೇಜು)	೪೧೨೦	೪೦೮೦.೭೨	೬೩೦೦	೬೧೫೮.೩೧	೩೬೬೬	೩೪೦೯.೩೨	೧೪೦೦	೧೩೧೦.೪೨	೧೨೬೩.೦೦	೧೧೪೬.೪೪
೩	2203-00-103-0-04-051 ತಾಂತ್ರಿಕ ಶಾಲೆ, ಪಾಲಿಟೆಕ್ನಿಕ್ ಮತ್ತು ಇಂಜಿನಿಯರಿಂಗ್ ಕಟ್ಟಡಗಳ ಹಾಗೂ ಇತರೆ ವೆಚ್ಚಗಳು	-	-	೬೦	೫೭.೫೭	೬೦	೫೭.೫೭	೬೦.೦೦	೨೮.೯೭	೪೭.೦೦	೩೦.೦೬

ರಾಜ್ಯದ ೧೦ ಸರ್ಕಾರಿ ಇಂಜಿನಿಯರಿಂಗ್ ಕಾಲೇಜುಗಳ ಕಟ್ಟಡ ಕಾಮಗಾರಿಯ ವಿವರ ಕೆಳಕಂಡಂತಿದೆ:

ಕಾಮಗಾರಿಯ ಹಂತ	ಸಂಸ್ಥೆಗಳ ಸಂಖ್ಯೆ	ಸಂಸ್ಥೆಯ ಹೆಸರು (@ ವಿ.ಟಿ.ಯು, ಬೆಳಗಾವಿಗೆ ಹಸ್ತಾಂತರಿಸಲಾಗಿದೆ)
ಪೂರ್ಣಗೊಂಡ ಕಟ್ಟಡಗಳು	೬	೧. ಸರ್ಕಾರಿ ಇಂಜಿನಿಯರಿಂಗ್ ಕಾಲೇಜು, ಹಾಸನ ೨. ಸರ್ಕಾರಿ ಇಂಜಿನಿಯರಿಂಗ್ ಕಾಲೇಜು, ರಾಮನಗರ ೩. ಸರ್ಕಾರಿ ಇಂಜಿನಿಯರಿಂಗ್ ಕಾಲೇಜು, ಹಾವೇರಿ ೪. ಸರ್ಕಾರಿ ಇಂಜಿನಿಯರಿಂಗ್ ಕಾಲೇಜು, ಚಾಮರಜನಗರ ೫. ಸರ್ಕಾರಿ ಇಂಜಿನಿಯರಿಂಗ್ ಕಾಲೇಜು, ಕುಶಾಲನಗರ ೬. ಸರ್ಕಾರಿ ಇಂಜಿನಿಯರಿಂಗ್ ಕಾಲೇಜು, ಕೆ.ಆರ್.ಪೇಟೆ
ಪ್ರಗತಿಯಲ್ಲಿರುವ ಕಟ್ಟಡಗಳು	೪	೧. ಸರ್ಕಾರಿ ಎಸ್‌ಕೆಎಸ್‌ಜೆಟಿ ಇಂಜಿನಿಯರಿಂಗ್ ಕಾಲೇಜು, ಬೆಂಗಳೂರು ೨. ಸರ್ಕಾರಿ ಇಂಜಿನಿಯರಿಂಗ್ ಕಾಲೇಜು, ಕಾರವಾರ@ ೩. ಸರ್ಕಾರಿ ಇಂಜಿನಿಯರಿಂಗ್ ಕಾಲೇಜು, ಹೂವಿನಹಡಗಲಿ@ ೪. ಸರ್ಕಾರಿ ಇಂಜಿನಿಯರಿಂಗ್ ಕಾಲೇಜು, ರಾಯಚೂರು@

೩.೪(ಇ) ಅಪ್ರೆಂಟಿಸ್ ತರಬೇತಿ ಯೋಜನಾ ಶಾಖೆ:

- ಕೇಂದ್ರಿಯ ಅಪ್ರೆಂಟಿಸ್ ಕಾರ್ಯಕ್ರಮಗಳನ್ನು ನಡೆಸುವುದು.
- ಆಯ್ಕೆ ಪ್ರಕ್ರಿಯೆ ಮತ್ತು ಸ್ಟೈಪೆಂಡ್ ನೀಡುವುದು.
- ಅಪ್ರೆಂಟಿಸ್ ಕಾರ್ಯಕ್ರಮಗಳನ್ನು ನಡೆಸುವ ಸಂಬಂಧ ಉದ್ಯಮಗಳ ಜೊತೆಗೆ ಸಂಪರ್ಕ ಬೆಳೆಸುವುದು.
- ಸಮುದಾಯ ಪಾಲಿಟೆಕ್ನಿಕ್‌ಗಳ ಯೋಜನೆಗಳು.
- ಉದ್ಯೋಗ ಮಾಹಿತಿ ಕಾರ್ಯಕ್ರಮಗಳು.
- ಅಭಿವೃದ್ಧಿ ಕಾರ್ಯಗಳನ್ನು ಪರಿವೀಕ್ಷಣೆ ಮಾಡುವುದು.
- ಔದ್ಯೋಗಿಕ ತಿಳುವಳಿಕೆ ಕಾರ್ಯಕ್ರಮಗಳು.
- ಉದ್ಯಮಗಳ ಮತ್ತು ತಾಂತ್ರಿಕ ಸಂಸ್ಥೆಗಳ ಸಂಬಂಧ ವೃದ್ಧಿ ಕೋಶ.
- ಉದ್ಯೋಗ ಮಾಹಿತಿ ಕೋಶ.

ರಾಜ್ಯ ಮತ್ತು ಕೇಂದ್ರ ಸರ್ಕಾರದ ಇಲಾಖೆಗಳು ಹಾಗೂ ಅಧೀನ ಇಲಾಖೆಗಳು / ಸ್ವಾಯತ್ತ ಉದ್ಯಮಗಳು / ಖಾಸಗಿ ಉದ್ಯಮಗಳು ಬಿ.ಇ. ಹಾಗೂ ಡಿಪ್ಲೋಮಾ ವಿದ್ಯಾರ್ಥಿಗಳನ್ನು “ಸರ್ಕಾರಿ ಅಪ್ರೆಂಟಿಸ್‌ಶಿಪ್ ಕಾಯ್ದೆ ೧೯೭೩ ಭಾರತ (ತಿದ್ದುಪಡಿ) ಮತ್ತು ೧೯೮೬ರ ನಿಯಮಾನುಸಾರ ಮತ್ತು ನಿರ್ದಿಷ್ಟಪಡಿಸಿದ ಸಂಖ್ಯೆಯಲ್ಲಿ ಒಂದು ವರ್ಷದ ತರಬೇತಿಗೆ ಆಯ್ಕೆ ಮಾಡಿ ತರಬೇತಿ ನೀಡಲಾಗುತ್ತದೆ. ಈ ಯೋಜನೆಯ ಮುಖ್ಯ ಉದ್ದೇಶ ತಾಂತ್ರಿಕ ಸಂಸ್ಥೆಗಳು ಹಾಗೂ ಉದ್ಯಮಗಳ ನಡುವೆ ಸಂಪರ್ಕ ಕಲ್ಪಿಸುವುದು, ತಾಂತ್ರಿಕ ಗುಣಮಟ್ಟವನ್ನು ಹೆಚ್ಚಿಸುವುದು ಮತ್ತು ಉದ್ಯಮಗಳಲ್ಲಿನ ಎಲ್ಲಾ ರಂಗಗಳಲ್ಲಿನ ಪ್ರಾಯೋಗಿಕ ಕೌಶಲ್ಯಗಳನ್ನು ಅಭ್ಯರ್ಥಿಗಳಿಗೆ ಪರಿಚಯಿಸುವುದು.

ಅವಧಿ: ಒಂದು ವರ್ಷ

ಅರ್ಹತೆ: ಬಿ.ಇ. ಪದವಿ ಅಥವಾ ಡಿಪ್ಲೋಮಾದಲ್ಲಿ ಉತ್ತೀರ್ಣರಾಗಿದ್ದು, ಯಾವುದೇ ರೀತಿಯ ತಾಂತ್ರಿಕ ತರಬೇತಿ ಅಥವಾ ಅನುಭವ ಹೊಂದಿರಬಾರದು ಹಾಗೂ ಉತ್ತೀರ್ಣರಾಗಿ ಮೂರು ವರ್ಷಗಳು ಮೀರಿರಬಾರದು.

ಶಿಷ್ಯ ವೇತನ: (ಅ) ಬಿ.ಇ. ಪದವೀಧರರಿಗೆ: ಮಾಸಿಕ ಶಿಷ್ಯ ವೇತನ ರೂ.೨೬೦೦/-
(ಬಿ) ಡಿಪ್ಲೋಮಾಧಾರಕರಿಗೆ: ಮಾಸಿಕ ಶಿಷ್ಯ ವೇತನ ರೂ.೧೮೫೦/-

ಪ್ರಮಾಣ ಪತ್ರ: ಒಂದು ವರ್ಷದ ಅಪ್ರೆಂಟಿಸ್‌ಶಿಪ್ ಟ್ರೈನಿಂಗ್‌ನ್ನು ಯಶಸ್ವಿಯಾಗಿ ಮುಗಿಸಿದ ಅಭ್ಯರ್ಥಿಗಳಿಗೆ ಅಪ್ರೆಂಟಿಸ್‌ಶಿಪ್ ತರಬೇತಿ ಮಂಡಳಿ, ಚೆನ್ನೈಯಿಂದ ಪ್ರಮಾಣ ಪತ್ರ ನೀಡಲಾಗುತ್ತದೆ.

೨೦೧೩-೧೪ನೇ ಸಾಲಿನಲ್ಲಿ ಅಪ್ರೆಂಟಿಸಿಪ್ ಯೋಜನೆಯಡಿಯಲ್ಲಿ ಸೌಲಭ್ಯ ಪಡೆದ ವಿದ್ಯಾರ್ಥಿಗಳ ವಿವರ

ವಿಷಯ	ಇತರೆ		ಪ.ಜಾ.		ಪ.ಪಂ.		ವಿಕಲಚೇತನರು		ಅಲ್ಪಸಂಖ್ಯಾತರು				ಒಟ್ಟು	
	ಇಂ	ಡಿ	ಇಂ	ಡಿ	ಇಂ	ಡಿ	ಇಂ	ಡಿ	ಕ್ರೈಯನರು		ಮುಸಲ್ಮಾನರು		ಇಂ	ಡಿ
									ಇಂ	ಡಿ	ಇಂ	ಡಿ		
ಸಿವಿಲ್	೬೦	೩೫	೧೧	೯	೭	೧೨	೩	೧	೭	೩	೧೬	೧೦	೧೦೪	೭೦
ಇಲೆಕ್ಟ್ರಿಕಲ್	೪೦೧	೧೨೬	೫೬	೧೨	೧೯	೭	೦	೦	೮	೩	೩	೧	೪೮೭	೧೪೯
ಮೆಕ್ಯಾನಿಕಲ್	೩೦೫	೧೫೮	೧೯೬	೨೬	೧೬	೯	೨	೦	೯	೫	೮	೪	೫೩೬	೨೦೨
ಗಣಕ ವಿಜ್ಞಾನ	೨೫೫	೯೧	೬೮	೨೨	೧೮	೬	೧	೦	೭	೪	೫	೨	೩೫೪	೧೨೫
ಆಟೋಮೊಬೈಲ್	೪೪	೨೯	೨೯	೧೧	೬	೩	೦	೦	೪	೨	೧೦	೨	೯೩	೪೭
ಇತರೆ	೩೬೮	೨೪೧	೩೯	೨೭	೧೯	೧೦	೪	೨	೧೯	೧೨	೪೬	೨೯	೪೯೫	೩೨೧
ಒಟ್ಟು	೧೪೩೩	೬೮೦	೩೯೯	೧೦೭	೮೫	೪೭	೧೦	೩	೫೪	೨೯	೮೮	೪೮	೨೦೬೯	೯೧೪

ಇಂ-ಇಂಜಿನಿಯರಿಂಗ್ ಡಿ-ಡಿಪ್ಲೋಮಾ

೩.೫ ಪರೀಕ್ಷಾ ಶಾಖೆ (ತಾಂತ್ರಿಕ ಶಿಕ್ಷಣ ಪರೀಕ್ಷಾ ಮಂಡಳಿ):

- ರಾಜ್ಯದ ಎಲ್ಲಾ ಪಾಲಿಟೆಕ್ನಿಕ್‌ಗಳ ಪರೀಕ್ಷೆಗಳನ್ನು ಸುಸೂತ್ರವಾಗಿ ನಡೆಸುವುದು.
- ಡಿಪ್ಲೋಮಾ ಪ್ರಮಾಣ ಪತ್ರ ಹಾಗೂ ಅಂಕಪಟ್ಟಿಯನ್ನು ವಿತರಿಸುವುದು.
- ಗಣಕೀಕೃತ ಕೋಡಿಂಗ್ ಮತ್ತು ಡಿಕ್ಯೋಡಿಂಗ್ ಪದ್ಧತಿಯ ಮೂಲಕ ಮೌಲ್ಯಮಾಪನದಲ್ಲಿ ಗೌಪ್ಯತೆಯನ್ನು ಕಾಪಾಡುವುದು.
- ಪರೀಕ್ಷಾ ಸಮಯದಲ್ಲಿ ಆನ್-ಲೈನ್‌ನಲ್ಲಿ ಪರೀಕ್ಷಾ ಮೇಲ್ವಿಚಾರಣೆ ಮಾಡಿ ಪರೀಕ್ಷಾ ಕೆಲಸಗಳು ಸುಲಲಿತವಾಗಿ, ವ್ಯವಸ್ಥಿತವಾಗಿ ನಡೆಯುವಂತೆ ನಿಗಾವಹಿಸುವುದು.
- ಅಭ್ಯರ್ಥಿಗಳ ಪಟ್ಟಿ ಮತ್ತು ಅಂಕ ಪಟ್ಟಿಗಳನ್ನು ರಾಜ್ಯದ ಎಲ್ಲಾ ಸರ್ಕಾರಿ/ಖಾಸಗಿ ಅನುದಾನಿತ/ಖಾಸಗಿ ಅನುದಾನರಹಿತ ಪಾಲಿಟೆಕ್ನಿಕ್‌ಗಳಿಗೆ ತಯಾರಿಸಿ ಆನ್-ಲೈನ್ ಮೂಲಕ ಪ್ರಕಟಿಸುವುದು.
- ಪಾಲಿಟೆಕ್ನಿಕ್‌ಗಳಿಗೆ ಸಂಯೋಜನೆ ನೀಡುವುದು.
- ಪರೀಕ್ಷಾ ಸಂಬಂಧಿ ಕೆಲಸಗಳಿಗೆ ಸಿಬ್ಬಂದಿ/ಅಧಿಕಾರಿಗಳನ್ನು ನಿಯೋಜಿಸುವುದು.
- ಮೌಲ್ಯಮಾಪನದಲ್ಲಿ ಆಡಳಿತದ ವಿಕೇಂದ್ರೀಕರಣ.
- ಅರ್ಹತಾ ಪ್ರಮಾಣ ಪತ್ರ ಮತ್ತು ವಲಸೆ ಪ್ರಮಾಣ ಪತ್ರ ಮತ್ತು ಇತರೇ ಪ್ರಮಾಣ ಪತ್ರಗಳನ್ನು “ಸಕಾಲ ಕಾರ್ಯಕ್ರಮ” ದಡಿಯಲ್ಲಿ ನೀಡುವುದು.
- ರಾಜ್ಯದ ಎಲ್ಲಾ ಸರ್ಕಾರಿ/ಖಾಸಗಿ ಅನುದಾನಿತ/ಖಾಸಗಿ ಅನುದಾನರಹಿತ ಪಾಲಿಟೆಕ್ನಿಕ್‌ಗಳಿಗೆ ಪರೀಕ್ಷೆಗಾಗಿ ಪ್ರಶ್ನೆ ಪತ್ರಿಕೆಗಳನ್ನು ಮತ್ತು ಉತ್ತರ ಪತ್ರಿಕೆಗಳನ್ನು ಮುದ್ರಿಸಿ ಸರಬರಾಜು ಮಾಡುವುದು.

೩.೫.೧ ಪರೀಕ್ಷಾ ಫಲಿತಾಂಶಗಳ ಪ್ರಕಟಣೆ:

ಪಾಲಿಟೆಕ್ನಿಕ್‌ಗಳಲ್ಲಿನ ಪ್ರಥಮ, ದ್ವಿತೀಯ ಹಾಗೂ ತೃತೀಯ ವರ್ಷಗಳಲ್ಲಿನ ಸುಮಾರು ೨ ಲಕ್ಷ ವಿದ್ಯಾರ್ಥಿಗಳ ಫಲಿತಾಂಶಗಳನ್ನು ಗಣಕೀಕರಿಸುವ ಮೂಲಕ ಪ್ರಕಟಿಸಲಾಗುತ್ತಿದೆ. ಅಲ್ಲದೇ ಅಂತರಜಾಲ ಮೂಲಕ ಆನ್ ಲೈನ್‌ನಲ್ಲಿ ಫಲಿತಾಂಶಗಳನ್ನು ಪಡೆಯುವ ಸೌಲಭ್ಯವನ್ನು ವಿಸ್ತರಿಸಲಾಗಿದೆ. ತಾಂತ್ರಿಕ ಪರೀಕ್ಷಾ ಮಂಡಳಿಯ ಎಲ್ಲಾ ಕೆಲಸ ಕಾರ್ಯಗಳನ್ನು ಗಣಕೀಕರಿಸಲಾಗಿರುತ್ತದೆ. ವಿದ್ಯಾರ್ಥಿಗಳಿಗೆ ಸುಭದ್ರವಾದ ಅಂಕ ಪಟ್ಟಿಗಳು ಹಾಗೂ ಸುಭದ್ರವಾದ ಡಿಪ್ಲೋಮಾ ಪ್ರಮಾಣ ಪತ್ರಗಳನ್ನು ಕಾಲಮಿತಿಯಲ್ಲಿ ವಿತರಿಸಲಾಗುತ್ತಿದೆ.

೩.೫.೨ ಟೈಲರಿಂಗ್ ಕ್ರಾಫ್ಟ್ ಕೋರ್ಸ್‌ಗಳು:

ರಾಜ್ಯದಲ್ಲಿ ಗುರುತಿಸಿದ ಕೆಲವು ಪಾಲಿಟೆಕ್ನಿಕ್‌ಗಳಲ್ಲಿ ಮತ್ತು ಸಂಸ್ಥೆಗಳಲ್ಲಿ ಒಂದು ವರ್ಷದ ಟೈಲರಿಂಗ್ ಕ್ರಾಫ್ಟ್ ಕೋರ್ಸ್‌ಗಳ ಪರೀಕ್ಷೆಯನ್ನು ಏಳನೆಯ ತರಗತಿ ತೇರ್ಗಡೆಯಾದ ಅಭ್ಯರ್ಥಿಗಳಿಗೆ ನಡೆಸಲಾಗುತ್ತದೆ.

ಪ್ರತಿ ವರ್ಷ ಅರ್ಜಿಗಳನ್ನು ಸಂಬಂಧಿಸಿದ ಟೈಲರಿಂಗ್ ಸಂಸ್ಥೆಗಳಿಂದ ಪಡೆಯಲಾಗುತ್ತದೆ. ಈ ಕೋರ್ಸ್‌ಗಳಿಗೆ ಮಹಿಳೆಯರಿಗೆ ಮತ್ತು ಪುರುಷರಿಗೆ ಪ್ರತ್ಯೇಕವಾದ ಪಠ್ಯಕ್ರಮವಿರುತ್ತದೆ. ರಾಜ್ಯದಲ್ಲಿ ೨೦೧೩-೧೪ನೇ ಸಾಲಿನಲ್ಲಿ ಒಟ್ಟು ೧೪೨ ಇಂತಹ ತರಬೇತಿ ಸಂಸ್ಥೆಗಳಿರುತ್ತವೆ.

೨೦೧೩-೧೪ನೇ ಸಾಲಿನಲ್ಲಿ:

೨೦೧೩-೧೪ನೇ ಸಾಲಿನಲ್ಲಿ ಟೈಲರಿಂಗ್ ಕ್ರಾಫ್ಟ್ ಕೋರ್ಸ್ ಸಂಸ್ಥೆಗಳ ಪಟ್ಟಿಯನ್ನು ಅನುಬಂಧ-21ರಲ್ಲಿ ನೀಡಲಾಗಿದೆ.

೩.೩ ತನಿಖಾ ಶಾಖೆ:

- ಶೈಕ್ಷಣಿಕ ಮತ್ತು ಆಡಳಿತಕ್ಕೆ ಸಂಬಂಧಪಟ್ಟ ರಾಜ್ಯದ ಎಲ್ಲಾ ಸರ್ಕಾರಿ, ಅನುದಾನಿತ ಮತ್ತು ಖಾಸಗಿ ಪಾಲಿಟೆಕ್ನಿಕ್‌ಗಳ ಪರಿವೀಕ್ಷಣೆ.
- ಆಡಳಿತ ಪದ್ಧತಿ, ಮೂಲಭೂತ ಸೌಲಭ್ಯ, ಪ್ರಯೋಗಾಲಯ ಸೌಕರ್ಯ, ಸಿಬ್ಬಂದಿ ಸೂಕ್ತತೆಗಳ ಬಗ್ಗೆ ಪರಿವೀಕ್ಷಣೆ.
- ಶೈಕ್ಷಣಿಕ ಚಟುವಟಿಕೆಗಳ ದಾಖಲಾತಿ ನಿರ್ವಹಣೆ, ಬೋಧನಾ ಪದ್ಧತಿಯ ಮಟ್ಟವನ್ನು ಎಐಸಿಟಿಇ ಮತ್ತು ತಾಂತ್ರಿಕ ಶಿಕ್ಷಣ ನಿರ್ದೇಶನಾಲಯಗಳ ನೀತಿಗಳಂತೆ ಸುಧಾರಣೆಗೊಳಿಸುವ ಬಗ್ಗೆ ಪರಿವೀಕ್ಷಣೆ.

ನಿರ್ದೇಶನಾಲಯದಿಂದ ೨೦೧೩-೧೪ ನೇ ಸಾಲಿನ ಪಾಲಿಟೆಕ್ನಿಕ್‌ಗಳಲ್ಲಿ ಕೈಗೊಂಡ ಆಡಳಿತ ಮತ್ತು ಶೈಕ್ಷಣಿಕ ತನಿಖೆಗಳ ವಿವರ

ಸಂಸ್ಥೆಗಳು			
ಸರ್ಕಾರಿ	ಖಾಸಗಿ ಅನುದಾನಿತ	ಖಾಸಗಿ ಅನುದಾನರಹಿತ	ಒಟ್ಟು
೧೧	-	೮	೧೯

೩.೩ ತಾಂತ್ರಿಕ ಶಿಕ್ಷಣ ಗುಣಮಟ್ಟ ಸುಧಾರಣಾ ಯೋಜನಾ ವಿಭಾಗ:

ತಾಂತ್ರಿಕ ಶಿಕ್ಷಣ ಗುಣಮಟ್ಟ ಅಭಿವೃದ್ಧಿ ಯೋಜನೆ-ಟೆಕ್ನಿಕ್ಸ್-೨:

ತಾಂತ್ರಿಕ ಶಿಕ್ಷಣ ಗುಣಮಟ್ಟ ಸುಧಾರಣೆಗಾಗಿ ಟೆಕ್ನಿಕ್ಸ್-೨ ಯೋಜನೆಯನ್ನು ೨೦೧೦ ರಲ್ಲಿ ಪ್ರಾರಂಭಿಸಲಾಗಿದ್ದು, ಡಿಸೆಂಬರ್ ೨೦೧೪ ಕ್ಕೆ ಮುಕ್ತಾಯವಾಗಲಿದೆ. ಈ ಯೋಜನೆಯ ಒಟ್ಟು ಮೊತ್ತ ರೂ. ೧೮೭.೭೦ ಕೋಟಿಯಾಗಿದ್ದು, ೧೯ ಸರ್ಕಾರಿ / ಸರ್ಕಾರಿ ಅನುದಾನಿತ / ಖಾಸಗಿ ಇಂಜಿನಿಯರಿಂಗ್ ಕಾಲೇಜುಗಳು ಫಲಾನುಭವ ಪಡೆಯುತ್ತವೆ. ಇದು ಕೇಂದ್ರ ಮತ್ತು ರಾಜ್ಯ ಸರ್ಕಾರದ ಸಹಯೋಗದ ಯೋಜನೆಯಾಗಿದ್ದು, ಶೇ. ೭೫% ಮತ್ತು ೨೫% ಅನುಪಾತದಲ್ಲಿ ಅನುದಾನವನ್ನು ಭರಿಸಲಾಗುತ್ತಿದೆ. ಈ ಯೋಜನೆಯಡಿ ಸಂಶೋಧನೆ ಮತ್ತು ಅಭಿವೃದ್ಧಿ, ಆವಿಷ್ಕಾರ ಮತ್ತು ಅತ್ಯುತ್ತಮ ವೈಜ್ಞಾನಿಕ ಕೇಂದ್ರಗಳ ಸ್ಥಾಪನೆ ಮುಖ್ಯ ಉದ್ದೇಶವಾಗಿದೆ. ಈವರೆವಿಗೂ ಟೆಕ್ನಿಕ್ಸ್ ಯೋಜನೆಗಾಗಿ ಒಟ್ಟು ರೂ. ೮೨.೪೦ ಕೋಟಿಗಳನ್ನು ಬಿಡುಗಡೆ ಮಾಡಲಾಗಿದೆ. ೨೦೧೩-೧೪ ನೇ ಸಾಲಿಗೆ ಕೇಂದ್ರ ಸರ್ಕಾರದಿಂದ ರೂ. ೩೫.೧೦ ಕೋಟಿ ಮತ್ತು ರಾಜ್ಯ ಸರ್ಕಾರದಿಂದ ರೂ. ೧೧.೭೦ ಕೋಟಿ ಒಟ್ಟು ರೂ. ೪೬.೮೦ ಕೋಟಿಗಳ ಅನುದಾನವನ್ನು ಬಿಡುಗಡೆ ಮಾಡಲಾಗಿದ್ದು, ಹಿಂದಿನ ವರ್ಷದಲ್ಲಿ ಬಾಕಿ ಉಳಿದ ಅನುದಾನವೂ ಸೇರಿದಂತೆ ೨೦೧೩-೧೪ ನೇ ಸಾಲಿನಲ್ಲಿ ಒಟ್ಟು ೪೮.೨೧ ಕೋಟಿಗಳ ವಾಸ್ತವ್ಯ ವೆಚ್ಚವನ್ನು ಭರಿಸಲಾಗಿದೆ.

ಇದು ವಿಶ್ವಬ್ಯಾಂಕ್ ನೆರವಿನ ಯೋಜನೆಯಾಗಿದ್ದು, ಈ ಯೋಜನೆಯಡಿ ಆಯ್ಕೆಯಾಗಿರುವ ಸಂಸ್ಥೆಗಳಲ್ಲಿ ಈ ಕಳಕಂಡ ಕಾರ್ಯಕ್ರಮಗಳನ್ನು ನಡೆಸಲಾಗುತ್ತಿದೆ.

- ವಿಷಯ ಪರಿಣತಿಗಾಗಿ ಶಿಕ್ಷಕರಿಗೆ ಮತ್ತು ಶಿಕ್ಷಕೇತರಿಗೆ ಸಲಹೆ ಮತ್ತು ತರಬೇತಿ ಪ್ರಕ್ರಿಯೆ.
- ಅತ್ಯಾಧುನಿಕ ಉಪಕರಣಗಳ ಲಭ್ಯತೆ, ಮತ್ತು ಪ್ರಯೋಗಾಲಯಗಳ ಆಧುನೀಕರಣ.
- ಇಂಜನಿಯರಿಂಗ್ ಕಾಲೇಜುಗಳಲ್ಲಿ ಮೂಲಭೂತ ಸೌಕರ್ಯಗಳ ಅಭಿವೃದ್ಧಿ ಕಟ್ಟಡ, ಪುಸ್ತಕ, ಶೈಕ್ಷಣಿಕ ಸಾಮಗ್ರಿಗಳು, ಮತ್ತು ಅಂತರ್ಜಾಲ ವ್ಯವಸ್ಥೆಯ ಸೌಕರ್ಯ ಇತ್ಯಾದಿ.
- ಆರ್ಥಿಕತೆ ಮತ್ತು ಸಮುದಾಯ ಸೇವೆ.
- ತಾಂತ್ರಿಕ ಶಿಕ್ಷಣದಲ್ಲಿ ಗುಣಾತ್ಮಕ ಮತ್ತು ಪರಿಣಾಮಕಾರಿ ಅಭಿವೃದ್ಧಿ.

೩.೮ ಪಠ್ಯಕ್ರಮ ಅಭಿವೃದ್ಧಿ ವಿಭಾಗ:

(ಅ) ಪಠ್ಯಕ್ರಮ ಪರಿಷ್ಕರಣಾ ಕೋಶ:

- ರಾಜ್ಯದ ಪಾಲಿಟೆಕ್ನಿಕ್‌ಗಳ ಡಿಪ್ಲೋಮಾ ಕೋರ್ಸುಗಳಿಗೆ ಪರಿಷ್ಕರಿಸಿದ ಪಠ್ಯಕ್ರಮವನ್ನು ೨೦೧೫-೧೬ ನೇ ಸಾಲಿನಿಂದ ಜಾರಿಗೊಳಿಸಲು ನಿರ್ಧರಿಸಿದ್ದು, ಈ ಸಂಬಂಧ ೨೦೧೪-೧೫ ನೇ ಸಾಲಿನಲ್ಲಿ ಪಠ್ಯಕ್ರಮ ಪರಿಷ್ಕರಣಾ ಕಾರ್ಯವನ್ನು ಪ್ರಾರಂಭಿಸಲು ಚಿಂತನೆ ನಡೆಸಿದ್ದು, ಪಠ್ಯಕ್ರಮ ಪರಿಷ್ಕರಣಾ ಕಾರ್ಯಕ್ಕೆ ಸರ್ಕಾರದ ಅನುಮತಿಯನ್ನು ಈಗಾಗಲೇ ಕೋರಲಾಗಿದೆ. ಈ ಬಗ್ಗೆ ಸರ್ಕಾರದ ಅನುಮತಿ ಪಡೆದ ಬಳಿಕ ೨೦೧೪-೧೫ ನೇ ಸಾಲಿನಲ್ಲಿ ಪಠ್ಯಕ್ರಮ ಪರಿಷ್ಕರಣಾ ಕಾರ್ಯವನ್ನು ಕೈಗೆತ್ತಿಕೊಳ್ಳಲಾಗುವುದು. ಕೈಗಾರಿಕಾ / ಔದ್ಯೋಗಿಕ ಕ್ಷೇತ್ರಗಳ ಅವಶ್ಯಕತೆಗಳಿಗನುಸಾರವಾಗಿ ಪಠ್ಯಕ್ರಮಗಳನ್ನು ಸೂಕ್ತವಾಗಿ ಮಾರ್ಪಾಡಿಸಿ ಯಶಸ್ವಿಯಾಗಿ ಅನುಸಾನಗೊಳಿಸಲು ಪೂರ್ವಭಾವಿಯಾಗಿ ಈಗಾಗಲೇ ವಿಷಯ ಪರಿಣಿತರಿಂದ ಹಾಗೂ ಪಠ್ಯಕ್ರಮಗಳ ಬಗ್ಗೆ ಆಸಕ್ತಿವುಳ್ಳವರಿಂದ ಹಾಲಿ ಪಠ್ಯಕ್ರಮಗಳ ಬಗ್ಗೆ ಅಭಿಪ್ರಾಯಗಳನ್ನು ಕ್ರೋಢೀಕರಿಸುವ ಕಾರ್ಯವನ್ನು ಪ್ರಾರಂಭಿಸಲಾಗಿದೆ.
- ತಾಂತ್ರಿಕ ಶಿಕ್ಷಣ ಗುಣಮಟ್ಟವನ್ನು ಅಭಿವೃದ್ಧಿಗೊಳಿಸುವಲ್ಲಿ ಹಾಗೂ ಈಗಿನ ಕೈಗಾರಿಕೋದ್ಯಮಕ್ಕೆ ಅವಶ್ಯವಿರುವ ವಿಷಯಗಳನ್ನು ಪಠ್ಯಕ್ರಮದಲ್ಲಿ ಅಳವಡಿಸುವ ಸಲುವಾಗಿ ವಿವಿಧ ಕೈಗಾರಿಕಾ/ಔದ್ಯೋಗಿಕ ಪರಿಣಿತರು ಮತ್ತು ಶೈಕ್ಷಣಿಕ ವಿಷಯ ತಜ್ಞರಿಂದ ಮಾಹಿತಿ/ವಿಷಯಗಳನ್ನು ಕಲೆಹಾಕಿ ಪಠ್ಯಕ್ರಮ ಪರಿಷ್ಕರಣಾ ಕಾರ್ಯಕ್ಕೆ ಚಾಲನೆ ನೀಡಲಾಗುವುದು..
- ಬೋಧನ ಮತ್ತು ಕಲಿಕೆಯ ಕೌಶಲ್ಯವನ್ನು ಅಭಿವೃದ್ಧಿಪಡಿಸುವಲ್ಲಿ, ಆಧುನಿಕ ಬೋಧನಾ ಸಲಕರಣೆಗಳ ಉಪಯೋಗದ ಬಗ್ಗೆ ಒತ್ತು ನೀಡಿ ಇದರ ಅಳವಡಿಕೆಗೆ ಚಾಲನೆ ನೀಡಲಾಗುವುದು.
- ತಾಂತ್ರಿಕ ವಿಷಯಗಳಲ್ಲಿ ಟುಟೋರಿಯಲ್/ಕೋಚಿಂಗ್ ತರಗತಿಗಳನ್ನು ನಡೆಸುವ ಸಂಸ್ಥೆಗಳು ಕರ್ನಾಟಕ ಶಿಕ್ಷಣ ಕಾಯಿದೆ ೧೯೮೩ ರ ಸೆಕ್ಷನ್ ೩೫ ರ ಕರ್ನಾಟಕ ಟುಟೋರಿಯಲ್ ರಿಜಿಸ್ಟ್ರೇಷನ್ ಕಾಯಿದೆ ೨೦೦೧ ನಿಯಮದಡಿ ನಿರ್ದೇಶನಾಲಯದಲ್ಲಿ ನೋಂದಣಿ ಮಾಡುವ ಕಾರ್ಯ ನಡೆಸಲಾಗುವುದು..
- ಆಧುನಿಕ ಉದ್ದಿಮೆ ಹಾಗೂ ಯಶಸ್ವಿ ಉದ್ದಿಮೆದಾರರ ಸಹಯೋಗದಿಂದ ಉತ್ತಮ ಶೈಕ್ಷಣಿಕ ಸಂಪರ್ಕ ಏರ್ಪಡಿಸುವುದು.

(ಆ) ನಿರಂತರ ತಾಂತ್ರಿಕ ಶಿಕ್ಷಣ ಕೋಶ, ಕರ್ನಾಟಕ:

ತಾಂತ್ರಿಕ ಶಿಕ್ಷಣವನ್ನು ಮುಂದುವರಿಸಲು ಒಂದು ಸ್ವಾಯತ್ತತೆ ಹೊಂದಿರುವ ಕೇಂದ್ರ ಘಟಕವು ಸರ್ಕಾರದ ಆದೇಶ ಇಡಿ-೧೯-ಟಿಪಿಇ-೯೯ ದಿನಾಂಕ:೨-೩-೨೦೦೦ ರಿಂದ ನಿರ್ದೇಶನಾಲಯದಲ್ಲಿ ಕಾರ್ಯನಿರ್ವಹಿಸುತ್ತದೆ. ಈ ಕೇಂದ್ರದ ಉಪಘಟಕಗಳು ರಾಜ್ಯದ ೭೪ ತಾಂತ್ರಿಕ ಸಂಸ್ಥೆಗಳಲ್ಲಿ ಇರುತ್ತವೆ.

ಈ ಕೇಂದ್ರಗಳಲ್ಲಿ ಕೆಳಗಿನ ಕಾರ್ಯಕ್ರಮಗಳನ್ನು ಹಮ್ಮಿಕೊಳ್ಳಲಾಗುತ್ತಿದೆ;

ಅ) ಐ.ಟಿಯೇತರ ವಿದ್ಯಾರ್ಥಿಗಳಿಗೆ ಐ.ಟಿ ಮಾಹಿತಿ ಒದಗಿಸುವ ತರಬೇತಿ ನಡೆಸುವುದು.

ಆ) ಕಾಲ-ಕಾಲಕ್ಕೆ ಔದ್ಯೋಗಿಕ ಬೇಡಿಕೆಗಳಂತೆ ಪಠ್ಯಕ್ರಮಗಳನ್ನು ಬದಲಾಯಿಸಿದ್ದಲ್ಲಿ ಆ ಪಠ್ಯಕ್ರಮಗಳ ಬಗ್ಗೆ ಅಧ್ಯಾಪಕರುಗಳಿಗೆ ನಿರಂತರ ಶೈಕ್ಷಣಿಕ ತರಬೇತಿ ನೀಡುವುದು.

ಇ) ಕೈಗಾರಿಕೆಗಳಲ್ಲಿನ ಅಕುಶಲ ಕಾರ್ಮಿಕರಿಗೆ ತಾಂತ್ರಿಕ ಕೌಶಲ್ಯ ತರಬೇತಿ ನೀಡುವುದು.

ಈ) ವಿವಿಧ ತರಬೇತಿ ಕಾರ್ಯಕ್ರಮಗಳನ್ನು ಆಯೋಜಿಸಿ ಇಲಾಖೆಗೆ ಆರ್ಥಿಕ ಸಂಪನ್ಮೂಲಗಳನ್ನು ಬಲಪಡಿಸಿಕೊಳ್ಳುವುದು.

ಉ) ಬೋಧಕ ವೃಂದದವರಿಗೆ ತರಬೇತಿ ಕಾರ್ಯಕ್ರಮ ಆಯೋಜಿಸುವುದು.

ಈ ಕೇಂದ್ರಗಳಲ್ಲಿ ಆತಂಕಿಕ ಆದಾಯ ಸೃಷ್ಟಿಯಾಗುತ್ತಿದ್ದು ಅದನ್ನು ಸಂಬಂಧಿಸಿದ ಪಾಲಿಟೆಕ್ನಿಕ್‌ಗಳ ಅಭಿವೃದ್ಧಿಗಾಗಿ ವಿನಿಯೋಗಿಸಿಕೊಳ್ಳಲಾಗುತ್ತಿದೆ.

ಉಪಕೋಶಗಳಲ್ಲಿ ನಡೆಸಿದ ಕಾರ್ಯಕ್ರಮಗಳು	ತರಬೇತಿ ಪಡೆದ ಫಲಾನುಭಾವಿಗಳು
೬೯	೨೫೦೮

(ಇ) ಈ-ಆಡಳಿತ ಕೋಶ:

- ತಾಂತ್ರಿಕತೆಯ ಮೂಲಕ ಪೇಪರ್-ರಹಿತ ಕಛೇರಿಯನ್ನಾಗಿ ಮಾರ್ಪಡಿಸುವ ಕಾರ್ಯಕ್ರಮ ಅನುಷ್ಠಾನಗೊಳಿಸುವುದು.
- ರಾಜ್ಯದ ಎಲ್ಲಾ ತಾಂತ್ರಿಕ ಸಂಸ್ಥೆಗಳಲ್ಲಿ ಅಂತರಜಾಲ ತಾಣಗಳನ್ನು ಅಳವಡಿಸುವ ಮೂಲಕ ನಿರ್ದೇಶನಾಲಯದ ಅಂತರಜಾಲತಾಣದಲ್ಲಿ ಮಾಹಿತಿಗಳು ಸಾರ್ವಜನಿಕರಿಗೆ ಮತ್ತು ಸಿಬ್ಬಂದಿಯವರಿಗೆ ಸುಲಭವಾಗಿ ಒದಗುವಂತೆ ಮಾಡುವುದು.
- ಸಮೂಹ ದೃಶ್ಯ ಮಾಧ್ಯಮದ ಮೂಲಕ ಸಮ್ಮೇಳನ ನಡೆಸಿ ಪ್ರತಿ ತಾಂತ್ರಿಕ ಸಂಸ್ಥೆಯೊಂದಿಗೆ ಸಂವಾದ ಕಾರ್ಯಕ್ರಮ ಎರ್ಪಡಿಸುವುದು.
- ಹೆಚ್.ಆರ್.ಎಂ.ಎಸ್ ತಂತ್ರಾಂಶದ ಮೂಲಕ ವೇತನ ಬಟವಾಡೆ ಮಾಡುವುದು.
- ಆನ್-ಲೈನ್ ಮುಖಾಂತರ ಮಾಸಿಕ ಕಾರ್ಯಕ್ರಮ ಅನುಷ್ಠಾನ ತಃಖ್ತೆ (ಎಂಪಿಕ್) ಯನ್ನು ಅನುಷ್ಠಾನಗೊಳಿಸಲಾಗುತ್ತಿದೆ.

೧) ಇನೋವೇಶನ್ ಕ್ಲಬ್:

ಪಾಲಿಟೆಕ್ನಿಕ್ ಮತ್ತು ಇಂಜಿನಿಯರಿಂಗ್ ಕಾಲೇಜುಗಳಲ್ಲಿ ವ್ಯಾಸಂಗ ಮಾಡುತ್ತಿರುವ ವಿದ್ಯಾರ್ಥಿಗಳು ಸಣ್ಣ ಮತ್ತು ಮಧ್ಯಮ ಉದ್ಯಮಗಳಿಗೆ ಸಂಬಂಧಿಸಿದಂತೆ ಅನೌಪಚಾರಿಕ ವಲಯ ಮತ್ತು ಇತರ ಸಾಮಾಜಿಕ ಕ್ಷೇತ್ರಗಳ ಸಮಸ್ಯೆಗಳನ್ನು ಸಂಶೋಧನೆ, ತಮ್ಮ ಶೈಕ್ಷಣಿಕ ಪ್ರಾಜೆಕ್ಟ್‌ಗಳ ವಿಷಯವಾಗಿ ಪರಿಗಣಿಸಿ ನವೀನ ಪರಿಹಾರಗಳನ್ನು ಕಂಡು ಹಿಡಿಯಲು ಉತ್ತೇಜಿಸುವ ಉದ್ದೇಶ ಹೊಂದಿದ ಯೋಜನೆಯಾಗಿರುತ್ತದೆ. ದೇಶದ ಸಾಮಾಜಿಕ ಮತ್ತು ಆರ್ಥಿಕ ಅಭಿವೃದ್ಧಿಗೆ ಸಕರಾತ್ಮಕ ರೀತಿಯಲ್ಲಿ ಸ್ಪಂದಿಸಿ ಔಪಚಾರಿಕ ಮತ್ತು ಅನೌಪಚಾರಿಕ ವಲಯ ಸಮಸ್ಯೆಗಳನ್ನು ತಾಂತ್ರಿಕ ವಿದ್ಯಾರ್ಥಿಗಳು ಬಗೆ ಹರಿಸುವ ನಿಟ್ಟಿನಲ್ಲಿ ಸಹಕರಿಸುವರೆಂಬ ಸದುದ್ದೇಶದಿಂದ ೨೯೩ ಪಾಲಿಟೆಕ್ನಿಕ್‌ಗಳಲ್ಲಿ ಮತ್ತು ೧೯ ಇಂಜಿನಿಯರಿಂಗ್ ಕಾಲೇಜುಗಳಲ್ಲಿ ಈ ಕ್ಲಬ್‌ಗಳನ್ನು ಆರಂಭಿಸಲಾಗಿದೆ.

೨) ಸರ್ವಿಸ್ ಅಡ್ವೈಸರ್ ಟೋಯೋಟಾ ತಾಂತ್ರಿಕ ಶಿಕ್ಷಣ ಕಾರ್ಯಕ್ರಮ:

ವಿಶ್ವದಲ್ಲೇ ಮೊದಲನೇ ಬಾರಿಗೆ ಟೋಯೋಟಾ ಕಿರ್ಲೋಸ್ಕರ್ ಮೋಟಾರ್ ಕಂಪನಿಯ ವಿನೂತನ ರೀತಿಯ ಸರ್ವಿಸ್ ಅಡ್ವೈಸರ್ ಟೋಯೋಟಾ ಟೆಕ್ನಿಕಲ್ ಎಜುಕೇಷನ್ ಪ್ರೋಗ್ರಾಂ ಅನ್ನು ಕರ್ನಾಟಕ ರಾಜ್ಯ ಸರ್ಕಾರದ ತಾಂತ್ರಿಕ ಶಿಕ್ಷಣ ಇಲಾಖೆಯ ಸಹಯೋಗದೊಂದಿಗೆ ಸರ್ಕಾರಿ ಸಿ.ಪಿ.ಸಿ ಪಾಲಿಟೆಕ್ನಿಕ್ ಮೈಸೂರಿನಲ್ಲಿ, ರಾಜ್ಯ ಸರ್ಕಾರ/ಇಲಾಖೆ ಅಥವಾ ಸಂಸ್ಥೆಯ ವತಿಯಿಂದ ಯಾವುದೇ ಹಣಕಾಸಿನ ಸೌಲಭ್ಯವನ್ನು ನಿರೀಕ್ಷಿಸದೆ ಸಾಮಾಜಿಕ ಕಳಕಳಿಯ ದೃಷ್ಟಿಯಿಂದ ಉಚಿತವಾಗಿ ಅನುಷ್ಠಾನಗೊಳಿಸಲಾಗಿದೆ. ಪ್ರಸ್ತುತ ಆಟೋಮೊಬೈಲ್ ಕ್ಷೇತ್ರದಲ್ಲಿ ವಿನೂತನ ಆವಿಷ್ಕಾರಗಳಿಂದ ಮಾರುಕಟ್ಟೆಗೆ ಪ್ರತಿದಿನ ಹೊಸ ತಾಂತ್ರಿಕತೆಯ ವಾಹನಗಳು ಬರುತ್ತಿರುವ ಹಿನ್ನೆಲೆಯಲ್ಲಿ, ಸದರಿ ವಾಹನಗಳಿಗೆ ಬೇಕಾಗುವ ಸರ್ವಿಸ್ ಅನ್ನು ಒದಗಿಸುವುದರಲ್ಲಿ ಪಾಲಿಟೆಕ್ನಿಕ್‌ನಿಂದ ಹೊರಬರುತ್ತಿರುವ ಡಿಪ್ಲೋಮಾಧಾರಕರುಗಳಲ್ಲಿ ಹೆಚ್ಚಿನ

ತಾಂತ್ರಿಕ ಕೌಶಲ್ಯದ ಅವಶ್ಯಕತೆಯ ಅಗತ್ಯವಿದ್ದು, ಈ ನಿಟ್ಟಿನಲ್ಲಿ ತಾಂತ್ರಿಕ ಕೌಶಲ್ಯತೆಯನ್ನು ಹೆಚ್ಚಿಸುವಲ್ಲಿ ಸರ್ವಿಸ್ ಅಡ್ವಾನ್ಸ್ ಟೋಯೋಟಾ ಟೆಕ್ನಿಕ್ಸ್ ಎಜುಕೇಷನ್ ಪ್ರೋಗ್ರಾಂ ಮಹತ್ವದ ಹೆಜ್ಜೆಯಾಗಲಿದೆ. ಈ ಯೋಜನೆಯಿಂದ ಮೆಕ್ಯಾನಿಕಲ್ ಹಾಗೂ ಆಟೋಮೊಬೈಲ್ ಡಿಪ್ಲೋಮಾಧಾರಕರುಗಳ ತಾಂತ್ರಿಕ ನೈಪುಣ್ಯತೆ ಹೆಚ್ಚಾಗಿ ಆಟೋಮೊಬೈಲ್ ಸರ್ವಿಸ್ ಅಡ್ವಾನ್ಸ್ ಕ್ಷೇತ್ರದಲ್ಲಿ ಉದ್ಯೋಗಾವಕಾಶಗಳು ಹೆಚ್ಚಾಗಲಿದೆ. ಅಲ್ಲದೇ ಸಂಸ್ಥೆಯು ಈ ಯೋಜನೆಯಡಿ ತರಬೇತಿ ಪಡೆದ ಎಲ್ಲಾ ಡಿಪ್ಲೋಮಾಧಾರಕರುಗಳಿಗೆ ಉದ್ಯೋಗವಕಾಶವನ್ನು ಸಹ ಕಲ್ಪಿಸಲು ಒಪ್ಪಿರುತ್ತಾರೆ.

೩) ಅಖಿಲ ಭಾರತ ಉನ್ನತ ಶಿಕ್ಷಣ ಸಮೀಕ್ಷೆ (AISHE):

ಮಾನವ ಸಂಪನ್ಮೂಲ ಸಚಿವಾಲಯದ ವತಿಯಿಂದ ತಾಂತ್ರಿಕ ಶಿಕ್ಷಣ ಇಲಾಖೆಗೆ ಸಂಬಂಧಿಸಿದ ಉನ್ನತ ಶಿಕ್ಷಣಕ್ಕೆ ಸಂಬಂಧಿಸಿದ ವಿದ್ಯಾರ್ಥಿಗಳ ದಾಖಲಾತಿ, ಮಾನವ ಸಂಪನ್ಮೂಲಕ್ಕೆ ಸಂಬಂಧಿಸಿದ ಮಾಹಿತಿಯನ್ನು ಆನ್‌ಲೈನ್ ಮೂಲಕ ನೀಡುವಲ್ಲಿ ಇಲಾಖೆಯು ಮಂಚೂಣಿಯಲ್ಲಿರುತ್ತದೆ.

೪) ಭಾರತ ಸರ್ಕಾರದ ಮಾನವ ಸಂಪನ್ಮೂಲ ಅಭಿವೃದ್ಧಿ ಸಚಿವಾಲಯದ ರಾಷ್ಟ್ರೀಯ ಶಿಕ್ಷಣ ಧೈಯದ ಕಾರ್ಯಕ್ರಮ-ಮಾಹಿತಿ, ಸಂಪರ್ಕ ಮತ್ತು ತಂತ್ರಜ್ಞಾನದ ಮುಖಾಂತರ : (NMEICT)

ಈ ಕಾರ್ಯಕ್ರಮದಡಿ ಬರುವ ಐ.ಐ.ಟಿ ಮುಂಬೈಯವರ ಸಹಯೋಗದೊಂದಿಗೆ ಇಲಾಖೆಯ ಅಧೀನದಲ್ಲಿರುವ ಎಲ್ಲಾ ಪಾಲಿಟೆಕ್ನಿಕ್ ಹಾಗೂ ಇಂಜಿನಿಯರಿಂಗ್ ಕಾಲೇಜುಗಳಲ್ಲಿ ವ್ಯಾಸಂಗ ಮಾಡುತ್ತಿರುವ ೭೦೦೦ ಕ್ಕೂ ಹೆಚ್ಚು ವಿದ್ಯಾರ್ಥಿಗಳಿಗೆ ಉಚಿತ ಹಾಗೂ ಓಪನ್ ಸೋರ್ಸ್ ತಂತ್ರಾಂಶಗಳಲ್ಲಿ ತರಬೇತಿಯನ್ನು ನೀಡಲಾಗಿದೆ. ಇದು ಇಲಾಖೆಯನ್ನು ದೇಶದಲ್ಲಿ ೨ನೇ ಸ್ಥಾನದಲ್ಲಿದ್ದು ಐ.ಐ.ಟಿ ಮುಂಬೈಯವರಿಂದ ಈ ಸಂಬಂಧ ಪ್ರಸಂಶಾ ಪ್ರಮಾಣ ಪತ್ರವನ್ನು ಪಡೆದಿರುತ್ತದೆ.

೫) ರಾಷ್ಟ್ರೀಯ ಉನ್ನತ ಶಿಕ್ಷಣ ಅಭಿಯಾನ (RUSA):

ಈ ಅಭಿಯಾನದ ಅಡಿಯಲ್ಲಿ ಕೇಂದ್ರ ಸರ್ಕಾರದ ಮಾನವ ಸಂಪನ್ಮೂಲ ಇಲಾಖೆಯ ವತಿಯಿಂದ ಈ ಕೆಳಕಂಡ ಉದ್ದೇಶಗಳನ್ನು ಅನುಷ್ಠಾನಗೊಳಿಸುವ ಕಾರ್ಯಕ್ರಮದ ಉದ್ದೇಶವಾಗಿರುತ್ತದೆ.

ಸರ್ಕಾರಿ/ಅನುದಾನಿತ ಪಾಲಿಟೆಕ್ನಿಕ್‌ಗಳಿಗೆ : ಮೂಲಭೂತ ಸೌಲಭ್ಯ, ಸಂಶೋಧನೆ, ಗುಣಮಟ್ಟ ಸುಧಾರಣೆ ಮತ್ತು ಅನ್ವೇಷಣೆ, ಸಮಾನತೆಯ ಶಿಕ್ಷಣ ಕ್ರಮಗಳು, ಶೈಕ್ಷಣಿಕ ಆಡಳಿತುಗಾರರ ನಾಯಕತ್ವದ ಅಭಿವೃದ್ಧಿ, ಪಾಲಿಟೆಕ್ನಿಕ್‌ಗಳಿಗೆ ಸಹಾಯ, ಪ್ರಸ್ತುತ ಕಾರ್ಯನಿರ್ವಹಿಸುತ್ತಿರುವ ಪಾಲಿಟೆಕ್ನಿಕ್‌ಗಳ ಸಾಮರ್ಥ್ಯ ವರ್ಧನೆ, ಮಹಿಳಾ ವಸತಿ ಗೃಹಗಳ ನಿರ್ಮಾಣ, ಪಾಲಿಟೆಕ್ನಿಕ್‌ಗಳ ಮುಖಾಂತರ ಸಮುದಾಯ ಅಭಿವೃದ್ಧಿ, ಹೊಸ ಪಾಲಿಟೆಕ್ನಿಕ್‌ಗಳ ಪ್ರಾರಂಭ.

ಸರ್ಕಾರಿ/ಅನುದಾನಿತ ಇಂಜಿನಿಯರಿಂಗ್ ಕಾಲೇಜುಗಳಿಗೆ: ವಿಶ್ವವಿದ್ಯಾಲಯಗಳ ಸ್ಥಾಪನೆ, ಪ್ರಸ್ತುತ ಕಾಲೇಜುಗಳನ್ನು ಮಾದರಿ ಕಾಲೇಜುಗಳಾಗಿ ಉನ್ನತೀಕರಿಸುವುದು, ಹೊಸದಾಗಿ ಕಾಲೇಜುಗಳ ಸ್ಥಾಪನೆ, ಮೂಲಭೂತ ಸೌಕರ್ಯ, ಸಂಶೋಧನೆ, ಹೊಸತರದ ಬದಲಾವಣೆ ಮತ್ತು ಗುಣವರ್ಧನೆ, ಸಮಾನತೆಯ ಶಿಕ್ಷಣ ಕ್ರಮಗಳು, ಬೋಧನಾ ಸಿಬ್ಬಂದಿ ನೇಮಕಾತಿ, ಶೈಕ್ಷಣಿಕ ಆಡಳಿತುಗಾರರ ನಾಯಕತ್ವದ ಅಭಿವೃದ್ಧಿ.

ಈ ಕಾರ್ಯಕ್ರಮದಡಿ ೮೦ ಸರ್ಕಾರಿ, ೪೩ ಅನುದಾನಿತ ಪಾಲಿಟೆಕ್ನಿಕ್‌ಗಳು ಮತ್ತು ೧೦ ಸರ್ಕಾರಿ ಮತ್ತು ೪ ಅನುದಾನಿತ ಇಂಜಿನಿಯರಿಂಗ್ ಕಾಲೇಜುಗಳು ಸೇರಿ ಒಟ್ಟು ೧೩೭ ತಾಂತ್ರಿಕ ಸಂಸ್ಥೆಗಳು ಭಾಗವಹಿಸಲಿವೆ. (ತಾಂತ್ರಿಕ ಶಿಕ್ಷಣ ನಿರ್ದೇಶನಾಲಯದಿಂದ ರಾಷ್ಟ್ರೀಯ ಉನ್ನತ ಶಿಕ್ಷಣ ಅಭಿಯಾನದಡಿಯಲ್ಲಿ ಸಲ್ಲಿಸಲಾದ ತಾಂತ್ರಿಕ ಸಂಸ್ಥೆಗಳ ಮೂಲ ಅಂಕಿ-ಅಂಶಗಳ ವಿವರಗಳನ್ನು ಅನುಬಂಧ-೩೪ ರಲ್ಲಿ ನೀಡಲಾಗಿದೆ)

(ಈ) ಸಿಬ್ಬಂದಿ ತರಬೇತಿ ಕೋಶ:

ಈ ಕೋಶದ ಬಗ್ಗೆ ವಿಸ್ತೃತವಾದ ವಿವರವನ್ನು ಅಧ್ಯಾಯ-೨ರ ವಿಭಾಗ ೨.೭ರಲ್ಲಿ ನೀಡಲಾಗಿದೆ.

(ಉ) ಕಲಿಕಾ ಸಂಪನ್ಮೂಲ ಮತ್ತು ಅಭಿವೃದ್ಧಿ ಕೋಶ:

೧) ಎಜುಸ್ಯಾಟ್ ಕಾರ್ಯಕ್ರಮ:

ಶಿಕ್ಷಣರಂಗದಲ್ಲಿ ಉಪಗ್ರಹಗಳ ಉಪಯುಕ್ತತೆಯನ್ನರಿತು ಭಾರತ ಸರ್ಕಾರದ ಮಾನವ ಸಂಪನ್ಮೂಲ ಸಚಿವಾಲಯವು ಉಪಗ್ರಹ ಮೂಲಕ ಶಿಕ್ಷಣ ಕಾರ್ಯಕ್ರಮಗಳನ್ನು ಅಕ್ಟೋಬರ್ ೨೦೦೨ ರಿಂದ ದೇಶಾದ್ಯಂತ ಹಮ್ಮಿಕೊಂಡಿರುತ್ತದೆ. ಅದರಂತೆ ಕರ್ನಾಟಕ ಸರ್ಕಾರದ ತಾಂತ್ರಿಕ ಶಿಕ್ಷಣ ಇಲಾಖೆಯು ೨೦೦೮-೦೯ನೇ ಸಾಲಿನಿಂದ ಡಿಎಸ್‌ಈಆರ್‌ಟಿ ಸ್ಟುಡಿಯೋದ ಸಹಾಯದಿಂದ ಪಾಲಿಟೆಕ್ನಿಕ್‌ಗಳಿಗೆ ಸಂಬಂಧಿಸಿದ ವಿಷಯ ಪರಿಣಿತರಿಂದ ಉಪಗ್ರಹದ ಮುಖಾಂತರ ತಾಂತ್ರಿಕ ವಿಷಯಗಳನ್ನು ಬೋಧಿಸುವ ಕಾರ್ಯಕ್ರಮವನ್ನು ಪ್ರಾರಂಭಿಸಿರುತ್ತದೆ. ಇತ್ತೀಚೆಗೆ ಈ ಕಾರ್ಯಕ್ರಮದ ಬೇಡಿಕೆ ಹೆಚ್ಚಾಗಿರುವುದರಿಂದ ತಾಂತ್ರಿಕ ಶಿಕ್ಷಣ ಇಲಾಖೆಯು, ಕಾಲೇಜು ಶಿಕ್ಷಣ ಇಲಾಖೆಯ ಸಹಯೋಗದೊಂದಿಗೆ ಉಪಗ್ರಹ ಆಧಾರಿತ ಶೈಕ್ಷಣಿಕ ಕಾರ್ಯಕ್ರಮವನ್ನು ಪ್ರಸಾರ ಮಾಡಲು ಅನುಕೂಲವಾಗುವಂತೆ ನೂತನವಾಗಿ “ಜ್ಞಾನತರಂಗ” ಸ್ಟುಡಿಯೋವನ್ನು ಸರ್ಕಾರಿ ತಾಂತ್ರಿಕ ಮುದ್ರಣ ಸಂಸ್ಥೆ, ಬೆಂಗಳೂರು ಇಲ್ಲಿ ಸ್ಥಾಪಿಸಲಾಗಿದ್ದು, ಸದರಿ ಸ್ಟುಡಿಯೋವನ್ನು ದಿನಾಂಕ:೨೮.೦೮.೨೦೧೩ ರಂದು ಮಾನ್ಯ ಉನ್ನತ ಶಿಕ್ಷಣ ಸಚಿವರು ಉದ್ಘಾಟಿಸಿರುತ್ತಾರೆ. ಇಲಾಖೆಯಡಿಯಲ್ಲಿ ಬರುವ ಪಾಲಿಟೆಕ್ನಿಕ್‌ಗಳಲ್ಲಿನ ವಿದ್ಯಾರ್ಥಿಗಳ ಶೈಕ್ಷಣಿಕ ಹಿತದೃಷ್ಟಿಯಿಂದ ವಿವಿಧ ವಿಷಯಗಳಲ್ಲಿ ನುರಿತ ವಿಷಯ ಪರಿಣಿತರಿಂದ ಉಪಗ್ರಹದ ಮುಖಾಂತರ ಪಾಠಗಳನ್ನು ಬೋಧಿಸುವ ಕಾರ್ಯಕ್ರಮವನ್ನು ಪೂರ್ಣ ಪ್ರಮಾಣದಲ್ಲಿ ದಿನಾಂಕ:೧.೧೨.೨೦೧೪ ರಿಂದ ಪ್ರಸಾರ ಪ್ರಾರಂಭಿಸಲಾಯಿತು. ಇದುವರೆವೆಗೂ ಸರ್ಕಾರಿ ಮತ್ತು ಖಾಸಗಿ ಪಾಲಿಟೆಕ್ನಿಕ್‌ಗಳು ಸೇರಿ ಸುಮಾರು ಒಂದು ಲಕ್ಷಕ್ಕೂ ಹೆಚ್ಚು ವಿದ್ಯಾರ್ಥಿಗಳು ಇದರ ಉಪಯೋಗವನ್ನು ಪಡೆದುಕೊಂಡಿರುತ್ತಾರೆ.

೨) ೩೨ನೇ ರಾಜ್ಯಮಟ್ಟದ ಅಂತರಪಾಲಿಟೆಕ್ನಿಕ್ ಕ್ರೀಡಾಕೂಟ:

ವಿದ್ಯಾರ್ಥಿಗಳಲ್ಲಿ ಅಡಗಿರುವ ಕ್ರೀಡಾ ಪ್ರತಿಭೆಯನ್ನು ಹೊರತರುವ ಉದ್ದೇಶದಿಂದ ಪ್ರತಿ ವರ್ಷದಂತೆ ಈ ವರ್ಷವೂ ಸಹ ೩೨ನೇ “ ರಾಜ್ಯಮಟ್ಟದ ಅಂತರ ಪಾಲಿಟೆಕ್ನಿಕ್ ಕ್ರೀಡಾಕೂಟವನ್ನು” ತಾಂತ್ರಿಕ ಶಿಕ್ಷಣ ಇಲಾಖೆಯು, ಸರ್ಕಾರಿ ಮಹಿಳಾ ಪಾಲಿಟೆಕ್ನಿಕ್, ಮಂಗಳೂರು ಸಂಸ್ಥೆಯಲ್ಲಿ ಸರ್ಕಾರಿ ಪಾಲಿಟೆಕ್ನಿಕ್, ಬಂಟ್ವಾಳ ಇವರ ಜೊತೆಗೂಡಿ ನಿರ್ದೇಶನಾಲಯದ ಸಹಯೋಗದಲ್ಲಿ ದಿನಾಂಕ: ೦೧-೦೩-೨೦೧೪ ಮತ್ತು ೦೨-೦೩-೨೦೧೪ ರಂದು ಯಶಸ್ವಿಯಾಗಿ ನಡೆಸಲಾಯಿತು. ಸದರಿ ಕ್ರೀಡಾಕೂಟದಲ್ಲಿ ರಾಜ್ಯದ ವಿವಿಧ ಬಾಗಗಳಿಂದ ೫೦ ಸರ್ಕಾರಿ ೨೧ ಸರ್ಕಾರಿ ಅನುದಾನಿತ ಮತ್ತು ೧೫ ಖಾಸಗಿ (ಒಟ್ಟು ೮೬) ಪಾಲಿಟೆಕ್ನಿಕ್‌ಗಳಿಂದ ೨೬೬ ವಿದ್ಯಾರ್ಥಿಗಳು ೨೮೦ ವಿದ್ಯಾರ್ಥಿನಿಯರು ಮತ್ತು ೧೬ ವಿಕಲಚೇತನ ವಿದ್ಯಾರ್ಥಿಗಳು ಹಾಗೂ ೨ ಜೆ.ಟಿ.ಎಸ್ ಸಂಸ್ಥೆಗಳಿಂದ ೩೨ ವಿದ್ಯಾರ್ಥಿಗಳು ಒಟ್ಟಿಗೆ ೧೦೯೪ ವಿದ್ಯಾರ್ಥಿಗಳು ಮತ್ತು ೧೩೧ ಸಿಬ್ಬಂದಿ ವರ್ಗದವರು ಕ್ರೀಡಾಕೂಟದಲ್ಲಿ ಭಾಗವಹಿಸಿದ್ದರು. ಸದರಿ ಕ್ರೀಡಾಕೂಟದಲ್ಲಿ ಪುರುಷರಿಗಾಗಿ ೧೨ ಸ್ಪರ್ಧೆಗಳು, ಮಹಿಳೆಯರಿಗಾಗಿ ೧೬ ಸ್ಪರ್ಧೆಗಳು, ವಿಕಲಚೇತನ ಪುರುಷ ಮತ್ತು ಮಹಿಳಾ ವಿದ್ಯಾರ್ಥಿಗಳಿಗಾಗಿ ತಲಾ ೪ ಸ್ಪರ್ಧೆಗಳನ್ನು ಹಾಗೂ ಜೆ.ಟಿ.ಎಸ್ ನ ಪುರುಷ ಮತ್ತು ಮಹಿಳ ವಿದ್ಯಾರ್ಥಿಗಳಿಗಾಗಿ ತಲಾ ೬ ಸ್ಪರ್ಧೆಗಳನ್ನು ಏರ್ಪಡಿಸಲಾಗಿತ್ತು. ಪ್ರತಿಯೊಂದು ಸ್ಪರ್ಧೆಯಲ್ಲಿ ವಿಜೇತರಾದ ೩ ವಿದ್ಯಾರ್ಥಿಗಳಿಗೆ ಚಿನ್ನ, ಬೆಳ್ಳಿ ಮತ್ತು ಕಂಚಿನ ಪದಕದೊಂದಿಗೆ ಪ್ರಶಸ್ತಿ ಪತ್ರಗಳನ್ನು ನೀಡಿ ಪುರಸ್ಕರಿಸಲಾಯಿತು. ಸದರಿ ಕ್ರೀಡಾಕೂಟವನ್ನು ಆಯೋಜಿಸಲು ತಗುಲಿದ ವೆಚ್ಚ ರೂ.೮.೦೦ ಲಕ್ಷಗಳನ್ನು ಕ್ರೀಡಾ ನಿಧಿಯಿಂದ ಉಪಯೋಗಿಸಲಾಯಿತು.

೩) ೨೦೧೩-೧೪ನೇ ಸಾಲಿನ “ನೀವೇಮಾಡಿ ನೋಡಿ” ತಾಂತ್ರಿಕ ವಸ್ತು ಪ್ರದರ್ಶನ:

ವಿದ್ಯಾರ್ಥಿಗಳಲ್ಲಿ ಅಡಗಿರುವ ಕ್ರಿಯಾತ್ಮಕ ಪ್ರತಿಭೆಯನ್ನು ಹೊರತರುವ ಉದ್ದೇಶದಿಂದ ಪ್ರತಿವರ್ಷದಂತೆ ಈ ವರ್ಷವೂ ಸಹ ೨೦೧೩-೧೪ನೇ ಸಾಲಿನ ರಾಜ್ಯಮಟ್ಟದ “ನೀವೇ ಮಾಡಿ ನೋಡಿ ” ತಾಂತ್ರಿಕ ವಸ್ತು ಪ್ರದರ್ಶನವನ್ನು ದಿನಾಂಕ ೧೬.೨.೨೦೧೪ ಮತ್ತು ೧೭.೨.೨೦೧೪ ರಂದು ನಿರ್ದೇಶನಾಲಯದ

ಸಹಯೋಗದಲ್ಲಿ ಬೆಂಗಳೂರಿನ ಸೋಲದೇವನಹಳ್ಳಿಯಲ್ಲಿರುವ ಆಚಾರ್ಯ ಪಾಲಿಟೆಕ್ನಿಕ್‌ನಲ್ಲಿ ಯಶಸ್ವಿಯಾಗಿ ಆಯೋಜಿಸಲಾಯಿತು, ಸದರಿ ತಾಂತ್ರಿಕ ವಸ್ತು ಪ್ರದರ್ಶನದಲ್ಲಿ ಉಳಿದ ಪಾಲಿಟೆಕ್ನಿಕ್‌ಗಳಿಂದ ಉಚಿತ ವಿನ್ಯಾಸಗಳು, ೧೫೦ ವಿನ್ಯಾಸನಿಯರು ೯ ವಿಭಾಗಗಳಲ್ಲಿ ೧೫೮ ಪ್ರಾಜೆಕ್ಟ್‌ಗಳೊಂದಿಗೆ ಭಾಗವಹಿಸಿದ್ದರು. ಪ್ರತಿಯೊಂದು ವಿಭಾಗದಿಂದ ೨ ಅತ್ಯುತ್ತಮ ಪ್ರಾಜೆಕ್ಟ್‌ಗಳಿಗೆ ಪದಕದೊಂದಿಗೆ ಪ್ರಶಸ್ತಿ ಪತ್ರಗಳನ್ನು ನೀಡಿ ಪುರಸ್ಕರಿಸಲಾಯಿತು. ತಾಂತ್ರಿಕ ವಸ್ತು ಪ್ರದರ್ಶನವನ್ನು ಆಯೋಜಿಸಲು ಸರ್ಕಾರ ನೀಡಿದ ಅನುದಾನದಿಂದ ರೂ.೬.೦೦ ಲಕ್ಷಗಳನ್ನು ೨೦೧೩-೦೦-೦೦೧-೦-೦೧-೦೫೧ (ನಿರ್ದೇಶನ ಮತ್ತು ಆಡಳಿತ) ಯೋಜನೆ ಲೆಕ್ಕ ಶೀರ್ಷಿಕೆಯಡಿಯಲ್ಲಿ ಭರಿಸಲಾಯಿತು.

೩.೯ ರಾಜ್ಯ ತಾಂತ್ರಿಕ ಶಿಕ್ಷಣ ಸಂಪನ್ಮೂಲ ಮತ್ತು ಮಾಹಿತಿ ಕೇಂದ್ರ (ಸ್ಟೆರಿಕ್):

ಈ ಕೇಂದ್ರವು ತಾಂತ್ರಿಕ ಮಾಹಿತಿಯನ್ನು ಪಾಲಿಟೆಕ್ನಿಕ್ ಕಾಲೇಜುಗಳ ಬೋಧಕರಿಗೆ ಮತ್ತು ವಿನ್ಯಾಸಗಳಿಗೆ ಪ್ರಸಾರ ಮಾಡುವ ಸಂಬಂಧ ೧೯೮೪ ಇಸವಿಯಲ್ಲಿ ಸ್ಥಾಪನೆಗೊಂಡಿರುತ್ತದೆ. ಈ ಕೇಂದ್ರದ ಒಟ್ಟಾರೆ ಗುರಿಗಳು ಈ ಕೆಳಗಿನಂತಿರುತ್ತವೆ:

ಕೇಂದ್ರದ ಒಟ್ಟಾರೆ ಚಟುವಟಿಕೆಗಳನ್ನು ಈ ಕೆಳಕಂಡಂತೆ ವಿವರಿಸಲಾಗಿದೆ :

- ಇಂಜಿನಿಯರಿಂಗ್ ಹಾಗೂ ತಂತ್ರಜ್ಞಾನ ಮತ್ತು ಸಂಬಂಧಪಟ್ಟ ಇತರೇ ವಿಷಯ ಕ್ಷೇತ್ರಕ್ಕೆ ಸಂಬಂಧಪಟ್ಟ ಸಮಗ್ರ ಮಾಹಿತಿ ಸಂಪನ್ಮೂಲವನ್ನು ಸಂಗ್ರಹಿಸಿ ಹಾಗೂ ಬೆಳೆಸುವುದಾಗಿದೆ. ನಿರಂತರ ಬದಲಾಗುತ್ತಿರುವ ಇತ್ತೀಚಿನ ವಿದ್ಯಮಾನ ಹಾಗೂ ಪರಿಣತಿಗೆ ಅನುಗುಣವಾಗಿ ವಿನ್ಯಾಸ ಹಾಗೂ ಸಿಬ್ಬಂದಿ ವರ್ಗದವರಿಗೆ ಮಾಹಿತಿ ಸೇವೆಯನ್ನು ಈ ಸಂಸ್ಥೆಯಲ್ಲಿ ಕಲ್ಪಿಸಲಾಗಿದೆ.
- ಇಂದಿನ ಮಾಹಿತಿಯುಗದಲ್ಲಿ ವಿನ್ಯಾಸ ಹಾಗೂ ಬೋಧಕ ಸಿಬ್ಬಂದಿಯವರನ್ನು ತಾಂತ್ರಿಕವಾಗಿ ಛಲದಿಂದ ಮುಂದುವರಿಯುವಂತೆ ಪ್ರೇರೇಪಿಸುವ ಸಂಸ್ಥೆಯಾಗಿದೆ.
- ತಂತ್ರಜ್ಞಾನದಲ್ಲಿ ಬರುವ ಸಮಸ್ಯೆಗಳನ್ನು ಪರಿಹರಿಸಲು ಇತ್ತೀಚಿನ ತಂತ್ರಜ್ಞಾನದಲ್ಲಾಗುತ್ತಿರುವ ಪ್ರಗತಿ ಹಾಗೂ ನವ್ಯ ಜ್ಞಾನವನ್ನು ಬಳಸಿ “ಸರಿಯಾದ ಮಾಹಿತಿ, ಸರಿಯಾದ ಓದುಗನಿಗೆ/ಬಳಕೆದಾರನಿಗೆ, ಸರಿಯಾದ ಸಮಯಕ್ಕೆ ಒದಗಿಸುವ” ಎಂಬ ತತ್ವವನ್ನು ಅಳವಡಿಸಿಕೊಂಡಿರುವ ಸಂಸ್ಥೆಯಾಗಿದೆ.
- ಕರ್ನಾಟಕ ರಾಜ್ಯದಲ್ಲಿರುವ ಎಲ್ಲಾ ಪಾಲಿಟೆಕ್ನಿಕ್ ಸಂಸ್ಥೆಗಳ ಗ್ರಂಥಾಲಯಗಳಿಗೆ ರಾಜ್ಯ ಮಟ್ಟದ ಸಂಪನ್ಮೂಲ ಕೇಂದ್ರವಾಗಿ ಸೇವೆ ಸಲ್ಲಿಸುತ್ತಿದೆ ಹಾಗೂ ಎಲ್ಲಾ ಪಾಲಿಟೆಕ್ನಿಕ್ ಸಂಸ್ಥೆಗಳಲ್ಲಿ ಗ್ರಂಥಾಲಯವನ್ನು ಅಭಿವೃದ್ಧಿಪಡಿಸಲು ಸಹಯೋಗ ಒದಗಿಸುವ ಉದ್ದೇಶವನ್ನೂಳಗೊಂಡಿದೆ.

ಯೋಜನೇತರ ಬಾಬು ವೆಚ್ಚದ ವಿವರ ೨೦೧೩-೧೪

ನಿರ್ದೇಶನಾಲಯದ ಅನುದಾನ ಬಿಡುಗಡೆಯಾದ ಪತ್ರದ ಸಂಖ್ಯೆ ಮತ್ತು ದಿನಾಂಕ	ಲೆಕ್ಕ ಶೀರ್ಷಿಕೆ ೨೦೧೩-೦೦-೧೦೩-೦-೦೪	ಬಿಡುಗಡೆಯಾಗಿರುವ ಅನುದಾನ	ವಿನಿಯೋಗವಾಗಿರುವ ಅನುದಾನ	ಅದೃಷ್ಟಿ ಮಾಡಲು ಲಭ್ಯ ವಿರುವ ಉಳಿಕೆಯ ಅನುದಾನದ ಹಣ
ಸಂ:ಡಿಟಿಇ ೦೧ ಬಿಯುಡಿ-೨೦೧೩ ದಿನಾಂಕ: ೦೮-೪-೨೦೧೪ ಸಂ:ಡಿಟಿಇ ೦೧ ಬಿಯುಡಿ-೨೦೧೩ ದಿನಾಂಕ: ೧೧-೧೦-೨೦೧೩	ಸಾಮಾನ್ಯ ವೆಚ್ಚ - ೦೫೧	೯೪,೦೦೦/-	೮೦,೨೯೮/-	೧೩,೭೦೨/-
ಸಂ:ಡಿಟಿಇ ೦೧ ಬಿಯುಡಿ-೨೦೧೩ ದಿನಾಂಕ: ೦೧-೮-೨೦೧೩ ಸಂ:ಡಿಟಿಇ ೦೧ ಬಿಯುಡಿ-೨೦೧೩ ದಿನಾಂಕ: ೧೧-೧೦-೨೦೧೩	ಪ್ರಯಾಣ ವೆಚ್ಚ - ೦೪೧	೧೫೦೦೦/-	-	೧೫೦೦೦/-

ಕಛೇರಿ ಅವಧಿ: ಸೋಮವಾರ ದಿಂದ ಶುಕ್ರವಾರ ಬೆಳಿಗ್ಗೆ ೧೦.೦೦ ರಿಂದ ಸಾಯಂಕಾಲ ೫.೩೦ ರವರೆಗೆ ಶನಿವಾರ ಬೆಳಿಗ್ಗೆ ೧೦.೦೦ ರಿಂದ ಮಧ್ಯಾಹ್ನ ೧.೩೦ರವರೆಗೆ ಈ ಕೇಂದ್ರದ ವಿಳಾಸ: ೧ನೇ ಮಹಡಿ, ಮುದ್ರಣ ತಂತ್ರಜ್ಞಾನ ಸಂಸ್ಥೆಯ ಕಟ್ಟಡ, ಅರಮನೆ ರಸ್ತೆ, ಬೆಂಗಳೂರು, ಮುಖ್ಯ ಗ್ರಂಥಪಾಲಕರ ಸಂಪರ್ಕ ದೂರವಾಣಿ ಸಂಖ್ಯೆ :೦೮೦-೨೨೩೪೧೦೫೯

ಅಧ್ಯಾಯ-೪

ಇತರೆ ಶ್ರೇಯೋಭಿವೃದ್ಧಿ ಚಟುವಟಿಕೆಗಳು

೪.೧ ರಾಷ್ಟ್ರೀಯ ಸೇವಾ ಯೋಜನೆ:

ಸಾಂಪ್ರದಾಯಿಕ ಶಿಕ್ಷಣದೊಡನೆ ವಿದ್ಯಾರ್ಥಿಗಳಲ್ಲಿ ಮಾನವೀಯ ಮೌಲ್ಯಗಳನ್ನು ಬೆಳಸಿ, ಅದರ ವ್ಯಕ್ತಿತ್ವ ವಿಕಾಸಕ್ಕೆ ಅವಕಾಶ ನೀಡುವ-ಉತ್ತಮ ಮಾನವ ಸಂಪನ್ಮೂಲವನ್ನು ಕೊಡುಗೆಯಾಗಿ ನೀಡುವ ಉದಾತ್ತ ಧೈಯೋದ್ದೇಶ ಹೊಂದಿರುವ ರಾಷ್ಟ್ರೀಯ ಸೇವಾ ಯೋಜನೆ ಈ ಇಲಾಖೆಯಲ್ಲಿ ೧೯೯೯ ರಿಂದ ಸಕ್ರಿಯವಾಗಿ ಮತ್ತು ಯಶಸ್ವಿಯಾಗಿ ಆಯಾ ವರ್ಷ ರಾಜ್ಯಕೋಶದ ಸ್ವಯಂಸೇವಕರ ಹಂಚಿಕೆ ಹಾಗೂ ಕಾರ್ಯಕ್ರಮಗಳಿಗೆ ಅನುಸಾರ ಕಾರ್ಯನಿರ್ವಹಿಸಿರುತ್ತದೆ.

ಸೆಮಿಸ್ಟರ್ ಶಿಕ್ಷಣ ಪದ್ಧತಿಯ ನಡುವೆಯು ಸೀಮಿತ ಕಾಲವಧಿಯಲ್ಲಿ ೭೬ ವಿಶೇಷ ಶಿಬಿರಗಳನ್ನು ರಾಷ್ಟ್ರೀಯ ಸೇವಾ ಯೋಜನೆಯ ದೈಯುಕ್ತನುಸಾರ ನಡೆಸಲಾಗಿದ್ದು, ವ್ಯಕ್ತಿತ್ವ ವಿಕಾಸನದ ಜೊತೆಗೆ ವಿದ್ಯಾರ್ಥಿಗಳು ತಾವು (ಡಿಪ್ಲೊಮಾ) ತಾಂತ್ರಿಕ ಶಿಕ್ಷಣದಲ್ಲಿ ಕಲಿತ ತಾಂತ್ರಿಕ ಜ್ಞಾನವನ್ನು ಗ್ರಾಮೀಣರಿಗೆ ವಿವಿಧ ರೀತಿಯಲ್ಲಿ ಉಪಯುಕ್ತವಾಗುವಂತೆ ನೀಡಿರುತ್ತಾರೆ. ಸಿವಿಲ್ ವಿದ್ಯಾರ್ಥಿಗಳು ರಸ್ತೆ, ಒಳಚರಂಡಿ, ಮೈದಾನ, ಇಂಗುಗುಂಡಿ ನಿರ್ಮಾಣ, ವಿದ್ಯುತ್ ಉಳಿಸುವ ಉಪಕರಣಗಳ ಪ್ರಾತ್ಯಕ್ಷಿಕೆ, ವಿದ್ಯುತ್ ಸಂಪರ್ಕಕಾರ್ಯ, ಎಲೆಕ್ಟ್ರಾನಿಕ್ ವಸ್ತುಗಳ ದುರಸ್ತಿ, ಟ್ರಾಕ್ಟರ್, ಮೋಟರ್‌ಗಳ ದುರಸ್ತಿ ನಿರ್ವಹಣೆ ಕುರಿತು ಕಾರ್ಯನಿರ್ವಹಿಸಿರುತ್ತಾರೆ. ಈ ಎಲ್ಲಾ ಕಾರ್ಯಗಳನ್ನು ಅಗತ್ಯವಿರುವ ಶಾಲಾ ಕಾಲೇಜು ಹಾಗೂ ಸಮುದಾಯ ಭವನಗಳಲ್ಲಿ ನಿರ್ವಹಿಸಿದ್ದು ಇದಕ್ಕೆ ನಮ್ಮ ಇಲಾಖೆಯ ಸಮುದಾಯ ಪಾಲಿಟೆಕ್ನಿಕ್‌ಗಳ ಸಹಯೋಗ ದೊರಕಿರುತ್ತದೆ.

೨೦೧೩-೧೪ನೇ ಸಾಲಿನಲ್ಲಿ ರಾಷ್ಟ್ರೀಯ ಭಾವೈಕ್ಯತೆ ಶಿಬಿರದಲ್ಲಿ ವಿವಿಧ ರಾಜ್ಯದ ರಾಷ್ಟ್ರೀಯ ಸೇವಾ ಯೋಜನೆಯ ಸ್ವಯಂ ಸೇವಕರು ಭಾಗವಹಿಸಿ, ಐಕ್ಯತೆ, ಸೌಹಾರ್ದತೆ, ಸಾಂಸ್ಕೃತಿಕ ಕಲೆ ವಿದ್ಯಾರ್ಥಿಗಳಲ್ಲಿ ಬೆಳಸಿ, ಸ್ಥಳೀಯ ಗ್ರಾಮೀಣ ಪ್ರದೇಶಗಳಲ್ಲಿ ತಾಂತ್ರಿಕ ಸೇವೆಯನ್ನು ಒದಗಿಸಿ, ಕಾರ್ಯಕ್ರಮಗಳನ್ನು ಯಶಸ್ವಿಗೊಳಿಸಲಾಗಿರುತ್ತದೆ. ಪ್ರತಿ ವರ್ಷ ರಾಜ್ಯ ಗಣರಾಜ್ಯತ್ನೋವ, ಸ್ವಾತಂತ್ರ್ಯತ್ನೋವ ಪಥಸಂಚಲನದಲ್ಲಿ ಈ ಇಲಾಖೆಯ ಸ್ವಯಂ ಸೇವಕ ಮತ್ತು ಸೇವಕಿಯರ ಭಾಗವಹಿಸಿ ಪ್ರಶಂಸೆ ಗಳಿಸಿರುತ್ತಾರೆ ಇಲಾಖೆಯ ವತಿಯಿಂದ ಅಧಿಕಾರಿಗಳಿಗೆ ಮತ್ತು ಸ್ವಯಂ ಸೇವಕರುಗಳಿಗೆ ಪುರಸ್ಕಾರಗಳನ್ನು ನೀಡಿ ಗೌರವಿಸಲಾಗಿರುತ್ತದೆ.

ಸ್ವಯಂ ಸೇವಕರ ಹಂಚಿಕೆ (ಸರ್ಕಾರದ ಆದೇಶದ ಅನುಸಾರ)

ಅ) ದೈನಂದಿನ ಚಟುವಟಿಕೆ	- ೭೯೦೦ ಸ್ವಯಂ ಸೇವಕರು
ಆ) ವಿಶೇಷ ಶಿಬಿರ	- ೩೯೫೦ ಸ್ವಯಂ ಸೇವಕರು
ಇ) ರಾಷ್ಟ್ರೀಯ ಸೇವಾ ಯೋಜನೆಯ ಘಟಕಗಳ ಸಂಖ್ಯೆ	- ೧೦೨
ಉ) ನಡೆಸಲಾದ ವಿಶೇಷ ಶಿಬಿರಗಳ ಸಂಖ್ಯೆ	- ೭೬
ಊ) ರಾಜ್ಯ ಮಟ್ಟದ ಶಿಬಿರದ ಸಂಖ್ಯೆ	- ೨
ಋ) ವಿಭಾಗೀಯ ಮಟ್ಟದ ಶಿಬಿರಗಳ ಸಂಖ್ಯೆ	- ೪
ಎ) ವಿದ್ಯಾರ್ಥಿಗಳ ಕಾರ್ಯಾಗಾರಗಳು ಸಂಖ್ಯೆ	- ೮

ಅನುದಾನದ ವಿವರ (ಲಕ್ಷ ರೂಪಾಯಿಗಳಲ್ಲಿ)

ವಿವರ	ಬಿಡುಗಡೆ	ವೆಚ್ಚ
ದೈನಂದಿನ ಚಟುವಟಿಕೆ	೧೮.೭೫	೧೧.೫೮
ವಿಶೇಷ ಶಿಬಿರಗಳಿಗೆ (ಘಟಕ, ವಲಯ, ರಾಜ್ಯ ಮಟ್ಟದ ಶಿಬಿರಗಳು ಸೇರಿ)	೧೭.೭೮	೧೭.೭೮
ಸ್ವಯಂಸೇವಕರ ಕಾರ್ಯಾಗಾರ (ಎನ್‌ಎಸ್‌ಎಸ್ ಶುಲ್ಕ) ರಾಜ್ಯಮಟ್ಟದ ಯುವಜನ ಕಾರ್ಯಾಗಾರ ಸೇರಿ	೩.೧೨	೩.೧೨

೪.೨ ಮಹಿಳಾ ಶಿಕ್ಷಣ:

ಮಹಿಳಾ ವಿದ್ಯಾರ್ಥಿಗಳಿಗಾಗಿ ಈಗ ರಾಜ್ಯದಲ್ಲಿ ಒಟ್ಟು ೧೫ ಪ್ರತ್ಯೇಕವಾದ ಮಹಿಳಾ ಪಾಲಿಟೆಕ್ನಿಕ್‌ಗಳು ಮತ್ತು ೩ ಪ್ರತ್ಯೇಕ ಮಹಿಳಾ ಇಂಜಿನಿಯರಿಂಗ್ ಕಾಲೇಜುಗಳಿರುತ್ತವೆ. ಇದರಲ್ಲಿ ಶಿವಮೊಗ್ಗ ನಗರದಲ್ಲಿ ಒಂದು ಸರ್ಕಾರಿ ಮಹಿಳಾ ವಸತಿ ಪಾಲಿಟೆಕ್ನಿಕ್ ಸಹ ಸೇರಿದೆ. ಸಹಶಿಕ್ಷಣ ಇರುವ ಎಲ್ಲಾ ಸರ್ಕಾರಿ ಪಾಲಿಟೆಕ್ನಿಕ್‌ಗಳ ಪ್ರಥಮ ಸೆಮಿಸ್ಟರ್ ಪ್ರವೇಶಾತಿಯಲ್ಲಿ ಮಹಿಳಾ ವಿದ್ಯಾರ್ಥಿಗಳಿಗೆ ಶೇಕಡಾ ೩೦ರಷ್ಟು ಸ್ಥಾನಗಳನ್ನು ಕಾಯ್ದಿರಿಸಲಾಗಿದೆ. ಈ ಮಹಿಳಾ ಪಾಲಿಟೆಕ್ನಿಕ್‌ಗಳಲ್ಲಿನ ಪ್ರವೇಶಾತಿಯಲ್ಲಿ ಬೋಧನಾ ಶುಲ್ಕ ಇರುವುದಿಲ್ಲ.

೨೦೧೩-೧೪ನೇ ಸಾಲಿನಲ್ಲಿ:

೨೦೧೩-೧೪ನೇ ಸಾಲಿನ ಮಹಿಳಾ ಪಾಲಿಟೆಕ್ನಿಕ್‌ಗಳ ಮತ್ತು ಮಹಿಳಾ ಇಂಜಿನಿಯರಿಂಗ್ ಕಾಲೇಜುಗಳ ಮತ್ತು ಪಟ್ಟಿ ಹಾಗೂ ಸಂಬಂಧಿಸಿದ ಅಂಕಿ-ಅಂಶಗಳನ್ನು ಅನುಕ್ರಮವಾಗಿ ಅನುಬಂಧ-೬ ಮತ್ತು ಅನುಬಂಧ-೧೪ ಗಳಲ್ಲಿ ನೀಡಲಾಗಿದೆ.

೪.೩ ಸಮುದಾಯ ಪಾಲಿಟೆಕ್ನಿಕ್ ಯೋಜನೆ:

ಕೇಂದ್ರ ಸರ್ಕಾರದ ನೇರ ಆರ್ಥಿಕ ನೆರವಿನೊಂದಿಗೆ ಗ್ರಾಮೀಣ ಪ್ರದೇಶಗಳಲ್ಲಿನ ಯುವ ಜನತೆಗೆ ತಾಂತ್ರಿಕ ಪರಿಣತಿಯನ್ನು ಒದಗಿಸುವ ಸಲುವಾಗಿ ಪಾಲಿಟೆಕ್ನಿಕ್ ಕೇಂದ್ರಗಳಲ್ಲಿ ಸಮುದಾಯ ಪಾಲಿಟೆಕ್ನಿಕ್‌ಗಳನ್ನು ಪ್ರಾರಂಭಿಸಲಾಗಿದೆ. ಪ್ರಸ್ತುತ ರಾಜ್ಯದಲ್ಲಿ ೩೩ ಸಮುದಾಯ ಪಾಲಿಟೆಕ್ನಿಕ್‌ಗಳು ಕಾರ್ಯನಿರ್ವಹಿಸುತ್ತಿವೆ.

ನಾನಾ ತೊಡಕುಗಳಿಂದ ಮಧ್ಯದಲ್ಲಿ ಓದು ನಿಲ್ಲಿಸಿದ ಹಾಗೂ ಅವಿದ್ಯಾವಂತ ಯುವಕ/ಯುವತಿಯರುಗಳಿಗೆ ಹಾಗೂ ಪರಿಶಿಷ್ಟ ಜಾತಿ/ಪರಿಶಿಷ್ಟ ಪಂಗಡದ, ಹಿಂದುಳಿದ ಮತ್ತು ಅಲ್ಪಸಂಖ್ಯಾತ ಜನಾಂಗಕ್ಕೆ ಸೇರಿದ ವಿದ್ಯಾರ್ಥಿಗಳಿಗೆ ತಾಂತ್ರಿಕ ಜ್ಞಾನಾರ್ಜನೆಯನ್ನು ನೀಡುವುದರ ಮೂಲಕ ಸ್ವಾವಲಂಬಿಯಾಗಿ ಬದಕಲು ಅನುಕೂಲ ಮಾಡಿಕೊಡುವುದು ಈ ಯೋಜನೆಯ ಉದ್ದೇಶವಾಗಿರುತ್ತದೆ.

೪.೪ ಅಂಗವಿಕಲ ವಿದ್ಯಾರ್ಥಿಗಳಿಗೆ ಸೌಲಭ್ಯಗಳು:

ಅಂಗವಿಕಲ ವಿದ್ಯಾರ್ಥಿಗಳಿಗಾಗಿ ಎಲ್ಲಾ ರೀತಿಯಲ್ಲಿ ಸುಸಜ್ಜಿತವಾದ ಒಂದು ಖಾಸಗಿ ಅನುದಾನಿತ ಪಾಲಿಟೆಕ್ನಿಕ್‌ನ್ನು (ಜಿ.ಎಸ್.ಎಸ್ ಅಂಗವಿಕಲರ ಪಾಲಿಟೆಕ್ನಿಕ್) ಮೈಸೂರಿನಲ್ಲಿ ಸ್ಥಾಪಿಸಲಾಗಿರುತ್ತದೆ ಹಾಗೂ ರಾಜ್ಯದಲ್ಲಿನ ಮೂರು ಸರ್ಕಾರಿ ಪಾಲಿಟೆಕ್ನಿಕ್‌ಗಳಲ್ಲಿ ಸಹ ಈ ವಿದ್ಯಾರ್ಥಿಗಳಿಗೆ ಬೇಕಾಗುವ ಸೌಲಭ್ಯಗಳನ್ನು ಒದಗಿಸಲಾಗುತ್ತಿದೆ. ತಾಂತ್ರಿಕ ಸಂಸ್ಥೆಗಳ ಒಟ್ಟು ಪ್ರವೇಶಾತಿಯಲ್ಲಿ ಶೇಕಡಾ ೩ರಷ್ಟು ಪ್ರವೇಶ ಸ್ಥಾನಗಳನ್ನು ಈ ವಿದ್ಯಾರ್ಥಿಗಳಿಗೆ ಕಾಯ್ದಿರಿಸಲಾಗಿದೆ. ಭಾರತ ಸರ್ಕಾರದ ಮಾನವ ಸಂಪನ್ಮೂಲ ಸಚಿವಾಲಯ, ನವದೆಹಲಿ ಇವರ ನೇರ ಅನುದಾನದಡಿಯಲ್ಲಿ ಸರ್ಕಾರಿ ಪಾಲಿಟೆಕ್ನಿಕ್, ಬೆಳಗಾವಿ, ಸರ್ಕಾರಿ ಮಹಿಳಾ ಪಾಲಿಟೆಕ್ನಿಕ್, ಮಂಗಳೂರು ಹಾಗೂ ಶ್ರೀಮತಿ ಎಲ್.ವಿ. ಸರ್ಕಾರಿ ಮಹಿಳಾ ಪಾಲಿಟೆಕ್ನಿಕ್, ಹಾಸನ ಇವುಗಳಲ್ಲಿ ತಲಾ ೨೫ ಹೆಚ್ಚುವರಿ ಸ್ಥಾನಗಳನ್ನು ಅಂಗವಿಕಲ ವಿದ್ಯಾರ್ಥಿಗಳಿಗಾಗಿಯೇ ಮೀಸಲಿರಿಸಲಾಗುತ್ತಿದೆ.

೪.೫ ಪ್ರೋತ್ಸಾಹ ಧನ ಮತ್ತು ಶುಲ್ಕ ಮರುಪಾವತಿ:

ಬಡತನ ರೇಖೆಗಿಂತ ಕೆಳಮಟ್ಟದ ವಿದ್ಯಾರ್ಥಿಗಳಿಗೆ (ಪಿ.ಯು.ಸಿಯಲ್ಲಿ ಶೇಲಂಕ್ಕೂ ಅಧಿಕ ಅಂಕಗಳನ್ನು ಪಡೆದ) ಪ್ರೋತ್ಸಾಹ ಧನ ಹಾಗೂ ರೂ. ೧.೦೦ ಲಕ್ಷಕ್ಕೂ ಮೇಲ್ಪಟ್ಟು ಆದಾಯ ಹೊಂದಿರುವ ಕುಟುಂಬದ ಪರಿಶಿಷ್ಟ ಜಾತಿ/ಪರಿಶಿಷ್ಟ ಪಂಗಡ ವಿದ್ಯಾರ್ಥಿಗಳಿಗೆ ಶುಲ್ಕ ಮರುಪಾವತಿಗೆ ೨೦೧೩-೧೪ನೇ ಸಾಲಿಗೆ ಒಟ್ಟು ರೂ. ೩೦೩೪.೨೦ ಲಕ್ಷಗಳನ್ನು ಒದಗಿಸಲಾಗಿದ್ದು, ಈ ಯೋಜನೆಯನ್ನು ಯಶಸ್ವಿಯಾಗಿ ಜಾರಿಗೊಳಿಸಲಾಗಿದೆ.

೪.೬ ಎಸ್.ಡಿ.ಪಿ/ಸಿ.ಜಿ.ಪಿ ಹಾಗೂ ಇ.ಎ.ಪಿ ಕಾರ್ಯಕ್ರಮ:

ರಾಜ್ಯದಲ್ಲಿನ ಸರ್ಕಾರಿ/ಅನುದಾನಿತ ಇಂಜಿನಿಯರಿಂಗ್ ಕಾಲೇಜುಗಳು ಹಾಗೂ ಪಾಲಿಟೆಕ್ನಿಕ್‌ಗಳಲ್ಲಿ ವ್ಯಾಸಂಗ ಮಾಡುತ್ತಿರುವ ಮತ್ತು ವ್ಯಾಸಂಗ ಮುಗಿಸಿದ ವಿದ್ಯಾರ್ಥಿ/ವಿದ್ಯಾರ್ಥಿನಿಯರುಗಳಿಗೆ ಕ್ರಮವಾಗಿ

ಮೇಲ್ವಿಚಾರಣ ಅಭಿವೃದ್ಧಿ, ಮತ್ತು ಜೀವನ ಮಾರ್ಗದರ್ಶನ ಕಾರ್ಯಕ್ರಮಗಳ ಕುರಿತು ತರಬೇತಿ ನೀಡಲಾಗುತ್ತದೆ. ಇದರಿಂದ ಸದರಿ ವಿದ್ಯಾರ್ಥಿ/ವಿದ್ಯಾರ್ಥಿನಿಯರುಗಳು ತಮ್ಮ ಭವಿಷ್ಯದ ಜೀವನವನ್ನು ಉತ್ತಮವಾಗಿ ರೂಪಿಸಿಕೊಳ್ಳಲು ಸಹಾಯವಾಗುತ್ತದೆ.

೩.೨ ಆಪ್ತಮಿತ್ರ ಕಾರ್ಯಕ್ರಮ :

ಈ ಕಾರ್ಯಕ್ರಮದಲ್ಲಿ ಖಾಸಗಿ ಉನ್ನತ ಶಿಕ್ಷಣ ಸಂಸ್ಥೆಗಳು ಮತ್ತು ಸರ್ಕಾರಿ ಸಂಸ್ಥೆಗಳ ನಡುವೆ ಪರಸ್ಪರ ಸಹಕಾರದಿಂದ ವಿದ್ಯಾರ್ಥಿಗಳಿಗೆ ಶೈಕ್ಷಣಿಕ ಸಹಯೋಗ, ಲ್ಯಾಬ್ ತರಬೇತಿ, ಪರಿಣಿತಿ ಮತ್ತು ಅನುಭವಿ ಉಪನ್ಯಾಸಕರುಗಳಿಂದ ಪಾಠಪ್ರವಚನಗಳನ್ನು ನಡೆಸಲು ಕಾರ್ಯಕ್ರಮವನ್ನು ರೂಪಿಸಲಾಗಿದೆ.

೩.೮ ಅಧಿಕಾರಿಗಳ ತಪಾಸಣಾ ತಂಡ:

ನಿರ್ದೇಶನಾಲಯದಲ್ಲಿ ಅಧಿಕಾರಿಗಳ ಒಂದು ತಂಡ ರಚನೆಯಾಗಿದ್ದು ಈ ತಂಡವು ರಾಜ್ಯದ ಎಲ್ಲಾ ತಾಂತ್ರಿಕ ಸಂಸ್ಥೆಗಳಿಗೆ ಅನೀರಿಕ್ಷಿತ ಭೇಟಿ ನೀಡುವುದರ ಮೂಲಕ ಆಡಳಿತ ಮತ್ತು ಶೈಕ್ಷಣಿಕ ತಪಾಸಣೆ ಕೈಗೊಂಡು ಆಡಳಿತದಲ್ಲಿ ಚುರುಕುಗೊಳಿಸುವ ಕಾರ್ಯ ಮಾಡಲಾಗುತ್ತಿದೆ. ಈ ತಪಾಸಣೆಯಲ್ಲಿ ವಿದ್ಯಾರ್ಥಿಗಳು ಮತ್ತು ಅಧ್ಯಾಪಕ ವರ್ಗದೊಂದಿಗೆ ನೇರ ಸಂವಾದ ನಡೆಸಿ ಕುಂದು-ಕೊರತೆಗಳಿಗೆ ಸ್ಪಂದಿಸಲಾಗುತ್ತಿದೆ. ಈ ತಂಡದಲ್ಲಿ ಇಲಾಖೆಯ ನಿರ್ದೇಶಕರು, ಒಬ್ಬ ಜಂಟಿ ನಿರ್ದೇಶಕರು, ಆಡಳಿತಾಧಿಕಾರಿ ಮತ್ತು ಒಬ್ಬ ಸಹಾಯಕ ಆಡಳಿತಾಧಿಕಾರಿ ಮತ್ತು ಸಂಬಂಧಿಸಿದ ಸಿಬ್ಬಂದಿಗಳಿರುತ್ತಾರೆ.

೩.೯ ಆಡಳಿತದಲ್ಲಿ ಪಾರದರ್ಶಕತೆ:

ನಿರ್ದೇಶನಾಲಯದ ಆಡಳಿತದಲ್ಲಿ ಪಾರದರ್ಶಕತೆಯನ್ನು ಕಾಪಾಡಿಕೊಳ್ಳಲು ಕಳೆದ ಎರಡು ವರ್ಷಗಳಿಂದ ತಾಂತ್ರಿಕ ಶಿಕ್ಷಣ ಇಲಾಖೆಗೆ ಆಯ್ಕೆಯಾದ ಬೋಧಕರುಗಳ ಸ್ಥಳ ನಿಯುಕ್ತಿ ಪ್ರಕ್ರಿಯೆಯನ್ನು ಕೌನ್ಸಿಲಿಂಗ್ ಮುಖಾಂತರ ನಡೆಸಲಾಗುತ್ತಿದೆ.

೩.೧೦ “ಸಕಾಲ” ಕಾರ್ಯಕ್ರಮದ ಅಳವಡಿಕೆ : ನಿರ್ದೇಶನಾಲಯದಲ್ಲಿ ಈ ಕಾರ್ಯಕ್ರಮವನ್ನು ದಿನಾಂಕ:೧೬-೮-೨೦೧೩ ರಿಂದ ಅಳವಡಿಸಲಾಗಿದೆ. ಈ ಕೆಳಕಂಡ ಸೇವೆಗಳನ್ನು ತಾಂತ್ರಿಕ ಶಿಕ್ಷಣ ನಿರ್ದೇಶನಾಲಯದಿಂದ ಪಡೆಯಬಹುದಾಗಿರುತ್ತದೆ. ಸದರಿ ಸೇವೆಗಳ ವೇಳಾ ಪಟ್ಟಿ ಮತ್ತು ಸಂಬಂಧಿಸಿದ ವಿಳಾಸಗಳನ್ನು ಇಲಾಖೆಯ ಸೂಚನಾ ಫಲಕಗಳಲ್ಲಿ ಪ್ರದರ್ಶಿಸಲಾಗಿದೆ.

೧. ಡಿಪ್ಲೋಮಾ ಪ್ರಮಾಣ ಪತ್ರ ನೀಡುವುದು.
೨. ಡಿಪ್ಲೋಮಾ ಅಂಕಪಟ್ಟಿ ನೀಡುವುದು.
೩. ಅಂಕಪಟ್ಟಿ ತಿದ್ದುಪಡಿ/ಕ್ರೋಢೀಕೃತ ಅಂಕಪಟ್ಟಿ ನೀಡುವುದು.
೪. ಅರ್ಹತಾ ಪ್ರಮಾಣ ಪತ್ರ ನೀಡುವುದು.
೫. ವಲಸೆ ಪ್ರಮಾಣ ಪತ್ರ ನೀಡುವುದು.
೬. ಪಠ್ಯಕ್ರಮ ದೃಢೀಕರಿಸಿ ನೀಡುವುದು.
೭. ಅಂಕಪಟ್ಟಿ/ಡಿಪ್ಲೋಮಾ ಪ್ರಮಾಣ ಪತ್ರಗಳ ನೈಜತೆ ಪ್ರಮಾಣ ಪತ್ರ ನೀಡುವುದು.
೮. ಉತ್ತರ ಪತ್ರಿಕೆ ಪೋಷಣೆ ಪ್ರತಿ ನೀಡುವುದು.
೯. ಉತ್ತರ ಪತ್ರಿಕೆ ಮರು ಮೌಲ್ಯಮಾಪನ ಮಾಡುವುದು.
೧೦. ಡೂಪ್ಲಿಕೇಟ್ ಅಂಕಪಟ್ಟಿ ನೀಡುವುದು.

೩.೧೧ ಹೊಸದಾದ ತಾಂತ್ರಿಕ ಸಂಸ್ಥೆಗಳ ಪಾರಂಭ: ನಿರ್ದೇಶನಾಲಯದಲ್ಲಿ ೨೦೧೩-೧೪ನೇ ಸಾಲಿನಲ್ಲಿ ಅನುಕ್ರಮವಾಗಿ ೨-ಖಾಸಗಿ ಪಾಲಿಟೆಕ್ನಿಕ್‌ಗಳು, ೬-ಎರಡನೇ ಪಾಳೆಯ ಪಾಲಿಟೆಕ್ನಿಕ್‌ಗಳು, ಮತ್ತು ೬-ಖಾಸಗಿ ಇಂಜಿನಿಯರಿಂಗ್ ಕಾಲೇಜುಗಳು, ೩-ಎರಡನೇ ಪಾಳೆಯ ಇಂಜಿನಿಯರಿಂಗ್ ಕಾಲೇಜುಗಳು ಪ್ರಾರಂಭವಾಗಿರುತ್ತವೆ.

೩.೧೨ ನಿರ್ದೇಶನಾಲಯದಲ್ಲಿ ಅಂತರಜಾಲ ಸೌಲಭ್ಯ:

ನಿರ್ದೇಶನಾಲಯದ ಪ್ರತ್ಯೇಕ ಅಂತರಜಾಲ ತಾಣದ ವಿಳಾಸವು ಈ ಕೆಳಗಿನಂತಿರುತ್ತದೆ:

<http://dte.kar.nic.in>

ರಾಜ್ಯದ ಎಲ್ಲಾ ಇಂಜಿನಿಯರಿಂಗ್ ಕಾಲೇಜುಗಳು ಮತ್ತು ಪಾಲಿಟೆಕ್ನಿಕ್‌ಗಳಿಗೆ ಪ್ರತ್ಯೇಕವಾದ ತಮ್ಮ ತಮ್ಮ ಸಂಸ್ಥೆಯ ಅಂತರಜಾಲ ತಾಣಗಳನ್ನು ಹೊಂದಲು ಕೋರಲಾಗಿದೆ. ಶೇಕಡಾ ೫೦ ರಷ್ಟು ಸಂಸ್ಥೆಗಳು ತಮ್ಮದೇ ಆದ ಪ್ರತ್ಯೇಕ ಅಂತರಜಾಲ ತಾಣಗಳನ್ನು ಹೊಂದಿರುತ್ತವೆ.

ಉನ್ನತ ಶಿಕ್ಷಣ ಮತ್ತು ತಾಂತ್ರಿಕ ಶಿಕ್ಷಣ ಸಂಬಂಧಿ ಮಹತ್ವದ ಅಂತರಜಾಲ ತಾಣಗಳ ಪಟ್ಟಿ:

http://mhrd.gov.in	—	ಭಾರತ ಸರ್ಕಾರದ ಮಾನವ ಸಂಪನ್ಮೂಲ ಇಲಾಖೆ, ನವದೆಹಲಿ
http://www.nuepa.org	—	ರಾಷ್ಟ್ರೀಯ ಶೈಕ್ಷಣಿಕ ಯೋಜನೆ ಮತ್ತು ಆಡಳಿತ ವಿಶ್ವವಿದ್ಯಾಲಯ, ಮಾನವ ಸಂಪನ್ಮೂಲ ಸಚಿವಾಲಯ, ಭಾರತ ಸರ್ಕಾರ, ನವದೆಹಲಿ
http://www.aicte-india.org	—	ಅಖಿಲ ಭಾರತ ತಾಂತ್ರಿಕ ಶಿಕ್ಷಣ ಮಂಡಳಿ, ನವದೆಹಲಿ
http://www.boatsr-apprentice.tn.nic.in	—	ಅಪ್ರೆಂಟಿಸ್ ತರಬೇತಿ ಮಂಡಳಿ, ದಕ್ಷಿಣ ವಿಭಾಗ, ಚೆನ್ನೈ
http://www.nitttrc.ac.in	—	ರಾಷ್ಟ್ರೀಯ ತಾಂತ್ರಿಕ ಶಿಕ್ಷಕರ ತರಬೇತಿ ಮತ್ತು ಸಂಸೋಧನಾ ಸಂಸ್ಥೆ, ಮಾನವ ಸಂಪನ್ಮೂಲ ಸಚಿವಾಲಯ, ಭಾರತ ಸರ್ಕಾರ, ಚೆನ್ನೈ
http://www.isteonline.in	—	ಭಾರತೀಯ ತಾಂತ್ರಿಕ ಶಿಕ್ಷಣ ಸಂಘ, ನವದೆಹಲಿ
http://www.ugc.ac.in	—	ವಿಶ್ವವಿದ್ಯಾಲಯ ಅನುದಾನ ಆಯೋಗ, ನವದೆಹಲಿ
http://www.barcouncilofindia.org	—	ಭಾರತೀಯ ವಕೀಲರ ಪರಿಷತ್ತು, ನವದೆಹಲಿ (ವಕೀಲ-ವೃತ್ತಿ ಕೋರ್ಸ್)
http://www.vtu.ac.in	—	ವಿಶ್ವೇಶ್ವರಾಯ ತಾಂತ್ರಿಕ ವಿಶ್ವವಿದ್ಯಾಲಯ, ಬೆಳಗಾವಿ
http://www.jnanaayoga.in	—	ಕರ್ನಾಟಕ ಜ್ಞಾನ ಆಯೋಗ, ಬೆಂಗಳೂರು
http://www.dce.kar.nic.in	—	ಕಾಲೇಜು ಶಿಕ್ಷಣ ಇಲಾಖೆ, ಬೆಂಗಳೂರು
http://kshec.co.in	—	ಕರ್ನಾಟಕ ಉನ್ನತ ಶಿಕ್ಷಣ ಮಂಡಳಿ, ಬೆಂಗಳೂರು
http://kea.kar.nic.in	—	ಕರ್ನಾಟಕ ಪರೀಕ್ಷಾ ಮಂಡಳಿ, ಬೆಂಗಳೂರು
http://www.karnataka.gov.in/dmekarnataka	—	ವೈದ್ಯಕೀಯ ಶಿಕ್ಷಣ ನಿರ್ದೇಶನಾಲಯ, ಬೆಂಗಳೂರು
http://emptrg.kar.nic.in	—	ಉದ್ಯೋಗ ಮತ್ತು ತರಬೇತಿ ನಿರ್ದೇಶನಾಲಯ, ಬೆಂಗಳೂರು (ಐಟಿಐ ಕೋರ್ಸ್)
http://www.iisc.ernet.in	—	ಭಾರತೀಯ ವಿಜ್ಞಾನ ಸಂಸ್ಥೆ, ಬೆಂಗಳೂರು (ಐಐಎಸ್‌ಸಿ)
http://www.iimb.ernet.in	—	ಭಾರತೀಯ ವ್ಯವಸ್ಥಾಪನೆ ಸಂಸ್ಥೆ, ಬೆಂಗಳೂರು (ಐಐಎಂ)

೩.೧೩ ನೌಕರರ ಸಹಕಾರಿ ಸಂಘ:

ತಾಂತ್ರಿಕ ಶಿಕ್ಷಣ ಇಲಾಖೆಯ ನೌಕರರ ಸಾಲ ನೀಡಿಕೆ ಸಹಕಾರಿ ಸಂಘವು, ೧೯೬೯ರಿಂದ ಅಸ್ತಿತ್ವದಲ್ಲಿರುತ್ತದೆ. ಇದರಲ್ಲಿ ೫೯೫ ಸದಸ್ಯರಿರುತ್ತಾರೆ ಹಾಗೂ ೨೦೧೩-೧೪ನೇ ಸಾಲಿನಲ್ಲಿ ರೂ.೨.೨೦ ಕೋಟಿಗಳ ದೀರ್ಘಾವಧಿ ಸಾಲವನ್ನು, ರೂ. ೪.೦೦ ಲಕ್ಷಗಳ ಅಲ್ಪಾವಧಿ ಸಾಲಗಳನ್ನು ನೀಡಲಾಗಿದೆ. ಸಂಘದಲ್ಲಿ ರೂ. ೬೨.೦೦ ಲಕ್ಷಗಳಷ್ಟು ಷೇರು ಬಂಡವಾಳವು ಮತ್ತು ರೂ.೨೬.೦೦ ಲಕ್ಷಗಳ ಆಪಧನ ನಿಧಿ ಸಂಗ್ರಹಣೆಯಾಗಿರುತ್ತದೆ. ಸಂಘವು ಹಿಂದಿನ ಸಾಲಿನಂತೆ ಆಡಿಟ್ ವರ್ಗೀಕರಣದಲ್ಲಿ 'ಎ' ಶ್ರೇಣಿಯನ್ನು ಪಡೆದಿರುತ್ತದೆ. ಸಂಘದ ಸದಸ್ಯರ ಪ್ರತಿಭಾವಂತ ಮಕ್ಕಳಿಗೆ ಪ್ರತಿಭಾ ಪುರಸ್ಕಾರಗಳನ್ನು ನೀಡಲಾಗುತ್ತಿದೆ. ಅಲ್ಲದೇ, ಆಪಧನ ನಿಧಿ, ಮರಣ ಪರಿಹಾರ ನಿಧಿ ಮತ್ತು ಇತರೆ ನಿಧಿಗಳಲ್ಲಿ ಠೇವಣಿಯನ್ನು ತೊಡಗಿಸಲಾಗಿದೆ.

CHAPTER-1

Technical Education Scenario in Karnataka

1.1 Introduction:

Sir M. Visvesvaraya (fondly called as Sir MV) was appointed as President of the Bhadravathi Steel Factory in Karnataka for its development and rejuvenation as it was on the verge of collapse. The then, Maharaja of Mysore had fixed a honorarium for this task to him. He did not accept the honorarium but strived hard for the development of the factory. The factory stood as a milestone in the industrialization of the erstwhile Mysore kingdom. In the meanwhile, the Maharaja of Mysore Sri Nalwadi Krishnaraj Wadeyar reached heavenly abode and the Maharaja Sri Jayachamrajendra succeeded the throne. He persuaded Sir MV to accept the honorarium, but he refused and suggested starting of a Professional Training Institute at Bangalore with this amount as seed capital. The Government wanted to start the institution in Sir MV's name, but he denied and suggested the Maharaja's name. Accordingly, Sri Jayachamrajendra Occupational Institute came into existence. Later named as Sri Jayachamrajendra Government Polytechnic, it is now running successfully with various technical courses being offered. Subsequently, many more polytechnics were started. All these Polytechnics were running under "Public Instruction Department" until 1959. As numbers of Polytechnics and technical degree colleges increased, a new department called "Technical Education Department" was created in 1959.

Technical Education all over the world is gaining importance day by day because of rapid advancements in science, technology and innovations. With this background, to compete with the developed countries in the world and to keep Karnataka ahead in Industrial growth and in the field of Information Technology, the Directorate of Technical Education is playing a vital role.

There were only 57 technical institutes, under Department of Technical Education initially but now there are a staggering 588 institutes across the state ranging from Degree to Diploma, Junior Technical Schools and Fine Arts Schools/Colleges.

1.2 Vision:

- ✓ Promote planned & sustainable development of Technical Education in the State, consistent with National and State policies.
- ✓ Design need based programs for Diploma institutions and ensures adequate human resource and infrastructural facilities for effective implementation of the curriculum.
- ✓ Ensure objective evaluation and certification systems for students, programs & institutions.

- ✓ Collaborate with AICTE, MHRD, NITTTR, Universities, Industries, Other employer agencies and Directorates of other States.
- ✓ Plan long-term programmes and annual budget allocations for Technical Education sector of the State and ensure proper distribution and optimum utilization of funds.
- ✓ Prescribe norms with proper focus on quality and social justice for;
 - Admission of students to Technical Programmes
 - Recruitment, Posting, Training and Development of Staff.
- ✓ Provide opportunities for all-round development of students and staff and provide placement, grievances redressal and counseling services.
- ✓ To maintain good relations with the public and all institutions by being responsive to the needs of its stakeholders.

1.3 Mission:

The Directorate of Technical Education ensures a planned development of technical education in the State consistent with the policies of the State and the Nation. We are committed to provide need based, quality-technical and professional human resources to the industry, business and community.

We will achieve our mission by:

- Developing and maintaining high quality institutions that will be responsive to the felt needs of the community.
- Encouraging development and delivery of flexible and state-of-the-art programs in formal and non-formal modes, for the needs of youth and adults.
- Building a system that is responsible and efficient to the changing needs of industry and community.
- Adopting professional and participatory type of management.
- Implementing Management Information System for effective decision-making.
- Assigning high priority to cater the educational needs of women, physically challenged persons, rural population and socially/economically backward persons.
- Strengthening student placement and career guidance services.
- Collaborating with national and international organizations related to technical education.

1.4 Objectives:

- Administrative control, inspection, design and development of plans and implementation of programmes for all the engineering colleges and polytechnics.
- Conduct of examinations, evaluation and awarding certificates.

- Adopting need-based technical subjects in the engineering and diploma courses by identifying new courses.
- Inspecting infrastructure facilities for commencement of new technical institutions and programmes to recommend to the regulatory authority.
- Inspection of administrative and academic procedures, evaluation of infrastructure facilities of technical institutions.
- Approving intakes and admissions of all the private aided/unaided institutions.
- Issuing guidelines for admission of students into the technical institutions.
- Providing grants and other facilities to the private aided technical institutions.
- Industry Institute Interaction and Assistance in placement.
- Selection of technical staff for deputation for higher studies and research.

1.5 Participants in Technical Education Process in the State:

1. Government of India (GoI).
2. Government of Karnataka (GoK).
3. All India Council for Technical Education (AICTE).
4. National Institute of Technical Teachers Training and Research (NITTTR).
5. Board of Apprenticeship training (BOAT).
6. Indian Society of Technical Education (ISTE).
7. Confederation of Indian Industry (CII).
8. The National Association of Software and Services Companies (NASSCOM).
9. The Institute of Engineers (India) (IE).

1.6 No. of Technical Institutions in the State during 2013-14:

Administration Type	Engineering Colleges	Polytechnics	Junior Technical Schools	Fine Arts Schools/Colleges	Total
Government	10+1*	81	6	2	100
University	3**	-	-	-	3
Private Aided	11	44	-	26	81
Private Unaided	181	168	6	49	404
Total	206	293	12	77	588

**1) UVCE, Bangalore 2) UVCE(Evening), Bangalore 3) UBTD, Davanagere *1) SKSJIT (Evening), Bangalore

1.7 Classification of Technical Institutes in the State during 2013-14:

Technical Institutes	Classification				
	Govt.	University	Pvt. Aided	Pvt.	Total
Engineering Degree					
Engineering Colleges	10	2	9	177	198
Women's Engineering Colleges	-	-	-	3	3
Evening Engineering Colleges	1	1	2	1	5
Total	11	3	11	181	206
Diploma					
Co-Education Polytechnics	69	-	42	159	270
Women's Polytechnics	9	-	1	5	15
Evening Polytechnics	1	-	1	4	6
Non- Engineering Polytechnics	2	-	-	-	2
Total	81	-	44	168	293
Others					
Junior Technical Schools	6	-	-	6	12
Fine Arts Colleges	-	-	3	-	3
Fine Arts Schools	2	-	23	49	74
Total	8	-	26	55	89
Total No. of Technical Institutions					588

There are 14 institutes conducting Engineering courses and 12 Institutes conducting Diploma courses on 2nd shift basis.

CHAPTER-2

Human Resources Statistics

2. Staff Position (as on 31-3-2014):

2.1 Government Engineering Colleges—

Teaching Staff:

Classification	Sanctioned Posts	Filled Posts						Vacant Posts
		SC		ST		Others		
		M	W	M	W	M	W	
Group 'A'	219	16	5	3	1	79	17	98
Group 'B'	427	27	18	5	0	130	60	187
Group 'C'	0	0	0	0	0	0	0	0
Group 'D'	0	0	0	0	0	0	0	0
Total	646	43	23	8	1	209	77	285

Non-Teaching Staff:

Classification	Sanctioned Posts	Filled Posts						Vacant Posts
		SC		ST		Others		
		M	W	M	W	M	W	
Group 'A'	10	1	0	2	0	0	0	7
Group 'B'	22	0	1	1	0	4	2	14
Group 'C'	680	15	9	2	1	76	34	543
Group 'D'	433	4	2	0	0	14	3	410
Total	1145	20	12	5	1	94	39	974

2.2 Government Polytechnics—

Teaching Staff:

Classification	Sanctioned Posts	Filled Posts						Vacant Posts
		SC		ST		Others		
		M	W	M	W	M	W	
Group 'A'	81	17	2	3	1	38	5	15
Group 'B'	2716	240	126	55	27	1043	584	641
Group 'C'	12	0	4	0	0	0	8	0
Group 'D'	0	0	0	0	0	0	0	0
Total	2809	257	132	58	28	1081	597	656

Non-teaching Staff:

Classification	Sanctioned Posts	Filled Posts						Vacant Posts
		SC		ST		Others		
		M	W	M	W	M	W	
Group 'A'	2	0	2	0	0	0	0	0
Group 'B'	88	4	1	3	1	31	6	42
Group 'C'	2672	102	35	20	9	580	168	1758
Group 'D'	1820	40	8	6	0	188	40	1538
Total	4582	146	46	29	10	799	214	3338

2.3 Junior Technical Schools:

Teaching Staff

Classification	Sanctioned Posts	Filled Posts						Vacant Posts
		SC		ST		Others		
		M	W	M	W	M	W	
Group 'A'	0	0	0	0	0	0	0	0
Group 'B'	44	6	2	4	0	8	4	20
Group 'C'	9	1	0	0	0	5	0	3
Group 'D'	0	0	0	0	0	0	0	0
Total	53	7	2	4	0	13	4	23

Non-Teaching Staff

Classification	Sanctioned Posts	Filled Posts						Vacant Posts
		SC		ST		Others		
		M	W	M	W	M	W	
Group 'A'	0	0	0	0	0	0	0	0
Group 'B'	0	0	0	0	0	0	0	0
Group 'C'	99	4	1	0	1	27	9	57
Group 'D'	77	1	1	0	1	8	5	61
Total	176	5	2	0	2	35	14	118

2.4 Private Aided Engineering Colleges:

Sl. No.	Group	Sanctioned Posts	Working Posts	Vacant Posts
1	Group A	385	306	79
2	Group B	593	495	98
3	Group C	825	709	116
4	Group D	621	511	110
Total		2424	2021	403

2.5 Private Aided Polytechnics:

Sl. No.	Group	Sanctioned Posts	Working Posts	Vacant Posts
1	Group A	43	31	12
2	Group B	1266	1044	222
3	Group C	1270	1067	203
4	Group D	914	834	80
Total		3493	2976	517

2.6 Human Resource Statistics at the Directorate — Teaching Staff/Non-Teaching Staff:

Classification	Sanctioned Posts	Filled Posts						Vacant Posts
		SC		ST		Others		
		M	W	M	W	M	W	
Group 'A'	32	6	1	2	0	18	1	4
Group 'B'	18	3	0	1	0	13	0	1
Group 'C'	161	10	9	2	0	58	30	52
Group 'D'	55	7	2	1	1	20	4	20
Total	266	26	12	6	1	109	35	77

M-Men and W-Women

2.7 Staff Training Programme through Training Cell of CDC Division:

To provide the manpower in the Information Technology course intake has been increasing in all engineering colleges. Further to enhance the teaching efficiency of the staff the following training programmes are being conducted in the Indian Institute of Information Technology and other reputed colleges/institutes.

Level I : Imparting training to the Non-IT teachers to work in the field of IT sector

Level II : Imparting training on fundamentals in IT.

Level III : Imparting training on some selected optional subjects.

Level IV : Imparting training on newer concepts in the IT sector.

2.7.1 No. of Teaching Staff deputed for the higher education during last five years

Subject	2009-10	2010-11	2011-12	2012-13	2013-14
M.E / M.Tech.	7	24	33	40	51
PhD	0	1	1	9	26

2.7.2 No. of Teaching/Non-teaching staff deputed for short term training programmes during last five years

Subject	2009-10	2010-11	2011-12	2012-13	2013-14
Programs conducted at the NITTR, Chennai	103	105	108	102	167
Staff deputed (No.)	1545	1500	1793	1440	1924

The Organograms of the Directorate, Government/Private Aided Engineering Colleges and Government/Private Aided Polytechnics are given in Sections 2.8, 2.9 and 2.10 respectively in the Kannada version of this report.

2.8 Name of the Directors who served the Directorate during various periods

Sl. No.	Name Sriyuths	Department	From	To
1	K. Chennabasavaiah.	PWD	19.10.1959	11.5.1961
2	I. M.Mugadam	PWD	20.12.1961	7.10.1964
3	Dr.Shanthmallappa	DTE	08.10.1964	18.4.1974
4	P.N. Padmnabha	IAS	19.4.1974	12.6.1974
5	K. S. Ballal	PWD	12.6.1974	31.12.1975
6	R.L.Shreshta	PWD	1.1.1976	30.4.1977
7	A.R.Bhavikatti	PWD	1.1.1978	30.4.1978
8	M.R.Dharmaiah Gowda	PWD	11.5.1978	30.11.1979
9	Noor Ahmed	PWD	1.12.1979	26.11.1981
10	Prof.B.Basavraj	DTE	27.11.1981	12.4.1982
11	D.K.Satyanarayana Setty	PWD	13.4.1982	26.12.1987
12	B.N.Krishnamurthy	BDT Engineering College	26.12.1987	30.10.1990
13	Prof.P.V.Bhandari	BDT Engineering College	31.10.1990	31.1.1996
14	Dr.Nagaambikadevi	IAS	1.2.1996	22.5.1996
15	Dr.K. Balaveera Reddy	Regional Engineering College, Surthkal	23.5.1996	31.3.2001
16	Dr.V.Seenappa	Aided College	23.7.2001	22.7.2002
17	K.Chennakeshva Kalmadi	DTE	23.7.2002	30.11.2003
18	Prof.K. Basavaraju	DTE	1.12.2003	30.6.2006
19	Mohammed Ali	DTE	1.7.2006	31.1.2007
20	M.V.Jayanthi,	IAS	2.2.2007	8.1.2008
21	T.A. Parthasarathy	IAS	9.1.2008	28.5.2009
22	N. D. Prasad	DTE	28.5.2009	2.6.2009
23	H. U. Talawar	DTE	3.6.2009	till date

CHAPTER-3

Functions and Activities

The Department of Technical Education in Karnataka is functioning under the Ministry of Higher Education. The Department is looking after monitoring, planning and development of all the Degree level and Diploma level Institutions in the State.

3. Different Wings of the Directorate:

1 Administration & Establishment (EST)

1.1 Statistical Cell

2 Academics (ACM)

3 Accounts

4 Development (DVP)

4.1 Stores and Purchases (SPS)

4.2 Building

4.3 Apprentice Training Scheme (ATS)

5 Examination (Board of Technical Examination)

6 Inspection

7 Technical Education Quality Improvement Programme (TEQIP)

8 Curriculum Development Division:

8.1 Curriculum Development Cell (CDC)

8.2 Centre for Continuing Technical Education in Karnataka (CCTEK)

8.3 E-Governance Cell

8.4 Training Cell

8.5 Learning Resource and Development Cell (LRDC)

3.1 Establishment Section:

- Providing proper administrative service information for Government / Private Aided Polytechnics, Government / Private Aided Engineering colleges of the Directorate.
- Maintaining transparency in administrative service.
- Sanctioning of LTC/HTC/GPF/medical bills.
- Revising Cadre and Recruitment Rules.
- Recruitment of teaching/non-teaching staff.
- Preparing and finalizing the promotion list of teaching / non-teaching staff.
- Finalization and settlement of pensionary benefits to the staff.

For the year 2013-14:

Details of Court cases in the Directorate of Technical Education in Annexure-29,
Details of full-time enquiries in the Directorate of Technical Education Annexure-30,
Details of LA/LC questions of the Directorate of Technical Education Annexure-31,
Details of retirement/demise of staff of the Directorate of Technical Education Annexure-32
are given.

3.1.1 Statistical Cell:

The Directorate has Statistical Cell, which brings out Annual Administrative Reports consisting of various Statistics pertaining to different divisions of the Directorate. The cell also participates in the All India Survey on Higher Education, Rashtriya Uchcharat Shiksha Abhiyaan, Training and data dissemination.

3.2 Academics Section:

- Preparing seat matrix for lateral entry diploma students to I year Engineering degree, through CET.
- Providing necessary information and guidelines for first year diploma admission, modifying rules and guidelines time to time.
- Preparing calendar of events for polytechnics.
- Printing of CET question papers for diploma holders, conducting CET examination, preparing merit list and conducting admission process for II year engineering degree and related works.
- Conducting mutual transfer process, for II / III year diploma students and II / III / IV year B.E. students who are admitted through diploma quota.
- Planning and Implementing Technical Exhibitions and inter-polytechnic sports meet to trigger and encourage hidden talents of students.
- Verifying the quota for *Horanadu Kannadiga*, *Gadinadu Kannadiga*, GOI quota and other prescribed quotas.

3.2.1 Admission Process:

Since June 1999, the admission process is conducted through the District Nodal Centers for both Govt. and Aided Polytechnics in the State. Every year a booklet containing the details of admission process is being brought out by the Directorate.

3.2.2 Scholarship:

The students who have been selected for engineering courses by the Karnataka Examination Authority through the CET are being provided the scholarship under the following schemes;

1) **Scheduled Caste (Special Component Plan)- Reimbursement of Fee:**

The SC students selected for engineering courses through CET, (whose annual family income is more than 2.00 lakhs) will be awarded this scholarship from the first semester until end of the course for four years.

2) **Scheduled Tribe (Scheduled tribe Plan) - Reimbursement of Fee:**

The ST students selected for engineering courses through CET, (whose annual family income is more than 2.00 lakhs) will be awarded this scholarship from the first semester until end of the course for four years.

3) **Defence Force–Scholarship:** Students/dependents selected for engineering courses through CET from the family of Defence Forces will be awarded this scholarship from the first semester until end of the course for four years.

4) **Merit Award (Free Fee):** Students from BPL family with 80% marks in the PUC-II and who are, selected for engineering courses through CET will be awarded this scholarship from the first semester until end of the course for four years.

Details of the Scholarship/Merit awards for the year 2013-14 (Rs. in lakhs)

Year	SC Students		ST Students	
	No. of Students	Amount in Rs.	No. of Students	Amount in Rs.
2010-11	1264	332.01	87	18.74
2011-12	2184	586.79	671	191.37
2012-13	2666	793.82	865	275.40
2013-14	2664	851.58	78	14.49
Total	8778	2564.20	1701	500.00

3.3 Accounts Section:

- Releasing grants to all Govt. / Aided Engineering colleges and all Govt. /Aided Polytechnics under non-planned budget.
- Preparing Appendix-B estimate list, Expenditure and revenue estimate list.
- Sanctioning HBA / HPA / purchase advances /Medical reimbursement/ loans.
- Inspecting and Auditing, Accounts of All Govt. / Aided Engineering colleges, all Govt. / Aided Polytechnics.
- Verifying and counter signing of grant-in-aid bills, scholarships,NDC&AC.
- Annual Stock verification of all institutes coming under the purview of the Directorate.

- Works related to the pensionary releases of all staff of aided Engineering colleges and Polytechnics.

For the year 2013-14:

Details of the Budgetary Allocations and Expenditure in Annexure-22,
 Details of Revenue receipts in Annexure-23,
 Grants to Polytechnics under Plan Schemes in Annexure-25,
 Grants to Polytechnics under Non-Plan Schemes in Annexure-26,
 Details of Grants to Engineering Colleges under Non-Plan Schemes in Annexure-27,
 Details of Grants to Fine Arts Schools/Colleges in Annexure-28 & 24
 are given respectively.

3.4 Development Section:

- Starting of new Engineering Colleges/Polytechnics/Junior Technical Schools.
- Preparation of Budget under Plan scheme/preparation of appendix-B.
- Monitoring of MODROBS schemes.
- Arranging the State Level Committee Meeting for extension of AICTE's approval for starting new courses and enhancement of intake.
- Conducting inspection of Polytechnics and Engineering Colleges to maintain the standards as per AICTE norms.
- Accreditation process in respect of Govt. and Pvt. Aided Polytechnics.
- Preparation of MPIC and Annual Reports.
- Extension of minority status in respect of private aided and private polytechnics.
- Implementation of State/Central Govt. schemes for the infrastructure development in the polytechnics.
- Release of salary grants for Govt. Aided Polytechnics through ECS.
- Other development related activities.

3.4.1 Stores and Purchases Section:

- Purchase and approvals for lab equipments, computers, furniture, books and other academic items for Govt. polytechnics and Govt. Engineering colleges.
- Rate Contract approvals.
- Maintenance & repairs of computers, its peripherals and lab equipments.

3.4.2 Building Section:

- Countersigning of estimates received from Govt. polytechnics and Govt. Junior Technical School Principal's under plan and non-plan schemes for construction of new buildings, extension of buildings, construction of compound walls, maintenance and repairs of Govt. Polytechnics, Govt. Engineering colleges and Junior Technical School buildings by PWD.
- Provide telephone facilities to the Directorate officers' residence.
- Maintenance and repairs of office building.

- Making regular payments of electricity and water charges of all the Departments in the *Thantrika Shikshan Bhavan*. (Monthly payments)

Budgetary details of last four years for Government Polytechnics and Government Engineering Colleges for construction of buildings(Rs. in lakhs)

S N	Head of Account	2009-10		2010-11		2011-12		2012-13		2013-14	
		Released	Expenditure	Released	Expenditure	Released	Expenditure	Released	Expenditure	Released	Expenditure
1	4202-02-104-1-01-139-Plan (Govt. Polytechnics)	2100	1848.46	6609	6599.47	3675	3669.34	3669.34	3192.91	7372.35	6993.82
2	4202-02-104-1-03-386-Plan (Govt. Engg. Colleges)	4120	4080.72	6300	6158.31	3666	3409.32	1400.00	1310.47	1263.00	1146.44
3	2203-00-103-0-04-051 (Technical Schools, Polytechnics, Engg Colleges building & other Expenses)	-	-	60.00	57.57	60.00	57.57	60.00	28.97	47.00	30.06

Building Status of 10 Govt. Engineering Colleges in the State:

Building Status	No. of Institutions	Name
Completed	6	1. Govt. Engineering College, Hassan 2. Govt. Engineering College, Ramnagara 3. Govt. Engineering College, Haveri 4. Govt. Engineering College, Chamrajnagar 5. Govt. Engineering College, K.R.Pet 6. Govt. Engineering College, Kushalnagar
Under Construction	4	1. Govt. Engineering College, Karwar@ 2. Govt. Engineering College, Hoovinhadgali@ 3. Govt. Engineering College, Raichur@ 4. Govt. SKSJT Engineering College, Bangalore

@Handed over to VTU, Belgaum

Building Status of 43 Govt. Polytechnics in the State:

Sl. No.	Building Status	No. of Institutions
1	Completed	13
2	Under Construction	9
3	To be constructed	21
Total		43

3.4.3 Apprentice Training Section:

- To Conduct Centralized Apprenticeship Training Programmes.
- Selection programme and payment of stipends.
- Industry interaction for ensuring participation of various industries in the ATS programmes.
- Community Development Through Polytechnics(CDTP).
- Career Guidance Programmes.
- Supervisory Development Programmes.
- Entrepreneurship Awareness Programmes.
- Industry Institution Interaction Cell.
- Placement Cell.

As per the Govt. Apprenticeship Act 1973 (amended) and 1986 the State Govt./Central Govt./Private Companies will impart training to specific number of students for duration of one year under this scheme. The objective of the scheme is to provide a connection between the technical institutes and industries, to improve the technical-know-how and to introduce the students to all fields of the industry.

Period: One Year

Eligibility: Pass in BE or Diploma. Candidate should not have had any training/work experience. The candidate should not have exceeded more than three years after passing the above courses.

Stipend: (a) B.E Degree holders-Monthly Stipend Rs.2600/- is being paid.
(b) Diploma holders-Monthly StipendRs.1850/- is being paid.

Certification:

After the successful completion of one-year apprenticeship training by students, the Apprenticeship Training Board, Chennai, issues a certificate.

No. of beneficiary students who got benefitted from the ATS during 2013-14

Subject	Others		SC		ST		Differently abled		Minority				Total	
	Eng	Dip	Eng	Dip	Eng	Dip	Eng	Dip	Christians		Muslims		Eng	Dip
									Eng	Dip	Eng	Dip		
Civil	60	35	11	9	7	12	3	1	7	3	16	10	104	70
Electrical	401	126	56	12	19	7	0	0	8	3	3	1	487	149
Mechanical	305	158	196	26	16	9	2	0	9	5	8	4	536	202
Computer Sceince	255	91	68	22	18	6	1	0	7	4	5	2	354	125
Automobile	44	29	29	11	6	3	0	0	4	2	10	2	93	47
Others	368	241	39	27	19	10	4	2	19	12	46	29	495	321
Total	1433	680	399	107	85	47	10	3	54	29	88	48	2069	914

3.5 Examination Section (Board of Technical Examination):

- Conducting examination for all the Polytechnics of the State.
- Issuing Diploma certificates, marks cards etc.
- Introducing computerized coding and de-coding system for evaluation for maintaining confidentiality and sanctity.
- On-line monitoring theory and practical examination process through BTE Linx.
- Preparation and sending of candidate list and mark list for Diploma eligible students of all affiliated Polytechnics.
- According affiliation to polytechnics in the State.
- Deputing staff for the examination duty.
- Decentralization of Evaluation Process.
- Issue of migration certificate and eligibility certificates and other certificates through “*Sakala Progarame*”.
- Printing of question papers & answer booklets for all Polytechnics.

3.5.1 Announcement of the Results:

Examination processes at institution and at Board are fully computerized. After computerised processing of marks, results of students of all polytechnics will be hosted on-line in leading websites.

3.5.2 Craft Course in Tailoring:

One-year “Craft and Tailoring” course is conducted in the selected Polytechnics and Institutes in the State, with seventh standard pass as minimum qualification. The applications are received in the prescribed formats from these institutes every year. Separate syllabii is designed for Ladies and Gents. There are 142 training centers functioning in the State during the year 2013-14.

For the year 2013-14:

Details of the Tailoring Craft Course Institutes 2013-14 are given in the Annexure-21.

3.6 Inspection Section:

- Academic and administrative inspection of all Govt., Aided and Private Polytechnics in Karnataka.
- Inspection of administrative procedures, infrastructure, lab facilities, faculty suitability and number of staff required in each section in teaching and non-teaching areas in each polytechnic.
- Inspection of maintaining documents of academic activities and improving the standards of teaching as per AICTE and DTE norms.

No. of Academic and Administrative Inspections for the Polytechnics conducted during 2013-14

Institute Type			
Government	Pvt. Aided	Pvt.Unaided	Total
11	-	8	19

3.7 Technical Education Quality Improvement Programme (TEQIP):

In order to strengthen Technical Education, the Government of India with the assistance of World Bank has introduced Technical Education Quality Improvement Programme (TEQIP) in three phases. The first phase was started during the year 2003 and was completed on March 2009.

In continuation of the first phase and in order to provide more emphasis on research and development and to strengthen the post graduate level the second phase was introduced, which commenced from 2010-11 and is expected to complete by 2014-15. Technical Education Quality Improvement Programme (TEQIP PHASE-II) introduced in India in 20 States as Centrally sponsored Scheme (C.S.S) with the assistance of World Bank, in order to facilitate Strengthening institutions to improve learning outcomes and employability of graduates, Scaling-up Post graduate Education and Demand Driven Research & Development and Innovation, Establishing Centres of Excellence, Faculty Development for effective Teaching (Pedagogical Training), Capacity Building to strengthen Management & Project Management, Monitoring and Evaluation.

During the 1st phase Karnataka received 80% of grants from Government of India and the remaining 20% was borne by State Government. The total grant received is Rs. 162.47 crores. During the first phase, fourteen colleges were selected under the project. This project helped the Engineering institutions to retain and promote faculty encouraging the learning processes and development of infrastructure and training opportunities.

In Karnataka during the second phase 19 Engineering colleges were selected by Government of India (MHRD) on a competitive basis. It is estimated that the total cost of the project is approximately Rs. 187.50 crores. This cost is borne by the Central and the State Government in the ratio of 75%:25%. In respect of private Engineering colleges selected under sub-component 1.1 and 1.2 the cost is borne by the Central, State and Private Engineering colleges in the ratio 60:20:20.

The Government and Government Aided Engineering colleges selected under sub-component 1.1 are funded Rs. 10 Crores each and Private unaided Engineering colleges will receive Rs. 4 Crores each and the colleges selected under sub-component 1.2 will be funded Rs. 12.5 crores. Out of 4 engineering college selected under sub-component 1.1, one is government engineering college, 2 are government aided engineering college and one is private unaided engineering college (copy enclosed)

In Karnataka out of 15 Engineering colleges selected under sub-component 1.2, one engineering college is a university college, 7 are aided engineering colleges and 7 are private unaided engineering colleges.

In addition to the above under sub-component 1.2.1 (Centre of Excellence) 04 Engineering colleges are selected for establishing Centre of Excellence , and each college will be funded Rs. 5.00 crores.

At the national level under sub-component 1.3 two weeks pedagogical training will be provided for teaching staff of all engineering colleges selected under sub-component 1.1 & 1.2 and also for non-TEQIP engineering colleges with a National Project outlay of Rs. 40 crores .

The State Govt. has to make 100% Budget provision in order to meet the expenditure every year till the completion of project. An amount of Rs. 139.50crores budget provision has been made for the financial year 2014-15. As of today Government of India and State Government has released a total amount of Rs. 79.06 crores to the colleges. The Project is deemed to be completed by December 2014.

3.8 Curriculum Development Division:

3.8.1 Curriculum Development Cell:

- Revision of Diploma curriculum is on anvil and proposed to be implemented for the state Polytechnics from the academic year 2015-16.
- Process of receiving feed back on existing diploma curriculum from various Subject experts / Industries / Entrepreneurs is on to revise the curriculum in holistic approach to cater to required technical human resource in the industries.
- Curriculum as per the Industry needs.
- Industry Institute Interaction programmes like collaboration with companies.
- Continuous revision of diploma curriculum to make liaison between industry and institute.
- Career guidance program was conducted for final year diploma students to explore the various possible career options.

3.8.2 Center for Continuing Technical Education, Karnataka (CCTEK):

The centre for continuing technical education was established as an autonomous centre as per GO No.: ED/19/TPA/99 dated:7.3.2000. There are 69 sub-centers in different Technical Institutes in the State. In these centers, following programmes are being held.

- a. Providing IT related courses to non-IT students.
- b. Training the Teachers as per the requirement of the new curriculum.
- c. Conducting technical-know-how training to unskilled laborers in industries.
- d. Training programmes to the teaching staff.
- e. Generating the funds to strengthen the Financial Resources for the Directorate.

A major part of the resources that would be raised in these centers by imparting training would be retained by the institutions for various development activities. Thus these centers are financially independent. The following table shows number of training programmes conducted in the sub-centers and number of beneficiaries.

No. of Programmes held in the sub-centers	Beneficiaries
69	2508

3.8.3 E-Governance Cell:

- To implement the concept of paperless Office.
- To assist to host the websites in all the Institutes and connecting a dynamic link with the Directorate's website to be made use by the public.
- Conducting Video Conference with all the Technical Institutes.
- Monitoring the disbursement of Salary through the HRMS Software.
- The online Monthly Programme Implementation Chart (MPIC) is established.

1) **Innovation Clubs** aim at finding innovative solutions for the problems of micro, small and medium enterprises (MSME's), informal sector and other social sectors by bringing them on the agenda of the students of Technical and General Universities across the state to harness the innovative potential of youth for inclusive socioeconomic development. In the last six decades, India has not utilized much of the technological outputs of millions of students. Also, without engaging the young students of Technical, Medical and General Universities, one can neither solve the persistent problems of MSMEs, Social Sector or Public Delivery Systems, nor one can reorient the Higher Education to make it more productive and purposeful. In view of this, Department of Technical Education has started Innovation clubs in all Polytechnics and Govt. Engineering colleges with an aim to harness collaborative potential of students across disciplines and colleges to solve persistent problems of our state in formal and informal sectors, apart from addressing unsolved problems of our society, which have remained unsolved for long. 293 Polytechnics and 19 Engineering Colleges have already started this program.

2) **Service Advisor - Toyota Technical Education Program (SAT-TEP)**

Department of Technical Education, Govt of Karnataka, in association with Toyota Kirloskar Motor (TKM), Bengaluru has implemented a unique program called Service Advisor - Toyota Technical Education Program (SAT-TEP) at Govt. CPC Polytechnic, Mysore. The program, which has been introduced by Toyota in Service Advisor Category, is the first of its kind in the world & is being implemented in India from this year itself.

Through this program, Toyota Kirloskar Motor Company intends to enhance the technical abilities and soft skills, and thereby employability of Polytechnic/Diploma students in the age group of 16 to 18 years. The program will benefit Polytechnic students especially from Mechanical and Automobile stream in building their skills & knowledge for the Indian Automotive Service Industry. The current Automobile Service Industry is characterized by inadequately skilled manpower and lack of professional training for repair and diagnostics, especially for vehicle models, introduced recently, in the market. The SAT-TEP is a unique initiative undertaken by Toyota Kirloskar Motors, in partnership with Government Polytechnics coming under the purview of Department of Technical Education and Toyota dealers across India, through

professional training from the company. To begin with, the course will provide training to 40 students(minimum) from Mechanical and Automobile stream every year at free of cost by the Toyota Company. All the trained students will be offered employment in Toyota Dealerships across the State/Country after the completion of the training.

3) MHRD has initiated All India Survey on Higher Education (AISHE)

From the year 2010-11 to build a database and to assess the correct picture of higher Education in the country. Department of Technical Education is participating in the survey since 2010-11 and providing the necessary information (through online) to MHRD successfully. Department of Technical Education was the *first department in the country* to complete the 100% survey work in the inaugural AISHE (2010-11) program. Apart from participating in the national survey the department is conducting similar type of survey to build a robust data base pertaining to State Technical Education with the intention of helping the Governments in framing proper policies both at national and state levels.

4) MHRD's National Mission on Education through Information and Communication Technology (NMEICT) :

The Spoken Tutorial Project, an initiative of the Indian Institute of Technology-Bombay (IITB), as a part of the MHRD's National Mission on Education through Information and Communication Technology (NMEICT), supports the student teacher community in their efforts to train students on software available in open source. Department of Technical Education through Polytechnics and Engineering colleges has successfully trained more than 7000 students in different FOSS programs in a short duration of six months and stood second in the country. In view of this unique achievement made by the Technical Education Department, IIT Bombay has issued a *letter of appreciation* to the Director.

5) Rashtriya Uchchatar Shiksha Abhiyan (RUSA):

This program aims for the development of higher education in the country by ensuring access, equity and quality. It also aims attain higher levels of access, equity and excellence in the State higher education system with greater efficiency, transparency, accountability and responsiveness.

Programs in Polytechnics: (1) Infrastructure (2) Research, innovation & quality improvement (3) Equity initiatives (4) Leadership developments of Education administrators (5) Support to Polytechnics – Strengthening of existing Polytechnics; Construction of women hostel; Community Development Through Polytechnics; Starting of new Polytechnics

Programs in Engineering Colleges: (1) Creation of University (2) Upgradation of Colleges to Model Colleges (3) Starting of new colleges (4) Infrastructure (5) Research, innovation and quality improvement (6) Equity initiatives (7) Faculty recruitment (8) Leadership developments of Education administrators.

80 Govt. and 43 Aided Polytechnics, 10 Govt. and 4 Aided Engineering Colleges totalling 137, have participated in this program.

3.8.4 Training Cell:

The detailed note on this cell has been explained in the Chapter-2 division 2.7.

3.8.5 Learning Resource and Development Cell:

1) EduSAT Programme:

Knowing the usage of Satellites in Education, the Ministry of Human Resource and Development, Govt of India, has initiated a unique teaching method through the Satellites from October 2002 across the country. Accordingly, the Directorate of Technical Education, Govt of Karnataka has also initiated the teaching programs through satellites since 2008-09. Recent demand for such programs is increasingly more among the student community. So, the Govt thought of having its own studio. Accordingly, the Hon'ble Minister for Higher Education inaugurated "Jnana Tarang" Studio in the premises of the Printing Technology Building, Bangalore. To overcome and enhance the academic excellence among the students coming under the polytechnics of the state, full-fledged programmes were broadcasted from 1-1-2014 onwards. Till now about 1 lakh students from both Govt and Private Polytechnics have benefited by these programmes.

2) 37th State Level Inter-Polytechnic Sports Meet:

To exhibit and to bring out the Sports talents among the student community in the Polytechnics the 37th Sports meet was held successfully in the Govt. Women's Polytechnic Mangalore premises in coordination with the Govt. Polytechnic Bantwal on 1-3-2014.

The Sports meet had as many as 766 boy students, 280 girl students, 16 differently abled students from 50 Govt, 21 Aided, and 15 Private Polytechnics have participated. Moreover, 37 students from the 2 JTS have also participated. In every event of the sports three medals Gold, Silver and Bronze were given. The expenditure amount of Rs. 8.00 lakhs was met out by the Sports Fund of the Directorate.

3) 2013-14 State Level Project Competition and Exhibition "Do It Yourself":

To nurture and exhibit the creativity among the student community every year the State Level Project Competition and exhibition was successfully held in the

Acharya Polytechnics, Soleddevanhalli, Bangalore, during 16-2-2014 to 17-2-2014. In this competition, about 450 students with 158 projects from nine different branches of Engineering and Non-Engineering from 44 polytechnics across the state have participated. From every branch, two best projects were awarded with medals. The expenditure was met out by the Govt head of account No. 2203-00-001-0-01-051(Director and Administration) for Rs. 6.00 lakhs.

3.9 State Technical Education Resources and Information Centre (STERIC)

This centre was established in the year 1984 with the objective to Disseminate Technical Information to the faculty and students of polytechnics. It is a place of learning, which offers every one of its users the opportunity to discover and improve their aptitude in their appropriate field of knowledge.

Objectives of the State Technical Information Centre are-

- To develop adequate source of information source in the fields of Engineering Technology and other allied subjects.
- To provide complete range of information services in Engineering Technology and other allied subjects to both teaching and learning fraternity.
- To serve as a State Technical Information Centre for all Polytechnic Libraries.
- To help to develop the Libraries/Technical Information Centers at all Polytechnics in the States.

Details of Grants for the year 2013-14 (amount in Rs.)

Release letter No. and Date	Head of account 2203-00- 103-0-04	Amount Released	Expenditure in incurred	Balance
No: DTE01BUD-2013, dt. 8-4-2013 No: DTE01BUD-2013, dt. 11-10-13 No: DTE01BUD-2013, dt. 1-8-2013 No: DTE01BUD-2013, dt. 11-10-13	General Expenditure-051	94,000/-	80,298/-	13,702/-
	Travel Expenditure -041	15,000/-	-	15,000/-

Working hours: Monday to Friday 10 am to 5.30 pm Saturday 10.00 to 1.30 pm

Address : I floor, Printing Technology Building, Palace Road, Bangalore-1,
The Chief Librarian's Contact Number: 080-22341059

CHAPTER-4

Other Welfare Activities

4.1 National Service Scheme (NSS):

Under the National Service Scheme, students of polytechnics are being taught about Human Values, Patriotism, Service-motto, Health, Environment Awareness, Personality Development and Leadership qualities along with traditional education during the day-to-day activities and in special camps.

Distribution of volunteers (as per GO):

1) For day-to-day activities:	7900	volunteers
2) Special Camps:	3950	volunteers
3) No. of NSS units:	102	
4) No. of Special Camps held:	76	
5) No. of State Level Camps:	2	
6) No. of Divisional Level Camps:	4	
7) No. of Student's Workshops conducted:	8	

Details of Grants (in lakh Rs.)

Details	Release	Expenditure
Day-to-day activities	18.75	11.58
Special Camps (including camps held at units, zones & State levels)	17.78	17.78
Volunteers Workshops (NSS Fee) including State Youth Workshop	3.12	3.12

4.2 Women's Education:

There are 15 Women's polytechnics and 3 Engineering Colleges in the State. There is no tuition fee for women in the Women polytechnics. In all 30% of seats in the Govt. polytechnics are reserved for the women students for the admission to I semester.

For the year 2013-14:

Details of the No. of Women's Polytechnics and Women's Engineering Colleges in the state with related Statistics are given in the Annexure-9 and Annexure-14 respectively.

4.3 Community Polytechnic Scheme:

Community Polytechnic Scheme is implemented in existing polytechnics with the Central Government's financial assistance, for providing knowledge of technical education to the rural people. There are 63 community polytechnics in the State.

The Objective of these polytechnics is to provide the technical expertise to the people of rural areas for acquiring the self-employment. Which will also benefit the students who have discontinued their education, un-educated youth, SC/ST and other backward community students.

4.4 Facilities to Physically Challenged Students:

Under the Centrally sponsored scheme by MHRD, 25 seats over and above the intake are being filled-up in three Govt. Polytechnics viz., Govt. Polytechnic, Belgaum, Smt. LV(Govt.) Polytechnic, Hassan and Govt. Women's Polytechnic, Mangalore. Apart from this 3% of the total intake in all the Govt. and Pvt. Aided Polytechnics are reserved for the physically challenged students. Further, one Pvt. Aided Polytechnic named JSS Polytechnic for differently-abled in Mysore has been setup exclusively for Physically Challenged students with all the required amenities.

4.5 Students' Scholarship and Encouragement:

During 2013-14, for Below Poverty Line students (80% and above marks in PUC) a incentives and for students of the families of SC/ST who are having income more than Rs. 1.00 lakh for refunding of their fees, a total of Rs.3064.20 lakhs is provided and this programmed is successfully implemented.

4.6 SDP/CGP and EAP programmes:

The Training programmes are conducted for the students of Govt./Aided engineering colleges & polytechnics, to train them in life-leading, inspectional & developmental skills.

4.7 Introduction of "Apthamithra" Scheme:

A scheme named "Apthamithra" has been introduced in the State where the new upcoming colleges shares the labs, workshops and conducting of specialized classes through resource persons from well established Engineering colleges and Polytechnics in the State.

4.8 Officers Inspection Team:

Officers' team has been formed in the Directorate to have surprise visits to inspect both Academic and Administrative related issues persisting in the Technical Institutes. In these inspections one to one interactions with the students is also being done to resolve the student and faculty related issues. This team comprises of Director, One Joint Director, Administrative Officer and One Assistant Administrative Officer and concern staff.

4.9 Transparency in Administration:

To bring about the transparency in administration, the postings for the Teaching Staff have been conducted through counseling, who are, newly recruited by the K.P.S.C into the Department.

4.10 “Sakala” program is implemented from August 16, 2013 in the Department of Technical Education. The following services are rendered for the public from the Directorate of Technical Education. The list, time-schedule and address to approach for the services are displayed in the notice boards of the Directorate.

- 1) Diploma Certificate
- 2) Diploma Marks card
- 3) Diploma marks card Correction/Consolidated certificate
- 4) Diploma Eligibility Certificate
- 5) Migration Certificate
- 6) Diploma Subject Dictionary Attestation
- 7) Diploma marks card/Diploma certificate Genie Verification Certificate
- 8) Xerox copy of Answer book
- 9) Answer book Revaluation
- 10) Duplicate Marks Card Issuing

4.11 New Technical Institutes:

During 2013-14, 2 – Pvt. Polytechnics and 6 - 2nd shift polytechnics & 7 - Private Engineering Colleges and 3 - 2nd shift Engineering Colleges were started.

4.12 Network Facilities:

The Directorate has its website with URL named:

<http://dte.kar.nic.in>

Further, all the Engineering colleges and polytechnics are informed to host their websites, of which 45% of institutions have hosted their websites.

Important website URLs for Higher Education and Technical Education are given below-

http://mhrd.gov.in	— Ministry of Human Resource Development, New Delhi.
http://www.nuepa.org & Administration,	— National University of Educational Planning MHRD, GOI, New Delhi.
http://www.aicte-india.org	— All India Council For Technical Education, New Delhi.
http://www.boatsr-apprentice.tn.nic.in	— Board of Apprenticeship Training, Southern Region, Chennai.
http://www.nitttrc.ac.in	— National Institute of Technical Teachers Education & Research, MHRD, GOI, Chennai.
http://www.isteonline.in	— Indian Society for Technical Education, New Delhi.
http://www.ugc.ac.in	— University Grants Commission, New Delhi.
http://www.barcouncilofindia.org	— Bar Council OF India, New Delhi (Legal Education).
http://www.vtu.ac.in	— Vishveshwaraya Technical University, Belgaum.
http://www.jnanaayoga.in	— Karnataka Knowledge Commission, Bangalore.
http://www.dce.kar.nic.in	— Department OF Collegiate Education, Bangalore.
http://kshec.co.in	— Karnataka State Higher Education Council, Bangalore.

http://kea.kar.nic.in	— Karnataka Examination Authority, Bangalore.
http://www.karnataka.gov.in/dmekarnataka	— Directorate of Medical Education, Bangalore. (for Medical & Nursing related courses)
http://emptrg.kar.nic.in	— Directorate of Employment and Training, Bangalore. (for ITI courses)
http://www.iisc.ernet.in	— Indian Institute of Science, Bangalore. (IISc)
http://www.iimb.ernet.in	— Indian Institute of Management, Bangalore. (IIM)

4.13 Employee's Co-operative Society:

In the Directorate, there is a co-operative society, which is established during 1969. There are 595 members in the society and during 2013-14, Rs.2.70 crores as long term and Rs. 4.00 lakhs as short-term loans are sanctioned among the members. There is share amount of Rs.62.00 lakhs and Rs.26.00 lakhs of Reserve fund is being kept. The society has been awarded 'A' certificate in auditing for this year. Every year honorarium among the members' children is distributed for maximum marks secured in S.S.L.C and Diploma examinations.

ANNEXURE-1

ತಾಂತ್ರಿಕ ಶಿಕ್ಷಣ ಇಲಾಖೆಯ ಅಧೀನದಲ್ಲಿರುವ ಸಂಸ್ಥೆಗಳು
No. of Institutes under the Technical Education Department
2013-14

Administration Type	Engineering Colleges	Polytechnics	Junior Technical Schools	Fine Arts Schools/Colleges	Total
Government	11*	81	6	2	100
University	3**	0	0	0	3
Private Aided	11	44	0	26	81
Private Unaided	181	168	6	49	404
Total	206	293	12	77	588

**1) UVCE, Bangalore 2) UVCE (Evening), Bangalore 3) UBTD, Davanagere *1) SKSJIT (Evening), Bangalore

ANNEXURE-2

ವರ್ಗವಾರು ತಾಂತ್ರಿಕ ಸಂಸ್ಥೆಗಳ ವಿವರ
Classification of Types of Technical Institutes
2013-14

Technical Institutes	Classification				
	Govt.	University	Pvt. Aided	Pvt.	Total
Engineering Degree					
Engineering Colleges	10	2	9	177	198
Women's Engineering Colleges	-	-	-	3	3
Evening Engineering Colleges	1	1	2	1	5
Total	11	3	11	181	206
Diploma					
Co-Education Polytechnics	69	-	42	159	270
Women's Polytechnics	9	-	1	5	15
Evening Polytechnics	1	-	1	4	6
Non- Engineering Polytechnics	2	-	-	-	2
Total	81	-	44	168	293
Others					
Junior Technical Schools	6	-	-	6	12
Fine Arts Colleges	-	-	3	-	3
Fine Arts Schools	2	-	23	49	74
Total	8	-	26	55	89
Total No. of Technical Institutions					588

There are 14 institutes conducting Engineering courses and 12 institutes conducting Diploma courses on 2nd -shift basis.

ANNEXURE-3

ಜಿಲ್ಲಾವಾರು ಪಾಲಿಟೆಕ್ನಿಕ್‌ಗಳು ಮತ್ತು ಇಂಜಿನಿಯರಿಂಗ್ ಕಾಲೇಜುಗಳು

District-wise No. of Polytechnics & Engineering Colleges

2013-14

Sl. No.	District	No. of Polytechnics					No. of Engineering Colleges					
		Govt.	Aided	Pvt.	Total	2 nd Shift Pvt.	Govt.	University	Aided	Pvt.	Total	2 nd Shift Pvt.
1	Bagalkote	4	3	5	12	0	0	0	1	1	2	0
2	Bangalore (R)	0	0	1	1	0	0	0	0	7	7	1
3	Bangalore (U)	10	7	45	62	4	2	2	3	75	82	4
4	Belgaum	2	3	10	15	3	0	0	0	10	10	2
5	Bellary	3	2	9	14	0	1	0	0	3	4	0
6	Bidar	2	1	3	6	0	0	0	0	4	4	0
7	Bijapur	2	0	5	7	0	0	0	0	3	3	1
8	Chamrajnagar	1	0	0	1	0	1	0	0	1	2	0
9	Chikballapur	2	1	2	5	0	0	0	0	3	3	0
10	Chikmagalur	1	1	1	3	0	0	0	0	1	1	0
11	Chitradurga	3	1	4	8	0	0	0	0	1	1	0
13	Davangere	3	2	0	5	1	0	1	0	3	4	0
14	Dharwad	2	3	8	13	0	0	0	1	3	4	0
12	DK	3	3	5	11	0	0	0	0	17	17	6
15	Gadag	2	2	3	7	0	0	0	0	3	3	0
16	Gulbarga	5	2	10	17	0	0	0	1	5	6	0
17	Hassan	4	0	4	8	1	1	0	1	3	5	0
18	Haveri	2	1	2	5	1	1	0	0	1	2	0
19	Kodagu	1	0	1	2	0	1	0	0	1	2	0
20	Kolar	3	0	10	13	0	0	0	0	2	2	0
21	Koppal	3	1	2	6	0	0	0	0	0	0	0
22	Mandya	3	0	3	6	0	1	0	1	2	4	0
23	Mysore	2	4	6	12	0	0	0	3	7	10	0
24	Raichur	3	0	7	10	0	1	0	0	2	3	0
25	Ramnagara	3	0	1	4	0	1	0	0	6	7	0
26	Shimoga	4	3	3	10	0	0	0	0	2	2	0
27	Tumkur	2	1	9	12	2	0	0	0	8	8	0
28	Udupi	2	1	3	6	0	0	0	0	3	3	0
29	UK	4	2	2	8	0	1	0	0	3	4	0
30	Yadgir	0	0	4	4	0	0	0	0	1	1	0
State Total		81	44	168	293	12	11	3	11	181	206	14

There are 14 institutes conducting Engineering courses and 12 Institutes conducting Diploma courses on 2nd shift basis.

ANNEXURE-4

ಕರ್ನಾಟಕ ರಾಜ್ಯದಲ್ಲಿ ವಿವಿಧ ಅವಧಿಗಳಲ್ಲಿ ಪ್ರಾರಂಭಿಸಲಾದ ತಾಂತ್ರಿಕ ಸಂಸ್ಥೆಗಳು

List of No. of Institutions started during various periods in Karnataka

ವರ್ಷ Year	ಇಂಜಿನಿಯರಿಂಗ್ ಕಾಲೇಜುಗಳು Engg. Colleges	ಪಾಲಿಟೆಕ್ನಿಕ್‌ಗಳು Polytechnics	ಕಿರಿಯ ತಾಂತ್ರಿಕ ಶಾಲೆಗಳು Junior Technical Schools	ಲಲಿತಕಲಾ ಶಾಲೆಗಳು Fine Arts Schools	ಒಟ್ಟು ಸಂಸ್ಥೆಗಳು Total Institutes	ಸಂಚಿತ ಮೊತ್ತ Cumulative Total
1947 ಪೂರ್ವ	4	2	0	0	6	6
1947-80	25	26	6	0	57	63
1980-81	12	9	0	0	21	84
1981-82	0	0	0	0	0	84
1982-83	2	4	0	0	6	90
1983-84	0	18	0	0	18	108
1984-85	0	20	0	0	20	128
1985-86	0	22	0	0	22	150
1986-87	6	31	0	0	37	187
1987-88	0	2	0	0	2	189
1988-89	1	4	0	0	5	194
1989-90	0	1	0	0	1	195
1990-91	0	0	0	0	0	195
1991-92	0	2	0	3	5	200
1992-93	0	19	0	0	19	219
1993-94	1	0	0	0	1	220
1994-95	0	0	0	0	0	220
1995-96	2	0	0	0	2	222
1996-97	0	5	0	0	5	227
1997-98	17	5	0	0	22	249
1998-99	1	1	0	0	2	251
1999-2000	6	0	0	0	6	257
2000-01	5	1	0	0	6	263
2001-02	30	0	0	0	30	293
2002-03	7	0	0	0	7	300
2003-04	0	3	0	0	3	303
2004-05	1	0	0	0	1	304
2005-06	3	3	0	0	6	310
2006-07	4	4	1	0	9	319
2007-08	17	25	4	0	46	365
2008-09	14	19	0	0	33	398
2009-10	16	47	1	0	64	462
2010-11	13	14	0	74	101	563
2011-12	8	4	0	0	12	575
2012-13	4	0	0	0	4	579
2013-14	7	2	0	0	9	588
Total	206	293	12	77	588	

There are 14 institutes conducting Engineering courses and 12 Institutes conducting Diploma courses on 2nd shift basis.

ANNEXURE-5

ಪಾಲಿಟೆಕ್ನಿಕ್‌ಗಳಲ್ಲಿ ಛೇದಿಸಲಾಗುವ ಡಿಪ್ಲೊಮಾ ಪಠ್ಯಕ್ರಮಗಳ ವಿವರ
Diploma Courses Offered in Polytechnics
2013-14

Sl. No.	CODE	COURSE
1	A	Electronics & Communication Engineering
2	B	Computer Science & Engineering
3	C	Mechanical Engineering (General)
4	CN	Cinematography (for II PUC –PCM passed candidates only)
5	D	Electrical & Electronics Engineering
6	E	Civil Engineering (General)
7	F	Civil (Draughtsmanship)
8	G	Instrumentation and Control
9	H	Architecture
10	I	Leather Technology
11	J	Automobile Engineering
12	K	Chemical Engineering
13	L	Mechanical Engineering (Machine Tool Technology)
14	MT	Mechanics
15	BT	Bio-Technology
16	M	Textile Technology
17	N	Interior Decoration
18	O	Information Science
19	P	Mining
20	Q	Ceramic Technology
21	R	Civil (PHE)
22	S	Metallurgical Engineering
23	SR	Sound & Recording Engineering (for II PUC –PCM passed candidates only)
24	T	Mechanical Engineering (Heat Power Technology)
25	U	Mechanical Engineering (Instrumentation)
26	V	Mechanical Engineering (Welding & Sheet metal Technology)
27	W	Polymer Technology
28	X	Printing Technology
29	CEE	Civil Environmental

Sl. No.	CODE	NON-ENGINEERING	Remark
1	CP	Commercial Practice	-
2	FT	Apparel Design & Fabrication Technology	-
3	LI	Library Science & Information Management	Pass in II PUC only
4	BA	Business Administration	Pass in II PUC only

ANNEXURE-6

ಉ-ಸರ್ಕಾರಿ ಪಾಲಿಟೆಕ್ನಿಕ್‌ಗಳ ವಿಳಾಸ ಮತ್ತು ಪ್ರವೇಶಾತಿ ಅಂಕಿ-ಅಂಶ

81-Government Polytechnics with Admission Statistics

2013-14

SN	C o d e	Year of Estab lish ment	Names of the Polytechnics	District	Contact Number	Intake	Admis sion	Result Pass % (May '13 Final Sem)
1	151	2008	Govt. Polytechnic, Old Tahashildar Office, Bilagi-587116.	Bagalkot	9916843415, 9448340773	240	195	43.62
2	152	2008	Govt. Polytechnic, Old PWD Compound, Kaladagi Road, Bagalkote	Bagalkot	08354-223030	240	238	65.82
3	164	2009	Govt. Polytechnic, Mantur Road, Mudhol	Bagalkot	9449183602	240	180	53.21
4	178	2009	Govt. Polytechnic, Near Old Bus Stand, Rabakavi-Banahatti, Jamkhandi Taluka	Bagalkot	9449696216	240	164	41.53
5	101	1971	Govt. Institute of Textile Technology, KR Circle Bangalore	Bangalore	080-22263558	60	57	76.92
6	102	1972	S.J.(Govt.)Polytechnic, KR Circle, Bangalore	Bangalore	080-22260508, 22265396	810	780	66.35
7	119	1961	Govt. Women's Polytechnic, Bangalore	Bangalore	080-22282515	330	305	68.42
8	123	1968	Govt. G.R. Institute of Commercial Practice, KR Circle, Bangalore	Bangalore	080-22253240	200	183	61.02
9	125	1972	S.J.(Evening) Polytechnic, KR Circle, Bangalore	Bangalore	9449445919	240	177	28.46
10	126	1971	Govt. Institute of Printing Technology, KR Circle, Bangalore	Bangalore	080-22251480	120	67	61.54
11	127	1971	Govt. RCN Institute of Business Management, KR Circle, Bangalore	Bangalore	080-22371396	60	7	100.00
12	140	1996/ 2008	Govt. Film &TV Technical Institute, Hesarghatta, Bangalore	Bangalore	080-28466768	120	13	70.00
13	175	2009	Govt. Polytechnic, Immadihalli, Bangalore	Bangalore	9449749248	240	219	47.93
14	183	2009	Govt. Polytechnic, Channasandra, Bangalore	Bangalore	080-7251253, 9880547978	240	246	45.05
15	113	1958	Govt. Polytechnic, Belgaum	Belgaum	0831-2461206	420	421	49.89

16	179	2009	Govt. Polytechnic, Athani	Belgaum	9448907601	240	187	60.13
17	104	1943	Govt. Polytechnic, Bellary	Bellary	08392-242195, 08392-242228	400	385	62.08
18	172	2009	Govt. Polytechnic,Kampli	Bellary	9880332158	240	197	62.32
19	174	2009	Govt. Polytechnic,Kudligi	Bellary	9449040005	240	213	61.19
20	115	1960	Govt. Polytechnic, Bidar	Bidar	08482-226442	400	317	44.97
21	181	2009	Govt. Polytechnic, Aurad	Bidar	9886419369	240	192	40.99
22	120	1963	Govt. Polytechnic,Bijapur	Bijapur	08352- 253947,250149	350	349	44.80
23	176	2009	Govt. Polytechnic, Zalaki	Bijapur	9448896878	240	159	40.66
24	130	1983	Govt. Polytechnic, Chamrajnagar	Chamrajna gar	08226-722578	300	313	52.42
25	110	1958	D.A.C.G(Govt.) Polytechnic, Chickmagalur	Chickmagal ur	08262-222411	350	352	56.70
26	107	1950	Govt. Polytechnic, Chinthamani	Chikkaballap ur	08154-252130	420	401	50.97
27	136	1996	Govt. Polytechnic, Bagepalli	Chikkaballap ur	08150-213413	240	171	39.87
28	149	2008	Govt. Polytechnic, Chitradurga	Chitradur ga	9448393253	240	246	47.98
29	168	2009	Govt.Polytechnic, Hosadurga	Chitradur ga	9480542763	240	243	40.00
30	182	2009	Govt. Polytechnic, Hiriyuru	Chitradur ga	9481359019	240	235	43.75
31	103	1947/ 1994	Karnataka (Govt.) Polytechnic, Mangalore	D.K	0824-2213580, 2211636	460	477	69.09
32	124	1946	Govt. Polytechnic for Women, Mangalore	D.K	0824-2482334	200	178	49.69
33	163	2008	Govt. Polytechnic, Bantwala	D.K	08255-230660	240	224	55.49
34	106	1970	D.R.R.(Govt.) Polytechnic	Davangere	08192-254074	380	378	61.33
35	170	2009	Govt. Polytechnic,Guttur, Harihara	Davangere	9448875522	240	252	57.75
36	173	2009	Govt. Polytechnic, Harappanahalli	Davangere	9448875522	240	237	62.94
37	121	1963	Govt. Women's Polytechnic, Hubli	Dharwad	08192-262562	300	274	50.99
38	171	2009	Govt. Polytechnic, Hubli	Dharwad	9449302719	240	250	49.78
39	147	2008	Govt. Polytechnic, Gadag- Betageri	Gadag	08372-246486	240	222	37.19
40	148	2008	Govt. Polytechnic, Gajendragad, Ron Taluka	Gadag	08381-290458	240	209	40.51

41	109	1955	Govt. Polytechnic, Gulbarga	Gulbarga	08472-221871	360	336	52.44
42	141	1999	Govt. Polytechnic for Women, Gulbarga	Gulbarga	08472-256418	210	110	53.98
43	161	2007	Govt. Polytechnic, Afzalpur.	Gulbarga	9945896510	240	166	51.95
44	166	2009	Govt. Polytechnic, Kalagi	Gulbarga	9845852889	240	184	49.52
45	180	2009	Govt. Polytechnic, Surapura	Gulbarga	9448251589	240	150	39.50
46	105	1949	Smt.L.V.(Govt.) Polytechnic, Hassan	Hassan	08172-240622	360	368	59.62
47	132	1985	Govt. Polytechnic for Women, Hassan	Hassan	08172-68349	200	100	65.65
48	153	2008	Govt. Polytechnic, Beluru	Hassan	08177-222303	240	252	62.29
49	154	2008	Govt. Polytechnic, Holenarsipura	Hassan	08175-272717	240	252	53.46
50	150	2008	Govt. Polytechnic, Hanagal,	Haveri	08379-262349	240	203	32.39
51	185	2009	Govt. Polytechnic, Bankapura	Haveri	08378-254326	240	189	48.85
52	118	1961	Govt. Polytechnic, Kushalnagar, Somwarpet Taluka	Kodagu	08276-272335	300	312	53.61
53	131	1957	Govt. School of Mines, KGF-563118, Bangarpet Taluka	Kolar	9448813564	160	152	48.54
54	156	2008	Govt. Polytechnic, Mulbagal,	Kolar	9449179483	240	238	56.86
55	169	2009	Govt. Polytechnic, KGF, Bangarpet Taluka	Kolar	9449179483	240	248	67.35
56	137	1996	Govt. Polytechnic, Koppal	Koppal	08539-231544	180	156	51.61
57	138	1960	Govt. Polytechnic, Kushtagi	Koppal	9448293610	180	117	38.29
58	165	2009	Govt. Polytechnic, Kaaratagi, Gangawati Taluka,.	Koppal	9481286369	240	155	53.21
59	116	1960	Govt. Polytechnic, K.R.Pet	Mandya	08230-262618	300	313	49.87
60	157	2008	Govt. Polytechnic, Arakere, Srirangapatna	Mandya	08236-259469	240	252	55.36
61	158	2008	Govt. Polytechnic, Nagmangal	Mandya	9880451356	240	252	43.26
62	108	1954	CPC(Govt.) Polytechnic, Mysore	Mysore	0821-2441444	540	520	58.54

63	160	2008	Govt. Polytechnic, Mirle, K.R.Nagara Taluka	Mysore	9902956953	240	252	28.99
64	117	1961	Govt. Polytechnic Raichur	Raichur	08532-240282	300	304	53.20
65	146	2008	Govt. Polytechnic, Lingasuguru,	Raichur	08532-7274040	240	193	62.50
66	184	2009	Govt. Polytechnic, Devadurga	Raichur	9448587597	240	150	72.07
67	111	1959	Govt. Polytechnic, Channapatna-571501	Ramanagar a	080-7251253	340	355	52.74
68	142	2001	Govt. Polytechnic for Women, Ramanagar	Ramanagar a	080-7276032	180	160	71.88
69	159	2008	Govt. Polytechnic Ramnagara	Ramanagar a	080-7274040	240	252	66.47
70	128	1950	Govt. VISSJ Polytechnic, Bhadravathi-577301	Shimoga	08282-271925	240	225	62.03
71	135	1991	Govt. Residential Women's Polytechnic, Shimoga	Shimoga	08182-250365, 250378	260	162	57.22
72	139	1996	Govt. Polytechnic, Soraba	Shimoga	99601609932	240	174	64.24
73	143	1996	Govt. Women's Polytechnic, Shiralakoppa, Soraba Taluka	Shimoga	9886589089	240	169	47.19
74	112	1950	Govt. Polytechnic, Tumkur	Tumkur	0816-2278441	360	374	54.42
75	155	2008	Govt. Polytechnic, Turuvekere-572227	Tumkur	08139-287274	240	251	59.31
76	114	1958	Govt. Polytechnic, Karwar	U.K	08382-226343	360	301	43.79
77	162	2008	Govt. Polytechnic, Joaida	U.K	9448314921	240	168	32.95
78	167	2009	Govt. Polytechnic, Mundgod,	U.K	9448584695	240	166	38.84
79	177	2009	Govt. Polytechnic, Malavalli, Siddapura- 581355	U.K	9482205080	240	186	48.94
80	144	2007	Govt. Women's Polytechnic, Karkala- 574104, Udupi Dist	Udupi	08258-231340	240	15	59.38
81	145	2008	Govt. Polytechnic, Udupi	Udupi	9448888621	240	207	49.23

ANNEXURE-7

ಛಿಛಿ-ಅನುದಾನಿತ ಪಾಲಟೆಕ್ನಿಕ್‌ಗಲ ವಿಲಾಸ ಮತ್ತು ಪ್ರವೇಲಾತಿ ಅಂಕಿ-ಅಂಶ

List of 44-Aided Polytechnics with Admission Statistics

2013-14

S N	Year of Establishment	Code	Names of the Aided Polytechnics	District	Contact Number	Intake	Admission	Result Pass % (May '13 Final Sem)
1	1958	205	BVVS Polytechnic, Bagalkote	Bagalkote	08354-220879, 225923/94488972 56	480	430	50.00
2	1983/94	319	CVC (CV Charanthimath) Rural Polytechnic, Hungund	Bagalkote	08351-200149 /9342018903	280	229	39.02
3	1983	320	SR VASTRAD RURAL Polytechnic, Guledgudda.	Bagalkote	08354 250493 /9448972534	255	188	49.46
4	1958	203	APS Polytechnic, Somanahalli, Kanakpura Road, Bangalore	Bangalore	080-28432234, 080-28432902	380	312	51.93
5	1958	204	MEI Polytechnic, RAjajinagar, Bangalore	Bangalore	080-23351919	330	341	61.23
6	1975	207	MEI (Evening) Polytechnic, Rajajinagar, Bangalore	Bangalore	080-23351919	110	86	15.00
7	1983	330	Impact Polytechnic, Kodigehalli, Bangalore	Bangalore	080- 23334101,233070	470	319	44.11
8	1983	331	AL-Khateeb Polytechnic, Bangalore	Bangalore	23334101-2330702	340	165	37.31
9	1985	364	Sri.Venkateswara Polytechnic, Bangalore	Bangalore	080- 27828758/548	145	155	53.46
10	1987	433	PVP Polytechnic, Jnanabharathi Bangalore	Bangalore	080-23512464	510	485	55.28
11	1980/94	303	Maratha Mandal Polytechnic, Belgaum	Belgaum	0831-2471395 /9845448643	300	345	49.77
12	1982/94	312	Gomatesh Polytechnic, Belgaum	Belgaum	0831-2495129, 2464064/9449479 123	560	358	42.66
13	1984/94	315	Motichand Lengade Bharatesh Polytechnic, Bharatesh Nagar, Belgaum	Belgaum	08031-2490230, 2490030	520	465	50.29
14	1983	316	TMAE Society Polytechnic, Hospet	Bellary	08394-265097/ 9448444144	280	235	47.93
15	1985	363	SES Polytechnic, Siruguppa (Sirguppa Education Society)	Bellary	08396-220999, 08396-220466 / 9448234903	285	235	50.17
16	1982	310	J N Polytechnic, Thanakushnoor	Bidar	08485 288827/ 9448579651	240	240	25.35
17	1983/93	332	KVT Polytechnic, Chickballapur	Chikballapur	08156-263087/ 9972152991	250	214	26.60
18	1985	353	SJM Ploytechnic, Birur	Chickmagalur	08194-233073/ 9945261006	200	169	24.00
19	1983/94	321	SJM Polytechnic, Chitradurga	Chitradurga	08195 223516 / 9448812835	240	230	34.81

20	1984	337	SN Moodbidri Polytechnic, Moodbidri	D.K	0824-2252696 / 945401699	390	350	49.72
21	1984/93	338	KVG Polytechnic, Sullya	D.K	08257 230258, 232358 /9481023158	350	310	52.13
22	1984	340	SNS Polytechnic, (Sri Niranjan Swamy) Sunkadakatte, Bajpe, Mangalore Taluka	D.K	94801 59570	250	232	52.82
23	1980/94	302	STJ Polytechnic, Harapanahalli	Davangere	08398 280232 / 8095426359	240	249	29.03
24	1984/94	335	Bapuji Polytechnic, Shabanur, Davangere	Davangere	08192-262528,262562	370	356	50.47
25	1956	202	JSS's KHK Institute of Engineering, Dharwad	Dharwad	0836-2468654	541	525	51.22
26	1986	404	SGEES' Rural Polytechnic, Tarihal, Hubli	Dharwad	0836-2310379 / 9880510021	340	192	28.46
27	1980/94	301	Tippu Shaheed Institute of Technology, Hubli	Dharwad	0836-2205697 / 9902672038	280	216	37.37
28	1980	304	RTES Rural Polytechnic, Hulkoti	Gadag	08372-289096, 94811 27806	135	96	29.79
29	1983/94	333	Anjuman-E-Islam Polytechnic, Gadag	Gadag	08372 232212 / 9448236321	440	303	40.70
30	1979	307	KCT Polytechnic, Gulbarga	Gulbarga	08472 258060 / 9342352246	330	312	36.40
31	1983/94	323	Nutan Vidyalaya Society's Polytechnic, Gulbarga	Gulbarga	08472-221670 /9448778606	360	247	36.47
32	1982	311	MVP Rural Polytechnic, Haunsabhavi	Haveri	08376 2899032,289044/ 9448728826	240	239	27.81
33	1984/94	351	VGET'S Dr. G S Melkote Rural Polytechnic, Kukanoor	Koppal	08534-230240 / 9900523852	200	140	43.65
34	1981	208	JSS Polytechnic for Women, Mysore	Mysore	0821 2548311 /	390	348	67.87
35	1991	210	JSS Polytechnic for Differently Abled, Mysore.	Mysore	0821-2548315	220	193	40.00
36	1983/2001	324	JSS Polytechnic, Nanjangudu.	Mysore	08221 226491	360	331	40.37
37	1983/96	325	D.Banumaiah Polytechnic, Mysore	Mysore	0821-245317, 2452790, 9844028622	300	273	40.37
38	1980/94	308	Sanjay Memorial Polytechnic, Sagar	Shimoga	08183-226034	300	306	44.60
39	1984	346	DVS Polytechnic, Shimoga	Shimoga	08182-224729	160	164	38.89
40	1985	371	Sahyadri Polytechnic, Thirthahalli	Shimoga	08181-227115	265	221	43.59
41	1980/94	306	HMS Polytechnic, Tumkur	Tumkur	9449305305, 988612182	345	322	34.28
42	1983	327	R N Shetty (Modern Education Society) Polytechnic, Sirsi-581402	U.K	08384-236998/237413	300	268	39.79
43	1985	370	Shree Vidyadhiraj Polytechnic, Kumta-581362	U.K	08386-222228,223497	255	239	49.05
44	1983/94	309	NRAM Polytechnic, Nitte-574110, Karkal Taluka	Udupi	08258 – 281263 /264	340	287	61.36

ANNEXURE-8

೧೬೮-ಖಾಸಗಿ ಅನುದಾನರಹಿತ ಪಾಲಿಟೆಕ್ನಿಕ್‌ಗಳ ವಿಳಾಸ ಮತ್ತು ಪ್ರವೇಶಾತಿ ಅಂಕಿ-ಅಂಶ
168-Private Unaided Polytechnics with Admission Statistics
2013-14

S N	C o d e	Year of Establi shment	Name of the Polytechnic	District	Contact Number	Intake	Admis sion
1	511	2009	KLE Society Polytechnic, Mahalingapura-587312, Mudhol Taluka	Bagalkote	08353-256177	300	272
2	512	2008	JV Mandal Polytechnic, Terdal-587315, Jamkhandi Taluka,	Bagalkote	08353-271566	200	92
3	523	2009	Margaradarshan Polytechnic, Ilkal-582125, Hungund Taluka	Bagalkote	9663025193	300	109
4	550	2010	Vidhya Prasarak Mandal Polytechnic, Bagalkote.	Bagalkote	08354-645404/9886120722/ 9741730768	135	63
5	133	1983	Karnataka Institute of Leather Technology, Tannery Road, Kadugondanahalli, Lidkar Complex, Bangalore - 560 045	Bangalore	080-25441300	60	13
6	305	1980/94	Dayananda Sagar Institute of Technology Polytechnic, Shavige Malleshwara Betta, Kanakpura Road, Bangalore-560078 (II Shift)	Bangalore	080-26660789 / 26662206 9343781333	390	280
7	314	1983	PES Polytechnic, Banashankari I stage, Hanumanth Nagar, Bangalore-560050	Bangalore	080-26600648	300	251
8	362	1985/94	VETBVL Polytechnic, #18,14th Main, J.P.Nagar 2nd Phase, Bangalore-560078	Bangalore	080-26586808, 26584760	305	225
9	365	1985	Adarsha Polytechnic, 12th Cross, I Block, RT Nagar, Bangalore-560032	Bangalore	080-23332789	160	102
10	366	1985	MVJ Polytechnic, Chennasandra, White Field Road, Bangalore-560067	Bangalore	080-28451671	465	298
11	367	1985	Sri.Venkata Raju Polytechnic, JP Nagar, VI Stage, Bangalore-560078	Bangalore	080-41722112, 26539052	370	220
12	372	1985	Reddy Jana Sangh (RJS) Polytechnic, Site No. 1, 16th Main, 3rd Block, Kormangala, Bangalore-560034	Bangalore	080-25529873, 25533650, 25534194	440	381

13	382	1986	SJE (Sri Jayachamrajendra Education Society), Society Polytechnic, Medahalli, Old Madras Road, Bangalore-49	Bangalore	080-25613118	345	233
14	388	1986	IR Polytechnic,# 195, Peenya III stage, Bangalore-560058	Bangalore	080 28394570	510	265
15	390	1986	Nadgir Day Polytechnic, Near Modi Eye Hospital, Manjunathnagar, Bangalore-560010	Bangalore	080 23387333	370	191
16	394	1986	KIET Polytechnic , Bangalore-32	Bangalore	080-26666773, 26666702	390	153
17	400	1986	The Oxford Polytechnic, I stage, JP Nagar, Bangalore-560050	Bangalore	080-22452500-04	630	551
18	401	1994	Ghousia Polytechnic for Women's, Hosur Road, Bangalore-560029	Bangalore	080-25536957 / 25536527 9986765318	300	194
19	408	1986	Hindustan Electronics Academy (HEA) Polytechnic, Chinnapanahalli, Marath halli Post, Bangalore-560037	Bangalore	080-25238650, 25232217	430	217
20	413	1987	M N Technical Institute, Kamagodanahally Bangalore-560015	Bangalore	080 28388843	460	330
21	430	1987	SGReddy Polytechnic, N0 111/1, Munnekolal,Marathalli Post, Bangalore-560 037	Bangalore	080-25234816	225	138
22	434	1987	Acharya Polytechnic, Soladevanahalli, Heasaraghatta, Bangalore	Bangalore	080-23720009, 28393542	1010	798
23	435	1987	BTL Polytechnic, Bommasandra, #259-B, Industrial Estate, Bangalore-562158	Bangalore	080-27835250	180	152
24	437	1988	Raman Polytechnic, Kamakshi Palya, Magadi Road, Bangalore-560079	Bangalore	080-23488623	415	186
25	441	1986	Nadgir (Evening) Polytechnic, Near Modi Eye Hospital, Manjunathnagar, Bangalore-560010	Bangalore	08160-2284425	300	124
26	450	1986	RES Polytechnic,No5, Sunkadkatte, Magadi Road, Bangalore-560091	Bangalore	080-23289424 / 9845075974	540	285
27	451	1992	Baldwin Polytechnic, BBHS Campus, Bangalore-560025	Bangalore	080-22222095/ 9448388079	270	144
28	453	1992	CSI Goodwill Polytechnic for Women, Frazer Town, Bangalore.	Bangalore	080-2448180 / 2442832	195	59

29	455	1992	SVK (Sahakari Vidya Kendra) Polytechnic, No. 3, 41st Cross, East End Main, 9th B Block, Jayanagar, Bangalore-560011	Bangalore	080-2476347	145	59
30	461	1992	Rajiv Gandhi Polytechnic, Balgangadhar Nagar, Malathhalli Layout, Bangalore	Bangalore	080-41432948 / 9741964096	405	390
31	464	1992	Vidya Vikas Polytechnic, Nayundanhalli, Mysore Road, Bangalore	Bangalore	080-28604139 / 9880292380	160	NA
32	465	1992	Kammavary Sangha Polytechnic, No.14, Raghuvan Halli, Kanakpura Road, Bangalore-62	Bangalore	080-28435724	285	297
33	467	1993	Vasavi Gnyaanpeeth Polytechnic, CA10No.40, Vijaynagar, Bangalore-560040	Bangalore	080-22795256, 22795255	160	126
34	468	1992	BSF Institute of Technology Polytechnic, Yelhanka Air force Post, Bangalore	Bangalore	080-28478393	300	179
35	469	1996	TES Polytechnic, Bommenahalli, Budigere cross, Manduru, , Bangalore-	Bangalore	080-25450856 / 9448607712	320	142
36	470	1991	The Oxford (Evening) Polytechnic, I Stage, JP Nagar, Bangalore-78	Bangalore	080-23203363	360	148
37	471	1994	Kalabyraveswara Polytechnic, Hesaraghatta, Bangalore	Bangalore	08332 226735, 227272	470	201
38	473	1996	Bhuvan Polytechnic, Venkatala, Yelahanka Bangalore-560064	Bangalore	080-23600732	580	413
39	476	1997	MS Ramaiah Polytechnic, MSRIT Campus, Bangalore-560054	Bangalore	08236-298751, 298839	380	364
40	480	1998	GTTC Women's Polytechnic, Rajajinagar, Bangalore-560044	Bangalore	080 25245225	50	51
41	482	2000	SCT Polytechnic, Kaggadasapura, Vignyan Nagar, Bangalore-560075	Bangalore	080-26651497	400	217
42	484	2003	BES Institute of Technology Polytechnic, 16th Main, 4th Block, Jayanagar, Bangalore-560011	Bangalore	08134-253695	260	175
43	487	2009	Sree Krishna Polytechnic, 17th Mile, Sarjapur Road, Chikkabelandur, Bangalore	Bangalore	080-65717393	430	263
44	499	2008	East West Polytechnic, Sy.No.63,Off Magadi Road, Bharatnagar, Bangalore	Bangalore	080-23286732 / 9880456955	520	553
45	518	2008	PES (Evening) Polytechnic, Banashankari I stage, Bangalore	Bangalore	080-26600648	160	59

46	535	2009	Panchasheela Polytechnic, Bangalore	Bangalore	9448669359	300	94
47	538	2005	Sri Krishna Polytechnic, Chimney hills, Pipeline Road, Chikbanavara, Bangalore-560090	Bangalore	9164007400	200	76
48	544	2010	R.R. Polytechnic, Chickbanavara, Bangalore	Bangalore	9845172776	450	358
49	552	1986	Mehmood Sharief Polytechnic, (CMA) Rehaman Khan Road, Yeshwanthpura, Bangalore-560022	Bangalore	080-23374274	120	58
50	565	2012	Ashoka Polytechnic No. 42, Kammagondanahalli, 100 Feet Road (Forest Road), Jalahalli West, Bangalore-560015	Bangalore	94480 54653, 96111 12794	300	175
51	566	2012	Dr Sri Sri Sri Shivakumar Mahaswamy Polytechnic, Byranayakanahalli, Nelamangala Taluka, Bangalore Rural – 562132	Bangalore Rural	080-27739251/52	300	123
52	377	1995	SNJP's, SJM Polytechnic, Bypass Road, Widia Township, Nelamangala	Bangalore Rural	080-7722601	315	153
53	339	1984	KLE Society's CB Kore Polytechnic, Chikodi-591201	Belgaum	08338-272059 / 272124	550	464
54	349	1984/ 1994	Raibag Polytechnic, Raibag-591317	Belgaum	08331-293987	260	134
55	389	1986	RN Shetty Polytechnic, Shivbasav Nagar, Belgaum-590010	Belgaum	08384-236961	400	377
56	414	1986	SNM Trust SNJ Polytechnic, Nidasoshi-591236, Hukkeri Taluka	Belgaum	08333 278883, 278884	590	382
57	457	1992	KLS Shri Vasant Rao Potdar, Polytechnic, Tilakvadi, Belgaum-590006	Belgaum	08392 266331	250	258
58	472	1994	SLJ (Sri Lakshmanarao Jarakiholi) Polytechnic, Vidhyanagar, Gokak- 591307	Belgaum	080-8462588	260	148
59	500	2008	KLS Society Polytechnic, Bailhongal-591102, Belgaum	Belgaum	08288-292434 / 9343487323	260	162
60	527	2009	S.G.E.S Dr.N.A Mugdam Polytechnic, Ankli-591213	Belgaum	08338-25225	280	101
61	528	2009	B.T.Patil & Sons Polytechnic, Stavanidhi, Nippani-591237	Belgaum	0831-2455970	280	185
62		2013	<i>Jain Polytechnic, No. 19/1, Peeranwadi, Belagum-590014 (New 2013-14)</i>	<i>Belgaum</i>	<i>0831-2411407</i>	<i>300</i>	<i>265</i>

63	446	1988	Sandur Education Society Polytechnic, Yeshwantnagar, Sandur	Bellary	08395-276063/64	255	236
64	459	1992	Sanjay Gandhi Day Polytechnic, Bellary	Bellary	08392 - 266331	780	720
65	479	1997	Sree Veerashiva V.V. Sangh's Polytechnic, Contanment, VEC Campus, Bellary-583104	Bellary	08392- 242185	400	271
66	486	2003	SR (Sri Renuka) Integrated Rural Polytechnic, Hagribommanahalli, Bellary	Bellary	08397-238145	250	
67	494	2006	Rajiv Gandhi Institute of Steel Technology, Vidyanagar, Tornagallu	Bellary	08395 – 266554/266555	120	115
68	506	2008	Sanjay Gandhi (Evening) Polytechnic, Bellary	Bellary	08392-266311	240	45
69	508	2008	TMAE Society's , Sir M Visvesvarayya Polytechnic, Hospet	Bellary	08394204366/962 0602752	300	
70	520	2009	Smt Rajarajeshwari Polytechnic, Bellary	Bellary	9538225552	420	201
71	542	2009	Jnana bharathi Polytechnic, Kudligi	Bellary	9448520324	180	74
72	396	1986	Nittur Education Society's, Nittur, Polytechnic, Bidar-585401	Bidar	08482 230768	210	156
73	438	1987	Haralaiah Polytechnic, Bhalki, Bidar	Bidar	08484 262356	240	189
74	530	1992	HKDET Polytechnic, Humnabad	Bidar	08483-203261/ 9902513367	420	239
75	329	1983	Mallik Sandal Polytechnic, Bijapur	Bijapur	088352 278627	700	466
76	393	1986	BLDE Associations' Polytechnic Bijapur	Bijapur	08352 261649	600	541
77	507	2008	Sri Shubhash Nagur Memorial (SSNM) Polytechnic, Bijapur	Bijapur	08352-25345 / 9902658194	280	206
78	553	2010	Smt. Tharabai Malakana Gowda Patil Polytechnic, Thalikota, Bijapur Dist.	Bijapur	9480287411	200	56
79	551	2011	S.P.V.V. Sangha New Polytechnic, Sindagi-586128, Bijapur Dist.	Bijapur	3880062164	200	197

80	498	2007	BGS Polytechnic, Chickballapura	Chickballapur	080-23286732, 23288237, 23288899	540	563
81	519	2009	Hightech Polytechnic, National College Circle, Edagur Road, Maralur Cross, Gauribidanur, Chikkaballapur Dist	Chickballapur	9164067954	300	103
82	440	1987	Adhichunchanagiri Polytechnic, Chickmagalore	Chickmagalur	082622203/ 9945527495	240	192
83	375	1985	SJM Polytechnic, Challakere	Chitradurga	08195 223516	240	153
84	423	1986	Gnana Vikas Polytechnic, Chitradurga	Chitradurga	08194 235080	340	277
85	513	2008	St.Mary's Polytechnic, Jogimat Road, Chitradurga	Chitradurga	08194-264685	240	172
86	517	2008	Sri Mallikarjuna Polytechnic, N H-13, Chitradurga	Chitradurga	08194-230653	140	76
87	391	1986	Vivekananda Polytechnic, Puttur	D.K	08251 233698	340	278
88	492	2006	Prasanna Polytechnic, Ujire, Belthangadi Taluka	D.K	0824 2284710	420	286
89	493	2006	PA Polytechnic, Monte Padar Post, Kairangal Village, Bantwal, Mangalore	D.K	9449157274	420	352
90	497	2007	SDM Technical Institute Polytechnic,D.K	D.K	08156 263181	180	185
91	536	2009	Karavali Polytechnic , Mangalore	D.K	825832599	600	349
92	341	1984	KLE Society's Polytechnic, Vidyanagar, Hubli-580031	Dharwad	0836 2372204	755	610
93	460	2009	Nalanda Foundation's Polytechnic, PB Road, Hubli-580024	Dharwad	0836-2321328	170	115
94	466	1993	St. Johns Polytechnic, Keshvapura, Hubli-580033	Dharwad	0836-2286174	120	64
95	496	2007	Anjuman Polytechnic, Ayodhyanagar Hubli	Dharwad	0836-2201085	300	193
96	501	2008	Oxford Polytechnic, Pale Village, Hubli Taluka, Hubli	Dharwad	0836- 230329/94488112 66	480	250

97	505	2008	Mount Faran Polytechnic, Anand Nagar Road, Hubli	Dharwad	08392-266331, 267833	420	201
98	515	2008	AGM Rural Polytechnic, (AS Gundaranhandi) Navagrha Kshetra, Varur-581207	Dharwad	9741620970	240	109
99	555	2010	DBHP Sabha Gangadhar Polytechnic, Mommigatti, Dharwad	Dharwad	0836-2448003/ 8197724951	200	121
100	386	1985	STSKK Polytechnic , Gadag, Bategeri-582101	Gadag	08372 234630	300	232
101	534	2009	B.C.N Polytechnic, Lakshmeswar, Gadag	Gadag	0837-2230338	360	134
102		2013	<i>Visveswaraiah Polytechnic, Hubli-Sholapur NH, Naragund, Gadag Dist. (New 2013-14)</i>	<i>Gadag</i>		180	61
103	359	1984/ 1998	HKES Women's Polytechnic, Gulbarga	Gulbarga	08473-255963	540	364
104	380	1985	N E Society Polytechnic, Rajapur, Gulbarga	Gulbarga	08472-248127	200	95
105	385	1985	SSS (Sri Shanmuga Shivayogi) Rural Polytechnic, Jewargi	Gulbarga	08442-236056	230	122
106	397	1986	HKE Society Co-ed Polytechnic, Gulbarga	Gulbarga	08472 232465	540	364
107	529	2009	Imran Polytechnic, Gulbarga	Gulbarga	973947431	310	105
108	531	2009	Sri Shetty Polytechnic, Kusnoor Village, Shabad Road, Gulbarga	Gulbarga	8472223835	420	270
109	532	2009	R.M. Polytechnic, Gulbarga	Gulbarga	0816-9343995632	240	189
110	559	2010	Y.K.D. Polytechnic, Kapnoor Village, Gulbarga	Gulbarga	9448121743	240	210
111	560	2010	Balaji Polytechnic, Nandikur, Gulbarga	Gulbarga	9742194877	180	130
112	561	2010	Kedar Lingaiah Hiremat Polytechnic, Jewargi, Gulbarga	Gulbarga	9448220004	240	128
113	398	1994	Sri Bahubali Polytechnic, Shravanabelagola	Hassan	01876-257274	295	210

114	504	2008	Sri Vidhyanikethan Polytechnic, Hassan	Hassan	9972024846 / 8172245858	470	187
115	524	2009	Rajeev Polytechnic, Hassan	Hassan	9448720237	600	537
116	564	2011	West Hills Polytechnics Aralabargur, Chennarayapatna, Hassan	Hassan	9341624391	240	73
117	342	1984	KLE Society C B Kolli Polytechnic, Haveri	Haveri	08375 232287	330	213
118	540	2009	K.V.Polytechnic,Ranibennur	Haveri	9844035023	300	179
119	402	1986	Cauvery Polytechnic, Gonikoppal, Virajpet Taluka, Kodagu	Kodagu	08274-24775	210	141
120	368	1994	Bharath Polytechnic, Bangarpet	Kolar	08153-255566	310	175
121	383	1985	(AE & CS) PAVAN Polytechnic, Pavan Nagar, Kolar	Kolar	08153-316548, 9448943656	240	193
122	412	1986	Ramakrishna Polytechnic, Srinivasapur	Kolar	08157 246279	260	63
123	416	1986	KJTET Polytechnic, Mulbagal	Kolar	08159-243249	250	127
124	427	1986	Ananda Marga Polytechnic, Malur	Kolar	08151-21148,211482	405	81
125	503	2008	Mother Theresa Polytechnic, Kolar	Kolar	9738361486	170	172
126	516	2008	Vijayalakshmi Polytechnic, Palar Nagar, KGF, Bangarpet Taluka	Kolar	8153263222	400	74
127	526	2009	Vinayaka Polytechnic, KGF, Bangarpet Taluka	Kolar	815326083	420	189
128	545	2010	Sri Sai Krish Polytechnic, Urganur, KGF-563120	Kolar	9449466902	300	142
129	546	2011	Sri Siddhartha Polytechnic, Hanchalagata, Bangarpet Taluk	Kolar	9742749001	300	61
130	525	2009	M.S.M.S Rural Polytechnic Marali, Gangawati	Koppal	9945304107, 08153270975	330	61

131	554	2010	Gulgannanavar Polytechnic, Koppal	Koppal	9741727978	300	128
132	410	1986	BET Polytechnic , K.M Doddi, Maddur Taluk	Mandya	08232-245017, 245016	490	365
133	477	1997	SET Polytechnic, Melukote, Pandavapura Taluka	Mandya	0820-2530232	540	324
134	541	2009	SJBS Polytechnic, B.G.Nagar, Nagamangala Taluka	Mandya	9986714749	300	230
135	445	1984	SGM (Sri Guru Malleshwara) Polytechnic, Devannur, Nanjangud Taluka	Mysore	08395 – 276063	180	155
136	418	1986	JSS Mahavidya Peetha's Polytechnic, Mysore	Mysore	0821 2517110	360	360
137	444	1986	Srimath Polytechnic, Mysore	Mysore	08226-222572	160	107
138	454	1992	Farooqia Polytechnic for Women, Mysore	Mysore	9945958035	90	54
139	456	1991	Vidya Vikas Educational Trust Polytechnic, Indira Nagar Mysore	Mysore	0831 2405505	430	304
140	488	2005	Vidhya Vardhaka Polytechnic, Mysore	Mysore	9449305305, 9886121682	285	228
141	406	1986	HKE Societys' Polytechnic, Raichur	Raichur	08532 251110	270	198
142	521	2009	SDMT Polytechnic, PWD Camp, Ring Road, Sindanur-584 128	Raichur	0853 221124, 9916261174	360	95
143	522	2009	Tagore Memorial Polytechnic, Raichur	Raichur	9964176853	240	NA
144	547	2010	JRD Polytechnic, Valkamdinni, Raichur-Sindhanur Road, Pothnal, Raichur Dist	Raichur	9741678863	300	32
145	548	2010	Sri Sanjeev Polytechnic, Lingasagur	Raichur	9845191374	290	178
146	549	2010	Smt. Siddamma Sanganna Meti Polytechnic, Lingasagur	Raichur	9448128013	300	111
147	509	2008	Shanthinikethan Polytechnic, B-M Road, Vivekanandnagar Ramnagar.	Ramnagar	9844506605	360	314

148	356	1984/ 1987	TMAE Societys' Polytechnic, Bhadravathi	Shimoga	08282-266348	220	171
149	502	2008	DS Dinakar National Polytechnic, JNNCE Campus, Shimoga	Shimoga	8182266409	360	264
150	563	2011	PES Polytechnic, (Prerana Education Society) Shimoga	Shimoga	08182640807, 9448859042	300	330
151	326	1988	Arya Bharathi Polytechnic, B-H Road, Tumkur-572101	Tumkur	0816-6532033	540	466
152	347	1984/ 1997	MES Polytechnic, Madhugiri- 572132	Tumkur	08137-282707	360	210
153	442	1988	Siddaganaga Polytechnic, Opp. APMC Yard, Batwadi, Tumkur	Tumkur	0821-2485216	390	393
154	485	1983	Sri Siddarameshwara Polytechnic, Hassan Road, Tiptur-572201	Tumkur	08397-238115	340	314
155	491	2006	HMS Rural Polytechnic Manchakalkuppe, Tumkur	Tumkur	08256 236808	460	330
156	510	2008	Kempegowda Memorial Polytechnic, Tumkur	Tumkur	9008811278	240	76
157	533	2009	Sridevi Polytechnic, Tumkur	Tumkur	9686114809	480	421
158	539	2009	Sri Mahalakshmi Polytechnic, Goravanahalli, Tumkur	Tumkur	9741637235	360	155
159	543	2009	Rudramuni Swamy Rural Polytechnic, Kotenayakanahalli, Tumkur	Tumkur	9902726631	300	166
160	354	1984	Sri Ulavi Chennabasweshwar (SUC) Polytechnic, Nirmalnagar, Dandeli-581325	U.K	08284- 230059/94491758 75	180	111
161	447	1987	RN Shetty Rural Polytechnic, Murudeshwar- 581350, Bhatkal Taluka	U.K	080-23484814, 23289424	570	405
162	369	1985	Dr.TMA Pai Polytechnic, Manipal- 576119	Udupi	08252-570021	420	351
163	478	1996	Indira Shiva Rao Polytechnic, Udupi	Udupi	08392 242462	200	91
164	495	2007	Kamath Institute of Technology Polytechnic, Kundapura	Udupi	08259- 266554,266555, 266556	360	184
165	344	1984	VES's Yadgir Polytechnic, Opposite Railway Station, Yadgir	Yadgir	08473-253402	420	225
166	514	2008	Niveditha Polytechnic, Station Area, Yadgir	Yadgir	084732506/ 9343180190	300	104
167	537	2009	Mahatma Gandhi Polytechnic, M Hosahalli, Station Area, Yadgir	Yadgir	08473-252702	300	171
168	562	2010	Jawahar Polytechnic, JC College Road, Yadgir	Yadgir	08473252582/779 5055819	180	29

- Admission includes 5% supernumerary quota above intake

Name of Institutes wherein Diploma courses are conducted on 2nd-shift basis

Sl. No.	Name of the Institute	District	Contact Number	Intake	Admission
1	VSM Institute of Technology, basava Vidya nagar, Jatratt, Nippani Chikkodi taluka Belagum	Belgaum	(08338) 221391 9886699113	120	184
2	ANGADI Institute of Technology & Management, Savagaon Road, Belgaum	Belgaum	0831-24051416	120	121
3	SHAIKH COLLEGE OF ENGINEERING AND TECHNOLOGY, Technology, Bhootramatti, Belgaum	Belgaum	0831-3202082	120	104
4	Akshaya Institute of Technology, Lingapur Koratgere Road, Tumkur	Tumkur	0816-224 5677	240	219
5	Chennabasaveshwara Institute of Technology, NH206, BH Road, Gubbi Taluka,	Tumkur	98831 30815, 9836109686, 9007482593	240	184
6	Sri Taralbalu Jagadguru (STJ) INSTITUTE OF TECHNOLOGY, Ranebennur-581 115, P B Road Haveri	Haveri	08373266343	120	125
7	Yagachi Institute of Technology, PB No. 55, NH48, KIADB Industrial Area, Timmanahalli, Hassan	Hassan	8172279370	120	89
8	Nitte Meenakshi Institute of Technology, Gollahalli, Govindapura, Yelahanka, Bangalore	Bangalore	080 2216 7800	180	127
9	VIJAYA VITTALA INSTITUTE OF TECHNOLOGY, Doddagubbi Post, Hennur - Bagalur Road, Bangalore	Bangalore	080-28465969	120	42
10	ALPHA COLLEGE OF ENGINEERING, No.30/2, Hennur Bagalur Road, Dodda Gubbi Post, Bangalore- 562149	Bangalore	080-28445218	120	7
11	BRINDAVAN COLLEGE OF ENGG, Dwarakanagar, Bagalur Main Road, Yelahanka, Bangalore – 63.	Bangalore	080-28478388	120	64
12	GM Institute of Technology, PB No.4, PB Road, Davangere	Davangere	08192 - 233345	120	126

These are 12 institutes wherein Diploma courses are allowed to conduct during the 2nd-shift basis, as per the AICTE Norms and as per GO ED/172/TPE/2012 dated: 8-10-2012.

ANNEXURE-9

೧೫-ಮಹಿಳಾ ಪಾಲಿಟೆಕ್ನಿಕ್‌ಗಳ ಪ್ರವೇಶಾತಿ ಅಂಕಿ-ಅಂಶ
15-Women's Ploytechnics with Admission Statistics
2013-14

SN	Type	Institution Name	District
1	Govt.	Government Women Polytechnic, Bangalore	Bangalore
2	Pvt.	Ghousia Polytechnic for Women, Bangalore	Bangalore
3	Pvt.	Church of South India Goodwill Polytechnic for Women , Bangalore	Bangalore
4	Pvt.	GTTC Women's Polytechnic, Bangalore	Bangalore
5	Govt.	Government Women Polytechnic, Hubli	Dharwad
6	Govt.	Government Polytechnic for Women, Mangalore	DK
7	Govt.	Government Polytechnic for Women, Gulbarga	Gulbarga
8	Pvt.	HKES Women's Polytechnic, Gulbarga	Gulbarga
9	Govt.	Government Polytechnic for Women, Hassan	Hassan
10	Aided	JSS Polytechnic for Women, Mysore	Mysore
11	Pvt.	Farooqia Polytechnic for Women, Mysore	Mysore
12	Govt.	Government Polytechnic for Women Ramanagara	Ramnagara
13	Govt.	Government Residential Women Polytechnic Shimoga	Shimoga
14	Govt.	Government Women's Polytechnic, Shiralakoppa	Shimoga
15	Govt.	Government Women's Polytechnic, Karkala, Udupi	Udupi

Admission includes 5% supernumerary quota above intake

ANNEXURE-10

೧೧-ಸರ್ಕಾರಿ ಇಂಜಿನಿಯರಿಂಗ್ ಕಾಲೇಜುಗಳ ವಿಳಾಸ ಮತ್ತು ಪ್ರವೇಶಾತಿ ಅಂಕಿ-ಅಂಶ
11-Govt. Engineering Colleges with Admission Statistics
2013-14

S N	Name of the College	District	Contact Number	Intake	Admi ssion
1	GOVT. SKSJT INSTITUTE OF TECHNOLOGY, KR Circle, Bangalore	Bangalore	(080) 22260126	230	210
2	GOVT. SKSJT EVENING COLLEGE, KR Circle, Bangalore – 560 001 (Textile Technology Only)	Bangalore	(080) 22260126	20	8
3	GOVT. ENGG. COLLEGE RAMNAGAR, Mannu Gudde, Near Janapadha Loka, BM Road, Ramanagara- 571 511.	Ramnagara	(080)27204389	240	222
4	GOVT. ENGG. COLLEGE HAVERI, Zilla parishat Engg Building, 1st Main Road, Vidyanagara (East) 'B' block Haveri-581 110	Haveri	(08375)233657	240	247

5	GOVT. ENGG. COLLEGE KARWAR, Govt. Polytechnic Campus, M.G. Road, Karwar	UK	(08382)226343	240	177
6	GOVT. ENGG COLLEGE HOOVINHADAGALI, Bellary Dist.	Bellary	(08392)240525/ 9845629287	240	183
7	GOVT. ENGG. COLLEGE RAICHUR, RAICHUR-584 225	Raichur	(08532)25122	240	161
8	GOVT. ENGG. COLLEGE CHAMRAJNAGAR Govt. Polytechnic Campus, Nanjangud Road, Chamrajnagar	Chamrajnagar	(08226)222572	240	216
9	GOVT. ENGG. COLLEGE HASSAN, Dairy Circle, B M Road, Hassan-573201	Hassan	(08172)240444	240	245
10	GOVT. ENGG. COLLEGE KUSHALNAGAR (Govt. Polytechnic Campus) Kushalanagar-571234, Kodagu Dist.	Kodagu	(08276)272335	240	244
11	GOVT. ENGG. COLLEGE MANDYA, K.R.Pet, Mandya Dist	Mandya	(08232)262872	240	245

Admission includes 5% supernumerary quota above intake

ANNEXURE-11

೩-ವಿಶ್ವವಿದ್ಯಾಲಯ ಅಧೀನದ ಇಂಜಿನಿಯರಿಂಗ್ ಕಾಲೇಜುಗಳ ವಿಳಾಸ ಮತ್ತು ಪ್ರವೇಶಾತಿ ಅಂಕಿ-ಅಂಶ

3-University Affiliated Engineering Colleges with Admission Statistics

2013-14

Sl. No.	Name of the College	District	Contact Number	Intake	Admission
1	University BDT Engineering College, Davangere-577004	Davangere	(08192) 250716 224323	440	434
2	University Vishveshwaraya College of Engineering (UVCE), K.R. Circle, Bangalore-560001	Bangalore	(080) 22961802 22961803	610	585
3	University Vishveshwaraya College of Engineering (UVCE) EVENING, K.R. Circle Bangalore-560001	Bangalore	(080) 22961802 22961803	180	134

Admission includes 5% supernumerary quota above intake

ANNEXURE-12

೧೧-ಖಾಸಗಿ ಅನುದಾನಿತ ಇಂಜಿನಿಯರಿಂಗ್ ಕಾಲೇಜುಗಳ ವಿಳಾಸ ಮತ್ತು ಪ್ರವೇಶಾತಿ ಅಂಕಿ-ಅಂಶ

11-Private Aided Engineering Colleges with Admission Statistics

2013-14

Sl. No	Name of the College	District	Phone	Intake	Admission
1	BASAVESHWAR ENGINEERING COLLEGE, P. B. No. 53, Bagalkote-587102	Bagalkote	08354234422	720	664
2	BMS COLLEGE OF ENGINEERING, PB No. 1908, Bull Temple Road, Bangalore – 560019	Bangalore	08022427424	990	968
3	BMS EVENING COLLEGE OF ENGINEERING, PB No. 1908, Bull Temple Road, Bangalore – 560019	Bangalore	08026673231	330	163
4	DR. AMBEDKAR INSTITUTE OF TECHNOLOGY, Outer Ring Road, Near Jnanabharathi Campus, Mallathahalli, Bangalore-560056	Bangalore	08023218534	870	814
5	B.V.BHOOMARADDI COLLEGE OF ENGINEERING AND TECHNOLOGY, Vidyanagar, Hubli-580031	Dharwad	08362378123	1020	1007
6	HKE Society's POOJYA DODAPPA APPA (PDA) College of Engineering, Aiwan-e-shahi Road, Gulbarga – 585102	Gulbarga	08472224262	670	585
7	MALNAD COLLEGE OF ENGINEERING, Post Box No.21 Salagame Road, Hassan-573201	Hassan	08172245093	570	553
8	P.E.S COLLEGE OF ENGINEERING, P.E.S.College of Engineering, Mandya-571401	Mandya	08232220043	620	598
9	SRI JAYACHAMARAJENDRA COLLEGE OF ENGINEERING, Manasa Gangotri, Mysore-570 006	Mysore	08212548286	790	807
10	NATIONAL INSTITUTE OF ENGINEERING, Manadavadi Road, MYSORE	Mysore	08212480475	600	592
11	NATIONAL INSTITUTE OF ENGG. EVENING, MANANDAVADI ROAD, MYSORE	Mysore	08212362022	60	26

Admission includes the supernumerary quota of 5% above the intake

ANNEXURE-13

೧೮೧-ಖಾಸಗಿ ಅನುದಾನರಹಿತ ಇಂಜಿನಿಯರಿಂಗ್ ಕಾಲೇಜುಗಳ ಪಟ್ಟಿ ಮತ್ತು ಪ್ರವೇಶಾತಿ ಅಂಕಿ-ಅಂಶ

181-Private Unaided Engineering Colleges with Admission Statistics

2013-14

S N	Name of the College	District	Phone	Intake	Admission
1	BILURU GURU BASAVA MAHASWAMIJI INSTITUTE OF TECHNOLOGY, MUDHOL(New 2013-14)	Bagalkote	08354 - 281404	246	80
2	ACHARAYA INSTITUTE OF TECHNOLOGY, Soladevanahalli, Hesaraghatta main Road, Bangalore	Bangalore	080-28396011	1050	941
3	ACHARAYA PATHA SHALA (A.P.S) COLLEGE OF ENGG., APS College of Engineering, Somanahalli, Bangalore -82	Bangalore	080-28432837	420	280
4	ACHARYS NRV SCHOOL OF ARCHITECTURE, Soldevanahalli, Hesaraghatta Main Road, Bangalore-560 090	Bangalore	080-28396011	120	120
5	ACS COLLEGE OF ENGINEERING, Kamblipura, Mysore Road, Kegeri Hobli, Bangalore	Bangalore	080-28437955	420	247
6	ALPHA COLLEGE OF ENGINEERING, No.30/2, Hennur Bagalur Road, Dodda Gubbi Post, Bangalore- 562149	Bangalore	080-28445218	720	160
7	AMC ENGINEERING COLLEGE, 18KM, Bannerghatta Road, Kalkere, Bangalore-560083.	Bangalore	080-27828656	780	738
8	ATRIA INSTITUTE OF TECHNOLOGY, ASKB Campus, AG's Colony, I Main Road, Anandnagar, Hebbal, Bangalore - 560 024.	Bangalore	080-23631298	540	449
9	B.N.M.INSTITUTE OF TECHNOLOGY, # 92, Vaderahalli, Harohalli Hobli, Kanakapura Taluka, Bangalore - 562 112	Bangalore	080-26711781	480	460
10	B.T.L.INSTITUTE OF TECHNOLOGY, No. 259/B, Bommasandra Industrial Area, Hosur Road, Bangalore-99.	Bangalore	080-27833370	540	222
11	BANGALORE COLLEGE OF ENGINEERING AND TECHNOLOGY, Near Heelalige Railway Station, Chandapur, Anekal Taluka, Bangalore-560081	Bangalore	080-27834822	420	73

12	BANGALORE INSTITUTE OF TECHNOLOGY, K.R.Road, V.V.Pura,Bangalore-560 004	Bangalore	080-26615865	900	836
13	Bangalore Technological Institute, K.R.Road, V.V.Pura, Bangalore-560 004	Bangalore	080-22541500/ 28439686	360	255
14	BASAVA ACADEMY OF ENGINEERING, Gangondanahalli, Main Road, Nagasandra PO Bangalore – 560 073	Bangalore	080-28393614	240	27
15	BMS INSTITUTE OF TECHNOLOGY, Post box No.6443, Avalahalli, Doddaballapura Main road, Yelahanka, Bangalore – 560064	Bangalore	080-28561576	480	488
16	BRINDAVAN COLLEGE OF ENGG, Dwarakanagar, Bagalur Main Road, Yelahanka, Bangalore – 560063.	Bangalore	080-28478388	540	452
17	C.M.R INSTITUTE OF TECHNOLOGY, No.132, AECS Layout, ITPL Road, Bangalore.	Bangalore	080-28524477	900	813
18	CAMBRIDGE INSTITUTE OF TECHNOLOGY, K R Puram, Bangalore – 560 036	Bangalore	080-25618798	480	394
19	CITY ENGINEERING COLLEGE, Doddakallasandra, Kanakapura Main Road, Bangalore South	Bangalore	080-26669313	660	401
20	DAYANANDA SAGAR COLLEGE OF ENGINEERING, SHAVIGE MALLESHWARA HILLS, KUMARASWAMY LAYOUT, BANGALORE-560078,	Bangalore	080-26662226	1540	1458
21	DON BOSCO INSTITUTE OF TECHNOLOGY, KUMBALAGODU, MYSORE ROAD, BANGALORE – 560074	Bangalore	080-28437028	660	578
22	Dr. Sri Sri Sri SHIVKUMAR MAHASWAMY, COLLEGE OF ENGINEERING, Byranayakanahalli, Nelamangala Taluka, Bangalore Rural-562132	Bangalore Rural	080-27701250	420	221
23	EAST POINT COLLEGE OF ENGINEERING FOR WOMEN , No-147, BIDARAHALLI, VIRGONAGAR (POST), BANGALORE-560049	Bangalore	080-28472999	300	143
24	EAST POINT COLLEGE OF ENGINEERING AND TECHNOLOGY, No-147, Bidarahalli, Virgonagar(Po), Bangalore-560049	Bangalore	080-28473777	720	551

25	EAST WEST INSTITUTE OF TECHNOLOGY, Off Magadi Road, Vishwaneedam Post, Bangalore North	Bangalore	8023286732	780	765
26	G.S.S.S INSTITUTE OF TECHNOLOGY, 37/2 NEW BYRUHALLI ROAD, KENGERI UPANAGAR, BANGALORE	Bangalore	8028482515	210	89
27	GLOBAL ACADEMY OF TECHNOLOGY, Ideal Homes Township, Rajarajeshwarinagar, Bangalore-560 098	Bangalore	8028603158	660	645
28	Gopalan College of Engineering & Management, K.R.Puram, Bangalore	Bangalore	9972410410/9945696149	240	161
29	GTTC, Industrial Area, Rajajinagar Bangalore-560044.	Bangalore	080-33521189	NA	NA
30	HKBK COLLEGE OF ENGINEERING, # 2/1, Nagawara, Bangalore-560045 (Minority)	Bangalore	080-25441722	540	401
31	IMPACT COLLEGE OF ENGINEERING, Sahakara Nagar, Impact Campus South, Bangalore – 560 092	Bangalore	080-22720805	300	138
32	ISLAMIAH INSTITUTE OF TECHNOLOGY, OPP: Minakshi Temple, National Park Road, Bangalore-560 076	Bangalore	080-26481774	180	68
33	JSS ACADEMY OF TECHNICAL EDUCATION, JSS Campus, Uttarahalli-Kengeri Road, Bangalore-560060	Bangalore	080-28603425	540	510
34	K.S.INSTITUTE OF TECHNOLOGY, No. 14. Raghuvanahalli, Kanakapura Main Road, Bangalore-560 062.	Bangalore	080-28435724	420	422
35	K S School of Engineering & Management Kammavari Sangham Group of Institution, Mallasandra, Bangalore.	Bangalore	080-26608710/ 9341853205	420	398
36	KNS INSTITUTE OF TECHNOLOGY, Thirumenahalli, Hegde Nagar, Kogilu Road, Yelahanka Hobli, Bangalore North– 560064	Bangalore	080-28567494	420	330
37	M V Jayaram COLLEGE of ENGINEERING, Near ITPL, WHITEFIELD, Bangalore – 560067(Minority) (II Shift)	Bangalore	080-28452324	1050	886
38	M.S.ENGINEERING COLLEGE, Navarathna Agrahara, Sadahalli P.O BANGALORE-562110	Bangalore	080-32529939	540	231

39	M.S.RAMIAH INSTITUTE OF TECHNOLOGY, VIDYA SOUDHA, MSR NAGAR, MSRIT POST, Bangalore-560 054.	Bangalore	080-23600822	1160	1146
40	NADGIR INSTITUTE OF ENGINEERING AND TECHNOLOGY, K-73, 17\18 Km, NH-4, Madhavara, Tumkur Rd., Bangalore 562123	Bangalore	080-65671103	240	15
41	NAGARJUNA COLLEGE OF ENGINEERING AND TECHNOLOGY, Devanahalli, Venkatagirikote Post, Devanahalli Taluka-562110. (II Shift)	Bangalore	080-27645990	540	456
42	NEW HORIZON COLLEGE OF ENGINEERING, Kadubhisanaahalli, Ring Road, Near Marathalli, Bangalore – 560087 (Minority) (II Shift)	Bangalore	080-28440666	780	771
43	NITTE MEENAKSHI INSTITUTE OF TECHNOLOGY, P.B No: 6429, Govindapura, Gollahalli, Yelahanka, Bangalore – 560064	Bangalore	080-28561585	900	817
44	OXFORD COLLEGE OF ENGINEERING, Bommanahalli, Hosur Road, Bangalore – 560 068. (Minority)	Bangalore	080-25737285	980	671
45	PNS INSTITUTE OF TECHNOLOGY, No. 94/1, Danojipalya, Tumkur Road, Nelamangala, Bangalore	Bangalore	080-27701099	780	78
46	PES INSTITUTE OF TECHNOLOGY, 100Ft Ring Road, BSK 3rd Stage Bangalore-560085	Bangalore	080-26721983	1020	1026
47	PES SCHOOL OF ENGINEERING, Hosur Road (1km before Electronic city) Bangalore-560100	Bangalore	080-28521631	660	642
48	R R INSTITUTE OF TECHNOLOGY, No.67, Raja Reddy Layout, Near Chikkabanavara Railway Station, Chikkabanavara, Heasraghatta Road, Bangalore – 560 090.	Bangalore	080-28391555	420	305
49	R.L.JALAPPA INSTITUTE OF TECHNOLOGY, Kodigehalli, Doddaballapur-561203	Bangalore	080-27625381	360	165
50	R.V.COLLEGE OF ENGINEERING, R.V.Vidyaniketan Post, Mysore Road,Bangalore-560 059	Bangalore	080-28600184	1120	1107

51	RAJARAJESWARI COLLEGE OF ENGINEERING, No:14, Ramohalli Cross,Kumbalgodu, Mysore Road, Bangalore-560 074	Bangalore	080-28437124	480	401
52	RAJIV GANDHI INSTITUTE OF TECHNOLOGY, RGC Campus, Cholanagar, Hebbal,Bangalore-32	Bangalore	080-55373782	420	279
53	REVA INSTITUTE FOR ENGINEERING AND TECHNOLOGY, Kattigenahalli, Yelahanka, Jala Hobli, Bangalore – 560 064	Bangalore	080-65687564	900	911
54	RNS INSTITUTE OF TECHNOLOGY, Channasandra, Uttarahalli-Kengeri Road Subramanyapura Post, Bangalore – 560061	Bangalore	080-28611880	660	644
55	SAI VIDYA INSTITUTE OF TECHNOLOGY, Rayankunte, Doddaballapur Road, Bangalore – 560 064	Bangalore	080-23438366	420	349
56	SAMBHRAM INSTITUTE OF TECHNOLOGY, Amba Bhavan Temple Road, Jyothi Nagar, Near M.S.Palya, Vidyananyapura P.O., Bangalore – 560097 (II Shift)	Bangalore	080-23643618	720	574
57	SAPTHAGIRI COLLEGE OF ENGINEERING, # 14/5, Chikkasandra,Hesaraghatta,Main Road, BANGALORE NORTH–560 057.	Bangalore	080-28372801	600	611
58	SCT INSTITUTE OF TECHNOLOGY, Kaggadasapura Main Road, Vignana Nagar,New Thippasandra Post,Bengaluru–560 075	Bangalore	080-25240694	420	149
59	SEA COLLEGE OF ENGINEERING AND TECHNOLOGY, Ekta Nagar Basavanapura, K.R.Puram,VirgoNagar Post,Bangalore.560049	Bangalore	080-64191571	540	376
60	SHIRDI SAI ENGINEERING COLLEGE,SAI LEO NAGAR,GUDDANAHALLI VILLAGE,SAMANDUR POST,ANEKAL, BANGALORE – 562 106	Bangalore	080-27830221	540	282
61	SIR M. VISVESVARAYA INSTITUTE OF TECHNOLOGY, Krishnadevaraya Nagar, Hunasamaranahalli,Yelahanka, Bangalore – 562 157	Bangalore	080-28477024	750	691

62	Sri Jagadguru Balagangadharnath Swamiji (SJB) INSTITUTE OF TECHNOLOGY, No.67, BGS Health & Education City, Uttarahalli Road, Near Abhiman Studio, Kengeri, Bangalore – 560 060	Bangalore	080-28603651	720	678
63	SRI BELIMATHA MAHA SAHAMSTHANA INSTITUTE OF TECHNOLOGY, # 6162, Indira Nagar, Nelamangala, Bangalore – 562 123	Bangalore	080-27724344	240	14
64	SRI KRISHNA INSTITUTE OF TECHNOLOGY, # 29, Chimney Hills, Chikkabanavara Post, Hesaraghatta Main Road, Bangalore -560090	Bangalore	080-23721315	300	390
65	SRI KRISHNA SCHOOL OF ENGINEERING MANAGEMENT, # 26/1, Chikka Belendur, Carmelram Post, Sarjapur Road, Bangalore – 560035	Bangalore	080-28439002	360	55
66	SRI REVANASIDDDESHWARA INSTITUTE OF TECHNOLOGY, Chokkanahalli, Chikkajala Post, Devanahally Taluka Bangalore North, Bangalore -562157	Bangalore	080-28467850	420	158
67	SRI VENKATESHWARA COLLEGE OF ENGINEERING, Vidyanagar, NH-7, International Airport Road, Bettalsuru Bangalore-562 157	Bangalore	080-28477460	600	478
68	T. JOHN INSTITUTE OF TECHNOLOGY, # 86/1, Gottigere, Bannerghatta Road, Bangalore-83	Bangalore	080-28429624	480	392
69	VEMANA INSTITUTE OF TECHNOLOGY, No.1, Mahayogi Vemana Road, 3 rd Block, Koramangala, Bangalore-560034.	Bangalore	080-25529874	510	482
70	VIJAYA VITTALA INSTITUTE OF TECHNOLOGY, Doddagubbi Post, Hennur - Bagalur Road, Bangalore	Bangalore	080-28465969	300	165
71	Vivekananda Institute Of Technology, Gudimavu, Kumbalagodu Post, Kengeri Hobli, Bangalore	Bangalore	080-28437696	450	333
72	YELLAMMA DASAPPA INSTITUTE OF TECHNOLOGY, 14th K.M Raguvanahalli Kanakapura Road, Bangalore-560062	Bangalore	080-28435095	360	164
73	BMS School of Architecture, Post Nu. 6334, Avalhalli, Doddaballapur Road, Yelahanka, Bangalore-560064 (2011-12)	Bangalore	0080--28561576	80	81

74	JYOTHI INSTITUTE OF TECHNOLOGY, Tataguni, Kanakapura Road, BANGALORE – 560 062 (2011-12)	Bangalore	080–28435052	300	236
75	DAYANANDA SAGAR ACADEMY OF TECHNOLOGY, Technical Campus, Udayapura, Kanakapura Road, BANGALORE (2011-12)	Bangalore	080 - 28432909 / 080 - 41101829 / 9845394870	600	530
76	ADARSHA INSTITUTE OF TECHNOLOGY # 73, Lingadheera Gollahalli, Kundara Post, Devanahalli Taluk, Bangalore Rural Dist. Pin Code: 562 110 (New 2013-14)	Bangalore Rural	+91 98450 71640	300	24
77	IMPACT SCHOOL OF ARCHITECTURE Impact Campus, Sahakara Nagar, Bangalore- 560 092 (New 2013-14)	Bangalore	Tel.: +91-2333 4101 Mob: +91-8880 8100 15	40	24
78	SHARADA SCHOOL OF ARCHITECTURE, 14, Sharada hills, Hesaraghatta Road, Chikkabettahalli, Vidyanarayapura Post, Bangalore - 560 097 (New 2013-14)	Bangalore	Toll Free Number : 1800-102-6999 E-Mail Id: admission@sharda.ac.in	80	46
79	AKAR ACADEMY OF ARCHITECTURE, No. 112/113, Thanisandra Village, Bangalore (New 2013-14)	Bangalore	www.aakararchitecturalacademy.in	40	33
80	SRI VIDYA VINAYAKA INSTITUTE OF TECHNOLOGY, VINAYAKA NAGAR, BANGALORE (New 2013-14)	Bangalore	080-23386894	240	7
81	SJB SCHOLL OF ARCITETURE AND PLANNING, Uttarahalli Main Road, Kengeri, Bangalore (New 2013-14)	Bangalore	+91-80-28612445/46	80	46
82	ALLIANCE UNIVERSITY Chikkahagade Cross Chandapura - Anekal Main Road, Anekal, Bangalore – 562106	Bangalore	(080) 26681444 / 4372	NA	NA
83	SRI PILLAPPA COLLEGE OF ENGINEERING, #79, Kondasettihalli Road, Hesaraghatta Hobli, Bangalore North taluka, Bangalore	Bangalore	(080) 28446727	300	92
84	ANGADI Institute of Technology & Management, Savagaon Road, Belgaum	Belgaum	0831-24051416	420	348

85	Jain College of Engineering, Machche, Belgaum. (II Shift)	Belgaum	8027577200	300	305
86	KLE COLLEGE OF ENG. AND TECHNOLOGY CHIKODI, Banantikodi Road ,Chikodi	Belgaum	0833-8295499	360	332
87	KLE SOCIETY COLLEGE OF ENGINEERING AND TECHNOLOGY, Udyambag, Belgaum – 590 008	Belgaum	0831-2443881	640	496
88	KLS GOGTE INSTITUTE OF TECHNOLOGY, Udyambag, Belgaum-590008 (II Shift)	Belgaum	0831-2405506	800	737
89	MARATHA MANDALS ENGINEERING COLLEGE, R.S.No. 104, Halbhavi Village, New Wantmuri Post, Via – Kakati, Belgaum – 591113.	Belgaum	0831-2416255	360	224
90	S G BALEKUNDRI INST. OF TECH., Shivabasava Nagar, Belgaum – 590 010	Belgaum	0831-2472590	360	308
91	S. J. P. N. Trust's, Hirasugar Institute of Technology, Nidasoshi-591 236, Tq: Hukkeri, Dist:Belgaum	Belgaum	0833-2278887	300	268
92	SHAIKH COLLEGE OF ENGINEERING AND TECHNOLOGY, Technology, Bhootramatti, Belgaum	Belgaum	0831-3202082	300	284
93	V S M Institute of Technology, Nippani.	Belgaum	08338-221391/ 9886699113	240	150
94	BELLARI Engineering College, "Jnana Gangotri" Campus, No.873/2, Bellary-Hospet Road, Allipur, Bellary–583104.	Bellary	0839-2242900	720	577
95	PROUDADEVARAYA INSTITUTE OF TECHNOLOGY T B Dam, Hospet – 583 225	Bellary	0839-4259521	420	292
96	RAO BAHADDUR Y.MAHABALESHWARAPPA ENGG COLLEGE CANTONEMNT, Bellary -583104	Bellary	0839-2244809	740	650
97	BASAVAKALYAN ENGINEERING COLLEGE, NH-9, Basavakalyan – 585 327	Bidar	0848-1251400	420	214
98	GURU NANAK DEV ENGINEERING COLLEGE MAILLOOR- ROAD, Bidar-585403 (Minority)	Bidar	0848-2235214	630	493
99	BHEMANNA KAHNDRI RURAL ENGINEERING COLLEGE, Bhalki-585328, Dist. Bidar	Bidar	0848-4262288	630	561

100	LINGARAJA APPA ENGINEERING COLLEGE, At Post - Goranahalli, Bidar (2011-12)	Bidar	08472 - 273652 08472 - 226407 9880407297	420	218
101	BLDEA'S DR. P G HALKATTI COLLEGE OF ENGINEERING, Ashram Road, Bijapur – 586103 (II Shift)	Bijapur	08352-261120	640	567
102	MALIK SANDAL INSTITUTE OF ART AND ARCHITECTURE, 424, Navarasapur, Near New District Court, Bagalkote Road, HUDCO Cross, Bijapur–586109	Bijapur	08352-276158	40	17
103	SECAB INSTITUTE OF ENGINEERING AND TECHNOLOGY, 424, NAURASPUR, BAGALKOT ROAD, BIJAPUR – 586 101	Bijapur	08352-276930	420	290
104	EKALAVYA INSTITUTE OF TECHNOLOGY, Ummtturu grama, Santemaralli hobli, Chamrajnagar	Chamrajnagar	08226210330	240	89
105	Achutha Institute of Technology, Chikkballapura.	Chikaballapur	08156319704/ 9900250327	300	37
106	S.J.C INSTITUTE OF TECHNOLOGY, P. B No. 20, B. B Road, Chickballapur – 562 101	Chikaballapur	08156263183	660	608
107	SHA-SHIB COLLEGE OF ENGINEERING, No. 73/1, Varalakonda Village, Somenahalli Hobli, Gudibande Taluka	Chikaballapur	08156290325	420	125
108	ADICHUNCHANAGIRI INSTITUTE OF TECHNOLOGY Adichunchanagiri Institute of Technology, Jyothinagar, Chikmagalur-577102	Chikmagalur	08262220444	600	543
109	Sri Jagadguru Murugharajendra INSTITUTE OF TECHNOLOGY, P. B. No. 73, Chitradurga – 577 502	Chitradurga	08194222866	360	319
110	BAPUJI INSTITUTE OF ENGINEERING AND TECHNOLOGY, P.O.Box No. 325, Shamanur Road, Davangere-577004.	Davangere	08192221461	790	676
111	GM.INSTITUTE OF TECHONOLOGY, Post Box No.4, P.B. Road, Davangere. – 577 006	Davangere	08192233345	465	372

112	JAIN INSTITUTE OF TECHNOLOGY, #323, Near Veereshwar Punyashram, Avargere, Davanagere – 577 005 (2011-12)	Davangere	08192 - 235707 / 8977651923	420	403
113	AGM Rural Engineering College, Varur, Hubli.	Dharwad	0836-2498136	300	202
114	KLE INSTITUTE OF TECHNOLOGY, Gokul Road, Near Airport, Hubli	Dharwad	0836-2232681	360	343
115	Sri Dharmastala Manujunath (SDM) COLLEGE OF Engg & Technology, Dhavalagiri, Dharwad-580 002 (minority)	Dharwad	0836-2447465	600	627
116	ALVAS INST. OF ENGG. & TECHNOLOGY SHOBHAVANA CAMPUS, MIJAR, Moodbidari-574 225. Taluka: Mangalore (II Shift)	DK	0825-8262724	540	492
117	BEARYS Institute of Technology, Innoli, Boliyar, Near Mangalore University, Mangalore-574153	DK	0824-2235100	480	173
118	CANARA ENGINEERING COLLEGE, BENJANAPADAVU, JODUMARGA P.O.BANTWALA TALUKA-574 219, DK (Minority)	DK	0824-2278672	480	482
119	DR. M V SHETTY INSTITUTE OF TECHNOLOGY, Vidya Nagar, N.H. 13,Thodar, Post Mijar, Moodbidri, Mangalore–574225	DK	0825-8262713	360	205
120	K.V.G. COLLEGE OF ENGINEERING, Kurunjibhag, Sullia– 574 327. DK	DK	0825-7231141	560	400
121	KARAVALI INSTITUTE OF TECHNOLOGY, PADU VIA PADUMALE, NEERUMARGA MANGALORE – 575029	DK	0824-2272375	660	198
122	Mangalore Institute Of Technology And Engineering, Badaga Mijar, Moodabidri – 574 225, Mangalore Tq,	DK	0825-8262695	720	646
123	P.A.COLLEGE OF ENGINEERING, Nadupadavu,Kairangala Post, Near Mangalore University, Mangalore – 574 153, (Minority) (II Shift)	DK	0824-2284701	570	413
124	PRASANNA ENGINEERING AND TECHNOLOGY, UJJIRE Laila, Beltangady-574214, DK	DK	0825-6237688	240	62
125	SAHYADRI COLLEGE OF ENGINEERING & MANAGEMENT, Sahyadri Campus, N.H.-48, Adyar, Mangalore- 575 009	DK	0824-2277222	280	52

126	Shree Devi Institute Of Technology, Air Port Road, Kenjar, Mangalore – 574 142, (II Shift)	DK	0824-2254104	600	335
127	SRI DHARMASTHAL MANJUNATHESHWAR Institute of Technology, Dharmasthala Main Road, Beltangadi Taluka, Ujire – 574 240. DK (Minority)	DK	0825-6236225	450	379
128	SRINIVAS INSTITUTE OF TECHNOLOGY, Srinivas Campus, Valachill, Yarkulla Village, Farangipete, Merlapadav, Mangalore-574143. (II Shift)	DK	0824-2274730	860	679
129	Srinivas School of Engineering, (A Sham Rao Foundation))Mukka, NH, Surthkal, Mangalore - 575 021 (II Shift)	DK	0824-2425966	480	317
130	ST. JOSPEH ENGINEERING COLLEGE, Vamanjoor, Mangalore -575 028, DK (Minority) (II Shift)	DK	0824-2263753	480	716
131	VIVEKANANDA College of Engineering and Technology, Neharunagar, Puttur-574 203, DK	DK	0825-1234555	540	449
132	RURAL ENGINEERING COLLEGE, HULKOTI-582205 Dist: Gadag	Gadag	08372-289253	390	249
133	S.K.S.V.Agadi college of Engineeing, Gadag	Gadag	08487-290057/58/59	360	315
134	TONTADARAYA COLLEGE OF ENGINEERING, NH63, Mundargi Road, Gadag -582101	Gadag	08372-236933	360	255
135	APPA Institute of Engineering & Technology, Sharnbasaveshwar Educational Complex, Sharan Nagar, Gulbarga	Gulbarga	08472-597199	540	463
136	K.C.T. ENGINEERING COLLEGE PB No.104, K.C.T. Campus, Qamar-ul-Islam Colony, Roza (B), GULBARGA – 585 104. (Minority)	Gulbarga	08472-258020	225	129
137	KHAJA BANDA NAWAZ College of Engineering, Rouza Buzurg, GULBARGA-585 104 (Minority)	Gulbarga	08472-257487	630	357
138	SHETTY INSTITUTE OF TECHNOLOGY, 5th km, Rajpur, Shahabad Road, GULBARGA (2011-12)	Gulbarga	08472 -296666/225384 9845020846	300	110

139	GODUTAI ENGINEERING COLLEGE FOR WOMEN , Sharanabasaveshwar College Campus, Brampur, GULBARGA.	Gulbarga	08472 - 277840 / 9980052146	360	360
140	BAHUBALI COLLEGE OF ENGINEERING Gommatanagara Shraavanabelagola – 573 135 Dist: Hassan (Minority)	Hassan	08176257278	300	167
141	RAJEEV INSTITUTE OF TECHNOLOGY, Plot No.1D, Growth Centre, Industrial Area, Hassan	Hassan	08172231022	420	380
142	YAGACHI INSTITUTE OF TECHNOLOGY, Timmanahalli, KIADB, Industrial Area, Near Kundali, Hassan	Hassan	08172290990	300	193
143	Sri Taralbalu Jagadguru (STJ) Institute Of Technology, Ranebennur-581 115, P B Road Haveri	Haveri	08373266343	600	506
144	COORG Institute Of Technology, Halligattu, Ponnampet-571216, South Kodagu, 571 216	Kodagu	087274249771	300	231
145	C BYREGOWDA Institute Of Technology, Kolar – Srinivasapura Road, Kolar	Kolar	08152291722	420	315
146	Dr. T Thimmaiah Institute of Technology, Oorgaum Post, K.G.F563 120 Bangarpet Taluka, Kolar District,	Kolar	08153261219	475	317
147	B.G.S.Institute Of Technology B.G.NAGARA -571448, NAGAMANGALA TALUKA, Mandya Dist.	Mandya	08234288418	390	317
148	G Madegowda Institute of Technology, Bharathi Nagar, Maddur, Mandya Dist (2011-12)	Mandya	08232 - 235026 / 08232 - 235020 7259584505	300	225
149	Academy for Technical & Management Excellence, Mysore.	Mysore	0821-2424374/ 2424386	NA	NA
150	GSSS Institute of Engineering And Technology For Women , K.R.S. Road, Metagalli, Mysore – 570 016	Mysore	08212581304	NA	NA
151	MAHARAJA Institute of Technology, Behind KR Hills, Belwadi, Mysore	Mysore	08213203687	NA	NA
152	NIE Institute of Technology,, No. 50 (Part), Hootagalli Industrial Area Koorgalli, Village, Kasaba Hobli, Mysore – 571186	Mysore	08212902050	300	240
153	VIDYA VARDHAKA COLLEGE OF ENGINEERING, Located at Mysore City, III stage, Gokulam Mysore-570002	Mysore	08212419173	420	466

154	Vidya Vikas Institute of Engineering and Technology, #.127, Alanahally, Lalithadripura Post, Mysore-Bannur Road Mysore-570010.	Mysore	08212471232	510	375
155	SRI JAYACHAMRAJENDRA COLLEGE OFF ENGG. EVENING , Manasa Gangothri, MYSORE	Mysore	08212512568	190	96
156	NAVODAYA INST. OF TECHNOLOGY Post Box No. 26, Navodaya Nagar, Mantralayam Road, Raichur – 584103	Raichur	08532223216	360	168
157	SLN COLLEGE OF ENGINEERING Yermarus Camp, Raichur-584135	Raichur	08532251048	270	172
158	Sampoorna Group of Institutions, Belakere Village, Malur Taluka, Ramnagara.	Ramnagara	080- 227305659 / 9900595369	360	132
159	AMRUTHA INSTITUTE OF ENGINEERING AND MGMT. SCIENCES, Bidadi Industrial Zone, Near Toyota Kirloskar motor off, Mysore Road, Ramangara – 560 057	Ramnagara	08026568483	480	101
160	AUDEN TECHNOLOGY AND MGMT. ACADEMY, # 92, Vaderahalli, Harohalli Hobli, Kanakapura Taluka,	Ramnagara	08028433406	NA	NA
161	BHAGAWAN MAHAVEER JAIN COLLEGE OF ENGINEERING, Jakkasandra Post, Kanakapura Taluka, Ramangara District – 562112	Ramnagara	08027577200	360	213
162	GHOUSIA COLLEGE OF ENGINEERING, B.M. Road, Ramnagara District-571 511, (Minority)	Ramnagara	08027272589	600	277
163	JNANA VIKAS INSTITUTE OF TENCNOLOGY, Bidadi, Ramnagara Tq, & Dist-562109	Ramnagara	08027282994	NA	NA
164	JAWAHARLAL NEHRU NATIONAL COLLEGE OF ENGINERING, Navule, Shimoga – 577 204	Shimoga	08182270450	720	677
165	PES Institute of Technology and Management, NH-206, Kotegangoor Post, Sagar Road, Shimoga-577204	Shimoga	08182233796	540	487
166	AKSHAYA Institute of Technology, Lingapur Halli, Tumkur Koratagere Road, Obalapur Post, Tumkur Dist	Tumkur	08162273107	360	137
167	CHANNA BASAVESHWARA Institute of Technology, N. H. 206, (BH Road), Gubbi-572 216.	Tumkur	08131223818	540	497
168	HMS INSTITUTE OF TECHNOLOGY, NH-4, Kesaramadu. P.O. Kyathsandra, Tumkur – 572 104.	Tumkur	20816214313	360	222

169	Kalpataru Institute of Technology, Tiptur-572202	Tumkur	08134-251267/251938/974416911	540	435
170	SHRIDEVI Institute of Engineering & Technology, Marenahalli, Sira Road, Tumkur – 572106	Tumkur	08162212629	540	404
171	SIDDAGANGA INSTITUTE OF TECHNOLOGY, BH Road, Tumkur-572103.	Tumkur	08162214000	930	851
172	SRI BASAVESHWAR INSTITUTE OF TECHNOLOGY, Madenur Gate, B. H. Road, Tiptur, TUMKUR DIST	Tumkur	08134255296	300	66
173	SRI SIDDHARTHA INSTITUTE OF TECHNOLOGY, MARALUR, TUMKUR – 572105	Tumkur	08162200314	670	325
174	Shri Madhwa Vadiraja Institute of Technology & Management, Bantaki. Udupi Dist.	Udupi	0820-2589182/ 2589183	420	383
175	MOODLAKATTE INSTITUTE OF TECHNOLOGY, M.I.T Moodlakatte, Kundapura – 576 217, Udupi Dist.	Udupi	08254237235	360	108
176	NMAM INSTITUTE OF TECHNOLOGY, Rural, NMAM Institute of Technology, Nitte Karkala-574110, Udupi Dist.	Udupi	08258281264	858	867
177	ANJUMAN ENGINEERING COLLEGE, Anjumanabad, PB.No. 24, Bhatkal-581320, (Minority)	UK	08385226554	367	278
178	K.L.S. VISHWANATHA RAO DESHPANDE Rural Institute of Technology, Udyogvidhya Nagar, Dandeli Road, Haliyal – 581329, UK District.	UK	08284220861	420	379
179	GIRIJABAI SAIL INSTITUTE OF TECHNOLOGY CAMPUS Utkagali, Adjacent to Karnataka-Goa Border, Check Post, NH -1 7, Majali Village, Karwar- 581345	UK	(08382)285565	300	123
180	Veerappa Nisty Engineering College, Shorapur-585224. Yadgir Dist.	Yadgir	08472-2900048/ 9448585961	300	77
181	Mangalore Marine College & Technology, Padil Padavu, Kelinjar Village, Kuppepadavu Post, Mangalore – 574162	DK	(0824)2265320	300	61

Admission includes 5% supernumerary quota above intake

ANNEXURE-14

೨-ಮಹಿಳಾ ಇಂಜಿನಿಯರಿಂಗ್ ಕಾಲೇಜುಗಳ ವಿಳಾಸ ಮತ್ತು ಪ್ರವೇಶಾತಿ ಅಂಕಿ-ಅಂಶ

3-Women's Engineering Colleges with Admission Statistics

2013-14

Sl. No.	Name of the College	District	Phone	Type
1	East Point College of Engineering For Women, No.147, BIDARAHALLI, VIRGONAGAR(PO), BANGALORE-560049	Bangalore	080-28472999	Pvt. Unaided
2	Godutai Engineering College For Women, Sharanabasaveshwar College Campus, Brampur, GULBARGA (2011-12)	Gulbarga	08472 - 277840 / 9980052146	Pvt. Unaided
3	GSSS Institute of Engineering & Technology For Women, K.R.S. Road, Metagalli, MYSORE-570016	Mysore	0821-2581304	Pvt. Unaided

Admission includes the supernumerary quota of 5% above the intake

ANNEXURE-15

೫-ಸಂಜೆ ಇಂಜಿನಿಯರಿಂಗ್ ಕಾಲೇಜುಗಳ ವಿಳಾಸ ಮತ್ತು ಪ್ರವೇಶಾತಿ ಅಂಕಿ-ಅಂಶ

5-Evening Engineering Colleges with Admission Statistics

2013-14

S N	Name of the College	District	Phone	Type
1	Govt. SKSJT Evening College, KR Circle, Bangalore - 560 001	Bangalore	22260126	Govt.
2	University Vishveshwaraya College of Engineering (UVCE) Evening, K.R. Circle, Bangalore-560001	Bangalore	08022961802 22961803	Govt. (University)
3	BMS Evening College of Engineering, PB No. 1908, Bull Temple Road, Bangalore - 560019	Bangalore	08026673231	Pvt. Aided
4	National Institute of Engineering Evening, Manandawadiraod, Mysore	Mysore	08212362022	Pvt. Aided
5	Sri Jayachamrajendra College of Engineering (Evening), Manasa Gangothri, Mysore	Mysore	08212512568	Pvt. Unaided

ANNEXURE-16

ಇಂಜಿನಿಯರಿಂಗ್ ಕಾಲೇಜುಗಳಲ್ಲಿ ಬೋಧಿಸಲಾಗುವ ಪಠ್ಯಕ್ರಮಗಳ ವಿವರ

Courses offered in Engineering Colleges

2013-14

S N	Course	Course Code
1	Aeronautical Engineering	AE
2	Architecture	AR
3	Automobile Engineering	AU
4	Bio Medical Engineering	BM
5	Bio-Technology	BT
6	Civil Engineering	CE
7	Chemical Engineering	CH
8	Ceramics & Cement Technology	CR
9	Computer Science & Engineering	CS
10	Construction Technology Management	CT
11	Electronics & Communication Engineering	EC
12	Electrical & Electronics Engineering	EE
13	Electronics & Instrumentation Technology	EI
14	Environmental Engineering	EN
15	Electronics & Telecommunication Engineering	ET
16	Information Science & Engineering	IE
17	Industrial Engineering Management	IM
18	Industrial Production Engineering	IP
19	Instrumentation Technology	IT
20	Medical Electronics	MD
21	Mechanical Engineering	ME
22	Mining Engineering	MN
23	Marine Engineering	MR
24	Mechtronics Engineering	MT
25	Petrochem Engineering	PE
26	Precision Manufacturing	PM
27	Polymer Technology	PT
28	Automation and Robotics Engineering	RO
29	Aero Space Engineering	SE
30	Silk Technology	ST
31	Telecommunications Engineering	TC
32	Tool Engineering	TE
33	Textiles Technology	TX

ANNEXURE-17

ಸರ್ಕಾರಿ/ಅನುದಾನಿತ ಪಾಲಿಟೆಕ್ನಿಕ್‌ಗಳಲ್ಲಿ ಲಭ್ಯವಿರುವ ಹಾಸ್ಟೆಲ್ ಸೌಲಭ್ಯ ಹಾಗೂ ಬೋಧಿಸಲಾಗುವ ಪಠ್ಯಕ್ರಮಗಳ ವಿವರ

Details of the Hostel facilities and different courses in the Govt./Aided Polytechnics 2013-14

Name of the Polytechnic	Courses	Name of the Polytechnic	Courses
1. Govt. S.J. Polytechnic, Bangalore (*)	A, C, J, L, T, U, V, Q, E, D, K, B, MT, CEE	16. Tippu Shahid Polytechnic, Hubli(Aided)	E, A, J
2. Govt. S.J (Evening) Polytechnic, Bangalore	A, B, C, D	17. SGES Rural Polytechnic, Tharihalala, Hubli (Aided)	E,A, G, B
3. Govt. Institute of Textile Technology, Bangalore	M	18. Anjuman E-Islam Polytechnic, Mallasamudra, Gadag (Aided) (* †)	D,A, R
4. Govt. Polytechnic for Women, Bangalore (†)	F, A, B, CP(K), CP(E), FT, LI	19. RTES Rural Polytechnic, Hulkoti (Aided) (* †)	C, A, M
5. Giridhar Ramnarayan Institute of Commercial Practice, Bangalore	CP(K), CP(E)	20. Govt. Polytechnic, Gulbarga (*)	C, E, D, A, B, O
6. Institute of Prtg. Technology, Bangalore	X	21. Govt. Polytechnic for Women, Gulbarga	A, B, CP, FT
7. SRC Institute of Business Management, Bangalore	BA	22. Govt. Polytechnic, Afzalpura, Gulbarga Dist.	A, B, C, E
8. Govt. Polytechnic, Channasandra, Bangalore	A, B, C, E	23. Govt. Polytechnic, Kalagi	A, B, C, E
9. Govt. Polytechnic, Immadihalli, Bangalore	A, B, C, E	24. Govt. Polytechnic, Surapura, Yadgir	A, B, C, E
10. APS Polytechnic, Somanahalli, Bangalore (Aided)	C, E, D, A, B	25. KCT Polytechnic, Gulbarga (Aided)	E, D, C, A
11. MEI Polytechnic, Bangalore (Aided)	C, E, D, A, B, G	26. Nutan Vidyalaya Society Polytechnic, Brahampur, Gulbarga (Aided) (†)	A
12. MEI (Evening) Polytechnic Bangalore (Aided)	A, C	27. Smt.LV(Govt) Polytechnic, Hassan (*)	C, L, J, E, D, B
13. Impact Polytechnic, Bangalore (Aided)	C, D, A, J, H	28. Govt. Polytechnic for Women, Hassan (†)	A, CP(K), CP(E), FT, LI
14. Film & TV Institute, Hesaraghatta Post, Bangalore	Cine, S&TV	29. Govt. Polytechnic, Holenarasipura.	A, B, C, E
15. P.V.P Polytechnic, Bangalore (Aided)	E, C, D, A, B, G, J, O	30. Govt. Polytechnic, Chintamani(*)	C, E, D, A, B, J, CP

31. Al-Khteeb Polytechnic, Bangalore (Aided)	A, E	48. Govt. School of Mines, K.G.F(*)	P, C, B
32. Karnataka Institute of Leather Technology, Bangalore (LIDKAR)	I	49. Govt. Polytechnic, Bagepalli	A, B, C, J
33. Sri Venkateshwara Polytechnic, Bangalore (Aided)	C, A, J, B	50. Govt. Polytechnic, Mulbagilu, Kolar (Dist)	A,B, C, E
34. Govt. Polytechnic, Channapatna(*)	A, J, E, D, B, C	51. Govt. School of Mines K.G.F, Kolar.	A, B, C, E
35. Govt. Polytechnic for Women, Ramanagaram.	A, B, CP, FT	52. KVT Polytechnic, Chickballapur- (Aided) (* †)	C, A, B, J
36. Govt Polytechnic, Ramanagaram	A, B, C, E	53. Govt. Polytechnic, Koppal	A,B, C
37. Govt Polytechnic, Bagalkote	A, B, C, E	54. Govt. Polytechnic, Kushtagi	A, B, C
38. BVVS Polytechnic, Bagalkote (Aided) (*)	C, J, E, D, A, B, CP	55. Govt. Polytechnic, Karatagi, Koppal(Dist)	A, B, C, E
39. CV Charantimath Rural Polytechnic, Hungund, Bagalkot Dist (Aided) (*†)	E, C	56. Dr. G S Melkote Rural Polytechnic, Yalburga (Aided)	E, A
39. B.V.V. Sangha's S.R.V. Rural Polyte, Guledgud, Bagalkot. (Aided) (*)	A, M	57. Govt. C.P.C Polytechnic, Mysore (*)	C, D, E, J,B, L, CP(K), CP(E), A
40. Govt. Polytechnic, Bilagi, Bagalkot (Dist)	A, B, C, E	58. Govt. Polytechnic, K.R.Pet, Mandya Dist (*)	C, E,D,A, B
41. Govt. Polytechnic, Mudhola, Bagalkote(Dist.)	A, B, C, E	59. Govt. Polytechnic, Chamaraja Nagar (*)	C, L, E, A, B
42. Govt. Polytechnic, Rabakavi-Banahatti, Bagalkot (Dist)	A, B, C, E	60. Govt. Polytechnic Kushalnagar (*)	C, E,D,A, J
43. Govt. Polytechnic, Belgaum (*)	A, C, J, E, D, CP(K), CP(E)	61. Govt Polytechnic, Mirle	A,B, C, E
44. Govt. Polytechnic, Athani, Belgaum Dist.	A, B, C, E	62. Govt Polytechnic, Arakere, Srirangapatana Taluk	A, B, C, E
45. Maratha Mandal Polytechnic, Belgaum (Aided) (* †)	E, C, D, A, J	63. Govt Polytechnic, Nagamangala, Mandya	A, B, C, E
46. Gomatesh Polytechnic, Hindwadi, Gomateshnagar, Belgaum(Aided)(*)	E, C, D, A, J	64. JSS Polytechnic for Women, Mysore (Aided) (*)	A, H, B, G, CP, FT, N

47. Motichand Lengade Bharathesh Polytechnic, Belgaum (Aided) (*)	C, J	65. JSS Polytechnic, Nanjangud (Aided)	C, A, E
66. Govt., Polytechnic, Bellary (*)	E, C, D, J , S, B, A	84. Banumaiah Polytechnic, Mysore (Aided)	B, A
67. Govt. Polytechnic, Kudligi , Bellary (Dist.)	A, B, C, E	85. Govt. Residential Polytechnic for Women, Shimoga (+)	A, B, CP(K), CP(E), FT
68. Govt. Polytechnic, Kampli, Bellary Dist.	A, B, C, E	86. Govt.VISL Polytechnic, Bhadravathi (*)	C, E, D, S
69. TMAE Society Polytechnic, Hospet-583201 (Aided) (*)	C, D, J , E, A	87. Govt.Polytechnic, Soraba, Shimoga(Dist)	A, B, E, CP
70. Siraguppa Education Society's Polytechnic, Siraguppa (Aided)	E, C, D	88. Govt. Women Polytechnic, Shiralakoppa. Shimoga(Dist)	A,B,C,E
71. Govt. Polytechnic, Bidar(*)	C, J, E, D, CP(K), CP(E), A	89. Sanjay Memorial Polytechnic, Sagar, Shimoga(Dist) (Aided) (*)	E,C,A,B
72. Govt. Polytechnic, Aurad, Bidar Dist.	A, B, C, E	90. Sahyadri Polytechnic, Thirthahalli Shimoga(Dist) (Aided)	E,C,D,A
73. J.N. Polytechnic, Thanakushnoor, Bidar Dist (Aided)	A, E, C, D	91. DVS Polytechnic, Shimoga (Aided)	E,A,B
74. Govt. Polytechnic, Bijapur(*)	B, C, E, D, A, J	92. Govt. Polytechnic, Tumkur(*)	B,C,J,E,D,A
75. Govt. Polytechnic, Jalaki, Bijapur (Dist)	A, B, C, E	93. Govt.Polytechnic, Turuvekere, Tumkur (Dist.)	A,B,C,E
76. Govt. DACG Polytechnic, Chikmagalur (*)	C , J, E, D, A, B	94. HMS Polytechnic, Tumkur(Aided) (* +)	E,C,D,A,J,B
77. Govt.Polytechnic, Belur	A, B, C, E	95. Govt.Polytechnic, Karwar(*)	C,E,D,B,J,CP(K),C P(E)
78. Govt. Karnataka Polytechnic, Mangalore(*)	A, C, J , E, D, W, K, B	96. Govt.Polytechnic, Joida, UK (Dist.)	A,B,C,E
79. Govt. Polytechnic for Women, Mangalore(t)	A, B, LI, CP(K), CP(E)	97. Govt.Polytechnic, Siddapura. UK (Dist)	A,B,C,E
80. Govt Women's Polytechnic, Karkala. Udupi (Dist.)	A, B, C, E	98. Govt.Polytechnic, Mundgod. UK Dist.	A,B,C,E
81. Govt.Polytechnic, Udupi	A, B, C, E	99. R N Shetty Polytechnic, Sirsi, UK (Aided) (*)	D,E
82. Govt Polytechnic, Bantwala, DK Dist.	A, B, C, E	100. Sri Vidyadhiraja Polytechnic, Kumta (Aided)	E,C,A

83.NRAM Polytechnic, Nitte, Karkala, Udupi (Dist) (Aided) (* †)	E, C, D, A, B	101. Govt.Polytechnic, Raichur (*)	C,E,D,B,A
102. KVG Polytechnic, Sullia.D.K (Aided)	E, C, A, D, J	113. Govt.Polytechnic, Lingasugur. Raichur (Dist.)	A,B,C,E
103. Shree Niranjana Swamy Polytechnic, Bajpe, Mangalore (Aided)	E, C, A	114. Govt.Polytechnic, Devadurga, Raichur (Dist)	A , B ,C,E
104. S N Moodbidri Polytechnic, Kodangallu, Mangalore	C, D, A	115.Govt. DRR Polytechnic, Davangere (* †)	C, E, D, A, CP(K), CP(E),B
105. M.V.P Rural Polytechnic, Hirekerur, Haunsbhavi, Haveri (Aided) (* †)	C, D, J	116. Govt.Polytechnic, Chitradurga	A, B, C, E
106. Govt Polytechnic for Women, Hubli (†)	F, A, B, CP(K), CP(E) ,FT	117. Govt.Polytechnic, Hanagal Haveri (Dist.)	A, B, C, E
107. Govt. Polytechnic, Hubli	A, B, C, E	118. Govt. Polytechnic, Harapanahalli	A, B, C, E
108. Govt.Polytechnic, Gadag	A, B, C, E	119. Govt. Polytechnic, Harihara	A, B, C, E
109.Govt.Polytechnic Gajendragad, Gadag (Dist)	A, B, C, E	120. Govt. Polytechnic, Hiriyur, Chitradurga (Dist).	A, B, C, E
110. Govt. Polytechnic, Bankapura, Shiggaonvi(Tal.), Haveri (Dist.)	A, B, C, E	121. Govt. Polytechnic, Hosadurga, Chitradurga (Dist).	A, B, C, E
111. K.H.K Institute of Technology, Dharwad (Aided) (* †)	C, B, J, E, D, A, CP(K), CP(E)	122. STJ Polytechnic, Harapanahalli, Davangere Dist(Aided)	C, D
112.SJM Polytechnic, Chitradurga (Aided) (* †)	E, C, A, J	123.Bapuji Polytechnic, Davangere (Aided) (* †)	E, C, A

Note: *availability of Boys Hostels † availability of Girls Hostel

ANNEXURE-18

ಸರ್ಕಾರಿ ಕಿರಿಯ ತಾಂತ್ರಿಕ ಶಾಲೆಗಳಲ್ಲಿನ ಪ್ರವೇಶಾತಿ ಅಂಕಿ-ಅಂಶ
Admission Statistics of Govt. Junior Technical Schools
2013-14

S N	Name of the Institution	Contact No.	Year of Establi shment	Intake (for all 3 years	Total Admission (for 8 th Std. Pass)
1	Govt. Junior Technical School, Bellary	(08392) 240471	1966	60	60
2	Govt. Junior Technical School, Hubli	(0836) 2372494	1950	60	59
3	Govt. Junior Technical School, Mangalore	(08472) 2213342	1965	60	21
4	Govt. Junior Technical School, Bagalkot	(08354) 220724	1965	60	34
5	Govt. Junior Technical School, Bhadravathi, Shimoga District	(08282) 271496	1965	60	60
6	Govt. Junior Technical School, Gulbarga	(08472) 2201082	1965	60	45
Total				360	279

ANNEXURE-19

ಖಾಸಗಿ ಅನುದಾನರಹಿತ ಕಿರಿಯ ತಾಂತ್ರಿಕ ಶಾಲೆಗಳಲ್ಲಿನ ಪ್ರವೇಶಾತಿ ಅಂಕಿ-ಅಂಶ
Admission Statistics for the Pvt. Unaided Junior Technical Schools
2013-14

Sl. No.	Name of the Institution	Intake (for 1 year)	Total Admission (for 8 th Standard Pass)
1	Shri Kalikambha Junior Technical School, Karkal, Udipi Dist.	60	21
2	Belgaum Integrated Rural Development Society, Junior Technical School, Belgaum	60	31
3	Dr. MP Nadagouda Junior Technical School, Ghatprabha, Gokak Taluka, Belgaum Dist.	60	24
4	Pragati Education Trust Junior Technical School, Kampli, Hospet Taluka, Bellary Dist.	60	25
5	Sri Durgamata Education Society Junior Technical School, Hirekerur, Haveri Dist.	60	19
6	K S Gowda Education Trust Junior Technical School, Nintikallu, Sullya, DK Dist.	60	25
TOTAL		360	145

ANNEXURE-20

ಲಲಿತ ಕಲಾ ಕಾಲೇಜುಗಳ ಪಟ್ಟಿ
List of Fine Arts Schools/Colleges
2013-14

SN	Type	Name of the Fine Arts Schools/Colleges	District
1	Pvt.	ಪ್ರಭು ರಾಜೇಂದ್ರ ಚಿತ್ರಕಲಾ ಶಾಲೆ, ಅಮೀನಗಡ, ಹುನಗುಂದ ತಾಲ್ಲೂಕು	Bagalkote
2	Aided	ಮಹೇಶ ಚಿತ್ರಕಲಾ ಮಹಾವಿದ್ಯಾಲಯ, ಅಶೋಕ ಸರ್ಕಲ್, ಜಮಖಂಡಿ	Bagalkote
3	Pvt.	ವಿಜಯ ಚಿತ್ರಕಲಾ ಮಹಾವಿದ್ಯಾಲಯ, ಇಳಕಲ್, ಹುನಗುಂದ ತಾಲ್ಲೂಕು	Bagalkote
4	Pvt.	ವಿಶ್ವನೋತನ ಚಿತ್ರಕಲಾ ಶಾಲೆ, ಬಾಗಲಕೋಟೆ	Bagalkote
5	Pvt.	ಚಾಲೂಕೈ ಚಿತ್ರಕಲಾ ಮಹಾವಿದ್ಯಾಲಯ, ಬಾದಮಿ	Bagalkote
6	Aided	ಕೆ.ಎನ್.ಕಲಾ ಶಾಲೆ , ಪೋಸ್ಟ್ ಆಫೀಸ್ ಹತ್ತಿರ ಶೇಷಾದ್ರೀಪುರಂ, ಬೆಂಗಳೂರು	Bangalore
7	Aided	ಕಲಾ ಮಂದಿರ ಚಿತ್ರಕಲಾ ಶಾಲೆ, ಡಿ.ವಿ.ಜಿ ರಸ್ತೆ, ಬಸವನಗುಡಿ, ಬೆಂಗಳೂರು	Bangalore
8	Pvt.	ಚೇತನ ಲಲಿತ ಕಲಾ ಮಹಾವಿದ್ಯಾಲಯ, ನಂ.೧೨೯. ೧೪ನೇ ಕ್ರಾಸ್, ೨ನೇ ಹಂತ, ಗಿರಿನಗರ, ಬೆಂಗಳೂರು-೫೬೦೦೫೮	Bangalore
9	Aided	ಚಿತ್ರಕಲಾ ಪರಿಷತ್, ಬೆಂಗಳೂರು (ಕಾಲೇಜು)	Bangalore
10	Aided	ಬೆಸನ ಸ್ಮಿತ್ ಚಿತ್ರಕಲಾ ಶಾಲೆ, ಬೆಳಗಾವಿ	Belgaum
11	Aided	ಶ್ರೀ ಮುರಾಘೇಂದ್ರ ಲಲಿತ ಕಲಾ ಮಂದಿರ, ಅಥಣಿ	Belgaum
12	Aided	ಶ್ರೀ ವಿವೇಕಾನಂದ ಕಲಾ ಮಂದಿರ, ರಾಯಭಾಗ	Belgaum
13	Aided	ಕರ್ನಾಟಕ ಲಲಿತ ಕಲಾ ಮಹಾವಿದ್ಯಾಲಯ, ಗೋಕಾಕ್	Belgaum
14	Pvt.	ಚಿಕ್ಕೋಡಿ ಚಿತ್ರಕಲಾ ಶಾಲೆ, ಚಿಕ್ಕೋಡಿ	Belgaum
15	Pvt.	ತೋಟದ ಸಿದ್ದಲಿಂಗೇಶ್ವರ ಚಿತ್ರಕಲಾ ಶಾಲೆ, ಸವದತ್ತಿ	Belgaum
16	Pvt.	ನೂತನ ಲಲಿತಕಲಾ ಮಹಾವಿದ್ಯಾಲಯ, ಕಾರ್ಪೋರೇಷನ್‌ಬಿಲ್ಡಿಂಗ್, ನಿಪ್ಪಾಣಿ, ಚಿಕ್ಕೋಡಿ ತಾಲ್ಲೂಕು	Belgaum
17	Pvt.	ಡಾ ಅಂಬೇಡ್ಕರ್ ಚಿತ್ರಕಲಾ ಶಾಲೆ, ಮರದಗಲ್ಲಿ ಸಂಕೇಶ್ವರ, ಹುಕ್ಕೇರಿ ತಾಲ್ಲೂಕು	Belgaum
18	Pvt.	ಕರ್ನಾಟಕ ಗಡಿನಾಡು ಚಿತ್ರಕಲಾ ಶಾಲೆ ನಿಪ್ಪಾಣಿ, ಚಿಕ್ಕೋಡಿ ತಾಲ್ಲೂಕು	Belgaum
19	Pvt.	ಶ್ರೀ ಶಿವಯೋಗೇಶ್ವರ ಲಲಿತ ಕಲಾ ಮಹಾವಿದ್ಯಾಲಯ, ಇಂಚಲ ರಸ್ತೆ, ಬೈಲಹೊಂಗಲ	Belgaum
20	Pvt.	ಸಿದ್ದಾರ್ಥ ಲಲಿತ ಕಲಾ ಮಹಾವಿದ್ಯಾಲಯ, ಗೋಕಾಕ್	Belgaum
21	Pvt.	ಉತ್ತಂಗ ಚಿತ್ರಕಲಾ ಶಾಲೆ, ಕಾಗವಾಡ, ಅಥಣಿ ತಾಲ್ಲೂಕು	Belgaum
22	Pvt.	ಭವಾನಿ ಫೈನ್ ಆರ್ಟ್ ಕಾಲೇಜು, ಕಂಟೋನ್‌ಮೆಂಟ್ ಬಳ್ಳಾರಿ	Bellary
23	Pvt.	ಹಂಪಿ ಫೈನ್ ಆರ್ಟ್ ಕಾಲೇಜು ಹೊಸಪೇಟೆ ತಾಲ್ಲೂಕು	Bellary

SN	Type	Name of the Fine Arts Schools/Colleges	District
24	Pvt.	ಶ್ರೀ ಭುವನೇಶ್ವರಿ ಫೈನ್ ಆರ್ಟ್ ಕಾಲೇಜ್ ಹೂವಿನಹಡಗಲಿ ತಾಲ್ಲೂಕು	Bellary
25	Aided	ಯೋಗೀಶ ಚಿತ್ರಕಲಾ ಶಾಲೆ, ದರ್ಗಾಪುರ ಬೀದರ	Bidar
26	Pvt.	ಚನ್ನಬಸವ ಪಟ್ಟದ ದೇವರು ಫೈನ್ ಆರ್ಟ್ ಕಾಲೇಜ್ ಉಪನ್ಯಾಸಕರ ಕಾಲೋನಿ, ಭಾಲ್ಕಿ ತಾಲ್ಲೂಕು	Bidar
27	Pvt.	ಶ್ರೀ ವೀರಭದ್ರೇಶ್ವರ ಫೈನ್ ಆರ್ಟ್ ಕಾಲೇಜ್ ಹುಮನಾಬಾದ ತಾಲ್ಲೂಕು	Bidar
28	Pvt.	ಶ್ರೀ ಬಸವೇಶ್ವರ ಫೈನ್ ಆರ್ಟ್ ಕಾಲೇಜ್, ಬಸವಕಲ್ಯಾಣ ತಾಲ್ಲೂಕು	Bidar
29	Pvt.	ಡಾ ಎಸ್.ಎಂ.ಪಂಡಿತ್ ಫೈನ್ ಆರ್ಟ್ ಕಾಲೇಜ್, ಪುರ ಕಾಲೋನಿ, ಬೀದರ	Bidar
30	Aided	ಶ್ರೀ ಸಿದ್ದೇಶ್ವರ ಚಿತ್ರಕಲಾ ಮಂದಿರ, ಬಿಜಾಪೂರ	Bijapur
31	Aided	ಆರ್.ಎಸ್.ವಿ.ಎಲ್.ಬಿ ಚಿತ್ರಕಲಾ ಶಾಲೆ, ಹೂವಿನಹಿಪ್ಪುರಗಿ ಬಸವನ ಬಾಗೇವಾಡಿ ತಾಲ್ಲೂಕು	Bijapur
32	Aided	ಆರ್.ಎಸ್.ವಿ.ಎಲ್.ಬಿ ಚಿತ್ರಕಲಾ ಮಹಾವಿದ್ಯಾಲಯ, ಇಚಿಡಿ	Bijapur
33	Pvt.	ಶ್ರೀ ಗುರುಪಾದಪ್ಪ ಚಿತ್ರಕಲಾ ಮಹಾವಿದ್ಯಾಲಯ ಮುದ್ದೇಬಿಹಾಳ	Bijapur
34	Pvt.	ರಾಜಾ ರವಿವರ್ಮ ಚಿತ್ರಕಲಾ ಮಹಾವಿದ್ಯಾಲಯ, ಬಸವನಬಾಗೇವಾಡಿ	Bijapur
35	Pvt.	ಶಾಂತೇಶ್ವರ ಚಿತ್ರಕಲಾ ಶಾಲೆ, ಸಿಂಧಗಿ	Bijapur
36	Pvt.	ಅಮರ ಶಿಲ್ಪಿ ಜಕಣಾಚಾರಿ ಚಿತ್ರಕಲಾ ಶಾಲೆ, ನಿಡಗುಂದಿ, ತಾ ಬಸವನಬಾಗೇವಾಡಿ	Bijapur
37	Pvt.	ಶಾಂತಿ ನಿರೀತನ ಚಿತ್ರಕಲಾ ಶಾಲೆ ಎಂ.ಜಿ.ರಸ್ತೆ ಟಿ.ಸಿ ಬಿಲ್ಡಿಂಗ್, ಚಿಕ್ಕಮಗಳೂರು	Chikkamagalur
38	Pvt.	ಎಸ್.ಜೆ.ಎಂ ಚಿತ್ರಕಲಾ ಶಾಲೆ, ಬ್ರಹ್ಮನೂರ, ಬಿ.ಡಿ. ರಸ್ತೆ ಚಿತ್ರದುರ್ಗ	Chitradurga
39	Pvt.	ರಾಜಾ ರವಿವರ್ಮ ಚಿತ್ರಕಲಾ ಶಾಲೆ, ಜಗಳೂರು, ಚಿತ್ರದುರ್ಗ ತಾಲ್ಲೂಕು	Chitradurga
40	Pvt.	ಇಳಕಲ್ ವಜ್ರಪ್ಪ ಸ್ಮಾರಕ ಚಿತ್ರಕಲಾ ಶಾಲೆ , ವಿಜಯನರ ಹೊಸದುರ್ಗ ತಾಲ್ಲೂಕು	Chitradurga
41	Govt.	ಸರ್ಕಾರಿ. ಚಿತ್ರಕಲಾ ಮಹಾವಿದ್ಯಾಲಯ, ಧಾರವಾಡ-೫೮೦೦೦೮, ಮೊ: ೯೩೪೧೨೪೨೪೦೧	Dharwad
42	Aided	ವಿಜಯ ಮಹಾಂತೇಶ್ ಲಲಿತ ಕಲಾ ಮಹಾವಿದ್ಯಾಲಯ, ಆಸ್ಪತ್ರೆ ಕಾಂಪೌಂಡ್, ಹುಬ್ಬಳ್ಳಿ	Dharwad
43	Aided	ಭಾರತೀಯ ಕಲಾ ಕೇಂದ್ರ, ಧಾರವಾಡ	Dharwad
44	Aided	ಜೆ.ಎಸ್.ಎಸ್. ಹಾಲಭಾವಿ ಸ್ಕೂಲ್ ಆಫ್ ಆರ್ಟ್ಸ್, ಧಾರವಾಡ	Dharwad
45	Pvt.	ಗಂಗಾಂಭೀಕ ಎಸ್.ಜೆ. ಮೆಮೋರಿಯಲ್ ಲಲಿತ ಕಲಾ ಶಾಲೆ, ಭಾರತೀನಗರ, ಸಪ್ತಾಪುರ, ಧಾರವಾಡ	Dharwad
46	Aided	ಮಹಾಲಸಾ ಚಿತ್ರಕಲಾ ಶಾಲೆ, ಹಮೀದ ಕಾಂಪ್ಲೆಕ್ಸ್ ೨ನೇ ಕ್ರಾಸ್ ಕಂಬಳ ಕ್ರಾಸ್, ಮಂಗಳೂರು	DK
47	Aided	ವಿಜಯ ಕಲಾ ಮಂದಿರ, ಗದಗ	Gadag
48	Aided	ಜೆ.ಎನ್. ಚಿತ್ರ ಕಲಾ ಮಹಾವಿದ್ಯಾಲಯ, ಗದಗ-ಬೆಟೆಗೆರಿ, ಗದಗ	Gadag

SN	Type	Name of the Fine Arts Schools/Colleges	District
49	Pvt.	ರಾವಿಂದ್ರ ಕಲಾನಿಕೇತನ ಚಿತ್ರಕಲಾ ಶಾಲೆ, ರೋಣ, ಗದಗ ತಾಲ್ಲೂಕು	Gadag
50	Aided	ವಿಜಯ ಲಲಿತ ಕಲಾ ಕಾಲೇಜು , ಗದಗ (ಕಾಲೇಜು)	Gadag
51	Aided	ಕಾಲೇಜು ಆಫ್ ವಿಸ್ಕೂವಲ್ ಆರ್ಟ್ಸ್, ಗುಲ್ಬರ್ಗಾ (ಕಾಲೇಜು)	Gulbarga
52	Aided	ಐಡಿಯಲ್ ಫೈನ್ ಆರ್ಟ್ಸ್ ಚಿತ್ರಕಲಾ ಶಾಲೆ. ಕಾಪೋರೇಶನ್ ಗಾರ್ಡನ್, ಗುಲ್ಬರ್ಗಾ	Gulbarga
53	Pvt.	ಡಿ ಆರ್ಟ್ಸ್ ಇಂಟಿಗ್ರೇಷನ್ ಚಿತ್ರಕಲಾ ಶಾಲೆ, ಸಹಬಜಾರ ಗುಲ್ಬರ್ಗಾ	Gulbarga
54	Pvt.	ರಾಜೀವ ಗಾಂಧಿ ಮೆಮೋರಿಯಲ್ ಫೈನ್ ಆರ್ಟ್ಸ್ ಕಾಲೇಜು ಆಳಂದ್, ಗುಲ್ಬರ್ಗಾ	Gulbarga
55	Pvt.	ಪ್ರಿಯಂಕ ಗಾಂಧಿ ಫೈನ್ ಆರ್ಟ್ಸ್ ಕಾಲೇಜು ಜೀಲಿನಾಬಾದ ಗುಲ್ಬರ್ಗಾ	Gulbarga
56	Aided	ನಿರ್ಮಲ ಚಿತ್ರಕಲಾ ಶಾಲೆ, ಹುನಸಿನಕೆರೆ ರಸ್ತೆ, ಹಾಸನ - ೫೭೩ ೨೦೧	Hassan
57	Pvt.	ಶಾಂತಲಾ ಚಿತ್ರಕಲಾ ಶಾಲೆ, ಮೈಸೂರ ರಸ್ತೆ , ಹಾಸನ	Hassan
58	Pvt.	ಮಂಜುಳಾ ಲಲಿತ ಕಲಾ ಮಹಾವಿದ್ಯಾಲಯ ಸಂತೆಪೇಟೆ ಅರಸೀಕೆರೆ , ಹಾಸನ	Hassan
59	Pvt.	ಶ್ರೀ ಕುಮಾರೇಶ್ವರ ಚಿತ್ರಕಲಾ ಶಾಲೆ, ಸಿಂಧಗಿ ಮಠ, ಶಿವಬಸವನಗರ, ಹಾವೇರಿ	Haveri
60	Pvt.	ವಿಘ್ನೋತ್ತರ ಚಿತ್ರಕಲಾ ಶಾಲೆ, ರಟ್ಟಿಹಳ್ಳಿ, ಹಾವೇರಿ	Haveri
61	Pvt.	ಜೈ ಭಾರತ ಚಿತ್ರಕಲಾ ಶಾಲೆ, ಮಂಡ್ಯ ವಿದ್ಯಾನಗರ- ೫೭೧೪೧೦	Mandya
62	Aided	ಶ್ರೀ ಕಲಾ ನಿಕೇತನ ಸ್ಕೂಲ್ ಆಫ್ ಆರ್ಟ್ಸ್ ಸೈಯಾಜಿ ರಸ್ತೆ, ಮೈಸೂರು	Mysore
63	Pvt.	ವೈಜಯಂತಿ ಚಿತ್ರಕಲಾ ಮಹಾವಿದ್ಯಾಲಯ ಬಿ.ವಿ. ನಿಲಯ, ಕೆ.ಆರ್. ಮೊಹಲ್ಲಾ ಮೈಸೂರು	Mysore
64	Pvt.	ಭರತ ಚಿತ್ರಕಲಾ ಶಾಲೆ, ಶಾಂತರಾಜ ಅರಸು ರಸ್ತೆ ಕುವೆಂಪುನಗರ ಮೈಸೂರು	Mysore
65	Pvt.	ಶ್ರೀ ರವಿವರ್ಮ ಚಿತ್ರಕಲಾ ಶಾಲೆ, ಬಡ್ವಾಳ ಸರ್ಕಾಲ್ ಸಮೀಪ ಸರಸರಾಜ ರಸ್ತೆ ಚಾಮರಾಜಪುರಂ, ಮೈಸೂರು	Mysore
66	Pvt.	ನೋತನ ಲಲಿತ ಕಲಾ ಮಹಾವಿದ್ಯಾಲಯ, ರಾಯಚೂರು	Raichur
67	Pvt.	ಶ್ರೀ ಗುರು ಫೈನ್ ಆರ್ಟ್ಸ್ ಕಾಲೇಜು, ರಾಯಚೂರು	Raichur
68	Pvt.	ನೋತನ ಲಲಿತ ಕಲಾ ಮಹಾವಿದ್ಯಾಲಯ, ಸಿಂಧನೂರು ತಾಲ್ಲೂಕು	Raichur
69	Pvt.	ನೋತನ ಲಲಿತ ಕಲಾ ಮಹಾವಿದ್ಯಾಲಯ, ಲಿಂಗಸೂಗುರ	Raichur
70	Pvt.	ಶ್ರೀ ಜಗದ್ಗುರು ಪಂಚಾಚಾರ್ಯ ಚಿತ್ರಕಲಾ ಮಹಾವಿದ್ಯಾಲಯ ಕೆ.ಆರ್.ಪುರಂ ರಸ್ತೆ, ಶಿವಮೊಗ್ಗ	Shimoga
71	Govt.	ಸರ್ಕಾರಿ ಚಿತ್ರಕಲಾ ಮಹಾವಿದ್ಯಾಲಯ, ಸರ್ಕಾರಿ ಜ್ಯೂನಿಯರ್ ಕಾಲೇಜ್ ಆವರಣ, ಬಿ-ಹೆಚ್ ರಸ್ತೆ, ತುಮಕೂರು ಮೊ: ೯೪೪೮೫೪೫೫೫೫೫೫	Tumkur
72	Aided	ರವೀಂದ್ರ ಕಲಾನಿಕೇತನ, ಬಿಎಚ್.ರಸ್ತೆ, ತುಮಕೂರು	Tumkur
73	Aided	ವಾಣಿ ಚಿತ್ರಕಲಾ ಶಾಲೆ, ಚಿಕ್ಕನಾಯಕನಹಳ್ಳಿ, ತುಮಕೂರು	Tumkur
74	Pvt.	ರವಿವರ್ಮ ಚಿತ್ರಕಲಾ ಶಾಲೆ, ಗೆದ್ದಲಹಳ್ಳಿ ರಸ್ತೆ, ಉಪ್ಪಾರಹಳ್ಳಿ, ತುಮಕೂರು	Tumkur
75	Pvt.	ಚಿತ್ರಕಲಾ ಮಂದಿರ ಜಂಗಮ ಮಠ, ಸಿಟಿ ಬಸ್‌ಸ್ಟಾಂಡ್ ಹತ್ತಿರ, ಉಡುಪಿ	Udupi
76	Aided	ಟ್ಯಾಗೋರ ಸ್ಕೂಲ್ ಆಫ್ ಆರ್ಟ್ಸ್ ಕಾಜುಬಾಗ, ಕಾರವಾರ	UK
77	Pvt.	ಬ್ಲೂ ಸ್ಟಾರ್ ಫೈನ್ ಆರ್ಟ್ಸ್ ಕಾಲೇಜು ಕಲ್ಯಾಣ ಮಂಟಪ ಹತ್ತಿರ ಮುಖ್ಯ ರಸ್ತೆ, ಯಾದಗಿರಿ	Yadgir

ANNEXURE-21

ಟೈಲರಿಂಗ್ ಕ್ರಾಫ್ಟ್ ಕೋರ್ಸ್ ನಡೆಸುವ ಸಂಸ್ಥೆಗಳ ವಿವರ

Details of the Tailoring Craft Course Institutes

2013-14

Sl. No.	Institute Code	Institute Name where the Craft Course in Tailoring is conducted
1	601	DJM Category Training Centre Nelamangala
2	602	Govt. Women's Polytechnic
3	603	MEG Centre Bangalore
4	604	Employees Welfare Fund , HAL , Bangalore
5	605	Vishwabhrati Tailoring Institute, Bangalore
6	606	AGAS, Bangalore
7	607	Vaibhav Tailoring Institution, Bangalore
8	608	KCD Women's Fellowship, Bangalore
9	609	Mudaliar Seva Sangham, Bangalore
10	610	Nagarsabha Tailoring Institute, Bangalore
11	611	Vani Mahila Seva Mandali, Bangalore
12	612	Janakalyan Trust, Bangalore
13	613	Christ Vidyalaya, Bangalore
14	614	MAAC Institute Jindal Nagar, Bangalore
15	615	SSS Samsthe, Guledagudda, Bagalkote Dist.
16	616	Gurupadeshwara Tailoring Institute Bilagi, Bagalkote Dist.
17	617	Amar Joythi Tailoring Institute, Kerur, Bagalkote Dist.
18	618	Karnataka Occupation Education Society, Kerur, Bagalkote Dist.
19	619	M V Mahila Shikshana Samsthe, Asangi, Bagalkote Dist.
20	620	Renuka Tailoring Institution, Bagalkote
21	621	Navodya Tailoring Institute, Ilakal, Bagalkote Dist.
22	622	Sri Bhuvaneshwari Tailoring Centre Rabkavi, Bagalkote Dist.
23	623	Akkamahadevi Tailoring Centre Bagalkote
24	624	Joythi Holige Tarabeti Kendra, Badami
25	625	Neelambika Tailoring Training Institute, Kudalsangama, Bagalkote, Dist.
26	626	Gangambika Tailoring Training Institute, Mudhol, Bagalkote, Dist.
27	627	S S Tailoring Training Centre, Kaladagi, Bagalkote Dist.
28	628	Shri BV Shikshana Samsthe, Bilagi, Bagalkote Dist.
29	629	NM & MA Samsthe, Bilagi, Bagalkote, Dist.
30	630	School of Crafts, Belgaum
31	631	Ambika Institution of Tailoring, Belgaum
32	632	Roopa Tailoring Institution, Belgaum
33	633	Vinayaka Tailoring School, Jamkhandi, Bagalkote Dist.
34	634	Nuthan Shivana Kala Kendra, Belgaum
35	635	Akkanagamma Tailoring Training Institution, Ramdurga, Belgaum Dist.
36	636	Ratnamma Tailoring Training Centre, Gokak, Belgaum Dist.

Sl. No.	Institute Code	Institute Name where the Craft Course in Tailoring is conducted
37	637	Sri Jaimatha, Tailoring Training Centre, Raibagh, Belgaum Dist.
38	638	Naveen Holige Training Centre, Davangere
39	639	Sangeetha Welfare Association, Davangere
40	640	Sri Durgambika Mahila Samaj, Davangere
41	641	PF Makers Tailoring Centre, Davangere
42	642	Sri Akkamahadevi Samaj(R), Davangere
43	643	Mahalia Seva Samaj, Davangere
44	644	School of Mining, KGF , Kolar Dist.
45	645	St. Joseph's Technical School, KGF, Kolar Dist.
46	646	BEML Welfare Training Institute, KGF, Kolar Dist.
47	647	Methodist Girls' Vocational School, Kolar
48	648	Sri Rajalakshi Mahila Mandala, Kolar
49	649	Vindya Tailoring Institute Chikkaballapura
50	650	Sri Saraswathi Mahila Mandali, Kolar
51	651	Shravani Mahila Mandali Kolar
52	652	Kamala Tailoring Centre, Bidar
53	653	SG Holige Tarabethi Kendra, Bhalki, Bidar Dist.
54	654	Govt. Polytechnic, Bidar
55	655	SW & CD Centre Chamrajnagar
56	656	Govt. Polytechnic, Raichur
57	657	Govt. Women's Polytechnic, Hassan
58	658	The Institute of Tailoring Technology, Udupi
59	659	Gayatri Mahila samaj, Chitradurga
60	660	Shri Shakthi Tailoring Training Centre, Chitradurga
61	661	Ambika Mahila Samaj, Chitradurga
62	662	Govt. Polytechnic, Tumkur
63	663	KCD Sangha, Tumkur
64	664	Women's Career Tailoring Institute, Bellary
65	665	Bharathi Tailoring Institute Huvinhadagali, Bellary Dist.
66	666	Lokare Tailoring Institution, Hospet, Bellary Dist.
67	667	Don Boscco Professional Academy, Hospet, Bellary Dist.
68	668	Sondur Kushal Kala Kendra, Hospet, Bellary Dist.
69	669	Akansha Rural Development Society Vidyanagar, Hospet, Bellary Dist.
70	670	Global Education Trust, Hospet, Bellary Dist.
71	671	Vanitha Tailoring Class, Bijapur
72	672	RK Kulkarni Tailoring Class, Bijapur
73	673	Amba Bhavani Tailoring Institute, Bijapur
74	674	Arunodaya Tailoring Training Centre, Bijapur
75	675	Bhagashri Mahali Mandala Jamkhandi, Bagalkote Dist.
76	676	Gurur Koteswara Tailoring Training Centre, Muddebihala, Bijapur Dist.
77	677	Sharada Tailoring Training Cnetre, Muddebihal, Bijapur Dist.
78	678	Shateshwara Lalit Kala Vidyalaya, Sindgi, Bijapur Dist.

Sl. No.	Institute Code	Institute Name where the Craft Course in Tailoring is conducted
79	679	Ideal Education Cultural Society, Shivanagi
80	680	Karnataka Tailoring Institute, Jamkhandi, Bagalkote dist.
81	681	Sri Saraswathi Tailoring Training Cnetre, Tarikere, Tumkur Dist.
82	682	MVS Holige Tarabethi Kendra, Shimoga
83	683	SN Holige Tarabethi Kendra, Hosanagara, Shimoga Dist.
84	684	Mahila Shakari Mandal, Haladipura
85	685	Seva Vahini Talioring Centre Bhatkal, UK Dist.
86	686	Thakkarabapa Seva Kendra Tailoring Institute, Ankola, UK Dist.
87	687	Central Tailoring Institutution , Gadag
88	688	Ramachandra Tailoring Institutution , Gadag
89	689	Hidayatula Islam Tailoring Institute Gadag
90	690	Bhagyshree Mahila Tailoring Institute, Gadag
91	691	Gayatri Mahila Mandal (R) Gadag Bategeri
92	692	Kasturba Tailoring Institute Gajendraghad, Gadag Dist.
93	693	Jai Bhuwaneshwari Tailoring Institute, Ron, Gadag Dist.
94	694	Aruna Tailoring Institute, Naragal, Ron, Gadag Dist.
95	695	The Modern Tailoring Institute, Hubli, Dharwad Dist.
96	696	Soumya Tailoring Institute, Hubli, Dharwad Dist.
97	697	Karnataka Tailoring Institute, Hubli, Dharwad Dist.
98	698	Vinayaka Tailoring Institute, Old Hubli, Dharwad Dist.
99	699	Karnataka Tailoring School, Dharwad
100	700	Prime Fashion Tailoring Centre, Hubli, Dharwad Dist.
101	701	Gururdeva Rahmananda Tailoring, Dharwad
102	702	Priyadarshini Indira Tailoring Institute, Hubli, Dharwad Dist.
103	703	Bharath Tailoring Institution, Gulbarga
104	704	Surabhi Tailoring School, Gulbarga
105	705	Smt Saraswathi Tailoring Centre, Humnabad, Bidar Dist.
106	706	Zeebra Ladies Tailoring Centre, Humnabad, Bidar Dist.
107	707	Sri Kotkal BBS Samsthe, Shahabad, Bidar Dist.
108	708	Al-Farha Mahila Mandal, Gulbarga
109	709	Sameena Mahila Mandal, Gulbarga
110	710	Nadaiya Tailoring School, Gulbarga
111	711	Chandi Tailoring Centre, Gulbarga
112	712	Bahamani Mahila Mandal, Gulbarga
113	713	Banashnakari Mahila Mandali, Haveri
114	714	Veronica Tailoring For Women, Ranebennur, Haveri Dist.
115	715	MV Mahaila Tailoring Institute, Ranebennur, Haveri Dist.
116	716	BM Tailoring Training Centre, Ranebennur, Haveri Dist.
117	717	SK Basaweshwara Education Society, Shiggoan, Haveri Dist.
118	718	Shoba Mahalia Mandala Byadgi, Haveri Dist.
119	719	Rural Development Technical Education Society, Itagi, Haveri Dist.
120	720	Sri Chennakeshva Tailoring Institute, Kuknur

Sl. No.	Institute Code	Institute Name where the Craft Course in Tailoring is conducted
121	721	Priyadarshini Women's Society, Koppal
122	722	Poornima Tailoring Institute, Gangawathi, Koppal Dist.
123	723	Sri Matha Tailoring Centre Koppal
124	724	S V Education and Rural Development Trust, Kuknoor
125	725	Kiriya Pushpa Family Helper Project, Koppal
126	726	WCP Crafts Tailoring Centre, Dandeli, UK Dist.
127	727	Govt. Polytechnic, Gulbarga
128	728	M Basangoud Dhavalagi Tailoring Institute, Muddebihal, Bijapur Dist.
129	729	RR Tailoring Institute, Kulhora, Bijapur Dist.
130	730	KLE Society's Angadi, Gokak Taluka, Belgaum Dist.
131	731	HTJ College, Sankeshwara, Belgaum Dist.
132	732	KLE Polytechnic, Haveri.
133	733	Govt. DRR Polytechnic, Davangere.
134	734	Vishal Mahila Mandal Davangere.
135	735	Govt. Polytechnic for Women's, Shimoga
136	736	Kadiramma Tailoring School, Bangalore
137	737	Bapuji Education Institute, Sidhanur, Bellary Dist.
138	738	Al-Imaan Tailoring Institute, Bangalore
139	739	Sri Rajeshwari Tailoring Training Institute, Arasikere, Tumkur, Dist.
140	740	BBMP Tailoring Training Institute, Bangalore
141	741	VSH Tarabethi Kendra, Nimaraga, Gulbarga
142	742	Sri Kaveri Tailoring Training Centre, Yadgir

ANNEXURE-22

ಆಯವ್ಯಯ ಹಂಚಿಕೆ ಹಾಗೂ ಆಯವ್ಯಯ ವೆಚ್ಚಗಳ ವಿವರ

**Budgetary Allocations and Expenditure
2013-14**

(ರೂ. ಲಕ್ಷಗಳಲ್ಲಿ)

ಕ್ರ. ಸಂ.	ಲೆಕ್ಕ ಶೀರ್ಷಿಕೆ	ಆಯವ್ಯಯ ಹಂಚಿಕೆ			ವೆಚ್ಚದ ವಿವರ		
		ಯೋಜನೆ	ಯೋಜನೇತರ	ಒಟ್ಟು	ಯೋಜನೆ	ಯೋಜನೇತರ	ಒಟ್ಟು
1	ನಿರ್ದೇಶನ ಮತ್ತು ಆಡಳಿತ (2203-00-001-0-01)	143.39	812.62	956.01	128.22	963.11	1091.33
2	ಶಿಕ್ಷಣ ಸ್ಯಾಟಲೈಟ್ (2203-00-003-0-03)	5.00	0.00	5.00	3.00	0.00	3.00
3	ಕಿರಿಯ ತಾಂತ್ರಿಕ ಶಾಲೆಗಳು (2203-00-103-0-01)	0.00	269.09	269.09	0.00	307.71	307.71
4	ಕಟ್ಟಡಗಳು (2203-00-103-0-02)	47.00	0.99	47.99	30.06	0.99	31.05
5	ಸರ್ಕಾರೇತರ ತಾಂತ್ರಿಕ ಕಾಲೇಜು ಮತ್ತು ಸಂಸ್ಥೆಗಳಿಗೆ ಸಹಾಯ (2203-00-104-0-01-101)	12870.44	13256.21	26126.65	12624.60	13256.12	25880.72
6	ಲಲಿತ ಕಲಾ ಕಾಲೇಜು (2203-00-104-0-09-101)	133.96	615.00	748.96	104.46	565.73	670.19
7	ಸಾಮಾನ್ಯ (2203-00-104-0-01-103)	0.00	50.00	50.00	0.00	50.00	0.00
8	ಸರ್ಕಾರಿ ಪಾಲಿಟೆಕ್ನಿಕ್‌ಗಳು (2203-00-105-0-01)	10481.00	10355.22	20836.22	12895.15	11189.12	24084.27
9	ಸರ್ಕಾರಿ ಪಾಲಿಟೆಕ್ನಿಕ್‌ಗಳು ಮೇಲ್ದರ್ಜೆಗೇರಿಸಲು (2203-00-105-0-09)	488.70	0.00	488.70	404.95	0.00	404.95
10	ವಿದ್ಯಾರ್ಥಿ ವೇತನ ಹಾಗೂ ಪ್ರೋತ್ಸಾಹ (2203-00-107-1-00)	4718.00	79.04	4797.04	3150.39	79.04	3229.43
11	ಪರೀಕ್ಷೆಗಳು (2203-00-108-0-00)	0.00	936.40	936.40	0.00	928.70	928.70
12	ಸರ್ಕಾರಿ ಇಂಜಿನಿಯರಿಂಗ್ ಕಾಲೇಜು (ಎಸ್‌ಕೆಎಸ್‌ಜೆಟಿಎ) (2203-00-112-0-02)	3731.23	246.27	3977.50	4444.51	338.27	4782.78
13	ತಾಂತ್ರಿಕ ಶಾಲೆ, ಪಾಲಿಟೆಕ್ನಿಕ್ ಮತ್ತು ಇಂಜಿನಿಯರಿಂಗ್ ಕಾಲೇಜುಗಳಿಗೆ ಕಟ್ಟಡಗಳು ಹಾಗೂ ಇತರೆ ವೆಚ್ಚಗಳು (2203-00-800-0-06)	0.00	35.95	35.95	0.00	54.85	54.85
14	ಗಣಿಗಳ ಶಾಲೆ, ಕೆಜಿಎಫ್ (2203-00-112-0-05)	19.00	77.32	96.32	25.00	106.54	131.54
15	ತಾಂತ್ರಿಕ ಶಿಕ್ಷಣದ ಗುಣ ಮಟ್ಟದ ಸುಧಾರಣೆ (TEQIP) (2203-0-800-0-15)	8892.00	0.00	8892.00	6146.63	0.00	6146.63
16	ಸರ್ಕಾರಿ ಪಾಲಿಟೆಕ್ನಿಕ್‌ಗಳ ಕಟ್ಟಡ ನಿರ್ಮಾಣ (4202-02-104-1-01-139)	7372.35	0.00	7372.35	6993.82	0.00	6993.82
17	ಇಂಜಿನಿಯರಿಂಗ್ ಕಾಲೇಜುಗಳಿಗೆ ಕಟ್ಟಡಗಳು (4202-02-104-1-03-386)	1263.00	0.00	1263.00	1146.44	0.00	1146.44
18	ಹೊಸ ಕಾಲೇಜುಗಳಿಗೆ ಸಾಮಗ್ರಿಗಳನ್ನು ಖರೀದಿ ಮಾಡಲು (4202-01-203-1-08)	37.51	0.00	37.51	37.51	0.00	37.51
19	ಮಹಿಳಾ ವಸತಿ ಗೃಹ ನಿರ್ಮಾಣ (4202-02-104-1-05)	1288.50	0.00	1288.50	690.00	0.00	690.00
20	ವೃತ್ತಿಪರ ಕಾಲೇಜುಗಳ ಪ್ರವೇಶಕ್ಕಾಗಿ ಶಿಕ್ಷಣ ಸಾಲ-ಬಡ್ಡಿ (ಸಹಾಯಧನ 2202-03-113-0-01)	2.00	0.00	2.00	0.00	0.00	0.00
21	ಸರ್ಕಾರಿ ಕಾಲೇಜು ಮತ್ತು ಸಂಸ್ಥೆಗಳು (2202-03-103-2-01-422)	930.00	0.00	930.00	930.00	0.00	930.00
ಒಟ್ಟು		52423.08	26734.11	79157.19	49754.74	27840.18	77544.92

ANNEXURE-23

ಆದಾಯ ಪಾವತಿ ವಿವರ
Details of Revenue receipts
2013-14

(ರೂ. ಲಕ್ಷಗಳಲ್ಲಿ)

ಕ್ರ. ಸಂ.	ಲೆಕ್ಕ ಶೀರ್ಷಿಕೆ	ಆದಾಯ ಪಾವತಿ
1	ತಾಂತ್ರಿಕ ಶಿಕ್ಷಣ ಪರೀಕ್ಷಾ ಮಂಡಳಿ ಪರೀಕ್ಷಾ ಶುಲ್ಕ 0202-02-101-0-01	3249.94
2	ಎಸ್‌ಕೆಎಸ್‌ಜೆಟಿಐ, ಬೆಂಗಳೂರು 2202-02-101-0-03	315.66
3	ಪಾಲಿಟೆಕ್ನಿಕ್‌ಗಳು 0202-02-101-0-04	233.21
4	ಕಿರಿಯ ತಾಂತ್ರಿಕ ಶಾಲೆಗಳು 0202-02-101-0-05	0.47
5	ಅನುದಾನಿತ ತಾಂತ್ರಿಕ ಶಿಕ್ಷಣ ಮಹಾವಿದ್ಯಾಲಯಗಳು ಮತ್ತು ಪಾಲಿಟೆಕ್ನಿಕ್‌ಗಳು 0202-02-101-0-06	513.95
6	ಇಂಜಿನಿಯರಿಂಗ್ ಕಾಲೇಜುಗಳಲ್ಲಿ ಮತ್ತು ಪಾಲಿಟೆಕ್ನಿಕ್‌ಗಳಲ್ಲಿ ಸಿಬ್ಬಂದಿ ರಚನೆಯ ಪರಿಷ್ಕರಣೆ 2203-00-800-0-01	18.60
7	ನೋಂದಣಿ ಶುಲ್ಕ 2203-00-800-0-02	3.27
8	ಇತರೆ ಬಾಬುಗಳು 2203-00-800-0-03	244.10
	ಒಟ್ಟು	4579.20

ANNEXURE-24

ಲಲಿತ ಕಲಾ ಕಾಲೇಜುಗಳಿಗೆ ಯೋಜನೆಯಡಿಯಲ್ಲಿ ನಿರ್ವಹಣಾ ಅನುದಾನ ಬಿಡುಗಡೆಯ ವಿವರ
Details of Adhoc Grants to Fine Arts Colleges under State Plan Scheme
2013-14

(ರೂ. ಲಕ್ಷಗಳಲ್ಲಿ)

ಕ್ರಮ ಸಂಖ್ಯೆ	ಸಂಸ್ಥೆಯ ಹೆಸರು	ಯೋಜನೆ
1	ಕಾಲೇಜ ಆಫ್ ವಿಶ್ವವಲ್ ಆರ್ಟ್ಸ್, ಗುಲ್ಬರ್ಗ	28.48
2	ಚಿತ್ರಕಲಾ ಪರಿಷತ್, ಬೆಂಗಳೂರು	54.00
3	ವಿಜಯ ಲಲಿತ ಕಲಾ ಕಾಲೇಜು, ಗದಗ	28.48
	ಒಟ್ಟು	110.96

ANNEXURE-25

**ರಾಜ್ಯ ಯೋಜನೆಯಡಿಯಲ್ಲಿ ಅನುದಾನಿತ ಪಾಲಿಟೆಕ್ನಿಕ್‌ಗಳಿಗೆ
ಐಡುಗಡೆಯಾಗಿರುವ ಅನುದಾನದ ವಿವರ**

**Grants to Pvt. Aided Polytechnics under Plan Schemes
2013-14**

ಕ್ರ. ಸಂ.	ಸಂಕೇತ ಸಂಖ್ಯೆ	ಸಂಸ್ಥೆಯ ಹೆಸರು	ಅನುದಾನ (ರೂ.ಲಕ್ಷಗಳಲ್ಲಿ)
1	301	ಟಿಪ್ಪು ಶಾಹೀದ್ ಪಾಲಿಟೆಕ್ನಿಕ್, ಹುಬ್ಬಳ್ಳಿ	399.93
2	302	ಎಸ್‌ಟಿಜೆ ಪಾಲಿಟೆಕ್ನಿಕ್, ಹರಪನಹಳ್ಳಿ	204.07
3	303	ಮರಾಠ ಮಂಡಲ್ ಪಾಲಿಟೆಕ್ನಿಕ್, ಬೆಳಗಾವಿ	463.34
4	304	ಆರ್‌ಟಿಇಎಸ್ ರೂರಲ್ ಪಾಲಿಟೆಕ್ನಿಕ್, ಹುಲಿಕೋಟೆ	207.56
5	306	ಎಚ್.ಎಂ.ಎಸ್. ಪಾಲಿಟೆಕ್ನಿಕ್, ತುಮಕೂರು	748.64
6	307	ಕೆಸಿಟಿ ಪಾಲಿಟೆಕ್ನಿಕ್, ಗುಲ್ಬರ್ಗಾ	449.28
7	308	ಸಂಜಯ ಮೆಮೋರಿಯಲ್ ಪಾಲಿಟೆಕ್ನಿಕ್, ಸಾಗರ	481.98
8	309	ಎನ್‌ಆರ್‌ಎಂ ಪಾಲಿಟೆಕ್ನಿಕ್, ನಿಟ್ಟೆ	455.53
9	310	ಜೆ.ಎನ್. ಪಾಲಿಟೆಕ್ನಿಕ್, ಠಾಣಾಕುಶನೂರು	451.55
10	311	ರೂರಲ್ ಪಾಲಿಟೆಕ್ನಿಕ್, ಹಂಸಭಾವಿ	359.59
11	312	ಗೋಮಟೇಶ್ ಪಾಲಿಟೆಕ್ನಿಕ್, ಬೆಳಗಾವಿ	583.54
12	315	ಭರತೇಶ್ ಪಾಲಿಟೆಕ್ನಿಕ್, ಬೆಳಗಾವಿ	177.91
13	316	ಟಿಎಂಎಇಎಸ್ ಪಾಲಿಟೆಕ್ನಿಕ್, ಹೊಸಪೇಟೆ	706.33
14	319	ಸಿವಿಸಿ ರೂರಲ್ ಪಾಲಿಟೆಕ್ನಿಕ್, ಹುನಗುಂದ	244.90
15	320	ಎಸ್‌ಆರ್ ವಸ್ತು ರೂರಲ್ ಪಾಲಿಟೆಕ್ನಿಕ್, ಗುಳೆದಗುಡ್ಡ	220.21
16	321	ಎಸ್‌ಜಿಎಂ ಪಾಲಿಟೆಕ್ನಿಕ್, ಚಿತ್ರದುರ್ಗ	444.85
17	323	ಎನ್.ವಿ.ಎಸ್. ಪಾಲಿಟೆಕ್ನಿಕ್, ಗುಲ್ಬರ್ಗಾ	168.43
18	324	ಜೆಎಸ್‌ಎಸ್ ಪಾಲಿಟೆಕ್ನಿಕ್, ನಂಜನಗೂಡು	347.63
19	325	ಡಿ.ಬನುಮಯ್ಯ ಪಾಲಿಟೆಕ್ನಿಕ್, ಮೈಸೂರು	268.22
20	327	ಆರ್.ಎನ್.ಶೆಟ್ಟಿ ಪಾಲಿಟೆಕ್ನಿಕ್, ಸಿಸಿ	218.11
21	330	ಇಂಪ್ಯಾಕ್ಟ್ ಪಾಲಿಟೆಕ್ನಿಕ್, ಬೆಂಗಳೂರು	313.20
22	331	ಅಲ್-ಖತೀಬ್-ಪಾಲಿಟೆಕ್ನಿಕ್, ಬೆಂಗಳೂರು	247.08
23	332	ಕೆವಿಟಿ ಪಾಲಿಟೆಕ್ನಿಕ್, ಚಿಕ್ಕಬಳ್ಳಾಪುರ	355.31
24	333	ಅಂಜುಮನ್-ಎ-ಇಸ್ಲಾಂ ಪಾಲಿಟೆಕ್ನಿಕ್, ಗದಗ	352.58
25	335	ಬಾಪೂಜಿ ಪಾಲಿಟೆಕ್ನಿಕ್, ಶಾಬನೂರು, ದಾವಣಗೆರೆ	415.24
26	337	ಎಸ್‌ಎನ್‌ಎಂ ಪಾಲಿಟೆಕ್ನಿಕ್, ಮೂಡಬಿದ್ರಿ	163.33
27	338	ಕೆ.ವಿ.ಜಿ. ಪಾಲಿಟೆಕ್ನಿಕ್, ಸುಳ್ಯ	354.23
28	340	ಎಸ್‌ಎನ್‌ಎಸ್ ಪಾಲಿಟೆಕ್ನಿಕ್, ಸುಂಕದಕಟ್ಟೆ, ಮಂಗಳೂರು	133.58
29	346	ಡಿವಿಎಸ್ ಪಾಲಿಟೆಕ್ನಿಕ್, ಶಿವಮೊಗ್ಗ	71.01
30	351	ಡಿಜಿಎಸ್‌ಎಂಆರ್ ಪಾಲಿಟೆಕ್ನಿಕ್, ಕುಕನೂರು	138.40
31	363	ಎಸ್‌ಇಎಸ್ ಪಾಲಿಟೆಕ್ನಿಕ್, ಸಿರಗುಪ್ಪ	305.18
32	364	ಶ್ರೀ ವೆಂಕಟೇಶ್ವರ ಪಾಲಿಟೆಕ್ನಿಕ್, ಬೆಂಗಳೂರು	265.06
33	370	ಶ್ರೀ ವಿದ್ಯಾಧಿರಾಜ್ ಪಾಲಿಟೆಕ್ನಿಕ್, ಕುಮಟಾ	204.82
34	371	ಸಹ್ಯಾದ್ರಿ ಪಾಲಿಟೆಕ್ನಿಕ್, ತೀರ್ಥಹಳ್ಳಿ	228.43
35	404	ಎಸ್‌ಜಿಇಎಸ್ ಪಾಲಿಟೆಕ್ನಿಕ್, ತಾರಿಹಾಳ	450.77
36	433	ಪಿವಿಪಿ ಪಾಲಿಟೆಕ್ನಿಕ್ ಬೆಂಗಳೂರು	805.60
37	202	ಕೆ.ಹೆಚ್.ಕೆ ಇನ್‌ಸ್ಟಿಟ್ಯೂಟ್ ಆಫ್ ಇಂಜಿನಿಯರಿಂಗ್ (ಪಾಲಿಟೆಕ್ನಿಕ್) ಧಾರವಾಡ	59.79
38	203	ಆರ್‌ಜಾರ್ ಪಾಠಶಾಲೆ ಪಾಲಿಟೆಕ್ನಿಕ್, ಸೋಮನಹಳ್ಳಿ, ಬೆಂಗಳೂರು	44.22
39	208	ಜೆ.ಎಸ್.ಎಸ್ ಮಹಿಳಾ ಪಾಲಿಟೆಕ್ನಿಕ್, ಮೈಸೂರು	7.98
40	210	ಜೆ.ಎಸ್.ಎಸ್ ಅಂಗವಿಕಲರ ಪಾಲಿಟೆಕ್ನಿಕ್, ಮೈಸೂರು	25.07
41	204	ಬಿ.ವಿ.ವಿ.ಎಸ್ ಪಾಲಿಟೆಕ್ನಿಕ್, ಬಾಗಲಕೋಟೆ	16.03
42	353	ಎಸ್.ಜಿ.ಎಂ ಪಾಲಿಟೆಕ್ನಿಕ್, ಬೀರೂರ	66.07
		ಒಟ್ಟು	12624.60

ANNEXURE-26

**ರಾಜ್ಯ ಯೋಜನೆತರಡಿಯಲ್ಲಿ ಅನುದಾನಿತ ಪಾಲಿಟೆಕ್ನಿಕ್‌ಗಳಿಗೆ
ಬಿಡುಗಡೆಯಾಗಿರುವ ಅನುದಾನದ ವಿವರ**

**Grants to Pvt. Aided Polytechnics under Non-Plan Schemes
2013-14**

ಕ್ರ. ಸಂ.	ಸಂಕೇತ ಸಂಖ್ಯೆ	ಸಂಸ್ಥೆಯ ಹೆಸರು	ಯೋಜನೆತರ (ರೂ.ಲಕ್ಷಗಳಲ್ಲಿ)
1	203	ಆಚಾರ್ಯ ಪಾಠಶಾಲ ಪಾಲಿಟೆಕ್ನಿಕ್, ಸೋಮನಹಳ್ಳಿ ಬೆಂಗಳೂರು	360.54
2	204	ಎಂಇಐ ಪಾಲಿಟೆಕ್ನಿಕ್, ರಾಜಾಜಿನಗರ, ಬೆಂಗಳೂರು	550.62
3	202	ಕೆ.ಹೆಚ್.ಕೆ ಇನ್‌ಸ್ಟಿಟ್ಯೂಟ್ ಆಫ್ ಇಂಜಿನಿಯರಿಂಗ್ (ಪಾಲಿಟೆಕ್ನಿಕ್) ಧಾರವಾಡ	479.33
4	205	ಬಿ.ವಿ.ವಿ.ಎಸ್. ಪಾಲಿಟೆಕ್ನಿಕ್, ಬಾಗಲಕೋಟೆ	567.76
5	208	ಜೆ.ಎಸ್.ಎಸ್ ಮಹಿಳಾ ಪಾಲಿಟೆಕ್ನಿಕ್, ಮೈಸೂರು	525.75
6	210	ಜೆ.ಎಸ್.ಎಸ್ ಅಂಗವಿಕಲರ ಪಾಲಿಟೆಕ್ನಿಕ್, ಮೈಸೂರು	326.79
7	207	ಎಂಇಐ (ಸಂಜೆ) ಪಾಲಿಟೆಕ್ನಿಕ್, ರಾಜಾಜಿನಗರ, ಬೆಂಗಳೂರು	36.64
ಒಟ್ಟು			2847.43

ANNEXURE-27

**ರಾಜ್ಯ ಯೋಜನೆತರಡಿಯಲ್ಲಿ ಖಾಸಗಿ ಅನುದಾನಿತ ಇಂಜಿನಿಯರಿಂಗ್ ಕಾಲೇಜುಗಳಿಗೆ
ಬಿಡುಗಡೆಯಾಗಿರುವ ಅನುದಾನದ ವಿವರ**

**Details of Grants to Pvt. Aided Engineering Colleges State Non-plan Schemes
2013-14**

ಕ್ರ.ಸಂ	ಸಂಸ್ಥೆಯ ಹೆಸರು	ಯೋಜನೆತರ (ರೂ.ಲಕ್ಷಗಳಲ್ಲಿ)
1	ಪಿ.ಇ.ಎಸ್.ಇಂಜಿನಿಯರಿಂಗ್ ಕಾಲೇಜು, ಮಂಡ್ಯ	1264.93
2	ಬಿ.ವಿ.ಬಿ. ಇಂಜಿನಿಯರಿಂಗ್ ಕಾಲೇಜು, ಹುಬ್ಬಳ್ಳಿ	785.12
3	ಪಿ.ಡಿ.ಎ. ಇಂಜಿನಿಯರಿಂಗ್ ಕಾಲೇಜು, ಗುಲ್ಬರ್ಗ	1166.19
4	ನ್ಯಾಷನಲ್ ಇನ್‌ಸ್ಟಿಟ್ಯೂಟ್ ಆಫ್ ಇಂಜಿನಿಯರಿಂಗ್, ಮೈಸೂರು	884.79
5	ಶ್ರೀ ಜಯಚಾಮರಾಜೇಂದ್ರ ಇಂಜಿನಿಯರಿಂಗ್ ಕಾಲೇಜು, ಮೈಸೂರು	1547.40
6	ಡಾ. ಅಂಬೇಡ್ಕರ್ ಇನ್‌ಸ್ಟಿಟ್ಯೂಟ್ ಆಫ್ ಟೆಕ್ನಾಲಜಿ, ಬೆಂಗಳೂರು	1541.00
7	ಮಲೆನಾಡು ಕಾಲೇಜ್ ಆಫ್ ಇಂಜಿನಿಯರಿಂಗ್, ಹಾಸನ	931.52
8	ಬಿ.ಎಂ.ಎಸ್. ಇಂಜಿನಿಯರಿಂಗ್ ಕಾಲೇಜು, ಬೆಂಗಳೂರು	1050.16
9	ಬಿ.ಎಂ.ಎಸ್. (ಸಂಜೆ) ಇಂಜಿನಿಯರಿಂಗ್ ಕಾಲೇಜು, ಬೆಂಗಳೂರು	267.71
10	ಬಸವೇಶ್ವರ ಇಂಜಿನಿಯರಿಂಗ್ ಕಾಲೇಜು, ಬಾಗಲಕೋಟೆ	969.92
ಒಟ್ಟು		10408.74

ANNEXURE-28

ಖಾಸಗಿ ಅನುದಾನಿತ ಲಲಿತ ಕಲಾ ಶಾಲೆಗಳಿಗೆ ಅನುದಾನ ಬಿಡುಗಡೆಯ ವಿವರ
Details of Grants to Fine Arts Schools
2013-14

(ರೂ. ಲಕ್ಷಗಳಲ್ಲಿ)

ಕ್ರ. ಸಂ. Sl. No.	ಶಾಲೆಯ ಹೆಸರು INSTITUTION NAME	ಬಿಡುಗಡೆಯಾದ ಅನುದಾನ Grants released
1	ಕೆ. ಎನ್. ಕಲಾ ಶಾಲೆ, ಶೇಷಾದ್ರಿಪುರಂ, ಬೆಂಗಳೂರು	23.88
2	ಕಲಾಮಂದಿರ ಚಿತ್ರಕಲಾಶಾಲೆ, ಹನುಮಂತನಗರ ಬೆಂಗಳೂರು.	18.08
3	ರವೀಂದ್ರ ಕಲಾನಿಕೇತನ, ತುಮಕೂರು.	38.12
4	ಶ್ರೀ ಕಲಾನಿಕೇತನ ಸ್ಕೂಲ್ ಆಫ್ ಆರ್ಟ್, ಮೈಸೂರು	25.3
5	ಮಹಾಲಸಾ ಚಿತ್ರ ಕಲಾ ಶಾಲೆ, ಮಂಗಳೂರು	28.11
6	ನಿರ್ಮಲ ಚಿತ್ರಕಲಾ ಶಾಲೆ, ರಾಮನ ಕಟ್ಟಿ, ಹಾಸನ.	18.4
7	ಬೆನಾನ್‌ಸ್ಮಿತ್ ಕಲಾಮಹಾವಿದ್ಯಾಲಯ,ಬೆಳಗಾವಿ	21.51
8	ಆದರ್ಶ ಚಿತ್ರ ಕಲಾ ವಿದ್ಯಾಲಯ, ಇಂಡಿ.	12.94
9	ಶ್ರೀಸಿದ್ಧೇಶ್ವರ ಕಲಾ ಮಂದಿರ, ಬಿಜಾಪುರ.	18.41
10	ಶ್ರೀವಿವೇಕಾನಂದ ಕಲಾ ಮಂದಿರ, ರಾಯಭಾಗ,ಬೆಳಗಾವಿ	27.91
11	ಶ್ರೀಮುರುಘೇಂದ್ರ ಲಲಿತ ಕಲಾಮಂದಿರ, ಅಥಣಿ, ಬೆಳಗಾವಿ.	17.92
12	ಕರ್ನಾಟಕ ಲಲಿತ ಕಲಾ ಮಹಾವಿದ್ಯಾಲಯ, ಗೋಕಾಕ, ಬೆಳಗಾವಿ.	31.1
13	ಮಹೇಶ ಚಿತ್ರಕಲಾ ಮಹಾವಿದ್ಯಾಲಯ, ಜಮಖಂಡಿ, ಬಾಗಲಕೋಟ ಜಿಲ್ಲೆ	27.42
14	ಜೆ ಎನ್ ಚಿತ್ರ ಕಲಾ ಮಹಾವಿದ್ಯಾಲಯ,ಗದಗ	48.89
15	ಭಾರತೀಯ ಕಲಾಕೇಂದ್ರ, ಕೋಟೆ, ಧಾರವಾಡ.	38.26
16	ಜೆ.ಎಸ್.ಎಸ್. ಹಾಲಭಾವಿ ಸ್ಕೂಲ್ ಆಫ್ ಆರ್ಟ್, ಧಾರವಾಡ.	39.9
17	ಶ್ರೀವಿಜಯ ಮಹಾಂತೇಶ ಲಲಿತಕಲಾ ಮಹಾ ವಿದ್ಯಾಲಯ, ಹುಬ್ಬಳ್ಳಿ	52.25
18	ಯೋಗೇಶ ಚಿತ್ರಕಲಾ ಮಹಾವಿದ್ಯಾಲಯ, ಬೀದರ್.	25.2
19	ಚಿತ್ರಕಲಾ ಮಹಾವಿದ್ಯಾಲಯ, ಹೂವಿನ ಹಿಪ್ಪರಗಿ, ಬಿಜಾಪೂರ ಜಿಲ್ಲೆ	21.28
20	ವಿಜಯಕಲಾ ಮಂದಿರ, ಗದಗ	47.7
21	ದಿ ಐಡಿಯಲ್ ಫೈನ್ ಆರ್ಟ್ ಇನ್ಸ್ಟಿಟ್ಯೂಟ್, ಗುಲ್ಬರ್ಗ	30.11
22	ಶ್ರೀವಾಣಿ ಚಿತ್ರಕಲಾ ಶಾಲೆ, ಚಿಕ್ಕನಾಯಕನಹಳ್ಳಿ, ತುಮಕೂರು ಜಿಲ್ಲೆ	5.22
	ಒಟ್ಟು	617.91

ANNEXURE-29

ತಾಂತ್ರಿಕ ಶಿಕ್ಷಣ ಇಲಾಖೆಯಲ್ಲಿ ನಡೆಯುತ್ತಿರುವ ನ್ಯಾಯಾಲಯ ಪ್ರಕರಣಗಳ ವಿವರ
Details of Court cases in the Directorate of Technical Education
2013-14

ನ್ಯಾಯಾಲಯ	೨೦-೨-೨೦೧೩ ರಲ್ಲಿದ್ದಂತೆ ನ್ಯಾಯಾಲಯ ಪ್ರಕರಣಗಳ ಸಂಖ್ಯೆ	೨೦೧೩-೧೪ ನೇ ಸಾಲಿನಲ್ಲಿ ದಾಖಲಾಗಿರುವ ಪ್ರಕರಣಗಳ ಸಂಖ್ಯೆ	ಒಟ್ಟು ಪ್ರಕರಣಗಳು	ವಿಲೇಯಾದ ಪ್ರಕರಣಗಳು	ಬಾಕಿ
ಸರ್ವೋಚ್ಚ ನ್ಯಾಯಾಲಯ	7	1	8	6	2
ಕರ್ನಾಟಕ ಉಚ್ಚ ನ್ಯಾಯಾಲಯ	32	104	136	73	63
ಕರ್ನಾಟಕ ಆಡಳಿತ ನ್ಯಾಯಾಂಗ	94	32	126	10	116
ಒಟ್ಟು	133	137	270	89	181

ANNEXURE-30

ತಾಂತ್ರಿಕ ಶಿಕ್ಷಣ ಇಲಾಖೆಯಲ್ಲಿನ ನಡೆಯುತ್ತಿರುವ ಪೂರ್ಣಾವಧಿಯ ವಿಚಾರಣೆಗಳ ವಿವರ
Details of full-time enquiries in the Directorate of Technical Education
2013-14

ಹುದ್ದೆ	ವಿಚಾರಣಾ ಸಂಖ್ಯೆಗಳು	ಜಾರಿಯಲ್ಲಿರುವ	ಅಂತಿಮಗೊಂಡಿರುವ
ಸಮೂಹ 'ಎ'	-	-	-
ಸಮೂಹ 'ಬಿ'	3	2	1
ಸಮೂಹ 'ಸಿ'	2	1	1
ಸಮೂಹ 'ಡಿ'	1	-	1
ಒಟ್ಟು	6	3	3

ANNEXURE-31

ತಾಂತ್ರಿಕ ಶಿಕ್ಷಣ ಇಲಾಖೆಗೆ ಸಂಬಂಧಿಸಿದ ವಿಧಾನಸಭೆ ಮತ್ತು ವಿಧಾನಪರಿಷತ್ ಪ್ರಶ್ನೆಗಳ ಮಾಹಿತಿ
Details of LA/LC questions received by the Directorate of Technical Education
2013-14

ಪ್ರಶ್ನೆಗಳು	ಸಂಖ್ಯೆ	ವಿಲೇವಾರಿ	ಬಾಕಿ
ವಿಧಾನಸಭೆ	101	101	0
ವಿಧಾನಪರಿಷತ್	44	44	0
ಒಟ್ಟು	145	145	0

ANNEXURE-32

ತಾಂತ್ರಿಕ ಶಿಕ್ಷಣ ನಿರ್ದೇಶನಾಲಯದಲ್ಲ ನಿವೃತ್ತಿ/ಮರಣ ಹೊಂದಿರುವ ನೌಕರರ ವಿವರ

Details of retirement of staff of the Directorate of Technical Education

2013-14

ನೌಕರರ	ಸಮೂಹ ಎ	ಸಮೂಹ ಬಿ	ಸಮೂಹ ಸಿ	ಸಮೂಹ ಡಿ	ಒಟ್ಟು
ನಿವೃತ್ತಿ/ ಸ್ವಯಂ ನಿವೃತ್ತಿ	4	0	2	3	9
ಮರಣ	0	0	0	1	1
ಒಟ್ಟು	4	0	2	4	10

ANNEXURE-33

ತಾಂತ್ರಿಕ ಶಿಕ್ಷಣ ನಿರ್ದೇಶನಾಲಯದಿಂದ ನಡೆದ ಪಾಲಿಟೆಕ್ನಿಕ್‌ಗಳ

ಆಡಳಿತ ಮತ್ತು ಶೈಕ್ಷಣಿಕ ಪರಿವೀಕ್ಷಣೆಗಳು

Number of Administrative and Academic Inspections of Polytechnics done by
Directorate of Technical Education

2013-14

ಸರ್ಕಾರಿ	ಅನುದಾನಿತ	ಖಾಸಗಿ	ಒಟ್ಟು
11	-	8	19

ANNEXURE-34

**ತಾಂತ್ರಿಕ ಶಿಕ್ಷಣ ನಿರ್ದೇಶನಾಲಯದಿಂದ ರಾಷ್ಟ್ರೀಯ ಉನ್ನತ ಶಿಕ್ಷಾ ಅಭಿಯಾನದಡಿಯಲ್ಲಿ ಸಲ್ಲಿಸಲಾದ
ತಾಂತ್ರಿಕ ಸಂಸ್ಥೆಗಳ ಮೂಲ ಅಂಕಿ-ಅಂಶಗಳ ವಿವರ**

**Baseline data of the Institutes coming under the Directorate of Technical Education
submitted for RUSA**

Name of the Institute: Government Polytechnic, Bilagi

Sl. No	Parameter	Value																				
1	Total strength of students in all programs and all years of study in the year 2012-13	430																				
2	Total women students in all programs and all years of study in the year 2012-13	62																				
3	Total SC students in all programs and all years of study in the year 2012-13	64																				
4	Total ST students in all programs and all years of study in the year 2012-13	16																				
5	Total OBC students in all programs and all years of study in the year 2012-13	325																				
6	Number of fully functional P-IV and above level computers available for students in the year 2012-13	50																				
7	Total number of text books and reference books available in library for Diploma,	1052																				
8	Teacher Student Ratio	1:27																				
9	% of Diploma students placed through campus interviews in the year 2012-13	15%																				
10	% of Post Diploma students placed through campus interviews in the year 2012-13	Nil																				
11	% of high quality Diploma students (>75% marks) passed out in the year 2012-13	32																				
12	% of high quality postgraduates (>75% marks) passed out in the year 2012-13	Nil																				
13	Number of research publications in Indian refereed journals in the year 2012-13	Nil																				
14	Number of research publications in International refereed journals in the year 2012-13	Nil																				
15	Number of patents obtained in the year 2012-13	Nil																				
16	Number of patents filed in the year 2012-13	Nil																				
17	Number of sponsored research projects completed in the year 2012-13	Nil																				
18	<p style="text-align: center;">The transition rate of students in percentage from 1st to 2nd year during 2012-13:</p> <table border="1" style="width: 100%; border-collapse: collapse; margin-left: auto; margin-right: auto;"> <thead> <tr> <th></th> <th style="text-align: center;">Admitted to I Year</th> <th style="text-align: center;">Promoted to II Year</th> <th style="text-align: center;">Percentage</th> </tr> </thead> <tbody> <tr> <td style="text-align: center;">All Students</td> <td style="text-align: center;">218</td> <td style="text-align: center;">114</td> <td style="text-align: center;">52.30</td> </tr> <tr> <td style="text-align: center;">SC students</td> <td style="text-align: center;">42</td> <td style="text-align: center;">16</td> <td style="text-align: center;">38.09</td> </tr> <tr> <td style="text-align: center;">ST Students</td> <td style="text-align: center;">8</td> <td style="text-align: center;">4</td> <td style="text-align: center;">50.00</td> </tr> <tr> <td style="text-align: center;">OBC Students</td> <td style="text-align: center;">155</td> <td style="text-align: center;">92</td> <td style="text-align: center;">59.35</td> </tr> </tbody> </table>		Admitted to I Year	Promoted to II Year	Percentage	All Students	218	114	52.30	SC students	42	16	38.09	ST Students	8	4	50.00	OBC Students	155	92	59.35	
	Admitted to I Year	Promoted to II Year	Percentage																			
All Students	218	114	52.30																			
SC students	42	16	38.09																			
ST Students	8	4	50.00																			
OBC Students	155	92	59.35																			
19	IRG from students' fee and other charges in the year 2012-13 (Rs. in lakhs)	7.04																				
20	IRG from externally funded R&D projects, consultancies in the year 2012-13 (Rs. in lakhs)	Nil																				
21	Total IRG in the year 2012-13 (Rs. in lakhs)	7.04																				
22	Total annual recurring expenditure of the institution in the year 2012-13 (Rs. in lakhs)	131.78																				

Name of the Institute: Government Polytechnic, Ramnagar

Sl. No	Parameter	Value																				
1	Total strength of students in all programs and all years of study in the year 2012-13	607																				
2	Total women students in all programs and all years of study in the year 2012-13	178																				
3	Total SC students in all programs and all years of study in the year 2012-13	84																				
4	Total ST students in all programs and all years of study in the year 2012-13	10																				
5	Total OBC students in all programs and all years of study in the year 2012-13	116																				
6	Number of fully functional P-IV and above level computers available for students in the year 2012-13	40																				
7	Total number of text books and reference books available in library for Diploma,	789																				
8	Teacher Student Ratio	1:27																				
9	% of Diploma students placed through campus interviews in the year 2012-13	Nil																				
10	% of Post Diploma students placed through campus interviews in the year 2012-13	Nil																				
11	% of high quality Diploma students (>75% marks) passed out in the year 2012-13	24.11																				
12	% of high quality postgraduates (>75% marks) passed out in the year 2012-13	Nil																				
13	Number of research publications in Indian refereed journals in the year 2012-13	Nil																				
14	Number of research publications in International refereed journals in the year 2012-13	Nil																				
15	Number of patents obtained in the year 2012-13	Nil																				
16	Number of patents filed in the year 2012-13	Nil																				
17	Number of sponsored research projects completed in the year 2012-13	Nil																				
18	<p>The transition rate of students in percentage from 1st to 2nd year during 2012-13:</p> <table border="1" style="width: 100%; border-collapse: collapse;"> <thead> <tr> <th></th> <th style="text-align: center;">Admitted to I Year</th> <th style="text-align: center;">Promoted to II Year</th> <th style="text-align: center;">Percentage</th> </tr> </thead> <tbody> <tr> <td style="text-align: center;">All Students</td> <td style="text-align: center;">250</td> <td style="text-align: center;">147</td> <td style="text-align: center;">58.80</td> </tr> <tr> <td style="text-align: center;">SC students</td> <td style="text-align: center;">32</td> <td style="text-align: center;">16</td> <td style="text-align: center;">50.00</td> </tr> <tr> <td style="text-align: center;">ST Students</td> <td style="text-align: center;">5</td> <td style="text-align: center;">1</td> <td style="text-align: center;">20.00</td> </tr> <tr> <td style="text-align: center;">OBC Students</td> <td style="text-align: center;">212</td> <td style="text-align: center;">149</td> <td style="text-align: center;">61.30</td> </tr> </tbody> </table>		Admitted to I Year	Promoted to II Year	Percentage	All Students	250	147	58.80	SC students	32	16	50.00	ST Students	5	1	20.00	OBC Students	212	149	61.30	
	Admitted to I Year	Promoted to II Year	Percentage																			
All Students	250	147	58.80																			
SC students	32	16	50.00																			
ST Students	5	1	20.00																			
OBC Students	212	149	61.30																			
19	IRG from students' fee and other charges in the year 2012-13 (Rs. in lakhs)	9.55																				
20	IRG from externally funded R&D projects, consultancies in the year 2012-13 (Rs. in lakhs)	Nil																				
21	Total IRG in the year 2012-13 (Rs. in lakhs)	9.55																				
22	Total annual recurring expenditure of the institution in the year 2012-13 (Rs. in lakhs)	15.10																				

Name of the Institute: Government Polytechnic, Lingasugur

Sl. No	Parameter	Value																				
1	Total strength of students in all programs and all years of study in the year 2012-13	461																				
2	Total women students in all programs and all years of study in the year 2012-13	70																				
3	Total SC students in all programs and all years of study in the year 2012-13	48																				
4	Total ST students in all programs and all years of study in the year 2012-13	29																				
5	Total OBC students in all programs and all years of study in the year 2012-13	314																				
6	Number of fully functional P-IV and above level computers available for students in the year 2012-13	38																				
7	Total number of text books and reference books available in library for Diploma,	1096																				
8	Teacher Student Ratio	1:15																				
9	% of Diploma students placed through campus interviews in the year 2012-13	Nil																				
10	% of Post Diploma students placed through campus interviews in the year 2012-13	Nil																				
11	% of high quality Diploma students (>75% marks) passed out in the year 2012-13	13.88																				
12	% of high quality postgraduates (>75% marks) passed out in the year 2012-13	Nil																				
13	Number of research publications in Indian refereed journals in the year 2012-13	Nil																				
14	Number of research publications in International refereed journals in the year 2012-13	Nil																				
15	Number of patents obtained in the year 2012-13	Nil																				
16	Number of patents filed in the year 2012-13	Nil																				
17	Number of sponsored research projects completed in the year 2012-13	Nil																				
18	The transition rate of students in percentage from 1 st to 2 nd year during 2012-13: <table border="1" style="width: 100%; margin-top: 5px;"> <thead> <tr> <th></th> <th style="text-align: center;">Admitted to I Year</th> <th style="text-align: center;">Promoted to II Year</th> <th style="text-align: center;">Percentage</th> </tr> </thead> <tbody> <tr> <td>All Students</td> <td style="text-align: center;">212</td> <td style="text-align: center;">152</td> <td style="text-align: center;">71.60</td> </tr> <tr> <td>SC students</td> <td style="text-align: center;">31</td> <td style="text-align: center;">10</td> <td style="text-align: center;">32.20</td> </tr> <tr> <td>ST Students</td> <td style="text-align: center;">8</td> <td style="text-align: center;">3</td> <td style="text-align: center;">37.20</td> </tr> <tr> <td>OBC Students</td> <td style="text-align: center;">173</td> <td style="text-align: center;">139</td> <td style="text-align: center;">80.30</td> </tr> </tbody> </table>		Admitted to I Year	Promoted to II Year	Percentage	All Students	212	152	71.60	SC students	31	10	32.20	ST Students	8	3	37.20	OBC Students	173	139	80.30	
	Admitted to I Year	Promoted to II Year	Percentage																			
All Students	212	152	71.60																			
SC students	31	10	32.20																			
ST Students	8	3	37.20																			
OBC Students	173	139	80.30																			
19	IRG from students' fee and other charges in the year 2012-13 (Rs. in lakhs)	7																				
20	IRG from externally funded R&D projects, consultancies in the year 2012-13 (Rs. in lakhs)	Nil																				
21	Total IRG in the year 2012-13 (Rs. in lakhs)	7																				
22	Total annual recurring expenditure of the institution in the year 2012-13 (Rs. in lakhs)	96.00																				

Name of the Institute: Government Polytechnic, Sorab

Sl. No	Parameter	Value																				
1	Total strength of students in all programs and all years of study in the year 2012-13	474																				
2	Total women students in all programs and all years of study in the year 2012-13	155																				
3	Total SC students in all programs and all years of study in the year 2012-13	68																				
4	Total ST students in all programs and all years of study in the year 2012-13	14																				
5	Total OBC students in all programs and all years of study in the year 2012-13	373																				
6	Number of fully functional P-IV and above level computers available for students in the year 2012-13	46																				
7	Total number of text books and reference books available in library for Diploma,	8382																				
8	Teacher Student Ratio	1:28																				
9	% of Diploma students placed through campus interviews in the year 2012-13	Nil																				
10	% of Post Diploma students placed through campus interviews in the year 2012-13	Nil																				
11	% of high quality Diploma students (>75% marks) passed out in the year 2012-13	40																				
12	% of high quality postgraduates (>75% marks) passed out in the year 2012-13	Nil																				
13	Number of research publications in Indian refereed journals in the year 2012-13	Nil																				
14	Number of research publications in International refereed journals in the year 2012-13	Nil																				
15	Number of patents obtained in the year 2012-13	Nil																				
16	Number of patents filed in the year 2012-13	Nil																				
17	Number of sponsored research projects completed in the year 2012-13	Nil																				
18	The transition rate of students in percentage from 1 st to 2 nd year during 2012-13: <table border="1" style="width: 100%; border-collapse: collapse; margin-top: 5px;"> <thead> <tr> <th style="width: 30%;"></th> <th style="width: 20%;">Admitted to I Year</th> <th style="width: 20%;">Promoted to II Year</th> <th style="width: 30%;">Percentage</th> </tr> </thead> <tbody> <tr> <td>All Students</td> <td style="text-align: center;">199</td> <td style="text-align: center;">148</td> <td style="text-align: center;">74.37</td> </tr> <tr> <td>SC students</td> <td style="text-align: center;">36</td> <td style="text-align: center;">18</td> <td style="text-align: center;">50.00</td> </tr> <tr> <td>ST Students</td> <td style="text-align: center;">11</td> <td style="text-align: center;">7</td> <td style="text-align: center;">63.64</td> </tr> <tr> <td>OBC Students</td> <td style="text-align: center;">141</td> <td style="text-align: center;">117</td> <td style="text-align: center;">82.98</td> </tr> </tbody> </table>		Admitted to I Year	Promoted to II Year	Percentage	All Students	199	148	74.37	SC students	36	18	50.00	ST Students	11	7	63.64	OBC Students	141	117	82.98	
	Admitted to I Year	Promoted to II Year	Percentage																			
All Students	199	148	74.37																			
SC students	36	18	50.00																			
ST Students	11	7	63.64																			
OBC Students	141	117	82.98																			
19	IRG from students' fee and other charges in the year 2012-13 (Rs. in lakhs)	5.53																				
20	IRG from externally funded R&D projects, consultancies in the year 2012-13 (Rs. in lakhs)	Nil																				
21	Total IRG in the year 2012-13 (Rs. in lakhs)	6.32																				
22	Total annual recurring expenditure of the institution in the year 2012-13 (Rs. in lakhs)	0.735																				

Name of the Institute: Government Polytechnic, Belur

Sl. No	Parameter	Value																				
1	Total strength of students in all programs and all years of study in the year 2012-13	566																				
2	Total women students in all programs and all years of study in the year 2012-13	195																				
3	Total SC students in all programs and all years of study in the year 2012-13	78																				
4	Total ST students in all programs and all years of study in the year 2012-13	11																				
5	Total OBC students in all programs and all years of study in the year 2012-13	477																				
6	Number of fully functional P-IV and above level computers available for students in the year 2012-13	50																				
7	Total number of text books and reference books available in library for Diploma,	1725																				
8	Teacher Student Ratio	25																				
9	% of Diploma students placed through campus interviews in the year 2012-13	1																				
10	% of Post Diploma students placed through campus interviews in the year 2012-13	Nil																				
11	% of high quality Diploma students (>75% marks) passed out in the year 2012-13	30																				
12	% of high quality postgraduates (>75% marks) passed out in the year 2012-13	Nil																				
13	Number of research publications in Indian refereed journals in the year 2012-13	Nil																				
14	Number of research publications in International refereed journals in the year 2012-13	Nil																				
15	Number of patents obtained in the year 2012-13	Nil																				
16	Number of patents filed in the year 2012-13	Nil																				
17	Number of sponsored research projects completed in the year 2012-13	Nil																				
18	<p>The transition rate of students in percentage from 1st to 2nd year during 2012-13:</p> <table border="1" style="width: 100%; border-collapse: collapse;"> <thead> <tr> <th style="width: 30%;"></th> <th style="width: 20%;">Admitted to I Year</th> <th style="width: 20%;">Promoted to II Year</th> <th style="width: 30%;">Percentage</th> </tr> </thead> <tbody> <tr> <td>All Students</td> <td style="text-align: center;">251</td> <td style="text-align: center;">156</td> <td style="text-align: center;">62.15</td> </tr> <tr> <td>SC students</td> <td style="text-align: center;">43</td> <td style="text-align: center;">21</td> <td style="text-align: center;">49</td> </tr> <tr> <td>ST Students</td> <td style="text-align: center;">7</td> <td style="text-align: center;">1</td> <td style="text-align: center;">15</td> </tr> <tr> <td>OBC Students</td> <td style="text-align: center;">201</td> <td style="text-align: center;">134</td> <td style="text-align: center;">66.66</td> </tr> </tbody> </table>		Admitted to I Year	Promoted to II Year	Percentage	All Students	251	156	62.15	SC students	43	21	49	ST Students	7	1	15	OBC Students	201	134	66.66	
	Admitted to I Year	Promoted to II Year	Percentage																			
All Students	251	156	62.15																			
SC students	43	21	49																			
ST Students	7	1	15																			
OBC Students	201	134	66.66																			
19	IRG from students' fee and other charges in the year 2012-13 (Rs. in lakhs)	4.73																				
20	IRG from externally funded R&D projects, consultancies in the year 2012-13 (Rs. in lakhs)	Nil																				
21	Total IRG in the year 2012-13 (Rs. in lakhs)	5.64																				
22	Total annual recurring expenditure of the institution in the year 2012-13 (Rs. in lakhs)	151.24																				

Name of the Institute: Government Polytechnic, Tumkur

Sl. No	Parameter	Value																				
1	Total strength of students in all programs and all years of study in the year 2012-13	1027																				
2	Total women students in all programs and all years of study in the year 2012-13	398																				
3	Total SC students in all programs and all years of study in the year 2012-13	178																				
4	Total ST students in all programs and all years of study in the year 2012-13	100																				
5	Total OBC students in all programs and all years of study in the year 2012-13	901																				
6	Number of fully functional P-IV and above level computers available for students in the year 2012-13	50																				
7	Total number of text books and reference books available in library for Diploma,	12618																				
8	Teacher Student Ratio	22.1.																				
9	% of Diploma students placed through campus interviews in the year 2012-13	1%																				
10	% of Post Diploma students placed through campus interviews in the year 2012-13	Nil																				
11	% of high quality Diploma students (>75% marks) passed out in the year 2012-13	11%																				
12	% of high quality postgraduates (>75% marks) passed out in the year 2012-13	Nil																				
13	Number of research publications in Indian refereed journals in the year 2012-13	Nil																				
14	Number of research publications in International refereed journals in the year 2012-13	Nil																				
15	Number of patents obtained in the year 2012-13	Nil																				
16	Number of patents filed in the year 2012-13	Nil																				
17	Number of sponsored research projects completed in the year 2012-13	Nil																				
18	The transition rate of students in percentage from 1 st to 2 nd year during 2012-13: <table border="1" style="width: 100%; border-collapse: collapse; margin-top: 5px;"> <thead> <tr> <th style="width: 30%;"></th> <th style="width: 20%;">Admitted to I Year</th> <th style="width: 20%;">Promoted to II Year</th> <th style="width: 30%;">Percentage</th> </tr> </thead> <tbody> <tr> <td>All Students</td> <td style="text-align: center;">375</td> <td style="text-align: center;">280</td> <td style="text-align: center;">74.66</td> </tr> <tr> <td>SC students</td> <td style="text-align: center;">69</td> <td style="text-align: center;">42</td> <td style="text-align: center;">60.86</td> </tr> <tr> <td>ST Students</td> <td style="text-align: center;">16</td> <td style="text-align: center;">11</td> <td style="text-align: center;">68.75</td> </tr> <tr> <td>OBC Students</td> <td style="text-align: center;">274</td> <td style="text-align: center;">214</td> <td style="text-align: center;">78.10</td> </tr> </tbody> </table>		Admitted to I Year	Promoted to II Year	Percentage	All Students	375	280	74.66	SC students	69	42	60.86	ST Students	16	11	68.75	OBC Students	274	214	78.10	
	Admitted to I Year	Promoted to II Year	Percentage																			
All Students	375	280	74.66																			
SC students	69	42	60.86																			
ST Students	16	11	68.75																			
OBC Students	274	214	78.10																			
19	IRG from students' fee and other charges in the year 2012-13 (Rs. in lakhs)	6.06																				
20	IRG from externally funded R&D projects, consultancies in the year 2012-13 (Rs. in lakhs)	0.6																				
21	Total IRG in the year 2012-13 (Rs. in lakhs)	6.06																				
22	Total annual recurring expenditure of the institution in the year 2012-13 (Rs. in lakhs)	3.58																				

Name of the Institute: Government Polytechnic, Turavekere

Sl. No	Parameter	Value																				
1	Total strength of students in all programs and all years of study in the year 2012-13	242																				
2	Total women students in all programs and all years of study in the year 2012-13	110																				
3	Total SC students in all programs and all years of study in the year 2012-13	32																				
4	Total ST students in all programs and all years of study in the year 2012-13	8																				
5	Total OBC students in all programs and all years of study in the year 2012-13	65																				
6	Number of fully functional P-IV and above level computers available for students in the year 2012-13	50																				
7	Total number of text books and reference books available in library for Diploma,	1000																				
8	Teacher Student Ratio	1:8																				
9	% of Diploma students placed through campus interviews in the year 2012-13	Nil																				
10	% of Post Diploma students placed through campus interviews in the year 2012-13	Nil																				
11	% of high quality Diploma students (>75% marks) passed out in the year 2012-13	17.4%																				
12	% of high quality postgraduates (>75% marks) passed out in the year 2012-13	Nil																				
13	Number of research publications in Indian refereed journals in the year 2012-13	Nil																				
14	Number of research publications in International refereed journals in the year 2012-13	Nil																				
15	Number of patents obtained in the year 2012-13	Nil																				
16	Number of patents filed in the year 2012-13	Nil																				
17	Number of sponsored research projects completed in the year 2012-13	Nil																				
18	<p>The transition rate of students in percentage from 1st to 2nd year during 2012-13:</p> <table border="1" style="width: 100%; border-collapse: collapse;"> <thead> <tr> <th></th> <th style="text-align: center;">Admitted to I Year</th> <th style="text-align: center;">Promoted to II Year</th> <th style="text-align: center;">Percentage</th> </tr> </thead> <tbody> <tr> <td style="text-align: center;">All Students</td> <td style="text-align: center;">242</td> <td style="text-align: center;">133</td> <td style="text-align: center;">55</td> </tr> <tr> <td style="text-align: center;">SC students</td> <td style="text-align: center;">32</td> <td style="text-align: center;">15</td> <td style="text-align: center;">47</td> </tr> <tr> <td style="text-align: center;">ST Students</td> <td style="text-align: center;">8</td> <td style="text-align: center;">4</td> <td style="text-align: center;">50</td> </tr> <tr> <td style="text-align: center;">OBC Students</td> <td style="text-align: center;">65</td> <td style="text-align: center;">35</td> <td style="text-align: center;">54</td> </tr> </tbody> </table>		Admitted to I Year	Promoted to II Year	Percentage	All Students	242	133	55	SC students	32	15	47	ST Students	8	4	50	OBC Students	65	35	54	
	Admitted to I Year	Promoted to II Year	Percentage																			
All Students	242	133	55																			
SC students	32	15	47																			
ST Students	8	4	50																			
OBC Students	65	35	54																			
19	IRG from students' fee and other charges in the year 2012-13 (Rs. in lakhs)																					
20	IRG from externally funded R&D projects, consultancies in the year 2012-13 (Rs. in lakhs)																					
21	Total IRG in the year 2012-13 (Rs. in lakhs)																					
22	Total annual recurring expenditure of the institution in the year 2012-13 (Rs. in lakhs)																					

Name of the Institute: Government Polytechnic, Hiriyur

Sl. No	Parameter	Value																				
1	Total strength of students in all programs and all years of study in the year 2012-13	392																				
2	Total women students in all programs and all years of study in the year 2012-13	97																				
3	Total SC students in all programs and all years of study in the year 2012-13	88																				
4	Total ST students in all programs and all years of study in the year 2012-13	38																				
5	Total OBC students in all programs and all years of study in the year 2012-13	258																				
6	Number of fully functional P-IV and above level computers available for students in the year 2012-13	49																				
7	Total number of text books and reference books available in library for Diploma,	950																				
8	Teacher Student Ratio	15																				
9	% of Diploma students placed through campus interviews in the year 2012-13	Nil																				
10	% of Post Diploma students placed through campus interviews in the year 2012-13	Nil																				
11	% of high quality Diploma students (>75% marks) passed out in the year 2012-13	14																				
12	% of high quality postgraduates (>75% marks) passed out in the year 2012-13	Nil																				
13	Number of research publications in Indian refereed journals in the year 2012-13	Nil																				
14	Number of research publications in International refereed journals in the year 2012-13	Nil																				
15	Number of patents obtained in the year 2012-13	Nil																				
16	Number of patents filed in the year 2012-13	Nil																				
17	Number of sponsored research projects completed in the year 2012-13	Nil																				
18	<p>The transition rate of students in percentage from 1st to 2nd year during 2012-13:</p> <table border="1" style="width: 100%; border-collapse: collapse;"> <thead> <tr> <th style="width: 30%;"></th> <th style="width: 20%;">Admitted to I Year</th> <th style="width: 20%;">Promoted to II Year</th> <th style="width: 30%;">Percentage</th> </tr> </thead> <tbody> <tr> <td>All Students</td> <td style="text-align: center;">195</td> <td style="text-align: center;">94</td> <td style="text-align: center;">48.20</td> </tr> <tr> <td>SC students</td> <td style="text-align: center;">52</td> <td style="text-align: center;">16</td> <td style="text-align: center;">30.70</td> </tr> <tr> <td>ST Students</td> <td style="text-align: center;">23</td> <td style="text-align: center;">9</td> <td style="text-align: center;">39.10</td> </tr> <tr> <td>OBC Students</td> <td style="text-align: center;">157</td> <td style="text-align: center;">63</td> <td style="text-align: center;">40.10</td> </tr> </tbody> </table>		Admitted to I Year	Promoted to II Year	Percentage	All Students	195	94	48.20	SC students	52	16	30.70	ST Students	23	9	39.10	OBC Students	157	63	40.10	
	Admitted to I Year	Promoted to II Year	Percentage																			
All Students	195	94	48.20																			
SC students	52	16	30.70																			
ST Students	23	9	39.10																			
OBC Students	157	63	40.10																			
19	IRG from students' fee and other charges in the year 2012-13 (Rs. in lakhs)	8.50																				
20	IRG from externally funded R&D projects, consultancies in the year 2012-13 (Rs. in lakhs)	Nil																				
21	Total IRG in the year 2012-13 (Rs. in lakhs)	8.50																				
22	Total annual recurring expenditure of the institution in the year 2012-13 (Rs. in lakhs)	3.55																				

**Name of the Institute: Government Women Polytechnic,
Gulbarga**

Sl. No	Parameter	Value																				
1	Total strength of students in all programs and all years of study in the year 2012-13	267																				
2	Total women students in all programs and all years of study in the year 2012-13	267																				
3	Total SC students in all programs and all years of study in the year 2012-13	38																				
4	Total ST students in all programs and all years of study in the year 2012-13	4																				
5	Total OBC students in all programs and all years of study in the year 2012-13	220																				
6	Number of fully functional P-IV and above level computers available for students in the year 2012-13	25																				
7	Total number of text books and reference books available in library for Diploma,	5262																				
8	Teacher Student Ratio	1:25																				
9	% of Diploma students placed through campus interviews in the year 2012-13	Nil																				
10	% of Post Diploma students placed through campus interviews in the year 2012-13	Nil																				
11	% of high quality Diploma students (>75% marks) passed out in the year 2012-13	23.75																				
12	% of high quality postgraduates (>75% marks) passed out in the year 2012-13	Nil																				
13	Number of research publications in Indian refereed journals in the year 2012-13	Nil																				
14	Number of research publications in International refereed journals in the year 2012-13	Nil																				
15	Number of patents obtained in the year 2012-13	Nil																				
16	Number of patents filed in the year 2012-13	Nil																				
17	Number of sponsored research projects completed in the year 2012-13	Nil																				
18	The transition rate of students in percentage from 1 st to 2 nd year during 2012-13: <table border="1" style="width: 100%; border-collapse: collapse;"> <thead> <tr> <th></th> <th style="text-align: center;">Admitted to I Year</th> <th style="text-align: center;">Promoted to II Year</th> <th style="text-align: center;">Percentage</th> </tr> </thead> <tbody> <tr> <td style="text-align: center;">All Students</td> <td style="text-align: center;">132</td> <td style="text-align: center;">72</td> <td style="text-align: center;">54.90</td> </tr> <tr> <td style="text-align: center;">SC students</td> <td style="text-align: center;">26</td> <td style="text-align: center;">9</td> <td style="text-align: center;">34.60</td> </tr> <tr> <td style="text-align: center;">ST Students</td> <td style="text-align: center;">4</td> <td style="text-align: center;">2</td> <td style="text-align: center;">50.00</td> </tr> <tr> <td style="text-align: center;">OBC Students</td> <td style="text-align: center;">94</td> <td style="text-align: center;">49</td> <td style="text-align: center;">52.14</td> </tr> </tbody> </table>		Admitted to I Year	Promoted to II Year	Percentage	All Students	132	72	54.90	SC students	26	9	34.60	ST Students	4	2	50.00	OBC Students	94	49	52.14	
	Admitted to I Year	Promoted to II Year	Percentage																			
All Students	132	72	54.90																			
SC students	26	9	34.60																			
ST Students	4	2	50.00																			
OBC Students	94	49	52.14																			
19	IRG from students' fee and other charges in the year 2012-13 (Rs. in lakhs)	5.26																				
20	IRG from externally funded R&D projects, consultancies in the year 2012-13 (Rs. in lakhs)	Nil																				
21	Total IRG in the year 2012-13 (Rs. in lakhs)	5.26																				
22	Total annual recurring expenditure of the institution in the year 2012-13 (Rs. in lakhs)	90.00																				

Name of the Institute: Government Women Polytechnic, Shikaripura

Sl. No	Parameter	Value		
1	Total strength of students in all programs and all years of study in the year 2012-13	326		
2	Total women students in all programs and all years of study in the year 2012-13	326		
3	Total SC students in all programs and all years of study in the year 2012-13	55		
4	Total ST students in all programs and all years of study in the year 2012-13	13		
5	Total OBC students in all programs and all years of study in the year 2012-13	218		
6	Number of fully functional P-IV and above level computers available for students in the year 2012-13	40		
7	Total number of text books and reference books available in library for Diploma,	2500		
8	Teacher Student Ratio	1:15		
9	% of Diploma students placed through campus interviews in the year 2012-13	2		
10	% of Post Diploma students placed through campus interviews in the year 2012-13	Nil		
11	% of high quality Diploma students (>75% marks) passed out in the year 2012-13	11		
12	% of high quality postgraduates (>75% marks) passed out in the year 2012-13	Nil		
13	Number of research publications in Indian refereed journals in the year 2012-13	Nil		
14	Number of research publications in International refereed journals in the year 2012-13	Nil		
15	Number of patents obtained in the year 2012-13	Nil		
16	Number of patents filed in the year 2012-13	Nil		
17	Number of sponsored research projects completed in the year 2012-13	Nil		
18	The transition rate of students in percentage from 1 st to 2 nd year during 2012-13:			
		Admitted to I Year	Promoted to II Year	Percentage
	All Students	172	95	55
	SC students	42	20	48
	ST Students	16	8	50
	OBC Students	102	50	51
19	IRG from students' fee and other charges in the year 2012-13 (Rs. in lakhs)	4.66		
20	IRG from externally funded R&D projects, consultancies in the year 2012-13 (Rs. in lakhs)	Nil		
21	Total IRG in the year 2012-13 (Rs. in lakhs)	4.66		
22	Total annual recurring expenditure of the institution in the year 2012-13 (Rs. in lakhs)	142.52		

**Name of the Institute: Smt L V Government Women Polytechnic,
Hassan**

Sl. No	Parameter	Value																				
1	Total strength of students in all programs and all years of study in the year 2012-13	982																				
2	Total women students in all programs and all years of study in the year 2012-13	367																				
3	Total SC students in all programs and all years of study in the year 2012-13	139																				
4	Total ST students in all programs and all years of study in the year 2012-13	27																				
5	Total OBC students in all programs and all years of study in the year 2012-13	816																				
6	Number of fully functional P-IV and above level computers available for students in the year 2012-13	50																				
7	Total number of text books and reference books available in library for Diploma,	16288																				
8	Teacher Student Ratio	1:22																				
9	% of Diploma students placed through campus interviews in the year 2012-13	56																				
10	% of Post Diploma students placed through campus interviews in the year 2012-13	Nil																				
11	% of high quality Diploma students (>75% marks) passed out in the year 2012-13	Nil																				
12	% of high quality postgraduates (>75% marks) passed out in the year 2012-13	Nil																				
13	Number of research publications in Indian refereed journals in the year 2012-13	Nil																				
14	Number of research publications in International refereed journals in the year 2012-13	08																				
15	Number of patents obtained in the year 2012-13	Nil																				
16	Number of patents filed in the year 2012-13	Nil																				
17	Number of sponsored research projects completed in the year 2012-13	Nil																				
18	<p>The transition rate of students in percentage from 1st to 2nd year during 2012-13:</p> <table border="1" style="width: 100%; border-collapse: collapse;"> <thead> <tr> <th></th> <th style="text-align: center;">Admitted to I Year</th> <th style="text-align: center;">Promoted to II Year</th> <th style="text-align: center;">Percentage</th> </tr> </thead> <tbody> <tr> <td style="text-align: center;">All Students</td> <td style="text-align: center;">390</td> <td style="text-align: center;">319</td> <td style="text-align: center;">81.79</td> </tr> <tr> <td style="text-align: center;">SC students</td> <td style="text-align: center;">63</td> <td style="text-align: center;">41</td> <td style="text-align: center;">65.00</td> </tr> <tr> <td style="text-align: center;">ST Students</td> <td style="text-align: center;">13</td> <td style="text-align: center;">7</td> <td style="text-align: center;">53.84</td> </tr> <tr> <td style="text-align: center;">OBC Students</td> <td style="text-align: center;">314</td> <td style="text-align: center;">271</td> <td style="text-align: center;">86.30</td> </tr> </tbody> </table>		Admitted to I Year	Promoted to II Year	Percentage	All Students	390	319	81.79	SC students	63	41	65.00	ST Students	13	7	53.84	OBC Students	314	271	86.30	
	Admitted to I Year	Promoted to II Year	Percentage																			
All Students	390	319	81.79																			
SC students	63	41	65.00																			
ST Students	13	7	53.84																			
OBC Students	314	271	86.30																			
19	IRG from students' fee and other charges in the year 2012-13 (Rs. in lakhs)	26.30																				
20	IRG from externally funded R&D projects, consultancies in the year 2012-13 (Rs. in lakhs)	Nil																				
21	Total IRG in the year 2012-13 (Rs. in lakhs)	37.00																				
22	Total annual recurring expenditure of the institution in the year 2012-13 (Rs. in lakhs)	9.87																				

Name of the Institute: Government Women Polytechnic, Bangalore

Sl. No	Parameter	Value		
1	Total strength of students in all programs and all years of study in the year 2012-13	802		
2	Total women students in all programs and all years of study in the year 2012-13	802		
3	Total SC students in all programs and all years of study in the year 2012-13	80		
4	Total ST students in all programs and all years of study in the year 2012-13	12		
5	Total OBC students in all programs and all years of study in the year 2012-13	266		
6	Number of fully functional P-IV and above level computers available for students in the year 2012-13	60		
7	Total number of text books and reference books available in library for Diploma,	17000		
8	Teacher Student Ratio	1:20		
9	% of Diploma students placed through campus interviews in the year 2012-13	5		
10	% of Post Diploma students placed through campus interviews in the year 2012-13	Nil		
11	% of high quality Diploma students (>75% marks) passed out in the year 2012-13	17.83		
12	% of high quality postgraduates (>75% marks) passed out in the year 2012-13	Nil		
13	Number of research publications in Indian refereed journals in the year 2012-13	Nil		
14	Number of research publications in International refereed journals in the year 2012-13	Nil		
15	Number of patents obtained in the year 2012-13	Nil		
16	Number of patents filed in the year 2012-13	Nil		
17	Number of sponsored research projects completed in the year 2012-13	Nil		
18	The transition rate of students in percentage from 1 st to 2 nd year during 2012-13:			
		Admitted to I Year	Promoted to II Year	Percentage
	All Students	303	267	88.11
	SC students	82	74	90.24
	ST Students	10	8	80.00
	OBC Students	268	245	91.41
19	IRG from students' fee and other charges in the year 2012-13 (Rs. in lakhs)	10.38		
20	IRG from externally funded R&D projects, consultancies in the year 2012-13 (Rs. in lakhs)	2.70		
21	Total IRG in the year 2012-13 (Rs. in lakhs)	13.08		
22	Total annual recurring expenditure of the institution in the year 2012-13 (Rs. in lakhs)	17.88		
23	Central and State Govt Grants during the year 2012-13 (Rs. in lakhs)	22.78		

**Name of the Institute: DACG (Govt.) Polytechnic,
Chikmagalur**

Sl. No	Parameter	Value																				
1	Total strength of students in all programs and all years of study in the year 2012-13	877																				
2	Total women students in all programs and all years of study in the year 2012-13	237																				
3	Total SC students in all programs and all years of study in the year 2012-13	138																				
4	Total ST students in all programs and all years of study in the year 2012-13	25																				
5	Total OBC students in all programs and all years of study in the year 2012-13	698																				
6	Number of fully functional P-IV and above level computers available for students in the year 2012-13	56																				
7	Total number of text books and reference books available in library for Diploma,	20231																				
8	Teacher Student Ratio	1:18																				
9	% of Diploma students placed through campus interviews in the year 2012-13	5																				
10	% of Post Diploma students placed through campus interviews in the year 2012-13	Nil																				
11	% of high quality Diploma students (>75% marks) passed out in the year 2012-13	12.52																				
12	% of high quality postgraduates (>75% marks) passed out in the year 2012-13	Nil																				
13	Number of research publications in Indian refereed journals in the year 2012-13	2																				
14	Number of research publications in International refereed journals in the year 2012-13	6																				
15	Number of patents obtained in the year 2012-13	Nil																				
16	Number of patents filed in the year 2012-13	Nil																				
17	Number of sponsored research projects completed in the year 2012-13	Nil																				
18	The transition rate of students in percentage from 1 st to 2 nd year during 2012-13: <table border="1" style="width: 100%; border-collapse: collapse;"> <thead> <tr> <th></th> <th style="text-align: center;">Admitted to I Year</th> <th style="text-align: center;">Promoted to II Year</th> <th style="text-align: center;">Percentage</th> </tr> </thead> <tbody> <tr> <td style="text-align: center;">All Students</td> <td style="text-align: center;">358</td> <td style="text-align: center;">252</td> <td style="text-align: center;">70.39</td> </tr> <tr> <td style="text-align: center;">SC students</td> <td style="text-align: center;">88</td> <td style="text-align: center;">48</td> <td style="text-align: center;">54.50</td> </tr> <tr> <td style="text-align: center;">ST Students</td> <td style="text-align: center;">36</td> <td style="text-align: center;">16</td> <td style="text-align: center;">44.40</td> </tr> <tr> <td style="text-align: center;">OBC Students</td> <td style="text-align: center;">234</td> <td style="text-align: center;">188</td> <td style="text-align: center;">80.34</td> </tr> </tbody> </table>		Admitted to I Year	Promoted to II Year	Percentage	All Students	358	252	70.39	SC students	88	48	54.50	ST Students	36	16	44.40	OBC Students	234	188	80.34	
	Admitted to I Year	Promoted to II Year	Percentage																			
All Students	358	252	70.39																			
SC students	88	48	54.50																			
ST Students	36	16	44.40																			
OBC Students	234	188	80.34																			
19	IRG from students' fee and other charges in the year 2012-13 (Rs. in lakhs)	5.74																				
20	IRG from externally funded R&D projects, consultancies in the year 2012-13 (Rs. in lakhs)	Nil																				
21	Total IRG in the year 2012-13 (Rs. in lakhs)	5.74																				
22	Total annual recurring expenditure of the institution in the year 2012-13 (Rs. in lakhs)	24.04																				

**Name of the Institute: DRR Government Polytechnic,
Davangere**

Sl. No	Parameter	Value																				
1	Total strength of students in all programs and all years of study in the year 2012-13	877																				
2	Total women students in all programs and all years of study in the year 2012-13	237																				
3	Total SC students in all programs and all years of study in the year 2012-13	138																				
4	Total ST students in all programs and all years of study in the year 2012-13	25																				
5	Total OBC students in all programs and all years of study in the year 2012-13	698																				
6	Number of fully functional P-IV and above level computers available for students in the year 2012-13	56																				
7	Total number of text books and reference books available in library for Diploma,	20231																				
8	Teacher Student Ratio	1:17																				
9	% of Diploma students placed through campus interviews in the year 2012-13	5.21																				
10	% of Post Diploma students placed through campus interviews in the year 2012-13	Nil																				
11	% of high quality Diploma students (>75% marks) passed out in the year 2012-13	12.52																				
12	% of high quality postgraduates (>75% marks) passed out in the year 2012-13	Nil																				
13	Number of research publications in Indian refereed journals in the year 2012-13	2																				
14	Number of research publications in International refereed journals in the year 2012-13	6																				
15	Number of patents obtained in the year 2012-13	Nil																				
16	Number of patents filed in the year 2012-13	Nil																				
17	Number of sponsored research projects completed in the year 2012-13	Nil																				
18	The transition rate of students in percentage from 1 st to 2 nd year during 2012-13: <table border="1" style="width: 100%; border-collapse: collapse;"> <thead> <tr> <th></th> <th style="text-align: center;">Admitted to I Year</th> <th style="text-align: center;">Promoted to II Year</th> <th style="text-align: center;">Percentage</th> </tr> </thead> <tbody> <tr> <td style="text-align: center;">All Students</td> <td style="text-align: center;">358</td> <td style="text-align: center;">252</td> <td style="text-align: center;">70.39</td> </tr> <tr> <td style="text-align: center;">SC students</td> <td style="text-align: center;">88</td> <td style="text-align: center;">48</td> <td style="text-align: center;">54.5</td> </tr> <tr> <td style="text-align: center;">ST Students</td> <td style="text-align: center;">36</td> <td style="text-align: center;">16</td> <td style="text-align: center;">44.4</td> </tr> <tr> <td style="text-align: center;">OBC Students</td> <td style="text-align: center;">234</td> <td style="text-align: center;">188</td> <td style="text-align: center;">80.34</td> </tr> </tbody> </table>		Admitted to I Year	Promoted to II Year	Percentage	All Students	358	252	70.39	SC students	88	48	54.5	ST Students	36	16	44.4	OBC Students	234	188	80.34	
	Admitted to I Year	Promoted to II Year	Percentage																			
All Students	358	252	70.39																			
SC students	88	48	54.5																			
ST Students	36	16	44.4																			
OBC Students	234	188	80.34																			
19	IRG from students' fee and other charges in the year 2012-13 (Rs. in lakhs)	5.74																				
20	IRG from externally funded R&D projects, consultancies in the year 2012-13 (Rs. in lakhs)	Nil																				
21	Total IRG in the year 2012-13 (Rs. in lakhs)	5.74																				
22	Total annual recurring expenditure of the institution in the year 2012-13 (Rs. in lakhs)	24.04																				

**Name of the Institute: Government Film & TV Institute
Hesarghatta, Bangalore**

Sl. No	Parameter	Value																				
1	Total strength of students in all programs and all years of study in the year 2012-13	44																				
2	Total women students in all programs and all years of study in the year 2012-13	1																				
3	Total SC students in all programs and all years of study in the year 2012-13	3																				
4	Total ST students in all programs and all years of study in the year 2012-13	2																				
5	Total OBC students in all programs and all years of study in the year 2012-13	6																				
6	Number of fully functional P-IV and above level computers available for students in the year 2012-13	Nil																				
7	Total number of text books and reference books available in library for Diploma,	1063																				
8	Teacher Student Ratio	1:3																				
9	% of Diploma students placed through campus interviews in the year 2012-13	Nil																				
10	% of Post Diploma students placed through campus interviews in the year 2012-13	Nil																				
11	% of high quality Diploma students (>75% marks) passed out in the year 2012-13	7																				
12	% of high quality postgraduates (>75% marks) passed out in the year 2012-13	Nil																				
13	Number of research publications in Indian refereed journals in the year 2012-13	Nil																				
14	Number of research publications in International refereed journals in the year 2012-13	Nil																				
15	Number of patents obtained in the year 2012-13	Nil																				
16	Number of patents filed in the year 2012-13	Nil																				
17	Number of sponsored research projects completed in the year 2012-13	Nil																				
18	The transition rate of students in percentage from 1 st to 2 nd year during 2012-13: <table border="1" style="width: 100%; border-collapse: collapse;"> <thead> <tr> <th></th> <th style="text-align: center;">Admitted to I Year</th> <th style="text-align: center;">Promoted to II Year</th> <th style="text-align: center;">Percentage</th> </tr> </thead> <tbody> <tr> <td>All Students</td> <td style="text-align: center;">12</td> <td style="text-align: center;">10</td> <td style="text-align: center;">83.33</td> </tr> <tr> <td>SC students</td> <td style="text-align: center;">1</td> <td style="text-align: center;">1</td> <td style="text-align: center;">100</td> </tr> <tr> <td>ST Students</td> <td style="text-align: center;">Nil</td> <td style="text-align: center;">Nil</td> <td style="text-align: center;">Nil</td> </tr> <tr> <td>OBC Students</td> <td style="text-align: center;">3</td> <td style="text-align: center;">3</td> <td style="text-align: center;">100</td> </tr> </tbody> </table>		Admitted to I Year	Promoted to II Year	Percentage	All Students	12	10	83.33	SC students	1	1	100	ST Students	Nil	Nil	Nil	OBC Students	3	3	100	
	Admitted to I Year	Promoted to II Year	Percentage																			
All Students	12	10	83.33																			
SC students	1	1	100																			
ST Students	Nil	Nil	Nil																			
OBC Students	3	3	100																			
19	IRG from students' fee and other charges in the year 2012-13 (Rs. in lakhs)	3.66																				
20	IRG from externally funded R&D projects, consultancies in the year 2012-13 (Rs. in lakhs)	3.60																				
21	Total IRG in the year 2012-13 (Rs. in lakhs)	7.26																				
22	Total annual recurring expenditure of the institution in the year 2012-13 (Rs. in lakhs)	216.38																				

**Name of the Institute: Government Institute of Textile
Technology, Bangalore**

Sl. No	Parameter	Value																				
1	Total strength of students in all programs and all years of study in the year 2012-13	99																				
2	Total women students in all programs and all years of study in the year 2012-13	35																				
3	Total SC students in all programs and all years of study in the year 2012-13	24																				
4	Total ST students in all programs and all years of study in the year 2012-13	4																				
5	Total OBC students in all programs and all years of study in the year 2012-13	70																				
6	Number of fully functional P-IV and above level computers available for students in the year 2012-13	24																				
7	Total number of text books and reference books available in library for Diploma,	1624																				
8	Teacher Student Ratio	1:36																				
9	% of Diploma students placed through campus interviews in the year 2012-13	60																				
10	% of Post Diploma students placed through campus interviews in the year 2012-13	Nil																				
11	% of high quality Diploma students (>75% marks) passed out in the year 2012-13	10																				
12	% of high quality postgraduates (>75% marks) passed out in the year 2012-13	Nil																				
13	Number of research publications in Indian refereed journals in the year 2012-13	Nil																				
14	Number of research publications in International refereed journals in the year 2012-13	Nil																				
15	Number of patents obtained in the year 2012-13	Nil																				
16	Number of patents filed in the year 2012-13	Nil																				
17	Number of sponsored research projects completed in the year 2012-13	Nil																				
18	The transition rate of students in percentage from 1 st to 2 nd year during 2012-13: <table border="1" style="width: 100%; border-collapse: collapse;"> <thead> <tr> <th></th> <th style="text-align: center;">Admitted to I Year</th> <th style="text-align: center;">Promoted to II Year</th> <th style="text-align: center;">Percentage</th> </tr> </thead> <tbody> <tr> <td style="text-align: center;">All Students</td> <td style="text-align: center;">43</td> <td style="text-align: center;">16</td> <td style="text-align: center;">37.00</td> </tr> <tr> <td style="text-align: center;">SC students</td> <td style="text-align: center;">15</td> <td style="text-align: center;">5</td> <td style="text-align: center;">33.33</td> </tr> <tr> <td style="text-align: center;">ST Students</td> <td style="text-align: center;">3</td> <td style="text-align: center;">1</td> <td style="text-align: center;">33.33</td> </tr> <tr> <td style="text-align: center;">OBC Students</td> <td style="text-align: center;">25</td> <td style="text-align: center;">10</td> <td style="text-align: center;">40.00</td> </tr> </tbody> </table>		Admitted to I Year	Promoted to II Year	Percentage	All Students	43	16	37.00	SC students	15	5	33.33	ST Students	3	1	33.33	OBC Students	25	10	40.00	
	Admitted to I Year	Promoted to II Year	Percentage																			
All Students	43	16	37.00																			
SC students	15	5	33.33																			
ST Students	3	1	33.33																			
OBC Students	25	10	40.00																			
19	IRG from students' fee and other charges in the year 2012-13 (Rs. in lakhs)	2.45																				
20	IRG from externally funded R&D projects, consultancies in the year 2012-13 (Rs. in lakhs)	Nil																				
21	Total IRG in the year 2012-13 (Rs. in lakhs)	2.45																				
22	Total annual recurring expenditure of the institution in the year 2012-13 (Rs. in lakhs)	1.065																				

**Name of the Institute: Government Institute of Printing
Technology, Bangalore**

Sl. No	Parameter	Value																				
1	Total strength of students in all programs and all years of study in the year 2012-13	109																				
2	Total women students in all programs and all years of study in the year 2012-13	13																				
3	Total SC students in all programs and all years of study in the year 2012-13	26																				
4	Total ST students in all programs and all years of study in the year 2012-13	7																				
5	Total OBC students in all programs and all years of study in the year 2012-13	63																				
6	Number of fully functional P-IV and above level computers available for students in the year 2012-13	10																				
7	Total number of text books and reference books available in library for Diploma,	1672																				
8	Teacher Student Ratio	1:10																				
9	% of Diploma students placed through campus interviews in the year 2012-13	90																				
10	% of Post Diploma students placed through campus interviews in the year 2012-13	Nil																				
11	% of high quality Diploma students (>75% marks) passed out in the year 2012-13	70																				
12	% of high quality postgraduates (>75% marks) passed out in the year 2012-13	Nil																				
13	Number of research publications in Indian refereed journals in the year 2012-13	Nil																				
14	Number of research publications in International refereed journals in the year 2012-13	Nil																				
15	Number of patents obtained in the year 2012-13	Nil																				
16	Number of patents filed in the year 2012-13	Nil																				
17	Number of sponsored research projects completed in the year 2012-13	Nil																				
18	The transition rate of students in percentage from 1 st to 2 nd year during 2012-13: <table border="1" style="width: 100%; border-collapse: collapse;"> <thead> <tr> <th></th> <th style="text-align: center;">Admitted to I Year</th> <th style="text-align: center;">Promoted to II Year</th> <th style="text-align: center;">Percentage</th> </tr> </thead> <tbody> <tr> <td style="text-align: center;">All Students</td> <td style="text-align: center;">71</td> <td style="text-align: center;">14</td> <td style="text-align: center;">19.71</td> </tr> <tr> <td style="text-align: center;">SC students</td> <td style="text-align: center;">26</td> <td style="text-align: center;">1</td> <td style="text-align: center;">3.84</td> </tr> <tr> <td style="text-align: center;">ST Students</td> <td style="text-align: center;">3</td> <td style="text-align: center;">1</td> <td style="text-align: center;">33.33</td> </tr> <tr> <td style="text-align: center;">OBC Students</td> <td style="text-align: center;">-</td> <td style="text-align: center;">-</td> <td></td> </tr> </tbody> </table>		Admitted to I Year	Promoted to II Year	Percentage	All Students	71	14	19.71	SC students	26	1	3.84	ST Students	3	1	33.33	OBC Students	-	-		
	Admitted to I Year	Promoted to II Year	Percentage																			
All Students	71	14	19.71																			
SC students	26	1	3.84																			
ST Students	3	1	33.33																			
OBC Students	-	-																				
19	IRG from students' fee and other charges in the year 2012-13 (Rs. in lakhs)	3.66																				
20	IRG from externally funded R&D projects, consultancies in the year 2012-13 (Rs. in lakhs)	3.60																				
21	Total IRG in the year 2012-13 (Rs. in lakhs)	7.26																				
22	Total annual recurring expenditure of the institution in the year 2012-13 (Rs. in lakhs)	216.38																				

Name of the Institute: Government Polytechnic, Afzalapur

Sl. No	Parameter	Value																				
1	Total strength of students in all programs and all years of study in the year 2012-13	323																				
2	Total women students in all programs and all years of study in the year 2012-13	16																				
3	Total SC students in all programs and all years of study in the year 2012-13	104																				
4	Total ST students in all programs and all years of study in the year 2012-13	8																				
5	Total OBC students in all programs and all years of study in the year 2012-13	139																				
6	Number of fully functional P-IV and above level computers available for students in the year 2012-13	50																				
7	Total number of text books and reference books available in library for Diploma,	1104																				
8	Teacher Student Ratio	1:26																				
9	% of Diploma students placed through campus interviews in the year 2012-13	Nil																				
10	% of Post Diploma students placed through campus interviews in the year 2012-13	Nil																				
11	% of high quality Diploma students (>75% marks) passed out in the year 2012-13	Nil																				
12	% of high quality postgraduates (>75% marks) passed out in the year 2012-13	Nil																				
13	Number of research publications in Indian refereed journals in the year 2012-13	Nil																				
14	Number of research publications in International refereed journals in the year 2012-13	Nil																				
15	Number of patents obtained in the year 2012-13	Nil																				
16	Number of patents filed in the year 2012-13	Nil																				
17	Number of sponsored research projects completed in the year 2012-13	Nil																				
18	<p>The transition rate of students in percentage from 1st to 2nd year during 2012-13:</p> <table border="1" style="width: 100%; border-collapse: collapse;"> <thead> <tr> <th style="width: 30%;"></th> <th style="width: 20%;">Admitted to I Year</th> <th style="width: 20%;">Promoted to II Year</th> <th style="width: 30%;">Percentage</th> </tr> </thead> <tbody> <tr> <td>All Students</td> <td style="text-align: center;">190</td> <td style="text-align: center;">94</td> <td style="text-align: center;">49.47</td> </tr> <tr> <td>SC students</td> <td style="text-align: center;">44</td> <td style="text-align: center;">21</td> <td style="text-align: center;">47.72</td> </tr> <tr> <td>ST Students</td> <td style="text-align: center;">5</td> <td style="text-align: center;">3</td> <td style="text-align: center;">60.00</td> </tr> <tr> <td>OBC Students</td> <td style="text-align: center;">139</td> <td style="text-align: center;">70</td> <td style="text-align: center;">50.35</td> </tr> </tbody> </table>		Admitted to I Year	Promoted to II Year	Percentage	All Students	190	94	49.47	SC students	44	21	47.72	ST Students	5	3	60.00	OBC Students	139	70	50.35	
	Admitted to I Year	Promoted to II Year	Percentage																			
All Students	190	94	49.47																			
SC students	44	21	47.72																			
ST Students	5	3	60.00																			
OBC Students	139	70	50.35																			
19	IRG from students' fee and other charges in the year 2012-13 (Rs. in lakhs)	7.46																				
20	IRG from externally funded R&D projects, consultancies in the year 2012-13 (Rs. in lakhs)	Nil																				
21	Total IRG in the year 2012-13 (Rs. in lakhs)	8.10																				
22	Total annual recurring expenditure of the institution in the year 2012-13 (Rs. in lakhs)	117.76																				

**Name of the Institute: Government Polytechnic, Arakere,
Srirangapatna**

Sl. No	Parameter	Value																				
1	Total strength of students in all programs and all years of study in the year 2012-13	594																				
2	Total women students in all programs and all years of study in the year 2012-13	189																				
3	Total SC students in all programs and all years of study in the year 2012-13	116																				
4	Total ST students in all programs and all years of study in the year 2012-13	27																				
5	Total OBC students in all programs and all years of study in the year 2012-13	445																				
6	Number of fully functional P-IV and above level computers available for students in the year 2012-13	48																				
7	Total number of text books and reference books available in library for Diploma,	2276																				
8	Teacher Student Ratio	1:21																				
9	% of Diploma students placed through campus interviews in the year 2012-13	7																				
10	% of Post Diploma students placed through campus interviews in the year 2012-13	Nil																				
11	% of high quality Diploma students (>75% marks) passed out in the year 2012-13	15%																				
12	% of high quality postgraduates (>75% marks) passed out in the year 2012-13	Nil																				
13	Number of research publications in Indian refereed journals in the year 2012-13	Nil																				
14	Number of research publications in International refereed journals in the year 2012-13	Nil																				
15	Number of patents obtained in the year 2012-13	Nil																				
16	Number of patents filed in the year 2012-13	Nil																				
17	Number of sponsored research projects completed in the year 2012-13	Nil																				
18	The transition rate of students in percentage from 1 st to 2 nd year during 2012-13: <table border="1" style="width: 100%; border-collapse: collapse;"> <thead> <tr> <th></th> <th style="text-align: center;">Admitted to I Year</th> <th style="text-align: center;">Promoted to II Year</th> <th style="text-align: center;">Percentage</th> </tr> </thead> <tbody> <tr> <td style="text-align: center;">All Students</td> <td style="text-align: center;">240</td> <td style="text-align: center;">160</td> <td style="text-align: center;">67</td> </tr> <tr> <td style="text-align: center;">SC students</td> <td style="text-align: center;">41</td> <td style="text-align: center;">27</td> <td style="text-align: center;">66</td> </tr> <tr> <td style="text-align: center;">ST Students</td> <td style="text-align: center;">13</td> <td style="text-align: center;">9</td> <td style="text-align: center;">69</td> </tr> <tr> <td style="text-align: center;">OBC Students</td> <td style="text-align: center;">182</td> <td style="text-align: center;">120</td> <td style="text-align: center;">66</td> </tr> </tbody> </table>		Admitted to I Year	Promoted to II Year	Percentage	All Students	240	160	67	SC students	41	27	66	ST Students	13	9	69	OBC Students	182	120	66	
	Admitted to I Year	Promoted to II Year	Percentage																			
All Students	240	160	67																			
SC students	41	27	66																			
ST Students	13	9	69																			
OBC Students	182	120	66																			
19	IRG from students' fee and other charges in the year 2012-13 (Rs. in lakhs)	4.37																				
20	IRG from externally funded R&D projects, consultancies in the year 2012-13 (Rs. in lakhs)	0.035																				
21	Total IRG in the year 2012-13 (Rs. in lakhs)	4.405																				
22	Total annual recurring expenditure of the institution in the year 2012-13 (Rs. in lakhs)	4.26																				

Name of the Institute: Government Polytechnic, Athani

Sl. No	Parameter	Value																				
1	Total strength of students in all programs and all years of study in the year 2012-13	440																				
2	Total women students in all programs and all years of study in the year 2012-13	64																				
3	Total SC students in all programs and all years of study in the year 2012-13	72																				
4	Total ST students in all programs and all years of study in the year 2012-13	10																				
5	Total OBC students in all programs and all years of study in the year 2012-13	363																				
6	Number of fully functional P-IV and above level computers available for students in the year 2012-13	49																				
7	Total number of text books and reference books available in library for Diploma,	2355																				
8	Teacher Student Ratio	--																				
9	% of Diploma students placed through campus interviews in the year 2012-13	10																				
10	% of Post Diploma students placed through campus interviews in the year 2012-13	Nil																				
11	% of high quality Diploma students (>75% marks) passed out in the year 2012-13	16.59																				
12	% of high quality postgraduates (>75% marks) passed out in the year 2012-13	Nil																				
13	Number of research publications in Indian refereed journals in the year 2012-13	Nil																				
14	Number of research publications in International refereed journals in the year 2012-13	Nil																				
15	Number of patents obtained in the year 2012-13	Nil																				
16	Number of patents filed in the year 2012-13	Nil																				
17	Number of sponsored research projects completed in the year 2012-13	Nil																				
18	The transition rate of students in percentage from 1 st to 2 nd year during 2012-13: <table border="1" style="width: 100%; margin-top: 5px;"> <thead> <tr> <th></th> <th style="text-align: center;">Admitted to I Year</th> <th style="text-align: center;">Promoted to II Year</th> <th style="text-align: center;">Percentage</th> </tr> </thead> <tbody> <tr> <td>All Students</td> <td style="text-align: center;">195</td> <td style="text-align: center;">115</td> <td style="text-align: center;">58.97</td> </tr> <tr> <td>SC students</td> <td style="text-align: center;">39</td> <td style="text-align: center;">15</td> <td style="text-align: center;">38.46</td> </tr> <tr> <td>ST Students</td> <td style="text-align: center;">3</td> <td style="text-align: center;">3</td> <td style="text-align: center;">100</td> </tr> <tr> <td>OBC Students</td> <td style="text-align: center;">156</td> <td style="text-align: center;">97</td> <td style="text-align: center;">62.17</td> </tr> </tbody> </table>		Admitted to I Year	Promoted to II Year	Percentage	All Students	195	115	58.97	SC students	39	15	38.46	ST Students	3	3	100	OBC Students	156	97	62.17	
	Admitted to I Year	Promoted to II Year	Percentage																			
All Students	195	115	58.97																			
SC students	39	15	38.46																			
ST Students	3	3	100																			
OBC Students	156	97	62.17																			
19	IRG from students' fee and other charges in the year 2012-13 (Rs. in lakhs)	6.28																				
20	IRG from externally funded R&D projects, consultancies in the year 2012-13 (Rs. in lakhs)	Nil																				
21	Total IRG in the year 2012-13 (Rs. in lakhs)	6.28																				
22	Total annual recurring expenditure of the institution in the year 2012-13 (Rs. in lakhs)	210.00																				

Name of the Institute: Government Polytechnic, Aurad

Sl. No	Parameter	Value																				
1	Total strength of students in all programs and all years of study in the year 2012-13	401																				
2	Total women students in all programs and all years of study in the year 2012-13	80																				
3	Total SC students in all programs and all years of study in the year 2012-13	84																				
4	Total ST students in all programs and all years of study in the year 2012-13	60																				
5	Total OBC students in all programs and all years of study in the year 2012-13	177																				
6	Number of fully functional P-IV and above level computers available for students in the year 2012-13	40																				
7	Total number of text books and reference books available in library for Diploma,	2012																				
8	Teacher Student Ratio	1:34																				
9	% of Diploma students placed through campus interviews in the year 2012-13	Nil																				
10	% of Post Diploma students placed through campus interviews in the year 2012-13	Nil																				
11	% of high quality Diploma students (>75% marks) passed out in the year 2012-13	2.5%																				
12	% of high quality postgraduates (>75% marks) passed out in the year 2012-13	Nil																				
13	Number of research publications in Indian refereed journals in the year 2012-13	Nil																				
14	Number of research publications in International refereed journals in the year 2012-13	Nil																				
15	Number of patents obtained in the year 2012-13	Nil																				
16	Number of patents filed in the year 2012-13	Nil																				
17	Number of sponsored research projects completed in the year 2012-13	Nil																				
18	<p>The transition rate of students in percentage from 1st to 2nd year during 2012-13:</p> <table border="1" style="width: 100%; border-collapse: collapse;"> <thead> <tr> <th></th> <th style="text-align: center;">Admitted to I Year</th> <th style="text-align: center;">Promoted to II Year</th> <th style="text-align: center;">Percentage</th> </tr> </thead> <tbody> <tr> <td style="text-align: center;">All Students</td> <td style="text-align: center;">211</td> <td style="text-align: center;">108</td> <td style="text-align: center;">51.18</td> </tr> <tr> <td style="text-align: center;">SC students</td> <td style="text-align: center;">31</td> <td style="text-align: center;">19</td> <td style="text-align: center;">61.29</td> </tr> <tr> <td style="text-align: center;">ST Students</td> <td style="text-align: center;">11</td> <td style="text-align: center;">15</td> <td style="text-align: center;">73.33</td> </tr> <tr> <td style="text-align: center;">OBC Students</td> <td style="text-align: center;">169</td> <td style="text-align: center;">74</td> <td style="text-align: center;">43.78</td> </tr> </tbody> </table>		Admitted to I Year	Promoted to II Year	Percentage	All Students	211	108	51.18	SC students	31	19	61.29	ST Students	11	15	73.33	OBC Students	169	74	43.78	
	Admitted to I Year	Promoted to II Year	Percentage																			
All Students	211	108	51.18																			
SC students	31	19	61.29																			
ST Students	11	15	73.33																			
OBC Students	169	74	43.78																			
19	IRG from students' fee and other charges in the year 2012-13 (Rs. in lakhs)	5.5																				
20	IRG from externally funded R&D projects, consultancies in the year 2012-13 (Rs. in lakhs)	Nil																				
21	Total IRG in the year 2012-13 (Rs. in lakhs)	5.5																				
22	Total annual recurring expenditure of the institution in the year 2012-13 (Rs. in lakhs)	90.00																				

Name of the Institute: Government Polytechnic, Bagalkote

Sl. No	Parameter	Value																				
1	Total strength of students in all programs and all years of study in the year 2012-13	530																				
2	Total women students in all programs and all years of study in the year 2012-13	138																				
3	Total SC students in all programs and all years of study in the year 2012-13	163																				
4	Total ST students in all programs and all years of study in the year 2012-13	29																				
5	Total OBC students in all programs and all years of study in the year 2012-13	300																				
6	Number of fully functional P-IV and above level computers available for students in the year 2012-13	48																				
7	Total number of text books and reference books available in library for Diploma,	Nil																				
8	Teacher Student Ratio	1:30																				
9	% of Diploma students placed through campus interviews in the year 2012-13	21																				
10	% of Post Diploma students placed through campus interviews in the year 2012-13	Nil																				
11	% of high quality Diploma students (>75% marks) passed out in the year 2012-13	15.56																				
12	% of high quality postgraduates (>75% marks) passed out in the year 2012-13	Nil																				
13	Number of research publications in Indian refereed journals in the year 2012-13	Nil																				
14	Number of research publications in International refereed journals in the year 2012-13	Nil																				
15	Number of patents obtained in the year 2012-13	Nil																				
16	Number of patents filed in the year 2012-13	Nil																				
17	Number of sponsored research projects completed in the year 2012-13	Nil																				
18	<p>The transition rate of students in percentage from 1st to 2nd year during 2012-13:</p> <table border="1" style="width: 100%; border-collapse: collapse;"> <thead> <tr> <th style="width: 30%;"></th> <th style="width: 20%;">Admitted to I Year</th> <th style="width: 20%;">Promoted to II Year</th> <th style="width: 30%;">Percentage</th> </tr> </thead> <tbody> <tr> <td>All Students</td> <td style="text-align: center;">239</td> <td style="text-align: center;">139</td> <td style="text-align: center;">58.15</td> </tr> <tr> <td>SC students</td> <td style="text-align: center;">51</td> <td style="text-align: center;">36</td> <td style="text-align: center;">70.58</td> </tr> <tr> <td>ST Students</td> <td style="text-align: center;">24</td> <td style="text-align: center;">13</td> <td style="text-align: center;">54.16</td> </tr> <tr> <td>OBC Students</td> <td style="text-align: center;">99</td> <td style="text-align: center;">62</td> <td style="text-align: center;">62.62</td> </tr> </tbody> </table>		Admitted to I Year	Promoted to II Year	Percentage	All Students	239	139	58.15	SC students	51	36	70.58	ST Students	24	13	54.16	OBC Students	99	62	62.62	
	Admitted to I Year	Promoted to II Year	Percentage																			
All Students	239	139	58.15																			
SC students	51	36	70.58																			
ST Students	24	13	54.16																			
OBC Students	99	62	62.62																			
19	IRG from students' fee and other charges in the year 2012-13 (Rs. in lakhs)	0.575																				
20	IRG from externally funded R&D projects, consultancies in the year 2012-13 (Rs. in lakhs)	Nil																				
21	Total IRG in the year 2012-13 (Rs. in lakhs)	1.13																				
22	Total annual recurring expenditure of the institution in the year 2012-13 (Rs. in lakhs)	9.14																				

Name of the Institute: Government Polytechnic, Bankapur

Sl. No	Parameter	Value																				
1	Total strength of students in all programs and all years of study in the year 2012-13	368																				
2	Total women students in all programs and all years of study in the year 2012-13	41																				
3	Total SC students in all programs and all years of study in the year 2012-13	37																				
4	Total ST students in all programs and all years of study in the year 2012-13	15																				
5	Total OBC students in all programs and all years of study in the year 2012-13	300																				
6	Number of fully functional P-IV and above level computers available for students in the year 2012-13	49																				
7	Total number of text books and reference books available in library for Diploma,	2000																				
8	Teacher Student Ratio	1:27																				
9	% of Diploma students placed through campus interviews in the year 2012-13	15%																				
10	% of Post Diploma students placed through campus interviews in the year 2012-13	Nil																				
11	% of high quality Diploma students (>75% marks) passed out in the year 2012-13	Nil																				
12	% of high quality postgraduates (>75% marks) passed out in the year 2012-13	Nil																				
13	Number of research publications in Indian refereed journals in the year 2012-13	Nil																				
14	Number of research publications in International refereed journals in the year 2012-13	Nil																				
15	Number of patents obtained in the year 2012-13	Nil																				
16	Number of patents filed in the year 2012-13	Nil																				
17	Number of sponsored research projects completed in the year 2012-13	Nil																				
18	<p>The transition rate of students in percentage from 1st to 2nd year during 2012-13:</p> <table border="1" style="width: 100%; border-collapse: collapse;"> <thead> <tr> <th style="width: 30%;"></th> <th style="width: 20%;">Admitted to I Year</th> <th style="width: 20%;">Promoted to II Year</th> <th style="width: 30%;">Percentage</th> </tr> </thead> <tbody> <tr> <td>All Students</td> <td style="text-align: center;">212</td> <td style="text-align: center;">98</td> <td style="text-align: center;">47.00</td> </tr> <tr> <td>SC students</td> <td style="text-align: center;">32</td> <td style="text-align: center;">11</td> <td style="text-align: center;">35.00</td> </tr> <tr> <td>ST Students</td> <td style="text-align: center;">14</td> <td style="text-align: center;">0</td> <td style="text-align: center;">0</td> </tr> <tr> <td>OBC Students</td> <td style="text-align: center;">146</td> <td style="text-align: center;">87</td> <td style="text-align: center;">60.00</td> </tr> </tbody> </table>		Admitted to I Year	Promoted to II Year	Percentage	All Students	212	98	47.00	SC students	32	11	35.00	ST Students	14	0	0	OBC Students	146	87	60.00	
	Admitted to I Year	Promoted to II Year	Percentage																			
All Students	212	98	47.00																			
SC students	32	11	35.00																			
ST Students	14	0	0																			
OBC Students	146	87	60.00																			
19	IRG from students' fee and other charges in the year 2012-13 (Rs. in lakhs)	1.6																				
20	IRG from externally funded R&D projects, consultancies in the year 2012-13 (Rs. in lakhs)	2.19																				
21	Total IRG in the year 2012-13 (Rs. in lakhs)	3.79																				
22	Total annual recurring expenditure of the institution in the year 2012-13 (Rs. in lakhs)	89.00																				

Name of the Institute: Government Polytechnic, Bantwal

Sl. No	Parameter	Value																				
1	Total strength of students in all programs and all years of study in the year 2012-13	532																				
2	Total women students in all programs and all years of study in the year 2012-13	129																				
3	Total SC students in all programs and all years of study in the year 2012-13	46																				
4	Total ST students in all programs and all years of study in the year 2012-13	19																				
5	Total OBC students in all programs and all years of study in the year 2012-13	443																				
6	Number of fully functional P-IV and above level computers available for students in the year 2012-13	50																				
7	Total number of text books and reference books available in library for Diploma,	1809																				
8	Teacher Student Ratio	1:17																				
9	% of Diploma students placed through campus interviews in the year 2012-13	18.45																				
10	% of Post Diploma students placed through campus interviews in the year 2012-13	Nil																				
11	% of high quality Diploma students (>75% marks) passed out in the year 2012-13	21.2																				
12	% of high quality postgraduates (>75% marks) passed out in the year 2012-13	Nil																				
13	Number of research publications in Indian refereed journals in the year 2012-13	Nil																				
14	Number of research publications in International refereed journals in the year 2012-13	Nil																				
15	Number of patents obtained in the year 2012-13	Nil																				
16	Number of patents filed in the year 2012-13	Nil																				
17	Number of sponsored research projects completed in the year 2012-13	Nil																				
18	<p>The transition rate of students in percentage from 1st to 2nd year during 2012-13:</p> <table border="1" style="width: 100%; border-collapse: collapse;"> <thead> <tr> <th style="width: 30%;"></th> <th style="width: 20%;">Admitted to I Year</th> <th style="width: 20%;">Promoted to II Year</th> <th style="width: 30%;">Percentage</th> </tr> </thead> <tbody> <tr> <td>All Students</td> <td style="text-align: center;">225</td> <td style="text-align: center;">169</td> <td style="text-align: center;">75.10</td> </tr> <tr> <td>SC students</td> <td style="text-align: center;">31</td> <td style="text-align: center;">16</td> <td style="text-align: center;">51.60</td> </tr> <tr> <td>ST Students</td> <td style="text-align: center;">10</td> <td style="text-align: center;">7</td> <td style="text-align: center;">70.00</td> </tr> <tr> <td>OBC Students</td> <td style="text-align: center;">169</td> <td style="text-align: center;">140</td> <td style="text-align: center;">82.80</td> </tr> </tbody> </table>		Admitted to I Year	Promoted to II Year	Percentage	All Students	225	169	75.10	SC students	31	16	51.60	ST Students	10	7	70.00	OBC Students	169	140	82.80	
	Admitted to I Year	Promoted to II Year	Percentage																			
All Students	225	169	75.10																			
SC students	31	16	51.60																			
ST Students	10	7	70.00																			
OBC Students	169	140	82.80																			
19	IRG from students' fee and other charges in the year 2012-13 (Rs. in lakhs)	13.66																				
20	IRG from externally funded R&D projects, consultancies in the year 2012-13 (Rs. in lakhs)	48.99																				
21	Total IRG in the year 2012-13 (Rs. in lakhs)	62.66																				
22	Total annual recurring expenditure of the institution in the year 2012-13 (Rs. in lakhs)	33.64																				

Name of the Institute: Government Polytechnic, Belgaum

Sl. No	Parameter	Value																				
1	Total strength of students in all programs and all years of study in the year 2012-13	1053																				
2	Total women students in all programs and all years of study in the year 2012-13	443																				
3	Total SC students in all programs and all years of study in the year 2012-13	166																				
4	Total ST students in all programs and all years of study in the year 2012-13	85																				
5	Total OBC students in all programs and all years of study in the year 2012-13	769																				
6	Number of fully functional P-IV and above level computers available for students in the year 2012-13	148																				
7	Total number of text books and reference books available in library for Diploma,	14273																				
8	Teacher Student Ratio	1:20																				
9	% of Diploma students placed through campus interviews in the year 2012-13	18.6%																				
10	% of Post Diploma students placed through campus interviews in the year 2012-13	Nil																				
11	% of high quality Diploma students (>75% marks) passed out in the year 2012-13	18.20																				
12	% of high quality postgraduates (>75% marks) passed out in the year 2012-13	Nil																				
13	Number of research publications in Indian refereed journals in the year 2012-13	Nil																				
14	Number of research publications in International refereed journals in the year 2012-13	Nil																				
15	Number of patents obtained in the year 2012-13	Nil																				
16	Number of patents filed in the year 2012-13	Nil																				
17	Number of sponsored research projects completed in the year 2012-13	Nil																				
18	<p>The transition rate of students in percentage from 1st to 2nd year during 2012-13:</p> <table border="1" style="width: 100%; border-collapse: collapse;"> <thead> <tr> <th style="width: 30%;"></th> <th style="width: 20%;">Admitted to I Year</th> <th style="width: 20%;">Promoted to II Year</th> <th style="width: 30%;">Percentage</th> </tr> </thead> <tbody> <tr> <td>All Students</td> <td style="text-align: center;">1168</td> <td style="text-align: center;">700</td> <td style="text-align: center;">60.00</td> </tr> <tr> <td>SC students</td> <td style="text-align: center;">180</td> <td style="text-align: center;">72</td> <td style="text-align: center;">40.00</td> </tr> <tr> <td>ST Students</td> <td style="text-align: center;">35</td> <td style="text-align: center;">14</td> <td style="text-align: center;">40.00</td> </tr> <tr> <td>OBC Students</td> <td style="text-align: center;">818</td> <td style="text-align: center;">490</td> <td style="text-align: center;">60.00</td> </tr> </tbody> </table>		Admitted to I Year	Promoted to II Year	Percentage	All Students	1168	700	60.00	SC students	180	72	40.00	ST Students	35	14	40.00	OBC Students	818	490	60.00	
	Admitted to I Year	Promoted to II Year	Percentage																			
All Students	1168	700	60.00																			
SC students	180	72	40.00																			
ST Students	35	14	40.00																			
OBC Students	818	490	60.00																			
19	IRG from students' fee and other charges in the year 2012-13 (Rs. in lakhs)	18.90																				
20	IRG from externally funded R&D projects, consultancies in the year 2012-13 (Rs. in lakhs)	6.10																				
21	Total IRG in the year 2012-13 (Rs. in lakhs)	25.00																				
22	Total annual recurring expenditure of the institution in the year 2012-13 (Rs. in lakhs)	2290.3																				

Name of the Institute: Government Polytechnic, Bellary

Sl. No	Parameter	Value																				
1	Total strength of students in all programs and all years of study in the year 2012-13	1426																				
2	Total women students in all programs and all years of study in the year 2012-13	331																				
3	Total SC students in all programs and all years of study in the year 2012-13	193																				
4	Total ST students in all programs and all years of study in the year 2012-13	84																				
5	Total OBC students in all programs and all years of study in the year 2012-13	713																				
6	Number of fully functional P-IV and above level computers available for students in the year 2012-13	51																				
7	Total number of text books and reference books available in library for Diploma,	8975																				
8	Teacher Student Ratio	1:29																				
9	% of Diploma students placed through campus interviews in the year 2012-13	16%																				
10	% of Post Diploma students placed through campus interviews in the year 2012-13	Nil																				
11	% of high quality Diploma students (>75% marks) passed out in the year 2012-13	29																				
12	% of high quality postgraduates (>75% marks) passed out in the year 2012-13	Nil																				
13	Number of research publications in Indian refereed journals in the year 2012-13	Nil																				
14	Number of research publications in International refereed journals in the year 2012-13	Nil																				
15	Number of patents obtained in the year 2012-13	Nil																				
16	Number of patents filed in the year 2012-13	Nil																				
17	Number of sponsored research projects completed in the year 2012-13	Nil																				
18	<p>The transition rate of students in percentage from 1st to 2nd year during 2012-13:</p> <table border="1" style="width: 100%; border-collapse: collapse;"> <thead> <tr> <th></th> <th style="text-align: center;">Admitted to I Year</th> <th style="text-align: center;">Promoted to II Year</th> <th style="text-align: center;">Percentage</th> </tr> </thead> <tbody> <tr> <td style="text-align: center;">All Students</td> <td style="text-align: center;">419</td> <td style="text-align: center;">271</td> <td style="text-align: center;">65</td> </tr> <tr> <td style="text-align: center;">SC students</td> <td style="text-align: center;">100</td> <td style="text-align: center;">56</td> <td style="text-align: center;">56</td> </tr> <tr> <td style="text-align: center;">ST Students</td> <td style="text-align: center;">32</td> <td style="text-align: center;">24</td> <td style="text-align: center;">75</td> </tr> <tr> <td style="text-align: center;">OBC Students</td> <td style="text-align: center;">277</td> <td style="text-align: center;">190</td> <td style="text-align: center;">69</td> </tr> </tbody> </table>		Admitted to I Year	Promoted to II Year	Percentage	All Students	419	271	65	SC students	100	56	56	ST Students	32	24	75	OBC Students	277	190	69	
	Admitted to I Year	Promoted to II Year	Percentage																			
All Students	419	271	65																			
SC students	100	56	56																			
ST Students	32	24	75																			
OBC Students	277	190	69																			
19	IRG from students' fee and other charges in the year 2012-13 (Rs. in lakhs)	7.08																				
20	IRG from externally funded R&D projects, consultancies in the year 2012-13 (Rs. in lakhs)	1.25																				
21	Total IRG in the year 2012-13 (Rs. in lakhs)	7.08																				
22	Total annual recurring expenditure of the institution in the year 2012-13 (Rs. in lakhs)	379.70																				

Name of the Institute: Government Polytechnic, Bidar

Sl. No	Parameter	Value																				
1	Total strength of students in all programs and all years of study in the year 2012-13	801																				
2	Total women students in all programs and all years of study in the year 2012-13	204																				
3	Total SC students in all programs and all years of study in the year 2012-13	154																				
4	Total ST students in all programs and all years of study in the year 2012-13	101																				
5	Total OBC students in all programs and all years of study in the year 2012-13	342																				
6	Number of fully functional P-IV and above level computers available for students in the year 2012-13	150																				
7	Total number of text books and reference books available in library for Diploma,	19000																				
8	Teacher Student Ratio	1:14																				
9	% of Diploma students placed through campus interviews in the year 2012-13	14%																				
10	% of Post Diploma students placed through campus interviews in the year 2012-13	10%																				
11	% of high quality Diploma students (>75% marks) passed out in the year 2012-13	70%																				
12	% of high quality postgraduates (>75% marks) passed out in the year 2012-13	60%																				
13	Number of research publications in Indian refereed journals in the year 2012-13	Nil																				
14	Number of research publications in International refereed journals in the year 2012-13	Nil																				
15	Number of patents obtained in the year 2012-13	Nil																				
16	Number of patents filed in the year 2012-13	Nil																				
17	Number of sponsored research projects completed in the year 2012-13	Nil																				
18	<p>The transition rate of students in percentage from 1st to 2nd year during 2012-13:</p> <table border="1" style="width: 100%; border-collapse: collapse;"> <thead> <tr> <th></th> <th style="text-align: center;">Admitted to I Year</th> <th style="text-align: center;">Promoted to II Year</th> <th style="text-align: center;">Percentage</th> </tr> </thead> <tbody> <tr> <td style="text-align: center;">All Students</td> <td style="text-align: center;">430</td> <td style="text-align: center;">320</td> <td style="text-align: center;">74</td> </tr> <tr> <td style="text-align: center;">SC students</td> <td style="text-align: center;">80</td> <td style="text-align: center;">16</td> <td style="text-align: center;">20</td> </tr> <tr> <td style="text-align: center;">ST Students</td> <td style="text-align: center;">50</td> <td style="text-align: center;">35</td> <td style="text-align: center;">70</td> </tr> <tr> <td style="text-align: center;">OBC Students</td> <td style="text-align: center;">300</td> <td style="text-align: center;">269</td> <td style="text-align: center;">89</td> </tr> </tbody> </table>		Admitted to I Year	Promoted to II Year	Percentage	All Students	430	320	74	SC students	80	16	20	ST Students	50	35	70	OBC Students	300	269	89	
	Admitted to I Year	Promoted to II Year	Percentage																			
All Students	430	320	74																			
SC students	80	16	20																			
ST Students	50	35	70																			
OBC Students	300	269	89																			
19	IRG from students' fee and other charges in the year 2012-13 (Rs. in lakhs)	10.1																				
20	IRG from externally funded R&D projects, consultancies in the year 2012-13 (Rs. in lakhs)	--																				
21	Total IRG in the year 2012-13 (Rs. in lakhs)	2																				
22	Total annual recurring expenditure of the institution in the year 2012-13 (Rs. in lakhs)	25.00																				

Name of the Institute: Government Polytechnic, Bijapur

Sl. No	Parameter	Value																				
1	Total strength of students in all programs and all years of study in the year 2012-13	918																				
2	Total women students in all programs and all years of study in the year 2012-13	261																				
3	Total SC students in all programs and all years of study in the year 2012-13	145																				
4	Total ST students in all programs and all years of study in the year 2012-13	11																				
5	Total OBC students in all programs and all years of study in the year 2012-13	619																				
6	Number of fully functional P-IV and above level computers available for students in the year 2012-13	70																				
7	Total number of text books and reference books available in library for Diploma,	11695																				
8	Teacher Student Ratio	1:30																				
9	% of Diploma students placed through campus interviews in the year 2012-13	71%																				
10	% of Post Diploma students placed through campus interviews in the year 2012-13	65%																				
11	% of high quality Diploma students (>75% marks) passed out in the year 2012-13	30%																				
12	% of high quality postgraduates (>75% marks) passed out in the year 2012-13	Nil																				
13	Number of research publications in Indian refereed journals in the year 2012-13	Nil																				
14	Number of research publications in International refereed journals in the year 2012-13	Nil																				
15	Number of patents obtained in the year 2012-13	Nil																				
16	Number of patents filed in the year 2012-13	Nil																				
17	Number of sponsored research projects completed in the year 2012-13	Nil																				
18	The transition rate of students in percentage from 1 st to 2 nd year during 2012-13: <table border="1" style="width: 100%; border-collapse: collapse; margin-top: 5px;"> <thead> <tr> <th style="width: 30%;"></th> <th style="width: 20%;">Admitted to I Year</th> <th style="width: 20%;">Promoted to II Year</th> <th style="width: 30%;">Percentage</th> </tr> </thead> <tbody> <tr> <td>All Students</td> <td style="text-align: center;">-</td> <td style="text-align: center;">-</td> <td style="text-align: center;">64.61</td> </tr> <tr> <td>SC students</td> <td style="text-align: center;">-</td> <td style="text-align: center;">-</td> <td style="text-align: center;">60.00</td> </tr> <tr> <td>ST Students</td> <td style="text-align: center;">-</td> <td style="text-align: center;">-</td> <td style="text-align: center;">--</td> </tr> <tr> <td>OBC Students</td> <td style="text-align: center;">-</td> <td style="text-align: center;">-</td> <td style="text-align: center;">72.70</td> </tr> </tbody> </table>		Admitted to I Year	Promoted to II Year	Percentage	All Students	-	-	64.61	SC students	-	-	60.00	ST Students	-	-	--	OBC Students	-	-	72.70	
	Admitted to I Year	Promoted to II Year	Percentage																			
All Students	-	-	64.61																			
SC students	-	-	60.00																			
ST Students	-	-	--																			
OBC Students	-	-	72.70																			
19	IRG from students' fee and other charges in the year 2012-13 (Rs. in lakhs)	34.60																				
20	IRG from externally funded R&D projects, consultancies in the year 2012-13 (Rs. in lakhs)	2.58																				
21	Total IRG in the year 2012-13 (Rs. in lakhs)	37.14																				
22	Total annual recurring expenditure of the institution in the year 2012-13 (Rs. in lakhs)	260.36																				

**Name of the Institute: Government Polytechnic,
Chamrajnagar**

Sl. No	Parameter	Value																				
1	Total strength of students in all programs and all years of study in the year 2012-13	791																				
2	Total women students in all programs and all years of study in the year 2012-13	232																				
3	Total SC students in all programs and all years of study in the year 2012-13	209																				
4	Total ST students in all programs and all years of study in the year 2012-13	60																				
5	Total OBC students in all programs and all years of study in the year 2012-13	522																				
6	Number of fully functional P-IV and above level computers available for students in the year 2012-13	80																				
7	Total number of text books and reference books available in library for Diploma,	17660																				
8	Teacher Student Ratio	20.28																				
9	% of Diploma students placed through campus interviews in the year 2012-13	12																				
10	% of Post Diploma students placed through campus interviews in the year 2012-13	Nil																				
11	% of high quality Diploma students (>75% marks) passed out in the year 2012-13	29																				
12	% of high quality postgraduates (>75% marks) passed out in the year 2012-13	Nil																				
13	Number of research publications in Indian refereed journals in the year 2012-13	Nil																				
14	Number of research publications in International refereed journals in the year 2012-13	Nil																				
15	Number of patents obtained in the year 2012-13	Nil																				
16	Number of patents filed in the year 2012-13	Nil																				
17	Number of sponsored research projects completed in the year 2012-13	Nil																				
18	The transition rate of students in percentage from 1 st to 2 nd year during 2012-13: <table border="1" style="width: 100%; border-collapse: collapse;"> <thead> <tr> <th></th> <th style="text-align: center;">Admitted to I Year</th> <th style="text-align: center;">Promoted to II Year</th> <th style="text-align: center;">Percentage</th> </tr> </thead> <tbody> <tr> <td style="text-align: center;">All Students</td> <td style="text-align: center;">317</td> <td style="text-align: center;">223</td> <td style="text-align: center;">70.3</td> </tr> <tr> <td style="text-align: center;">SC students</td> <td style="text-align: center;">87</td> <td style="text-align: center;">58</td> <td style="text-align: center;">66.0</td> </tr> <tr> <td style="text-align: center;">ST Students</td> <td style="text-align: center;">21</td> <td style="text-align: center;">17</td> <td style="text-align: center;">80.9</td> </tr> <tr> <td style="text-align: center;">OBC Students</td> <td style="text-align: center;">198</td> <td style="text-align: center;">136</td> <td style="text-align: center;">68.6</td> </tr> </tbody> </table>		Admitted to I Year	Promoted to II Year	Percentage	All Students	317	223	70.3	SC students	87	58	66.0	ST Students	21	17	80.9	OBC Students	198	136	68.6	
	Admitted to I Year	Promoted to II Year	Percentage																			
All Students	317	223	70.3																			
SC students	87	58	66.0																			
ST Students	21	17	80.9																			
OBC Students	198	136	68.6																			
19	IRG from students' fee and other charges in the year 2012-13 (Rs. in lakhs)	12.5																				
20	IRG from externally funded R&D projects, consultancies in the year 2012-13 (Rs. in lakhs)	8.0																				
21	Total IRG in the year 2012-13 (Rs. in lakhs)	20.5																				
22	Total annual recurring expenditure of the institution in the year 2012-13 (Rs. in lakhs)	20.18																				

**Name of the Institute: Government Polytechnic,
Chennapatana**

Sl. No	Parameter	Value																				
1	Total strength of students in all programs and all years of study in the year 2012-13	938																				
2	Total women students in all programs and all years of study in the year 2012-13	338																				
3	Total SC students in all programs and all years of study in the year 2012-13	167																				
4	Total ST students in all programs and all years of study in the year 2012-13	12																				
5	Total OBC students in all programs and all years of study in the year 2012-13	775																				
6	Number of fully functional P-IV and above level computers available for students in the year 2012-13	98																				
7	Total number of text books and reference books available in library for Diploma,	16499																				
8	Teacher Student Ratio	1:17																				
9	% of Diploma students placed through campus interviews in the year 2012-13	13%																				
10	% of Post Diploma students placed through campus interviews in the year 2012-13	Nil																				
11	% of high quality Diploma students (>75% marks) passed out in the year 2012-13	25%																				
12	% of high quality postgraduates (>75% marks) passed out in the year 2012-13	Nil																				
13	Number of research publications in Indian refereed journals in the year 2012-13	Nil																				
14	Number of research publications in International refereed journals in the year 2012-13	Nil																				
15	Number of patents obtained in the year 2012-13	Nil																				
16	Number of patents filed in the year 2012-13	Nil																				
17	Number of sponsored research projects completed in the year 2012-13	Nil																				
18	The transition rate of students in percentage from 1 st to 2 nd year during 2012-13: <table border="1" style="width: 100%; border-collapse: collapse;"> <thead> <tr> <th></th> <th style="text-align: center;">Admitted to I Year</th> <th style="text-align: center;">Promoted to II Year</th> <th style="text-align: center;">Percentage</th> </tr> </thead> <tbody> <tr> <td style="text-align: center;">All Students</td> <td style="text-align: center;">347</td> <td style="text-align: center;">230</td> <td style="text-align: center;">66.28</td> </tr> <tr> <td style="text-align: center;">SC students</td> <td style="text-align: center;">57</td> <td style="text-align: center;">35</td> <td style="text-align: center;">61.40</td> </tr> <tr> <td style="text-align: center;">ST Students</td> <td style="text-align: center;">10</td> <td style="text-align: center;">5</td> <td style="text-align: center;">50.00</td> </tr> <tr> <td style="text-align: center;">OBC Students</td> <td style="text-align: center;">280</td> <td style="text-align: center;">190</td> <td style="text-align: center;">67.85</td> </tr> </tbody> </table>		Admitted to I Year	Promoted to II Year	Percentage	All Students	347	230	66.28	SC students	57	35	61.40	ST Students	10	5	50.00	OBC Students	280	190	67.85	
	Admitted to I Year	Promoted to II Year	Percentage																			
All Students	347	230	66.28																			
SC students	57	35	61.40																			
ST Students	10	5	50.00																			
OBC Students	280	190	67.85																			
19	IRG from students' fee and other charges in the year 2012-13 (Rs. in lakhs)	0.667																				
20	IRG from externally funded R&D projects, consultancies in the year 2012-13 (Rs. in lakhs)	0.21																				
21	Total IRG in the year 2012-13 (Rs. in lakhs)	0.887																				
22	Total annual recurring expenditure of the institution in the year 2012-13 (Rs. in lakhs)	2.784																				

**Name of the Institute: Government Polytechnic,
Chennasandra**

Sl. No	Parameter	Value																				
1	Total strength of students in all programs and all years of study in the year 2012-13	436																				
2	Total women students in all programs and all years of study in the year 2012-13	114																				
3	Total SC students in all programs and all years of study in the year 2012-13	24																				
4	Total ST students in all programs and all years of study in the year 2012-13	3																				
5	Total OBC students in all programs and all years of study in the year 2012-13	52																				
6	Number of fully functional P-IV and above level computers available for students in the year 2012-13	606																				
7	Total number of text books and reference books available in library for Diploma,	1:14																				
8	Teacher Student Ratio	2%																				
9	% of Diploma students placed through campus interviews in the year 2012-13	Nil																				
10	% of Post Diploma students placed through campus interviews in the year 2012-13	Nil																				
11	% of high quality Diploma students (>75% marks) passed out in the year 2012-13	10%																				
12	% of high quality postgraduates (>75% marks) passed out in the year 2012-13	Nil																				
13	Number of research publications in Indian refereed journals in the year 2012-13	Nil																				
14	Number of research publications in International refereed journals in the year 2012-13	Nil																				
15	Number of patents obtained in the year 2012-13	Nil																				
16	Number of patents filed in the year 2012-13	Nil																				
17	Number of sponsored research projects completed in the year 2012-13	Nil																				
18	The transition rate of students in percentage from 1 st to 2 nd year during 2012-13: <table border="1" style="width: 100%; border-collapse: collapse;"> <thead> <tr> <th></th> <th style="text-align: center;">Admitted to I Year</th> <th style="text-align: center;">Promoted to II Year</th> <th style="text-align: center;">Percentage</th> </tr> </thead> <tbody> <tr> <td style="text-align: center;">All Students</td> <td style="text-align: center;">234</td> <td style="text-align: center;">140</td> <td style="text-align: center;">60.00</td> </tr> <tr> <td style="text-align: center;">SC students</td> <td style="text-align: center;">58</td> <td style="text-align: center;">24</td> <td style="text-align: center;">41.50</td> </tr> <tr> <td style="text-align: center;">ST Students</td> <td style="text-align: center;">12</td> <td style="text-align: center;">3</td> <td style="text-align: center;">25.00</td> </tr> <tr> <td style="text-align: center;">OBC Students</td> <td style="text-align: center;">164</td> <td style="text-align: center;">114</td> <td style="text-align: center;">70.00</td> </tr> </tbody> </table>		Admitted to I Year	Promoted to II Year	Percentage	All Students	234	140	60.00	SC students	58	24	41.50	ST Students	12	3	25.00	OBC Students	164	114	70.00	
	Admitted to I Year	Promoted to II Year	Percentage																			
All Students	234	140	60.00																			
SC students	58	24	41.50																			
ST Students	12	3	25.00																			
OBC Students	164	114	70.00																			
19	IRG from students' fee and other charges in the year 2012-13 (Rs. in lakhs)	30.51																				
20	IRG from externally funded R&D projects, consultancies in the year 2012-13 (Rs. in lakhs)	Nil																				
21	Total IRG in the year 2012-13 (Rs. in lakhs)	30.51																				
22	Total annual recurring expenditure of the institution in the year 2012-13 (Rs. in lakhs)	189.00																				

Name of the Institute: Government Polytechnic, Chintamani

Sl. No	Parameter	Value																				
1	Total strength of students in all programs and all years of study in the year 2012-13	963																				
2	Total women students in all programs and all years of study in the year 2012-13	367																				
3	Total SC students in all programs and all years of study in the year 2012-13	189																				
4	Total ST students in all programs and all years of study in the year 2012-13	52																				
5	Total OBC students in all programs and all years of study in the year 2012-13	666																				
6	Number of fully functional P-IV and above level computers available for students in the year 2012-13	85																				
7	Total number of text books and reference books available in library for Diploma,	13000																				
8	Teacher Student Ratio	1:17																				
9	% of Diploma students placed through campus interviews in the year 2012-13	25																				
10	% of Post Diploma students placed through campus interviews in the year 2012-13	Nil																				
11	% of high quality Diploma students (>75% marks) passed out in the year 2012-13	36																				
12	% of high quality postgraduates (>75% marks) passed out in the year 2012-13	Nil																				
13	Number of research publications in Indian refereed journals in the year 2012-13	Nil																				
14	Number of research publications in International refereed journals in the year 2012-13	Nil																				
15	Number of patents obtained in the year 2012-13	Nil																				
16	Number of patents filed in the year 2012-13	Nil																				
17	Number of sponsored research projects completed in the year 2012-13	Nil																				
18	The transition rate of students in percentage from 1 st to 2 nd year during 2012-13: <table border="1" style="width: 100%; margin-top: 5px;"> <thead> <tr> <th></th> <th style="text-align: center;">Admitted to I Year</th> <th style="text-align: center;">Promoted to II Year</th> <th style="text-align: center;">Percentage</th> </tr> </thead> <tbody> <tr> <td>All Students</td> <td style="text-align: center;">368</td> <td style="text-align: center;">275</td> <td style="text-align: center;">74.73</td> </tr> <tr> <td>SC students</td> <td style="text-align: center;">75</td> <td style="text-align: center;">51</td> <td style="text-align: center;">68.00</td> </tr> <tr> <td>ST Students</td> <td style="text-align: center;">28</td> <td style="text-align: center;">17</td> <td style="text-align: center;">61.00</td> </tr> <tr> <td>OBC Students</td> <td style="text-align: center;">202</td> <td style="text-align: center;">249</td> <td style="text-align: center;">81.12</td> </tr> </tbody> </table>		Admitted to I Year	Promoted to II Year	Percentage	All Students	368	275	74.73	SC students	75	51	68.00	ST Students	28	17	61.00	OBC Students	202	249	81.12	
	Admitted to I Year	Promoted to II Year	Percentage																			
All Students	368	275	74.73																			
SC students	75	51	68.00																			
ST Students	28	17	61.00																			
OBC Students	202	249	81.12																			
19	IRG from students' fee and other charges in the year 2012-13 (Rs. in lakhs)	30.02																				
20	IRG from externally funded R&D projects, consultancies in the year 2012-13 (Rs. in lakhs)	0.50																				
21	Total IRG in the year 2012-13 (Rs. in lakhs)	30.52																				
22	Total annual recurring expenditure of the institution in the year 2012-13 (Rs. in lakhs)	6.87																				

Name of the Institute: Government Polytechnic, Chitradurga

Sl. No	Parameter	Value																				
1	Total strength of students in all programs and all years of study in the year 2012-13	528																				
2	Total women students in all programs and all years of study in the year 2012-13	207																				
3	Total SC students in all programs and all years of study in the year 2012-13	96																				
4	Total ST students in all programs and all years of study in the year 2012-13	60																				
5	Total OBC students in all programs and all years of study in the year 2012-13	343																				
6	Number of fully functional P-IV and above level computers available for students in the year 2012-13	25																				
7	Total number of text books and reference books available in library for Diploma,	2746																				
8	Teacher Student Ratio	1:16																				
9	% of Diploma students placed through campus interviews in the year 2012-13	4																				
10	% of Post Diploma students placed through campus interviews in the year 2012-13	Nil																				
11	% of high quality Diploma students (>75% marks) passed out in the year 2012-13	15																				
12	% of high quality postgraduates (>75% marks) passed out in the year 2012-13	Nil																				
13	Number of research publications in Indian refereed journals in the year 2012-13	Nil																				
14	Number of research publications in International refereed journals in the year 2012-13	Nil																				
15	Number of patents obtained in the year 2012-13	Nil																				
16	Number of patents filed in the year 2012-13	Nil																				
17	Number of sponsored research projects completed in the year 2012-13	Nil																				
18	<p>The transition rate of students in percentage from 1st to 2nd year during 2012-13:</p> <table border="1" style="width: 100%; border-collapse: collapse;"> <thead> <tr> <th></th> <th style="text-align: center;">Admitted to I Year</th> <th style="text-align: center;">Promoted to II Year</th> <th style="text-align: center;">Percentage</th> </tr> </thead> <tbody> <tr> <td>All Students</td> <td style="text-align: center;">246</td> <td style="text-align: center;">122</td> <td style="text-align: center;">49.59</td> </tr> <tr> <td>SC students</td> <td style="text-align: center;">55</td> <td style="text-align: center;">21</td> <td style="text-align: center;">38.18</td> </tr> <tr> <td>ST Students</td> <td style="text-align: center;">24</td> <td style="text-align: center;">11</td> <td style="text-align: center;">45.83</td> </tr> <tr> <td>OBC Students</td> <td style="text-align: center;">167</td> <td style="text-align: center;">90</td> <td style="text-align: center;">53.89</td> </tr> </tbody> </table>		Admitted to I Year	Promoted to II Year	Percentage	All Students	246	122	49.59	SC students	55	21	38.18	ST Students	24	11	45.83	OBC Students	167	90	53.89	
	Admitted to I Year	Promoted to II Year	Percentage																			
All Students	246	122	49.59																			
SC students	55	21	38.18																			
ST Students	24	11	45.83																			
OBC Students	167	90	53.89																			
19	IRG from students' fee and other charges in the year 2012-13 (Rs. in lakhs)	5.31																				
20	IRG from externally funded R&D projects, consultancies in the year 2012-13 (Rs. in lakhs)	0.26																				
21	Total IRG in the year 2012-13 (Rs. in lakhs)	5.57																				
22	Total annual recurring expenditure of the institution in the year 2012-13 (Rs. in lakhs)	2.63																				

Name of the Institute: Government Polytechnic, Mysore

Sl. No	Parameter	Value																				
1	Total strength of students in all programs and all years of study in the year 2012-13	1450																				
2	Total women students in all programs and all years of study in the year 2012-13	554																				
3	Total SC students in all programs and all years of study in the year 2012-13	232																				
4	Total ST students in all programs and all years of study in the year 2012-13	72																				
5	Total OBC students in all programs and all years of study in the year 2012-13	430																				
6	Number of fully functional P-IV and above level computers available for students in the year 2012-13	198																				
7	Total number of text books and reference books available in library for Diploma,	24000																				
8	Teacher Student Ratio	1:22																				
9	% of Diploma students placed through campus interviews in the year 2012-13	25%																				
10	% of Post Diploma students placed through campus interviews in the year 2012-13	NA																				
11	% of high quality Diploma students (>75% marks) passed out in the year 2012-13	35%																				
12	% of high quality postgraduates (>75% marks) passed out in the year 2012-13	Nil																				
13	Number of research publications in Indian refereed journals in the year 2012-13	Nil																				
14	Number of research publications in International refereed journals in the year 2012-13	Nil																				
15	Number of patents obtained in the year 2012-13	Nil																				
16	Number of patents filed in the year 2012-13	Nil																				
17	Number of sponsored research projects completed in the year 2012-13	Nil																				
18	The transition rate of students in percentage from 1 st to 2 nd year during 2012-13: <table border="1" style="width: 100%; border-collapse: collapse;"> <thead> <tr> <th></th> <th style="text-align: center;">Admitted to I Year</th> <th style="text-align: center;">Promoted to II Year</th> <th style="text-align: center;">Percentage</th> </tr> </thead> <tbody> <tr> <td style="text-align: center;">All Students</td> <td style="text-align: center;">529</td> <td style="text-align: center;">452</td> <td style="text-align: center;">85.44</td> </tr> <tr> <td style="text-align: center;">SC students</td> <td style="text-align: center;">120</td> <td style="text-align: center;">97</td> <td style="text-align: center;">80.83</td> </tr> <tr> <td style="text-align: center;">ST Students</td> <td style="text-align: center;">39</td> <td style="text-align: center;">28</td> <td style="text-align: center;">71.79</td> </tr> <tr> <td style="text-align: center;">OBC Students</td> <td style="text-align: center;">374</td> <td style="text-align: center;">267</td> <td style="text-align: center;">71.39</td> </tr> </tbody> </table>		Admitted to I Year	Promoted to II Year	Percentage	All Students	529	452	85.44	SC students	120	97	80.83	ST Students	39	28	71.79	OBC Students	374	267	71.39	
	Admitted to I Year	Promoted to II Year	Percentage																			
All Students	529	452	85.44																			
SC students	120	97	80.83																			
ST Students	39	28	71.79																			
OBC Students	374	267	71.39																			
19	IRG from students' fee and other charges in the year 2012-13 (Rs. in lakhs)	6.54																				
20	IRG from externally funded R&D projects, consultancies in the year 2012-13 (Rs. in lakhs)	13.86																				
21	Total IRG in the year 2012-13 (Rs. in lakhs)	20.40																				
22	Total annual recurring expenditure of the institution in the year 2012-13 (Rs. in lakhs)	636.56																				

Name of the Institute: Government Polytechnic, Devadurga

Sl. No	Parameter	Value																				
1	Total strength of students in all programs and all years of study in the year 2012-13	311																				
2	Total women students in all programs and all years of study in the year 2012-13	22																				
3	Total SC students in all programs and all years of study in the year 2012-13	50																				
4	Total ST students in all programs and all years of study in the year 2012-13	21																				
5	Total OBC students in all programs and all years of study in the year 2012-13	194																				
6	Number of fully functional P-IV and above level computers available for students in the year 2012-13	40																				
7	Total number of text books and reference books available in library for Diploma,	Nil																				
8	Teacher Student Ratio	1:12																				
9	% of Diploma students placed through campus interviews in the year 2012-13	Nil																				
10	% of Post Diploma students placed through campus interviews in the year 2012-13	NA																				
11	% of high quality Diploma students (>75% marks) passed out in the year 2012-13	22%																				
12	% of high quality postgraduates (>75% marks) passed out in the year 2012-13	Nil																				
13	Number of research publications in Indian refereed journals in the year 2012-13	Nil																				
14	Number of research publications in International refereed journals in the year 2012-13	Nil																				
15	Number of patents obtained in the year 2012-13	Nil																				
16	Number of patents filed in the year 2012-13	Nil																				
17	Number of sponsored research projects completed in the year 2012-13	Nil																				
18	<p>The transition rate of students in percentage from 1st to 2nd year during 2012-13:</p> <table border="1" style="width: 100%; border-collapse: collapse;"> <thead> <tr> <th style="width: 30%;"></th> <th style="width: 20%;">Admitted to I Year</th> <th style="width: 20%;">Promoted to II Year</th> <th style="width: 30%;">Percentage</th> </tr> </thead> <tbody> <tr> <td>All Students</td> <td style="text-align: center;">160</td> <td style="text-align: center;">72</td> <td style="text-align: center;">45</td> </tr> <tr> <td>SC students</td> <td style="text-align: center;">35</td> <td style="text-align: center;">11</td> <td style="text-align: center;">32</td> </tr> <tr> <td>ST Students</td> <td style="text-align: center;">15</td> <td style="text-align: center;">6</td> <td style="text-align: center;">4</td> </tr> <tr> <td>OBC Students</td> <td style="text-align: center;">103</td> <td style="text-align: center;">54</td> <td style="text-align: center;">53</td> </tr> </tbody> </table>		Admitted to I Year	Promoted to II Year	Percentage	All Students	160	72	45	SC students	35	11	32	ST Students	15	6	4	OBC Students	103	54	53	
	Admitted to I Year	Promoted to II Year	Percentage																			
All Students	160	72	45																			
SC students	35	11	32																			
ST Students	15	6	4																			
OBC Students	103	54	53																			
19	IRG from students' fee and other charges in the year 2012-13 (Rs. in lakhs)	1.93																				
20	IRG from externally funded R&D projects, consultancies in the year 2012-13 (Rs. in lakhs)	Nil																				
21	Total IRG in the year 2012-13 (Rs. in lakhs)	1.93																				
22	Total annual recurring expenditure of the institution in the year 2012-13 (Rs. in lakhs)	85.59																				

Name of the Institute: Government Polytechnic, Gadag

Sl. No	Parameter	Value																				
1	Total strength of students in all programs and all years of study in the year 2012-13	440																				
2	Total women students in all programs and all years of study in the year 2012-13	81																				
3	Total SC students in all programs and all years of study in the year 2012-13	56																				
4	Total ST students in all programs and all years of study in the year 2012-13	23																				
5	Total OBC students in all programs and all years of study in the year 2012-13	234																				
6	Number of fully functional P-IV and above level computers available for students in the year 2012-13	45																				
7	Total number of text books and reference books available in library for Diploma,	739																				
8	Teacher Student Ratio	1:25																				
9	% of Diploma students placed through campus interviews in the year 2012-13	2%																				
10	% of Post Diploma students placed through campus interviews in the year 2012-13	-																				
11	% of high quality Diploma students (>75% marks) passed out in the year 2012-13	30%																				
12	% of high quality postgraduates (>75% marks) passed out in the year 2012-13	Nil																				
13	Number of research publications in Indian refereed journals in the year 2012-13	Nil																				
14	Number of research publications in International refereed journals in the year 2012-13	1																				
15	Number of patents obtained in the year 2012-13	Nil																				
16	Number of patents filed in the year 2012-13	Nil																				
17	Number of sponsored research projects completed in the year 2012-13	Nil																				
18	The transition rate of students in percentage from 1 st to 2 nd year during 2012-13: <table border="1" style="width: 100%; margin-top: 5px;"> <thead> <tr> <th></th> <th style="text-align: center;">Admitted to I Year</th> <th style="text-align: center;">Promoted to II Year</th> <th style="text-align: center;">Percentage</th> </tr> </thead> <tbody> <tr> <td>All Students</td> <td style="text-align: center;">218</td> <td style="text-align: center;">111</td> <td style="text-align: center;">50.9</td> </tr> <tr> <td>SC students</td> <td style="text-align: center;">29</td> <td style="text-align: center;">12</td> <td style="text-align: center;">41</td> </tr> <tr> <td>ST Students</td> <td style="text-align: center;">12</td> <td style="text-align: center;">7</td> <td style="text-align: center;">58</td> </tr> <tr> <td>OBC Students</td> <td style="text-align: center;">112</td> <td style="text-align: center;">6</td> <td style="text-align: center;">53.5</td> </tr> </tbody> </table>		Admitted to I Year	Promoted to II Year	Percentage	All Students	218	111	50.9	SC students	29	12	41	ST Students	12	7	58	OBC Students	112	6	53.5	
	Admitted to I Year	Promoted to II Year	Percentage																			
All Students	218	111	50.9																			
SC students	29	12	41																			
ST Students	12	7	58																			
OBC Students	112	6	53.5																			
19	IRG from students' fee and other charges in the year 2012-13 (Rs. in lakhs)	2.5																				
20	IRG from externally funded R&D projects, consultancies in the year 2012-13 (Rs. in lakhs)	--																				
21	Total IRG in the year 2012-13 (Rs. in lakhs)	3.2																				
22	Total annual recurring expenditure of the institution in the year 2012-13 (Rs. in lakhs)	84.6																				

Name of the Institute: Government Polytechnic, Gajendragad

Sl. No	Parameter	Value																				
1	Total strength of students in all programs and all years of study in the year 2012-13	453																				
2	Total women students in all programs and all years of study in the year 2012-13	159																				
3	Total SC students in all programs and all years of study in the year 2012-13	68																				
4	Total ST students in all programs and all years of study in the year 2012-13	34																				
5	Total OBC students in all programs and all years of study in the year 2012-13	351																				
6	Number of fully functional P-IV and above level computers available for students in the year 2012-13	50																				
7	Total number of text books and reference books available in library for Diploma,	2400																				
8	Teacher Student Ratio	1:23																				
9	% of Diploma students placed through campus interviews in the year 2012-13	40																				
10	% of Post Diploma students placed through campus interviews in the year 2012-13	50																				
11	% of high quality Diploma students (>75% marks) passed out in the year 2012-13	15																				
12	% of high quality postgraduates (>75% marks) passed out in the year 2012-13	Nil																				
13	Number of research publications in Indian refereed journals in the year 2012-13	Nil																				
14	Number of research publications in International refereed journals in the year 2012-13	Nil																				
15	Number of patents obtained in the year 2012-13	Nil																				
16	Number of patents filed in the year 2012-13	Nil																				
17	Number of sponsored research projects completed in the year 2012-13	Nil																				
18	<p>The transition rate of students in percentage from 1st to 2nd year during 2012-13:</p> <table border="1" style="width: 100%; border-collapse: collapse;"> <thead> <tr> <th></th> <th style="text-align: center;">Admitted to I Year</th> <th style="text-align: center;">Promoted to II Year</th> <th style="text-align: center;">Percentage</th> </tr> </thead> <tbody> <tr> <td style="text-align: center;">All Students</td> <td style="text-align: center;">226</td> <td style="text-align: center;">143</td> <td style="text-align: center;">63</td> </tr> <tr> <td style="text-align: center;">SC students</td> <td style="text-align: center;">26</td> <td style="text-align: center;">15</td> <td style="text-align: center;">58</td> </tr> <tr> <td style="text-align: center;">ST Students</td> <td style="text-align: center;">12</td> <td style="text-align: center;">6</td> <td style="text-align: center;">50</td> </tr> <tr> <td style="text-align: center;">OBC Students</td> <td style="text-align: center;">188</td> <td style="text-align: center;">115</td> <td style="text-align: center;">61</td> </tr> </tbody> </table>		Admitted to I Year	Promoted to II Year	Percentage	All Students	226	143	63	SC students	26	15	58	ST Students	12	6	50	OBC Students	188	115	61	
	Admitted to I Year	Promoted to II Year	Percentage																			
All Students	226	143	63																			
SC students	26	15	58																			
ST Students	12	6	50																			
OBC Students	188	115	61																			
19	IRG from students' fee and other charges in the year 2012-13 (Rs. in lakhs)	4.587																				
20	IRG from externally funded R&D projects, consultancies in the year 2012-13 (Rs. in lakhs)	-																				
21	Total IRG in the year 2012-13 (Rs. in lakhs)	6.28																				
22	Total annual recurring expenditure of the institution in the year 2012-13 (Rs. in lakhs)	85.00																				

Name of the Institute: Government Polytechnic, Gulbarga

I. No	Parameter	Value																				
1	Total strength of students in all programs and all years of study in the year 2012-13	912																				
2	Total women students in all programs and all years of study in the year 2012-13	255																				
3	Total SC students in all programs and all years of study in the year 2012-13	169																				
4	Total ST students in all programs and all years of study in the year 2012-13	35																				
5	Total OBC students in all programs and all years of study in the year 2012-13	673																				
6	Number of fully functional P-IV and above level computers available for students in the year 2012-13	45																				
7	Total number of text books and reference books available in library for Diploma,	13000																				
8	Teacher Student Ratio	1:20																				
9	% of Diploma students placed through campus interviews in the year 2012-13	6%																				
10	% of Post Diploma students placed through campus interviews in the year 2012-13	4%																				
11	% of high quality Diploma students (>75% marks) passed out in the year 2012-13	28%																				
12	% of high quality postgraduates (>75% marks) passed out in the year 2012-13	Nil																				
13	Number of research publications in Indian refereed journals in the year 2012-13	Nil																				
14	Number of research publications in International refereed journals in the year 2012-13	Nil																				
15	Number of patents obtained in the year 2012-13	Nil																				
16	Number of patents filed in the year 2012-13	Nil																				
17	Number of sponsored research projects completed in the year 2012-13	Nil																				
18	<p>The transition rate of students in percentage from 1st to 2nd year during 2012-13:</p> <table border="1" style="width: 100%; border-collapse: collapse;"> <thead> <tr> <th></th> <th style="text-align: center;">Admitted to I Year</th> <th style="text-align: center;">Promoted to II Year</th> <th style="text-align: center;">Percentage</th> </tr> </thead> <tbody> <tr> <td style="text-align: center;">All Students</td> <td style="text-align: center;">362</td> <td style="text-align: center;">270</td> <td style="text-align: center;">74</td> </tr> <tr> <td style="text-align: center;">SC students</td> <td style="text-align: center;">60</td> <td style="text-align: center;">36</td> <td style="text-align: center;">60</td> </tr> <tr> <td style="text-align: center;">ST Students</td> <td style="text-align: center;">20</td> <td style="text-align: center;">12</td> <td style="text-align: center;">60</td> </tr> <tr> <td style="text-align: center;">OBC Students</td> <td style="text-align: center;">70</td> <td style="text-align: center;">45</td> <td style="text-align: center;">64</td> </tr> </tbody> </table>		Admitted to I Year	Promoted to II Year	Percentage	All Students	362	270	74	SC students	60	36	60	ST Students	20	12	60	OBC Students	70	45	64	
	Admitted to I Year	Promoted to II Year	Percentage																			
All Students	362	270	74																			
SC students	60	36	60																			
ST Students	20	12	60																			
OBC Students	70	45	64																			
19	IRG from students' fee and other charges in the year 2012-13 (Rs. in lakhs)	4.5																				
20	IRG from externally funded R&D projects, consultancies in the year 2012-13 (Rs. in lakhs)	-																				
21	Total IRG in the year 2012-13 (Rs. in lakhs)	2																				
22	Total annual recurring expenditure of the institution in the year 2012-13 (Rs. in lakhs)	294.84																				

Name of the Institute: Government Polytechnic, Harapanhalli

Sl. No	Parameter	Value																				
1	Total strength of students in all programs and all years of study in the year 2012-13	512																				
2	Total women students in all programs and all years of study in the year 2012-13	140																				
3	Total SC students in all programs and all years of study in the year 2012-13	101																				
4	Total ST students in all programs and all years of study in the year 2012-13	35																				
5	Total OBC students in all programs and all years of study in the year 2012-13	306																				
6	Number of fully functional P-IV and above level computers available for students in the year 2012-13	49																				
7	Total number of text books and reference books available in library for Diploma,	1979																				
8	Teacher Student Ratio	1:23																				
9	% of Diploma students placed through campus interviews in the year 2012-13	18																				
10	% of Post Diploma students placed through campus interviews in the year 2012-13	10																				
11	% of high quality Diploma students (>75% marks) passed out in the year 2012-13	39																				
12	% of high quality postgraduates (>75% marks) passed out in the year 2012-13	NA																				
13	Number of research publications in Indian refereed journals in the year 2012-13	Nil																				
14	Number of research publications in International refereed journals in the year 2012-13	Nil																				
15	Number of patents obtained in the year 2012-13	Nil																				
16	Number of patents filed in the year 2012-13	Nil																				
17	Number of sponsored research projects completed in the year 2012-13	Nil																				
18	The transition rate of students in percentage from 1 st to 2 nd year during 2012-13: <table border="1" style="width: 100%; margin-top: 5px;"> <thead> <tr> <th></th> <th style="text-align: center;">Admitted to I Year</th> <th style="text-align: center;">Promoted to II Year</th> <th style="text-align: center;">Percentage</th> </tr> </thead> <tbody> <tr> <td>All Students</td> <td style="text-align: center;">234</td> <td style="text-align: center;">162</td> <td style="text-align: center;">69</td> </tr> <tr> <td>SC students</td> <td style="text-align: center;">50</td> <td style="text-align: center;">28</td> <td style="text-align: center;">56</td> </tr> <tr> <td>ST Students</td> <td style="text-align: center;">23</td> <td style="text-align: center;">14</td> <td style="text-align: center;">60</td> </tr> <tr> <td>OBC Students</td> <td style="text-align: center;">153</td> <td style="text-align: center;">96</td> <td style="text-align: center;">62</td> </tr> </tbody> </table>		Admitted to I Year	Promoted to II Year	Percentage	All Students	234	162	69	SC students	50	28	56	ST Students	23	14	60	OBC Students	153	96	62	
	Admitted to I Year	Promoted to II Year	Percentage																			
All Students	234	162	69																			
SC students	50	28	56																			
ST Students	23	14	60																			
OBC Students	153	96	62																			
19	IRG from students' fee and other charges in the year 2012-13 (Rs. in lakhs)	2.27																				
20	IRG from externally funded R&D projects, consultancies in the year 2012-13 (Rs. in lakhs)	-																				
21	Total IRG in the year 2012-13 (Rs. in lakhs)	2.27																				
22	Total annual recurring expenditure of the institution in the year 2012-13 (Rs. in lakhs)	5.00																				

Name of the Institute: Government Polytechnic, Harihara

Sl. No	Parameter	Value																				
1	Total strength of students in all programs and all years of study in the year 2012-13	597																				
2	Total women students in all programs and all years of study in the year 2012-13	239																				
3	Total SC students in all programs and all years of study in the year 2012-13	56																				
4	Total ST students in all programs and all years of study in the year 2012-13	29																				
5	Total OBC students in all programs and all years of study in the year 2012-13	453																				
6	Number of fully functional P-IV and above level computers available for students in the year 2012-13	41																				
7	Total number of text books and reference books available in library for Diploma,	1350																				
8	Teacher Student Ratio	1:20																				
9	% of Diploma students placed through campus interviews in the year 2012-13	14																				
10	% of Post Diploma students placed through campus interviews in the year 2012-13	12																				
11	% of high quality Diploma students (>75% marks) passed out in the year 2012-13	80																				
12	% of high quality postgraduates (>75% marks) passed out in the year 2012-13	Nil																				
13	Number of research publications in Indian refereed journals in the year 2012-13	Nil																				
14	Number of research publications in International refereed journals in the year 2012-13	Nil																				
15	Number of patents obtained in the year 2012-13	Nil																				
16	Number of patents filed in the year 2012-13	Nil																				
17	Number of sponsored research projects completed in the year 2012-13	Nil																				
18	The transition rate of students in percentage from 1 st to 2 nd year during 2012-13: <table border="1" style="width: 100%; margin-top: 5px;"> <thead> <tr> <th></th> <th style="text-align: center;">Admitted to I Year</th> <th style="text-align: center;">Promoted to II Year</th> <th style="text-align: center;">Percentage</th> </tr> </thead> <tbody> <tr> <td>All Students</td> <td style="text-align: center;">597</td> <td style="text-align: center;">167</td> <td style="text-align: center;">28</td> </tr> <tr> <td>SC students</td> <td style="text-align: center;">56</td> <td style="text-align: center;">25</td> <td style="text-align: center;">45</td> </tr> <tr> <td>ST Students</td> <td style="text-align: center;">29</td> <td style="text-align: center;">7</td> <td style="text-align: center;">24</td> </tr> <tr> <td>OBC Students</td> <td style="text-align: center;">453</td> <td style="text-align: center;">112</td> <td style="text-align: center;">24</td> </tr> </tbody> </table>		Admitted to I Year	Promoted to II Year	Percentage	All Students	597	167	28	SC students	56	25	45	ST Students	29	7	24	OBC Students	453	112	24	
	Admitted to I Year	Promoted to II Year	Percentage																			
All Students	597	167	28																			
SC students	56	25	45																			
ST Students	29	7	24																			
OBC Students	453	112	24																			
19	IRG from students' fee and other charges in the year 2012-13 (Rs. in lakhs)	7.73																				
20	IRG from externally funded R&D projects, consultancies in the year 2012-13 (Rs. in lakhs)	-																				
21	Total IRG in the year 2012-13 (Rs. in lakhs)	6.79																				
22	Total annual recurring expenditure of the institution in the year 2012-13 (Rs. in lakhs)	167.8																				

**Name of the Institute: Government Polytechnic,
Holenarasipura**

Sl. No	Parameter	Value																				
1	Total strength of students in all programs and all years of study in the year 2012-13	592																				
2	Total women students in all programs and all years of study in the year 2012-13	247																				
3	Total SC students in all programs and all years of study in the year 2012-13	81																				
4	Total ST students in all programs and all years of study in the year 2012-13	12																				
5	Total OBC students in all programs and all years of study in the year 2012-13	499																				
6	Number of fully functional P-IV and above level computers available for students in the year 2012-13	47																				
7	Total number of text books and reference books available in library for Diploma,	1655																				
8	Teacher Student Ratio	1:19																				
9	% of Diploma students placed through campus interviews in the year 2012-13	2																				
10	% of Post Diploma students placed through campus interviews in the year 2012-13	NA																				
11	% of high quality Diploma students (>75% marks) passed out in the year 2012-13	13.34																				
12	% of high quality postgraduates (>75% marks) passed out in the year 2012-13	Nil																				
13	Number of research publications in Indian refereed journals in the year 2012-13	Nil																				
14	Number of research publications in International refereed journals in the year 2012-13	Nil																				
15	Number of patents obtained in the year 2012-13	Nil																				
16	Number of patents filed in the year 2012-13	Nil																				
17	Number of sponsored research projects completed in the year 2012-13	Nil																				
18	The transition rate of students in percentage from 1 st to 2 nd year during 2012-13: <table border="1" style="width: 100%; border-collapse: collapse;"> <thead> <tr> <th></th> <th style="text-align: center;">Admitted to I Year</th> <th style="text-align: center;">Promoted to II Year</th> <th style="text-align: center;">Percentage</th> </tr> </thead> <tbody> <tr> <td style="text-align: center;">All Students</td> <td style="text-align: center;">260</td> <td style="text-align: center;">180</td> <td style="text-align: center;">69.23</td> </tr> <tr> <td style="text-align: center;">SC students</td> <td style="text-align: center;">47</td> <td style="text-align: center;">24</td> <td style="text-align: center;">51.06</td> </tr> <tr> <td style="text-align: center;">ST Students</td> <td style="text-align: center;">68</td> <td style="text-align: center;">3</td> <td style="text-align: center;">37.50</td> </tr> <tr> <td style="text-align: center;">OBC Students</td> <td style="text-align: center;">205</td> <td style="text-align: center;">153</td> <td style="text-align: center;">74.63</td> </tr> </tbody> </table>		Admitted to I Year	Promoted to II Year	Percentage	All Students	260	180	69.23	SC students	47	24	51.06	ST Students	68	3	37.50	OBC Students	205	153	74.63	
	Admitted to I Year	Promoted to II Year	Percentage																			
All Students	260	180	69.23																			
SC students	47	24	51.06																			
ST Students	68	3	37.50																			
OBC Students	205	153	74.63																			
19	IRG from students' fee and other charges in the year 2012-13 (Rs. in lakhs)	11.30																				
20	IRG from externally funded R&D projects, consultancies in the year 2012-13 (Rs. in lakhs)	-																				
21	Total IRG in the year 2012-13 (Rs. in lakhs)	11.30																				
22	Total annual recurring expenditure of the institution in the year 2012-13 (Rs. in lakhs)	3.28																				

Name of the Institute: Government Polytechnic, Hubli

Sl. No	Parameter	Value																
1	Total strength of students in all programs and all years of study in the year 2012-13	599																
2	Total women students in all programs and all years of study in the year 2012-13	231																
3	Total SC students in all programs and all years of study in the year 2012-13	73																
4	Total ST students in all programs and all years of study in the year 2012-13	26																
5	Total OBC students in all programs and all years of study in the year 2012-13	500																
6	Number of fully functional P-IV and above level computers available for students in the year 2012-13	66																
7	Total number of text books and reference books available in library for Diploma,	997																
8	Teacher Student Ratio	1:19																
9	% of Diploma students placed through campus interviews in the year 2012-13	4.2%																
10	% of Post Diploma students placed through campus interviews in the year 2012-13	11.3%																
11	% of high quality Diploma students (>75% marks) passed out in the year 2012-13	24%																
12	% of high quality postgraduates (>75% marks) passed out in the year 2012-13	Nil																
13	Number of research publications in Indian refereed journals in the year 2012-13	Nil																
14	Number of research publications in International refereed journals in the year 2012-13	Nil																
15	Number of patents obtained in the year 2012-13	Nil																
16	Number of patents filed in the year 2012-13	Nil																
17	Number of sponsored research projects completed in the year 2012-13	Nil																
18	<p>The transition rate of students in percentage from 1st to 2nd year during 2012-13:</p> <table border="1" style="width: 100%; border-collapse: collapse;"> <thead> <tr> <th style="width: 30%;"></th> <th style="width: 20%;">Admitted to I Year</th> <th style="width: 20%;">Promoted to II Year</th> <th style="width: 30%;">Percentage</th> </tr> </thead> <tbody> <tr> <td>All Students</td> <td style="text-align: center;">-</td> <td style="text-align: center;">-</td> <td style="text-align: center;">64</td> </tr> <tr> <td>SC &ST students</td> <td style="text-align: center;">-</td> <td style="text-align: center;">-</td> <td style="text-align: center;">15</td> </tr> <tr> <td>OBC Students</td> <td style="text-align: center;">-</td> <td style="text-align: center;">-</td> <td style="text-align: center;">46</td> </tr> </tbody> </table>		Admitted to I Year	Promoted to II Year	Percentage	All Students	-	-	64	SC &ST students	-	-	15	OBC Students	-	-	46	
	Admitted to I Year	Promoted to II Year	Percentage															
All Students	-	-	64															
SC &ST students	-	-	15															
OBC Students	-	-	46															
19	IRG from students' fee and other charges in the year 2012-13 (Rs. in lakhs)	17.82																
20	IRG from externally funded R&D projects, consultancies in the year 2012-13 (Rs. in lakhs)	-																
21	Total IRG in the year 2012-13 (Rs. in lakhs)	17.82																
22	Total annual recurring expenditure of the institution in the year 2012-13 (Rs. in lakhs)	185.30																

Name of the Institute: Government Polytechnic, Immadihalli

Sl. No	Parameter	Value																				
1	Total strength of students in all programs and all years of study in the year 2012-13	425																				
2	Total women students in all programs and all years of study in the year 2012-13	118																				
3	Total SC students in all programs and all years of study in the year 2012-13	83																				
4	Total ST students in all programs and all years of study in the year 2012-13	23																				
5	Total OBC students in all programs and all years of study in the year 2012-13	269																				
6	Number of fully functional P-IV and above level computers available for students in the year 2012-13	35																				
7	Total number of text books and reference books available in library for Diploma,	583																				
8	Teacher Student Ratio	1:13																				
9	% of Diploma students placed through campus interviews in the year 2012-13	Nil																				
10	% of Post Diploma students placed through campus interviews in the year 2012-13	Nil																				
11	% of high quality Diploma students (>75% marks) passed out in the year 2012-13	44																				
12	% of high quality postgraduates (>75% marks) passed out in the year 2012-13	Nil																				
13	Number of research publications in Indian refereed journals in the year 2012-13	Nil																				
14	Number of research publications in International refereed journals in the year 2012-13	Nil																				
15	Number of patents obtained in the year 2012-13	Nil																				
16	Number of patents filed in the year 2012-13	Nil																				
17	Number of sponsored research projects completed in the year 2012-13	Nil																				
18	<p>The transition rate of students in percentage from 1st to 2nd year during 2012-13:</p> <table border="1" style="width: 100%; border-collapse: collapse;"> <thead> <tr> <th></th> <th style="text-align: center;">Admitted to I Year</th> <th style="text-align: center;">Promoted to II Year</th> <th style="text-align: center;">Percentage</th> </tr> </thead> <tbody> <tr> <td style="text-align: center;">All Students</td> <td style="text-align: center;">185</td> <td style="text-align: center;">129</td> <td style="text-align: center;">69.7</td> </tr> <tr> <td style="text-align: center;">SC students</td> <td style="text-align: center;">51</td> <td style="text-align: center;">26</td> <td style="text-align: center;">50.9</td> </tr> <tr> <td style="text-align: center;">ST Students</td> <td style="text-align: center;">13</td> <td style="text-align: center;">9</td> <td style="text-align: center;">69.2</td> </tr> <tr> <td style="text-align: center;">OBC Students</td> <td style="text-align: center;">104</td> <td style="text-align: center;">79</td> <td style="text-align: center;">75.0</td> </tr> </tbody> </table>		Admitted to I Year	Promoted to II Year	Percentage	All Students	185	129	69.7	SC students	51	26	50.9	ST Students	13	9	69.2	OBC Students	104	79	75.0	
	Admitted to I Year	Promoted to II Year	Percentage																			
All Students	185	129	69.7																			
SC students	51	26	50.9																			
ST Students	13	9	69.2																			
OBC Students	104	79	75.0																			
19	IRG from students' fee and other charges in the year 2012-13 (Rs. in lakhs)	0.79																				
20	IRG from externally funded R&D projects, consultancies in the year 2012-13 (Rs. in lakhs)	-																				
21	Total IRG in the year 2012-13 (Rs. in lakhs)	0.114																				
22	Total annual recurring expenditure of the institution in the year 2012-13 (Rs. in lakhs)	0.25																				

Name of the Institute: Government Polytechnic, Joida

Sl. No	Parameter	Value																				
1	Total strength of students in all programs and all years of study in the year 2012-13	364																				
2	Total women students in all programs and all years of study in the year 2012-13	30																				
3	Total SC students in all programs and all years of study in the year 2012-13	30																				
4	Total ST students in all programs and all years of study in the year 2012-13	7																				
5	Total OBC students in all programs and all years of study in the year 2012-13	296																				
6	Number of fully functional P-IV and above level computers available for students in the year 2012-13	50																				
7	Total number of text books and reference books available in library for Diploma,	1213																				
8	Teacher Student Ratio	1:15																				
9	% of Diploma students placed through campus interviews in the year 2012-13	5																				
10	% of Post Diploma students placed through campus interviews in the year 2012-13	2																				
11	% of high quality Diploma students (>75% marks) passed out in the year 2012-13	28																				
12	% of high quality postgraduates (>75% marks) passed out in the year 2012-13	Nil																				
13	Number of research publications in Indian refereed journals in the year 2012-13	Nil																				
14	Number of research publications in International refereed journals in the year 2012-13	1																				
15	Number of patents obtained in the year 2012-13	Nil																				
16	Number of patents filed in the year 2012-13	Nil																				
17	Number of sponsored research projects completed in the year 2012-13	Nil																				
18	<p>The transition rate of students in percentage from 1st to 2nd year during 2012-13:</p> <table border="1" style="width: 100%; border-collapse: collapse;"> <thead> <tr> <th></th> <th style="text-align: center;">Admitted to I Year</th> <th style="text-align: center;">Promoted to II Year</th> <th style="text-align: center;">Percentage</th> </tr> </thead> <tbody> <tr> <td>All Students</td> <td style="text-align: center;">-</td> <td style="text-align: center;">-</td> <td style="text-align: center;">51</td> </tr> <tr> <td>SC students</td> <td style="text-align: center;">-</td> <td style="text-align: center;">-</td> <td style="text-align: center;">35</td> </tr> <tr> <td>ST Students</td> <td style="text-align: center;">-</td> <td style="text-align: center;">-</td> <td style="text-align: center;">33</td> </tr> <tr> <td>OBC Students</td> <td style="text-align: center;">-</td> <td style="text-align: center;">-</td> <td style="text-align: center;">59</td> </tr> </tbody> </table>		Admitted to I Year	Promoted to II Year	Percentage	All Students	-	-	51	SC students	-	-	35	ST Students	-	-	33	OBC Students	-	-	59	
	Admitted to I Year	Promoted to II Year	Percentage																			
All Students	-	-	51																			
SC students	-	-	35																			
ST Students	-	-	33																			
OBC Students	-	-	59																			
19	IRG from students' fee and other charges in the year 2012-13 (Rs. in lakhs)	6.922																				
20	IRG from externally funded R&D projects, consultancies in the year 2012-13 (Rs. in lakhs)	-																				
21	Total IRG in the year 2012-13 (Rs. in lakhs)	13.25																				
22	Total annual recurring expenditure of the institution in the year 2012-13 (Rs. in lakhs)	0.915																				

Name of the Institute: Government Polytechnic, Kalagi

Sl. No	Parameter	Value																
1	Total strength of students in all programs and all years of study in the year 2012-13	413																
2	Total women students in all programs and all years of study in the year 2012-13	23																
3	Total SC students in all programs and all years of study in the year 2012-13	84																
4	Total ST students in all programs and all years of study in the year 2012-13	2																
5	Total OBC students in all programs and all years of study in the year 2012-13	304																
6	Number of fully functional P-IV and above level computers available for students in the year 2012-13	49																
7	Total number of text books and reference books available in library for Diploma,	79																
8	Teacher Student Ratio	1:19																
9	% of Diploma students placed through campus interviews in the year 2012-13	10																
10	% of Post Diploma students placed through campus interviews in the year 2012-13	10																
11	% of high quality Diploma students (>75% marks) passed out in the year 2012-13	10																
12	% of high quality postgraduates (>75% marks) passed out in the year 2012-13	NA																
13	Number of research publications in Indian refereed journals in the year 2012-13	Nil																
14	Number of research publications in International refereed journals in the year 2012-13	Nil																
15	Number of patents obtained in the year 2012-13	Nil																
16	Number of patents filed in the year 2012-13	Nil																
17	Number of sponsored research projects completed in the year 2012-13	Nil																
18	<p>The transition rate of students in percentage from 1st to 2nd year during 2012-13:</p> <table border="1" style="width: 100%; border-collapse: collapse;"> <thead> <tr> <th></th> <th style="text-align: center;">Admitted to I Year</th> <th style="text-align: center;">Promoted to II Year</th> <th style="text-align: center;">Percentage</th> </tr> </thead> <tbody> <tr> <td style="text-align: center;">All Students</td> <td style="text-align: center;">-</td> <td style="text-align: center;">-</td> <td style="text-align: center;">90.54</td> </tr> <tr> <td style="text-align: center;">SC & ST students</td> <td style="text-align: center;">-</td> <td style="text-align: center;">-</td> <td style="text-align: center;">84.74</td> </tr> <tr> <td style="text-align: center;">OBC Students</td> <td style="text-align: center;">-</td> <td style="text-align: center;">-</td> <td style="text-align: center;">92.63</td> </tr> </tbody> </table>		Admitted to I Year	Promoted to II Year	Percentage	All Students	-	-	90.54	SC & ST students	-	-	84.74	OBC Students	-	-	92.63	
	Admitted to I Year	Promoted to II Year	Percentage															
All Students	-	-	90.54															
SC & ST students	-	-	84.74															
OBC Students	-	-	92.63															
19	IRG from students' fee and other charges in the year 2012-13 (Rs. in lakhs)	4.5																
20	IRG from externally funded R&D projects, consultancies in the year 2012-13 (Rs. in lakhs)	-																
21	Total IRG in the year 2012-13 (Rs. in lakhs)	4.5																
22	Total annual recurring expenditure of the institution in the year 2012-13 (Rs. in lakhs)	1.5																

Name of the Institute: Government Polytechnic, Kampli

Sl. No	Parameter	Value																				
1	Total strength of students in all programs and all years of study in the year 2012-13	427																				
2	Total women students in all programs and all years of study in the year 2012-13	58																				
3	Total SC students in all programs and all years of study in the year 2012-13	76																				
4	Total ST students in all programs and all years of study in the year 2012-13	32																				
5	Total OBC students in all programs and all years of study in the year 2012-13	224																				
6	Number of fully functional P-IV and above level computers available for students in the year 2012-13	40																				
7	Total number of text books and reference books available in library for Diploma,	400																				
8	Teacher Student Ratio	1:19																				
9	% of Diploma students placed through campus interviews in the year 2012-13	20																				
10	% of Post Diploma students placed through campus interviews in the year 2012-13	Nil																				
11	% of high quality Diploma students (>75% marks) passed out in the year 2012-13	45																				
12	% of high quality postgraduates (>75% marks) passed out in the year 2012-13	Nil																				
13	Number of research publications in Indian refereed journals in the year 2012-13	Nil																				
14	Number of research publications in International refereed journals in the year 2012-13	Nil																				
15	Number of patents obtained in the year 2012-13	Nil																				
16	Number of patents filed in the year 2012-13	Nil																				
17	Number of sponsored research projects completed in the year 2012-13	Nil																				
18	<p>The transition rate of students in percentage from 1st to 2nd year during 2012-13:</p> <table border="1" style="width: 100%; border-collapse: collapse;"> <thead> <tr> <th></th> <th style="text-align: center;">Admitted to I Year</th> <th style="text-align: center;">Promoted to II Year</th> <th style="text-align: center;">Percentage</th> </tr> </thead> <tbody> <tr> <td>All Students</td> <td style="text-align: center;">215</td> <td style="text-align: center;">128</td> <td style="text-align: center;">60</td> </tr> <tr> <td>SC students</td> <td style="text-align: center;">47</td> <td style="text-align: center;">22</td> <td style="text-align: center;">47</td> </tr> <tr> <td>ST Students</td> <td style="text-align: center;">48</td> <td style="text-align: center;">20</td> <td style="text-align: center;">42</td> </tr> <tr> <td>OBC Students</td> <td style="text-align: center;">55</td> <td style="text-align: center;">35</td> <td style="text-align: center;">64</td> </tr> </tbody> </table>		Admitted to I Year	Promoted to II Year	Percentage	All Students	215	128	60	SC students	47	22	47	ST Students	48	20	42	OBC Students	55	35	64	
	Admitted to I Year	Promoted to II Year	Percentage																			
All Students	215	128	60																			
SC students	47	22	47																			
ST Students	48	20	42																			
OBC Students	55	35	64																			
19	IRG from students' fee and other charges in the year 2012-13 (Rs. in lakhs)	-																				
20	IRG from externally funded R&D projects, consultancies in the year 2012-13 (Rs. in lakhs)	-																				
21	Total IRG in the year 2012-13 (Rs. in lakhs)	-																				
22	Total annual recurring expenditure of the institution in the year 2012-13 (Rs. in lakhs)	180.00																				

Name of the Institute: Government Polytechnic, Karatagi

Sl. No	Parameter	Value																				
1	Total strength of students in all programs and all years of study in the year 2012-13	340																				
2	Total women students in all programs and all years of study in the year 2012-13	15																				
3	Total SC students in all programs and all years of study in the year 2012-13	47																				
4	Total ST students in all programs and all years of study in the year 2012-13	24																				
5	Total OBC students in all programs and all years of study in the year 2012-13	269																				
6	Number of fully functional P-IV and above level computers available for students in the year 2012-13	57																				
7	Total number of text books and reference books available in library for Diploma,	1161																				
8	Teacher Student Ratio	1:17																				
9	% of Diploma students placed through campus interviews in the year 2012-13	6																				
10	% of Post Diploma students placed through campus interviews in the year 2012-13	-																				
11	% of high quality Diploma students (>75% marks) passed out in the year 2012-13	10																				
12	% of high quality postgraduates (>75% marks) passed out in the year 2012-13	Nil																				
13	Number of research publications in Indian refereed journals in the year 2012-13	Nil																				
14	Number of research publications in International refereed journals in the year 2012-13	Nil																				
15	Number of patents obtained in the year 2012-13	Nil																				
16	Number of patents filed in the year 2012-13	Nil																				
17	Number of sponsored research projects completed in the year 2012-13	Nil																				
18	<p>The transition rate of students in percentage from 1st to 2nd year during 2012-13:</p> <table border="1" style="width: 100%; border-collapse: collapse;"> <thead> <tr> <th></th> <th style="text-align: center;">Admitted to I Year</th> <th style="text-align: center;">Promoted to II Year</th> <th style="text-align: center;">Percentage</th> </tr> </thead> <tbody> <tr> <td style="text-align: center;">All Students</td> <td style="text-align: center;">206</td> <td style="text-align: center;">61</td> <td style="text-align: center;">30</td> </tr> <tr> <td style="text-align: center;">SC students</td> <td style="text-align: center;">35</td> <td style="text-align: center;">8</td> <td style="text-align: center;">23</td> </tr> <tr> <td style="text-align: center;">ST Students</td> <td style="text-align: center;">18</td> <td style="text-align: center;">5</td> <td style="text-align: center;">28</td> </tr> <tr> <td style="text-align: center;">OBC Students</td> <td style="text-align: center;">153</td> <td style="text-align: center;">50</td> <td style="text-align: center;">33</td> </tr> </tbody> </table>		Admitted to I Year	Promoted to II Year	Percentage	All Students	206	61	30	SC students	35	8	23	ST Students	18	5	28	OBC Students	153	50	33	
	Admitted to I Year	Promoted to II Year	Percentage																			
All Students	206	61	30																			
SC students	35	8	23																			
ST Students	18	5	28																			
OBC Students	153	50	33																			
19	IRG from students' fee and other charges in the year 2012-13 (Rs. in lakhs)	2.93																				
20	IRG from externally funded R&D projects, consultancies in the year 2012-13 (Rs. in lakhs)	-																				
21	Total IRG in the year 2012-13 (Rs. in lakhs)	2.93																				
22	Total annual recurring expenditure of the institution in the year 2012-13 (Rs. in lakhs)	84.61																				

Name of the Institute: Government Polytechnic, Karwar

Sl. No	Parameter	Value																				
1	Total strength of students in all programs and all years of study in the year 2012-13	771																				
2	Total women students in all programs and all years of study in the year 2012-13	222																				
3	Total SC students in all programs and all years of study in the year 2012-13	55																				
4	Total ST students in all programs and all years of study in the year 2012-13	16																				
5	Total OBC students in all programs and all years of study in the year 2012-13	334																				
6	Number of fully functional P-IV and above level computers available for students in the year 2012-13	77																				
7	Total number of text books and reference books available in library for Diploma,	-																				
8	Teacher Student Ratio	1:25																				
9	% of Diploma students placed through campus interviews in the year 2012-13	13.33																				
10	% of Post Diploma students placed through campus interviews in the year 2012-13	-																				
11	% of high quality Diploma students (>75% marks) passed out in the year 2012-13	22.92																				
12	% of high quality postgraduates (>75% marks) passed out in the year 2012-13	-																				
13	Number of research publications in Indian refereed journals in the year 2012-13	2																				
14	Number of research publications in International refereed journals in the year 2012-13	1																				
15	Number of patents obtained in the year 2012-13	Nil																				
16	Number of patents filed in the year 2012-13	Nil																				
17	Number of sponsored research projects completed in the year 2012-13	Nil																				
18	The transition rate of students in percentage from 1 st to 2 nd year during 2012-13: <table border="1" style="width: 100%; border-collapse: collapse; margin-top: 5px;"> <thead> <tr> <th style="width: 30%;"></th> <th style="width: 20%;">Admitted to I Year</th> <th style="width: 20%;">Promoted to II Year</th> <th style="width: 30%;">Percentage</th> </tr> </thead> <tbody> <tr> <td>All Students</td> <td style="text-align: center;">318</td> <td style="text-align: center;">190</td> <td style="text-align: center;">60</td> </tr> <tr> <td>SC students</td> <td style="text-align: center;">38</td> <td style="text-align: center;">15</td> <td style="text-align: center;">40</td> </tr> <tr> <td>ST Students</td> <td style="text-align: center;">10</td> <td style="text-align: center;">4</td> <td style="text-align: center;">40</td> </tr> <tr> <td>OBC Students</td> <td style="text-align: center;">256</td> <td style="text-align: center;">154</td> <td style="text-align: center;">60</td> </tr> </tbody> </table>		Admitted to I Year	Promoted to II Year	Percentage	All Students	318	190	60	SC students	38	15	40	ST Students	10	4	40	OBC Students	256	154	60	
	Admitted to I Year	Promoted to II Year	Percentage																			
All Students	318	190	60																			
SC students	38	15	40																			
ST Students	10	4	40																			
OBC Students	256	154	60																			
19	IRG from students' fee and other charges in the year 2012-13 (Rs. in lakhs)	26.47																				
20	IRG from externally funded R&D projects, consultancies in the year 2012-13 (Rs. in lakhs)	8.13																				
21	Total IRG in the year 2012-13 (Rs. in lakhs)	34.61																				
22	Total annual recurring expenditure of the institution in the year 2012-13 (Rs. in lakhs)	246.33																				

Name of the Institute: Government Polytechnic, K.G.F.

Sl. No	Parameter	Value																				
1	Total strength of students in all programs and all years of study in the year 2012-13	528																				
2	Total women students in all programs and all years of study in the year 2012-13	173																				
3	Total SC students in all programs and all years of study in the year 2012-13	175																				
4	Total ST students in all programs and all years of study in the year 2012-13	17																				
5	Total OBC students in all programs and all years of study in the year 2012-13	336																				
6	Number of fully functional P-IV and above level computers available for students in the year 2012-13	49																				
7	Total number of text books and reference books available in library for Diploma,	621																				
8	Teacher Student Ratio	1:191																				
9	% of Diploma students placed through campus interviews in the year 2012-13	-																				
10	% of Post Diploma students placed through campus interviews in the year 2012-13	15																				
11	% of high quality Diploma students (>75% marks) passed out in the year 2012-13	-																				
12	% of high quality postgraduates (>75% marks) passed out in the year 2012-13	Nil																				
13	Number of research publications in Indian refereed journals in the year 2012-13	Nil																				
14	Number of research publications in International refereed journals in the year 2012-13	Nil																				
15	Number of patents obtained in the year 2012-13	Nil																				
16	Number of patents filed in the year 2012-13	Nil																				
17	Number of sponsored research projects completed in the year 2012-13	Nil																				
18	<p>The transition rate of students in percentage from 1st to 2nd year during 2012-13:</p> <table border="1" style="width: 100%; border-collapse: collapse;"> <thead> <tr> <th></th> <th style="text-align: center;">Admitted to I Year</th> <th style="text-align: center;">Promoted to II Year</th> <th style="text-align: center;">Percentage</th> </tr> </thead> <tbody> <tr> <td>All Students</td> <td style="text-align: center;">244</td> <td style="text-align: center;">128</td> <td style="text-align: center;">52.5</td> </tr> <tr> <td>SC students</td> <td style="text-align: center;">78</td> <td style="text-align: center;">39</td> <td style="text-align: center;">50.0</td> </tr> <tr> <td>ST Students</td> <td style="text-align: center;">8</td> <td style="text-align: center;">2</td> <td style="text-align: center;">25.0</td> </tr> <tr> <td>OBC Students</td> <td style="text-align: center;">145</td> <td style="text-align: center;">76</td> <td style="text-align: center;">52.4</td> </tr> </tbody> </table>		Admitted to I Year	Promoted to II Year	Percentage	All Students	244	128	52.5	SC students	78	39	50.0	ST Students	8	2	25.0	OBC Students	145	76	52.4	
	Admitted to I Year	Promoted to II Year	Percentage																			
All Students	244	128	52.5																			
SC students	78	39	50.0																			
ST Students	8	2	25.0																			
OBC Students	145	76	52.4																			
19	IRG from students' fee and other charges in the year 2012-13 (Rs. in lakhs)	12.93																				
20	IRG from externally funded R&D projects, consultancies in the year 2012-13 (Rs. in lakhs)	--																				
21	Total IRG in the year 2012-13 (Rs. in lakhs)	12.93																				
22	Total annual recurring expenditure of the institution in the year 2012-13 (Rs. in lakhs)	15.0																				

Name of the Institute: Government Polytechnic, Koppal

Sl. No	Parameter	Value																				
1	Total strength of students in all programs and all years of study in the year 2012-13	461																				
2	Total women students in all programs and all years of study in the year 2012-13	123																				
3	Total SC students in all programs and all years of study in the year 2012-13	54																				
4	Total ST students in all programs and all years of study in the year 2012-13	28																				
5	Total OBC students in all programs and all years of study in the year 2012-13	377																				
6	Number of fully functional P-IV and above level computers available for students in the year 2012-13	61																				
7	Total number of text books and reference books available in library for Diploma,	6800																				
8	Teacher Student Ratio	1:23																				
9	% of Diploma students placed through campus interviews in the year 2012-13	20																				
10	% of Post Diploma students placed through campus interviews in the year 2012-13	20																				
11	% of high quality Diploma students (>75% marks) passed out in the year 2012-13	20																				
12	% of high quality postgraduates (>75% marks) passed out in the year 2012-13	21																				
13	Number of research publications in Indian refereed journals in the year 2012-13	Nil																				
14	Number of research publications in International refereed journals in the year 2012-13	Nil																				
15	Number of patents obtained in the year 2012-13	Nil																				
16	Number of patents filed in the year 2012-13	Nil																				
17	Number of sponsored research projects completed in the year 2012-13	Nil																				
18	The transition rate of students in percentage from 1 st to 2 nd year during 2012-13: <table border="1" style="width: 100%; margin-top: 5px;"> <thead> <tr> <th></th> <th style="text-align: center;">Admitted to I Year</th> <th style="text-align: center;">Promoted to II Year</th> <th style="text-align: center;">Percentage</th> </tr> </thead> <tbody> <tr> <td>All Students</td> <td style="text-align: center;">186</td> <td style="text-align: center;">103</td> <td style="text-align: center;">55</td> </tr> <tr> <td>SC students</td> <td style="text-align: center;">30</td> <td style="text-align: center;">12</td> <td style="text-align: center;">40</td> </tr> <tr> <td>ST Students</td> <td style="text-align: center;">10</td> <td style="text-align: center;">4</td> <td style="text-align: center;">40</td> </tr> <tr> <td>OBC Students</td> <td style="text-align: center;">135</td> <td style="text-align: center;">84</td> <td style="text-align: center;">62</td> </tr> </tbody> </table>		Admitted to I Year	Promoted to II Year	Percentage	All Students	186	103	55	SC students	30	12	40	ST Students	10	4	40	OBC Students	135	84	62	
	Admitted to I Year	Promoted to II Year	Percentage																			
All Students	186	103	55																			
SC students	30	12	40																			
ST Students	10	4	40																			
OBC Students	135	84	62																			
19	IRG from students' fee and other charges in the year 2012-13 (Rs. in lakhs)	12.13																				
20	IRG from externally funded R&D projects, consultancies in the year 2012-13 (Rs. in lakhs)	-																				
21	Total IRG in the year 2012-13 (Rs. in lakhs)	21.79																				
22	Total annual recurring expenditure of the institution in the year 2012-13 (Rs. in lakhs)	124.23																				

**Name of the Institute: Government Polytechnic,
Krishnarajpet**

Sl. No	Parameter	Value																				
1	Total strength of students in all programs and all years of study in the year 2012-13	763																				
2	Total women students in all programs and all years of study in the year 2012-13	313																				
3	Total SC students in all programs and all years of study in the year 2012-13	105																				
4	Total ST students in all programs and all years of study in the year 2012-13	21																				
5	Total OBC students in all programs and all years of study in the year 2012-13	610																				
6	Number of fully functional P-IV and above level computers available for students in the year 2012-13	53																				
7	Total number of text books and reference books available in library for Diploma,	17328																				
8	Teacher Student Ratio	1:18																				
9	% of Diploma students placed through campus interviews in the year 2012-13	3																				
10	% of Post Diploma students placed through campus interviews in the year 2012-13	-																				
11	% of high quality Diploma students (>75% marks) passed out in the year 2012-13	79																				
12	% of high quality postgraduates (>75% marks) passed out in the year 2012-13	Nil																				
13	Number of research publications in Indian refereed journals in the year 2012-13	Nil																				
14	Number of research publications in International refereed journals in the year 2012-13	Nil																				
15	Number of patents obtained in the year 2012-13	Nil																				
16	Number of patents filed in the year 2012-13	Nil																				
17	Number of sponsored research projects completed in the year 2012-13	Nil																				
18	The transition rate of students in percentage from 1 st to 2 nd year during 2012-13: <table border="1" style="width: 100%; border-collapse: collapse;"> <thead> <tr> <th></th> <th style="text-align: center;">Admitted to I Year</th> <th style="text-align: center;">Promoted to II Year</th> <th style="text-align: center;">Percentage</th> </tr> </thead> <tbody> <tr> <td style="text-align: center;">All Students</td> <td style="text-align: center;">323</td> <td style="text-align: center;">197</td> <td style="text-align: center;">61</td> </tr> <tr> <td style="text-align: center;">SC students</td> <td style="text-align: center;">55</td> <td style="text-align: center;">22</td> <td style="text-align: center;">40</td> </tr> <tr> <td style="text-align: center;">ST Students</td> <td style="text-align: center;">11</td> <td style="text-align: center;">4</td> <td style="text-align: center;">36</td> </tr> <tr> <td style="text-align: center;">OBC Students</td> <td style="text-align: center;">242</td> <td style="text-align: center;">171</td> <td style="text-align: center;">71</td> </tr> </tbody> </table>		Admitted to I Year	Promoted to II Year	Percentage	All Students	323	197	61	SC students	55	22	40	ST Students	11	4	36	OBC Students	242	171	71	
	Admitted to I Year	Promoted to II Year	Percentage																			
All Students	323	197	61																			
SC students	55	22	40																			
ST Students	11	4	36																			
OBC Students	242	171	71																			
19	IRG from students' fee and other charges in the year 2012-13 (Rs. in lakhs)	8.84																				
20	IRG from externally funded R&D projects, consultancies in the year 2012-13 (Rs. in lakhs)	0.5																				
21	Total IRG in the year 2012-13 (Rs. in lakhs)	1.036																				
22	Total annual recurring expenditure of the institution in the year 2012-13 (Rs. in lakhs)	18.07																				

Name of the Institute: Government Polytechnic, Kudalgi

Sl. No	Parameter	Value																				
1	Total strength of students in all programs and all years of study in the year 2012-13	487																				
2	Total women students in all programs and all years of study in the year 2012-13	89																				
3	Total SC students in all programs and all years of study in the year 2012-13	82																				
4	Total ST students in all programs and all years of study in the year 2012-13	70																				
5	Total OBC students in all programs and all years of study in the year 2012-13	326																				
6	Number of fully functional P-IV and above level computers available for students in the year 2012-13	49																				
7	Total number of text books and reference books available in library for Diploma,	1461																				
8	Teacher Student Ratio	1:16																				
9	% of Diploma students placed through campus interviews in the year 2012-13	25																				
10	% of Post Diploma students placed through campus interviews in the year 2012-13	In progress																				
11	% of high quality Diploma students (>75% marks) passed out in the year 2012-13	66																				
12	% of high quality postgraduates (>75% marks) passed out in the year 2012-13	Nil																				
13	Number of research publications in Indian refereed journals in the year 2012-13	1																				
14	Number of research publications in International refereed journals in the year 2012-13	Nil																				
15	Number of patents obtained in the year 2012-13	Nil																				
16	Number of patents filed in the year 2012-13	Nil																				
17	Number of sponsored research projects completed in the year 2012-13	Nil																				
18	The transition rate of students in percentage from 1 st to 2 nd year during 2012-13: <table border="1" style="width: 100%; border-collapse: collapse; margin-top: 5px;"> <thead> <tr> <th style="width: 30%;"></th> <th style="width: 20%;">Admitted to I Year</th> <th style="width: 20%;">Promoted to II Year</th> <th style="width: 30%;">Percentage</th> </tr> </thead> <tbody> <tr> <td>All Students</td> <td style="text-align: center;">224</td> <td style="text-align: center;">112</td> <td style="text-align: center;">50</td> </tr> <tr> <td>SC students</td> <td style="text-align: center;">45</td> <td style="text-align: center;">20</td> <td style="text-align: center;">44</td> </tr> <tr> <td>ST Students</td> <td style="text-align: center;">37</td> <td style="text-align: center;">16</td> <td style="text-align: center;">43</td> </tr> <tr> <td>OBC Students</td> <td style="text-align: center;">124</td> <td style="text-align: center;">76</td> <td style="text-align: center;">61</td> </tr> </tbody> </table>		Admitted to I Year	Promoted to II Year	Percentage	All Students	224	112	50	SC students	45	20	44	ST Students	37	16	43	OBC Students	124	76	61	
	Admitted to I Year	Promoted to II Year	Percentage																			
All Students	224	112	50																			
SC students	45	20	44																			
ST Students	37	16	43																			
OBC Students	124	76	61																			
19	IRG from students' fee and other charges in the year 2012-13 (Rs. in lakhs)	7.6																				
20	IRG from externally funded R&D projects, consultancies in the year 2012-13 (Rs. in lakhs)	-																				
21	Total IRG in the year 2012-13 (Rs. in lakhs)	7.6																				
22	Total annual recurring expenditure of the institution in the year 2012-13 (Rs. in lakhs)	9.52																				

Name of the Institute: Government Polytechnic, Kushalnagar

Sl. No	Parameter	Value																				
1	Total strength of students in all programs and all years of study in the year 2012-13	838																				
2	Total women students in all programs and all years of study in the year 2012-13	229																				
3	Total SC students in all programs and all years of study in the year 2012-13	128																				
4	Total ST students in all programs and all years of study in the year 2012-13	31																				
5	Total OBC students in all programs and all years of study in the year 2012-13	679																				
6	Number of fully functional P-IV and above level computers available for students in the year 2012-13	20																				
7	Total number of text books and reference books available in library for Diploma,	16628																				
8	Teacher Student Ratio	1:24																				
9	% of Diploma students placed through campus interviews in the year 2012-13	7																				
10	% of Post Diploma students placed through campus interviews in the year 2012-13	-																				
11	% of high quality Diploma students (>75% marks) passed out in the year 2012-13	9																				
12	% of high quality postgraduates (>75% marks) passed out in the year 2012-13	Nil																				
13	Number of research publications in Indian refereed journals in the year 2012-13	Nil																				
14	Number of research publications in International refereed journals in the year 2012-13	Nil																				
15	Number of patents obtained in the year 2012-13	Nil																				
16	Number of patents filed in the year 2012-13	Nil																				
17	Number of sponsored research projects completed in the year 2012-13	Nil																				
18	<p>The transition rate of students in percentage from 1st to 2nd year during 2012-13:</p> <table border="1" style="width: 100%; border-collapse: collapse;"> <thead> <tr> <th></th> <th style="text-align: center;">Admitted to I Year</th> <th style="text-align: center;">Promoted to II Year</th> <th style="text-align: center;">Percentage</th> </tr> </thead> <tbody> <tr> <td>All Students</td> <td style="text-align: center;">300</td> <td style="text-align: center;">250</td> <td style="text-align: center;">83</td> </tr> <tr> <td>SC students</td> <td style="text-align: center;">40</td> <td style="text-align: center;">32</td> <td style="text-align: center;">80</td> </tr> <tr> <td>ST Students</td> <td style="text-align: center;">9</td> <td style="text-align: center;">7</td> <td style="text-align: center;">77</td> </tr> <tr> <td>OBC Students</td> <td style="text-align: center;">251</td> <td style="text-align: center;">211</td> <td style="text-align: center;">84</td> </tr> </tbody> </table>		Admitted to I Year	Promoted to II Year	Percentage	All Students	300	250	83	SC students	40	32	80	ST Students	9	7	77	OBC Students	251	211	84	
	Admitted to I Year	Promoted to II Year	Percentage																			
All Students	300	250	83																			
SC students	40	32	80																			
ST Students	9	7	77																			
OBC Students	251	211	84																			
19	IRG from students' fee and other charges in the year 2012-13 (Rs. in lakhs)	20.5																				
20	IRG from externally funded R&D projects, consultancies in the year 2012-13 (Rs. in lakhs)	-1.50																				
21	Total IRG in the year 2012-13 (Rs. in lakhs)	22.00																				
22	Total annual recurring expenditure of the institution in the year 2012-13 (Rs. in lakhs)	8.37																				

Name of the Institute: Government Polytechnic, Kushtagi

Sl. No	Parameter	Value																				
1	Total strength of students in all programs and all years of study in the year 2012-13	278																				
2	Total women students in all programs and all years of study in the year 2012-13	31																				
3	Total SC students in all programs and all years of study in the year 2012-13	43																				
4	Total ST students in all programs and all years of study in the year 2012-13	17																				
5	Total OBC students in all programs and all years of study in the year 2012-13	82																				
6	Number of fully functional P-IV and above level computers available for students in the year 2012-13	60																				
7	Total number of text books and reference books available in library for Diploma,	5157																				
8	Teacher Student Ratio	1:20																				
9	% of Diploma students placed through campus interviews in the year 2012-13	Nil																				
10	% of Post Diploma students placed through campus interviews in the year 2012-13	-																				
11	% of high quality Diploma students (>75% marks) passed out in the year 2012-13	10																				
12	% of high quality postgraduates (>75% marks) passed out in the year 2012-13	Nil																				
13	Number of research publications in Indian refereed journals in the year 2012-13	Nil																				
14	Number of research publications in International refereed journals in the year 2012-13	Nil																				
15	Number of patents obtained in the year 2012-13	Nil																				
16	Number of patents filed in the year 2012-13	Nil																				
17	Number of sponsored research projects completed in the year 2012-13	Nil																				
18	<p>The transition rate of students in percentage from 1st to 2nd year during 2012-13:</p> <table border="1" style="width: 100%; border-collapse: collapse;"> <thead> <tr> <th></th> <th style="text-align: center;">Admitted to I Year</th> <th style="text-align: center;">Promoted to II Year</th> <th style="text-align: center;">Percentage</th> </tr> </thead> <tbody> <tr> <td>All Students</td> <td style="text-align: center;">131</td> <td style="text-align: center;">60</td> <td style="text-align: center;">46</td> </tr> <tr> <td>SC students</td> <td style="text-align: center;">5</td> <td style="text-align: center;">5</td> <td style="text-align: center;">100</td> </tr> <tr> <td>ST Students</td> <td style="text-align: center;">3</td> <td style="text-align: center;">3</td> <td style="text-align: center;">100</td> </tr> <tr> <td>OBC Students</td> <td style="text-align: center;">42</td> <td style="text-align: center;">32</td> <td style="text-align: center;">76.19</td> </tr> </tbody> </table>		Admitted to I Year	Promoted to II Year	Percentage	All Students	131	60	46	SC students	5	5	100	ST Students	3	3	100	OBC Students	42	32	76.19	
	Admitted to I Year	Promoted to II Year	Percentage																			
All Students	131	60	46																			
SC students	5	5	100																			
ST Students	3	3	100																			
OBC Students	42	32	76.19																			
19	IRG from students' fee and other charges in the year 2012-13 (Rs. in lakhs)	7.53																				
20	IRG from externally funded R&D projects, consultancies in the year 2012-13 (Rs. in lakhs)	-																				
21	Total IRG in the year 2012-13 (Rs. in lakhs)	7.53																				
22	Total annual recurring expenditure of the institution in the year 2012-13 (Rs. in lakhs)	1.48																				

Name of the Institute: Government Polytechnic, Mirle

Sl. No	Parameter	Value																								
1	Total strength of students in all programs and all years of study in the year 2012-13	467																								
2	Total women students in all programs and all years of study in the year 2012-13	158																								
3	Total SC students in all programs and all years of study in the year 2012-13	55																								
4	Total ST students in all programs and all years of study in the year 2012-13	13																								
5	Total OBC students in all programs and all years of study in the year 2012-13	140																								
6	Number of fully functional P-IV and above level computers available for students in the year 2012-13	45																								
7	Total number of text books and reference books available in library for Diploma,	1778																								
8	Teacher Student Ratio	-																								
9	% of Diploma students placed through campus interviews in the year 2012-13	5																								
10	% of Post Diploma students placed through campus interviews in the year 2012-13	2																								
11	% of high quality Diploma students (>75% marks) passed out in the year 2012-13	4																								
12	% of high quality postgraduates (>75% marks) passed out in the year 2012-13	Nil																								
13	Number of research publications in Indian refereed journals in the year 2012-13	2																								
14	Number of research publications in International refereed journals in the year 2012-13	Nil																								
15	Number of patents obtained in the year 2012-13	Nil																								
16	Number of patents filed in the year 2012-13	Nil																								
17	Number of sponsored research projects completed in the year 2012-13	Nil																								
18	<p>The transition rate of students in percentage from 1st to 2nd year during 2012-13:</p> <table border="1" style="width: 100%; border-collapse: collapse;"> <thead> <tr> <th></th> <th style="text-align: center;">Admitted to I Year</th> <th style="text-align: center;">Promoted to II Year</th> <th style="text-align: center;">Percentage</th> </tr> </thead> <tbody> <tr> <td>All Students</td> <td style="text-align: center;">250</td> <td style="text-align: center;">111</td> <td style="text-align: center;">44</td> </tr> <tr> <td>SC students</td> <td style="text-align: center;">32</td> <td style="text-align: center;">14</td> <td style="text-align: center;">44</td> </tr> <tr> <td>ST Students</td> <td style="text-align: center;">6</td> <td style="text-align: center;">4</td> <td style="text-align: center;">67</td> </tr> <tr> <td>OBC Students</td> <td style="text-align: center;">70</td> <td style="text-align: center;">27</td> <td style="text-align: center;">39</td> </tr> <tr> <td></td> <td style="text-align: center;">142</td> <td style="text-align: center;">66</td> <td style="text-align: center;">46</td> </tr> </tbody> </table>		Admitted to I Year	Promoted to II Year	Percentage	All Students	250	111	44	SC students	32	14	44	ST Students	6	4	67	OBC Students	70	27	39		142	66	46	
	Admitted to I Year	Promoted to II Year	Percentage																							
All Students	250	111	44																							
SC students	32	14	44																							
ST Students	6	4	67																							
OBC Students	70	27	39																							
	142	66	46																							
19	IRG from students' fee and other charges in the year 2012-13 (Rs. in lakhs)	3.66																								
20	IRG from externally funded R&D projects, consultancies in the year 2012-13 (Rs. in lakhs)	-																								
21	Total IRG in the year 2012-13 (Rs. in lakhs)	3.66																								
22	Total annual recurring expenditure of the institution in the year 2012-13 (Rs. in lakhs)	20.26																								

Name of the Institute: Government Polytechnic, Mudhol

Sl. No	Parameter	Value																				
1	Total strength of students in all programs and all years of study in the year 2012-13	409																				
2	Total women students in all programs and all years of study in the year 2012-13	53																				
3	Total SC students in all programs and all years of study in the year 2012-13	70																				
4	Total ST students in all programs and all years of study in the year 2012-13	20																				
5	Total OBC students in all programs and all years of study in the year 2012-13	290																				
6	Number of fully functional P-IV and above level computers available for students in the year 2012-13	49																				
7	Total number of text books and reference books available in library for Diploma,	100																				
8	Teacher Student Ratio	1:12																				
9	% of Diploma students placed through campus interviews in the year 2012-13	15																				
10	% of Post Diploma students placed through campus interviews in the year 2012-13	0																				
11	% of high quality Diploma students (>75% marks) passed out in the year 2012-13	41																				
12	% of high quality postgraduates (>75% marks) passed out in the year 2012-13	Nil																				
13	Number of research publications in Indian refereed journals in the year 2012-13	Nil																				
14	Number of research publications in International refereed journals in the year 2012-13	Nil																				
15	Number of patents obtained in the year 2012-13	Nil																				
16	Number of patents filed in the year 2012-13	Nil																				
17	Number of sponsored research projects completed in the year 2012-13	Nil																				
18	The transition rate of students in percentage from 1 st to 2 nd year during 2012-13: <table border="1" style="width: 100%; margin-top: 5px;"> <thead> <tr> <th></th> <th style="text-align: center;">Admitted to I Year</th> <th style="text-align: center;">Promoted to II Year</th> <th style="text-align: center;">Percentage</th> </tr> </thead> <tbody> <tr> <td>All Students</td> <td style="text-align: center;">195</td> <td style="text-align: center;">125</td> <td style="text-align: center;">64.10</td> </tr> <tr> <td>SC students</td> <td style="text-align: center;">46</td> <td style="text-align: center;">20</td> <td style="text-align: center;">43.47</td> </tr> <tr> <td>ST Students</td> <td style="text-align: center;">9</td> <td style="text-align: center;">4</td> <td style="text-align: center;">44.44</td> </tr> <tr> <td>OBC Students</td> <td style="text-align: center;">123</td> <td style="text-align: center;">97</td> <td style="text-align: center;">78.80</td> </tr> </tbody> </table>		Admitted to I Year	Promoted to II Year	Percentage	All Students	195	125	64.10	SC students	46	20	43.47	ST Students	9	4	44.44	OBC Students	123	97	78.80	
	Admitted to I Year	Promoted to II Year	Percentage																			
All Students	195	125	64.10																			
SC students	46	20	43.47																			
ST Students	9	4	44.44																			
OBC Students	123	97	78.80																			
19	IRG from students' fee and other charges in the year 2012-13 (Rs. in lakhs)	10.32																				
20	IRG from externally funded R&D projects, consultancies in the year 2012-13 (Rs. in lakhs)	-																				
21	Total IRG in the year 2012-13 (Rs. in lakhs)	10.32																				
22	Total annual recurring expenditure of the institution in the year 2012-13 (Rs. in lakhs)	7.01																				

Name of the Institute: Government Polytechnic, Mulabagilu

Sl. No	Parameter	Value																				
1	Total strength of students in all programs and all years of study in the year 2012-13	534																				
2	Total women students in all programs and all years of study in the year 2012-13	190																				
3	Total SC students in all programs and all years of study in the year 2012-13	148																				
4	Total ST students in all programs and all years of study in the year 2012-13	21																				
5	Total OBC students in all programs and all years of study in the year 2012-13	365																				
6	Number of fully functional P-IV and above level computers available for students in the year 2012-13	50																				
7	Total number of text books and reference books available in library for Diploma,	1301																				
8	Teacher Student Ratio	1:25																				
9	% of Diploma students placed through campus interviews in the year 2012-13	17.5																				
10	% of Post Diploma students placed through campus interviews in the year 2012-13	NA																				
11	% of high quality Diploma students (>75% marks) passed out in the year 2012-13	25.2																				
12	% of high quality postgraduates (>75% marks) passed out in the year 2012-13	Nil																				
13	Number of research publications in Indian refereed journals in the year 2012-13	Nil																				
14	Number of research publications in International refereed journals in the year 2012-13	Nil																				
15	Number of patents obtained in the year 2012-13	Nil																				
16	Number of patents filed in the year 2012-13	Nil																				
17	Number of sponsored research projects completed in the year 2012-13	Nil																				
18	<p>The transition rate of students in percentage from 1st to 2nd year during 2012-13:</p> <table border="1" style="width: 100%; border-collapse: collapse;"> <thead> <tr> <th></th> <th style="text-align: center;">Admitted to I Year</th> <th style="text-align: center;">Promoted to II Year</th> <th style="text-align: center;">Percentage</th> </tr> </thead> <tbody> <tr> <td style="text-align: center;">All Students</td> <td style="text-align: center;">239</td> <td style="text-align: center;">109</td> <td style="text-align: center;">45.6</td> </tr> <tr> <td style="text-align: center;">SC students</td> <td style="text-align: center;">52</td> <td style="text-align: center;">18</td> <td style="text-align: center;">34.6</td> </tr> <tr> <td style="text-align: center;">ST Students</td> <td style="text-align: center;">11</td> <td style="text-align: center;">7</td> <td style="text-align: center;">63.4</td> </tr> <tr> <td style="text-align: center;">OBC Students</td> <td style="text-align: center;">134</td> <td style="text-align: center;">62</td> <td style="text-align: center;">46.3</td> </tr> </tbody> </table>		Admitted to I Year	Promoted to II Year	Percentage	All Students	239	109	45.6	SC students	52	18	34.6	ST Students	11	7	63.4	OBC Students	134	62	46.3	
	Admitted to I Year	Promoted to II Year	Percentage																			
All Students	239	109	45.6																			
SC students	52	18	34.6																			
ST Students	11	7	63.4																			
OBC Students	134	62	46.3																			
19	IRG from students' fee and other charges in the year 2012-13 (Rs. in lakhs)	11.6																				
20	IRG from externally funded R&D projects, consultancies in the year 2012-13 (Rs. in lakhs)	-																				
21	Total IRG in the year 2012-13 (Rs. in lakhs)	11.6																				
22	Total annual recurring expenditure of the institution in the year 2012-13 (Rs. in lakhs)	2.70																				

Name of the Institute: Government Polytechnic, Mundagod

Sl. No	Parameter	Value																				
1	Total strength of students in all programs and all years of study in the year 2012-13	298																				
2	Total women students in all programs and all years of study in the year 2012-13	22																				
3	Total SC students in all programs and all years of study in the year 2012-13	45																				
4	Total ST students in all programs and all years of study in the year 2012-13	13																				
5	Total OBC students in all programs and all years of study in the year 2012-13	213																				
6	Number of fully functional P-IV and above level computers available for students in the year 2012-13	49																				
7	Total number of text books and reference books available in library for Diploma,	1309																				
8	Teacher Student Ratio	1:15																				
9	% of Diploma students placed through campus interviews in the year 2012-13	3																				
10	% of Post Diploma students placed through campus interviews in the year 2012-13	-																				
11	% of high quality Diploma students (>75% marks) passed out in the year 2012-13	-																				
12	% of high quality postgraduates (>75% marks) passed out in the year 2012-13	Nil																				
13	Number of research publications in Indian refereed journals in the year 2012-13	Nil																				
14	Number of research publications in International refereed journals in the year 2012-13	Nil																				
15	Number of patents obtained in the year 2012-13	Nil																				
16	Number of patents filed in the year 2012-13	Nil																				
17	Number of sponsored research projects completed in the year 2012-13	Nil																				
18	<p>The transition rate of students in percentage from 1st to 2nd year during 2012-13:</p> <table border="1" style="width: 100%; border-collapse: collapse;"> <thead> <tr> <th></th> <th style="text-align: center;">Admitted to I Year</th> <th style="text-align: center;">Promoted to II Year</th> <th style="text-align: center;">Percentage</th> </tr> </thead> <tbody> <tr> <td style="text-align: center;">All Students</td> <td style="text-align: center;">170</td> <td style="text-align: center;">83</td> <td style="text-align: center;">48.2</td> </tr> <tr> <td style="text-align: center;">SC students</td> <td style="text-align: center;">27</td> <td style="text-align: center;">12</td> <td style="text-align: center;">44.4</td> </tr> <tr> <td style="text-align: center;">ST Students</td> <td style="text-align: center;">12</td> <td style="text-align: center;">2</td> <td style="text-align: center;">16.7</td> </tr> <tr> <td style="text-align: center;">OBC Students</td> <td style="text-align: center;">109</td> <td style="text-align: center;">58</td> <td style="text-align: center;">53.2</td> </tr> </tbody> </table>		Admitted to I Year	Promoted to II Year	Percentage	All Students	170	83	48.2	SC students	27	12	44.4	ST Students	12	2	16.7	OBC Students	109	58	53.2	
	Admitted to I Year	Promoted to II Year	Percentage																			
All Students	170	83	48.2																			
SC students	27	12	44.4																			
ST Students	12	2	16.7																			
OBC Students	109	58	53.2																			
19	IRG from students' fee and other charges in the year 2012-13 (Rs. in lakhs)	1.81																				
20	IRG from externally funded R&D projects, consultancies in the year 2012-13 (Rs. in lakhs)	-																				
21	Total IRG in the year 2012-13 (Rs. in lakhs)	0.64																				
22	Total annual recurring expenditure of the institution in the year 2012-13 (Rs. in lakhs)	104.9																				

Name of the Institute: Government Polytechnic, Nagamangala

Sl. No	Parameter	Value																				
1	Total strength of students in all programs and all years of study in the year 2012-13	586																				
2	Total women students in all programs and all years of study in the year 2012-13	197																				
3	Total SC students in all programs and all years of study in the year 2012-13	90																				
4	Total ST students in all programs and all years of study in the year 2012-13	17																				
5	Total OBC students in all programs and all years of study in the year 2012-13	479																				
6	Number of fully functional P-IV and above level computers available for students in the year 2012-13	50																				
7	Total number of text books and reference books available in library for Diploma,	1303																				
8	Teacher Student Ratio	1:20																				
9	% of Diploma students placed through campus interviews in the year 2012-13	1																				
10	% of Post Diploma students placed through campus interviews in the year 2012-13	-																				
11	% of high quality Diploma students (>75% marks) passed out in the year 2012-13	-																				
12	% of high quality postgraduates (>75% marks) passed out in the year 2012-13	Nil																				
13	Number of research publications in Indian refereed journals in the year 2012-13	Nil																				
14	Number of research publications in International refereed journals in the year 2012-13	Nil																				
15	Number of patents obtained in the year 2012-13	Nil																				
16	Number of patents filed in the year 2012-13	Nil																				
17	Number of sponsored research projects completed in the year 2012-13	Nil																				
18	<p>The transition rate of students in percentage from 1st to 2nd year during 2012-13:</p> <table border="1" style="width: 100%; border-collapse: collapse;"> <thead> <tr> <th></th> <th style="text-align: center;">Admitted to I Year</th> <th style="text-align: center;">Promoted to II Year</th> <th style="text-align: center;">Percentage</th> </tr> </thead> <tbody> <tr> <td style="text-align: center;">All Students</td> <td style="text-align: center;">252</td> <td style="text-align: center;">198</td> <td style="text-align: center;">78</td> </tr> <tr> <td style="text-align: center;">SC students</td> <td style="text-align: center;">42</td> <td style="text-align: center;">34</td> <td style="text-align: center;">81</td> </tr> <tr> <td style="text-align: center;">ST Students</td> <td style="text-align: center;">7</td> <td style="text-align: center;">4</td> <td style="text-align: center;">57</td> </tr> <tr> <td style="text-align: center;">OBC Students</td> <td style="text-align: center;">301</td> <td style="text-align: center;">236</td> <td style="text-align: center;">78</td> </tr> </tbody> </table>		Admitted to I Year	Promoted to II Year	Percentage	All Students	252	198	78	SC students	42	34	81	ST Students	7	4	57	OBC Students	301	236	78	
	Admitted to I Year	Promoted to II Year	Percentage																			
All Students	252	198	78																			
SC students	42	34	81																			
ST Students	7	4	57																			
OBC Students	301	236	78																			
19	IRG from students' fee and other charges in the year 2012-13 (Rs. in lakhs)	3.63																				
20	IRG from externally funded R&D projects, consultancies in the year 2012-13 (Rs. in lakhs)	--																				
21	Total IRG in the year 2012-13 (Rs. in lakhs)	3.63																				
22	Total annual recurring expenditure of the institution in the year 2012-13 (Rs. in lakhs)	156																				

Name of the Institute: Government Polytechnic, Rabakavi

Sl. No	Parameter	Value																				
1	Total strength of students in all programs and all years of study in the year 2012-13	349																				
2	Total women students in all programs and all years of study in the year 2012-13	53																				
3	Total SC students in all programs and all years of study in the year 2012-13	58																				
4	Total ST students in all programs and all years of study in the year 2012-13	5																				
5	Total OBC students in all programs and all years of study in the year 2012-13	286																				
6	Number of fully functional P-IV and above level computers available for students in the year 2012-13	49																				
7	Total number of text books and reference books available in library for Diploma,	0																				
8	Teacher Student Ratio	1:12																				
9	% of Diploma students placed through campus interviews in the year 2012-13	-																				
10	% of Post Diploma students placed through campus interviews in the year 2012-13	-																				
11	% of high quality Diploma students (>75% marks) passed out in the year 2012-13	14.6																				
12	% of high quality postgraduates (>75% marks) passed out in the year 2012-13	Nil																				
13	Number of research publications in Indian refereed journals in the year 2012-13	Nil																				
14	Number of research publications in International refereed journals in the year 2012-13	Nil																				
15	Number of patents obtained in the year 2012-13	Nil																				
16	Number of patents filed in the year 2012-13	Nil																				
17	Number of sponsored research projects completed in the year 2012-13	Nil																				
18	The transition rate of students in percentage from 1 st to 2 nd year during 2012-13: <table border="1" style="width: 100%; margin-top: 5px;"> <thead> <tr> <th></th> <th style="text-align: center;">Admitted to I Year</th> <th style="text-align: center;">Promoted to II Year</th> <th style="text-align: center;">Percentage</th> </tr> </thead> <tbody> <tr> <td>All Students</td> <td style="text-align: center;">190</td> <td style="text-align: center;">90</td> <td style="text-align: center;">47.4</td> </tr> <tr> <td>SC students</td> <td style="text-align: center;">37</td> <td style="text-align: center;">14</td> <td style="text-align: center;">37.8</td> </tr> <tr> <td>ST Students</td> <td style="text-align: center;">5</td> <td style="text-align: center;">1</td> <td style="text-align: center;">20.0</td> </tr> <tr> <td>OBC Students</td> <td style="text-align: center;">149</td> <td style="text-align: center;">69</td> <td style="text-align: center;">46.3</td> </tr> </tbody> </table>		Admitted to I Year	Promoted to II Year	Percentage	All Students	190	90	47.4	SC students	37	14	37.8	ST Students	5	1	20.0	OBC Students	149	69	46.3	
	Admitted to I Year	Promoted to II Year	Percentage																			
All Students	190	90	47.4																			
SC students	37	14	37.8																			
ST Students	5	1	20.0																			
OBC Students	149	69	46.3																			
19	IRG from students' fee and other charges in the year 2012-13 (Rs. in lakhs)	0.87																				
20	IRG from externally funded R&D projects, consultancies in the year 2012-13 (Rs. in lakhs)	-																				
21	Total IRG in the year 2012-13 (Rs. in lakhs)	0.87																				
22	Total annual recurring expenditure of the institution in the year 2012-13 (Rs. in lakhs)	160.00																				

Name of the Institute: Government Polytechnic, Raichur

Sl. No	Parameter	Value																				
1	Total strength of students in all programs and all years of study in the year 2012-13	747																				
2	Total women students in all programs and all years of study in the year 2012-13	185																				
3	Total SC students in all programs and all years of study in the year 2012-13	15																				
4	Total ST students in all programs and all years of study in the year 2012-13	48																				
5	Total OBC students in all programs and all years of study in the year 2012-13	379																				
6	Number of fully functional P-IV and above level computers available for students in the year 2012-13	86																				
7	Total number of text books and reference books available in library for Diploma,	12776																				
8	Teacher Student Ratio	1:27																				
9	% of Diploma students placed through campus interviews in the year 2012-13	11																				
10	% of Post Diploma students placed through campus interviews in the year 2012-13	-																				
11	% of high quality Diploma students (>75% marks) passed out in the year 2012-13	27																				
12	% of high quality postgraduates (>75% marks) passed out in the year 2012-13	Nil																				
13	Number of research publications in Indian refereed journals in the year 2012-13	Nil																				
14	Number of research publications in International refereed journals in the year 2012-13	Nil																				
15	Number of patents obtained in the year 2012-13	Nil																				
16	Number of patents filed in the year 2012-13	Nil																				
17	Number of sponsored research projects completed in the year 2012-13	Nil																				
18	<p>The transition rate of students in percentage from 1st to 2nd year during 2012-13:</p> <table border="1" style="width: 100%; border-collapse: collapse;"> <thead> <tr> <th></th> <th style="text-align: center;">Admitted to I Year</th> <th style="text-align: center;">Promoted to II Year</th> <th style="text-align: center;">Percentage</th> </tr> </thead> <tbody> <tr> <td style="text-align: center;">All Students</td> <td style="text-align: center;">304</td> <td style="text-align: center;">190</td> <td style="text-align: center;">62.5</td> </tr> <tr> <td style="text-align: center;">SC students</td> <td style="text-align: center;">51</td> <td style="text-align: center;">32</td> <td style="text-align: center;">63.0</td> </tr> <tr> <td style="text-align: center;">ST Students</td> <td style="text-align: center;">22</td> <td style="text-align: center;">14</td> <td style="text-align: center;">63.0</td> </tr> <tr> <td style="text-align: center;">OBC Students</td> <td style="text-align: center;">206</td> <td style="text-align: center;">138</td> <td style="text-align: center;">67.0</td> </tr> </tbody> </table>		Admitted to I Year	Promoted to II Year	Percentage	All Students	304	190	62.5	SC students	51	32	63.0	ST Students	22	14	63.0	OBC Students	206	138	67.0	
	Admitted to I Year	Promoted to II Year	Percentage																			
All Students	304	190	62.5																			
SC students	51	32	63.0																			
ST Students	22	14	63.0																			
OBC Students	206	138	67.0																			
19	IRG from students' fee and other charges in the year 2012-13 (Rs. in lakhs)	14.13																				
20	IRG from externally funded R&D projects, consultancies in the year 2012-13 (Rs. in lakhs)	3.00																				
21	Total IRG in the year 2012-13 (Rs. in lakhs)	30.42																				
22	Total annual recurring expenditure of the institution in the year 2012-13 (Rs. in lakhs)	194.17																				

Name of the Institute: Government Polytechnic, Siddapur

Sl. No	Parameter	Value																				
1	Total strength of students in all programs and all years of study in the year 2012-13	499																				
2	Total women students in all programs and all years of study in the year 2012-13	102																				
3	Total SC students in all programs and all years of study in the year 2012-13	18																				
4	Total ST students in all programs and all years of study in the year 2012-13	9																				
5	Total OBC students in all programs and all years of study in the year 2012-13	467																				
6	Number of fully functional P-IV and above level computers available for students in the year 2012-13	49																				
7	Total number of text books and reference books available in library for Diploma,	460																				
8	Teacher Student Ratio	1:16																				
9	% of Diploma students placed through campus interviews in the year 2012-13	8																				
10	% of Post Diploma students placed through campus interviews in the year 2012-13	4																				
11	% of high quality Diploma students (>75% marks) passed out in the year 2012-13	285 (No)																				
12	% of high quality postgraduates (>75% marks) passed out in the year 2012-13	Nil																				
13	Number of research publications in Indian refereed journals in the year 2012-13	Nil																				
14	Number of research publications in International refereed journals in the year 2012-13	Nil																				
15	Number of patents obtained in the year 2012-13	Nil																				
16	Number of patents filed in the year 2012-13	Nil																				
17	Number of sponsored research projects completed in the year 2012-13	Nil																				
18	<p>The transition rate of students in percentage from 1st to 2nd year during 2012-13:</p> <table border="1" style="width: 100%; border-collapse: collapse;"> <thead> <tr> <th></th> <th style="text-align: center;">Admitted to I Year</th> <th style="text-align: center;">Promoted to II Year</th> <th style="text-align: center;">Percentage</th> </tr> </thead> <tbody> <tr> <td style="text-align: center;">All Students</td> <td style="text-align: center;">208</td> <td style="text-align: center;">147</td> <td style="text-align: center;">70.7</td> </tr> <tr> <td style="text-align: center;">SC students</td> <td style="text-align: center;">28</td> <td style="text-align: center;">14</td> <td style="text-align: center;">50.0</td> </tr> <tr> <td style="text-align: center;">ST Students</td> <td style="text-align: center;">8</td> <td style="text-align: center;">5</td> <td style="text-align: center;">62.5</td> </tr> <tr> <td style="text-align: center;">OBC Students</td> <td style="text-align: center;">157</td> <td style="text-align: center;">135</td> <td style="text-align: center;">86.0</td> </tr> </tbody> </table>		Admitted to I Year	Promoted to II Year	Percentage	All Students	208	147	70.7	SC students	28	14	50.0	ST Students	8	5	62.5	OBC Students	157	135	86.0	
	Admitted to I Year	Promoted to II Year	Percentage																			
All Students	208	147	70.7																			
SC students	28	14	50.0																			
ST Students	8	5	62.5																			
OBC Students	157	135	86.0																			
19	IRG from students' fee and other charges in the year 2012-13 (Rs. in lakhs)	3.23																				
20	IRG from externally funded R&D projects, consultancies in the year 2012-13 (Rs. in lakhs)	-																				
21	Total IRG in the year 2012-13 (Rs. in lakhs)	3.23																				
22	Total annual recurring expenditure of the institution in the year 2012-13 (Rs. in lakhs)	25																				

Name of the Institute: Government Polytechnic, Surpur

Sl. No	Parameter	Value																				
1	Total strength of students in all programs and all years of study in the year 2012-13	316																				
2	Total women students in all programs and all years of study in the year 2012-13	7																				
3	Total SC students in all programs and all years of study in the year 2012-13	36																				
4	Total ST students in all programs and all years of study in the year 2012-13	7																				
5	Total OBC students in all programs and all years of study in the year 2012-13	142																				
6	Number of fully functional P-IV and above level computers available for students in the year 2012-13	49																				
7	Total number of text books and reference books available in library for Diploma,	744																				
8	Teacher Student Ratio	1:10																				
9	% of Diploma students placed through campus interviews in the year 2012-13	-																				
10	% of Post Diploma students placed through campus interviews in the year 2012-13	-																				
11	% of high quality Diploma students (>75% marks) passed out in the year 2012-13	-																				
12	% of high quality postgraduates (>75% marks) passed out in the year 2012-13	Nil																				
13	Number of research publications in Indian refereed journals in the year 2012-13	Nil																				
14	Number of research publications in International refereed journals in the year 2012-13	Nil																				
15	Number of patents obtained in the year 2012-13	Nil																				
16	Number of patents filed in the year 2012-13	Nil																				
17	Number of sponsored research projects completed in the year 2012-13	Nil																				
18	<p>The transition rate of students in percentage from 1st to 2nd year during 2012-13:</p> <table border="1" style="width: 100%; border-collapse: collapse;"> <thead> <tr> <th></th> <th style="text-align: center;">Admitted to I Year</th> <th style="text-align: center;">Promoted to II Year</th> <th style="text-align: center;">Percentage</th> </tr> </thead> <tbody> <tr> <td>All Students</td> <td style="text-align: center;">153</td> <td style="text-align: center;">79</td> <td style="text-align: center;">51.6</td> </tr> <tr> <td>SC students</td> <td style="text-align: center;">19</td> <td style="text-align: center;">19</td> <td style="text-align: center;">100</td> </tr> <tr> <td>ST Students</td> <td style="text-align: center;">6</td> <td style="text-align: center;">4</td> <td style="text-align: center;">66.7</td> </tr> <tr> <td>OBC Students</td> <td style="text-align: center;">128</td> <td style="text-align: center;">56</td> <td style="text-align: center;">43.8</td> </tr> </tbody> </table>		Admitted to I Year	Promoted to II Year	Percentage	All Students	153	79	51.6	SC students	19	19	100	ST Students	6	4	66.7	OBC Students	128	56	43.8	
	Admitted to I Year	Promoted to II Year	Percentage																			
All Students	153	79	51.6																			
SC students	19	19	100																			
ST Students	6	4	66.7																			
OBC Students	128	56	43.8																			
19	IRG from students' fee and other charges in the year 2012-13 (Rs. in lakhs)	2.10																				
20	IRG from externally funded R&D projects, consultancies in the year 2012-13 (Rs. in lakhs)	-																				
21	Total IRG in the year 2012-13 (Rs. in lakhs)	1.44																				
22	Total annual recurring expenditure of the institution in the year 2012-13 (Rs. in lakhs)	28.41																				

Name of the Institute: Government Polytechnic, Udupi

Sl. No	Parameter	Value																				
1	Total strength of students in all programs and all years of study in the year 2012-13	396																				
2	Total women students in all programs and all years of study in the year 2012-13	46																				
3	Total SC students in all programs and all years of study in the year 2012-13	33																				
4	Total ST students in all programs and all years of study in the year 2012-13	34																				
5	Total OBC students in all programs and all years of study in the year 2012-13	329																				
6	Number of fully functional P-IV and above level computers available for students in the year 2012-13	35																				
7	Total number of text books and reference books available in library for Diploma,	2262																				
8	Teacher Student Ratio	1:19																				
9	% of Diploma students placed through campus interviews in the year 2012-13	32																				
10	% of Post Diploma students placed through campus interviews in the year 2012-13	12																				
11	% of high quality Diploma students (>75% marks) passed out in the year 2012-13	-																				
12	% of high quality postgraduates (>75% marks) passed out in the year 2012-13	Nil																				
13	Number of research publications in Indian refereed journals in the year 2012-13	Nil																				
14	Number of research publications in International refereed journals in the year 2012-13	Nil																				
15	Number of patents obtained in the year 2012-13	Nil																				
16	Number of patents filed in the year 2012-13	Nil																				
17	Number of sponsored research projects completed in the year 2012-13	Nil																				
18	<p>The transition rate of students in percentage from 1st to 2nd year during 2012-13:</p> <table border="1" style="width: 100%; border-collapse: collapse;"> <thead> <tr> <th></th> <th style="text-align: center;">Admitted to I Year</th> <th style="text-align: center;">Promoted to II Year</th> <th style="text-align: center;">Percentage</th> </tr> </thead> <tbody> <tr> <td>All Students</td> <td style="text-align: center;">171</td> <td style="text-align: center;">84</td> <td style="text-align: center;">49</td> </tr> <tr> <td>SC students</td> <td style="text-align: center;">30</td> <td style="text-align: center;">6</td> <td style="text-align: center;">20</td> </tr> <tr> <td>ST Students</td> <td style="text-align: center;">6</td> <td style="text-align: center;">2</td> <td style="text-align: center;">33</td> </tr> <tr> <td>OBC Students</td> <td style="text-align: center;">135</td> <td style="text-align: center;">76</td> <td style="text-align: center;">56</td> </tr> </tbody> </table>		Admitted to I Year	Promoted to II Year	Percentage	All Students	171	84	49	SC students	30	6	20	ST Students	6	2	33	OBC Students	135	76	56	
	Admitted to I Year	Promoted to II Year	Percentage																			
All Students	171	84	49																			
SC students	30	6	20																			
ST Students	6	2	33																			
OBC Students	135	76	56																			
19	IRG from students' fee and other charges in the year 2012-13 (Rs. in lakhs)	0.57																				
20	IRG from externally funded R&D projects, consultancies in the year 2012-13 (Rs. in lakhs)	-																				
21	Total IRG in the year 2012-13 (Rs. in lakhs)	0.57																				
22	Total annual recurring expenditure of the institution in the year 2012-13 (Rs. in lakhs)	-																				

Name of the Institute: Government Polytechnic, Zalaki

Sl. No	Parameter	Value																				
1	Total strength of students in all programs and all years of study in the year 2012-13	272																				
2	Total women students in all programs and all years of study in the year 2012-13	14																				
3	Total SC students in all programs and all years of study in the year 2012-13	42																				
4	Total ST students in all programs and all years of study in the year 2012-13	3																				
5	Total OBC students in all programs and all years of study in the year 2012-13	142																				
6	Number of fully functional P-IV and above level computers available for students in the year 2012-13	49																				
7	Total number of text books and reference books available in library for Diploma,	50																				
8	Teacher Student Ratio	1:16																				
9	% of Diploma students placed through campus interviews in the year 2012-13	-																				
10	% of Post Diploma students placed through campus interviews in the year 2012-13	-																				
11	% of high quality Diploma students (>75% marks) passed out in the year 2012-13	9																				
12	% of high quality postgraduates (>75% marks) passed out in the year 2012-13	Nil																				
13	Number of research publications in Indian refereed journals in the year 2012-13	Nil																				
14	Number of research publications in International refereed journals in the year 2012-13	Nil																				
15	Number of patents obtained in the year 2012-13	Nil																				
16	Number of patents filed in the year 2012-13	Nil																				
17	Number of sponsored research projects completed in the year 2012-13	Nil																				
18	<p>The transition rate of students in percentage from 1st to 2nd year during 2012-13:</p> <table border="1" style="width: 100%; border-collapse: collapse;"> <thead> <tr> <th></th> <th style="text-align: center;">Admitted to I Year</th> <th style="text-align: center;">Promoted to II Year</th> <th style="text-align: center;">Percentage</th> </tr> </thead> <tbody> <tr> <td style="text-align: center;">All Students</td> <td style="text-align: center;">165</td> <td style="text-align: center;">69</td> <td style="text-align: center;">41.8</td> </tr> <tr> <td style="text-align: center;">SC students</td> <td style="text-align: center;">19</td> <td style="text-align: center;">10</td> <td style="text-align: center;">52.6</td> </tr> <tr> <td style="text-align: center;">ST Students</td> <td style="text-align: center;">3</td> <td style="text-align: center;">1</td> <td style="text-align: center;">33.3</td> </tr> <tr> <td style="text-align: center;">OBC Students</td> <td style="text-align: center;">32</td> <td style="text-align: center;">23</td> <td style="text-align: center;">71.9</td> </tr> </tbody> </table>		Admitted to I Year	Promoted to II Year	Percentage	All Students	165	69	41.8	SC students	19	10	52.6	ST Students	3	1	33.3	OBC Students	32	23	71.9	
	Admitted to I Year	Promoted to II Year	Percentage																			
All Students	165	69	41.8																			
SC students	19	10	52.6																			
ST Students	3	1	33.3																			
OBC Students	32	23	71.9																			
19	IRG from students' fee and other charges in the year 2012-13 (Rs. in lakhs)	5.23																				
20	IRG from externally funded R&D projects, consultancies in the year 2012-13 (Rs. in lakhs)	-																				
21	Total IRG in the year 2012-13 (Rs. in lakhs)	5.23																				
22	Total annual recurring expenditure of the institution in the year 2012-13 (Rs. in lakhs)	176																				

Name of the Institute: Government Polytechnic, Hasadurga

Sl. No	Parameter	Value																				
1	Total strength of students in all programs and all years of study in the year 2012-13	458																				
2	Total women students in all programs and all years of study in the year 2012-13	142																				
3	Total SC students in all programs and all years of study in the year 2012-13	7																				
4	Total ST students in all programs and all years of study in the year 2012-13	34																				
5	Total OBC students in all programs and all years of study in the year 2012-13	327																				
6	Number of fully functional P-IV and above level computers available for students in the year 2012-13	40																				
7	Total number of text books and reference books available in library for Diploma,	1021																				
8	Teacher Student Ratio	1:16																				
9	% of Diploma students placed through campus interviews in the year 2012-13	-																				
10	% of Post Diploma students placed through campus interviews in the year 2012-13	-																				
11	% of high quality Diploma students (>75% marks) passed out in the year 2012-13	11																				
12	% of high quality postgraduates (>75% marks) passed out in the year 2012-13	Nil																				
13	Number of research publications in Indian refereed journals in the year 2012-13	Nil																				
14	Number of research publications in International refereed journals in the year 2012-13	Nil																				
15	Number of patents obtained in the year 2012-13	Nil																				
16	Number of patents filed in the year 2012-13	Nil																				
17	Number of sponsored research projects completed in the year 2012-13	Nil																				
18	<p>The transition rate of students in percentage from 1st to 2nd year during 2012-13:</p> <table border="1" style="width: 100%; border-collapse: collapse;"> <thead> <tr> <th></th> <th style="text-align: center;">Admitted to I Year</th> <th style="text-align: center;">Promoted to II Year</th> <th style="text-align: center;">Percentage</th> </tr> </thead> <tbody> <tr> <td>All Students</td> <td style="text-align: center;">235</td> <td style="text-align: center;">117</td> <td style="text-align: center;">49.7</td> </tr> <tr> <td>SC students</td> <td style="text-align: center;">47</td> <td style="text-align: center;">13</td> <td style="text-align: center;">27.7</td> </tr> <tr> <td>ST Students</td> <td style="text-align: center;">15</td> <td style="text-align: center;">8</td> <td style="text-align: center;">53.3</td> </tr> <tr> <td>OBC Students</td> <td style="text-align: center;">171</td> <td style="text-align: center;">95</td> <td style="text-align: center;">55.6</td> </tr> </tbody> </table>		Admitted to I Year	Promoted to II Year	Percentage	All Students	235	117	49.7	SC students	47	13	27.7	ST Students	15	8	53.3	OBC Students	171	95	55.6	
	Admitted to I Year	Promoted to II Year	Percentage																			
All Students	235	117	49.7																			
SC students	47	13	27.7																			
ST Students	15	8	53.3																			
OBC Students	171	95	55.6																			
19	IRG from students' fee and other charges in the year 2012-13 (Rs. in lakhs)	3.29																				
20	IRG from externally funded R&D projects, consultancies in the year 2012-13 (Rs. in lakhs)	-																				
21	Total IRG in the year 2012-13 (Rs. in lakhs)	3.29																				
22	Total annual recurring expenditure of the institution in the year 2012-13 (Rs. in lakhs)	3.74																				

Name of the Institute: Government Polytechnic, Hangal

Sl. No	Parameter	Value																				
1	Total strength of students in all programs and all years of study in the year 2012-13	594																				
2	Total women students in all programs and all years of study in the year 2012-13	136																				
3	Total SC students in all programs and all years of study in the year 2012-13	86																				
4	Total ST students in all programs and all years of study in the year 2012-13	28																				
5	Total OBC students in all programs and all years of study in the year 2012-13	446																				
6	Number of fully functional P-IV and above level computers available for students in the year 2012-13	50																				
7	Total number of text books and reference books available in library for Diploma,	972																				
8	Teacher Student Ratio	1:16																				
9	% of Diploma students placed through campus interviews in the year 2012-13	23.5																				
10	% of Post Diploma students placed through campus interviews in the year 2012-13	-																				
11	% of high quality Diploma students (>75% marks) passed out in the year 2012-13	2																				
12	% of high quality postgraduates (>75% marks) passed out in the year 2012-13	Nil																				
13	Number of research publications in Indian refereed journals in the year 2012-13	Nil																				
14	Number of research publications in International refereed journals in the year 2012-13	Nil																				
15	Number of patents obtained in the year 2012-13	Nil																				
16	Number of patents filed in the year 2012-13	Nil																				
17	Number of sponsored research projects completed in the year 2012-13	Nil																				
18	<p>The transition rate of students in percentage from 1st to 2nd year during 2012-13:</p> <table border="1" style="width: 100%; border-collapse: collapse;"> <thead> <tr> <th></th> <th style="text-align: center;">Admitted to I Year</th> <th style="text-align: center;">Promoted to II Year</th> <th style="text-align: center;">Percentage</th> </tr> </thead> <tbody> <tr> <td>All Students</td> <td style="text-align: center;">215</td> <td style="text-align: center;">128</td> <td style="text-align: center;">59.5</td> </tr> <tr> <td>SC students</td> <td style="text-align: center;">35</td> <td style="text-align: center;">22</td> <td style="text-align: center;">62.9</td> </tr> <tr> <td>ST Students</td> <td style="text-align: center;">16</td> <td style="text-align: center;">7</td> <td style="text-align: center;">43.8</td> </tr> <tr> <td>OBC Students</td> <td style="text-align: center;">155</td> <td style="text-align: center;">95</td> <td style="text-align: center;">61.3</td> </tr> </tbody> </table>		Admitted to I Year	Promoted to II Year	Percentage	All Students	215	128	59.5	SC students	35	22	62.9	ST Students	16	7	43.8	OBC Students	155	95	61.3	
	Admitted to I Year	Promoted to II Year	Percentage																			
All Students	215	128	59.5																			
SC students	35	22	62.9																			
ST Students	16	7	43.8																			
OBC Students	155	95	61.3																			
19	IRG from students' fee and other charges in the year 2012-13 (Rs. in lakhs)	5.56																				
20	IRG from externally funded R&D projects, consultancies in the year 2012-13 (Rs. in lakhs)	-																				
21	Total IRG in the year 2012-13 (Rs. in lakhs)	5.56																				
22	Total annual recurring expenditure of the institution in the year 2012-13 (Rs. in lakhs)	1.74																				

Name of the Institute: Government Polytechnic, Bagepalli

Sl. No	Parameter	Value																				
1	Total strength of students in all programs and all years of study in the year 2012-13	347																				
2	Total women students in all programs and all years of study in the year 2012-13	64																				
3	Total SC students in all programs and all years of study in the year 2012-13	66																				
4	Total ST students in all programs and all years of study in the year 2012-13	333																				
5	Total OBC students in all programs and all years of study in the year 2012-13	148																				
6	Number of fully functional P-IV and above level computers available for students in the year 2012-13	30																				
7	Total number of text books and reference books available in library for Diploma,	6181																				
8	Teacher Student Ratio	1:20																				
9	% of Diploma students placed through campus interviews in the year 2012-13	6																				
10	% of Post Diploma students placed through campus interviews in the year 2012-13	-																				
11	% of high quality Diploma students (>75% marks) passed out in the year 2012-13	5.5																				
12	% of high quality postgraduates (>75% marks) passed out in the year 2012-13	Nil																				
13	Number of research publications in Indian refereed journals in the year 2012-13	Nil																				
14	Number of research publications in International refereed journals in the year 2012-13	Nil																				
15	Number of patents obtained in the year 2012-13	Nil																				
16	Number of patents filed in the year 2012-13	Nil																				
17	Number of sponsored research projects completed in the year 2012-13	Nil																				
18	<p>The transition rate of students in percentage from 1st to 2nd year during 2012-13:</p> <table border="1" style="width: 100%; border-collapse: collapse;"> <thead> <tr> <th></th> <th style="text-align: center;">Admitted to I Year</th> <th style="text-align: center;">Promoted to II Year</th> <th style="text-align: center;">Percentage</th> </tr> </thead> <tbody> <tr> <td style="text-align: center;">All Students</td> <td style="text-align: center;">205</td> <td style="text-align: center;">101</td> <td style="text-align: center;">50</td> </tr> <tr> <td style="text-align: center;">SC students</td> <td style="text-align: center;">47</td> <td style="text-align: center;">14</td> <td style="text-align: center;">30</td> </tr> <tr> <td style="text-align: center;">ST Students</td> <td style="text-align: center;">14</td> <td style="text-align: center;">8</td> <td style="text-align: center;">57</td> </tr> <tr> <td style="text-align: center;">OBC Students</td> <td style="text-align: center;">84</td> <td style="text-align: center;">46</td> <td style="text-align: center;">57</td> </tr> </tbody> </table>		Admitted to I Year	Promoted to II Year	Percentage	All Students	205	101	50	SC students	47	14	30	ST Students	14	8	57	OBC Students	84	46	57	
	Admitted to I Year	Promoted to II Year	Percentage																			
All Students	205	101	50																			
SC students	47	14	30																			
ST Students	14	8	57																			
OBC Students	84	46	57																			
19	IRG from students' fee and other charges in the year 2012-13 (Rs. in lakhs)	5.1																				
20	IRG from externally funded R&D projects, consultancies in the year 2012-13 (Rs. in lakhs)	-																				
21	Total IRG in the year 2012-13 (Rs. in lakhs)	6.2																				
22	Total annual recurring expenditure of the institution in the year 2012-13 (Rs. in lakhs)	1.1																				

**Name of the Institute: Government Women's Polytechnic,
Hubli**

Sl. No	Parameter	Value																				
1	Total strength of students in all programs and all years of study in the year 2012-13	627																				
2	Total women students in all programs and all years of study in the year 2012-13	627																				
3	Total SC students in all programs and all years of study in the year 2012-13	50																				
4	Total ST students in all programs and all years of study in the year 2012-13	12																				
5	Total OBC students in all programs and all years of study in the year 2012-13	287																				
6	Number of fully functional P-IV and above level computers available for students in the year 2012-13	14																				
7	Total number of text books and reference books available in library for Diploma,	11682																				
8	Teacher Student Ratio	1:20																				
9	% of Diploma students placed through campus interviews in the year 2012-13	17.4																				
10	% of Post Diploma students placed through campus interviews in the year 2012-13	-																				
11	% of high quality Diploma students (>75% marks) passed out in the year 2012-13	13.6																				
12	% of high quality postgraduates (>75% marks) passed out in the year 2012-13	Nil																				
13	Number of research publications in Indian refereed journals in the year 2012-13	Nil																				
14	Number of research publications in International refereed journals in the year 2012-13	Nil																				
15	Number of patents obtained in the year 2012-13	Nil																				
16	Number of patents filed in the year 2012-13	Nil																				
17	Number of sponsored research projects completed in the year 2012-13	Nil																				
18	The transition rate of students in percentage from 1 st to 2 nd year during 2012-13: <table border="1" style="width: 100%; border-collapse: collapse;"> <thead> <tr> <th></th> <th style="text-align: center;">Admitted to I Year</th> <th style="text-align: center;">Promoted to II Year</th> <th style="text-align: center;">Percentage</th> </tr> </thead> <tbody> <tr> <td style="text-align: center;">All Students</td> <td style="text-align: center;">245</td> <td style="text-align: center;">162</td> <td style="text-align: center;">66.1</td> </tr> <tr> <td style="text-align: center;">SC students</td> <td style="text-align: center;">32</td> <td style="text-align: center;">23</td> <td style="text-align: center;">71.9</td> </tr> <tr> <td style="text-align: center;">ST Students</td> <td style="text-align: center;">7</td> <td style="text-align: center;">4</td> <td style="text-align: center;">57.1</td> </tr> <tr> <td style="text-align: center;">OBC Students</td> <td style="text-align: center;">184</td> <td style="text-align: center;">123</td> <td style="text-align: center;">66.9</td> </tr> </tbody> </table>		Admitted to I Year	Promoted to II Year	Percentage	All Students	245	162	66.1	SC students	32	23	71.9	ST Students	7	4	57.1	OBC Students	184	123	66.9	
	Admitted to I Year	Promoted to II Year	Percentage																			
All Students	245	162	66.1																			
SC students	32	23	71.9																			
ST Students	7	4	57.1																			
OBC Students	184	123	66.9																			
19	IRG from students' fee and other charges in the year 2012-13 (Rs. in lakhs)	0.85																				
20	IRG from externally funded R&D projects, consultancies in the year 2012-13 (Rs. in lakhs)	70.91																				
21	Total IRG in the year 2012-13 (Rs. in lakhs)	71.76																				
22	Total annual recurring expenditure of the institution in the year 2012-13 (Rs. in lakhs)	217.82																				

**Name of the Institute: Government Women's Polytechnic,
Ramnagara**

Sl. No	Parameter	Value																				
1	Total strength of students in all programs and all years of study in the year 2012-13	390																				
2	Total women students in all programs and all years of study in the year 2012-13	390																				
3	Total SC students in all programs and all years of study in the year 2012-13	61																				
4	Total ST students in all programs and all years of study in the year 2012-13	6																				
5	Total OBC students in all programs and all years of study in the year 2012-13	323																				
6	Number of fully functional P-IV and above level computers available for students in the year 2012-13	31																				
7	Total number of text books and reference books available in library for Diploma,	2208																				
8	Teacher Student Ratio	1:40																				
9	% of Diploma students placed through campus interviews in the year 2012-13	-																				
10	% of Post Diploma students placed through campus interviews in the year 2012-13	-																				
11	% of high quality Diploma students (>75% marks) passed out in the year 2012-13	31																				
12	% of high quality postgraduates (>75% marks) passed out in the year 2012-13	Nil																				
13	Number of research publications in Indian refereed journals in the year 2012-13	Nil																				
14	Number of research publications in International refereed journals in the year 2012-13	Nil																				
15	Number of patents obtained in the year 2012-13	Nil																				
16	Number of patents filed in the year 2012-13	Nil																				
17	Number of sponsored research projects completed in the year 2012-13	Nil																				
18	<p>The transition rate of students in percentage from 1st to 2nd year during 2012-13:</p> <table border="1" style="width: 100%; border-collapse: collapse;"> <thead> <tr> <th></th> <th style="text-align: center;">Admitted to I Year</th> <th style="text-align: center;">Promoted to II Year</th> <th style="text-align: center;">Percentage</th> </tr> </thead> <tbody> <tr> <td style="text-align: center;">All Students</td> <td style="text-align: center;">166</td> <td style="text-align: center;">117</td> <td style="text-align: center;">70.48</td> </tr> <tr> <td style="text-align: center;">SC students</td> <td style="text-align: center;">28</td> <td style="text-align: center;">16</td> <td style="text-align: center;">57.14</td> </tr> <tr> <td style="text-align: center;">ST Students</td> <td style="text-align: center;">4</td> <td style="text-align: center;">3</td> <td style="text-align: center;">75.00</td> </tr> <tr> <td style="text-align: center;">OBC Students</td> <td style="text-align: center;">126</td> <td style="text-align: center;">98</td> <td style="text-align: center;">77.77</td> </tr> </tbody> </table>		Admitted to I Year	Promoted to II Year	Percentage	All Students	166	117	70.48	SC students	28	16	57.14	ST Students	4	3	75.00	OBC Students	126	98	77.77	
	Admitted to I Year	Promoted to II Year	Percentage																			
All Students	166	117	70.48																			
SC students	28	16	57.14																			
ST Students	4	3	75.00																			
OBC Students	126	98	77.77																			
19	IRG from students' fee and other charges in the year 2012-13 (Rs. in lakhs)	4.17																				
20	IRG from externally funded R&D projects, consultancies in the year 2012-13 (Rs. in lakhs)	-																				
21	Total IRG in the year 2012-13 (Rs. in lakhs)	4.17																				
22	Total annual recurring expenditure of the institution in the year 2012-13 (Rs. in lakhs)	6.00																				

**Name of the Institute: Government Ramnarayan Chellaram
Institute of Business Management, Bangalore**

Sl. No	Parameter	Value																				
1	Total strength of students in all programs and all years of study in the year 2012-13	27																				
2	Total women students in all programs and all years of study in the year 2012-13	16																				
3	Total SC students in all programs and all years of study in the year 2012-13	7																				
4	Total ST students in all programs and all years of study in the year 2012-13	-																				
5	Total OBC students in all programs and all years of study in the year 2012-13	16																				
6	Number of fully functional P-IV and above level computers available for students in the year 2012-13	6																				
7	Total number of text books and reference books available in library for Diploma,	4254																				
8	Teacher Student Ratio	1:90																				
9	% of Diploma students placed through campus interviews in the year 2012-13	-																				
10	% of Post Diploma students placed through campus interviews in the year 2012-13	-																				
11	% of high quality Diploma students (>75% marks) passed out in the year 2012-13	16																				
12	% of high quality postgraduates (>75% marks) passed out in the year 2012-13	Nil																				
13	Number of research publications in Indian refereed journals in the year 2012-13	Nil																				
14	Number of research publications in International refereed journals in the year 2012-13	Nil																				
15	Number of patents obtained in the year 2012-13	Nil																				
16	Number of patents filed in the year 2012-13	Nil																				
17	Number of sponsored research projects completed in the year 2012-13	Nil																				
18	The transition rate of students in percentage from 1 st to 2 nd year during 2012-13: <table border="1" style="width: 100%; border-collapse: collapse;"> <thead> <tr> <th></th> <th style="text-align: center;">Admitted to I Year</th> <th style="text-align: center;">Promoted to II Year</th> <th style="text-align: center;">Percentage</th> </tr> </thead> <tbody> <tr> <td style="text-align: center;">All Students</td> <td style="text-align: center;">16</td> <td style="text-align: center;">12</td> <td style="text-align: center;">75</td> </tr> <tr> <td style="text-align: center;">SC students</td> <td style="text-align: center;">4</td> <td style="text-align: center;">3</td> <td style="text-align: center;">75</td> </tr> <tr> <td style="text-align: center;">ST Students</td> <td style="text-align: center;">-</td> <td style="text-align: center;">-</td> <td style="text-align: center;">-</td> </tr> <tr> <td style="text-align: center;">OBC Students</td> <td style="text-align: center;">12</td> <td style="text-align: center;">9</td> <td style="text-align: center;">75</td> </tr> </tbody> </table>		Admitted to I Year	Promoted to II Year	Percentage	All Students	16	12	75	SC students	4	3	75	ST Students	-	-	-	OBC Students	12	9	75	
	Admitted to I Year	Promoted to II Year	Percentage																			
All Students	16	12	75																			
SC students	4	3	75																			
ST Students	-	-	-																			
OBC Students	12	9	75																			
19	IRG from students' fee and other charges in the year 2012-13 (Rs. in lakhs)	0.64																				
20	IRG from externally funded R&D projects, consultancies in the year 2012-13 (Rs. in lakhs)	-																				
21	Total IRG in the year 2012-13 (Rs. in lakhs)	2.28																				
22	Total annual recurring expenditure of the institution in the year 2012-13 (Rs. in lakhs)	1.39																				

**Name of the Institute: Government Ramnarayan Chellaram
Institute of Commercial Practice, Bangalore**

Sl. No	Parameter	Value																				
1	Total strength of students in all programs and all years of study in the year 2012-13	541																				
2	Total women students in all programs and all years of study in the year 2012-13	405																				
3	Total SC students in all programs and all years of study in the year 2012-13	142																				
4	Total ST students in all programs and all years of study in the year 2012-13	24																				
5	Total OBC students in all programs and all years of study in the year 2012-13	319																				
6	Number of fully functional P-IV and above level computers available for students in the year 2012-13	35																				
7	Total number of text books and reference books available in library for Diploma,	7421																				
8	Teacher Student Ratio	1:20																				
9	% of Diploma students placed through campus interviews in the year 2012-13	10																				
10	% of Post Diploma students placed through campus interviews in the year 2012-13	-																				
11	% of high quality Diploma students (>75% marks) passed out in the year 2012-13	49																				
12	% of high quality postgraduates (>75% marks) passed out in the year 2012-13	Nil																				
13	Number of research publications in Indian refereed journals in the year 2012-13	Nil																				
14	Number of research publications in International refereed journals in the year 2012-13	Nil																				
15	Number of patents obtained in the year 2012-13	Nil																				
16	Number of patents filed in the year 2012-13	Nil																				
17	Number of sponsored research projects completed in the year 2012-13	Nil																				
18	The transition rate of students in percentage from 1 st to 2 nd year during 2012-13: <table border="1" style="width: 100%; border-collapse: collapse;"> <thead> <tr> <th></th> <th style="text-align: center;">Admitted to I Year</th> <th style="text-align: center;">Promoted to II Year</th> <th style="text-align: center;">Percentage</th> </tr> </thead> <tbody> <tr> <td style="text-align: center;">All Students</td> <td style="text-align: center;">180</td> <td style="text-align: center;">160</td> <td style="text-align: center;">80</td> </tr> <tr> <td style="text-align: center;">SC students</td> <td style="text-align: center;">49</td> <td style="text-align: center;">40</td> <td style="text-align: center;">82</td> </tr> <tr> <td style="text-align: center;">ST Students</td> <td style="text-align: center;">9</td> <td style="text-align: center;">7</td> <td style="text-align: center;">78</td> </tr> <tr> <td style="text-align: center;">OBC Students</td> <td style="text-align: center;">117</td> <td style="text-align: center;">105</td> <td style="text-align: center;">90</td> </tr> </tbody> </table>		Admitted to I Year	Promoted to II Year	Percentage	All Students	180	160	80	SC students	49	40	82	ST Students	9	7	78	OBC Students	117	105	90	
	Admitted to I Year	Promoted to II Year	Percentage																			
All Students	180	160	80																			
SC students	49	40	82																			
ST Students	9	7	78																			
OBC Students	117	105	90																			
19	IRG from students' fee and other charges in the year 2012-13 (Rs. in lakhs)	9.10																				
20	IRG from externally funded R&D projects, consultancies in the year 2012-13 (Rs. in lakhs)	-																				
21	Total IRG in the year 2012-13 (Rs. in lakhs)																					
22	Total annual recurring expenditure of the institution in the year 2012-13 (Rs. in lakhs)	2.94																				

**Name of the Institute: Government Residential Polytechnic
for Women, Shimoga**

Sl. No	Parameter	Value																				
1	Total strength of students in all programs and all years of study in the year 2012-13	488																				
2	Total women students in all programs and all years of study in the year 2012-13	488																				
3	Total SC students in all programs and all years of study in the year 2012-13	73																				
4	Total ST students in all programs and all years of study in the year 2012-13	24																				
5	Total OBC students in all programs and all years of study in the year 2012-13	253																				
6	Number of fully functional P-IV and above level computers available for students in the year 2012-13	50																				
7	Total number of text books and reference books available in library for Diploma,	9202																				
8	Teacher Student Ratio	1:20																				
9	% of Diploma students placed through campus interviews in the year 2012-13	5																				
10	% of Post Diploma students placed through campus interviews in the year 2012-13	-																				
11	% of high quality Diploma students (>75% marks) passed out in the year 2012-13	71																				
12	% of high quality postgraduates (>75% marks) passed out in the year 2012-13	Nil																				
13	Number of research publications in Indian refereed journals in the year 2012-13	Nil																				
14	Number of research publications in International refereed journals in the year 2012-13	Nil																				
15	Number of patents obtained in the year 2012-13	Nil																				
16	Number of patents filed in the year 2012-13	Nil																				
17	Number of sponsored research projects completed in the year 2012-13	Nil																				
18	The transition rate of students in percentage from 1 st to 2 nd year during 2012-13: <table border="1" style="width: 100%; border-collapse: collapse;"> <thead> <tr> <th></th> <th style="text-align: center;">Admitted to I Year</th> <th style="text-align: center;">Promoted to II Year</th> <th style="text-align: center;">Percentage</th> </tr> </thead> <tbody> <tr> <td style="text-align: center;">All Students</td> <td style="text-align: center;">185</td> <td style="text-align: center;">172</td> <td style="text-align: center;">93</td> </tr> <tr> <td style="text-align: center;">SC students</td> <td style="text-align: center;">31</td> <td style="text-align: center;">11</td> <td style="text-align: center;">35</td> </tr> <tr> <td style="text-align: center;">ST Students</td> <td style="text-align: center;">11</td> <td style="text-align: center;">6</td> <td style="text-align: center;">55</td> </tr> <tr> <td style="text-align: center;">OBC Students</td> <td style="text-align: center;">129</td> <td style="text-align: center;">70</td> <td style="text-align: center;">54</td> </tr> </tbody> </table>		Admitted to I Year	Promoted to II Year	Percentage	All Students	185	172	93	SC students	31	11	35	ST Students	11	6	55	OBC Students	129	70	54	
	Admitted to I Year	Promoted to II Year	Percentage																			
All Students	185	172	93																			
SC students	31	11	35																			
ST Students	11	6	55																			
OBC Students	129	70	54																			
19	IRG from students' fee and other charges in the year 2012-13 (Rs. in lakhs)	5.43																				
20	IRG from externally funded R&D projects, consultancies in the year 2012-13 (Rs. in lakhs)	1.25																				
21	Total IRG in the year 2012-13 (Rs. in lakhs)	6.68																				
22	Total annual recurring expenditure of the institution in the year 2012-13 (Rs. in lakhs)	74.53																				

**Name of the Institute: Government Women's Polytechnic,
Karkala,**

Sl. No	Parameter	Value																				
1	Total strength of students in all programs and all years of study in the year 2012-13	94																				
2	Total women students in all programs and all years of study in the year 2012-13	94																				
3	Total SC students in all programs and all years of study in the year 2012-13	20																				
4	Total ST students in all programs and all years of study in the year 2012-13	6																				
5	Total OBC students in all programs and all years of study in the year 2012-13	68																				
6	Number of fully functional P-IV and above level computers available for students in the year 2012-13	50																				
7	Total number of text books and reference books available in library for Diploma,	2699																				
8	Teacher Student Ratio	1:3																				
9	% of Diploma students placed through campus interviews in the year 2012-13	1.1																				
10	% of Post Diploma students placed through campus interviews in the year 2012-13	-																				
11	% of high quality Diploma students (>75% marks) passed out in the year 2012-13	16.66																				
12	% of high quality postgraduates (>75% marks) passed out in the year 2012-13	Nil																				
13	Number of research publications in Indian refereed journals in the year 2012-13	Nil																				
14	Number of research publications in International refereed journals in the year 2012-13	Nil																				
15	Number of patents obtained in the year 2012-13	Nil																				
16	Number of patents filed in the year 2012-13	Nil																				
17	Number of sponsored research projects completed in the year 2012-13	Nil																				
18	The transition rate of students in percentage from 1 st to 2 nd year during 2012-13: <table border="1" style="width: 100%; border-collapse: collapse;"> <thead> <tr> <th></th> <th style="text-align: center;">Admitted to I Year</th> <th style="text-align: center;">Promoted to II Year</th> <th style="text-align: center;">Percentage</th> </tr> </thead> <tbody> <tr> <td style="text-align: center;">All Students</td> <td style="text-align: center;">80</td> <td style="text-align: center;">47</td> <td style="text-align: center;">58.75</td> </tr> <tr> <td style="text-align: center;">SC students</td> <td style="text-align: center;">22</td> <td style="text-align: center;">12</td> <td style="text-align: center;">54.54</td> </tr> <tr> <td style="text-align: center;">ST Students</td> <td style="text-align: center;">11</td> <td style="text-align: center;">3</td> <td style="text-align: center;">27.27</td> </tr> <tr> <td style="text-align: center;">OBC Students</td> <td style="text-align: center;">47</td> <td style="text-align: center;">32</td> <td style="text-align: center;">68.08</td> </tr> </tbody> </table>		Admitted to I Year	Promoted to II Year	Percentage	All Students	80	47	58.75	SC students	22	12	54.54	ST Students	11	3	27.27	OBC Students	47	32	68.08	
	Admitted to I Year	Promoted to II Year	Percentage																			
All Students	80	47	58.75																			
SC students	22	12	54.54																			
ST Students	11	3	27.27																			
OBC Students	47	32	68.08																			
19	IRG from students' fee and other charges in the year 2012-13 (Rs. in lakhs)	1.77																				
20	IRG from externally funded R&D projects, consultancies in the year 2012-13 (Rs. in lakhs)	-1.77																				
21	Total IRG in the year 2012-13 (Rs. in lakhs)	0.33																				
22	Total annual recurring expenditure of the institution in the year 2012-13 (Rs. in lakhs)	101.14																				

**Name of the Institute: Government Women's Polytechnic
Mangalore**

Sl. No	Parameter	Value																				
1	Total strength of students in all programs and all years of study in the year 2012-13	456																				
2	Total women students in all programs and all years of study in the year 2012-13	456																				
3	Total SC students in all programs and all years of study in the year 2012-13	38																				
4	Total ST students in all programs and all years of study in the year 2012-13	20																				
5	Total OBC students in all programs and all years of study in the year 2012-13	398																				
6	Number of fully functional P-IV and above level computers available for students in the year 2012-13	119																				
7	Total number of text books and reference books available in library for Diploma,	7793																				
8	Teacher Student Ratio	1:15																				
9	% of Diploma students placed through campus interviews in the year 2012-13	20																				
10	% of Post Diploma students placed through campus interviews in the year 2012-13	50																				
11	% of high quality Diploma students (>75% marks) passed out in the year 2012-13	5																				
12	% of high quality postgraduates (>75% marks) passed out in the year 2012-13	25																				
13	Number of research publications in Indian refereed journals in the year 2012-13	Nil																				
14	Number of research publications in International refereed journals in the year 2012-13	Nil																				
15	Number of patents obtained in the year 2012-13	Nil																				
16	Number of patents filed in the year 2012-13	Nil																				
17	Number of sponsored research projects completed in the year 2012-13	Nil																				
18	The transition rate of students in percentage from 1 st to 2 nd year during 2012-13: <table border="1" style="width: 100%; border-collapse: collapse;"> <thead> <tr> <th></th> <th style="text-align: center;">Admitted to I Year</th> <th style="text-align: center;">Promoted to II Year</th> <th style="text-align: center;">Percentage</th> </tr> </thead> <tbody> <tr> <td style="text-align: center;">All Students</td> <td style="text-align: center;">-</td> <td style="text-align: center;">-</td> <td style="text-align: center;">67</td> </tr> <tr> <td style="text-align: center;">SC students</td> <td style="text-align: center;">-</td> <td style="text-align: center;">-</td> <td style="text-align: center;">48</td> </tr> <tr> <td style="text-align: center;">ST Students</td> <td style="text-align: center;">-</td> <td style="text-align: center;">-</td> <td style="text-align: center;">-</td> </tr> <tr> <td style="text-align: center;">OBC Students</td> <td style="text-align: center;">-</td> <td style="text-align: center;">-</td> <td style="text-align: center;">70</td> </tr> </tbody> </table>		Admitted to I Year	Promoted to II Year	Percentage	All Students	-	-	67	SC students	-	-	48	ST Students	-	-	-	OBC Students	-	-	70	
	Admitted to I Year	Promoted to II Year	Percentage																			
All Students	-	-	67																			
SC students	-	-	48																			
ST Students	-	-	-																			
OBC Students	-	-	70																			
19	IRG from students' fee and other charges in the year 2012-13 (Rs. in lakhs)	1.84																				
20	IRG from externally funded R&D projects, consultancies in the year 2012-13 (Rs. in lakhs)	1.84																				
21	Total IRG in the year 2012-13 (Rs. in lakhs)	1.79																				
22	Total annual recurring expenditure of the institution in the year 2012-13 (Rs. in lakhs)	0.14																				

**Name of the Institute: Karnataka Government Polytechnic,
Mangalore**

Sl. No	Parameter	Value																				
1	Total strength of students in all programs and all years of study in the year 2012-13	1284																				
2	Total women students in all programs and all years of study in the year 2012-13	312																				
3	Total SC students in all programs and all years of study in the year 2012-13	135																				
4	Total ST students in all programs and all years of study in the year 2012-13	49																				
5	Total OBC students in all programs and all years of study in the year 2012-13	480																				
6	Number of fully functional P-IV and above level computers available for students in the year 2012-13	145																				
7	Total number of text books and reference books available in library for Diploma,	24345																				
8	Teacher Student Ratio	1:20																				
9	% of Diploma students placed through campus interviews in the year 2012-13	58.17																				
10	% of Post Diploma students placed through campus interviews in the year 2012-13	-																				
11	% of high quality Diploma students (>75% marks) passed out in the year 2012-13	38.2																				
12	% of high quality postgraduates (>75% marks) passed out in the year 2012-13	Nil																				
13	Number of research publications in Indian refereed journals in the year 2012-13	Nil																				
14	Number of research publications in International refereed journals in the year 2012-13	2																				
15	Number of patents obtained in the year 2012-13	Nil																				
16	Number of patents filed in the year 2012-13	Nil																				
17	Number of sponsored research projects completed in the year 2012-13	Nil																				
18	The transition rate of students in percentage from 1 st to 2 nd year during 2012-13: <table border="1" style="width: 100%; border-collapse: collapse;"> <thead> <tr> <th></th> <th style="text-align: center;">Admitted to I Year</th> <th style="text-align: center;">Promoted to II Year</th> <th style="text-align: center;">Percentage</th> </tr> </thead> <tbody> <tr> <td style="text-align: center;">All Students</td> <td style="text-align: center;">487</td> <td style="text-align: center;">426</td> <td style="text-align: center;">87.47</td> </tr> <tr> <td style="text-align: center;">SC students</td> <td style="text-align: center;">49</td> <td style="text-align: center;">34</td> <td style="text-align: center;">69.38</td> </tr> <tr> <td style="text-align: center;">ST Students</td> <td style="text-align: center;">19</td> <td style="text-align: center;">18</td> <td style="text-align: center;">94.73</td> </tr> <tr> <td style="text-align: center;">OBC Students</td> <td style="text-align: center;">393</td> <td style="text-align: center;">357</td> <td style="text-align: center;">90.83</td> </tr> </tbody> </table>		Admitted to I Year	Promoted to II Year	Percentage	All Students	487	426	87.47	SC students	49	34	69.38	ST Students	19	18	94.73	OBC Students	393	357	90.83	
	Admitted to I Year	Promoted to II Year	Percentage																			
All Students	487	426	87.47																			
SC students	49	34	69.38																			
ST Students	19	18	94.73																			
OBC Students	393	357	90.83																			
19	IRG from students' fee and other charges in the year 2012-13 (Rs. in lakhs)	56.51																				
20	IRG from externally funded R&D projects, consultancies in the year 2012-13 (Rs. in lakhs)	-76.43																				
21	Total IRG in the year 2012-13 (Rs. in lakhs)	132.94																				
22	Total annual recurring expenditure of the institution in the year 2012-13 (Rs. in lakhs)	111.69																				

Name of the Institute: Government School Mines, KGF

Sl. No	Parameter	Value																				
1	Total strength of students in all programs and all years of study in the year 2012-13	351																				
2	Total women students in all programs and all years of study in the year 2012-13	87																				
3	Total SC students in all programs and all years of study in the year 2012-13	51																				
4	Total ST students in all programs and all years of study in the year 2012-13	2																				
5	Total OBC students in all programs and all years of study in the year 2012-13	10																				
6	Number of fully functional P-IV and above level computers available for students in the year 2012-13	60																				
7	Total number of text books and reference books available in library for Diploma,	5953																				
8	Teacher Student Ratio	-																				
9	% of Diploma students placed through campus interviews in the year 2012-13	5																				
10	% of Post Diploma students placed through campus interviews in the year 2012-13	7																				
11	% of high quality Diploma students (>75% marks) passed out in the year 2012-13	6																				
12	% of high quality postgraduates (>75% marks) passed out in the year 2012-13	Nil																				
13	Number of research publications in Indian refereed journals in the year 2012-13	Nil																				
14	Number of research publications in International refereed journals in the year 2012-13	Nil																				
15	Number of patents obtained in the year 2012-13	Nil																				
16	Number of patents filed in the year 2012-13	Nil																				
17	Number of sponsored research projects completed in the year 2012-13	Nil																				
18	<p>The transition rate of students in percentage from 1st to 2nd year during 2012-13:</p> <table border="1" style="width: 100%; border-collapse: collapse;"> <thead> <tr> <th></th> <th style="text-align: center;">Admitted to I Year</th> <th style="text-align: center;">Promoted to II Year</th> <th style="text-align: center;">Percentage</th> </tr> </thead> <tbody> <tr> <td>All Students</td> <td style="text-align: center;">-</td> <td style="text-align: center;">-</td> <td style="text-align: center;">65</td> </tr> <tr> <td>SC students</td> <td style="text-align: center;">-</td> <td style="text-align: center;">-</td> <td style="text-align: center;">60</td> </tr> <tr> <td>ST Students</td> <td style="text-align: center;">-</td> <td style="text-align: center;">-</td> <td style="text-align: center;">-</td> </tr> <tr> <td>OBC Students</td> <td style="text-align: center;">-</td> <td style="text-align: center;">-</td> <td style="text-align: center;">72</td> </tr> </tbody> </table>		Admitted to I Year	Promoted to II Year	Percentage	All Students	-	-	65	SC students	-	-	60	ST Students	-	-	-	OBC Students	-	-	72	
	Admitted to I Year	Promoted to II Year	Percentage																			
All Students	-	-	65																			
SC students	-	-	60																			
ST Students	-	-	-																			
OBC Students	-	-	72																			
19	IRG from students' fee and other charges in the year 2012-13 (Rs. in lakhs)	8.08																				
20	IRG from externally funded R&D projects, consultancies in the year 2012-13 (Rs. in lakhs)	0.20																				
21	Total IRG in the year 2012-13 (Rs. in lakhs)	8.28																				
22	Total annual recurring expenditure of the institution in the year 2012-13 (Rs. in lakhs)	6.95																				

**Name of the Institute: Sri Jayachamarajendra (Govt.)
Polytechnic, Bangalore**

Sl. No	Parameter	Value																				
1	Total strength of students in all programs and all years of study in the year 2012-13	2118																				
2	Total women students in all programs and all years of study in the year 2012-13	627																				
3	Total SC students in all programs and all years of study in the year 2012-13	287																				
4	Total ST students in all programs and all years of study in the year 2012-13	65																				
5	Total OBC students in all programs and all years of study in the year 2012-13	982																				
6	Number of fully functional P-IV and above level computers available for students in the year 2012-13	130																				
7	Total number of text books and reference books available in library for Diploma,	33538																				
8	Teacher Student Ratio	1:21																				
9	% of Diploma students placed through campus interviews in the year 2012-13	331																				
10	% of Post Diploma students placed through campus interviews in the year 2012-13	-																				
11	% of high quality Diploma students (>75% marks) passed out in the year 2012-13	253																				
12	% of high quality postgraduates (>75% marks) passed out in the year 2012-13	Nil																				
13	Number of research publications in Indian refereed journals in the year 2012-13	Nil																				
14	Number of research publications in International refereed journals in the year 2012-13	Nil																				
15	Number of patents obtained in the year 2012-13	Nil																				
16	Number of patents filed in the year 2012-13	Nil																				
17	Number of sponsored research projects completed in the year 2012-13	Nil																				
18	The transition rate of students in percentage from 1 st to 2 nd year during 2012-13: <table border="1" style="width: 100%; border-collapse: collapse;"> <thead> <tr> <th></th> <th style="text-align: center;">Admitted to I Year</th> <th style="text-align: center;">Promoted to II Year</th> <th style="text-align: center;">Percentage</th> </tr> </thead> <tbody> <tr> <td style="text-align: center;">All Students</td> <td style="text-align: center;">790</td> <td style="text-align: center;">592</td> <td style="text-align: center;">74.93</td> </tr> <tr> <td style="text-align: center;">SC students</td> <td style="text-align: center;">156</td> <td style="text-align: center;">96</td> <td style="text-align: center;">61.53</td> </tr> <tr> <td style="text-align: center;">ST Students</td> <td style="text-align: center;">40</td> <td style="text-align: center;">24</td> <td style="text-align: center;">60.00</td> </tr> <tr> <td style="text-align: center;">OBC Students</td> <td style="text-align: center;">539</td> <td style="text-align: center;">383</td> <td style="text-align: center;">71.05</td> </tr> </tbody> </table>		Admitted to I Year	Promoted to II Year	Percentage	All Students	790	592	74.93	SC students	156	96	61.53	ST Students	40	24	60.00	OBC Students	539	383	71.05	
	Admitted to I Year	Promoted to II Year	Percentage																			
All Students	790	592	74.93																			
SC students	156	96	61.53																			
ST Students	40	24	60.00																			
OBC Students	539	383	71.05																			
19	IRG from students' fee and other charges in the year 2012-13 (Rs. in lakhs)	31.54																				
20	IRG from externally funded R&D projects, consultancies in the year 2012-13 (Rs. in lakhs)	-																				
21	Total IRG in the year 2012-13 (Rs. in lakhs)	2.16																				
22	Total annual recurring expenditure of the institution in the year 2012-13 (Rs. in lakhs)	19.86																				

Name of the Institute: VISSJ Govt. Polytechnic, Bhadravathi

Sl. No	Parameter	Value																				
1	Total strength of students in all programs and all years of study in the year 2012-13	747																				
2	Total women students in all programs and all years of study in the year 2012-13	202																				
3	Total SC students in all programs and all years of study in the year 2012-13	152																				
4	Total ST students in all programs and all years of study in the year 2012-13	34																				
5	Total OBC students in all programs and all years of study in the year 2012-13	469																				
6	Number of fully functional P-IV and above level computers available for students in the year 2012-13	69																				
7	Total number of text books and reference books available in library for Diploma,	20200																				
8	Teacher Student Ratio	1:20																				
9	% of Diploma students placed through campus interviews in the year 2012-13	52.5																				
10	% of Post Diploma students placed through campus interviews in the year 2012-13	-																				
11	% of high quality Diploma students (>75% marks) passed out in the year 2012-13	23.44																				
12	% of high quality postgraduates (>75% marks) passed out in the year 2012-13	Nil																				
13	Number of research publications in Indian refereed journals in the year 2012-13	1																				
14	Number of research publications in International refereed journals in the year 2012-13	4																				
15	Number of patents obtained in the year 2012-13	Nil																				
16	Number of patents filed in the year 2012-13	Nil																				
17	Number of sponsored research projects completed in the year 2012-13	Nil																				
18	<p>The transition rate of students in percentage from 1st to 2nd year during 2012-13:</p> <table border="1" style="width: 100%; border-collapse: collapse;"> <thead> <tr> <th></th> <th style="text-align: center;">Admitted to I Year</th> <th style="text-align: center;">Promoted to II Year</th> <th style="text-align: center;">Percentage</th> </tr> </thead> <tbody> <tr> <td style="text-align: center;">All Students</td> <td style="text-align: center;">251</td> <td style="text-align: center;">214</td> <td style="text-align: center;">85.2</td> </tr> <tr> <td style="text-align: center;">SC students</td> <td style="text-align: center;">51</td> <td style="text-align: center;">29</td> <td style="text-align: center;">56.8</td> </tr> <tr> <td style="text-align: center;">ST Students</td> <td style="text-align: center;">15</td> <td style="text-align: center;">10</td> <td style="text-align: center;">66.67</td> </tr> <tr> <td style="text-align: center;">OBC Students</td> <td style="text-align: center;">166</td> <td style="text-align: center;">148</td> <td style="text-align: center;">89.15</td> </tr> </tbody> </table>		Admitted to I Year	Promoted to II Year	Percentage	All Students	251	214	85.2	SC students	51	29	56.8	ST Students	15	10	66.67	OBC Students	166	148	89.15	
	Admitted to I Year	Promoted to II Year	Percentage																			
All Students	251	214	85.2																			
SC students	51	29	56.8																			
ST Students	15	10	66.67																			
OBC Students	166	148	89.15																			
19	IRG from students' fee and other charges in the year 2012-13 (Rs. in lakhs)	19.95																				
20	IRG from externally funded R&D projects, consultancies in the year 2012-13 (Rs. in lakhs)	2.91																				
21	Total IRG in the year 2012-13 (Rs. in lakhs)	22.86																				
22	Total annual recurring expenditure of the institution in the year 2012-13 (Rs. in lakhs)	370.01																				

**Name of the Institute: Government Women's Polytechnic,
Hassan**

Sl. No	Parameter	Value																				
1	Total strength of students in all programs and all years of study in the year 2012-13	384																				
2	Total women students in all programs and all years of study in the year 2012-13	384																				
3	Total SC students in all programs and all years of study in the year 2012-13	58																				
4	Total ST students in all programs and all years of study in the year 2012-13	5																				
5	Total OBC students in all programs and all years of study in the year 2012-13	261																				
6	Number of fully functional P-IV and above level computers available for students in the year 2012-13	34																				
7	Total number of text books and reference books available in library for Diploma,	7623																				
8	Teacher Student Ratio	1:29																				
9	% of Diploma students placed through campus interviews in the year 2012-13	17																				
10	% of Post Diploma students placed through campus interviews in the year 2012-13	----- --																				
11	% of high quality Diploma students (>75% marks) passed out in the year 2012-13	42																				
12	% of high quality postgraduates (>75% marks) passed out in the year 2012-13	Nil																				
13	Number of research publications in Indian refereed journals in the year 2012-13	Nil																				
14	Number of research publications in International refereed journals in the year 2012-13	Nil																				
15	Number of patents obtained in the year 2012-13	Nil																				
16	Number of patents filed in the year 2012-13	Nil																				
17	Number of sponsored research projects completed in the year 2012-13	Nil																				
18	The transition rate of students in percentage from 1 st to 2 nd year during 2012-13: <table border="1" style="width: 100%; border-collapse: collapse;"> <thead> <tr> <th></th> <th style="text-align: center;">Admitted to I Year</th> <th style="text-align: center;">Promoted to II Year</th> <th style="text-align: center;">Percentage</th> </tr> </thead> <tbody> <tr> <td style="text-align: center;">All Students</td> <td style="text-align: center;">129</td> <td style="text-align: center;">106</td> <td style="text-align: center;">82.17</td> </tr> <tr> <td style="text-align: center;">SC students</td> <td style="text-align: center;">23</td> <td style="text-align: center;">15</td> <td style="text-align: center;">65.21</td> </tr> <tr> <td style="text-align: center;">ST Students</td> <td style="text-align: center;">5</td> <td style="text-align: center;">2</td> <td style="text-align: center;">40.00</td> </tr> <tr> <td style="text-align: center;">OBC Students</td> <td style="text-align: center;">105</td> <td style="text-align: center;">82</td> <td style="text-align: center;">78.09</td> </tr> </tbody> </table>		Admitted to I Year	Promoted to II Year	Percentage	All Students	129	106	82.17	SC students	23	15	65.21	ST Students	5	2	40.00	OBC Students	105	82	78.09	
	Admitted to I Year	Promoted to II Year	Percentage																			
All Students	129	106	82.17																			
SC students	23	15	65.21																			
ST Students	5	2	40.00																			
OBC Students	105	82	78.09																			
19	IRG from students' fee and other charges in the year 2012-13 (Rs. in lakhs)	5.52																				
20	IRG from externally funded R&D projects, consultancies in the year 2012-13 (Rs. in lakhs)	-																				
21	Total IRG in the year 2012-13 (Rs. in lakhs)	5.52																				
22	Total annual recurring expenditure of the institution in the year 2012-13 (Rs. in lakhs)	122.84																				

Govt. Engineering College, Ramnagar

Sl. No	Parameter	Value								
1	Total strength of students in all programs and all years of study in the year 2012-13	987								
2	Total women students in all programs and all years of study in the year 2012-13	324								
3	Total SC students in all programs and all years of study in the year 2012-13	120								
4	Total ST students in all programs and all years of study in the year 2012-13	30								
5	Total OBC students in all programs and all years of study in the year 2012-13	347								
6	Number of fully functional P-IV and above level computers available for students in the year 2012-13	60								
7	Total number of text books and reference books available in library for UG and PG.	5236								
8	Teacher Student Ratio	1:18								
9	% of UG students placed through campus interviews in the year 2012-13	1								
10	% of PG students placed through campus interviews in the year 2012-13	NA								
11	% of high quality UGs (>75%marks) passed out in the year 2012-13	60.56								
12	% of high quality PGs (>75% marks) passed out in the year 2012-13	NA								
13	Number of research publications in Indian refereed journals in the year 2012-13	4								
14	Number of research publications in International refereed journals in the year 2012-13	10								
15	Number of patents obtained in the year 2012-13	Nil								
16	Number of patents filed in the year 2012-13	Nil								
17	Number of sponsored research projects completed in the year 2012-13	Nil								
18	The transition rate of students in percentage from 1 st to 2 nd year during 2012-13: <table border="1" style="margin-left: auto; margin-right: auto;"> <thead> <tr> <th></th> <th style="text-align: center;">Percentage</th> </tr> </thead> <tbody> <tr> <td style="text-align: center;">All Students</td> <td style="text-align: center;">90</td> </tr> <tr> <td style="text-align: center;">SC students</td> <td style="text-align: center;">75</td> </tr> <tr> <td style="text-align: center;">ST Students</td> <td style="text-align: center;">65</td> </tr> </tbody> </table>		Percentage	All Students	90	SC students	75	ST Students	65	
	Percentage									
All Students	90									
SC students	75									
ST Students	65									
19	IRG from students' fee and other charges in the year 2012-13 (Rs. in lakhs)	-								
20	IRG from externally funded R&D projects, consultancies in the year 2012-13 (Rs. in lakhs)	-								
21	Total IRG in the year 2012-13 (Rs. in lakhs)	-								
22	Total annual recurring expenditure of the institution in the year 2012-13 (Rs. in lakhs)	260								

Govt. Engineering College, Haveri

Sl. No	Parameter	Value								
1	Total strength of students in all programs and all years of study in the year 2012-13	999								
2	Total women students in all programs and all years of study in the year 2012-13	360								
3	Total SC students in all programs and all years of study in the year 2012-13	85								
4	Total ST students in all programs and all years of study in the year 2012-13	29								
5	Total OBC students in all programs and all years of study in the year 2012-13	884								
6	Number of fully functional P-IV and above level computers available for students in the year 2012-13	130								
7	Total number of text books and reference books available in library for UG and PG.	7877								
8	Teacher Student Ratio	1:16								
9	% of UG students placed through campus interviews in the year 2012-13	1								
10	% of PG students placed through campus interviews in the year 2012-13	NA								
11	% of high quality UGs (>75%marks) passed out in the year 2012-13	23								
12	% of high quality PGs (>75% marks) passed out in the year 2012-13	78								
13	Number of research publications in Indian refereed journals in the year 2012-13	8								
14	Number of research publications in International refereed journals in the year 2012-13	27								
15	Number of patents obtained in the year 2012-13	Nil								
16	Number of patents filed in the year 2012-13	Nil								
17	Number of sponsored research projects completed in the year 2012-13	6								
18	The transition rate of students in percentage from 1 st to 2 nd year during 2012-13: <table border="1" style="margin-left: auto; margin-right: auto;"> <thead> <tr> <th></th> <th style="text-align: center;">Percentage</th> </tr> </thead> <tbody> <tr> <td style="text-align: center;">All Students</td> <td style="text-align: center;">74</td> </tr> <tr> <td style="text-align: center;">SC students</td> <td style="text-align: center;">37</td> </tr> <tr> <td style="text-align: center;">ST Students</td> <td style="text-align: center;">33</td> </tr> </tbody> </table>		Percentage	All Students	74	SC students	37	ST Students	33	
	Percentage									
All Students	74									
SC students	37									
ST Students	33									
19	IRG from students' fee and other charges in the year 2012-13 (Rs. in lakhs)	27.00								
20	IRG from externally funded R&D projects, consultancies in the year 2012-13 (Rs. in lakhs)	25.00								
21	Total IRG in the year 2012-13 (Rs. in lakhs)	52.00								
22	Total annual recurring expenditure of the institution in the year 2012-13 (Rs. in lakhs)	450.00								

Govt. Engineering College, Chamrajanagar

Sl. No	Parameter	Value								
1	Total strength of students in all programs and all years of study in the year 2012-13	943								
2	Total women students in all programs and all years of study in the year 2012-13	351								
3	Total SC students in all programs and all years of study in the year 2012-13	173								
4	Total ST students in all programs and all years of study in the year 2012-13	44								
5	Total OBC students in all programs and all years of study in the year 2012-13	518								
6	Number of fully functional P-IV and above level computers available for students in the year 2012-13	116								
7	Total number of text books and reference books available in library for UG and PG.	7147								
8	Teacher Student Ratio	1:15								
9	% of UG students placed through campus interviews in the year 2012-13	Nil								
10	% of PG students placed through campus interviews in the year 2012-13	NA								
11	% of high quality UGs (>75%marks) passed out in the year 2012-13	33								
12	% of high quality PGs (>75% marks) passed out in the year 2012-13	Na								
13	Number of research publications in Indian refereed journals in the year 2012-13	6								
14	Number of research publications in International refereed journals in the year 2012-13	5								
15	Number of patents obtained in the year 2012-13	Nil								
16	Number of patents filed in the year 2012-13	Nil								
17	Number of sponsored research projects completed in the year 2012-13	1								
18	The transition rate of students in percentage from 1 st to 2 nd year during 2012-13: <table border="1" style="margin-left: auto; margin-right: auto;"> <thead> <tr> <th></th> <th style="text-align: center;">Percentage</th> </tr> </thead> <tbody> <tr> <td style="text-align: center;">All Students</td> <td style="text-align: center;">90</td> </tr> <tr> <td style="text-align: center;">SC students</td> <td style="text-align: center;">92</td> </tr> <tr> <td style="text-align: center;">ST Students</td> <td style="text-align: center;">94</td> </tr> </tbody> </table>		Percentage	All Students	90	SC students	92	ST Students	94	
	Percentage									
All Students	90									
SC students	92									
ST Students	94									
19	IRG from students' fee and other charges in the year 2012-13 (Rs. in lakhs)	2.16								
20	IRG from externally funded R&D projects, consultancies in the year 2012-13 (Rs. in lakhs)	5.26								
21	Total IRG in the year 2012-13 (Rs. in lakhs)	7.42								
22	Total annual recurring expenditure of the institution in the year 2012-13 (Rs. in lakhs)	310.95								

Govt. Engineering College, Hassan

Sl. No	Parameter	Value								
1	Total strength of students in all programs and all years of study in the year 2012-13	1097								
2	Total women students in all programs and all years of study in the year 2012-13	467								
3	Total SC students in all programs and all years of study in the year 2012-13	136								
4	Total ST students in all programs and all years of study in the year 2012-13	29								
5	Total OBC students in all programs and all years of study in the year 2012-13	341								
6	Number of fully functional P-IV and above level computers available for students in the year 2012-13	131								
7	Total number of text books and reference books available in library for UG and PG.	7216								
8	Teacher Student Ratio	1:18								
9	% of UG students placed through campus interviews in the year 2012-13	4								
10	% of PG students placed through campus interviews in the year 2012-13	NA								
11	% of high quality UGs (>75%marks) passed out in the year 2012-13	40								
12	% of high quality PGs (>75% marks) passed out in the year 2012-13	0								
13	Number of research publications in Indian refereed journals in the year 2012-13	0								
14	Number of research publications in International refereed journals in the year 2012-13	6								
15	Number of patents obtained in the year 2012-13	0								
16	Number of patents filed in the year 2012-13	0								
17	Number of sponsored research projects completed in the year 2012-13	4								
18	<p>The transition rate of students in percentage from 1st to 2nd year during 2012-13:</p> <table border="1" style="margin-left: auto; margin-right: auto;"> <thead> <tr> <th></th> <th style="text-align: center;">Percentage</th> </tr> </thead> <tbody> <tr> <td style="text-align: center;">All Students</td> <td style="text-align: center;">100</td> </tr> <tr> <td style="text-align: center;">SC students</td> <td style="text-align: center;">100</td> </tr> <tr> <td style="text-align: center;">ST Students</td> <td style="text-align: center;">100</td> </tr> </tbody> </table>		Percentage	All Students	100	SC students	100	ST Students	100	
	Percentage									
All Students	100									
SC students	100									
ST Students	100									
19	IRG from students' fee and other charges in the year 2012-13 (Rs. in lakhs)	164.55								
20	IRG from externally funded R&D projects, consultancies in the year 2012-13 (Rs. in lakhs)	35.4								
21	Total IRG in the year 2012-13 (Rs. in lakhs)	199.95								
22	Total annual recurring expenditure of the institution in the year 2012-13 (Rs. in lakhs)	217.09								

Govt. Engineering College, Huvinahadagali

Sl. No	Parameter	Value								
1	Total strength of students in all programs and all years of study in the year 2012-13	678								
2	Total women students in all programs and all years of study in the year 2012-13	162								
3	Total SC students in all programs and all years of study in the year 2012-13	66								
4	Total ST students in all programs and all years of study in the year 2012-13	47								
5	Total OBC students in all programs and all years of study in the year 2012-13	549								
6	Number of fully functional P-IV and above level computers available for students in the year 2012-13	127								
7	Total number of text books and reference books available in library for UG and PG.	5653								
8	Teacher Student Ratio	1:22								
9	% of UG students placed through campus interviews in the year 2012-13	1								
10	% of PG students placed through campus interviews in the year 2012-13	NA								
11	% of high quality UGs (>75%marks) passed out in the year 2012-13	30.9								
12	% of high quality PGs (>75% marks) passed out in the year 2012-13	NA								
13	Number of research publications in Indian refereed journals in the year 2012-13	Nil								
14	Number of research publications in International refereed journals in the year 2012-13	6								
15	Number of patents obtained in the year 2012-13	Nil								
16	Number of patents filed in the year 2012-13	Nil								
17	Number of sponsored research projects completed in the year 2012-13	Nil								
18	<p>The transition rate of students in percentage from 1st to 2nd year during 2012-13:</p> <table border="1" style="margin-left: auto; margin-right: auto;"> <thead> <tr> <th></th> <th style="text-align: center;">Percentage</th> </tr> </thead> <tbody> <tr> <td style="text-align: center;">All Students</td> <td style="text-align: center;">90</td> </tr> <tr> <td style="text-align: center;">SC students</td> <td style="text-align: center;">75</td> </tr> <tr> <td style="text-align: center;">ST Students</td> <td style="text-align: center;">65</td> </tr> </tbody> </table>		Percentage	All Students	90	SC students	75	ST Students	65	
	Percentage									
All Students	90									
SC students	75									
ST Students	65									
19	IRG from students' fee and other charges in the year 2012-13 (Rs. in lakhs)	Nil								
20	IRG from externally funded R&D projects, consultancies in the year 2012-13 (Rs. in lakhs)	Nil								
21	Total IRG in the year 2012-13 (Rs. in lakhs)	Nil								
22	Total annual recurring expenditure of the institution in the year 2012-13 (Rs. in lakhs)	226.00								

Govt. Engineering College, Karwar

Sl. No	Parameter	Value										
1	Total strength of students in all programs and all years of study in the year 2012-13	614										
2	Total women students in all programs and all years of study in the year 2012-13	159										
3	Total SC students in all programs and all years of study in the year 2012-13	60										
4	Total ST students in all programs and all years of study in the year 2012-13	33										
5	Total OBC students in all programs and all years of study in the year 2012-13	431										
6	Number of fully functional P-IV and above level computers available for students in the year 2012-13	30										
7	Total number of text books and reference books available in library for UG and PG.	3100										
8	Teacher Student Ratio	1:22										
9	% of UG students placed through campus interviews in the year 2012-13	10										
10	% of PG students placed through campus interviews in the year 2012-13	NA										
11	% of high quality UGs (>75%marks) passed out in the year 2012-13	85										
12	% of high quality PGs (>75% marks) passed out in the year 2012-13	NA										
13	Number of research publications in Indian refereed journals in the year 2012-13	10										
14	Number of research publications in International refereed journals in the year 2012-13	10										
15	Number of patents obtained in the year 2012-13	Nil										
16	Number of patents filed in the year 2012-13	Nil										
17	Number of sponsored research projects completed in the year 2012-13	Nil										
18	<p>The transition rate of students in percentage from 1st to 2nd year during 2012-13:</p> <table border="1" style="margin-left: auto; margin-right: auto;"> <thead> <tr> <th></th> <th style="text-align: center;">Percentage</th> </tr> </thead> <tbody> <tr> <td style="text-align: center;">All Students</td> <td style="text-align: center;">95</td> </tr> <tr> <td style="text-align: center;">SC students</td> <td style="text-align: center;">70</td> </tr> <tr> <td style="text-align: center;">ST Students</td> <td style="text-align: center;">65</td> </tr> <tr> <td style="text-align: center;">OBC Students</td> <td style="text-align: center;">80</td> </tr> </tbody> </table>		Percentage	All Students	95	SC students	70	ST Students	65	OBC Students	80	
	Percentage											
All Students	95											
SC students	70											
ST Students	65											
OBC Students	80											
19	IRG from students' fee and other charges in the year 2012-13 (Rs. in lakhs)	8.81										
20	IRG from externally funded R&D projects, consultancies in the year 2012-13 (Rs. in lakhs)	Nil										
21	Total IRG in the year 2012-13 (Rs. in lakhs)	8.81										
22	Total annual recurring expenditure of the institution in the year 2012-13 (Rs. in lakhs)	60.69										

Govt. Engineering College, Kushalnagar

Sl. No	Parameter	Value										
1	Total strength of students in all programs and all years of study in the year 2012-13	961										
2	Total women students in all programs and all years of study in the year 2012-13	346										
3	Total SC students in all programs and all years of study in the year 2012-13	63										
4	Total ST students in all programs and all years of study in the year 2012-13	24										
5	Total OBC students in all programs and all years of study in the year 2012-13	689										
6	Number of fully functional P-IV and above level computers available for students in the year 2012-13	133										
7	Total number of text books and reference books available in library for UG and PG.	6172										
8	Teacher Student Ratio	1:22										
9	% of UG students placed through campus interviews in the year 2012-13	4										
10	% of PG students placed through campus interviews in the year 2012-13	NA										
11	% of high quality UGs (>75%marks) passed out in the year 2012-13	40										
12	% of high quality PGs (>75% marks) passed out in the year 2012-13	Nil										
13	Number of research publications in Indian refereed journals in the year 2012-13	10										
14	Number of research publications in International refereed journals in the year 2012-13	10										
15	Number of patents obtained in the year 2012-13	Nil										
16	Number of patents filed in the year 2012-13	Nil										
17	Number of sponsored research projects completed in the year 2012-13	Nil										
18	<p>The transition rate of students in percentage from 1st to 2nd year during 2012-13:</p> <table border="1" style="margin-left: auto; margin-right: auto;"> <thead> <tr> <th></th> <th style="text-align: center;">Percentage</th> </tr> </thead> <tbody> <tr> <td style="text-align: center;">All Students</td> <td style="text-align: center;">90</td> </tr> <tr> <td style="text-align: center;">SC students</td> <td style="text-align: center;">70</td> </tr> <tr> <td style="text-align: center;">ST Students</td> <td style="text-align: center;">80</td> </tr> <tr> <td style="text-align: center;">OBC Students</td> <td style="text-align: center;">85</td> </tr> </tbody> </table>		Percentage	All Students	90	SC students	70	ST Students	80	OBC Students	85	
	Percentage											
All Students	90											
SC students	70											
ST Students	80											
OBC Students	85											
19	IRG from students' fee and other charges in the year 2012-13 (Rs. in lakhs)	60										
20	IRG from externally funded R&D projects, consultancies in the year 2012-13 (Rs. in lakhs)	10										
21	Total IRG in the year 2012-13 (Rs. in lakhs)	70										
22	Total annual recurring expenditure of the institution in the year 2012-13 (Rs. in lakhs)	113										

Govt. Engineering College, Raichur

Sl. No	Parameter	Value																				
1	Total strength of students in all programs and all years of study in the year 2012-13	828																				
2	Total women students in all programs and all years of study in the year 2012-13	71																				
3	Total SC students in all programs and all years of study in the year 2012-13	22																				
4	Total ST students in all programs and all years of study in the year 2012-13	18																				
5	Total OBC students in all programs and all years of study in the year 2012-13	249																				
6	Number of fully functional P-IV and above level computers available for students in the year 2012-13	127																				
7	Total number of text books and reference books available in library for UG and PG.	3147																				
8	Teacher Student Ratio	1:18																				
9	% of UG students placed through campus interviews in the year 2012-13	NA																				
10	% of PG students placed through campus interviews in the year 2012-13	NA																				
11	% of high quality UGs (>75%marks) passed out in the year 2012-13	25																				
12	% of high quality PGs (>75% marks) passed out in the year 2012-13	-																				
13	Number of research publications in Indian refereed journals in the year 2012-13	-																				
14	Number of research publications in International refereed journals in the year 2012-13	-																				
15	Number of patents obtained in the year 2012-13	-																				
16	Number of patents filed in the year 2012-13	-																				
17	Number of sponsored research projects completed in the year 2012-13	-																				
18	<p>The transition rate of students in percentage from 1st to 2nd year during 2012-13:</p> <table border="1" style="width: 100%; border-collapse: collapse;"> <thead> <tr> <th></th> <th style="text-align: center;">Admitted to I Year</th> <th style="text-align: center;">Promoted to II Year</th> <th style="text-align: center;">Percentage</th> </tr> </thead> <tbody> <tr> <td style="text-align: center;">All Students</td> <td style="text-align: center;">140</td> <td style="text-align: center;">98</td> <td style="text-align: center;">70.0</td> </tr> <tr> <td style="text-align: center;">SC students</td> <td style="text-align: center;">13</td> <td style="text-align: center;">8</td> <td style="text-align: center;">61.5</td> </tr> <tr> <td style="text-align: center;">ST Students</td> <td style="text-align: center;">8</td> <td style="text-align: center;">6</td> <td style="text-align: center;">75.0</td> </tr> <tr> <td style="text-align: center;">OBC Students</td> <td style="text-align: center;">119</td> <td style="text-align: center;">84</td> <td style="text-align: center;">70.6</td> </tr> </tbody> </table>		Admitted to I Year	Promoted to II Year	Percentage	All Students	140	98	70.0	SC students	13	8	61.5	ST Students	8	6	75.0	OBC Students	119	84	70.6	
	Admitted to I Year	Promoted to II Year	Percentage																			
All Students	140	98	70.0																			
SC students	13	8	61.5																			
ST Students	8	6	75.0																			
OBC Students	119	84	70.6																			
19	IRG from students' fee and other charges in the year 2012-13 (Rs. in lakhs)	18.59																				
20	IRG from externally funded R&D projects, consultancies in the year 2012-13 (Rs. in lakhs)	-																				
21	Total IRG in the year 2012-13 (Rs. in lakhs)	18.59																				
22	Total annual recurring expenditure of the institution in the year 2012-13 (Rs. in lakhs)	-																				

Govt. Sri Krishnarajendra Silver Jubilee Technological Institute (SKSJTI), Bangalore

Sl. No	Parameter	Value										
1	Total strength of students in all programs and all years of study in the year 2012-13	1005										
2	Total women students in all programs and all years of study in the year 2012-13	423										
3	Total SC students in all programs and all years of study in the year 2012-13	125										
4	Total ST students in all programs and all years of study in the year 2012-13	24										
5	Total OBC students in all programs and all years of study in the year 2012-13	523										
6	Number of fully functional P-IV and above level computers available for students in the year 2012-13	80										
7	Total number of text books and reference books available in library for UG and PG.	19444										
8	Teacher Student Ratio	1:22										
9	% of UG students placed through campus interviews in the year 2012-13	20										
10	% of PG students placed through campus interviews in the year 2012-13	Nil										
11	% of high quality UGs (>75%marks) passed out in the year 2012-13	42										
12	% of high quality PGs (>75% marks) passed out in the year 2012-13	58										
13	Number of research publications in Indian refereed journals in the year 2012-13	20										
14	Number of research publications in International refereed journals in the year 2012-13	25										
15	Number of patents obtained in the year 2012-13	Nil										
16	Number of patents filed in the year 2012-13	Nil										
17	Number of sponsored research projects completed in the year 2012-13	Nil										
18	The transition rate of students in percentage from 1 st to 2 nd year during 2012-13: <table border="1" style="margin-left: auto; margin-right: auto;"> <thead> <tr> <th></th> <th style="text-align: center;">Percentage</th> </tr> </thead> <tbody> <tr> <td>All Students</td> <td style="text-align: center;">87.4</td> </tr> <tr> <td>SC students</td> <td style="text-align: center;">94.1</td> </tr> <tr> <td>ST Students</td> <td style="text-align: center;">60.0</td> </tr> <tr> <td>OBC Students</td> <td style="text-align: center;">63.7</td> </tr> </tbody> </table>		Percentage	All Students	87.4	SC students	94.1	ST Students	60.0	OBC Students	63.7	
	Percentage											
All Students	87.4											
SC students	94.1											
ST Students	60.0											
OBC Students	63.7											
19	IRG from students' fee and other charges in the year 2012-13 (Rs. in lakhs)	80										
20	IRG from externally funded R&D projects, consultancies in the year 2012-13 (Rs. in lakhs)	0.78										
21	Total IRG in the year 2012-13 (Rs. in lakhs)	80.78										
22	Total annual recurring expenditure of the institution in the year 2012-13 (Rs. in lakhs)	9.08										

Govt. Engineering College, K R PET

Sl. No	Parameter	Value								
1	Total strength of students in all programs and all years of study in the year 2012-13	1055								
2	Total women students in all programs and all years of study in the year 2012-13	401								
3	Total SC students in all programs and all years of study in the year 2012-13	112								
4	Total ST students in all programs and all years of study in the year 2012-13	30								
5	Total OBC students in all programs and all years of study in the year 2012-13	864								
6	Number of fully functional P-IV and above level computers available for students in the year 2012-13	100								
7	Total number of text books and reference books available in library for UG and PG.	6730								
8	Teacher Student Ratio	1:17								
9	% of UG students placed through campus interviews in the year 2012-13	Nil								
10	% of PG students placed through campus interviews in the year 2012-13	NA								
11	% of high quality UGs (>75%marks) passed out in the year 2012-13	34								
12	% of high quality PGs (>75% marks) passed out in the year 2012-13	NA								
13	Number of research publications in Indian refereed journals in the year 2012-13	1								
14	Number of research publications in International refereed journals in the year 2012-13	5								
15	Number of patents obtained in the year 2012-13	Nil								
16	Number of patents filed in the year 2012-13	Nil								
17	Number of sponsored research projects completed in the year 2012-13	Nil								
18	The transition rate of students in percentage from 1 st to 2 nd year during 2012-13: <table border="1" style="margin-left: auto; margin-right: auto;"> <thead> <tr> <th></th> <th style="text-align: center;">Percentage</th> </tr> </thead> <tbody> <tr> <td style="text-align: center;">All Students</td> <td style="text-align: center;">97.20</td> </tr> <tr> <td style="text-align: center;">SC students</td> <td style="text-align: center;">100.00</td> </tr> <tr> <td style="text-align: center;">ST Students</td> <td style="text-align: center;">100.00</td> </tr> </tbody> </table>		Percentage	All Students	97.20	SC students	100.00	ST Students	100.00	
	Percentage									
All Students	97.20									
SC students	100.00									
ST Students	100.00									
19	IRG from students' fee and other charges in the year 2012-13 (Rs. in lakhs)	8.50								
20	IRG from externally funded R&D projects, consultancies in the year 2012-13 (Rs. in lakhs)	Nil								
21	Total IRG in the year 2012-13 (Rs. in lakhs)	8.50								
22	Total annual recurring expenditure of the institution in the year 2012-13 (Rs. in lakhs)	75.37								

University Visvesvaraya College of Engineering (UVCE), Bangalore

Sl. No	Parameter	Value										
1	Total strength of students in all programs and all years of study in the year 2012-13	4144										
2	Total women students in all programs and all years of study in the year 2012-13	1382										
3	Total SC students in all programs and all years of study in the year 2012-13	824										
4	Total ST students in all programs and all years of study in the year 2012-13	131										
5	Total OBC students in all programs and all years of study in the year 2012-13	2436										
6	Number of fully functional P-IV and above level computers available for students in the year 2012-13	526										
7	Total number of text books and reference books available in library for UG and PG.	127257										
8	Teacher Student Ratio	1:18										
9	% of UG students placed through campus interviews in the year 2012-13	80.5										
10	% of PG students placed through campus interviews in the year 2012-13	35.7										
11	% of high quality UGs (>75%marks) passed out in the year 2012-13	42.64										
12	% of high quality PGs (>75% marks) passed out in the year 2012-13	87.43										
13	Number of research publications in Indian refereed journals in the year 2012-13	85										
14	Number of research publications in International refereed journals in the year 2012-13	371										
15	Number of patents obtained in the year 2012-13	Nil										
16	Number of patents filed in the year 2012-13	Nil										
17	Number of sponsored research projects completed in the year 2012-13	12										
18	The transition rate of students in percentage from 1 st to 2 nd year during 2012-13: <table border="1" style="margin-left: auto; margin-right: auto;"> <thead> <tr> <th></th> <th style="text-align: center;">Percentage</th> </tr> </thead> <tbody> <tr> <td>All Students</td> <td style="text-align: center;">86.3</td> </tr> <tr> <td>SC students</td> <td style="text-align: center;">81.2</td> </tr> <tr> <td>ST Students</td> <td style="text-align: center;">79.8</td> </tr> <tr> <td>OBC Students</td> <td style="text-align: center;">85.6</td> </tr> </tbody> </table>		Percentage	All Students	86.3	SC students	81.2	ST Students	79.8	OBC Students	85.6	
	Percentage											
All Students	86.3											
SC students	81.2											
ST Students	79.8											
OBC Students	85.6											
19	IRG from students' fee and other charges in the year 2012-13 (Rs. in lakhs)	141										
20	IRG from externally funded R&D projects, consultancies in the year 2012-13 (Rs. in lakhs)	193										
21	Total IRG in the year 2012-13 (Rs. in lakhs)	334										
22	Total annual recurring expenditure of the institution in the year 2012-13 (Rs. in lakhs)	1049										

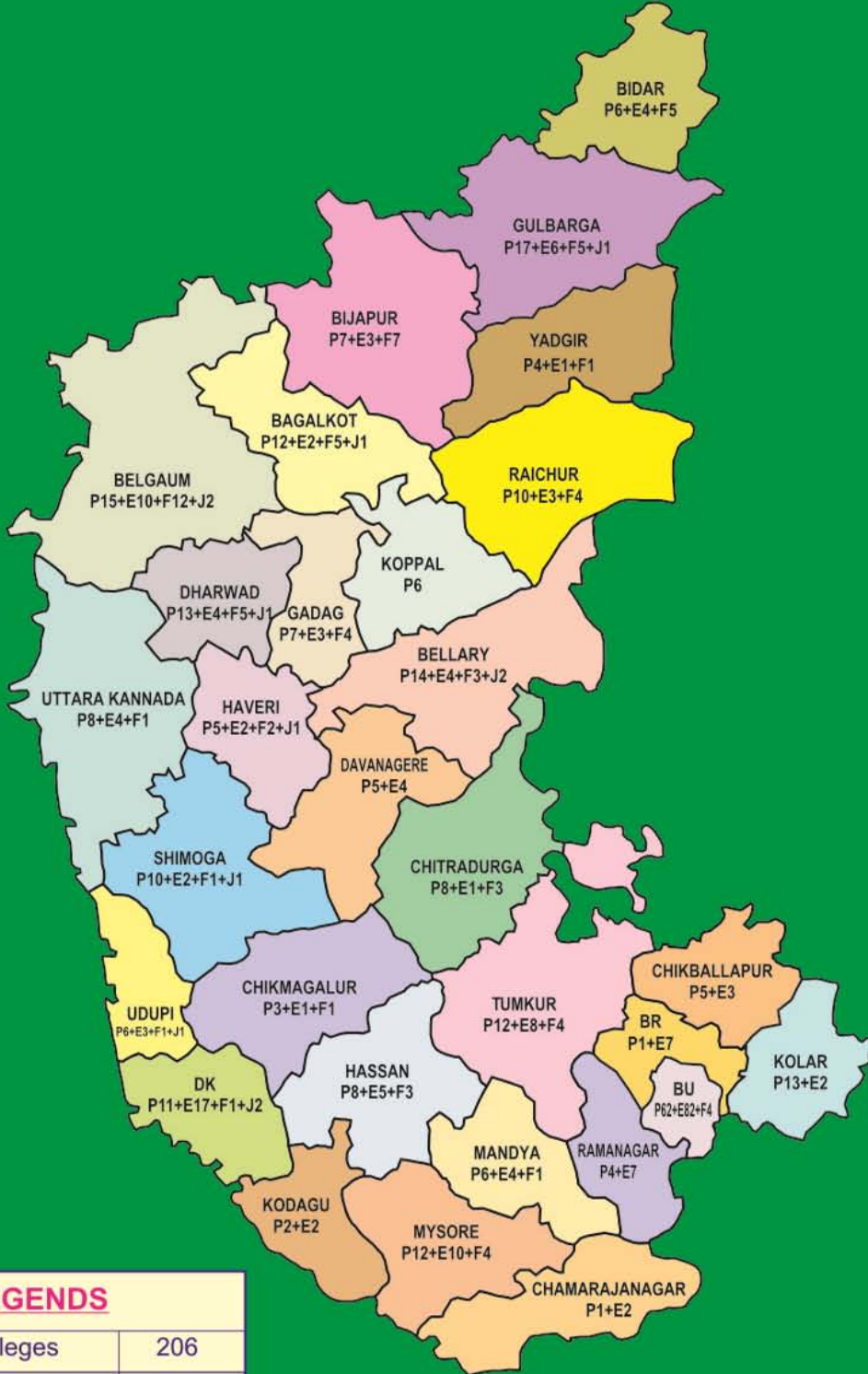
University Brahmappa Devendrappa Tavanappanavar College of Engineering (UBDTCE), Davangere

Sl. No	Parameter	Value										
1	Total strength of students in all programs and all years of study in the year 2012-13	2109										
2	Total women students in all programs and all years of study in the year 2012-13	766										
3	Total SC students in all programs and all years of study in the year 2012-13	251										
4	Total ST students in all programs and all years of study in the year 2012-13	95										
5	Total OBC students in all programs and all years of study in the year 2012-13	1352										
6	Number of fully functional P-IV and above level computers available for students in the year 2012-13	875										
7	Total number of text books and reference books available in library for UG and PG.	73996										
8	Teacher Student Ratio	1:15										
9	% of UG students placed through campus interviews in the year 2012-13	0.07										
10	% of PG students placed through campus interviews in the year 2012-13	Nil										
11	% of high quality UGs (>75%marks) passed out in the year 2012-13	82.2										
12	% of high quality PGs (>75% marks) passed out in the year 2012-13	78										
13	Number of research publications in Indian refereed journals in the year 2012-13	196										
14	Number of research publications in International refereed journals in the year 2012-13	108										
15	Number of patents obtained in the year 2012-13	Nil										
16	Number of patents filed in the year 2012-13	Nil										
17	Number of sponsored research projects completed in the year 2012-13	2										
18	<p>The transition rate of students in percentage from 1st to 2nd year during 2012-13:</p> <table border="1" style="margin-left: auto; margin-right: auto;"> <thead> <tr> <th></th> <th style="text-align: center;">Percentage</th> </tr> </thead> <tbody> <tr> <td>All Students</td> <td style="text-align: center;">82.2</td> </tr> <tr> <td>SC students</td> <td style="text-align: center;">73</td> </tr> <tr> <td>ST Students</td> <td style="text-align: center;">18</td> </tr> <tr> <td>OBC Students</td> <td style="text-align: center;">-</td> </tr> </tbody> </table>		Percentage	All Students	82.2	SC students	73	ST Students	18	OBC Students	-	
	Percentage											
All Students	82.2											
SC students	73											
ST Students	18											
OBC Students	-											
19	IRG from students' fee and other charges in the year 2012-13 (Rs. in lakhs)	600.23										
20	IRG from externally funded R&D projects, consultancies in the year 2012-13 (Rs. in lakhs)	19.50										
21	Total IRG in the year 2012-13 (Rs. in lakhs)	619.73										
22	Total annual recurring expenditure of the institution in the year 2012-13 (Rs. in lakhs)	1141.5										

* * * *

ಕರ್ನಾಟಕ ರಾಜ್ಯದಲ್ಲಿನ ಜಿಲ್ಲಾವಾರು ತಾಂತ್ರಿಕ ಸಂಸ್ಥೆಗಳು ೨೦೧೩-೧೪

District-wise no. of technical institutes in Karnataka 2013-14



LEGENDS

E	Engg. Colleges	206
P	Polytechnics	293
J	Jr. Tech. Schools	12
F	Fine Arts Colleges	77
Total Institutes		588

ತಾಂತ್ರಿಕ ಶಿಕ್ಷಣ ನಿರ್ದೇಶನಾಲಯ

Directorate of Technical Education