



Economic Review 2016-17

Dr. Asish Banerjee



MINISTER - IN - CHARGE
Deptt. of Planning,
Statistics & Programme Monitoring
Govt. of West Bengal
Joint Administrative Building,
Block HC - 7, 5th Floor, South Wing
Sector - III, Salt Lake City, Kolkata - 700 106

Preface

The Economic Review 2016-17, highlights the contour of the major developments in various social sectors including inclusive growth of the state economy. This publication is prepared mainly from the information received through different departments, local bodies, autonomous bodies and associated government agencies.

The growth trajectory of the state economy has witnessed a new high in recent years after decade's mismanagement in the previous era. This government of "Ma-Mati-Manush" has launched special ambitious schemes for strengthening the economy, handling poverty and promoting sustainable and equitable growth. The implementation of these policies under the impervious, bold and decisive leadership and management of the Hon'ble Chief Minister, Smt. Mamata Banerjee has made the growth a reality. Despite several challenges and economic constraints, government has broadened the ambit of facilities in the state. Considerable changes have been observed in the sectors like industry, health, education, transport, tourism, agriculture, irrigation, sports etc. Indeed, Bengal has not only become the new destinations of industries, education, cultures, sports etc. but also has become the symbol of good governance. Transparency in governance, addressing the issues of the vulnerable, implementation of e-governance, providing benefits to all within existing development discourses have made the state a safe place for purpose living. Economic Review would provide an insight into the advancements that have taken place in the recent years.

I would like to put on record my sincere appreciation to all the departments and related agencies for their cooperation in preparing the documents. I also thank the officers and staff of my department and directorate for their passionate efforts to bring out the publication in time.

Asish Banerjee

Dr. Asish Banerjee

Contents

		Page No.
	Major Achievements	i - viii
Chapter 1	State Economy	1 - 32
	<i>Planning, Statistics and Programme Monitoring</i>	3
	<i>Finance</i>	27
Chapter 2	Agriculture and Allied Activities	33 - 92
	<i>Agriculture</i>	35
	<i>Land & Land Reforms and Refugee Relief & Rehabilitation</i>	57
	<i>Agricultural Marketing</i>	67
	<i>Food Processing Industries and Horticulture</i>	71
	<i>Animal Resources Development</i>	81
	<i>Fisheries</i>	87
Chapter 3	Basic Amenities	93 - 133
	<i>Public Health Engineering</i>	95
	<i>Public Works</i>	102
	<i>Transport</i>	109
	<i>Housing</i>	114
	<i>Power and Non-Conventional Energy Sources</i>	124
Chapter 4	Food Security	135 - 147
	<i>Food and Supplies</i>	137
	<i>Consumer Affairs</i>	141
Chapter 5	Education	149 - 194
	<i>School Education</i>	151
	<i>Madrasah Education</i>	166
	<i>Higher Education, Science & Technology and Biotechnology</i>	171
	<i>Technical Education, Training and Skill Development</i>	188
	<i>Mass Education Extension and Library Services</i>	191
Chapter 6	Emergency Services	195 - 207
	<i>Disaster Management and Civil Defence</i>	197
	<i>Fire and Emergency Services</i>	204
Chapter 7	Health Facilities	209 - 217
	<i>Health and Family Welfare</i>	211

Chapter 8	Industrial Development and Entrepreneurship	219 - 253
	<i>Large Industries & Enterprises</i>	221
	<i>Micro, Small & Medium Enterprises and Textiles</i>	226
	<i>Labour</i>	238
	<i>Tourism</i>	246
Chapter 9	Information , Technology and Promotion	255 - 265
	<i>Information and Cultural Affairs</i>	257
	<i>Information Technology and Electronics</i>	261
Chapter 10	Promotion and Protection of Nature	267 - 281
	<i>Environment</i>	269
	<i>Forest</i>	274
Chapter 11	Rural Credit and Co-operation	283 - 294
	<i>Co-operation</i>	285
	<i>Self Help Group and Self Employment</i>	291
Chapter 12	Rural Development	295 - 324
	<i>Panchayat and Rural Development</i>	297
	<i>North Bengal Development</i>	308
	<i>Paschimanchal Unnayan Affairs</i>	314
	<i>Sundarban Affairs</i>	319
Chapter 13	Social Welfare	325 - 349
	<i>Women & Child Development and Social Welfare</i>	327
	<i>Backward Classes Welfare</i>	341
	<i>Minority Affairs</i>	346
Chapter 14	Urban Development	351 - 370
	<i>Urban Development and Municipal Affairs</i>	353
Chapter 15	Water Resources Management	371 - 386
	<i>Irrigation and Waterways</i>	373
	<i>Water Resources Investigation and Development</i>	378
Chapter 16	Youth Affairs	387 - 396
	<i>Youth Services and Sports</i>	389



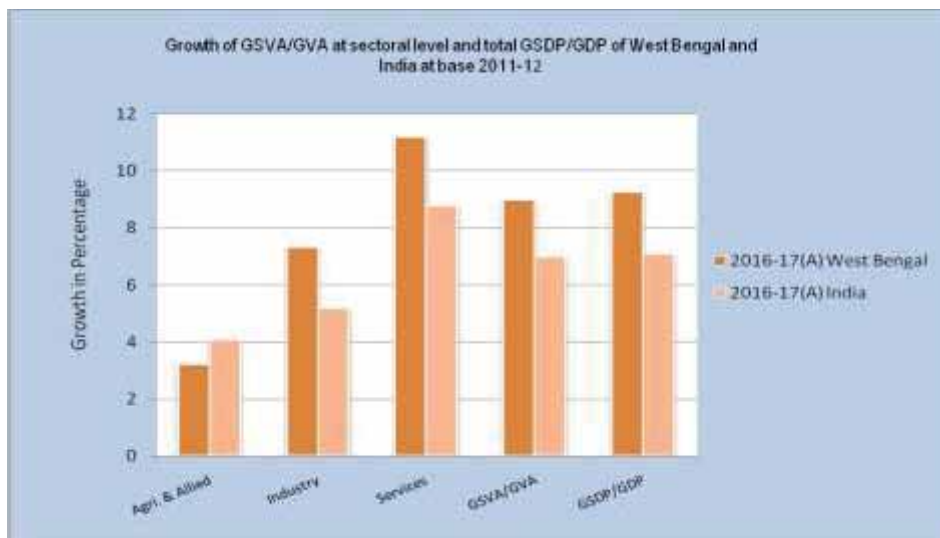
Major Achievements

Major Achievements

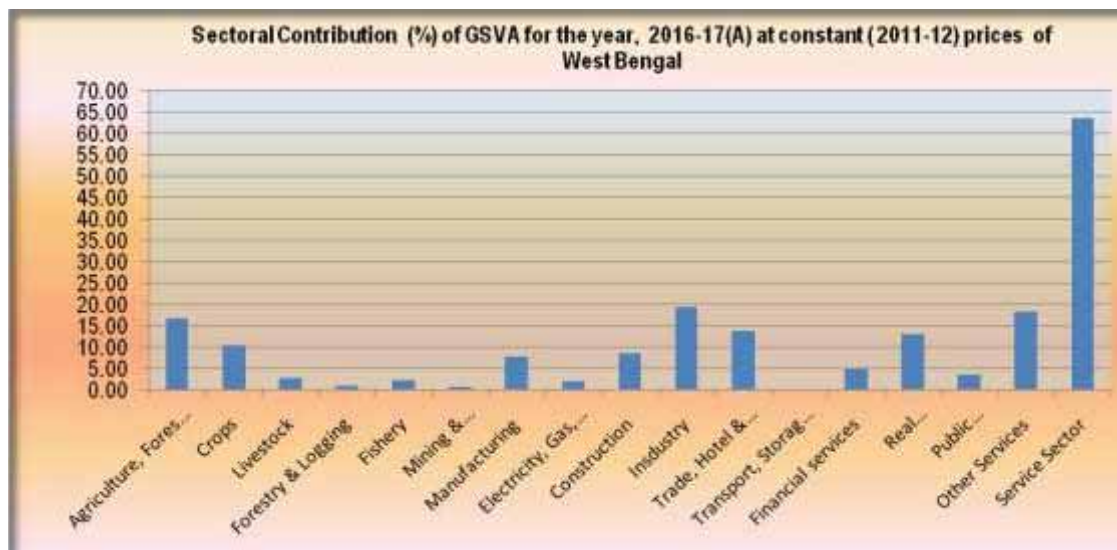
- The State is experiencing a buoyant growth creating a climate of economic optimism and increased inflow of investments along with enhanced employment opportunity.
- The momentum of development which the State is witnessing is best reflected through the GSDP growth statistics. The growth of GSDP (Gross State Domestic Product) for West Bengal rose from 14.54% in 2012-13 to 19.19% in 2015-16 at current prices and 5.61% in 2012-13 to 12.15% in 2015-16 at constant prices at base 2011-12.
- GSDP (Advance estimate) for the year 2016-17 at current and constant prices are expected to grow at 15.50% and 9.27% respectively.
- It is evident that the State is well with high growth trajectory path in every sphere of its economy

Annual Growth of GSVA/GVA at Sectoral level and total GSDP/GDP of West Bengal and India at Constant (2011-12) Price		
Sectors	West Bengal	India
	2016-17(A)	2016-17(A)
Agriculture and Allied	3.23	4.1
Industry	7.24	5.2
Services	11.19	8.8
Total GSVA/GVA	8.99	7.0
Total GSDP/GDP	9.27	7.1

*A: Advance Estimate, Agriculture and Allied : Agriculture, Forestry & Fishery
All India growths are taken from Press Release of CSO, MoSPI on 6th January, 2017.*



- Sector wise growth of GSVA at constant price, 2011-12 of West Bengal shows the highest growth in Service sector. Other services (Education , Health etc.); Trade, Hotel & Restaurant and Real Estate, Ownership of Dwellings & Professional Services contributing vast employment are of great importance as evident from the sectoral contribution of GSVA.



- Further in view of another aspects of broad economic consideration, GSVA for Primary, Secondary, and Tertiary sectors for the year 2016-17 at constant price are expected to grow at 1.94%, 8.82%, and 11.19% respectively.
- At constant price, the estimate of Net State Domestic Product (*NSDP*) i.e Real State Income for the year, 2016-17(A) stands at Rs. 831043.34 crore with 9.41 per cent increase over previous year's estimate indicating the robustness of the state economy.
- The State Advance estimate of Per Capita income for the year, 2016-17(A) stands at Rs.120599 at current prices and Rs 86127 in terms of 2011-12 prices which are above the National estimates. Per capita income at constant prices is estimated to record a 8.32% increase in case of West Bengal as against 5.6% for the nation as a whole for the year 2016-17(A).



- Great achievement of Government has been observed in controlling fiscal parameters, viz., State's Revenue Deficit as percentage of GSDP from 3.75% to 0.97%, Fiscal Deficit as percentage of GSDP from 4.24% to 2.22% and Debt to GSDP ratio from 40.65% to 32.58% during the period 2010-11 to 2015-16.
- Industrial growth rate (*GSDP*) of 7.24% for the State has been above the all India growth rate of 5.2% during the year 2016-17. The Index of Industrial Production (*IIP*), at base 2004-05 has registered a growth of 4.8% during the period, April to September'2016 in West Bengal in contrast to the All India IIP registering a negative growth rate as elaborated below.

Year	MINING		MANUFACTURING		ELECTRICITY		GENERAL	
	All India	West Bengal	All India	West Bengal	All India	West Bengal	All India	West Bengal
2016-17 (April to September, 2016)	0.0	-3.2	-0.7	3.5	5.1	14.1	-0.1	4.8

- Employment generation schemes and initiatives have received major boost in recent years. Large number of employment involving different skill sets has been generated through various income generating schemes and general developmental activities as well as through the multiplier effect of general economic development.
- The Government has given major thrust to industrial development through different financial, technological, infrastructural and social policies and programmes which in turn leads to investment friendly environment in this State. As a result, investment in various industrial projects implemented and under implementation has shown tremendous improvement in the State.

- For setting up of large scale industrial units in West Bengal, Online Single Window Clearance System (*OSWICS*) under “Ease of Doing Business” has already been developed in this State.
- Necessary amendments in West Bengal Municipal Acts on simplification of procedure for Ease of Doing Business have been made for issuance of Trade License indicating uniform rate for all types of trades.
- Implementations of e- governance in Government sector has reached a new height that has added to the transparency initiative of the Government.
- The 3rd Bengal Global Business Summit, 2017 underlying the theme of “Come to Bengal, Ride the Growth”, has been concluded with an announcement of Rs. 2.35 lakh crore worth of investment proposals in different sectors.
- To boost employment generation, MSME&T has been given the highest priority status where different policies & schemes have been initiated by the Government for development of infrastructure, financial and technological support to entrepreneur.
- Through setting up of cluster Development, Private Industrial Parks, Textile Parks, Karma Tirtha, Haats & Craft Hubs, providing Skilled Development Training Programme to artisan , creating One Stop Statutory Portal and Single Application Gateway (*SAG*), MSME Facilitation Centre (*MFC*), Unique Clearance Centre (*UCC*) and mobile based App for help desk to entrepreneur, Government tries to generate necessary infrastructure for industrial development under MSME&T.
- “**Tanti Sathi**” launched in July, 2015 for providing new/modified pit looms to weavers of the State who have either no looms or have old/dilapidated pit looms for higher productivity, quality production with more wages for their sustained employment. Till December 2016, around 67,000 looms & accessories have been supplied to handloom /khadi weavers.
- Indian Institute of Handloom Technology (*IHT*) has been set up at ITI campus, Fulia, Nadia for conducting three year Diploma course in Handloom and Textile Technology for overall up-gradation of technology of Handloom sector of West Bengal.
- Government has implemented the Scheme, “**Old age pension to artisans and weavers**” for providing pension to the eligible artisans and weavers @ Rs. 1000/- per month.
- Robust support system of Government to provide industry friendly environment in West Bengal by setting up of
 1. Technology Facilitation Centre (*TFC*) to provide single window for information on latest Technology
 2. Mostly Finance Clinic to address the challenge of access to adequate and timely credit faced by the MSMEs
 3. West Bengal MSME Venture Capital Fund to provide equity support to potential and innovative small and medium enterprises

4. MSME Finance Portal working as Web Market Place for strengthening the network between entrepreneur investors on one hand and professional experts on the other.
- All these endeavours of the Government will give impetus to the aim of making the state, West Bengal, as one of the top 'Start Up' destinations in India by 2021.
 - Full support to Start Ups has been given in this State by setting up of State Resource Centre with 23 Accelerators and Entrepreneurship Development Centre Network (*EDCM*) involving colleges and professional institutions to attract talented youth.
 - In the financial year, 2016-17 (up to November, 2016), there has been **no loss of man days due to strike** which is one of the preconditions for industrial development.
 - The Labour Department has published the rates of revised minimum wages. The rates of minimum wages for unskilled workers are Rs. 7,345 and Rs. 6,634 in two implementing Zones as on 1st July, 2016.
 - Government of West Bengal was conferred " Krishi Karman Award" by the Government of India 4 years in a row from 2011-12 to 2014-15 for outstanding production of pulses, total food grains, coarse cereals and oilseeds respectively in the state.
 - A new initiative has been taken under the venture " Sufala" by the department of Cooperation, to ensure the farmers for getting remunerative price on their yields and also to make the produces available to the urban consumers at reasonable price. Target for opening 100 numbers of mobile 'Sufala' outlets has been taken for the year 2017-18.
 - As **infrastructural development measure**, check dams on minor rivulets and streams under '**Jalotirtha**' since 2015-16 have been taken up in Purulia, Bankura district in the current financial year. So far, 87 check dams have been completed in Purulia. Further 18 numbers (11 in Purulia and 7 in Bankura) have been planned for execution in 2016-17 & 2017-18. .
 - Apart from large scale reconstruction of weak and unstable Sundarban embankments, large scale improvement of embankments and desiltation of drainage channels have been taken up in traditional flood affected areas of Kaliaghai Sub-basin in Purba & Paschim Medinipur, Kandi area in Murshidabad, trans Damodar area in Howrah, Icchamati Sub-basin in North 24-Parganas, Tolly's Nullah Sub-basin in South 24-Parganas and also in Kolkata outfall system comprising Bagjola Khal, Keshtopur-Bhangorekata Khal, SWF-DWF Channel etc. 3 major pump houses, one each at Keorapukur, Chowbhaga and Akra (Monikhali outfall) with installed capacity of 2,850 cusec have been commissioned to facilitate drainage in Kolkata Municipal and adjoining areas under the "Flood Management Programme.
 - The Hon'ble Chief Minister of West Bengal comes up with a handful holistic social benefit scheme in terms of "Direct Transfer Benefits" for the people of the state which ultimately creates "**Feel Good**" atmosphere for this state.

- Most important one is “**Khadya Sathi**”, almost 7.96 crore persons of this state have been covered under this subsidized food grain scheme.
- Under **Antodaya Anna Yojana (AAY)** special emphasis is given on all workers and non-workers of tea-garden areas and 23 LWE affected blocks and one Municipality of four Jangal Mahal districts and seven blocks of Birbhum district, unwilling farmers of Singur, Aila affected families, persons of primitive tribes .
- **Kanniyasree Prakalpa**, the conditional cash transfer scheme initiated by the Government of West Bengal since 2013 has been effectively fulfilling the twin targets of promoting secondary education among the adolescent girls and delaying their age of marriage simultaneously. The growth trajectory in the number of beneficiaries enrolled under this scheme over the years has been of paramount importance in determining the future sustainability of our society’s comprehensive development. Ample recognition all over the world has brought about a transformational change – not only in terms of mindset of the people of our society, but also it changes the qualitative composition of the State in real terms.
- **Sabuj Sathi**, an environment friendly direct beneficiary oriented scheme for students, has been launched by the State Government for distribution of bicycles to the students to encourage them for higher education.
- “**Sikshashree**” was introduced in the year 2014-15 and by this scheme Annual Scholarship is being provided to the eligible SC Students of classes V to VIII through their Bank Accounts.
- **Sabujshree**, a new scheme has been started by the Forest Department to provide a sapling of high economic value to every new born in the State which may be used for the child’s education expenses when the tree gets matured.
- “**Yuvashree**” was launched by the Hon’ble C.M. with an aim to support the first one lakh unemployed youth enrolled in Employment Bank to enhance their employability by undergoing some Skill Development Training or to add on any educational / professional qualification for which Rs.1500/- per beneficiary is provided as a support grant to the unemployed youth.
- The State Government has undertaken an important initiative, “**Samajsathi**”, a Personal Accident Insurance Scheme for Self Help Group members of the State. Moreover, to create and maintain Sustainable Livelihood of Self Help Group members so as to eradicate their poverty, a project named ‘**Muktidhara**’ has been launched.
- In another social security scheme, **State Assisted Scheme of Provident Fund for Unorganised Workers (SASPFUM)**, **Samajik Mukti Card (SMC)** have been issued to workers under unorganised sector to enable their easy access to the benefits.
- Municipal Affairs Department has taken a special drive to expedite construction of “**Nijo Griha**” for the urban poor belonging to the Economically Weaker Section of the society.

- Under "Gitanjali Housing Scheme", total number of 1,94,811 houses have been constructed till the financial year, 2015-16 for those whose monthly income is Rs. 6000 or below. In 2016-17, construction of further 80,000 houses is going on.
- Innumerable number of schemes is coming up with health benefits to majority of population of this State among which "Free Treatment for all" and "**Swasthya Sathi**" are remarkable. "**Swasthya Sathi**" is a Group Health Protection Scheme formally inaugurated by the Hon'ble Chief Minister on 30th December, 2016.
- Treatment policy of Government offering "Zero out of Pocket Expenditure to all" has been taken by withdrawing all kinds of user charges for all sorts of investigations, medicine and beds from all Government facilities.
- On 30th December, 2016, the Hon'ble Chief Minister of West Bengal, announced cashless health benefit scheme through use of 64 KB chip enabled smartcard with an objective to maximum beneficiaries of the people of state where nearly 45 lakh households covering 3 crore of population will be benefitted from this scheme.
- Announcement of 7 "Health District" at Nandigram, Jhargram, Bisnupur, Rampurhat, Diamond Harbour, Basirhat and Asansol has been made to cater needs of the remotest population of the state at zero cost.
- 3 Waiting Huts in remote areas of Sunderbans (Gosaba RH, Patharpratima RH and Sandeshkhali RH) have been set up for pregnant mother to overcome the challenges of providing safe motherhood which also give further boost to institutional delivery actually leading to reduce IMR and MMR.
- As on 20th December, 2016, 61 Sick New Born Care Units (*SNCU*) are functioning in the state with 1990 functional beds for rendering specialised new born care support to reduce infant mortality.
- 112 numbers of Fair Price Medicine Shops are functioning in this State and Fair Price Diagnostic Centres and Dialysis Services have been set up at 46 State Run Facilities in PPP mode to provide free diagnostic Services at affordable cost to the poor and vulnerable section of the society.
- An Important step has been adopted by the Consumer Affairs Department by opening 840 Consumer Clubs in schools and colleges in all districts functioning as the torch-bearer of consumer awareness and protection under the slogan "**Catch them Young**".
- A remarkable achievement under Nirmal Bangla Abhiyan, all Municipal towns of 4 Districts, namely, Nadia, North 24 Parganas, Hoogly and Purba Medinipur have been declared "Open Defecation Free" towns.
- Special thrust has been given to the educational sector through several significant policy decisions. Literacy level and educational attainment have improved in the state. Special attention has been given to school education. Steps have also been taken in the field of Higher education, Technical education, etc.

- The Government is committed to provide the minority communities in the State better access to education, skill development, employment, social security, housing, healthcare etc. Keeping the vision in mind to ensure their equitable and proper development, the new Government has worked continuously over the last two years to achieve a number of significant milestones and has launched a number of new schemes and projects that will have a major contribution towards improvement of overall quality of life.
- A new scheme namely “**Somobyathi**” has been introduced to provide financial support to the bereaved family residing in ULBs of the State for performing rites and rituals of the deceased and other incidental expenses at the time of cremation / burial within the State of West Bengal. A scheme “**Baitarani**” has been undertaken to renovate the cremation ghat of the Hindus.

The Schemes mentioned above are by no means exhaustive and have been indicated to provide a glimpse of some of the recent initiatives of the State. The status of various projects and Schemes under implementation has been detailed in the following chapters of the Review.



Chapter 1

State Economy

*Planning, Statistics and Programme Monitoring
Finance*

Planning, Statistics and Programme Monitoring

Planning

1.1 Introduction

The Planning wing under Department of Planning, Statistics & Programme Monitoring is responsible for the formulation of the State's Annual Plans and the Five year Plans in consultation with the different Departments of the Government. The Department also facilitates the preparation of the District Plans by respective District Planning Committees, implementation of which is reviewed periodically with the Departments and the District Authorities. The Department also handles all matters relating to the constitution and functioning of the State Public Policy and Planning Board (erstwhile State Planning Board) and District Planning Committees.

1.2 Current Mandate

Presently the Planning wing formulates Annual Plan and Five-year Plans under the guidance of State Public Policy & Planning Board and with consultation with other Departments of the State Government. The Department is the nodal Department at the State level for Member of Parliament Local Area Development Scheme (*MPLADS*). It also looks after the State Schemes like Bidhayak Elaka Unnayan Prakaalpa (*BEUP*) and Jangal Mahal Action Plan (*JAP*), Natural Resource Data Management System (*NRDMS*) Centres, which are functional in almost all the Districts of West Bengal.

The main objective of these programmes is to give impetus to schemes relating to poverty alleviation, food security, employment generation, housing, education, family welfare and health, access to clean drinking water and sanitation, protection of the environment and other schemes having a bearing on the quality of life or especially in the rural areas. The issues relating to the State Public Policy and Planning Board (*SPPPB*) are handled by the Planning wing.

1.3 Funding

Finance Department provides fund through Budget under Plan Head for the activities relating to the development of the State. State Plan has two parts, viz., Core Plan and Scheme specific Plan. Budget Estimate under Plan Head during the Financial Year 2011-12 to 2016-17 is shown in the table below:

Table No.1.1
Year-wise Budget Estimate, Revised Estimate and Actual Expenditure

(Rs.in lakh)

Sl.No.	Financial	Budget Estimate (BE)	Revised Estimate (RE)	Actual	% of expenditure	% of expenditure
	Year			Expenditure	w.r.t. BE	w.r.t. RE
(a)	(b)	(c)	(d)	(e)	(f)	(g)
1	2011-12	40150.00	33608.00	29709.00	74.00	88.40
2	2012-13	21500.00	29195.67	24318.37	113.11	83.29
3	2013-14	25700.00	27700.00	23398.31	91.04	84.47
4	2014-15	27700.00	27700.00	25652.02	92.61	92.61
5	2015-16	28100.00	31295.56	30664.21	109.13	97.98
6	2016-17	30954.00	31454.00	21851.94	70.59	69.47
	TOTAL	174104.00	180953.23	155593.84	89.37	85.99

Source: Budget Publications and IFMS (for RE & Actual Expenditure 2015-16, 2016-17)

Note: i) Revised Estimate for 2015-16 reflects the withdrawal of central fund (IAP) of Rs. 90 crore and inclusion of Rs. 110 crore from State budget for development of Jangal Mahal Action Plan (JAP).

ii) JAP budget for 2016-17 has been enhanced to Rs. 115 crore

iii) Actual expenditure for 2016-17 is taken as on 25.01.2017.

It is evident from the above table that during the financial year from 2011-12 to 2016-17, total budget provision under plan head was about Rs. 174104 lakh. Financial achievement has been evaluated for the last five years following restructuring of the department in 2012. During last five years (2012-13 to 2016-17) average annual expenditure has been Rs. 25176.97 lakh against annual budgetary provision of Rs.26790.80 lakh which was later revised to an annual average of Rs. 29469.05 lakh. On an average the percentage of expenditure with respect to BE and RE during this reference period are 93.97 per cent and 85.44 per cent respectively.

1.4 Plan Exercise

With the emergence of *NITI Aayog* in 2015 as a think tank and advisory body with no plan fund allocation responsibility, State Plans do no longer need Aayog's endorsement. The States now have the space to tailor-made their plans as per their own set priorities and frame action plan accordingly, to address their

regional and local needs that can be crystallized in the form of credible decentralized District plans in contrast to earlier top down approach.

As per direction of Hon'ble Chief Minister of West Bengal, the work of preparing a Vision - Mission Statement and Long and Short term Perspective Plan of all the Departments, has been started. This document will serve as a road map for future action as well as provide continuity with the present activities of the Departments. Having prepared the same, Vision & Mission statements and other documents of different departments will be integrated together to develop long term vision for the state and a roadmap to achieve it.

The United Nation has also finalized an internationally accepted framework for Sustainable Development Goals (SDG) - Vision 2030, which has been ratified by India. The Vision Document of West Bengal will amalgamate the UN SDGs within the overarching ambit of the state's development aspirations. This department is coordinating the process of preparation.

1.5 State Public Policy and Planning Board

The State Planning Board was reconstituted as State Public Policy and Planning Board (*SPPPB*) vide Resolution No. 68/DP/JS(AB)/SPB/IS-8/99 (Pt.-I) dated, Kolkata, the 21st September, 2016 published in Kolkata Gazette No. WB(Part-I)/2016/SAR-389 to function as the Policy 'think-tank' of the State Government and to provide broad policy direction and inputs while designing the strategic and long term policies and programmes for the development of the State. The Hon'ble Chief Minister is the Chairperson of the Board and the Hon'ble MIC, Finance Dept. & Dept. of Large Industries and Enterprises, is the Vice Chairperson of the Board. At present *SPPPB* has 17 members. Additional Chief Secretary / Principal Secretary / Secretary of the Dept. of Planning, Statistics & Programme Monitoring will act as the Member-Secretary of the *SPPPB*.

The role and functions of the Board shall be-

- I. Preparation of Vision, Mission and Long & Short Term Perspective Plan for the State and districts.
- II. Collection of primary and secondary data and preparation of sectoral position papers.
- III. Review and evaluation of the progress of implementation of the policies and programmes including documentation and dissemination of internal and external best practices and recommendation of such adjustments and measures as the review may indicate for more effective and efficient implementation.
- IV. Providing knowledge and innovation support to the departments/districts including dissemination of knowledge and innovation through online / offline methods to various stakeholders, specially Govt. and local body functionaries.
- V. Developing measurable parameters and indices across sectors, in consultation with the departments and also developing a system for inculcating healthy competition across districts by devising a methodology of ranking the districts on these parameters.
- VI. Convergence and de-duplication among schemes being implemented by different departments.

1.6 Jungle Mahal Action Plan (JAP)

In the recent restructuring of Centrally Sponsored Scheme (CSS) and Central Assistance carried out by Government of India under 14th Finance Commission, Central support has been withdrawn from the Scheme named *Additional Central Assistance for LWE Blocks*. Given the positional impact of the project in the LWE affected districts, the Scheme has been brought under the State sector with funding from the State Budget. Further, the Scheme has been expanded to Birbhum as some part of the district is also affected by LWE. The Scheme has been renamed as “Jungle Mahal Action Plan” (JAP)”. For the Financial Year 2016-17, a sum of Rs. 115 crore have been allotted, out of which Rs. 55 crore has been released.

1.7 The Member of Parliament Local Area Development Scheme (MPLADS)

As the Nodal agency the planning wing monitors the effective implementation of the *MPLADS* programme, under which every single Member of Parliament can recommend development schemes in his/her respective constituency for up to Rs 5 crore every year. The funds are provided by the Ministry of Statistics & Programme Implementation, Govt of India, directly to the District Authorities and the Kolkata Municipal Corporation. Monitoring, in the form of Third-Party Inspections and regular field visits by the officials, is carried out to ensure that the implementation of the programme is in accordance with Gol guidelines.

1.8 Bidhayak Elaka Unnayan Prakalpa (BEUP)

Development schemes, selected by the members of State Legislative Assembly, are funded under the Bidhayak Elaka Unnayan Prakalpa (BEUP) initiated in the financial year 2000-01. The Hon’ble MLAs, each, are entitled to recommend projects of Rs. 60 lakh in each financial year for their respective constituency area.

The main objective of this Prakalpa is to give impetus to schemes relating to Agriculture and Allied activities, Irrigation & Flood Control, Energy, Transport, Education, Water Supply and Sanitation, Housing, Tourism and Social Welfare, which have a bearing on the quality of life of the people, especially in the rural areas. The Planning wing monitors implementation of the scheme, with respect to the timely disbursement and utilization of the funds by the respective district authorities, as well as the quality of the assets created. A unique feature of this scheme is that any unspent balance for any financial year does not lapse with the end of the year, but is carried over to the next financial year.

The total budgetary provision during 16th Assembly for the financial year 2016-2017 was Rs. 177 crore out of which a sum of Rs. 88.50 crore has been released as the first instalment of this financial year. A monthly report on the progress of the scheme is sent to the Bidhayak Elaka Unnayan Prakalpa Committee of the West Bengal Legislative Assembly.

1.9 Strengthening State Plan for Human Development (SSPHD)

Strengthening State Plan for Human Development (SSPHD) was initiated through Human Development Research and Coordination Centre (HDRCC), which was established during 2005 as a part of the *UNDP* / Planning Commission Project. Under *SSPHD*, State Government had taken initiative for preparation of

District Human Development Reports (*DHDRs*) in phases. In the 1st Phase, *DHDRs* for 12 Districts (Bankura, Malda, Birbhum, Uttar Dinajpur, North 24 Parganas, South 24 Parganas, Hooghly, Nadia, Bardhaman, Purba Medinipur, Paschim Medinipur, Purulia) have been released from 2007 to 2012. They are now being used as a Reference Guide for the District Plans of the respective districts. The 2nd phase of *DHDR* has been initiated in the financial year 2014-15. The District of Bardhaman has submitted the draft of their 2nd *DHDR*. The District of Nadia has also received fund for updating of *DHDR*. The District of Howrah has also started preparing their first ever *DHDR*.

1.10 Natural Resource Data Management System (NRDMS)

Natural Resource Data Management System (NRDMS) Centre was started in the District of Bankura on March 1990 under a Project sponsored by the Department of Science & Technology (*DST*), Government of India. With the passage of time, two more Districts, Purulia and the then Midnapore (undivided) were included within the ambit of the said Project. During the inception, it was stated by the Government of India that after the stipulated time of project period, the management of *NRDMS* Centre would be borne by State Government. Consequently, from the year 2000, these Centres came under the administrative control of the then Development and Planning Department. The rationale of setting up of *NRDMS* Centres is as follows:

- I. Development of district level resource database on Natural Resources and other allied sectors based on the concepts of GIS to support Micro Level Planning (MLP).
- II. Provide software support for data management, modelling and operation research.
- III. Promote Research & Development in Spatial Data Management Technology.
- IV. Training of scientist & potential users.
- V. Forge linkage with the users at different levels, documentation and dissemination of the *NRDMS* methodology.

Presently, *NRDMS* Centres have been sanctioned for all districts in the state, and are attached to the offices of the District Magistrates. Excluding the District of Darjeeling, Alipurduar and Kolkata, the Centres are operational in all the Districts. The Centres comprises of two contractual personnel, namely, Centre-in-Charge and Centre-Assistant.

A pilot project has been launched in the district of Purulia, to test out the feasibility of making a Visual Planning Aid for the district, which will provide a mapping of all developmental efforts that have been undertaken in the district in the last 5 years. The aim is to plot every single hard asset, in terms of buildings (*ICDS* centres, schools, colleges, Polytechnique, Krishak Bazars, IAY, Gitanjali etc), roads (*PMGSY*, *IAP* etc), large water harvesting structures created under *NREGA*, Deep Tube wells, *MPLAD* and *BEUP* assets. The expectation of this initiative is that once such a thematic map is available, it will be possible for the district authorities to point out asset-rich and asset-shadow areas, for any further development endeavours. The exercise is being taken care by the *NRDMS* Centre, Purulia. Beside this, a pilot project on Designing and Developing of *Web-GIS Module* in the District of Bankura is also in its inception process.

Statistics and Programme Monitoring

1.11 Introduction

Statistics & Programme Implementation wing of the Department of Planning, Statistics & Programme Monitoring has been declared as the nodal agency for statistical activities of the State. The major mandate of this wing is to monitor and review of implementation of Programmes and Schemes of the Departments of the State Government along with coordination of Statistical Works of all departments.

Bureau of Applied Economics and Statistics (BAE&S) is the only Directorate under this wing.

1.12 Physical Achievements

E-Governance Project Implementation: The Department is in the process of implementing an ambitious e-Governance project, with an objective of establishing hardware and network infrastructure till block level for real time data entry.

For this, distribution & installation of necessary hardware and software for Phase-I has been completed. Under this project at block level primary worker i.e., Assistant Investigator can enter data through web based platform directly to the server at WBSDC.

The application softwares for Agricultural Statistics & Index of Industrial Production have been developed and already are in use. The application software for employment-unemployment survey will be completed soon. Local Area Network (LAN) has been established in H.O., Regional Offices and District Offices.

Construction of District Statistical Offices and infrastructure

Construction of own building for district offices has been completed in 6 districts, viz.- Bankura, Nadia, Paschim Medinipur, North 24 Parganas, Birbhum, Dakshin Dinajpur and range offices at Kandi, Murshidabad. Construction of Buildings in another 5 districts namely, Burdwan, South 24 Parganas, Malda, Howrah & Purulia (annex building) is in progress. Renovation with Electrical work at Bankura, North 24 Parganas and Purba Medinipur district has been undertaken.

Infrastructure Development at H.O. and Regional Offices at Kolkata

Workstations and modern infrastructure and necessary electrical arrangements have been installed at H.O. and Kolkata Regional Offices.

Dedicated lease line (10 mbps) has been installed at HO through WTL for real time data transmission.

1.13 Surveys Undertaken

- I. Under the study on old age pension, widow pension and disability pension, the survey throughout the State has been undertaken to study this important social commitment of the State and impact on beneficiaries. The collection of data has almost been completed in all districts. The Data entry will be started soon after scrutiny of schedules.
- II. *Survey on Employment Unemployment situation in 6 backward districts of West Bengal, Viz. - Bankura, Purulia, Paschim Medinipur, Jalpaiguri, Coochbehar & Malda* has been completed to

estimate the workforce and employment by different sectors. Scrutiny & Compilation of data is under process.

- III. Study on transaction of Minor Minerals will be undertaken through Directorate of Mines and Minerals, Govt. of West Bengal to identify the location of the extraction and the local wholesale market of different type of Minor Minerals and also to work out the monthly prices (first transaction prices) of minor minerals. This study will help to estimate GSDP of West Bengal. Data Collection will be started from February, 2016
- IV. Study in respect of Fodder crops, Purposive Census of households having cattle & buffaloes has been undertaken throughout the State by ARD Deptt. Collection of data will be started soon.

Database

In 2016-17, Database on Forest and Environment Statistics 2015, Labour and Employment Statistics 2014, Education and Literacy Statistics 2014-15 has been published.

6th Economic Census

The Economic Census (EC), a Govt. of India project, provides the complete count of all establishments (i.e., units engaged in production and/or distribution of goods and services not for the purpose of sole consumption) located within the geographical boundaries of the State. After completing the State level field work, scrutiny & Compilation, the final report on 6th Economic Census of West Bengal has been published in 2016-17.

1.14 Major Regular Works in 2016-17

- I. All Statistical Publications have been uploaded in the website (www.dospiwb.org.in).
- II. This wing is successfully doing the job of estimation of the State Domestic Product and District Domestic Product
- III. Estimate of block wise yield rate & production of 19 Major Crops in West Bengal was prepared successfully (Aman Paddy, Boro Paddy, Jute, Mustard, Wheat, Aus Paddy, Til, Musur, Maskalai, Maize, Khesari, Gram, Sugarcane, Summer Mung, Matar, Mesta, Linseed, Barley, Arhar and Groundnut).
- IV. Preparation of Index of Industrial Production (IIP), Consumer Price Index (CPI), publication of State and District Statistical Handbook, field work of NSS, report on Staff census, Daily market price collection and collection and online transmission of Housing Building and Construction data under 'USHA' scheme etc. were done successfully.
- V. All works as per Administrative Calendar are proceeding as per schedule.

1.15 State Income

The State Domestic Product (SDP) is regarded as the single most important economic indicator to measure the growth and map the pattern of economic development of a state. The structure of a State economy and its performance by economic activity can be measured upon by the estimates of its Gross/Net State Domestic Product by different sectors. True, it neither can accurately capture some vital aspects of human welfare like the health and educational standards of the society, nor does it take environmental degradation into account, but it is still believed to be the single best index of a region's welfare. This indicator is now frequently used by the Finance Commission (FC) for devolution of a part of plan resources, fixing up borrowing limit of State and distribution of proceeds of central taxes to different states.

The State estimates with base, 2011-12 have been released with a deviation in methodology in treatment of Private Corporate Sector where estimates of GVA (base 2004-05) (Source: Study of RBI at base 2004-05 supplied by CSO) have been used in Industry and Service Sector instead of using the Estimate of GVA based on MCA 21 Database supplied by CSO (base 2011-12). The estimates of Gross State Value Added (GSVA) at basic price and Gross State Domestic Product (GSDP) i.e. adding Net Tax to GSVA (Net Tax = Product Tax – Product Subsidy) of West Bengal for the years 2011-12, 2012-13, 2013-14, 2014-15 (Provisional), 2015-16 (Quick) and 2016-17 (Advance) at current and constant prices are presented at Base, 2011-12. The Economy has been discussed mainly under the broad economic activities at constant (2011-12) price. Sector wise data have been placed in Appendix.

Estimates of Gross State Value Added (GSVA) at basic price for Base, 2011-12

(All India estimates for the Year 2016-17 (A) are based on Press Release on 6th January, 2017 and all estimates for the year 2011-12 to 2015-16 are based on Press Release on 31st January, 2017, CSO, MoSPI)

It is observed that in 2016-17(A), the growth of GSVA at basic price of West Bengal, is likely to be 8.99% at constant price whereas in All India, GVA at basic price is 7.0% at constant price. Comparison between GSVA of West Bengal and GVA of All India at basic price at current and constant prices along with annual growth, sectoral share mainly at constant price for the years 2011-12, 2012-13, 2013-14, 2014-15 (P), 2015-16 (Q) and 2016-17 (A) at base 2011-12, are depicted below.

Advance Estimates of GSVA at basic price of West Bengal for the year 2016-17 at current and constant price as on 6th January, 2017:

- I. At current price, the estimate of Gross State Value Added (GSVA) at basic price for the year 2016-17(A) is anticipated to be Rs. 1175677.37 crore and annual growth is likely to be 15.64% whereas GVA at basic price of All India is Rs.13602175 crore and annual growth is 10.8%. Except Mining & Quarrying, positive growth is expected in every sector.
- II. At constant price, the estimate of Gross State Value Added (GSVA) at basic price for the year, 2016-17(A) is expected to be Rs. 839760.38 crore and annual growth is likely to be 8.99% , whereas GVA at basic price of All India is Rs.11153037 crore and annual growth is 7.0 per cent. In Mining & Quarrying sector, growth of Index of Industrial Production (IIP) during April to September, 2016 is negative due to fall in production of coal mainly compared to the year, 2015-

16 which led to fall in growth in both current and constant price. Negative growth is observed in Forestry, Air Transport and Public Administration sectors in constant price. Depending on WPI, estimated price of Log & Timber for the year 2016-17 is achieved which is lower than the same price for the years, 2011-12 and 2015-16. Further, in Air Transport and Public Administration sectors, growth is negative at constant price due to estimated deflator, CPI for the year 2016-17.

III. Advance estimates of GVA & GSVA at basic prices of All India and West Bengal at current prices as on 6th January, 2017

Item	2016-17(A)	
	All India	West Bengal
Total GVA / GSVA (Rs. in crore)	13602175	1175677.37
Annual Growth (%)	10.80	15.64

A: Advance Source: Press Release CSO, MoSPI & BAE&S, Govt. of WB

GVA and GSVA at basic price and Annual Growth of All India and West Bengal at current prices as on 31st January, 2017

Year \ Item	All India		West Bengal	
	GVA (Rs. in crore)	Annual Growth (%)	GSVA (Rs. in crore)	Annual Growth (%)
2011-12	8106656		576863.63	
2012-13	9205315	13.6	660589.78	14.51
2013-14	10366266	12.6	759901.55	15.03
2014-15(P)	11470415	10.7	858663.59	13.00
2015-16(Q)	12451938	8.6	1016671.79	18.40

P: Provisional, Q: Quick Source: Press Release, CSO, MoSPI & BAE&S, Govt. of WB

GVA and GSVA at basic price by Economic Activity at constant prices of All India and West Bengal as on 6th January, 2017

Sector	2016-17(A)	
	All India (Rs. In crore)	West Bengal (Rs. in crore)
Agriculture, Forestry & Fishery	1669833	142398.71
Industry	3429795	163204.00
Services	6053409	534157.67
Total GVA / GSVA	11153037	839760.38

A: Advance Source: Press Release, CSO, MoSPI & BAE&S, Govt. of WB

GVA and GSVA at basic price by Economic Activity at constant prices of All India & West Bengal as on 31st January, 2017 is shown below:

Year \ Sector	All India (Rs. in crore)				West Bengal (Rs. in crore)			
	Agriculture, Forestry & Fishery	Industry	Services	Total GVA	Agriculture, Forestry & Fishery	Industry	Services	Total GSVA
2011-12	1501816	2635052	3969788	8106656	121143.15	118853.38	336867.10	576863.63
2012-13	1524398	2725602	4298229	8548229	125953.16	127484.31	355652.94	609090.41
2013-14	1609061	2840774	4629415	9079250	126321.07	131916.75	385771.06	644008.88
2014-15(P)	1604259	3036364	5068724	9709347	133347.10	136299.16	423456.84	693103.11
2015-16(Q)	1616461	3285951	5567308	10469720	137944.71	152186.11	480384.33	770515.15

P: Provisional, Q: Quick

Source: Press Release, CSO, MoSPI & BAE&S, Govt. of WB

Annual Growth (%) of GVA & GSVA at basic price by Economic Activity at constant price of All India and West Bengal as on 6th January, 2017

Sector	2016-17(A)	
	All India	West Bengal
Agriculture, Forestry & Fishery	4.1	3.23
Industry	5.2	7.24
Services	8.8	11.19
Total GVA / GSVA	7.0	8.99

A: Advance

Source: Press Release, CSO, MoSPI & BAE&S, Govt. of WB

Annual Growth (%) of GVA and GSVA at basic price by Economic Activity at constant prices of All India and West Bengal as on 31st January, 2017 is shown below:

Year \ Sector	All India				West Bengal			
	Agriculture, Forestry & Fishery	Industry	Services	Total GVA	Agriculture, Forestry & Fishery	Industry	Services	Total GSVA
2012-13	1.5	3.4	8.3	5.4	3.97	7.26	5.58	5.59
2013-14	5.6	4.2	7.7	6.2	0.29	3.48	8.47	5.73
2014-15(P)	-0.3	6.9	9.5	6.9	5.56	3.32	9.77	7.62
2015-16(Q)	0.8	8.2	9.8	7.8	3.45	11.66	13.44	11.17

P: Provisional, Q: Quick Source: Press Release, CSO, MoSPI & BAE&S, Govt. of WB

Percentage Share (%) of GVA & GSVA at basic price by Economic Activity at constant price of All India and West Bengal as on 6th January 2017.

Sector	2016-17(A)	
	All India (%)	West Bengal (%)
Agriculture, Forestry & Fishery	15.0	16.97
Industry	30.8	19.43
Services	54.2	63.60
Total GVA / GSVA	100.0	100.00

A: Advance Source: Press Release, CSO, MoSPI & BAE&S, Govt. of WB

Percentage Share (%) of GVA and GSVA at basic price by Economic Activity at constant prices of All India and West Bengal as on 31st January, 2017 is shown below:

Year \ Sector	All India (%)				West Bengal (%)			
	Agriculture, Forestry & Fishery	Industry	Services	Total GVA	Agriculture, Forestry & Fishery	Industry	Services	Total GSVA
2011-12	18.5	32.5	49.0	100.0	21.01	20.60	58.39	100.00
2012-13	17.8	31.9	50.3	100.0	20.69	20.93	58.38	100.00
2013-14	17.7	31.3	51.0	100.0	19.61	20.50	59.89	100.00
2014-15(P)	16.5	31.3	52.2	100.0	19.24	19.66	61.10	100.00
2015-16(Q)	15.4	31.3	53.3	100.0	17.90	19.75	62.35	100.00

P: Provisional, Q: Quick Source: Press Release, CSO, MoSPI & BAE&S, Govt. of WB

Estimates and Growth of GVA & GSVA at basic price by broad sectors at constant price of All India & West Bengal as on 6th January, 2017:

Sector	2016-17(A)			
	All India		West Bengal	
	Total GVA (Rs. In crore)	Growth (%)	Total GSVA (Rs. In crore)	Growth (%)
Primary Sector	1982496	3.1	149913.13	1.94
Secondary Sector	3117132	6.0	155689.58	8.82
Tertiary Sector	6053409	8.8	534157.67	11.19
Total GVA / GSVA	11153037	7.0	839760.38	8.99

A: Advance Source: Press Release, CSO, MoSPI & BAE&S, Govt. of WB

Estimates and Growth of GSVA at basic price by broad sectors at constant price in West Bengal

Year \ Sector	West Bengal			
	Primary Sector (Rs. in crore)	Secondary Sector (Rs. in crore)	Tertiary Sector (Rs. in crore)	Total GSVA (Rs. in crore)
2011-12	129707.75	110288.78	336867.10	576863.63
2012-13	136958.20	116479.27	355652.94	609090.41
Growth (%)	5.59	5.61	5.58	5.59
2013-14	133498.58	124739.24	385771.06	644008.88
Growth (%)	-2.53	7.09	8.47	5.73
2014-15(P)	140954.39	128691.87	423456.84	693103.11
Growth (%)	5.58	3.17	9.77	7.62
2015-16(Q)	147059.58	143071.24	480384.33	770515.15
Growth (%)	4.33	11.17	13.44	11.17

P: Provisional, Q: Quick

Source: BAE&S, Govt. of WB

Estimates and Growth of GVA at basic price by broad sectors at constant price in All India as on 31st January, 2017

Year \ Sector	All India			
	Primary Sector (Rs. in crore)	Secondary Sector (Rs. in crore)	Tertiary Sector (Rs. in crore)	Total GVA (Rs. in crore)
2011-12	1762851	2374017	3969788	8106656
2012-13	1783878	2466123	4298229	8548229
Growth (%)	1.2	3.9	8.3	5.4
2013-14	1876690	2573145	4629415	9079250
Growth (%)	5.2	4.3	7.7	6.2
2014-15(P)	1911336	2729287	5068724	9709347
Growth (%)	1.8	6.1	9.5	6.9
2015-16(Q)	1961433	2940979	5567308	10469720
Growth (%)	2.6	7.8	9.8	7.8

P: Provisional, Q: Quick Source: Press Release, CSO, MoSPI

Estimates of GDP & GSDP of All India and West Bengal at basic price as on 6th January, 2017

Year	All India		West Bengal	
	Total GDP at Current Price (Rs.in crore)	Total GDP at Constant Price (Rs.in crore)	Total GSDP at Current Price (Rs.in crore)	Total GSDP at Constant Price (Rs.in crore)
2016-17(A)	15192588	12154797	1251067.42	900225.74
	Growth (%) at Current Price	Growth (%) at Constant Price	Growth (%) at Current Price	Growth (%) at Constant Price
2016-17(A)	11.9	7.1	15.50	9.27

A: Advance

Source: Press Release, CSO, MoSPI & BAE&S, Govt. of WB

Estimates and Growth of GDP & GSDP of All India and West Bengal at basic price as on 31st January, 2017

Year	All India				West Bengal			
	Total GDP (Rs. in crore)		Growth (%)		Total GSDP (Rs. in crore)		Growth (%)	
	Current Price	Constant Price	Current Price	Constant Price	Current Price	Constant Price	Current Price	Constant Price
2011-12	8736039	8736039			598877.63	598877.63		
2012-13	9946636	9215125	13.9	5.5	685942.78	632449.42	14.54	5.61
2013-14	11236635	9817822	13.0	6.5	794667.55	673741.31	15.85	6.53
2014-15(P)	12433749	10522686	10.7	7.2	908751.79	734585.75	14.36	9.03
2015-16(Q)	13675331	11357529	10.0	7.9	1083155.42	823837.18	19.19	12.15

P: Provisional, Q: Quick Source: Press Release, CSO, MoSPI & BAE&S, Govt. of WB

Estimates of Per Capita Income and Growth of West Bengal at current and constant price

Year	West Bengal			
	Per Capita GSDP at Current Price (In Rs.)	Per Capita GSDP at Constant Price (In Rs.)	Per Capita NSDP at Current Price (In Rs.)	Per Capita NSDP at Constant Price (In Rs.)
2016-17(A)	129656	93296	120599	86127
	Growth of Per Capita GSDP at Current Price (%)	Growth of Per Capita GSDP at Constant Price (%)	Growth of Per Capita NSDP at Current Price (%)	Growth of Per Capita NSDP at Constant Price (%)
2016-17(A)	14.36	8.19	14.54	8.32

A: Advance Source: BAE&S, Govt. of WB

Estimates of Per Capita Income and Growth of All India at current and constant price as on 6th January, 2017:

Year	2016-17(A)		
		Value (In Rs.)	Growth (%)
Per Capita GDP	Current	116956	10.5
	Constant	93570	5.8
Per Capita GNI	Current	115493	10.4
	Constant	92332	5.6
Per Capita NNI	Current	103007	10.4
	Constant	81805	5.6

A: Advance Source: Press Release, CSO, MoSPI

Estimates of Per Capita Income of West Bengal at current and constant price

Year	Per Capita GSDP (In Rs.)		Per Capita NSDP (In Rs.)	
	Current	Constant	Current	Constant
2011-12	65232	65232	60082	60082
2012-13	73975	68206	68384	62891
2013-14	84852	71940	78531	66134
2014-15(P)	96074	77661	89143	71464
2015-16(Q)	113378	86234	105293	79508

P: Provisional, Q: Quick Source: BAE&S, Govt. of WB

Estimates of Per Capita Income of All India at current and constant price as on 31st January, 2017:

Sector	Per Capita GDP (In Rs.)		Per Capita GNI (In Rs.)		Per Capita NNI (In Rs.)	
	Current	Constant	Current	Constant	Current	Constant
2011-12	71607	71607	70977	70977	63460	63460
2012-13	80540	74616	79594	73740	71011	65568
2013-14	89821	78480	88703	77502	79146	68717
2014-15(P)	98135	83052	96972	82070	86513	72712
2015-16(Q)	106589	88523	105343	87474	94178	77524

P: Provisional, Q: Quick

Source: Press Release, CSO, MoSPI

Growth of Per Capita Income (%) of West Bengal at current and constant price

Year	Growth of Per Capita GSDP (%)		Growth of Per Capita NSDP (%)	
	Current	Constant	Current	Constant
2012-13	13.40	4.56	13.82	4.68
2013-14	14.70	5.47	14.84	5.16
2014-15(P)	13.23	7.95	13.51	8.06
2015-16(Q)	18.01	11.04	18.12	11.26

P: Provisional, Q: Quick

Source: BAE&S, Govt. of WB

Growth of Per Capita Income (%) of All India at current and constant price as on 31st January, 2017:

Sector	Per Capita GDP (%)		Per Capita GNI (%)		Per Capita NNI (%)	
	Current	Constant	Current	Constant	Current	Constant
2012-13	12.5	4.2	12.1	3.9	11.9	3.3
2013-14	11.5	5.2	11.4	5.1	11.5	4.8
2014-15(P)	9.3	5.8	9.3	5.9	9.3	5.8
2015-16(Q)	8.6	6.6	8.6	6.6	8.9	6.6

P: Provisional, Q: Quick

Source: Press Release, CSO, MoSPI

Other major indicators of State Income are given below:

- Month wise Growth(%) of Consumer Price Indices (CPI) for All India & West Bengal for the year 2016, May to December at Base (2012 =100) are given below

Month	Food & Beverage		Clothing & Footwear		Fuel & Light		Housing		Miscellaneous		All Groups Combined	
	All-India	West Bengal	All-India	West Bengal	All-India	West Bengal	All-India	West Bengal	All-India	West Bengal	All-India	West Bengal
May	1.7	1.6	0.3	0.2	0.3	-0.2	0.3	0.3	0.6	0.2	1.0	0.9
June	2.1	1.3	0.5	1.0	0.5	0.6	-0.4	-2.7	0.7	0.5	1.2	0.5
July	1.2	1.7	0.5	0.8	0.1	0.6	0.7	0.0	0.3	0.3	0.8	1.1
August	-0.4	0.6	0.4	0.6	0.2	0.1	0.7	1.5	0.2	0.5	0.0	0.6
September	-0.9	0.3	0.5	0.8	0.4	0.1	0.5	1.8	0.6	0.6	-0.2	0.5
October	0.3	0.7	0.5	0.4	0.2	0.1	0.6	0.4	0.5	0.6	0.4	0.5
November	-0.7	-1.0	0.4	-0.1	0.6	-0.2	0.3	0.5	0.3	-0.1	-0.2	-0.5
December	-1.5	-2.1	0.2	0.4	1.3	0.9	-0.5	-2.7	0.1	0.2	-0.6	-1.2

Source: Central Statistics Office, NAD-PCL Unit, Govt. of India, New Delhi

- Comparative Study of Average Growth (%) of Index of Industrial Production (IIP) between All India and West Bengal at base 2004-05 is furnished below

Year	Mining		Manufacturing		Electricity		General	
	All India	West Bengal	All India	West Bengal	All India	West Bengal	All India	West Bengal
2016-17 (April to September, 2016)	0.0	-3.2	-0.7	3.5	5.1	14.1	-0.1	4.8

Source: CSO, MoSPI and BAE&S, Govt. of WB

ANNEXURE

Estimates of GSVA at basic prices & GSDP of West Bengal by Industry of Origin at current price at base 2011-12
(Rs. in lakh)

Sl. No.	Industry	2011-12	2012-13	2013-14	2014-15(P)	2015-16(Q)	2016-17(A)
1	Agriculture, Forestry & Fishery	12114315	14137625	16992394	19380793	22497606	26364947
1.1	Crops	7245329	8683111	10624100	12567809	15075110	18095211
1.2	Livestock	2231476	2473106	2817386	3078626	3417284	3796696
1.3	Forestry & Logging	916904	1010242	1076100	1021194	1076244	1121715
1.4	Fishery	1720606	1971166	2474808	2713164	2928968	3351325
2	Mining & Quarrying	856460	1102706	720621	770619	945212	780748
3	Manufacturing	5327277	5788806	6116143	6628556	7039527	7427405
4	Electricity, Gas, Water Supply & other utility services	1263173	1479154	1448873	1509393	2344083	2754443
4.1	Electricity, Gas & other utility services	1188300	1395334	1365090	1409389	2221378	2599295
4.2	Water Supply	74873	83820	83783	100004	122705	155148
5	Construction	4438428	4781511	5279474	5499748	6686594	7181401
	Industry	11885338	13152177	13565111	14408315	17015416	18143997
6	Trade, Hotel & Restaurants	7582662	8870380	10538715	11899593	13777188	16534853
6.1	Trade & Repair services	7086719	8329402	9948084	11102763	12934719	15531845
6.2	Hotels & Restaurants	495943	540978	590631	796830	842469	1003008
7	Transport, Storage & Communication	5586886	5952749	6895541	7625480	8513579	9457192
7.1	Railways	794753	941615	952972	1112037	1346177	1503984
7.2	Transport by means other than Railways	3742652	3857661	4541598	4892970	5177927	5658157
7.2.1	Road Transport	3155277	3250964	3866816	4124514	4312594	4709358
7.2.2	Water Transport	243736	266567	293764	372961	438793	483188
7.2.3	Air Transport	147046	159594	174776	190556	207725	225464
7.2.4	Services incidental to Transport	196593	180536	206242	204939	218468	240147
7.3	Storage	90017	110779	121524	131333	235080	251182
7.4	Communication & Services related to broadcasting	959464	1042695	1279447	1489140	1754395	2043870
8	Financial Services	3195006	3593842	3789477	4071726	5224876	5787164
9	Real Estate, Ownership of Dwellings & Professional Services	6822028	8168347	9554412	11124992	13078398	15407379
10	Public Administration	2741882	2951414	3059213	3705089	4048551	4431949
11	Other Services	7758246	9232444	11595292	13650371	17507966	21440256

Sl. No.	Industry	2011-12	2012-13	2013-14	2014-15(P)	2015-16(Q)	2016-17(A)
12	Total GSVA at basic prices	57686363	66058978	75990155	85866359	101667179	117567737
13	Growth of GSVA at basic prices		14.51	15.03	13.00	18.40	15.64
14	Total GSDP	59887763	68594278	79466755	90875179	108315542	125106742
15	Growth of GSDP		14.54	15.85	14.36	19.19	15.50
16	Per Capita GSDP (In Rs.)	65232	73975	84852	96074	113378	129656
17	Growth of Per Capita GSDP		13.40	14.70	13.23	18.01	14.36

P: Provisional, Q: Quick & A: Advance

Growth of GSVA at basic prices & GSDP of West Bengal by Industry of Origin at current price at base 2011-12
(Per cent)

Sl. No.	Industry	2012-13	2013-14	2014-15(P)	2015-16(Q)	2016-17(A)
1	Agriculture, Forestry & Fishery	16.70	20.19	14.06	16.08	17.19
1.1	Crops	19.84	22.35	18.30	19.95	20.03
1.2	Livestock	10.83	13.92	9.27	11.00	11.10
1.3	Forestry & Logging	10.18	6.52	-5.10	5.39	4.22
1.4	Fishery	14.56	25.55	9.63	7.95	14.42
2	Mining & Quarrying	28.75	-34.65	6.94	22.66	-17.40
3	Manufacturing	8.66	5.65	8.38	6.20	5.51
4	Electricity, Gas, Water Supply & other utility services	17.10	-2.05	4.18	55.30	17.51
4.1	Electricity, Gas & other utility services	17.42	-2.17	3.25	57.61	17.01
4.2	Water Supply	11.95	-0.04	19.36	22.70	26.44
5	Construction	7.73	10.41	4.17	21.58	7.40
	Industry	10.66	3.14	6.22	18.09	6.63
6	Trade, Hotel & Restaurants	16.98	18.81	12.91	15.78	20.02
6.1	Trade & Repair services	17.54	19.43	11.61	16.50	20.08
6.2	Hotels & Restaurants	9.08	9.18	34.91	5.73	19.06
7	Transport, Storage & Communication	6.55	15.84	10.59	11.65	11.08
7.1	Railways	18.48	1.21	16.69	21.06	11.72
7.2	Transport by means other than Railways	3.07	17.73	7.74	5.82	9.27
7.2.1	Road Transport	3.03	18.94	6.66	4.57	9.19
7.2.2	Water Transport	9.37	10.20	26.96	17.65	10.12
7.2.3	Air Transport	8.53	9.51	9.03	9.01	8.54
7.2.4	Services incidental to Transport	-8.17	14.24	-0.63	6.60	9.92
7.3	Storage	23.06	9.70	8.07	79.00	6.85

Sl. No.	Industry	2012-13	2013-14	2014-15(P)	2015-16(Q)	2016-17(A)
7.4	Communication & Services related to broadcasting	8.67	22.71	16.39	17.81	16.50
8	Financial Services	12.48	5.44	7.45	28.41	10.69
9	Real Estate, Ownership of Dwellings & Professional Services	19.73	16.97	16.44	17.56	17.81
10	Public Administration	7.64	3.65	21.11	9.27	9.47
11	Other Services	19.00	25.59	17.72	28.26	22.46
	Service Sector	15.09	17.19	14.63	19.35	17.54
12	Total GSVA at basic prices	14.51	15.03	13.00	18.40	15.64
13	Growth of GSDP	14.54	15.85	14.36	19.19	15.50
14	Growth of Per Capita GSDP	13.40	14.70	13.23	18.01	14.36

P: Provisional, Q: Quick & A: Advance

Sectoral Contribution of GSVA at basic prices of West Bengal by Industry of Origin at current price at base 2011-12 (Per cent)

Sl. No.	Industry	2011-12	2012-13	2013-14	2014-15(P)	2015-16(Q)	2016-17(A)
1	Agriculture, Forestry & Fishery	21.01	21.39	22.37	22.58	22.13	22.42
1.1	Crops	12.56	13.14	13.98	14.64	14.83	15.39
1.2	Livestock	3.88	3.74	3.71	3.59	3.36	3.23
1.3	Forestry & Logging	1.59	1.53	1.42	1.19	1.06	0.95
1.4	Fishery	2.98	2.98	3.26	3.16	2.88	2.85
2	Mining & Quarrying	1.48	1.67	0.95	0.90	0.93	0.66
3	Manufacturing	9.24	8.76	8.05	7.72	6.92	6.32
4	Electricity, Gas, Water Supply & other utility services	2.19	2.24	1.91	1.76	2.30	2.34
4.1	Electricity, Gas & other utility services	2.06	2.11	1.80	1.64	2.18	2.21
4.2	Water Supply	0.13	0.13	0.11	0.12	0.12	0.13
5	Construction	7.69	7.24	6.95	6.41	6.58	6.11
	Industry	20.60	19.91	17.86	16.79	16.73	15.43
6	Trade, Hotel & Restaurants	13.14	13.43	13.87	13.86	13.56	14.06
6.1	Trade & Repair services	12.28	12.61	13.09	12.93	12.73	13.21
6.2	Hotels & Restaurants	0.86	0.82	0.78	0.93	0.83	0.85
7	Transport, Storage & Communication	9.68	9.01	9.07	8.89	8.37	8.04
7.1	Railways	1.38	1.43	1.25	1.30	1.32	1.28
7.2	Transport by means other than Railways	6.48	5.83	5.97	5.70	5.08	4.81
7.2.1	Road Transport	5.47	4.92	5.08	4.81	4.24	4.01
7.2.2	Water Transport	0.42	0.40	0.39	0.43	0.43	0.41
7.2.3	Air Transport	0.25	0.24	0.23	0.22	0.20	0.19

Sl. No.	Industry	2011-12	2012-13	2013-14	2014-15(P)	2015-16(Q)	2016-17(A)
7.2.4	Services incidental to Transport	0.34	0.27	0.27	0.24	0.21	0.20
7.3	Storage	0.16	0.17	0.16	0.15	0.23	0.21
7.4	Communication & Services related to broadcasting	1.66	1.58	1.68	1.73	1.73	1.74
8	Financial Services	5.54	5.44	4.99	4.74	5.14	4.92
9	Real Estate, Ownership of Dwellings & Professional Services	11.83	12.37	12.57	12.95	12.87	13.11
10	Public Administration	4.75	4.47	4.03	4.31	3.98	3.77
11	Other Services	13.45	13.98	15.25	15.89	17.23	18.25
	Service Sector	58.39	58.70	59.77	60.63	61.14	62.15
12	Total GSVA at basic prices	100.00	100.00	100.00	100.00	100.00	100.00

P: Provisional, Q: Quick & A: Advance

Estimates of GSVA at basic prices & GSDP of West Bengal by Industry of Origin at constant price at base 2011-12 (Rs. in lakh)

Sl. No.	Industry	2011-12	2012-13	2013-14	2014-15(P)	2015-16(Q)	2016-17(A)
1	Agriculture, Forestry & Fishery	12114315	12595316	12632107	13334710	13794471	14239871
1.1	Crops	7245329	7573766	7492796	8165655	8493464	8836657
1.2	Livestock	2231476	2360797	2404995	2426197	2474328	2524592
1.3	Forestry & Logging	916904	914088	902235	867298	882049	873515
1.4	Fishery	1720606	1746665	1832081	1875560	1944630	2005107
2	Mining & Quarrying	856460	1100504	717751	760729	911487	751442
3	Manufacturing	5327277	5491611	5633587	5961513	6402810	6632087
4	Electricity, Gas, Water Supply & other utility services	1263173	1196242	1425492	1446157	1406167	1669582
4.1	Electricity, Gas & other utility services	1188300	1120688	1356991	1368580	1314164	1558920
4.2	Water Supply	74873	75554	68501	77577	92003	110662
5	Construction	4438428	4960074	5414845	5461517	6498147	7267289
	Industry	11885338	12748431	13191675	13629916	15218611	16320400
6	Trade, Hotel & Restaurants	7582662	8000608	8766834	9519961	10730936	11793761
6.1	Trade & Repair services	7086719	7512675	8268395	8858785	10044367	11078349
6.2	Hotels & Restaurants	495943	487933	498439	661176	686569	715412
7	Transport, Storage & Communication	5586886	5656475	6119022	6547561	7012519	7863152
7.1	Railways	794753	896696	884352	949713	1009355	1072742
7.2	Transport by means other than Railways	3742652	3686154	4024780	4239266	4430756	4998894
7.2.1	Road Transport	3155277	3079766	3381562	3505035	3613628	4155670
7.2.2	Water Transport	243736	251289	256900	316945	367656	397031

Sl. No.	Industry	2011-12	2012-13	2013-14	2014-15(P)	2015-16(Q)	2016-17(A)
7.2.3	Air Transport	147046	160685	177090	197966	218197	185263
7.2.4	Services incidental to Transport	196593	194414	209228	219320	231275	260930
7.3	Storage	90017	90693	91002	93060	102574	112083
7.4	Communication & Services related to broadcasting	959464	982932	1118887	1265522	1469835	1679433
8	Financial Services	3195006	3460246	3468832	3723198	3920279	4127792
9	Real Estate, Ownership of Dwellings & Professional Services	6822028	7362851	7811636	8630046	9806102	10989571
10	Public Administration	2741882	2706455	2591753	2976301	3323048	3161162
11	Other Services	7758246	8378659	9819030	10948617	13245548	15480329
	Service Sector	33686710	35565294	38577106	42345684	48038433	53415767
12	Total GSVA at basic prices	57686363	60909041	64400888	69310311	77051515	83976038
13	Growth of GSVA at basic prices		5.59	5.73	7.62	11.17	8.99
14	Total GSDP	59887763	63244942	67374131	73458575	82383718	90022574
15	Growth of GSDP		5.61	6.53	9.03	12.15	9.27
16	Per Capita GSDP (In Rs.)	65232	68206	71940	77661	86234	93296
17	Growth of Per Capita GSDP		4.56	5.47	7.95	11.04	8.19

P: Provisional, Q: Quick & A: Advance

Growth of GSVA at basic prices & GSDP of West Bengal by Industry of Origin at constant price at base 2011-12
(Per cent)

Sl. No.	Industry	2012-13	2013-14	2014-15(P)	2015-16(Q)	2016-17(A)
1	Agriculture, Forestry & Fishery	3.97	0.29	5.56	3.45	3.23
1.1	Crops	4.53	-1.07	8.98	4.01	4.04
1.2	Livestock	5.80	1.87	0.88	1.98	2.03
1.3	Forestry & Logging	-0.31	-1.30	-3.87	1.70	-0.97
1.4	Fishery	1.51	4.89	2.37	3.68	3.11
2	Mining & Quarrying	28.49	-34.78	5.99	19.82	-17.56
3	Manufacturing	3.08	2.59	5.82	7.40	3.58
4	Electricity, Gas, Water Supply & other utility services	-5.30	19.16	1.45	-2.77	18.73
4.1	Electricity, Gas & other utility services	-5.69	21.09	0.85	-3.98	18.62
4.2	Water Supply	0.91	-9.34	13.25	18.60	20.28
5	Construction	11.75	9.17	0.86	18.98	11.84
	Industry	7.26	3.48	3.32	11.66	7.24
6	Trade, Hotel & Restaurants	5.51	9.58	8.59	12.72	9.90

Sl. No.	Industry	2012-13	2013-14	2014-15(P)	2015-16(Q)	2016-17(A)
6.1	Trade & Repair services	6.01	10.06	7.14	13.38	10.29
6.2	Hotels & Restaurants	-1.62	2.15	32.65	3.84	4.20
7	Transport, Storage & Communication	1.25	8.18	7.00	7.10	12.13
7.1	Railways	12.83	-1.38	7.39	6.28	6.28
7.2	Transport by means other than Railways	-1.51	9.19	5.33	4.52	12.82
7.2.1	Road Transport	-2.39	9.80	3.65	3.10	15.00
7.2.2	Water Transport	3.10	2.23	23.37	16.00	7.99
7.2.3	Air Transport	9.28	10.21	11.79	10.22	-15.09
7.2.4	Services incidental to Transport	-1.11	7.62	4.82	5.45	12.82
7.3	Storage	0.75	0.34	2.26	10.22	9.27
7.4	Communication & Services related to broadcasting	2.45	13.83	13.11	16.14	14.26
8	Financial Services	8.30	0.25	7.33	5.29	5.29
9	Real Estate, Ownership of Dwellings & Professional Services	7.93	6.10	10.48	13.63	12.07
10	Public Administration	-1.29	-4.24	14.84	11.65	-4.87
11	Other Services	8.00	17.19	11.50	20.98	16.87
	Service Sector	5.58	8.47	9.77	13.44	11.19
12	Total GSVA at basic prices	5.59	5.73	7.62	11.17	8.99
13	Growth of GSDP	5.61	6.53	9.03	12.15	9.27
14	Growth of Per Capita GSDP	4.56	5.47	7.95	11.04	8.19

P: Provisional, Q: Quick & A: Advance

Sectoral Contribution of GSVA at basic prices of West Bengal by Industry of Origin at constant price at base 2011-12

(Per cent)

Sl. No.	Industry	2011-12	2012-13	2013-14	2014-15(P)	2015-16(Q)	2016-17(A)
1	Agriculture, Forestry & Fishery	21.01	20.69	19.61	19.24	17.90	16.97
1.1	Crops	12.56	12.43	11.63	11.78	11.02	10.52
1.2	Livestock	3.88	3.89	3.74	3.50	3.22	3.02
1.3	Forestry & Logging	1.59	1.50	1.40	1.25	1.14	1.04
1.4	Fishery	2.98	2.87	2.84	2.71	2.52	2.39
2	Mining & Quarrying	1.48	1.81	1.11	1.10	1.18	0.89
3	Manufacturing	9.24	9.02	8.76	8.60	8.31	7.90
4	Electricity, Gas, Water Supply & other utility services	2.19	1.96	2.22	2.08	1.83	1.99
4.1	Electricity, Gas & other utility services	2.06	1.84	2.11	1.97	1.71	1.86
4.2	Water Supply	0.13	0.12	0.11	0.11	0.12	0.13

Sl. No.	Industry	2011-12	2012-13	2013-14	2014-15(P)	2015-16(Q)	2016-17(A)
5	Construction	7.69	8.14	8.41	7.88	8.43	8.65
	Industry	20.60	20.93	20.50	19.66	19.75	19.43
6	Trade, Hotel & Restaurants	13.14	13.13	13.61	13.73	13.93	14.04
6.1	Trade & Repair services	12.28	12.33	12.84	12.78	13.04	13.19
6.2	Hotels & Restaurants	0.86	0.80	0.77	0.95	0.89	0.85
7	Transport, Storage & Communication	9.68	9.29	9.50	9.45	9.10	9.36
7.1	Railways	1.38	1.47	1.37	1.37	1.31	1.28
7.2	Transport by means other than Railways	6.48	6.05	6.24	6.13	5.75	5.95
7.2.1	Road Transport	5.47	5.06	5.25	5.06	4.69	4.95
7.2.2	Water Transport	0.42	0.41	0.40	0.46	0.48	0.47
7.2.3	Air Transport	0.25	0.26	0.27	0.29	0.28	0.22
7.2.4	Services incidental to Transport	0.34	0.32	0.32	0.32	0.30	0.31
7.3	Storage	0.16	0.15	0.14	0.13	0.13	0.13
7.4	Communication & Services related to broadcasting	1.66	1.61	1.74	1.83	1.91	2.00
8	Financial Services	5.54	5.68	5.39	5.37	5.09	4.92
9	Real Estate, Ownership of Dwellings & Professional Services	11.83	12.09	12.13	12.45	12.73	13.09
10	Public Administration	4.75	4.44	4.02	4.29	4.31	3.76
11	Other Services	13.45	13.76	15.25	15.80	17.19	18.43
	Service Sector	58.39	58.38	59.89	61.10	62.35	63.60
12	Total GSVA at basic prices	100.00	100.00	100.00	100.00	100.00	100.00

P: Provisional, Q: Quick & A: Advance

Estimates of NSVA at basic prices & NSDP of West Bengal by Industry of Origin at current price at base 2011-12
(Rs. in Lakh)

Sl. No.	Industry	2011-12	2012-13	2013-14	2014-15(P)	2015-16(Q)	2016-17(A)
1	Agriculture, Forestry & Fishery	11570427	13521864	16263595	18577963	21572836	25277018
1.1	Crops	6939766	8329155	10202458	12092326	14504767	17410607
1.2	Livestock	2201029	2438790	2778578	3038616	3372873	3747354
1.3	Forestry & Logging	911276	1003973	1069184	1014338	1069018	1114184
1.4	Fishery	1518356	1749946	2213375	2432683	2626178	3004873
2	Mining & Quarrying	768811	998540	617569	649150	796223	657683
3	Manufacturing	4155137	4648543	4983698	5421825	5757979	6075244
4	Electricity, Gas, Water Supply & other utility services	904164	1066916	980852	966685	1501259	1764072
5	Construction	4231598	4543412	4959597	5161600	6275474	6739858

Sl. No.	Industry	2011-12	2012-13	2013-14	2014-15(P)	2015-16(Q)	2016-17(A)
	Industry	10059710	11257411	11541716	12199259	14330935	15236857
6	Trade, Hotel & Restaurants	7334596	8566282	10170955	11475958	13286709	15946199
6.1	Trade & Repair services	6854878	8043850	9604168	10714722	12474233	14978899
6.2	Hotels & Restaurants	479718	522432	566787	761236	812476	967300
7	Transport, Storage & Communication	4958728	5265681	5964329	6542781	7261359	8042127
7.1	Railways	612638	725774	700225	822979	996258	1113045
7.2	Transport by means other than Railways	3479987	3576739	4179824	4563995	4829793	5277735
7.2.1	Road Transport	2933836	3014224	3614842	3883491	4022964	4392728
7.2.2	Water Transport	226630	247154	279158	358368	409291	450701
7.2.3	Air Transport	136725	147972	130945	166060	193759	210305
7.2.4	Services incidental to Transport	182796	167389	154879	156076	203779	224001
7.3	Storage	83769	104315	113218	120330	215385	230138
7.4	Communication & Services related to broadcasting	782334	858854	971062	1035477	1219923	1421210
8	Financial Services	3144555	3531304	3726176	3997515	5133182	5681687
9	Real Estate, Ownership of Dwellings & Professional Services	6149106	7363691	8594964	10024224	11784349	13882888
10	Public Administration	2139533	2308427	2407592	3054503	3337656	3653732
11	Other Services	7601668	9059721	11400961	13438349	17236027	21107239
	Service Sector	31328186	36095106	42264977	48533330	58039281	68313872
12	Total NSVA at basic prices	52958323	60874381	70070288	79310552	93943052	108827747
13	Growth of NSVA at basic prices		14.95	15.11	13.19	18.45	15.84
14	Total NSDP	55159723	63409681	73546888	84319372	100591415	116366752
15	Growth of NSDP		14.96	15.99	14.65	19.30	15.68
16	Per Capita NSDP (In Rs.)	60082	68384	78531	89143	105293	120599
17	Growth of Per Capita NSDP		13.82	14.84	13.51	18.12	14.54

P: Provisional, Q: Quick & A: Advance

Estimates of NSVA at basic prices & NSDP of West Bengal by Industry of Origin at constant price at base 2011-12
(Rs. in Lakh)

Sl. No.	Industry	2011-12	2012-13	2013-14	2014-15(P)	2015-16(Q)	2016-17(A)
1	Agriculture, Forestry & Fishery	11570427	12020638	12000629	12673480	13108312	13529261
1.1	Crops	6939766	7245373	7131221	7779849	8092170	8419148
1.2	Livestock	2201029	2329009	2370598	2391741	2439188	2488738
1.3	Forestry & Logging	911276	908270	896110	861416	876067	867591
1.4	Fishery	1518356	1537986	1602700	1640474	1700887	1753784
2	Mining & Quarrying	768811	1001330	623373	653316	782787	645340
3	Manufacturing	4155137	4398468	4582195	4864508	5224600	5411687
4	Electricity, Gas, Water Supply & other utility services	904164	798917	986500	947165	920973	1093497
5	Construction	4231598	4732917	5113848	5153111	6131204	6856913
	Industry	10059710	10931632	11305916	11618100	13059564	14007437
6	Trade, Hotel & Restaurants	7334596	7714132	8432139	9144855	10308115	11329062
6.1	Trade & Repair services	6854878	7243670	7955569	8515391	9648598	10641839
6.2	Hotels & Restaurants	479718	470462	476570	629464	659517	687223
7	Transport, Storage & Communication	4958728	4999321	5243721	5546679	5911045	6631567
7.1	Railways	612638	694281	653672	691326	734741	780882
7.2	Transport by means other than Railways	3479987	3417055	3688947	3938833	4116754	4644628
7.2.1	Road Transport	2933836	2854934	3148386	3285188	3357533	3861161
7.2.2	Water Transport	226630	232944	243327	303584	341602	368895
7.2.3	Air Transport	136725	148956	136365	175519	202734	172134
7.2.4	Services incidental to Transport	182796	180221	160869	174542	214885	242438
7.3	Storage	83769	84598	83455	83388	91913	100434
7.4	Communication & Services related to broadcasting	782334	803387	817646	833132	967638	1105623
8	Financial Services	3144555	3399616	3408603	3654358	3847795	4051471
9	Real Estate, Ownership of Dwellings & Professional Services	6149106	6612426	6949407	7670701	8716023	9767934
10	Public Administration	2139533	2088576	1983990	2383587	2661281	2531634
11	Other Services	7601668	8213748	9638632	10757022	13013758	15209432

Sl. No.	Industry	2011-12	2012-13	2013-14	2014-15(P)	2015-16(Q)	2016-17(A)
	Service Sector	31328186	33027819	35656491	39157202	44458018	49521100
12	Total NSVA at basic prices	52958323	55980089	58963036	63448783	70625894	77057798
13	Growth of NSVA at basic prices		5.71	5.33	7.61	11.31	9.11
14	Total NSDP	55159723	58315990	61936279	67597047	75958097	83104334
15	Growth of NSDP		5.72	6.21	9.14	12.37	9.41
16	Per Capita NSDP (In Rs.)	60082	62891	66134	71464	79508	86127
17	Growth of Per Capita NSDP		4.68	5.16	8.06	11.26	8.32

P: Provisional, Q: Quick & A: Advance

State Finance 2016-17

1.16 Introduction

In the last five years, there has been significant improvement in the fiscal indicators like Revenue Deficit (*RD*), Fiscal Deficit (*FD*) and Debt Stock as percentage of GSDP.

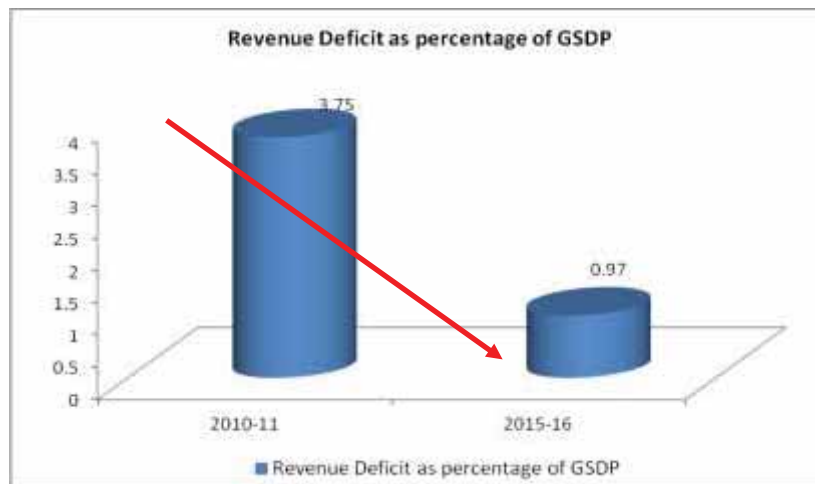
1.17 Gross State Domestic Product (GSDP)

The GSDP figures at current price have been used here with base year 2004-05 and accordingly, the GSDP at current price values for the period 2010-11 to 2015-16 is as under.

Year	2010-11	2011-12	2012-13	2013-14	2014-15	2015-16
GSDP	460959	528316	612701	700117	800868	939471

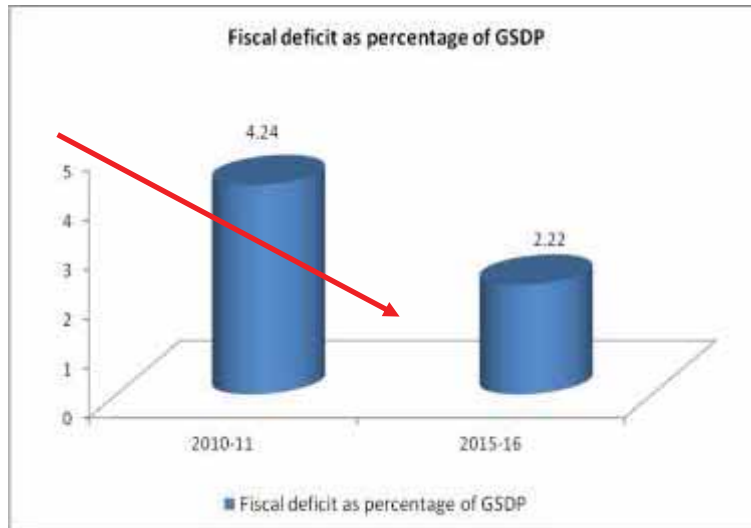
1.18 State's Revenue Deficit as Percentage of GSDP

State's Revenue Deficit as percentage of GSDP has drastically reduced from 3.75 % to 0.97% during the period 2010-11 to 2015-16, due to concerted and sustained effort of the State Government in resource mobilisation and comprehensive reforms in tax administration and collection.



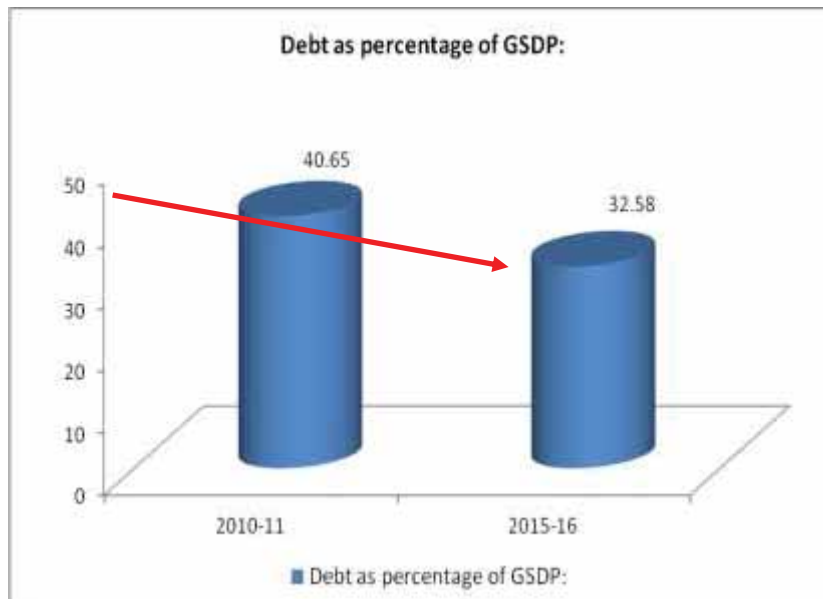
1.19 State's Fiscal Deficit as Percentage of GSDP

Fiscal Deficit as percentage of GSDP also has consistently decreased and has come down from 4.24% to 2.22% during the period 2010-11 to 2015-16.



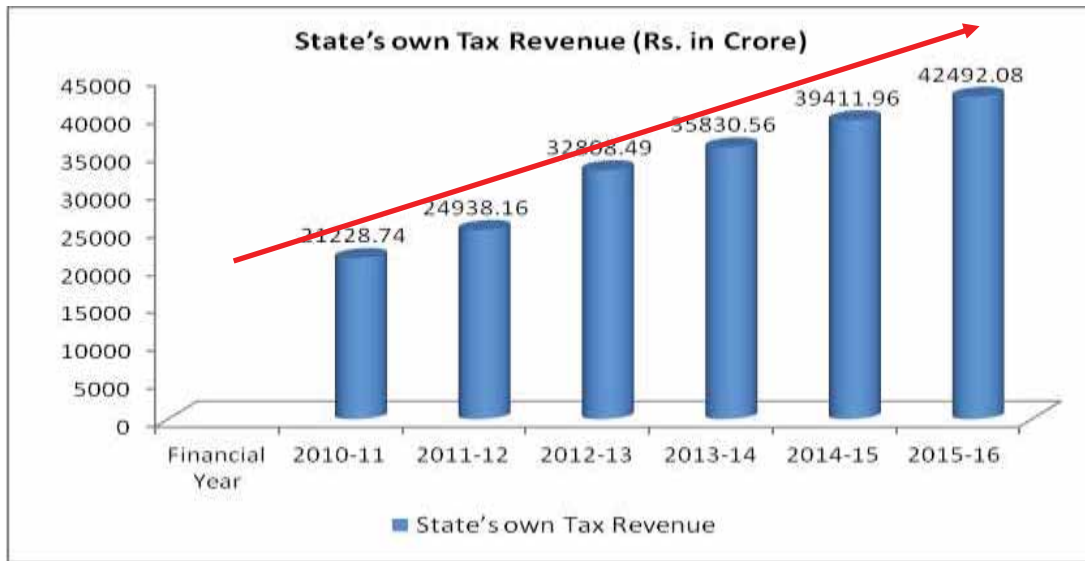
1.20 State's Debt as Percentage of GSDP:

Due to better debt management, the Debt to GSDP ratio has come down from 40.65% to 32.58% during the period 2010-11 to 2015-16.



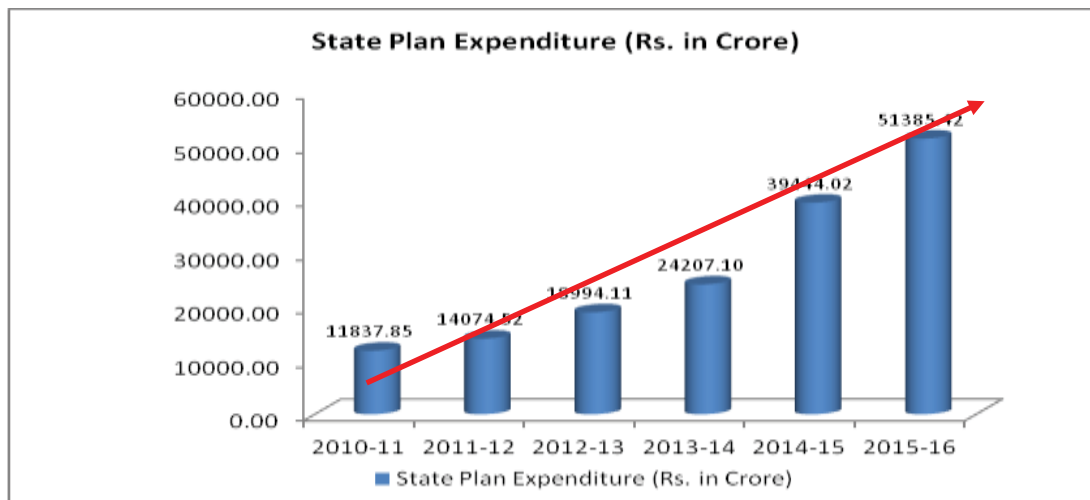
1.21 State's Own Tax Revenue

State's Own Tax Revenue receipt has been growing steadily for the last few years. The total collection of Own Tax Revenue receipt has doubled from Rs. 21228.74 crore to Rs. 42492.08 crore during the period 2010-11 to 2015-16.



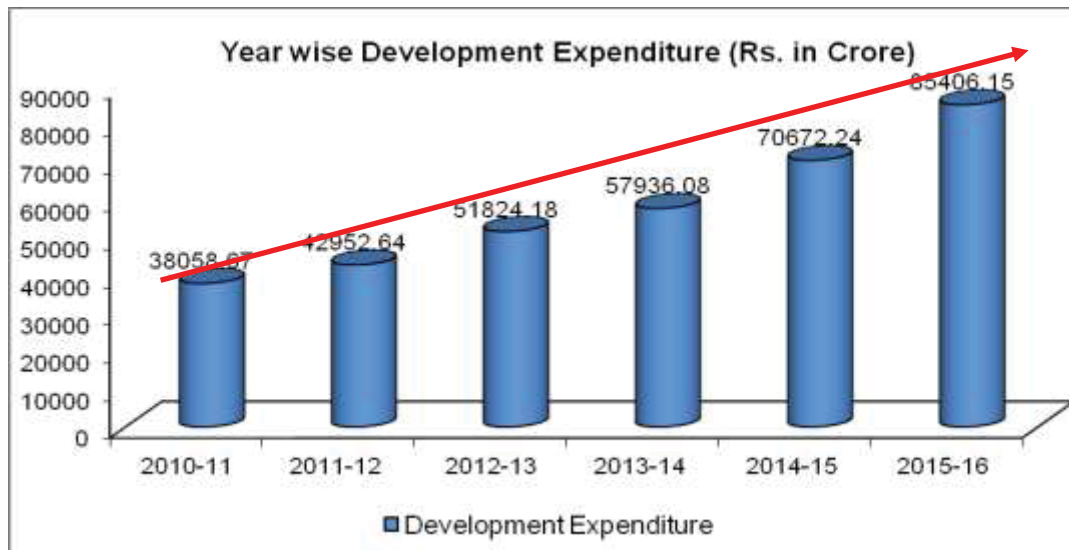
1.22 State Plan Expenditure

The State Plan Expenditure for the first time in the last 20 years crossed the Budget Estimates (Rs. 49,507 crores), in 2015-2016 and actual expenditure during the period was Rs. 51385.42 crores.



1.23 Development Expenditure

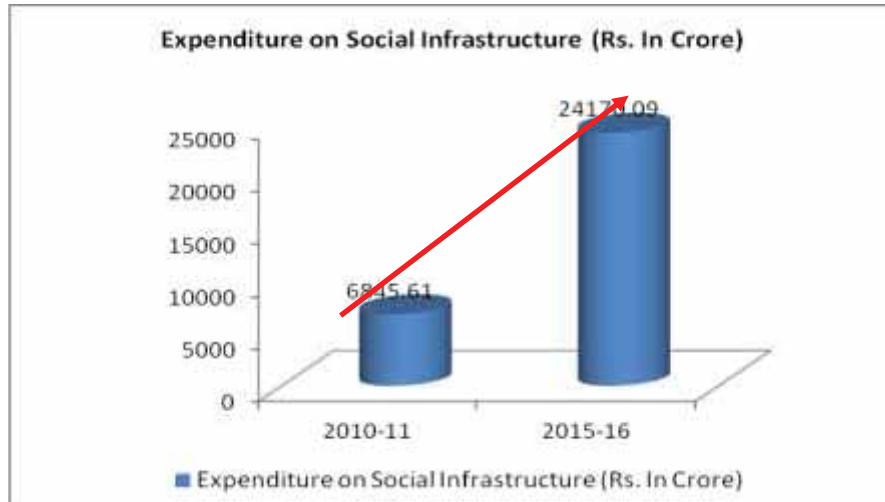
- I. The steady growth in State's Development Expenditure, with significant increase of expenditure especially in Social Sector, has contributed in growth of GSDP over the last five years.
- II. State's Development Expenditure has more than doubled Rs. 38058.67 crore to Rs. 85406.15 crore over the period 2010-11 through 2015-16.
- III. The Compounded Annual Growth Rate (CAGR) of Development Expenditure from 2010-2011 to 2015-16 actual is 17.55 per cent and that of Plan Expenditure for the same period is 28.63 per cent.



Expenditure on Social Infrastructure

(Includes Education, Sports, Art & Culture, Health & Family Welfare, Water Supply, Sanitation, Housing, Information & Broadcasting, Labour & Labour Welfare, Welfare of SC, ST and OBC, Social Welfare and Nutrition)

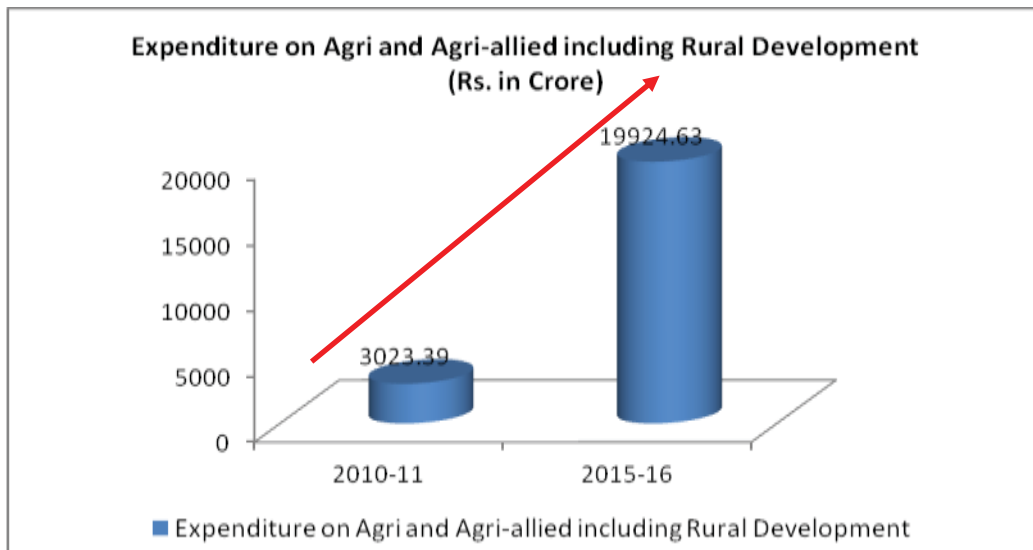
The total expenditure on social infrastructure in 2010-11 was Rs. 6845.61 crore which grew to Rs. 24170.09 crore in 2015-16 with a Compounded Annual Growth Rate (CAGR) of 28.70 per cent. The overall growth of expenditure on Social Infrastructure increased about three times over the period 2010-11 through 2015-16.



Expenditure on Agri and Agri-allied including Rural Development

(Includes Agriculture & allied activities, Rural Development, Special Areas Program and Irrigation and Flood Control)

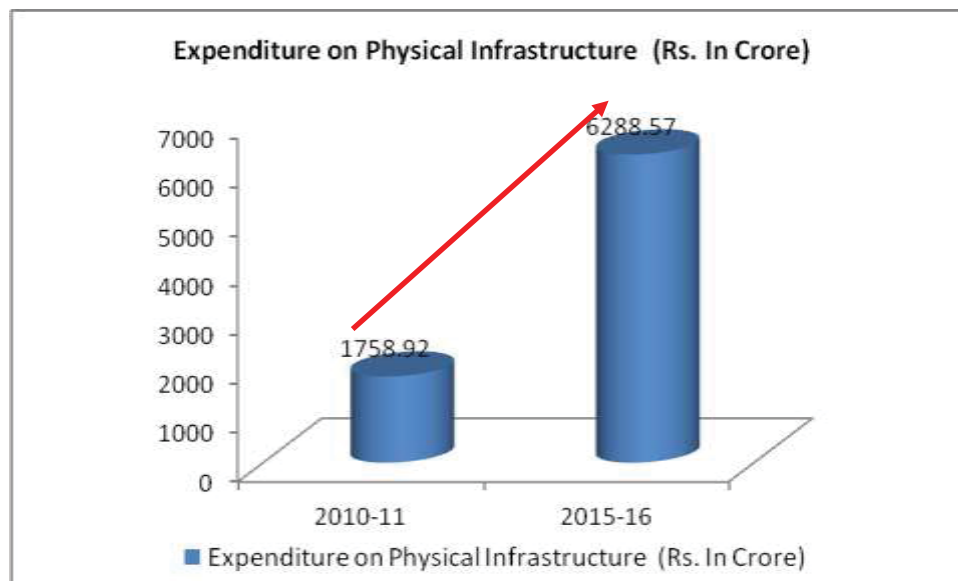
The overall growth of expenditure on Agri and Agri-allied Services including Rural Development increased about six times during the period 2010-11 through 2015-16. The total expenditure on Agri and agri-allied sector was Rs. 3,029.39 crore in 2010-11 which increased to Rs. 19924.63 crore (2015-16), with a 45.75 per cent Compounded Annual Growth Rate (CAGR).



Expenditure on Physical Infrastructure

(Includes Energy, Industry and Minerals, Transport, Science Technology & Environment, General Economic Service):

The total expenditure on physical infrastructure in 2010-11 was Rs. 1758.92 crore which increased to Rs. 6288.57 crore in 2015-16, an increase of 29.02 per cent in *CAGR*. The overall growth of expenditure on Physical Infrastructure increased about three times over the period 2010-11 through 2015-16.





Chapter 2

Agriculture and Allied Activities

Agriculture

Land & Land Reforms and Refugee Relief & Rehabilitation

Agricultural Marketing

Food Processing Industries and Horticulture

Animal Resources Development

Fisheries

Agriculture

2.1 Introduction

The main objectives of this department are to raise overall standard of living of the population, to achieve nutritional security for majority of the population, emphasis on land use pattern, soil, climatic situation, potential of irrigation, drainage situation and technological inputs for agricultural planning based on per unit productivity and to encourage cluster formation of farmers, adapting them to skilled, organised, commercially viable production module that will lead to adequate nutritional resources and ensure economic security to the farming community.

2.2 Background / Context

Context in which the Department is functioning

West Bengal has 2.7 percent of the nation's total land and about 8 percent of the country's population and it produces more than 8 percent of the food. The state is a leading producer of rice, potato, vegetables, fish, meat and also significant producer of pineapple, litchi, flower, mango and mandarin orange. West Bengal supplies about 33 percent of potato and 66 percent of jute requirement of the country.

With the aim of doubling income of farmers by 2020, a growth rate of 4 percent in agriculture is targeted during the twelfth plan period (2012-17).

Resource constraints incapacitate the poor farming majority from adoption of modern technology. Small and fragmented holdings, risk factors in agriculture, high input cost, inadequate market access, non-remunerative market price as well as fluctuating and unfavorable market has its adverse effect towards income of the practicing farmers. Major constraints affecting agricultural productivity are -

- I. Gap in Potential and Average productivity, unavailability of quality seed, planting materials and other agricultural inputs.
- II. Insufficient processing and marketing of agriculture produce.
- III. Non-commercialization of fruits and vegetables to the optimum level and poor adoption of post-harvest technologies.
- IV. Resource poor farmers with low per capita income, lowest per capita land availability, small and fragmented land holdings.
- V. Inadequacy of extension and other service delivery mechanism to reach poor farmers.
- VI. Poor infrastructure, village road, communication and storage facility.
- VII. Lack of effective value chain management initiatives.
- VIII. Inadequate alliances, partnership and linkages for research and development, technology dissemination and commercialization
- IX. Lack of proper knowledge on assessing vulnerability and thereby failing to adopt methods to fight climatic changes on agricultural production system.

- X. Crop specific adoption of technology instead of village or cluster basis.
- XI. Conversion of farm land for non-farm purposes.

For increase in farm income without increasing the cultivable area, it is imperative to adopt integrated farming approaches by combining farm enterprises such as horticulture, fishery, livestock, sericulture, vegetables and floriculture. This will have catalytic effect toward adoption of improved technologies resulting in cropping intensity, integrated pest and nutrient management leading towards maintenance of soil health and weather resilient agricultural activities.

Major cropping pattern of the State is rice based with potato, jute, sugarcane, wheat, maize, pulses, oil seeds and vegetables. The production of rice and cereals has been appreciable and is in surplus. West Bengal has been lagging behind in production of pulses and oilseeds and this calls for immediate intervention to facilitate increase in area and production of oilseed and pulses. The area of pulses has been raised from 2.56 lakh hectare in 2013-14 to 3.41 lakh hectare in 2015-16.

Seed replacement rate for most of the crops are good, but the State is not self-sufficient in seed except paddy and this necessitates and opens up seed production as one of the upcoming commercial activities in the State. This will also ensure timely availability of quality seed. Necessary support to facilitate seed production is envisaged to be attempted through the *“production, quality assurance, storage & distribution of Seed and Planting Material”*.

Land degradation is a major constraint and attention is necessary for designing interventions for reclamation of about 2 million hectare of degraded land in West Bengal. Soil erosion has been a major problem leading to loss of carrying capacity of soil. Appropriate land and water management approaches, measures for erosion control, checking runoff loss, developing social forestry would be attempted on areas where Soil Survey reports are already available.

Though fertilizer consumption in the state has been more or less in a balanced proportion, poor use of organic manures has resulted in gradual deterioration of soil health. Initiatives such as issue of soil health cards, soil capability classification, nutrient analysis based use of fertilizer, promotion of organic farming on a large scale, encouraging PGS certification (Organic farming) are likely to result in maintenance as well as development of soil health in areas of marginal chemical application areas in first phase.

Participatory Integrated Pest and Nutrient Management System (PIPMS) may be adopted in the same vision like that of Participatory Guaranty System India to promote Good Agricultural Practice (GAP) in intensive agricultural areas in selected clusters. Application of organic manure, bio-fertilizer, bio-pesticides are to be increased with the vision towards gradual reduction of chemicals to achieve weather resilient agricultural practice. This along with integrated farming will not only increase farming income but also reduce farming expenditure and open up organised market network for products with Good Agricultural Practice.

Climate change is a major threat to the vulnerable poor marginal farmers and also to the majority of state population due to their high dependence on agriculture and allied sectors. Geographical vulnerability of coastal and Himalayan areas and that of drier districts also add to it. West Bengal has been a forerunner

in developing the action plan for climate change. Initiatives are taken to enable the farmers to cope better with the eventualities of climate change.

To attain the plan objectives within the above constraints, the following measures would be taken up -

- I. use of location specific technology for increasing productivity across all the sectors.
- II. bringing in fallow lands under cultivation.
- III. promotion of conservation agriculture approaches such as Zero tillage.
- IV. bringing more areas under irrigation to facilitate enhancement of cropping intensity.
- V. promoting use of integrated farming approaches.
- VI. integrated nutrient and pest management.
- VII. use of water saving methods as System of Rice Intensification (SRI) and other forms of systems of crop intensification.

2.3 Executing Agencies

The Department is functioning through Directorate of Agriculture headed by Director of Agriculture as head of the implementing agency having following branch and/ or wing -

- I. ***Extension wing:*** It has been implementing infrastructure up-to GP level starting from the Directorate. In addition, Agriculture Technology Management Agency (ATMA) is operating through SAMETI (State Agricultural Management & Extension Training Institute) & SNO (State Nodal Officer) at State level, ATMA General Body at district level and Block level Farmers Advisory Committee is functioning with minimum support staff like Block Technology Manager (BTM) and Assistant Technology Manager (ATM) under the supervision of Block Technology Team (BTT) with officer of Agriculture & allied departments under guidance of ATMA management committee (comprising of district level officers of Agriculture & all allied sectors) at district level.
- II. ***Research wing:*** This wing has discipline like Agronomy, Agriculture Botany, Agricultural Chemistry, Entomology, Plant Pathology, basically working in Commodity Research Station, Adoptive Research Station for development of new variety, validation of agricultural technology along with front line demonstration in farmers field.
- III. ***Evaluation wing:*** This wing is responsible for evaluating area, yield rate and production of major field crops, forecast of crops, crop insurance programme etc. In addition they are also working on Agricultural cost & prices.

Agricultural Research, e-Governance in Agriculture

Agricultural Research : Five Rice varieties namely Puspa (IET-17509), Dhiren (IET-20760), Dhruva (IET-20761), Sampriiti (IET-21987) and Gosaba-5 (IET-23403) have been developed by Research Wing of Directorate of Agriculture which is released by State Variety Release Committee. Two varieties of Pulse crops have been developed by Research Wing of Directorate of Agriculture, one each of Gram, namely Bidishectare

and another of Lentil, namely Subhendu for our State. To combat the change of climate a new technology of rice cultivation namely "System of Assure Rice Production or SARP" has been developed by Research Wing of Directorate of Agriculture. Adopting this method, farmers can easily escape the early drought and late flood situation by transplanting as old as 60 days seedlings with a minimum seed rate of 10 kg/hectare without hampering the normal yield.

e-Governance in Agriculture : Starting in the year 2003-04 onwards when the first computers arrived, it has progressed a great deal in terms of office automation and now the block offices have at least one computer. With increased daily workload and constantly dwindling manpower computerization is inevitable. The E-Governance scheme provides financial support for purchase of hardware and computer consumables for all offices of the Agriculture Department. An amount of Rs. 70 lakh was utilized during the year 2015-16 for the above stated purpose and Rs. 206.85 lakh is proposed to be spent on hardware and computer consumables for the year 2016-17.

ICT (Information Communication Technology) is the latest tool available in agriculture which may prove to be the most effective extension and information delivery system with more and more use of digital technology like computers, smart phones, tablets pc's and other hand held devices and of course internet facility. Though the penetration of digital linkage to the remote villages is still low but the progress rate is lightening fast. The AGRISNET started functioning from the year 2007-08 onwards which was one of the pioneering projects in the country, enabled direct information gateway to common people in terms of online license application for fertilizer, pesticide and seed and at the same time providing basic information about plant protection. Later the soil health card generation was made possible through this portal. The portal is under the process of revival and is soon expected to render support in conformity with present needs.

Matir Katha, a farmer centric extension delivery application was developed with an aim to empower extension machinery and the farmers with latest knowledge of Government schemes, recommended practices, 24/7 crop protection and decision making solution, video tutorials, weather information available through a wide spread AWS (Automated Weather Stations) and market information. There are provisions of host of other advanced features like IVRS (Interactive voice response) voice mail, project monitoring, MIS entry etc. for future use. The application is android based and connected through web can be used through hand held devices (tablets) distributed at various levels throughout the State. This venture is one of the most advanced such application developed in the country. The recent version of the application software is going to be rolled out very shortly with features like GIS tagged soil sample collection, generation of soil health card, registration of farmers for getting crop advisory. Soil Health card generation was a great achievement towards process automation. Four such processes viz. fertilizer manufacturer/ dealers registration, insecticide license, seed license, seed certification is being targeted for completion during the current year under the Matir Kathectare Platform.

The Information Communication Technology Cell of Directorate of Agriculture was inaugurated on 11th December, 2015 with the objective of deployment of dedicated manpower for related activities and it is expected that the cell will be able to cope up with the emerging needs of ICT.

2.4 Food Security

There has been a significant increase in the production of pulses, oilseeds and foodgrains over the last few years in West Bengal. The production of pulses soared by 33.82 percent, oilseeds by 28.11 percent

and foodgrains by 19.79 percent from 2010-11 to 2014-15. During the year 2015-16 the production of foodgrains was 179.81 lakh MT. In order to sustain food security, the target for production of foodgrain during the forthcoming year 2016-17 has been set at 179.89 lakh MT.

2.5 Land Use & Rainfall Pattern

Rain fall (in mm) Analysis in the Districts of West Bengal (2012-16)

Sl. No.	District	(Jan'15 to Dec'15)			(Jan'16 to Nov'16)		
		Actual	Normal	percent Dep.	Actual	Normal	percent Dep.
1	Darjeeling	3331.6	3084.6	8	3524.4	3070.6	15
2	Jalpaiguri	3565.7	3457.0	3	3923.6	3445.3	14
3	Alipurduar	3832.4	3570.2	7	3799.6	3562.7	7
4	Cooch Behar	2865.8	3041.6	-6	2864.6	3033.7	-6
5	Uttar Dinajpur	1241.2	2041.9	-39	1434.0	2033.6	-29
6	Dakshin Dinajpur	1540.9	1755.1	-12	1297.5	1746.5	-26
7	Malda	1372.5	1485.2	-8	1144.3	1474.9	-22
8	Murshidabad	1600.0	1376.6	16	1061.3	1366.7	-22
9	Nadia	1677.0	1443.8	16	1414.3	1427.2	-1
10	Birbhum	1626.8	1430.5	14	1362.0	1421.1	-4
11	Bankura	1255.0	1385.9	-9	1384.1	1370.8	1
12	Purulia	1154.3	1321.9	-13	1342.7	1309.3	3
13	Burdwan	1646.6	1348.2	22	1205.0	1335.8	-10
14	Hooghly	1660.1	1476.1	12	1360.4	1466.9	-7
15	Purba Medinipur	1525.0	1666.5	-8	1591.9	1655.5	-4
16	Paschim Medinipur	1429.8	1541.1	-7	1242.7	1533.3	-19
17	Howrah	1709.5	1536.1	11	1392.9	1524.8	-9
18	N.24-Parganas	1693.3	1623.6	4	1709.9	1609.7	6
19	S.24-Parganas	1857.4	1876.3	-1	1799.2	1865.4	-4
Sub-Himalayan WB		2535.7	2633.7	-4	2569.7	2623.9	-2
Gangetic WB		1569.6	1502.2	4	1405.5	1490.5	-6

N.B. Excess=20percent or More, Normal=±19percent, Deficient= -20percent to -59percent, Scanty= - 60percent to - 99percent, No Rain = -100percent,

Act.=Actual, Nor.=Normal ,percentD.=percent Departure from normal.

Note: The report excludes Kolkata metropolitan district

Source: Agriculture Department

Estimated Land Use Statistics of West Bengal for the year 2010-11 to 2014-15 (Area in hectare)

Sl. No.	Category of Land	Year				
		2010-11	2011-12	2012-13	2013-14	2014-15
1	Reporting Area	8684113	8684113	8684113	8684113	8684113
2	Forest area	1173669	1173669	1173669	1173669	1173669
3	Area under non Agril. use	1822844	1794370	1821801	1834440	1842219
4	Barren and Unculturable land	17126	15226	12524	11330	10886
5	Permanent pastures & other grazing land	4844	3592	2767	2281	2366
6	Land Under Misc. Tree Crops and Groves not included in Net Area Sown	53213	51649	49791	49184	49465
7	Culturable waste land	28751	30848	23809	17963	16943
8	Fallow land other than current fallow	18200	17882	15412	12217	11462
9	Current fallow	584244	398731	379438	349303	338717
10	Net area sown	4981222	5198146	5204902	5233726	5238386

Source: Agriculture Department.

2.6 Area, Production and Productivity of Principal Crops

Area in '000 hectare, Production in '000 ton, Yield in kg/ha.

* Production in '000 bale and Yield in bale/hectare (1 bale = 180 kg)

Crops	2014-15			2015-16		
	Area	Yield	Production	Area	Yield	Production
Kharif (Aus+Aman) Rice	4236.49	2732	11575.44	4213.37	2735	11523.56
Boro Rice	1290.02	3373	4351.75	1310.58	3380	4430.00
Rice	5526.51	2882	15927.19	5523.95	2888	15953.56
Wheat	334.64	2807	939.25	339.85	2825	960.00
Total Cereals	6027.96	2911	17545.76	6033.42	2925	17646.30
Total Pulses	248.58	929	230.86	346.03	966	334.42
Total Foodgrains	6276.54	2832	17776.63	6379.46	2819	17980.73
Total Oilseeds	760.81	1128	858.09	792.83	1168	926.46
Potato	412.00	33751	13905.70	489.95	19742	9696.83
Jute*	567.21	15.53	8808.27	544.70	14.08	7669.37

Source: Agriculture Department

2.7 Capacity Building & Skill Development

Details of capacity building and skill Development of Farm women / Farmers through training activities of Agriculture Department during May 2011 to November 2016

Agriculture Department undertakes an extensive training programme for farmers, farm women and extension personnel of the Department to impart scientific knowledge enhanced capacity building, skill development and to bring about a behavioral change amongst them. Efforts are taken to enable the farming community of the State to adopt modern agricultural technologies through residential and on farm training programmes. The training of officers and other extension personnel are also carried out to improve their service related skill and management capacity.

Women are performing a vital role in agriculture since a long time. Department of Agriculture has made effective plan for empowering women in modern agriculture along with male farmers. Generally 30percent of the benefit of the Government schemes is earmarked for women farmers.

A State Plan scheme in the name of *Agricultural Training on Farm Women* has been implemented in Twelfth Plan period and year-wise beneficiaries of different categories of women farmers are furnished below:

Year	No. of Women Farmers Benefitted (including SC, ST) through 5 days' residential training	Total Fund Utilization (Rs. in lakh)
2012-13	1470	24.50
2013-14	1710	28.50
2014-15	Nil	Nil (due to unavailability of advance fund in time)
2015-16	1500	30.00
2016-17	450*	9.00

*Likely to be achieved

Apart from that, women farmers are benefitted through different schemes like "Farmers' Study Tour/Training", training and through other agricultural training under RKVY(Rastrya Krishi Vikash Yajona), BGREI, NFSM(National Food Security Mission),ATMA, Krishi Mela, Farm mechanization, OTA (One Time Assistance)- SFI(Small farm Implement) etc.

Year	No. of Farmers Benefitted (including SC, ST) under State Plan (Farmers' training)	Total Fund Utilization (Rs. In lakh)
2012-13	120	2.00
2013-14	90	1.50
2014-15	150	1.50
2015-16	960	19.20
2016-17	1590*	31.80*

*Likely to be achieved

In the State Plan Schemes 5 days' residential trainings are imparted on Good Agricultural Practices(GAP) of economically important crops, quality seed production (women are usually engaged in quality seed production process), post harvest technology and value addition, Organic/Bio-farming,

scientific nursery management, use of farm machineries and equipments, IPM(Integrated Pest Management), hybrid crop.

During financial year 2016-17 a proposal has already been in process for conducting such residential training of Farmers of ST categories utilizing Rs.6.00 lakh covering 300 ST farmers for skill development and for holistic agricultural development.

During the year 2015-16 six months' residential pre service training for capacity building and skill development of 366 candidates for appointment to the post of Krishi Prajukti Sahayaka has been imparted at different training centers across the state. The selected candidates already completed their training and joined at their places of posting. In-service training of 400 Krishi Prajukti Sahayaka will be organized during 2017-18.

For exposure to other agriculturally advanced region of the country and for imparting training on frontline technologies, around 237 officers were sent to various national level training Institutes across the country during 2011-2016.

During last one year 30 officers have taken training at Administrative Training Institute, Salt Lake and other state/regional training institutes. More than 60 senior officers have participated at Management training at Indian Institute of Social Welfare and Business Management (IISWBM),Kolkata. One day orientation training of newly recruited officers was organized at Agriculture Training Center, Ramakrishna Mission, Narendrapur and residential Induction Training was also organized for 152 newly recruited Assistant Director of Agriculture under Administration and Research wings at Administrative Training Institute (ATI), Salt Lake, Kolkata.

Agriculture Department will organize one year apprenticeship of candidates selected from 10+2 vocational agriculture passed out student of last three years under a 50percent GOI sponsored scheme with the help of Board of Practical Training (Eastern Region) of Govt. of India. This scheme has started on pilot basis in the district of North 24 Parganas, Paschim Medinipur and Purba Medinipur from January 2016.

2.8 Soil & Water Conservation

Soil Survey

"Soil and Water Conservation Wing" of Agriculture Department is actively engaged in soil and land use survey with the primary objective(s) of enhancing productivity of agricultural lands, identifying the constraints and limitations of soils being cultivated, suggesting land use-land cover in uncultivated land which can be brought under cultivation maintaining sustainability and soil health. An area of 258404.50 hectare of land has been surveyed covering 8(eight) blocks in the state during the period from May, 2011 to December, 2015.

Soil Conservation Extension

The major works which are carried out by this section under the Soil & Water Conservation are given below:

- I. Soil and water conservation activities *in-situ* soil moisture conservation through land levelling, land shaping, contour field bunding etc.

- II. Excavation of new "Water Harvesting Structures (WHS)" and re-excavation of Water Harvesting Structures (re-WHS) of different dimensions at different locations to store the rain water directly as well as indirectly by collecting the run-off water.
- III. Checking of soil erosion encouraging ground water recharge through construction of check dams, gully plugging etc.
- IV. Removal of drainage channel congestion, construction of pucca irrigation channel to minimize water transmission loss, stream bank erosion control etc.
- V. Implementation of the "Watershed Management" programmes, State Plan schemes, non-plan schemes and central sector schemes like *RKVY, BGREI, NMSA, NMOOP* etc.

Achievement of all schemes under Soil Conservation wing during 2011-16.

(Unit in hectare)

Sl no.	Financial year	Physical achievement	Land Development	Area benefitted by creating water resources.	Total area benefitted.
(A)	(B)	(C)	(D)	(E)	(F = D + E)
1.	2011-12	W.H.S – 1358 nos., Pucca irrigation channel-10213mtr., Land levelling- 10503.25 Ha.	10503.25	8150.00	18653.25
2.	2012-13	W.H.S-608 nos., Plantation- 325 Ha., Clearance of drainage congestion- 20779mtr., Stream Bank Erosion Control-4200mtr., Land levelling- 6673.02Hectare	6673.02	7475.74	14148.76
3.	2013-14	W.H.S-730 nos., Plantation- 449.44 Ha., Pucca irrigation channel- 14800 mtr. Clearance of drainage congestion- 4399.00 mtr., Land levelling- 6604.54 Hectare	7053.98	13653.96	20707.94
4.	2014-15	W.H.S (Happa) – 6077 nos., Pucca irrigation channel-104448.00mtr., Land leveling-4787.00 Ha., Integrated farming system (RAD)- 1015.00 Ha.	4787.00	14112.60	18899.60
5.	2015-16	W.H.S- 692 nos., Pucca irrigation channel-142255.00 mtr., Land leveling- 819.95 Ha., Clearance of drainage congestion- 1331.00 mtr., Check dam- 17 nos., Stream Bank Erosion Control- 1490.00 mtr. Integrated farming system (RAD) – 1394.00 Ha.	1756.95	14951.58	16708.53
Grand total =			30774.20	58343.88	89118.08

Source: Agriculture Department

*Land Development -includes Land leveling, Bunding, Plantation etc.

*Creating water resources-includes W.H.S (Water harvesting structure), pucca irrigation channel, check dam, clearance of drainage congestion, Stream bank erosion control etc.

2.9 Different schemes with Context, Physical & Financial progress, effect on development in Agricultural sector

RASHTRIYA KRISHI VIKASH YOJANA (RKVY)

For comprehensive development of agriculture & allied sector, the State Government has been implementing Rashtriya Krishi Vikash Yojana (RKVY) in the State of West Bengal through active involvement and co-ordination of various stakeholder departments namely, Agriculture, Animal Resources Development, Fisheries, F.P.I. & Horticulture, Agriculture Marketing, Co-operation, Forest, M & SSE & T, Food & Supplies and Irrigation & Waterways wherein the Agriculture Department acts as Nodal Department. During 2014-15, the GoI allocated a sum of Rs.582.35 crore for implementation of RKVY (Normal) & sub-schemes in the State of West Bengal. Out of the GoI release for RKVY (Normal) during 2014-15, a total sum of Rs. 64.026 crore has been released for implementation of 15 nos. of projects of Agriculture Department under RKVY (Normal) against SLSC approved outlay of Rs. 87.1688 crore. Important projects undertaken under RKVY during 2014-15 are listed below :

- I. Production of quality seeds, Initiative for crop development in West Bengal.
- II. Farm mechanization through Financial Support Scheme for Farm Mechanization (FSSM) & One-time assistance for small farm implements (OTA-SFI).
- III. Seed production in Govt. Agril. Farms.
- IV. Dissemination and campaigning of improved technology and govt. schemes among farming community through electronic media.
- V. Infrastructure development of small-scale seed producers, Infrastructure development of ATCs.
- VI. Matir Katha, Implementation of land shaping & rain water harvesting technology.
- VII. State specific Agril. Research projects.
- VIII. Support to extension functionaries for facilitating Agricultural Extension and mass campaign in the State of West Bengal

During the year 2015-16, more emphasis has been given for the growth and development of sectors namely, real time based extension service to farmers through integration of platforms on Mathir Kathectare Clouds and advisory service emerged from pest & disease pestilence warning system, Seed & Seed production, Crop Development of Rice, maize, oilseeds & pulses with special attention to aromatic rice, agriculture mechanization including machine & implement/ equipment assistance, infrastructure development of farms of State Govt. & State Agricultural Universities, Agricultural Training Centres and small-scale seed producers, Research Stations & institutes including development of Seed infrastructure and Agril. Research projects. Total financial outlay of 50.5625 crore had been utilized fully.

During 2016-17 total fund allocation is Rs. 83.51 crore under Agriculture Department, out of which Rs.66.71 crore has been allocated for Directorate of Agriculture. Up to November '16, Rs.38.98 crore has been released and Rs.27.01 crore has been utilized till date.

Bringing Green Revolution to Eastern India

The sub-scheme under RKVY was launched during 2010 for increasing per hectare yield of major cereals aiming to add more food grains to country's food basket. In covered area round 22 percent productivity increase of rice has been registered against benchmark yield. During 2014-15 a total of 162300 hectare paddy and wheat demonstration centers have been set up across the State aiming dissemination of good agricultural practices to the farmers. Pumpset, paddy thresher, drum seeder and other farm implements are given in subsidised rate under this programme. The subsidy portion goes directly to KCC accounts of farmers. In site specific activities the construction works of farm ponds, irrigation channels are undertaken for assured irrigation. 10 percent of the total outlay of Rs.165.50 crore was spent for marketing support. Under this central sector scheme, work plan has been undertaken during 2013-14, in which about 1712 hectares of wastelands has been brought under cultivation. In addition to that 504 of water harvesting structures and dug wells have been excavated in our state and 12800 RMT of drainage/ irrigation channel, 205.44 hectare of horticultural plantation have been developed by utilizing Rs.1500.00 lakh. According to work plan undertaken during 2014-15, about 25 hectares of wastelands will be brought under cultivation, in addition to that 206 water harvesting structures excavated in our state and 4399 RMT drainage, irrigation channel, 244 hectare of horticultural plantation has been developed by utilizing Rs 513.00 lakh. Also 3465 Farm Pond and about 49170 RMT irrigation channel have to be constructed by utilizing Rs.1310.00 lakh.

Table No.2.1

Fund utilization in last three years is shown in the following table:

(Rs. in crore)

Year	Total financial outlay	Fund allotted for Directorate of Agriculture	Fund released for Directorate of Agriculture	Fund utilised
2015-16	170.99	162.43	162.43	130.75
Revalidate fund 2015-16	33.87	31.68	31.68	31.68
2016-17	158.00	150.96	75.48	45.37

Source: Agriculture Department

During 2015-16, 82312 hectare demonstrations on Rice and 17266 hectare demonstration on Wheat was conducted. 76100 hectare demonstration on Rice, 9600 hectare demonstration on Maize, 5200 hectare demonstration on Lentil, 7600 hectare demonstration on Mustard and 10300 hectare Wheat is being conducted during 2016-17. More over distribution of Farm Machinery, PP Chemicals & Micronutrient and Seed Production & Seed distribution programme has been taken in the scheme.

2.10 National Food Security Mission (NFSM)

A centrally sponsored scheme "National Food Security Mission (NFSM)" was launched during October, 2007 with an objective of increasing annual production of rice by 10 million tonnes, wheat by 8 million tonnes and pulses by 2 million tonnes by the end of eleventh plan (2011-12). The mission met with an overwhelming success and achieved the targeted additional production of rice, wheat & pulses. The

mission is being continued during 12th Five Year Plan with new targets of additional production of foodgrains of 25 million tonnes comprising of 10 million tonnes rice, 8 million tonnes of wheat, 4 million tonnes of pulses and 3 million tonnes of coarse cereals by the end of 12th Five Year Plan. NFSM during 12th Five Year Plan have five components (i) NFSM-Rice, (ii) NFSM-Wheat, (iii) NFSM-Pulses, (iv) NFSM-Coarse Cereals and (v) NFSM-Commercial Crops. In West Bengal, NFSM-Wheat has been discontinued during 12th Five Year Plan.

2.11 Objective of NFSM

- I. Increasing production of rice, wheat, pulses & coarse cereals through area expansion and productivity enhancement in a sustainable manner in identified districts of the country.
- II. Restoring soil fertility and productivity at individual farm level.
- III. Enhancing farm level economy (Farm Profits) to restore confidence amongst the farmers.

During 2015-16, in all 68196 hectare demonstration of rice, pulses and coarse cereals with quality agricultural inputs are being conducted across the state under NFSM. The target of demonstration during 2017-18 has been fixed at 80000 hectare for dissemination of good agricultural practices.

During 2016-17, special initiative has been taken to cover additional 1 lakh hectare area under pulses through poira/relay cropping of lentil & Khesari in rice fallows and relay/ inter cropping of green gram with jute and Black gram with Maize.

Financial progresses of NFSM during the year 2011-12 to 2014-15 are depicted in the following Tables.

Table No.2.2
Financial Progress of NFSM during 2012-13 to 2015-16

(Rs. in lakh)

Year	Approved outlay	Total fund available	Fund utilized
2012-13	4188.88	4834.51	4246.70
2013-14	5992.88	6871.33	5553.60
2014-15	5261.79	6641.79	6239.19
2015-16	7165.20	6404.06	6762.56

Source: Agriculture Department

Table No.2.3
Financial Progress of NFSM during 2016-17 (Upto Dec 2016)

(Rs. in lakh)

Component	Approved Outlay	Total fund available	Fund utilized
NFSM-Rice	6681.91	3340.95	2671.06
NFSM-Pulses	1766.00	883.00	538.98
NFSM-Coarse Cereals	149.00	74.50	70.24
Additional area coverage of NFSM Pulse	500.00	Nil	Nil
Total	9096.91	4298.45	3280.28

Source: Agriculture Department.

2.12 National Food Security Mission (Commercial Crop) Jute

A centrally sponsored scheme National Food Security Mission (Commercial Crop) has been introduced during 2014-15 for development of Jute based cropping system. During 2015-16 Govt. of India has approved Rs.401.00 lakh for production of certified Jute Seed in Govt. Farms and seed village, 4800 hectare front line demonstrations using improved farm implements and improved technology etc. Training will also given by scientists and experts for modern cultivation. During 2016-17 an area of 4398 hectare will be covered for conducting Front Line Demonstrations on Production technology of Jute with a financial outlay of Rs. 367.14 lakh.

2.13 National Food Security Mission (Commercial Crop) Cotton

The scheme of National Food Security Mission (Commercial Crops)-Cotton may be continued for the purpose of popularization of cotton with a view to establish suitable cotton production technologies like Integrated Crop Management(ICM), High Density Planting System (HDPS), intercropping with cotton at coastal areas of Sundarbans to undertake different work-components under the scheme. During 2015-16 achievement was Rs.27.59 lakh against target of Rs. 44.99 lakh. For the year 2016-17 total financial outlay is Rs. 41.19 lakh.

2.14 Cotton Development Mission (Cdm)

In scheme of *Cotton Development Mission (CDM)* under State Plan, cotton seed production programme under Seed Certification programme may be undertaken to assure timely supply of desired varieties of cotton, suitable for the coastal zone as entire cotton seed is be procured from outside the states. During 2015-16, Rs. 12 lakh was expended from Rs. 40.00 lakh outlay. For the year 2016-17 target is fixed for Rs.44.00 lakh.

2.15 National Mission On Oilseeds And Oilpalm (Nmoop)

During the financial year 2016-17, GOI has approved an action plan with an outlay of Rs. 2228.69 lakh out of which the Central share is Rs. 1337.22 Lakhs while the State's share is Rs. 891.48 lakh. The financial outlay under NMOOP, Mini Mission- I (Oilseeds) is Rs. 1822.89 lakh while for Additional Action Plan under NMOOP, it is Rs. 405.80 lakh.

Up to 14th December, 2016, Rs. 666.67 lakh has been released & Rs. 20.43 lakh committed expenditure has been incurred under NMOOP 2016-17 out of which GOI' share is Rs. 12.254 Lakhs and the State's share is Rs. 8.176 lakh. 2543 hectare of crop demonstration centres (Mustard and Sunflower) and 8 farmer's training meeting & 2 officers training meeting have been executed under this scheme and the rest of the targets are most likely to be achieved within this financial year.

During 2016-17 with a financial outlay of Rs. 640 lakh, the following activities are targeted for execution under NMOOP -

- I. 14223 hectare of crop demonstration centres.
- II. 370 training meetings.
- III. 150 IPM DCs, 37020 hectare of crop inputs like PP chemicals & SSP as a source of sulphur.

- IV. 27230 Qtls of Breeder seed purchased and Production of Foundation and Certified.
- V. 16 Oil Expeller Machines.
- VI. 1000 Seed Storage Bin distribution.
- VII. 1000 Seed Treatment Drum distribution.
- VIII. 80000 mtr irrigation pipe distribution.
- IX. 6 Water harvest structures for Red & Laterite zone of our state.
- X. 20 water harvest structures for coastal zone of our state.
- XI. 59 Ring Well.
- XII. 40 Masonry Dug Well.
- XIII. 2 inter state exposure visit of farmers.
- XIV. 9 within the state exposure visit of the farmers.
- XV. Subsidised distribution of Farm Machinery under Farm Mechanization schemes.

2.16 Report on Farm Mechanization

During XII Plan period (2012-17), Farm Mechanization programme witness a steady growth with gradual progress of Farm Power (KW) per hectare as under

Farm Power Availability (Kw/ha.)					Food Grain Productivity (Kg/ha.)				
2011-12	2012-13	2013-14	2014-15	2015-16	2011-12	2012-13	2013-14	2014-15	2015-16
1.381	1.455	1.477	1.565	1.650	2642	2699	2751	2833	2812

Source: Agriculture Department

The State have achieved steady growth of Farm Power due to introduction of Hi-tech Machinery & implement like Combine Harvester (60-75Hp), Mini Combine (18-25 Hp), Rice Transplanter, Power Reaper, Powertiller, Tractor, Power Thresher, Power Sprayer, Potato Digger, Potato Planter, Ground nut Digger, etc.

The Schemes through which those above machineries are being popularised are -

I. Financial Support Scheme For Farm Mechanization (F.S.S.M)

A Scheme for distribution of Agricultural Machinery & Equipment which include Tractor (20-70HP), Power Tiller (above 8HP), Power Reaper(Self-propelled),Rice Transplanter (S.P), Zero Tillage Seed Drill, Multi-Crop Thresher, PumpSets,Potato Planter/Digger,Rotavator etc. Subsidy amount ranges from Rs.10,000/- to Rs.1.25 lakh depending upon type of machinery. The Subsidy is front-ended & Bank linked and Subsidy transferred directly to the K.C.C account of the beneficiary.

II. One-Time Assistance For Small Farm Implements (Ota-Sfi)

A Scheme for distribution of Small implements like Manual Sprayer/Thresher /Drum Seeder/Weeder /Spade / Water carrying Pipe /Seed-Bin/ SRI-Marker etc are being distributed to the Small & Marginal Farmers at 50percent subsidy subject to maximum Rs.10,000/- being credited to the K.C.C/Bank account of beneficiary

III. Credit Linked Subsidy For Establishment of Custom Hiring Centre of Farm Machinery

A scheme to set-up Farm Machinery Bank/ Custom Hiring Centre (CHC) with minimum Financial outlay (TFO) of Rs. 10.0 lakh to maximum Rs. 100.0 lakh with pattern of assistance @40percent subject to maximum Rs. 40.0 lakh per beneficiary. The total cost of CHC project includes cost of Machinery +Annual maintenance (1yr AMC) + Insurance for 1st year + Cost of Shed etc.

Subsidy is credited to Bank-Loan account of beneficiary directly.

Table No.2.4
Distribution of Farm Machinery during XII plan period in West Bengal through Subsidy Scheme.

(In number)

Sl. No.	ITEM	2012-13	2013-14	2014 -15	2015-16
1	Tractor	493	140	213	196
2	Power Tiller	5,348	2,707	2,656	1257
3	Pumpset	34732	25,259	35,736	33138
4	Power Reaper	466	101	145	79
5	Power Sprayer	0	2141	891	1746
6	Power Thresher	0	79	1302	1060
7	Zero Tillage	10	9	22	18
8	Rotavator	0	0	19	37
9	Maize Sheller	0	0	25	0
10	Rice Transplanter	0	0	1	9
11	Potato Planter	0	0		84
	Total	41049	30436	41010	37624
	Small Equipment	26411	15213	73969	15172

Source: Agriculture Department

2.17 Watershed Development Programme

West Bengal State Watershed Development Agency (*WBSWDA*), an Autonomous Agency of Department of Agriculture, Government of West Bengal has been implementing *PMKSY* (Watershed Development) since 2011-12, this is a centrally sponsored scheme , sponsored by Ministry of Rural Development, Department of Land Resources , Government of India.

Altogether, 119 projects are under implementation in the State as detailed below -

Table No.2.5
Watershed Development Programme

Sl.No	Districts	Number of Projects		Treatable Area (hectare)	
		Batch III	Batch IV	Batch III	Batch IV
1	Bankura	15	6	59800	23800
2	Birbhum	4	3	17200	13400
3	Burdwan	1	0	3800	0
4	Cooch Behar	5	5	2500	23800
5	Darjeeling	7	6	27900	22700
6	Jalpaiguri	4	1	18100	4500
7	Alipurduar	4	1	18100	4600
8	North 24 Parganas	1	3	4400	14700
9	South 24 Parganas	7	5	28200	22100
10	Paschim Medinipur	16	5	64800	22700
11	Purulia	13	7	55900	2100
	Total	77	42	323200	183300

Source: Agriculture Department

Table No.2.6
Financial Progress of the Scheme upto March, 2016
(Rs. in lakh)

Sl.No	Districts	Fund Available	Expenditure	Percentage of Expenditure
1	Bankura	1989.26	1655.32	83.21
2	Birbhum	608.55	518.95	85.28
3	Burdwan	74.71	59.09	79.09
4	Cooch Behar	826.34	628.27	76.03
5	Darjeeling	1081.74	857.49	79.27
6	Jalpaiguri	1286.74	995.52	77.37
7	Malda	73.20	0	0
8	North 24 Parganas	192.45	114.66	59.58
9	Paschim Medinipur	1985.49	1664.61	83.84
10	Purulia	2217.74	1913.89	86.30
11	South 24 Parganas	214.44	23.08	10.76
	District Total	10550.66	8430.88	79.91
12	WBSWDA	688.84	171.34	24.87
	Grand Total	11239.50	8602.22	76.54

Source :Annual Report 2015-16 of WBSWDA

Physical Achievement upto 2015-16 and Target for 2016-17

Sl. No	Success Indicator	Unit	Achievement during 2015-16	Target for 2016-17
1	Creation of Rain Water Harvesting Structure	Number	1635	4414
2	Renovation/Restoration of old Rain Water Harvesting Structure	Number	2149	4539
3	Additional Area Brought under Irrigation	hectare	1137	3950
4	Plantation including Afforestation and Horticulture	hectare	294.14	445
5	Formation of Self Help Groups (SHGs)	Number	1045	4750
6	Providing Livelihood to Households	Number	14350	65220

Source : Report Sent to DoLR, Gol

Achievement during 2015-16

Sl.No	Water harvesting Structure	Number	Capacity in cum
1	Check Dam	38	157034
2	Percolation Tank	18	24105
3	Other Water Harvesting Structures	605	844029
4	Number of Old Water Harvesting Structure Renovated	2149	-
5	Number of Farmers benefited	2244	-

Source : Report Sent to DoLR, Gol

Detail of Employment Generated (Person days) during 2015-16

Sl.No	Category	Employment Generated (Person Days)
1	SC	94379
2	ST	44706
3	Women (including SC/ST)	342745
4	Total	496732

Source : Report Sent to DoLR, Gol

Effect on Development in Agriculture Sector

With the aforesaid concerted activities, 4,98,976 number of rural population of agrarian sector has been uplifted with sustainable income generation through use of enhanced irrigation potential and drought farming procedures.

Ancillary activities like fishery, livestock rearing, crafts and small industries like food processing, salpata making, puff rice making, home tourism etc. has contributed to generate more annual gross income to farm families.

The formation of Self-Help Group within the watershed area has played a pivotal role in enhancing the rural income of farm families and bring about a perceptible changes during 2015-16, 4077 new SHG groups have been formed having 34931 members most of them being women.

Diversified Cropping Programme

Fifty eight blocks in Western part of the State lying in 5 Districts viz. Purulia (20), Paschim Medinipur (8), Bankura (10), Birbhum (8) and Burdwan(12) receive less rainfall during Kharif season for which Kharif paddy cannot be grown successfully. These districts lack irrigation facilities and cultivation is mainly under rain fed condition. To increase crop productivity and income of the resource poor farmers, multiple crop demonstration with crops like Hybrid Maize, Ground Nut, Pulse which require less water have been undertaken. Good quality HYV/Hybrid seeds and other inputs like chemical fertilizers, micronutrients, and seed treating chemicals are supplied to the farmers free of cost for crop demonstration. Latest technology suitable for growing crops in that region is also transferred through training. A total 3719.8 hectare demonstration centers of ground nut, pulse and hybrid maize were conducted including farmers training camp in those five districts. involving a financial outlay of Rs. 312.45 lakh during 2015-16 while in 2016-17 total budget for this scheme is Rs. 400.00 lakh. In addition 1.38 lakh has been allocated from RKVY (Crop Diversification Programme) for diversification of crop in Tobacco growing areas to compensate the campaign for reduction of Tobacco cultivation and to assist farmers to diversify their crop through demonstration.

PKVY

The State Government was very concerned for the last few years over the soil health status due to intensive agricultural practices of the State. Earlier the State has taken up Integrated Nutrient Management programme through various Central and State Programmes to address the major problem of Soil Health Management. Upon introduction of "Paramparagat Krishi Vikas Yojana (PKVY)" under National Mission on Sustainable Agriculture (NMSA) and Soil Health Management (SHM), a Centrally Assisted Scheme, the State decided to promote organic farming in the selected districts through this project from 2015-16.

PKVY, an elaborated component under SHM, embodies promotion of organic agriculture and production of agriculture products free from chemical and pesticide residues by adopting eco-friendly low cost technologies encouraging involvement of small and marginal farmers of the state through cluster approach of the same or near-by village.

A total of 120 such clusters aggregating 6000 acre @ 50 acre each will be formed covering 11 Districts (viz. Purulia, Bankura, Paschim Medinipur, South 24-parganas, North 24-parganas, Nadia, Burdwan, Birbhum, Uttar Dinajpur, Jalpaiguri and Alipurduar) for organic agriculture and PGS certification with adherence to National Standards under National Programme on Organic Production.

The project involves a total financial outlay of Rs. 18.21 crore for 3 years period from 2015-16 to 2017-18 on 50: 50 Central Share & State Share (from 2016-17 it is 60: 40) of which Rs. 8.56 crore has been approved & sanctioned for the year 2015-16, in which State Share fund stands as Rs. 4.28 crore. Subsequently, during the financial year 2016-17 Rs. 6.08 crore will be required in which State Share fund will be 40 per cent.

Table No.2.7
Progress report of PKVY (Rs. in lakh)

Year	Fund allotted	Fund released	Fund Utilised
2015-16	428.242	428.242	428.242 (100 per cent)

Source: Agriculture Department

2.18 SMAE (ATMA)

ATMA, a centrally sponsored scheme was introduced in West Bengal in the year 2005-06. It is a scheme for holistic approach of development with Agriculture and allied sectors like ARD, Fishery, Horticulture & Co-Operation involving Research Institutes, KVKs and NGOs.

The Strategic Research & Extension Plan (SREP) is prepared at the district level as per agro-ecological situation by all concerned as per participatory rural appraisal as provided by MANAGE.

The major components of the scheme are i) Demonstration, ii) Training, iii) Farm School & iv) Exposure visit of the farmers.

The implementing agencies at district level is Governing Body, ATMA under the chairmanship of District Magistrate and at the block level FIAC, ATMA headed by Assistant Director of Agriculture of Block.

Table No.2.8
Progress report of ATMA during last two years (Rs. in lakh)

Year	Fund allotted	Fund released	Fund Utilized
2015-16	12443.59	5089.93	3418.06
2016-17	10543.85	2950.00	19.67

Source: Agriculture Department

2.19 Crop Insurance (State Plan)

Achievements in the year 2016-17

Pradhan Mantri Fasal Bima Yojna (PMFBY) has been launched by Govt. of India from Kharif 2016 season across the country replacing earlier NAIS / MNAIS (National Agriculture Insurance Scheme/ Modified National Agriculture Insurance scheme); the same has been implemented in this State from Kharif 2016 season. Under provisions of PMFBY, the Implementing insurance companies will pay all admissible claims to farmers along with Bank charges; farmers need to pay maximum 2 percent rate in Kharif and 1.5 percent rate in Rabi crops while the limit is 5 percent for cash crops/horticulture crops; the State and Central Government will equally share the balance premium. This State, however, under "Bangla Fasal Bima Yojna" (BFBY) is providing additional subsidy to the farmers by bearing full farmers' share of premium in all crops except Potato and Sugarcane where a part is being borne.

The Crop Insurance programme Kharif 2016 of the State in the name BFBY provides support to both Loanee and Non-loanee insured farmers in case of non-preventable risks like plant disease, pests, flood, inundation etc. The Four (4) major crops of the kharif season in the state viz., Aus Paddy, Aman Paddy, Maize and Jute were notified. While blocks are the Notified Insurance Unit (NIU) in case of Aus, Maize and Jute; for Aman paddy Gram Panchayats (GP) were notified for the purpose of crop insurance. All the insured farmers , both loanee and non-loanee of the NIU will be eligible for compensation for crop loss due to natural calamities (i.e. non-preventable risks) and when the current year notified crop yield falling below the Guaranteed Yield of the NIU.

Plan for Rabi 2016-17

Crop insurance programme PMFBY/ BFBY is being implemented in Rabi season 2016-17. Two firms have been selected through e-tender on L1 basis. The crops covered are Boro (summer) Paddy, Wheat, Rapeseed & Mustard, Groundnut, Til (Sesamum), Gram, Mung, Lentil, Sugarcane, Potato and Maize. Sugarcane is being covered for the first time.

Last 5 years' Coverage under Crop Insurance Scheme

Season	Programme	Farmers Covered (in lakh)	Area Covered (in lakh ha.)	Claimant Farmers (in lakh)	State Liability towards farmers' share (Rs. in cr)	Other State Liability (Rs. in cr)	Total State Govt. Liability (Rs. in cr)
Kharif 2011	NAIS	4.76	2.42	1.20	0	12.15	12.15
Rabi 2011-12	NAIS	4.13	2.03	0.70	0	22.13	22.13
Kharif 2012	Pilot MNAIS	2.71	--	0.51		38.92	38.92
	NAIS	5.60	2.83	0.69	15.13	16.15	31.28
Rabi 2012-13	NAIS	4.46	2.10	1.07	21.88	7.93	29.81
Kharif 2013	Pilot MNAIS	2.97	--	0.40	9.94	38.92	48.86
	NAIS	5.75	2.81	2.98	18.86	52.93	71.79
Rabi 2013-14	NAIS	5.16	2.41	1.38	28.32	3.39	31.71
Kharif 2014	Pilot MNAIS	2.96	0.98	2.02	10.74	42.04	52.78
	NCIP (MNAIS)	10.79	6.75	1.18	62.10	16.28	78.38
Rabi 2014-15	NAIS	7.51	3.29	1.63	116.04	47.11	163.15
Kharif 2015	NAIS	10.11	4.45	2.27	37.10	41.41	78.51
Rabi 2015-16	NAIS	9.82	4.27	<i>Not yet finalized</i>	145.09	1.40	146.49
Kharif 2016 (Provisional)	PMFBY / BFBY	32.36	15.36	<i>Not yet finalized</i>	--	--	--

Source: Agriculture Department

2.20 Sericulture

Directorate of Sericulture has come under the fold of Agriculture Department from 19.12.2016 in pursuance of Order No. 1006-Home (Cons)/R2R(Cons)-08/2016.

Sericulture, an Agro-based Cottage Industry, plays a key role in ameliorating the economy of rural Bengal. Sericulture is practiced throughout West Bengal right from the Himalayan Valley in the Northern most region of the State down to the southernmost costal Sundarban area. It is a commercially attractive farm based economic enterprise providing and livelihood to more than 1.16 Lakh rural families because of its relatively low requirement of fixed capital and higher returns at regular intervals. There are four varieties of Natural Silk- Mulberry, Tasar, Eri and Muga. West Bengal is the State who takes pride in production of all these four types of Silk.

Resource Base : At present, there are 65 Farms, 16 Egg Production Centres (Exclusive Grainages) & 59 Technical Service Centers (*TSCs*) throughout the State under Directorate of Textiles (Sericulture) to serve the Sericulturists. Out of these 4 sectors mentioned above, Tasar culture is an age old tradition of the Tribal people residing in the Western Districts of the State namely Purulia, Bankura, Paschim Medinipur, Birbhum and part of Burdwan. While Eri and Muga culture is mostly carried out by the SC/ST people of Northern Districts of the State like Coochbehar, Jalpaiguri and Darjeeling. Mulberry Sericulture is practiced almost throughout the State involving a sizeable population belonging to Minority, SC and other weaker communities. Sericulture is also an activity where more than 60 percent of the work force is women and consequently a large population of women folk reaps the benefit of various developmental Schemes.

Emphasis is given on knowledge and skill development among the stake holders and linking sericulture with major agro based programmes of Union Government like *RKVY, MGNREGP*. An innovative scheme namely, "Assistance to Farmers for Construction of Suitable Infrastructure for open air Shelf rearing" with an objective of increasing the productivity parameters of silk cocoons is being executed in full swing.

Physical Performance during 2015-16 and 2016-17 (Upto December, 2016)

Physical achievements made during 2015-16 and 2016-17 in the sericulture sector are tabulated below -

Item	Target during 2015-16	Achievement during 2015-16	Target during 2016-17	Achievement during 2016-17 (As on 31 st Dec.,16)
Mulberry				
New Area Extension (Acre)	1500	1320	1365	900
Raw Silk Production (MT)	2450	2351	2474	1550
Tasar				
New Area Extension (Acre)	500	323	500	300
Raw Silk Production (MT)	45	33.35	46	20
Muga				
New Area Extension (Acre)	100	52	100	30

Raw Silk Production (Kg)	500	205	450	150
--------------------------	-----	-----	-----	-----

Eri				
New Area Extension (Acre)	200	81	200	65
Spun Silk Production (MT)	12	6.05	8	3.5

2.21 Trend of Development during last five years

Government of West Bengal was conferred "***Krishi Karman Award***" by the Government of India 4 years in a row from 2011-12 to 2014-15 for outstanding production of pulses, total food grains, coarse cereals and oilseeds respectively in the State.

Area and production of Pulses, Maize and oilseeds has been increased considerably during the last five years, maintaining the growth in cereals to keep pace with the targeted food production.

Actions have been taken to increase the area of pulses along with productivity to narrow the gap of production and requirement.

To achieve the targeted increase of farm income actions are taken to reduce the cost of cultivation through residue recycling and adoption of Good Agricultural Practices by adopting Integrated Pest and Nutrient Management catering towards less pollution from Agriculture and also contributing to human health in positive direction.

2.22 Contribution of Private Sector in the area of Development

Farm Power availability in West Bengal was 1.2KW/Hectare in 2001-02, 1.37 KW/Hectare during 2010-2011 and it has reached 1.65Kw/hectare during 2015-16, this increased farm power data from Govt. India publication is only indicative. Sales report from different manufacturer indicates that sales of Tractor and Combined Harvesters are not restricted to Government assistance from different scheme. In case of farm mechanisation private sector contribution is increasing day by day.

In addition to farm mechanisation there is scope of linking Agriculture Development with Tourism Sector, primarily to introduce ethnic flavour along with promotion of knowledge regarding Good Agricultural Practices and Organic Agriculture and allied activities. Several organisations has extended hand during exhibitions and fairs with the Agriculture, allied departments and stake holder organisations at grass root level. There is immense scope to attract private sector in tourism linking sustainable development.

2.23 Activities to be highlighted

On and from 8th November Government of West Bengal launched special awareness programme for *Bangla Farmers' Financial Inclusion Fortnight* involving Bank, Co-operatives, general administration for generating awareness about institutional finance along with campaign for *Bangla Fasal Bima Yojona* where in Government of West Bengal is not only contributing the state Government Share but also farmers share of Insurance Premium.

The programme had excellent farmers participation but could not be continued due to effects of demonetisation hampering banking activities.

Land & Land reforms and Refugee, Relief & Rehabilitation

Land & Land Reforms

2.24 Introduction

Land and Land Reforms wing of the Department is to play a crucial role in West Bengal in terms of administration & management of Land Records Information along with to provide extensive service to citizen & Industries as well as other departments regarding Land and Land records.

2.25 Background / Context

The origin of Land & Land Reforms Department is to be traced back to the setting of Board of Revenue by British Rulers for consolidating and stabilizing revenue collection establishment and machinery in accordance with 'permanent settlement' enacted under Regulation I of 1793 in order to maximize revenue collection from land for fulfilling British Colonial interest. With the independence of India, stress was quite logically shifted from the concept of revenue administration to welfare administration. Inconformity with the change of concept, the Department which was before independence named as Land & Land Revenue Department, after passing quite a long period as Department of Utilization & Reforms and Land & Land Revenue, ultimately became Land & Land Reforms Department reflecting the priorities of the State.

Presently, the L & LR Department is entrusted with the formulation of Policy, Acts, rules and procedures relating to land administration namely, land reforms, preparation and revision of Records of Right (*RoR*), recording of share-croppers (Bargadars), vesting and distribution of ceiling surplus land, land records and survey, mutation of ownership and conversion of classification of land, assessment and collection of land revenue and cess, management of Government Land, requisition and acquisition of land and in a nutshell anything and everything related to land.

Components of Land Reforms

- I. Detection & Vesting of Ceiling Surplus Land
- II. Distribution of Vested lands among the landless peasants.
- III. Acquisition of Homestead land and its assignment among homeless rural poor
- IV. Providing protection to sharecroppers by recording their names.
- V. Continuous Maintenance & Updating of Record of Rights & Maps.
- VI. Public Service for Record of Rights & Maps

Directorate of Land records and Surveys (DLRS) is the implementing agency of the Department

Modernization of Department : Digitization of Maps, Record of Rights (RoR) have taken care of extensively under the present Government and citizen centric online service has been implemented through www.banglarbhumi.gov.in. The Department of Land & Land Reforms, Government of West

Bengal through the Directorate of Land Records & Surveys maintains and updates mauza maps (Cadastral Maps) and Records of Rights for over 42,000 mouzas in the State. Due to operationalisation of all blocks in the State, Certified Copies of Records in pre-printed stationery are being serviced quickly from BL&LRO offices. In many places, a person gets his copy on the same date. Pending of petitions for a long time is a matter of past. People are now free from delay and harassment. Some of the major online services are :

BHUCHITRA- Land records Computerization Software : The application "*BHUCHITRA*" integrates the text legacy data with the digitized spatial data of the cadastral mouza maps.

- I. **Digitization of Cadastral Mouza Maps:** Digitization of Cadastral mouza maps has been in process and its integration with ROR data has been made available within the application *BHUCHITRA*. The digitization of mouza map sheets has been followed considering different layers (point, line & area) and inclusion of various non-map features such as legends, label of the map for its identification, bata plot information, the authentication seal of authority and other geographic features (alamaths)/conventional signs and integration of bengali scripts.
- II. **On-line Mutation and Data Updation:** Any change in the database due to transfer of Title, change in the land use pattern, acquisition of land is being made on line. This has been possible due to operationalization of all 341 blocks matched by development of suitable programme by NIC, WBSU. This on-line mutation enormously benefited general public as long waiting queue vanished.
- III. **Window service for Certified Copies of Record of Rights with Map:** Due to operationalisation of all blocks in the State, computerized Certified Copies of Records along with plot maps(s) are being provided from BL&LRO offices. Manual copy of ROR has been made legally invalid. In many places, a person gets his copy on the same date. Pending of petitions for a long time is a matter of past. People are now free from delay and harassment.

State Land Use Board (SLUB) has been formed to prepare Block wise land Use Maps in respects of the districts of West Bengal and formation of Land Bank.

2.26 Major Activities

Total budgetary provision for implementation of various schemes like construction of modern record rooms, e-Bhuchitra, scanning of maps, computerization & digitization of both R.S. & L.R Records, constructions of BL&LRO office buildings etc. during financial year 2016-17 is Rs.130 crore out of which Rs.96.16 crores received so far from the Finance Department through IFMS. An amount of Rs.85.05 crore has been released which is 83.75 per cent over the budget provision of Rs.130 crore.

So far 252 modern record rooms at BL&LRO offices out of total 346 blocks have been constructed with provision of modern system of record keeping. In all 346 blocks tehshil data centre have been constructed from where certified copies of R.S record are provided to the citizen. Till date 331 blocks have been collocated to the central database as SDC & live RoR are placed in the public domain through the departmental website <http://banglarbhumi.gov.in>. Integration between e-Nathikaran & e-Bhuchitra has

also been done in these 331 blocks. It has become easier & convenient to preserve records & supply the copies of the same to the people promptly due to scanning of maps sheets, computerization & digitization of land records. Fund for construction of 45 BL&LRO offices have been sanctioned during the financial year 2016-17.

This department has also issued instruction for amalgamation for preparation of land records/khatians to expedite the finalization of such records which were lying pending under the previous settlement of R.S operation for the last 25 to 30 years. During this financial year (April to December, 2016) 36 no. of such mouzas have been finally published & computerized.

Zoning of digitized maps is done in all districts of the State showing the character/use of land etc. It will help in identifying suitable lands for setting up industrial units in different sectors. Besides, the department has all along given due priority to vesting of ceiling surplus land for distribution of the same among the eligible landless persons. During this financial year (April to December, 2016) 34,174 landless people were allotted agricultural pattas.

Under the flagship scheme of ***Nijo Griha Nijo Bhumi (NGNB)***, which aims at providing all landless & homeless families with land not exceeding 5 decimal per family, 1,362 *NGNB* pattas were distributed during this financial year (April to December, 2016).

- i. It has been provided in *NGNB* scheme that the beneficiary families, by using their family labour & with the support of other Government sponsored schemes, will construct their own houses on the land provided to them. They will generate additional income, increase family consumption food of calorie value by consuming crops, vegetables, fruits, eggs, milk & meat from domestic animal etc. They will also earn money by selling their surplus produces in the market.
- ii. Eligible families would preferably be given land in one single cluster of plots to facilitate both overall economic & social upliftment. The scheme seeks active linkage & convergence with important & popular developmental scheme of the State & Central Govt. for rural households. Accordingly, convergence 19,445 no. of beneficiaries have been done, during this financial year (April to December, 2016).

The scheme so adopted by the State Government will not only uplift the rural economy but also immensely contribute towards development of agriculture in the rural sector.

For delivery of prompts citizen centric services like issuance of certified copies of RoR, plot information, mutations, conversions etc. specific timeline has been fixed for each of these services. Besides, issuance of certified copies of RoR & plot information has been brought under the Right to Public Services Act., 2013.

During this financial year (April to December, 2016) 14,81,730 number of certified copies of RoR & 25,98,652 no. of plot information have been issued to the citizen. Besides, during this financial year 15,23,297 number of mutation cases and 54,903 conversion cases have been disposed.

Performance relating to some important programs / activities during the current financial year is shown below:

Year (upto Dec.16)	Other Activities / Programmes (in cases / acres)			
	LTS sanctioned	ITD sanctioned	14Y allowed	GOI transfer
2016-17	65 (791.29 acres)	213 (534.60 acres)	11 (1005.37 acres)	23 (295.25 acres)

Rs.60.65 crore of land revenue & Rs. 268.00 crore of other Government dues have already been collected during this financial year (April to December, 2016).

2.27 Special Achievement during Financial Year-2014-2015.

- I. This Department has already handed over land to different local bodies for implementation of development work. For instance, at Jharkhali, Sunderban, 99 acres of land has been released in favour of Tourism Department, Govt. of West Bengal for the purpose of setting up of an eco-tourism project and one acre of land in favour of Home (Police) Department for the purpose of setting up a coastal Police Station.
- II. This Department has regularized the *Lakshmi Nagar Colony* under Mouza – Bagjola, P.S. Dum Dum, District – North 24 Parganas. By way of acquiring land from the Railways, Government of India with the land acquisition cost of Rs. 53.19 lakh.
- III. This Department has already relinquished various plots of land for transfer in favour of different Departments viz. Tourism, Forest, Home (Police), Fire & Emergency Service and School Education.
- IV. This Department has regularized, (a) Uttar Basudevpur Colony, Hridaypur Colony both in the District of North 24-Parganas by way of land acquisition, (b) Niranjana Nagar Post-50 Squatters Colony, (c) Media Government Colony, South 24-Parganas, (d) Belghoria Scheme No.-I, North 24-Parganas, (e) Court Station Bachha & Ranabati Colony, Malda by way of transfer of land.

2.28 Other Achievements including relinquishment of land during 2016-17

- I. Vacant lands belonging to this Department have been identified District-wise throughout the State excepts the Districts of Purba Medinipur and Purulia where there is no Refugee Colony and total area found to be vacant is 739.92 acre. An amount to the tune of Rs. 8.00 crore has been kept earmarked for erecting boundary walls located at the districts (phase-wise) out of the budgetary provision for the financial year 2016-17.
- II. Area 20.00 acre of land at Mouza – Janglekhas, J.L. No. 395, Khatian No. 930/1, R.S. Plot No. 101, L.R. Plot No. 103 has been relinquished for subsequent transfer thereof in favour of Home

(Police) Deptt., Government of West Bengal, for setting up of Helipad, Parking Space, Air Crew Rest Room.

- III. 22.1 acre of land at Mouza-Janglekhas for transfer in favour of Home (Police) Department for construction of Office of S.P, Jhargram.
- IV. 1.79 acre of land located at Mouza Kulianda, J.L. No. 18, Chinsurah for transfer in favour of Hooghly Zilla Parishad, for the purpose of setting up a Community Development Centre for public use.
- V. 3.75 cottah of land located at Bally, J.L. No. 14, C.S. Dag No. 268, and District- Howrah, relinquished in favour of for transfer to *P. & R.D.* Department for the purpose of setting up a *Karmatirtha*.
- VI. 3.00 acre of land Mouza-Janglekhas, J.L. No. 395, Jhargram, relinquished in favour of for transfer to Home (Police) Department for the purpose of setting up a Safe House for Jhargram Police District.

2.29 Land Transferred 2011-12 to 2015-16 towards execution of various Welfare Schemes

Sl. No	Department	Quantum of land (in acre)	Object
1	Tourism	99	For Eco-Tourism at Jharkhali, P.S. Basanti, South 24-Parganas.
2	Forest	100	For Tiger Project - Jharkhali, P.S. Basanti, South 24-Parganas.
3	Home (Police)	25.50	For C.R.P.F. Battalion Headquarter, for Jhargram Police District Headquarte, and for Police Station at Jharkhali.
4	Fire and Emergency Services	0.43	Fire Station at Mouza-Haripur, P.S. Ashoknagar, North 24-Parganas.
5	Health & Family Welfare	0.08	For construction of Barbaria Sub-Centre, P.S.Dhantala, Nadia.
6	School Education	3.50	For construction of Model School at Mouza –Mahalandi, P.S. Kandi, Murshidabad.
7	Backward Classes Welfare	4.20	For construction of B.R. Ambedkar Residential School.
Total		232.71	

Source : Department of Land & Land Reforms and Refugee Relief & Rehabilitation

Refugee Relief and Rehabilitation

2.30 Introduction

Refugee, Relief & Rehabilitation Deptt, Govt. of West Bengal provides Free Hold Title Deeds to the displaced refugee families at all the Govt. approved R. R. Colonies and the work of disbursement of F.H.T.Ds in favour of the Refugee Families is a continual process in 18 Districts of West Bengal (except Purulia and Purba Midnapur having no refugee colonies).

2.31 Distribution of Free Hold Title Deed

Government of West Bengal provides Free Hold Title Deeds to the displaced refugee families at all the Govt. approved R. R. Colonies and the work of disbursement of *F.H.T.Ds* in favour of the Refugee Families is a continual process in 18 Districts of West Bengal (except district of Purulia and Purba Midnapur having no refugee colonies). Up to November, 2016 2,69,130 (*F.H.T.Ds*) have been disbursed. Total number of F.H.T.Ds. distributed during 2015-16 is 4743 and 2016-17 (up to November) is 2362.

2.32 Infrastructural Development Works at Refugee Colonies

The Department executes Infrastructural Development Work in the approved refugee colonies of West Bengal to provide basic civic amenities, such as construction of roads, brick pavement, sewerage system, culverts, provisions of drinking water & connectivity of road etc.

Table No.2.9

Progress Report in Respect of Infrastructure Development Work (State Plan) During 2015-16 & 2016-17 (up to November, 2016)

Sl. No.	Financial Year	Fund Allotted (Rs. in crore)	Fund Utilized (Rs.in crore)	Remarks
1	2015-16	70.20	64.06	95 Colonies covered
2	2016-17	77.85	42.10	117 Colonies covered

Source : Department of Land & Land Reforms and Refugee Relief & Rehabilitation

Achievement against annual budgetary provision of 2016-17 : Total Budgetary Provision for the financial year 2016-17 is Rs. 77.85 crore, out of which 62 crore is earmarked for execution of Infrastructure Development Work at the Rural Refugee Colonies and the remaining 15.85 crore earmarked for decretal and acquisition cost of land towards regularization of Refugee Colonies. Out of Rs. 62 crore earmarked for Infrastructure Development Work, an amount to the tune of Rs. 41.38 crore has been released towards execution of Infrastructure Development Schemes such as connectivity of roads, brick pavement, sewerage, construction of culverts, provisions of drinking water at the various Rural Refugee Colonies of the districts. 35 per cent of all the Infrastructure Development Schemes taken up during the F.Y. 2016-17 have been physically completed. An amount to the tune of Rs. 71.53 lakh has been utilized as a decretal cost. Hence, the total expenditure during the financial year 2016-17, stands at Rs. 42.10 crore (approx.) thereby covering the 117 number of R.R Colonies.

2.33 Performance of Production Centres

3 Production Centres situated at Habra, Uttarpara & Titagarh under control of this Department produced Saree, Dhuti, Blouse, Saya, Adult Shirt etc. (Dhuties could not be made due to lack of raw-material during the said year) for distribution of free of cost to the refugee inmates still residing in 8 Camps & Homes, (1) Dhubulia (H&I) / P.L. Home, Nadia (2) Cooper's P.L. Home, Ranaghat (3) Champta W / Home, Krishnanagar (4) Ranaghat W / Home, Ranaghat (5) Bhadrakali W / Home, Serampore (6) Habra Amalgamated Home, Habra (7) Bansberia W / Home, Tribeni (8) Chandmari P.L. Home, Kataganj, Nadia. Total number of inmates living at the said 8 Camps & Homes is 424.

The following garments have been made during 2016-17 :

Sl.No.	Items	Quantity
1.	Sarees	1000
2.	Blouse	1106
3.	Shirts	400
4.	Petticoat	2014

A proposal has been initiated to upgrade and modernize these Production Centres. This Department has earned revenue of Rs. 4.5 crore from the outsourcing business of supplying the finished products to the Department of Health, Disaster Management and Social Welfare etc during the last 5 financial years.

2.34 Progress relating to the work of Bon Hooghly Housing Project

Bon Hooghly Housing Project at Baranagar Municipality under ward No. 31 (present No. 15) was taken up under PPP Model with Eden Realty Ventures Pvt. Ltd. in the year 2014 to rehabilitate the displaced families after demolishing the old Housing Flats thereat which was in a dilapidating condition. The total area of the Bon-Hooghly Housing Project at Baranagar is 17.81 acre out of which 5.61 acre of land is used for construction of flats for the occupants of the flats and 12.20 acre of land provided on the lease-hold for a period of 99 years in favour of M/s. Eden Realty Ventures Pvt. Ltd. for construction of Commercial complex on upfront payment by the said Private Ltd. of Rs. 21.36 crore in favour of the Department . Total 540 number of flats will be constructed (under PPP) at the project site. There are 96 flats in 6 towers in each of A, B, C Block and 128 flats in 8 towers in D Block with 124 flats in 8 towers in E Block. Construction of 124 flats at Block-E is under progress and is expected to be ready by 31st March, 2017. Out of the total 540 flats in blocks - A, B, C, D & E, 334 flats will be distributed to the allottees. Apart from this, new flats are also to be handed over to the school & organizations that existed in the erstwhile Bon-Hooghly Tenement Scheme.

2.35 Poddar Park Tenement Scheme

Poddar Park Tenement Scheme located at premises No. 420/1, Prince Anwar Shah Road, Ward No. 93, Kolkata- 700 045. Total area of land in occupation of this tenement is 8 bigha & 9 cottah (i.e. 1,21,680 sq.ft.). The present number of flats is 384 (the area of each flat being 646 sq.ft.). Total present number of Blocks is 12 (each Block being G+3). Annual maintenance cost of the whole building including electricity charges is Rs. 12.42 lakh which exceeds the income derived from the monthly rent of the occupants of the flats thereof.

In this context it is stated that temporary construction would be made for those families who wish to stay inside the premises thereof and monthly rent would be provided to those families who wish to stay outside the premises during its construction period.

2.36 Present Status of Behala Tenement Scheme

There are 752 single room flats at Behala Tenement Scheme out of which 648 flats were converted into 324 double rooms. Out of 324, 316 have been sold to the occupant families and the remaining eight are now disputed. Number of single room flats stands at 104 out of which 24 single rooms are meant for police personnel. Out of 24, 22 are sold and two are now disputed. Hence, the remaining 80 number of flats require to be sold to the occupants- families thereof. Again subsequently out of 80, 26 single-room were converted into 13 double room flats. Hence, the number of single room flats now to be sold is 54. Hence, total number of flats now stands at 67 (54+13).

Status of the remaining 67 number of flats is given below:

Clear cases for disposal	:	16
Number of cases in possession of the excess area (by way of illegal encroachment)	:	32
Disputed cases	:	09
Number of flats deserted	:	02
Number of cases with no supporting document	:	08
Total	:	67

Cost of flats (category-wise)

Single Room		Double Room	
D.P. Families	Non D.P. Families	D.P. Families	Non D.P. Families
Rs. 6,138.00	Rs.40,965.00 (1 st Floor)	Rs. 12,902.00	Rs. 80,000.00
	Rs. 42,765.00 ,,		

2.37 Camp & Homes

424 inmates are presently residing in the existing 8 (eight) Camps & Homes. The inmates in the Homes are provided with cash dole, dry doles, garments and blankets by this Department. The old and infirm inmates of Kartickpur wing of Bansberia Women's Home are provided with cooked food. The amount of cash dole and dry dole given to the inmates are furnished below -

Sl. No.	Item	Rate of distribution
1	Cash dole	Rs. 1000/- per capita p.m.
2	Rice	1.5 kg. per capita per week
3	Musur Dal	400 gm. per capita per week
4	Wheat	2 kg. per capita per week

2.38 Demarcation of Vacant Land and Fencing Thereof

This Department has decided to identify the vacant lands spread across the districts and thereby demarcates the same. And fencing would also to be erected around such vacant lands of the districts.

Table No.2.10
District wise Vacant Land

Sl. No	District	Vacant land (in acre)	Remarks
1	South24-Parganas	25.64	
2	North 24-Parganas	10.49	
3	Burdwan	9.09	
4	Birbhum	776.92	Revised report-739.62
5	Bankura	10.40	Revised report-6.72
6	Nadia	226.33	
7	Kolkata	27.01	
8	Howrah	NIL	
9	Hooghly	NIL	
10	Murshidabad	NIL	
Total		1201.12	

Source : Department of Land & Land Reforms and Refugee Relief & Rehabilitation

2.39 Financial Achievement

Revenue Earned : Revenue earned from leasing out of water bodies, shops & markets, vacant land, issuing certified copy of deeds etc. Details are furnished in the Table below.

Table No. 2.11
Revenue Earned during 2014-15 to 2016-17 (up to November, 2016)

Item	Revenue Earned during 2014-15	Revenue Earned during 2015-16	Revenue Earned during 2016-17
Leasing out of Water Bodies	Rs. 2,06,294 /-	Rs. 5,60,564 /-	Rs. 6,89,580 /-
Leasing out of shops, vacant land, issuing certified copy of deed etc.	Rs. 11,20,587 /-	Rs. 1,35,000 /-	Rs. 2,77,664 /-

Source : Department of Land & Land Reforms and Refugee Relief & Rehabilitation

Budget Provision : Statement of Budget Provision, Revised Estimate and Expenditure Incurred during the Financial Year 2015-16 and Budgetary Proposal for 2016-17 & 2017-18 are appended in the Tables below.

Table No. 2.12
Budget Provision, Revised Estimate and Expenditure Incurred during 2015-16

Budgetary Provision (Rs. in crore)	Revised Estimate (Rs. in crore)	Expenditure Incurred (Rs. in crore)
111.91	105.71	92.55

Source : Department of Land & Land Reforms and Refugee Relief & Rehabilitation

Table No. 2.13
Budgetary Estimates for 2016-17 & 2017-18

Budget Estimate 2016-17 (Rs. in crore)	Budget Estimate 2017-18 (Rs. in crore)
77.85	90

Source : Department of Land & Land Reforms and Refugee Relief & Rehabilitation

2.40 Proposal for the year 2017-18

- I. To redevelop the Poddar Park Tenement Scheme after dismantling the existence building.
- II. A housing project / shopping mall / market complex on 3.165 acre of vacant land at Kamarhati Bamboo Processing Centre (now defunct) at B.T. Road under P.S. Belghoria, Dist. North 24-Parganas under *PPP* model.
- III. To construct a housing complex on the surplus land of Uttarpara Production Centre under *PPP* model.
- IV. Office Building of the Department will be constructed at Panchanna Gram Scheme located at E.M. By Pass P.S. Tiljala, Dist. South 24-Parganas. under *PPP* Model.
- V. To modernize / upgrade 3 production centres at Habra, Uttarpara and Titagarh for production of Gauge, Bandage, Saree, Dhuti etc. in large scale and to create job opportunity.
- VI. This Department has a plan to approve & regularize all un-approved Squatters' Colony situated on State Government Land as Special Group of Colony.

Agricultural Marketing

2.41 Introduction

Improvement of marketing system for both farm produce and its inputs requires a strong back up of appropriate policy and effective Government support services. Such services can include provision of market infrastructure, supply of market information and expansion of agricultural services to enable farmers on marketing agricultural-commodities.

2.42 Background

Context in which the Department has been functioning

- I. To ensure post-harvest management in order to minimise post-harvest loss.
- II. Market intervention for agricultural-commodities to relieve common people in case of abnormal price-hike as well as to relieve the producers from distress sale.
- III. Participation in the procurement operation as part of food security mission through *PAMCL*, a Government undertaking under the Administrative control of the Department.
- IV. Promotion of Bengal Aromatic indigenous Rice through *PAMCL*.
- V. Promotion of Cold Storage Industries for perishable and semi-perishable agri-commodities.
- VI. Imparting training to the members of the farmer families to help them sustain their livelihood from agro-commodity trade and to enhance the pace of self-employment generation.
- VII. Imparting training to the rural women community on preservation of fruits and vegetable to meet the twin purposes of post-harvest loss and to facilitate subsidiary income.
- VIII. Construction and operation of block-wise *Krishak Bazar* for bringing one-stop-shop facility specially to the farmers' community paving way for direct participation in the agricultural-commodity trade and eliminating intermediaries in these sectors.
- IX. Formation of Farmer Producer Organisations (*FPOs*) with a view to make a platform towards agri-business trade directly by the producers.
- X. Launching of '*Sufal Bangla*' project to ensure a steady supply chain for fruits and vegetables at a reasonable price to the common people and also creating the scope to the *FPOs/FPCs* for direct marketing of their produce.

2.43 Executing Agencies

The Directorate of Agricultural Marketing, West Bengal, West Bengal State Agricultural Marketing Board (*WBSAMB*), a statutory body governed by the West Bengal Agricultural Produce Marketing (Regulation) Act, 1972 have been functioning as executing agencies.

Paschimbanga Agri Marketing Corporation Ltd. (*PAMCL*) has been functioning on marketing of agricultural produce and promotion of sale of indigenous variety of aromatic rice.

2.44 Role of the Department in keeping up competitive market of agricultural produces

This Department has waived market levy from fruits and vegetables and products of Animal Resources Development Department, Govt. of West Bengal to have the market competitive. Apart from this, regular market survey and rates of the vegetables are being displayed in the *Sufal Bangla website*. Moreover, a Task Force has been constituted to vigil the market prices of the agri-commodities.

2.45 Activities of the Department

- I. ***Krishak Bazar*** : 16 number of Krishak Bazar have been completed in 2016-17 and another 8 will be completed by March, 2017. Thus 165 Krishak Bazar have been completed till date and they are being operational for optimum utilisation of assets. At present 149 of those Krishak Bazar are being utilised as Paddy Procurement Centre with other activities.
- II. ***AMAR FASAL AMAR GOLA*** : Under this scheme, Rs. 5000/- (Kancha Gola), Rs. 12000/- (Improved Gola) or Rs. 25000/- (Onion Storage Structure) subsidy is provided to the selected beneficiaries for construction of their own storage structures to minimize post-harvest loss as well as to avoid distress sale of their produce. During 2016-17, already Rs. 6.99 crore has been released as implementation of the scheme. Since its inception in December, 2013, 25496 number of beneficiaries have been benefitted so far. Moreover, it is expected that 7442 number of beneficiaries is likely to be benefitted by March, 2017.
- III. ***AMAR FASAL AMAR GARI***: Under this scheme, Subsidy of Rs. 10,000/- is provided to the selected beneficiaries for purchase of Rickshaw van to facilitate movement of the produce from field to market or farmstead. Rs. 3.99 crore has been released in 2016-17 for the implementation of the scheme. Since its inception in December 2013, 25280 number of beneficiaries have been benefitted so far. Moreover, it is expected that 3960 number of beneficiaries is likely to be benefitted by March , 2017.
- IV. ***AMAR DHAN AMAR CHATAL***: Under this scheme, assistance of Rs. 10,000/- for constructing a farm family level paddy processing yard for sun drying paddy and / or Rs. 8000/- for purchasing a manually-operated grain drier and/or Rs. 5000/- for constructing an improved low cost paddy and grain storage structure are allowed. Since its introduction in 2014, 22312 number of beneficiaries have been benefitted so far. Moreover, it is expected that 4546 number of beneficiaries is likely to be benefitted by March, 2017.
- V. ***Promotion of Aromatic Rice*** : This programme has been functioning since 2013-14. This includes procurement of Bengal indigenous aromatic rice purchased from registered farmer groups. After packaging and labelling, display and sale of aromatic rice in different state level, national and international level trade fair are being made to create a marketing chain. Apart from this, the farmers are being encouraged for cultivation of indigenous aromatic rice at remunerative price by *BCKV*, Kalyani.
- VI. ***Training on Jute Grading*** : Under this scheme, Jute growers are given training on different aspects of jute cultivation, techniques of retting of Jute and importance of grading of jute fibre. Rs

13.5 lakh has been released in 2016-17 for this purpose and 1250 number of Jute farmers have already been imparted training.

- VII. **SUFAL BANGLA**: 2300 MT potato was sold in Kolkata Municipal Corporation Markets and its adjoining districts directly to the consumers through mobile and static outlets under **SUFAL BANGLA** project at @ Rs 14/- per kg as a part of market intervention programme against price hike of potato.
- a. At present, Agricultural produce worth of Rs. 5.0 - 7.0 lakh are being sold every day in KMC and adjoining districts at a reasonable price to the consumers through 11 Static and 19 Mobile outlets under **SUFAL BANGLA** Project in association with Mother Dairy and West Bengal Livestock Development Corporation Ltd. More outlets will be opened in different Districts and in Government Rental Housing Estates under Housing Department, Government of West Bengal.
 - b. More than 20,000 farmers have enrolled themselves with **SUFAL BANGLA** to take the benefit of direct marketing of their produce to the consumers without presence of any middlemen and thus earn a better price.
- VIII. **Paddy Procurement Programme** : Paschimbanga Agri Marketing Corporation Ltd. (**PAMCL**) procured 11208.091 MT paddies from 4035 farmers under paddy procurement programme in the District of Bankura during 2015-16. All payments to the farmers were made directly to their bank accounts through **RTGS** for the first time in the state.
- IX. **Training Programme**: Tr-33 training courses consisting of 480 trainees have been conducted at Netaji Subhas Training Institute of Agricultural Marketing (**NSTIAM**). Another 11 trainings comprising of 185 trainees are likely to be completed within March 2017.
- X. **Cold Storage Facility** : Necessary action is being taken for space booking in cold storages through e-booking so that identity of the hirers of cold storage space is properly registered.
- XI. **Farmers' Producers' Organisation** : 50 Farmers' Producers' Organisations having 1000 farmers each as members have been formed throughout the State under **RKVY** to promote better production and marketing of pulses, oilseeds and vegetables.
- XII. **Promotional Activities** : Participation in fairs, festivals of State and National level by opening stalls to display the various activities of the Department and to popularise aromatic rice as well as to facilitate direct marketing by **FPOs**.

2.46 Trend of Development

Farmers are allowed to have one-time assistance for an own-transport device and a store house for their crops. Under the scheme **AMAR FASAL AMAR GOLA**, 25496 number of beneficiaries have been covered while under the scheme **AMAR FASAL AMAR GARI**, 25280 number of beneficiaries have been covered till date. Besides, most of the markets in rural areas have been connected through roads to facilitate better transportation of agricultural commodities. Both the schemes have been popularized, gained momentum and will be continued till all the marginal farmers are covered.

2.47 Contribution of Private Sector

Cold storage industries for preservation of perishable and semi-perishable agricultural commodities play a vital role in the area of development of post-harvest management of the agricultural activities. These industries are mostly belonging to the private enterprises and are governed by the West Bengal Cold Storage (Licensing & Regulation) Act, 1966. The Director of Agricultural Marketing, West Bengal is the licensing authority of the cold storages. 73 number of licenses have been issued for new cold storages during May, 2011 to November, 2016 with a capacity of 86,82,525 quintals of agricultural commodities.

Food Processing Industries & Horticulture

2.48 Introduction

Food Processing Industries and Horticulture Department is one of the potent Departments of the Government of West Bengal. There are three Directorates and One Corporation under the administrative control of this Department, viz.

- I. Directorate of Food Processing Industries.
- II. Directorate of Horticulture
- III. Directorate of Cinchona and other Medicinal Plants
- IV. West Bengal State Food Processing & Horticulture Development Corporation Limited.

2.49 Directorate of Food Processing Industries

Background / Context

Context in which the Directorate is functioning

- I. Helping, advising and guiding the prospective entrepreneur in the food processing sector
- II. Exploration of the potentiality of the food processing sector by supplying district wise survey report in regard to food safety registration and license
- III. Monitoring post incentivised inspection of the approved proposals

National Mission on Food Processing (Technology Up-grading, Modernisation of Food Processing Industries, Entrepreneurship Development Programme etc.)

National Mission on Food Processing (*NMFP*), a scheme was introduced by the Ministry of Food Processing Industries, Government of India w.e.f. 01.04.2012. Under this scheme, 68 number of food processing proposals were approved wherein accumulative investments of nearly Rs. 510 crore have been made in these units. Unfortunately, Government of India has closed down the proposal w.e.f. 01.04.2015

E-Governance, Training / Capacity Buildings

At the aegis of the State Level e-governance Committee, *FPI&H* Deptt. has formed a Project e-governance Monitoring Team (*PeMT*). The Committee will observe the project execution of e-governance related work and manage implementation and deal with technology and process related issues. The Committee will inform their developments at regular basis.

Initiatives taken / Applications used

- i. **Development of Web application with Government server hosting:** Issued work order in favour of *WEBEL* to design, development of an interactive website and hosting at Government server as per Government of India guideline and Department has also given signed off to *M/S WEBEL*

against the front end design and its functionality and expected to complete it within 2016-17. Domain name under *.gov.in* has been registered by the Department [wbfpih.gov.in].

- ii. **Digitization of Files:** Work related to scanning of files in word documents (both Note sheets and CPs) has been started by the Department. Currently the activities have been executed and more than 80 important files with approximately 13000 pages have been digitized.
- iii. **E-Office setup:** Initiative was taken to setup e-office for Directorate of FPI a long time back. Office space has been identified; budgetary quotations for office setup [without server / Lease Line / software cost] have been received from *PWD*. Office of the Department along with all Directorates and Corporation may shift to another location. So this initiative may be implemented at the new location if budget allows.
- iv. **IT Infrastructure:** Directorate of *FPI* has been procured and issued computers with all original software's [Windows 7/8 operating system, office 2007 / 2013 and updated antivirus] and printers for all of their officials along with internet connection to adopt / use of web applications hosted by Finance Department. Canon 2525IR Xerox machine has been procured by Directorate of FPI and currently used to digitize the files and share the said machine remotely through other computers within a LAN to reduce the printing cost.
- v. **Web applications-used:** WFTS, iFMS, Online File Tracking System, New Banglarmukh website for grievance reply, Dashboard portal, West Bengal Health Scheme, WBSME portal etc.

Different Activities / Schemes

- I. Technology Up-gradation/Establishment/Modernization of Food Processing Industries
- II. Cold Chain, Value addition and Preservation Infrastructure for Non-Horticultural products
- III. Entrepreneurship Development Programme (*EDP*)
- IV. Food Processing Training Centre (*FPTC*)
- V. Infrastructural facilities for running Degree/Diploma Course etc. in food processing

Trend Development during last five years

Establishment / Technology Up-gradation on Food processing units

- I. Number of food processing units got financial assistance : 68
- II. Total accumulated investment : Rs.510 crore
- III. Rice Mills Capacity created/increased – per year : 10.37 lakh MT

Financial performance on NMFP for the promotion of Food Processing Industries

- I. Funds allotted : Rs.25.63 crore
- II. Funds utilised : Rs.25.60 crore (Utilisation of fund: 99.88%)

Training / capacity building :

- I. 474 entrepreneurs are being trained under 18 *EDP*.
- II. 62 number of trainees have been given "Hands-on" training in 3 "FPTC".
- III. 180 students in 3 Colleges for degree / diploma courses.

E-Application through dynamic website (www.wbfpigov.in) :

A dynamic official website was operational by the Directorate of FPI having the following facilities :

- I. Model 80 project profiles related to Food Processing sectors which may be technically & commercially viable in West Bengal are available on website. Food Processing sectors are :
 - i) Bakery & Confectionery, ii) Drinks & Beverages, iii) Cereals & Pulse Processing, iv) Edible oil, v) Ready to Eat Food, vi) Fruits & Vegetables, vii) Milk & Milk Processing , viii) Poultry Processing, ix) Meat & Meat Products, x) Fish & Marine Products, xi) Spices, xii) Banana Processing, xiii) Starch processing xiv) Others.
- II. Comprehensive district level survey report on Food Processing sector in West Bengal is also available on website.

Participation in Fairs / Exhibitions / Workshop & Others:

- I. Organised District level Seminars, Workshops to promote *NMFP* and participated in fairs like *BGBS 2015 and 2016, AAHARE BANGLA 2015 and 2016, ANUGA* Fair at Germany in 2015, Kunming International fair at China in 2015, *GULF Food Expo* at Dubai, *Agri Horti Food Fest, MSME Synergy, Mati Utsab, Pragati Utsab, Bengal Leads* etc.
- II. Organised and participated in Meet The Entrepreneurs event at Cooch Behar Zilla Parishad, 86 numbers of Entrepreneurs / Officials of Chamber of Commerce were visited.
- III. Meeting held with Joygaon Development Authority, other Board members and related Departments on abattoir project and inspects suitable area for abattoir project.

Contribution of Private Sector in the area of Development

ITC Limited, an Indian multinational company, has in the past 3 years invested Rs. 1200 crore towards setting up 3 factories at Uluberia, Panchla and Dhulagarh towards manufacturing atta, biscuits, snacks and other consumer foods. 2 of the units are already in operation.

2.50 Directorate of Horticulture

Background / Context

Horticulture has emerged as one of the major agricultural activities as there has been a substantial increase both in area and production of horticulture crops. West Bengal has six agro climatic zones which enable production of a wide range of horticultural crops. Horticulture crops have the inherent advantage of providing higher productivity per unit area of land as compared to other crops, resulting in higher income and employment generation in rural areas. Fruits and vegetables have been shown to earn 20-25 times more sale exchange per unit area than cereals due to higher yields and higher prices in the markets.

Context in which the Directorate is functioning

- I. Increasing productivity and quality of horticultural crops through varietal improvement.
- II. Production of quality planting material Horticultural crops.
- III. Effective utilization of natural resources and enhancement of input use efficiency.
- IV. Management of orchards by improved cultural practices.
- V. To minimize the post harvest losses by development of integrated post-harvest management system.
- VI. Transfer and popularization of technologies developed by the State Agricultural Universities.
- VII. Efficient functioning of different farming systems.
- VIII. To promote collective production and marketing of produce through farmer groups.
- IX. To generate employment opportunities for skilled and unskilled manpower.

Growth in Cultivation of Horticultural crops

The total area of fruits has increased from 2.28 lakh hectare in 2014-15 to 2.33 lakh hectare during the year 2015-16 recording a growth of 2.19 per cent. The total production of fruits, however, dipped to 32.86 lakh MT during the year 2015-16 from the quantum of production achieved as 33.14 lakh MT during the previous year 2014-15 registering a marginal fall of 0.84 per cent.

The total area of vegetables has increased from 9.75 lakh hectare in 2014-15 to 9.81 lakh hectare in 2015-16 registering a growth of 0.62 per cent. Whereas, the production of vegetables has reached to 146.28 lakh MT during the year 2015-16 from 143.27 lakh MT during the previous year 2014-15 recording a growth of 2.10 per cent.

The total area of flowers has increased from 0.253 lakh hectare in 2014-15 to 0.256 lakh hectare during the year 2015-16 making a growth of 1.19 per cent. However, the total production of cut flowers has risen from 266.45 crore sticks during the year 2014-15 to 271.44 crore sticks during the year 2015-16 recording a growth of 1.87 per cent along with loose flowers from 0.68 lakh MT to 0.69 lakh MT recording a growth of 1.47 per cent.

The increase in both area and production of all horticultural crops is due to the profitability of individual crops per unit area. Farmers are also benefited with the large scale extension mechanism, advisory services and incentives provided by the State Government through various schemes.

Centre of Excellence on Vegetables

Background and concept

Under Mission for Integrated Development of Horticulture a project namely, "Centre of Excellence for Vegetables" has been approved in principle by the Government of India. The Centre will serve as demonstration and training centers as well as source of good quality planting material and vegetable seedlings under protected cultivation.

Project in Brief

A suitable plot of land has been identified at the Horticulture Research & Development Farm, Chinsurah, Hooghly. For the year 2015-16, Government of India has approved an amount of Rs.900.00 lakh under Mission for Integrated Development of Horticulture (*MIDH*) for the establishment of the Centre.

The Centre will have civil structures like office building, training centre etc. as well as plant growth structures like poly green house (5000 sq. mt.), shade net (2000 sq.mt.), walk-in-tunnel (3000 sq. mt.), insect proof net house (4000 sq. mt.), germination chamber (300 sq. ft.) etc. There will be an area of open field cultivation (2 acre) also under vegetables. The irrigation system will be fully automated along with fertigation (fertiliser application through irrigation).

Crops to be covered

As this centre is meant for vegetables, traditional vegetables along with exotic types will be grown. The important vegetables to be grown are – tomato, chilli, brinjal, capsicum, cucurbits (squash, pumpkin etc), cole crops (cauliflower, cabbage etc.), leafy vegetables (palak, amaranthus etc.) and exotic vegetables like sweet corn, baby corn, gherkin, broccoli etc.

Likely benefits to the Farmer and Consumer

The growers will have two fold benefits. In one way they will get high quality, disease free healthy vegetables planting material for growing in their own fields. On the other hand, they will be trained on the latest technology of vegetables cultivation using protected structures, fertigation etc. The hi-tech growth structures in the centre will serve the purpose of demonstration.

There will be a considerable production of high quality, pesticide residue free traditional and exotic vegetables in the centre. These vegetables will be on offer for sale from the sale counter of the centre at a reasonable rate. The consumer will have the awareness regarding the indiscriminate pesticide use and at the same time exotic vegetables will gradually become popular.

Duration of the Project and long-term Objective

The project needs one year to become fully functional after the fabrication of all growth structures. It is expected that from July, 2017, the project will be operated in full swing.

It will create awareness among the vegetables growers of the State in regard to protected cultivation, automated fertigation and other hi-tech practices in vegetables cultivation. It has been reported that vegetables cultivation in protected structure may increase production even by seven to eight fold as compared to the conventional open field cultivation. The effects of natural calamities can also be overcome through adopting protected cultivation.

Technical Support by Government of Israel

There is a *MoU* between India and Israel Governments to establish Centres of Excellence in different States. Israel has gained immense experience in protected cultivation of particularly vegetables. They are supposed to provide the technology for protected cultivation.

Steps taken for implementation and timely completion of the project

- I. Land has been selected at Chinsurah, for Horticulture Research and Development Farm.
- II. The Israeli representative has visited the location twice.
- III. West Bengal State Food Processing and Horticulture Development Corporation have been selected as Implementing Agency in concurrence with the Finance Department.
- IV. Project Management Consultant has been selected through e-tender.
- V. DPR preparation is in progress.

Different Activities / Schemes

Pradhan Mantri Fasal Bima Yojana (PMFBY)

During the Kharif, 2016 season, the Horticulture Directorate launched Restructured Weather Based Crop Insurance Scheme (*WBCIS*) under the PMFBY wherein, for 15 number of horticultural crops. Under this scheme the premium paid by farmers is only 5 per cent of Sum Insured or Actuarial rate, whichever is less and balance premium is paid and shared equally by the Centre and State Governments, to provide full insured amount to the farmers against crop loss on account of natural calamities. Total 942 horticultural farmers with 198.207 hectare cropped area were covered during Rabi, 2015-16 season and total 1,713 horticultural farmers with 146.37 hectare cropped area were brought under coverage of this crop insurance programme during Kharif, 2016 season.

Poly house and shade net house

The Horticulture Directorate has encouraged for year round cultivation of high value flowers, betelvine and vegetables ensuring higher productivity & safety against adverse weather conditions and constructed 298 poly / shade net houses (till November, 2016) against target of 250 (200 sq meters each).

Vermicomposting

To encourage organic farming the Horticulture Directorate, till November, 2016, completed construction of 2,790 vermicompost pits (permanent / polythene) against target of 3,000 vermicompost pits (permanent / polythene) for production of organic manure.

Emphasis on kharif onion

The Horticulture Directorate's pilot scheme of 'Area expansion of Kharif Onion programme', succeeded in bringing 600 hectare area till November, 2016, against the target of 720 hectare.

Horticulture Mechanisation

Under Horticulture mechanization programme for better management practices use of power operated machines like power tillers, etc. 80 power tillers were distributed among the horticultural farmers.

Promotion of Farmers' Producer Organisation (FPO)

Apart from existing 18 Farmer Producer Organizations, promotional efforts for 10 Farmer Producer Organizations was under progress, building continue linkages of farmers with markets with objective to reduce role of intermediaries to ensure better price realization by the farmers.

Mahatma Gandhi National Rural Employment Generation Act (MGNREGA)

Under the state convergence plan of (MGNREGA) the initial plan size was of Rs.1054.13 lakh under horticulture sector for plantation of perennial fruits (mango, papaya, guava, lime, lemon, mandarin etc.), plantation of non-perennial fruits (banana), etc. which was revised with plan size Rs. 4,282.15 lakh with FPI & Horticulture Departmental contribution of Rs.583.81 lakh. Till November, 2016, the financial value of the physical achievement of Departmental contribution amounted to Rs.72.93 lakh.

Area expansion

During this financial year the initiatives for area expansion of horticultural crops was successfully implemented throughout the State, achieving 3,130.0 hectare under perennial and non-perennial fruits cultivation, 585.0 hectare under flower cultivation, 350.0 hectare under hybrid vegetable cultivation and 234.9 hectare under spices cultivation.

Table No. 2.14
Consumption pattern of fruits and vegetables (2015-16)

Sl. No.	Crop	Production (lakh MT)	Existing Consumption (lakh MT)	Existing Surplus (lakh MT)	Requirement as per ICMR (lakh MT)	Surplus (lakh MT)
1	Vegetables (Excl. Potato)	146.28	58.35	87.93	76.70	69.58
2	Fruits	33.16	15.00	17.86	28.34	4.52

Note: Population of West Bengal 9.13 crore (Census 2011, Estimated)

Source : Department of Food Processing Industries & Horticulture

- I. Per capita per day consumption of vegetables excluding potato: 175 gram.
- II. Per capita per day consumption of fruits: 45 gram. (Report prepared by Rabo India Finance Pvt. Ltd.)
- III. Per capita per day requirement of vegetables excluding potato: 230 gram. (ICMR)
- IV. Per capita per day requirement of fruits: 85 gram. (ICMR)

Contribution of Private Sector in the area of Development

The Horticulture Directorate initiated the 'Participatory Farming' concept as an arrangement by way of an agreement (by entering into an MOU containing the terms and conditions of the agreement) between the Farmers' Producers Companies (FPCs) and the private entrepreneur / company to grow / produce fruits, vegetables etc. of the choice of the private companies who shall compulsorily buy back the entire produce at the rates as may be mutually pre-decided between them. This will ensure the farmers of assured 100% buy-back of their produce and remunerative price without taking market risk, removal of chain of

middlemen, increased productivity and improved produce quality and many other benefits of modern good farming practices.

Other activities to be highlighted

A special project on development of horticulture in the districts of Paschimanchal, spanning over the period 2017 - 2022, has been initiated by the Horticulture Directorate, involving all related Departments. The Committee for different technical and administrative works has been notified. The first meeting of the State level committee was held on 30.11.2016.

2.51 Directorate of Cinchona & Other Medicinal Plants

An overview

The cultivation of Cinchona in Darjeeling was commenced in the year of 1861-62. *Dr. Thomas Anderson* started his experimental trial for cultivation of Cinchona in Darjeeling hills of Bengal and ultimately selected Mungpoo Hills in 1862 for commercial cultivation.

Objective

The initial objective of the Directorate of Cinchona and Other Medicinal Plants was to grow different species of Cinchona trees to produce the life-saving Anti-Malarial drug Quinine, from its bark. Later on, the activities of the Directorate was expanded by introducing the cultivation of *Cephaelispecacuanha*, *Dioscoreasp*, large Cardamom, Rubber, Mulberry, Turmeric, Taxusbaccata, Citronella, Vetiver, Lemongrass, *Artemisia annua*, Mandarin Orange, Kiwi etc. Further, a commercial cultivation of Cymbidium (Orchid) also started at Mungpoo.

Plantation Units and factories

The Directorate has four plantations units viz. Mungpoo, Munsong, Rongo and Latpanchar consisting 14 divisions & one Ambotia (Research and Development on Cinchona) and three factories viz. Govt. Quinine Factory, Government Emetine Factory and Government Diosgenin and Downstream Factory.

Area Expansion

At present, the Directorate is having a total of about 7149.30 acre of Cinchona Plantation, 86.14 acre of Ipecac, 325.42 acre of Rubber Plantation, 43.53 acre of cardamom, 64.12 acre of Taxusbaccata, 267.15 acre of mandarin Orange, 32.52 acre of Chirata, 34.27 acre of Coffee and 10.31 acre of kiwi fruits.

Due to the enactment of GMP Standard, the factories of the Directorate are non-operational since March 2000. Due to this, the Directorate is unable to manufacture quinine salt since then. However, the renovation of factories as per GMP is going on and is likely to start factory operation very soon. In the meantime, the sale of various products of the Directorate has also been initiated.

Table No. 2.15
Achievement of the Directorate during the financial year 2015-16

Sl. No	Name of Scheme	Budgetary Provision (Rs. In Lakh)	Target	Actual Achievement
1	Expansion of Ipecac Cultivation, Phase - I and Phase - II	-	Expansion of Ipecac in 14 acre.	Expansion in Ipecac Plantation in 14 acre.
2	Cultivation of Dioscorea	-	Expansion of Dioscorea in 5 acre.	Maintenance of existing Dioscorea block.
3	Construction of Model House for Plantation Labourer	328.93400	50 Model Houses	50 Model Houses constructed
4	Supply of Piped Drinking Water and Providing Sanitary Condition to Labourer of Cinchona Plantations	161.18140	New Scheme at Mungpoo	One Scheme initiated at Mungpoo for providing Supply of Piped Drinking water to the labourers of Cinchona Plantation.
5	Project for Development of Plantation Road	-	2 new schemes at Govt. Cinchona Plantation, Mungpoo.	-
6	Project for Utilisation of Raw Materials from Wild Plant Resources	5.21520	Collection of Wild plant.	Several wild plants collected and maintained in the Research Nursery of the Directorate at Mungpoo
7	Scheme for Construction of Houses for Office Staff	6.57868	Two staff quarters.	One staff quarter was constructed.
8	Scheme for Afforestation of Plantation Area	6.68362	Afforestation within the plantation area in 26 acre.	Afforestation was done in 26 acre.
9	Diversification of Activities of the Directorate of Cinchona & Other Medicinal Plants	-	Extension of Rubber Plantation – 40 acre. Maintenance of 276.11 acre of Mandarin Orange Plantation. Cultivation of Mushroom	Extension of Rubber Plantation by 40 acre and maintenance of existing block of Mandarin Orange at Mungpoo and Latpanchor and Cultivation of Mushroom.
Total		508.59290	-	-

Source : Department of Food Processing Industries & Horticulture

Achievements made during the financial year 2016-17 (as on December)

- I. Expansion of Ipecac cultivation in 10 acre
- II. Maintenance of existing Dioscorea blocks at Rongo Plantation.
- III. Cultivation of Cardamom in 10 acre at Government Cinchona Plantation, Munsong in convergence with *MGNREGA*.
- IV. Cultivation of Mandarin Orange in 5 acre at Government Cinchona Plantation, Munsong in convergence with *MGNREGA*.

- V. Assessment on cultivation of new Medicinal Plants.
- VI. Afforestation within the plantation of the Directorate is carried out.
- VII. Maintenance of existing Mandarin Orange plantation.
- VIII. Extension of Rubber Plantation.
- IX. Extension of Cinchona Plantation by 80 acre.
- X. Publication of Scientific Journal "Esmeralda" by the Directorate.
- XI. Cultivation of essential oil bearing plants like Citronella, Vetiver and Lemon Grass in 12 acre.

2.52 West Bengal State Food Processing & Horticulture Development Corporation Limited

This Corporation is producing different varieties of fruits plants like mango, litchi, guava, and lime in its own nurseries at Ayespur, Nadia and Mohitnager, Jalpaiguri. This Corporation is also outsourcing various fruit plants from reputed *NHB* (National Horticulture Board) accredited nurseries towards selling these items to various district authorities under different Government schemes. This Corporation is also acting as Programme Implementing Agency in the district of Murshidabad under *MGNREGA* scheme for horticulture items. This Corporation is also marketing various agri-inputs to different district authorities under different schemes.

It is also acting as Implementing Agency of the Department of *FPI&H* for various projects like development of infrastructure at different farms. Presently this Corporation is implementing the project for development of infrastructure at Mohitnagar horticulture farm and Taldangra horticulture farm. This Corporation is also marketing various fruit products like jam, jelly, and sauce etc, produced from its own unit (mini type) and other small and cottage industries through its sales counter.

Financial Implication

The financial result for the year 2015-16 is as follows-

I.	Turnover	Rs. 993.53 lakh
II.	Net Profit before Interest and Depreciation	Rs. 61.50 lakh
III.	Net Profit	Rs. 30.05 lakh

Provisional Financial Result for the year 2016-17(up to November 2016) is as follows-

I.	Targeted turnover-	Rs.1600.00 lakh (approx)
II.	Turnover achieved upto December 30.11.2016	Rs. 956.06 lakh (approx)
III.	Anticipated Net Profit before Interest & Depreciation	Rs. 55.30 lakh (approx)
IV.	Anticipated Net Profit	Rs. 18.00 lakh (approx)

Animal Resources Development

2.53 Introduction

The people in the rural areas of our State are dependent on mixed crop-livestock farming system for their livelihood. Animal Resources Development Department thus plays a major role in supplementing family income and generating gainful employment in the villages, particularly among the landless laborers, small and marginal farmers and especially women. The overall physical target of Animal Resources Development (*ARD*) Department is to augment production of milk, meat and egg in the State in order to minimize the gap between demand and supply of milk, meat and egg.

The increased urbanization is causing a gradual and distinct shrinkage of Agricultural lands. . The scope of bringing new lands under cultivation is small; rather expansion of urbanization has led to distinct shrinkage of Agricultural Lands. Also the scope for absorption of rural unemployed youths into the industrial and service sectors is limited, as it requires appropriate training, proper infrastructure, necessary inputs and systematic marketing facilities. The Livestock rearing activities do not need such intensive provisions, because the farmers through generations have been rearing and keeping livestock for their agriculture and allied. The people of rural area and also of semi-urban area rear different types of animals to meet their requirements of milk, meat and egg as the basic source of protein for nutrition. Poor people generally have multiple livelihoods as coping mechanism for survival.

Apart from giving supportive services in development of Livestock population in the State along with increase in quantities of protein rich food like meat, milk, egg, the Animal Husbandry & Dairy Sector provide unique opportunity for generation of Employment. The State is rich with diversified livestock resources, particularly World famous Black Bengal Goat, Garole Sheep in Sunderban Area and Ghungru Pig in North Bengal Districts. There is a tremendous scope of enhancement of the livestock productivity through optimum feeding, breeding and management system on the scientific basis to meet the domestic requirement and also to export various livestock products in the regime of globalization.

2.54 Priority areas

Genetic up gradation of existing low productive livestock and Poultry birds

Conservation of Local breeds like Black Bengal Goat, Garole Sheep, Ghoongroo pig

Extension of Animal Health Services (Curative & Preventive) up to grass root level

Feed & Fodder Development

Augmentation of Major Livestock products like Milk, Meat & Egg

Sustained employment generation.

2.55 Activities

- I. Up-gradation of different livestock and poultry products.
- II. Extension of animal health coverage in rural area.
- III. Production of quality feed and fodder.
- IV. Milk procurement and processing through milk cooperatives and dairies.
- V. Reduction of income inequality through transfer of resources to poorer people.
- VI. Additional income generation for the poorest people through animal husbandry practice.
- VII. Introduction of e-Management system to monitor programmes, projects & Schemes undertaken.
- VIII. Conversion of State Animal Health Centres into Veterinary Polyclinics to provide better diagnosis and treatment.
- IX. Eradication of PPR and carrying out vaccination programme for other diseases, viz., FMD, HS, BQ, Anthrax, RD, Fowl Pox, DP, Swine Fever etc.
- X. Up-gradation of Central and Regional Laboratories to BSL II/III standard and introduction of GMP & GLP therein.

2.56 Executing Agency and their Responsibilities

Name of the Unit of ARD Department	Responsibility
Directorate of Animal Resources & Animal Health (DAR&AH)	Animal Health & Extension, Livestock Development, Animal Vaccine Production
Directorate of Dairy Development	Milk Processing & Supply at Greater Kolkata & other areas
Paschim Banga Go-Sampad Bikash Sanstha (PBG SBS)	Cattle & Buffalo breeding, Livestock Insurance
West Bengal University of Animal & Fishery Sciences (WBUA&FS)	Veterinary Education and Research
West Bengal Cooperative Milk Producers' Federation Ltd. (WBCMPF)	Milk Marketing
WB Dairy & Poultry Development Corporation Ltd. (DAIRPOUL)	Animal Feed Production
WB Livestock Development Corporation Ltd. (WBLDC)	Meat & Meat Products Marketing
Mother Dairy, Calcutta	Milk Processing & Supply at Greater Kolkata & other areas

Table No. 2.16
Livestock and Poultry population in West Bengal

(Number in lakh)

Census	Year	Total Fowl	Total Duck	Other Poultry	Total Poultry
14 th	1989	257.41	98.02	2.81	358.23
15 th	1994	298.03	120.19	0.93	419.15
16 th	1997	320.72	123.39	1.50	445.60
17 th	2003	376.86	130.24	3.83	511.15
18 th	2007	519.43	120.47	2.53	642.43
19 th	2012	462.16	65.35	0.86	528.37

Source: Livestock Census

2.57 Target and Achievement

Table No. 2.17
Target and Achievement of livestock product

Year	Milk ('000 MT)		Egg (Million No.)		Meat ('000 MT)		Wool ('000 MT)	
	Target	Achievement	Target	Achievement	Target	Achievement	Target	Achievement
2012-13	4859	4860	4841	4706	650	648	747	722
2013-14	5078	4906	5325	4746	671	650	769	725
2014-15	5307	4961	5858	4813	697	657	792	740
2015-16	5546	5038	6444	6011	724	685	763	748

Source : Department of Animal Resources Development

Table No.2.18
Fund received in State Sector Schemes

Sl. No.	Name of the Schemes	Fund Received (Rs. In lakh)				
		2011-12	2012-13	2013-14	2014-15	2015-16
1	Distribution of Chicks / Ducklings	--	--	794.64	1799.89	3784.99
2	Organization of Health Camp for treatment of cases and vaccination of livestock & poultry	13.5146	--	--	--	--
3	Production of animal vaccines and antigens	1.28996	2.93	33.22	33.54	33.00
4	Various livelihood generation programmes for Scheduled Caste, Scheduled Tribe, Women and Minorities	54.690	16.50	50.0	120.00	110.00

Sl. No.	Name of the Schemes	Fund Received (Rs. In lakh)				
		2011-12	2012-13	2013-14	2014-15	2015-16
5	Various programmes for augmentation of production and productivity of livestock, birds including special programme launched in 3 districts viz. Paschim Medinipur, Bankura & Purulia	14.78	81.67	109.90	93.26	164.88
6	Various programmes for development of feed and fodder	--	--	25.00	90.00	98.98
7	Various programmes under RIDF;	1024.82	843.49	943.36	567.48	1767.19

Source : Department of Animal Resources Development

Table No. 2.19
Fund received in Central Sector Scheme

Sl. No.	Name of the Schemes	Fund Received (Rs. In lakh)									
		2011-12		2012-13		2013-14		2014-15		2015-16	
		CS	SS	CS	SS	CS	SS	CS	SS	CS	SS
1	Assistance to States for Control of Animal Diseases (ASCAD) (components of Central Assistance ranges from 100%, 75% and 50%)	650.00	216.67	700.00	233.33	800.00	235.67	380.52	99.89	300.00	230.90
2	Assistance to State Poultry/Duck Farm (Central Assistance to the tune of 80%);	48.92		34.00		--		--		--	
3	Rural back Yard Poultry Development (100% Central Assistance)	--		1800.05		1530.00		--		--	
4	Sample Survey for Estimation of Production of Milk, Egg, Wool and Meat (50% Central Assistance)	60.47		54.58		49.75		39.81		45.33	
5	Quinquennial Livestock Census (100% Central Assistance)	111.02		1144.59		0.00		392.11		0.00	

Source : Department of Animal Resources Department

2.58 Rashtriya Krishi Vikash Yojana (RKVY)

Table No. 2.20
Fund received in RKVY

Sl. No.	Name of the Schemes	Fund Received (Rs. In lakh)				
		2011-12	2012-13	2013-14	2014-15	2015-16
1	Production & Growth	6873.56	1382.19	1633.64	3926.54	1374.58
2	Infrastructure & Assets	1767.38	1610.01	2131.77	3108.57	3744.42
3	Flexi	680.71	673.01	67.70	700.00	500.00

Source : Department of Animal Resources Development

2.59 Physical Achievement in different activities of Animal Husbandry

Table No. 2.21
Physical achievement of different activities of Animal Husbandry activities

Sl No.	Item	2015-16
1	Chicks / Ducklings distribution (Number in lakh)	55.50
2	Sheep & Goat Distribution	40199.00
3	Pig Distribution	2220.00
4	Animals treatment (Number in lakh)	166.41
5	Vaccination (Number in lakh)	340.40
6	Animal Health camps (Number in thousands)	30.58
7	Vaccine Production at IAH&VB (Number in Lakh)	297.47
8	Artificial Insemination (Number in lakh)	36.63
9	Cross bred / up-graded Calves born (Number in lakh)	13.89
10	Production of Frozen semen straws (Number in lakh)	38.12
11	Number of Mother Dairy Kiosks opened for Self-Employment	180.00

Source : Department of Animal Resources Development

2.60 Activities of Dairy development

Table No. 2.22
Physical achievement in different activities of Dairy Development

Sl.	Items	Unit	2015-16
1	Dairy Co-op. Society Organized	Number	4349
2	Number of Milk Union Registered	Number	16
3	Milk Procurement	Kg Per Day	224.3
5	A. I.done (Number)	Number	292171

Source : Department of Animal Resources Development

2.61 Rural Infrastructure Development Fund (RIDF)

With a view to strengthen and modernize the diagnostic and treatment facilities as well as capacity building infrastructure facilities different infrastructural development were made under *RIDF*. Rs. 385.04 lakh has been spent for upgradation of infrastructure facilities in sperm station at Beldanga, Murshidabad and Rs 1025.26 lakh expended for establishment of Ghongroo Pig Breeding farm at Lakargram, Birbhum.

2.62 Other Achievements in ARD sectors

- I. Started construction of a new Veterinary College at Moynaguri (Jalpaiguri District) under the West Bengal University of Animal & Fishery Sciences to meet the growing demand of Veterinarians in the State.
- II. Successfully completed "*Ahare Bangla - 2016: A Food Festival Celebrating Bengal*" at Milan Mela, Kolkata to promote some unique food products produced by our farmers and introduce these unique products into the food platter of the Bengalees as well as to promote food industry in the State.
- III. Developed Human resource through introduction of One-year Certificate Course on Livestock Development Assistant (*PRANIRAKSHAK*), Six months Certificate Course on Artificial Insemination, Two years Veterinary Pharmacy Course for unemployed youth having yearly training capacity of 420, 3960 & 60 respectively.
- IV. Trained about 9.17 lakh farmers for better animal husbandry practices.
- V. Launched 40 numbers Mobile Veterinary Clinics (*MVC*) to provide doorstep animal health care services in remote blocks. Another 60 numbers Mobile Veterinary Clinics (*MVC*) will be launched soon.

Fisheries

2.63 Introduction

Fisheries Department continues to play a very significant role in the rural economy of the State. Fisheries related activities are geared not only towards increased fish production but also for providing generation of increased employment in the rural & semi-urban areas. Mission of fisheries department to manage, protect, enhance and develop fisheries and aquaculture in the state and generation of employment in terms of unit area investment and improvement of livelihood, nutritional, socio-economic status, safety and welfare of the fishers through viable and sustainable eco-friendly strategies and programmes. These departments have five functional organizations viz. Directorate of Fisheries, West Bengal Fisheries Corporation (WBFC), State Fisheries Development Corporation (SFDC), West Bengal State Fishermen's Co operative Federation Ltd (BENFISH) and Fisheries Data Mapping Centre. With its limited resources of men and materials, the Department is making all out efforts in augmenting production by exploiting potential sources of Pisciculture in all kinds of water resources including rivers, beels, baors, tanks, reservoirs, hill-streams, estuaries, sewage-fed water bodies and brackish water areas.

2.64 Achievements

The State contributes about 16.5 per cent of fish production, 23.4% of inland fish production and about 38% of fish seed production of the country. The fish production has increased from 14.72 lakh tones in the year 2011-12 to above 16 lakh tones during the year 2015-16. In export arena, achievement is significant. During the year 2015-16 an amount of Rs. 3439 crore foreign exchange earned through export of sea-fish food products. The Fisheries sector in the State has been consistently pursuing its goal in regard to enhancement of fish production. Demand of fish and fishery products are increasing considerably, both at domestic and export fronts. In spite of getting second position in fish production in the country, the fisheries sector of West Bengal has taken up a bunch of specially designed developmental and welfare programmes for the development of rural economy.

Fish and Fish seed production: Fish and Fish seed production in W.B have been increased many fold in last 5 years. The Fish production both inland and marine from 2011-12 to 2015-16 is given in the following table.

Table No.2.23
Production of Fish in West Bengal (in lakh ton)

Year	Inland	Marine	Total Production
2011-12	12.900	1.820	14.720
2012-13	13.380	1.520	14.900
2013-14	13.920	1.880	15.800
2014-15	14.380	1.790	16.170
2015-16	14.930	1.780	16.710

Source: Department of Fisheries, Government of West Bengal

West Bengal is the pioneer and leader in production of fish seeds the state contributes about 38% of the total production in the country. At present, there are 535 IMC hatcheries, 18 Ornamental hatcheries under

private entrepreneurship. This apart, the Department has its own hatcheries located within the premises of Meen Bhavans of different districts, Research Stations and Fish Farms. The following table shows Fish Seed Production in West Bengal from 2011-12 to 2015-16.

Table No.2.24
Fish Seed Production in West Bengal
(Unit in millions)

Year	Target	Achievement
2011-12	13500	13846
2012-13	14500	15002
2013-14	15500	15890
2014-15	16500	16717
2015-16	17500	17521

Source: Department of Fisheries, Govtvernment of West Bengal

2.65 Pisciculture under Jal Dhara Jal Bhara

Pisciculture has been started in about 35000 pond excavated under “**Jal Dhara Jal Bhara**” programe in last few years.

Jal Dhara Jal Bhara – A Synergy with Pisciculture

Fisheries Department has a resource of 2.88 lakh hectare water body in the form of Ponds/Tanks in West Bengal. An increasing trend in Inland Sector have been recorded as 12.90 lakh Metric Ton in the year 2011-12 whereas 14.38 lakh Metric Ton in the year 2014-15 and reach 14.93 Lakh Metric Ton in the year 2015-16. Fisheries Department has a goal to produce 19 lakh Metric Ton within five years. It is possible not only by adoption of Scientific Pisciculture but also with the expansion of water area. Water Resources, Investigation and Development Department has come forward with the “**Jal Dhara Jal Bhara**” programme which has extended the impact on Agriculture as well as Pisciculture. Availability of more water area will enable Pisciculture activities in different water bodies with the growing of plankton within a stipulated period. It is observed that new water bodies created under “**Jal Dhara Jal Bhara**” programme became culturable within two to three years. Such water bodies are brought under Pisciculture where there is no threat of arsenic pollution.

A district wise synopsis is given below where Piscicultures have been started. It’s unique dovetailing for creation of remunerative asset which can enrich the livelihood support to Fishers.

Table No.2.25
Pond excavated & Fish production going on in the Pond under Jal Dhara Jal Bhara

Sl No.	Name of District	Pond excavated under Jal Dhara Jal Bhara in the district as a whole (2012-13 to 2016-17, November,2016)	Fish production going on in the pond excavated under Jaldhara Jal Bhara (2012-13 to 2016-17, November,2016)
1	Darjeeling	99	18
2	Alipurduar	305	40

SI No.	Name of District	Pond excavated under Jal Dharo Jal Bharo in the district as a whole (2012-13 to 2016-17, November,2016)	Fish production going on in the pond excavated under Jaldhoro Jal Bhoro (2012-13 to 2016-17, November,2016)
3	Jalpaiguri	922	696
4	Cooch Behar	1786	1229
5	Uttar Dinajpur	1019	763
6	Dakshin Dinajpur	2097	1264
7	Malda	5307	1362
8	Murshidabad	6738	1677
9	Nadia	8112	4841
10	Birbhum	3869	2303
11	Hoogly	4801	1678
12	Howrah	526	220
13	Burdwan	8437	3077
14	N-24-Pgs	3095	1577
15	S-24-Pgs	15768	2961
16	Purulia	3389	1760
17	Bakura	12017	1525
18	Paschim Medinipur	15631	5631
19	Purba Medinipur	6920	2394
TOTAL		100838	35016

Source: Department of Fisheries

2.66 Different Activities / Schemes

- I. **Production of Big sized fish:** With the aim to production of Big sized fish in Big water bodies initiative have been taken in 600 no. of water bodies in last five years.
- II. **Distribution of Fish Seed:** To increase production during the last five years about 1500 lakh fish fingerlings have been distributed in about 55000 ponds.
- III. **Distribution of Fish Feed:** From 2014-15 initiative have been taken to supply nutritionally balanced floating feed, free of cost and supplied 8741 MT to about 13,000 fish farmers in West Bengal with a financial involvement of about Rs.23 crore. Another 7500 MT feed has been distributed within May 2016.
- IV. **Social welfare initiatives:** For the socio-economic upliftment of fishermen community several social welfare scheme have been implemented in last five years, like distribution of JAL-HUNDI: 4000 unit, DWELLING HOUSE: 13000, INSULATED BOX-33000, CYCLE WITH BOX-6820, MATSYAJAN- 1237 number Old Age Pension for Old and Infirm Fishermen @ Rs. 1000/- per month have been increased from 7500 to 8500 old fishermen.

- V. **Safety and security for marine fishermen:** For the safety and security of marine fishermen Biometric I Card: 1.695 lakh cards are already distributed among marine fishermen. Capturing of photo and Biometric data are in process for the left out fishermen.
- VI. **Distress Alert Transmitter:** Distributed 3656 Transmitters with support from Government of India, the process of e-registration of fishing vessels has been started by the Fisheries Department in the coastal districts of West Bengal. 11912 numbers of certificates have already been issued.
- VII. **Conservation of indigenous local fish:** To conserve local indigenous fish species steps have been taken to liberate indigenous fish in the water body like beels, backyard pond etc. and about 5000 unit (fish fingerlings, fish feed, lime and other inputs) have been liberated among these ponds.
- VIII. **Training and extension:** For dissemination of technical knowhow to the farmers regular training programme, awareness camp in the form of krishi mela, wetland day, Fish farmers day, Mela etc are regularly organized. During last three years about 50000 fish farmers have been trained (from GP level to State level training programme).
- IX. **Development of Tribal Fishermen:** To develop tribal fishermen community TSP scheme have been implemented and Fish Fingerlings of IMC and Deshi Magur along with other culture input have been distributed among 3000 number of Tribal Fishermen. More than 3000 no. of Tribal ponds will be developed under this scheme.
- X. **Construction of Block level Laboratory:** To analyze soil and water of fish ponds of farmers in all the blocks of West Bengal, initiatives have been taken by Constructing and commissioning of Block Level lab. Work has been completed in 308 number of Blocks. Initiative for construction has been taken for the rest blocks.
- XI. **Investment Promotion Unit and other activity:** For encouraging investment in fisheries sector a dedicated cell "**Investment Promotion Unit**" have been set up. Investment proposal to the tune of Rs. 1000 crore has already been received through signing of 13 MOU with investors. Before BGBS-2016, another 14 number of MOU expected to be signed
- XII. **Fishery Policy:** For overall development of fishery and also for bringing investment in this sector a new Fishery Incentive Policy, 2015 has been adopted by the Government.
- XIII. **Hilsa Conservation and Research Centre (HCRC):** To combat the issue of declining trend of Hilsa fishery over the past decade and keeping in line with the national initiative (*viz.* GOI, ICAR institutes) the Department of Fisheries, Govt. of West Bengal has established **Hilsa Conservation and Research Centre (HCRC)** at Sultanpur. This centre is engaged for huge public awareness by observing camp, distribution of leaflets, posters, installation of flex, banner, hoarding etc. For research purpose this centre is in regular contact with other central centre like CIFRI, CIFT, CMFRI and Jadavpur University

- XIV. **Hatchery Accreditation:** To ensure quality fish seed initiative has been taken by Fisheries Department for accreditation of Hatchery. Already 200 number of Hatchery have been accredited and certificates have been given throughout the State.

2.67 e-Governance, Satellite Mapping of Water Bodies

- I. Online reporting system from district to secretariat and vice versa has been initiated for easy and regular monitoring of physical and financial performances of all types of schemes.
- II. Online booking systems have been developed by BENFISH and SFDC for accommodation in different tourist spots in their respective guest house/tourist lodges.
- III. Department have developed a website of his own.
- IV. E-registration and licensing of marine vessels is being implemented.

Mapping of all kinds of water bodies (0.2 ha. and above) using GPS mapping have been made and ground truthing for 16 districts (out of 20) have been completed, first time in the country, which is available in the portal. This will help the department in proper planning on the utilisation of water bodies.

2.68 Contribution of Private Sector in the area of Development

Major culturable fishery resources in the state belong to private sector. Untill 2014, no major large scale commercial level contribution came in the fisheries sector excepting fishing in the marine sector (buying trawlers, setting up of processing centers). But with the setting up of Investment Promotion Unit (keeping parity of the State government for promotion of private investment), significant contribution of Private sector is coming up and by this time under private commercial / industrial 28 investors have signed MoU with the the Department and already the following companies have started production:

- I. Amrit Feed, at a investment of Rs.90 crore has set up a Fish Feed Plant at Panagarh in the year 2015.
- II. Madhav Agro. Pvt. Ltd., at a investment of Rs. 20 crore has set up modern vannamei prawn at Digha and with the progress and support & taking advantage of Ease of Doing Business, is going to introduce the most modern BIOFLOC technology in the farm, at a cost of Rs. 9 crore, which will allow them to enhance stocking density and productivity to 10 times without compromising pond quality.They are also going to set up one solar dried fish production unit and automatic prawn harvester at a total cost of 5 crore and signed MoU.
- III. Anmol Feed, a Bihar based company is setting up a fish feed unit at Howrah at a cost of Rs. 50 crore, which is likely to come into operation by the middle of 2017.
- IV. CPF, a Thailand company and Godrej have started setting up of large scale fish feed plant at Kharagpur at an investment of Rs.500 crore and Rs.200 crore with expansion plan for setting up of value added products and shrimp and tilapia seed production unit.

- V. M/S Raj hatchery has started setting up of one modern shrimp hatchery at Tajpur, Digha at a cost of Rs.5 crore.
- VI. 2-3 small entrepreneurs have started naupli rearing units for production of shrimp post larvae.
- VII. Many other small units have started commercial fish farming at an investment ranging 1 crore to 3 crore.

And all these effort of the department has now created such an environment that in the current year we are hopeful that in the BGS 2017, more than 15 such small and large companies will sign MoU for an estimated investment of Rs.500 crore and above.

In the state, Fishermen co-operative societies plays a pivotal role in fish production especially big fish production and to assist them in their effective development, with the assistance of SFAC (Gol Organisation) we are trying to establish two Fish Farmers Producers Organisation (FFPO) as a pilot one, which is likely to come into operation in the month of Jan, 2017. Once this become successful, a sea change in the co-operative sector will happen.

And it can be said by the end of 2020, there would be a significant change of fisheries development in the State with the Private Investment.

New policy of Blue Revolution of the Gol will also give a boost to the efforts.

2.69 Growth Performance of Fish Production in the Five year Plan Period

Fish production in the State has been showing an increasing trend. The estimated fish production in the year 2014-15 is 16.17 lakh ton and the production will be reached at the level of 17.20 lakh tones by the end of the 12th Five year Plan (2016-17). At the end of 13th Plan Period 2021-22, the fish production will be likely to reach about 19 lakh tones.

Table No. 2.26

Fish Production along with Growth & Average Annual Growth during different Plan Periods

Plan Period	Fish Production at end of the period (lakh ton)	Growth (per cent over the plan period)	Average annual growth
6 th Plan (1980-85)	4.025	-	-
7 th Plan (1985-90)	6.01	49.32	9.86
Annual Plan (1990-91)	6.80	13.14	13.14
Annual Plan (1991-92)	7.32	7.64	7.64
8 th Plan (1992-97)	9.37	28.00	5.60
9 th Plan (1997-2002)	11.00	17.39	3.48
10 th Plan (2002-2007)	13.59	23.55	4.71
11 th Plan (2007-12)	14.72	8.31	1.66
12 th Plan (2012-17) (estimated)	17.20	16.84	3.36

Source: Department of Fisheries



Chapter 3

Basic Amenities

Public Health Engineering

Public Works

Transport

Housing

Power and Non-Conventional Energy Sources

Public Health Engineering Department

3.1 Introduction

Public Health Engineering Department (*PHED*) is an independent full-fledged Department of the West Bengal Government that controls the Water Supply & Sanitation Budget of the State Government and undertakes programmes of implementation of water supply and sanitation services mainly through the Public Health Engineering Directorate under its administrative control.

The Public Health Engineering Department, Govt. of West Bengal have taken an initiative to provide Safe, Sustainable and Adequate water supply to all Humans and Livestock in West Bengal by 2020. The primary objectives are as follows:-

- I. To ensure permanent drinking water security @70 litre per capita per day (*lpcd*) in rural West Bengal.
- II. To ensure drinking water security through emphasis on piped water supply schemes with an objective to complete shift from hand pump tubewells to piped water supply schemes in a phased manner, provision for house to house connection, conjunctive use of groundwater, surface-water and rain water harvesting.
- III. To ensure that all schools and anganwadis have access to safe drinking water.
- IV. To provide enabling environment for Panchayet Raj Institutions (*PR*) and local communities to manage their own drinking water sources and systems.

3.2 Financial Release

In the Financial year 2016-17 different types of projects / schemes amounting to an estimated cost of Rs 258.12 crore has been sanctioned by State Level Scheme Sanctioning Committee (*SLSSC*) which includes 11 Nos of New Piped Water Supply Schemes (*PWSS*) amounting to Rs 151.76 crore, 1 No. of Solar energy based Dual Pump Schemes amounting to Rs 4.78 crore, 16 Nos of Augmentation / Rejuvenation Schemes amounting to Rs 49.46 crore, 3 Nos of Schemes for Spot Source amounting to Rs 19.92 crore and 3 nos. of other type of schemes amounting to Rs 32.19 crore. Moreover presently 475 nos. of *PWSS*s are ongoing throughout West Bengal with an estimated cost of nearly Rs 8,085.04 crore. A tentative estimate for Disaster Management for 2016-17 based on experiences of last few years has also been prepared and produced with a tentative estimated cost of Rs 16.08 crore. The estimate encompasses all possible services usually delivered by *PHED*., including mobilization of Mobile Treatment Units (*MTUs*) and supply of package water from its own unit; on such occurrences. A major portion of the budgetary allocation for Rural Water Supply is covered under National Rural Drinking Water Programme of Govt. of India with matching grant from the State.

3.3 National Rural Drinking Water Programme (NRDWP)

Objectives and Goals of NRDWP

The objective is to provide every rural person with adequate and safe water for drinking, cooking and other domestic basic needs on a sustainable basis. The basic requirement is to meet minimum water quality standards and water to be readily and conveniently accessible at all times and in all situations.

In rural areas of the country, NRDWP aims to

- I. enable all households have access to and use safe and adequate drinking water and within reasonable distance.
- II. enable communities to monitor and keep surveillance on their drinking water sources.
- III. ensure potability, reliability, sustainability, convenience, equity and consumer's preference to be the guiding principle while planning for a community based water supply system.
- IV. provide drinking water facility, especially piped water supply to Gram Panchayets that have achieved open defecation free status on priority basis.
- V. ensure all government schools and anganwadis have access to safe drinking water.

3.4 Provision of safe drinking water to the people and combat against the contamination of drinking water

Public Health Engineering Department, Govt. of West Bengal undertakes the noble task of supplying of potable drinking water to rural Bengal, with groundwater, surface water or sub-surface water after necessary treatment if required. Over the years, a large number of ground water based water supply schemes were commissioned for rural people along with implementation of many nearby surface water or subsurface based water supply schemes.

Although the National Rural Drinking Water Programme (*NRDWP*) emphasise on supply of safe drinking water to the rural people through PWSSs, but in some remote & uncovered areas where piped water supply scheme facility is yet to be reached, PHED arrange provision of safe drinking water through hand pump / rig bored tube wells. Moreover, this Department is engaged in implementation of solar power based water supply schemes, pond based water supply schemes, rainwater harvesting schemes etc.

Arsenic Mitigation and Eradication of Fluoride Contamination

Both type of water sources viz. ground water and surface water are contaminated by a variety of pollutants. It is observed that ground water in almost all districts of West Bengal contains chemical contaminants like arsenic, fluoride, chloride, iron etc. Thus it is a great concern of the Department to supply safe drinking water free from any chemical or bacteriological impurities. Among several impurities present in water, the contaminants like arsenic and fluoride is more disastrous to the human health and hygiene than the remaining ones. A total number of 83 Blocks under 8 districts of West Bengal are affected with Arsenic Contamination above permissible limit (> 0.05 mg/l). Similarly 43 Blocks under 7 districts of West Bengal are affected with Arsenic Contamination above permissible limit (> 1.5 mg/l). Moreover 57 Blocks in 4 districts of West Bengal are affected with Salinity in ground water above permissible limit (Chloride > 250 mg/l or TDS > 500 mg/l). For extending immediate relief to the arsenic

affected people in the area yet to be covered by any piped water supply schemes, 338 nos. of Community Purification Plants are being implemented by PHE Department with the financial assistance from NITI Aayog (*National Institution for Transforming India Aayog*).

Action plan for arsenic mitigation as well as road map for eradication of fluoride and salinity problem from the affected areas of West Bengal has already been initiated by this Department. The Ministry of Drinking Water and Sanitation, Govt. of India, is emphasizing on covering of all quality affected areas within March, 2020.

Sub Surface Water Based Piped Water Supply Scheme For Fluoride Affected Areas of Gangarampur Block District Dakshin Dinajpur with an estimated cost of Rs145.01 crore and another Sub Surface Water Based Piped Water Supply Scheme For Tapan Block with an estimated cost of Rs165.50 crore have been taken up for implementation and a total population of 5.13 Lakh (Census 2011) are going to be benefitted out of these two schemes.

Apart from this, recently the Govt. of India has introduced **National Sub-Mission for eradicating arsenic / fluoride contamination** in Rural Drinking Water Sector by which new Piped Water Supply Schemes from safe perennial sources may be taken up by the State. This is a time bound mission to be completed by March 2020 and funded on 50:50 Center: State sharing for quality affected areas and the cost of en-route habitation has to be totally borne by the State Govt.

Piped water supply schemes (PWSS)

Till date, a total of 1,979 nos. of piped water supply schemes have been commissioned in rural areas of 19 districts of West Bengal covering 51.08% of rural population by safe drinking water through piped water supply schemes. Moreover, there are 5.54 lakh of hand pump fitted tube wells sunk by PHE Department which cater to the demand of safe drinking water in uncovered areas

Surface Water based Water Supply Scheme

- I. Surface Water based Water Supply Scheme for **Kulpi & Adjoining Mouzas** at an estimated cost of Rs 1,332.41 crore is under implementation in the District of South 24 Parganas covering 10 (ten) nos. of Saline Blocks, viz. Kulpi, Diamond Harbour-I/II, Falta, Jaynagar-II, Kultali, Magrahat-I, Mandirbazar, Mathurapur – I/ II. This will cover 32.87 lakh population. 68% of physical progress has been achieved at site.
- II. **Bally-Jagachha Surface Water Based Project (Phase – I)** has been taken up at an estimated cost of Rs 150.68 crore in quality affected blocks of Bally-Jagachha areas of Howrah District covering 6 nos. of census towns covering a design population of 2.86 lakh. Physical progress of about 90% has been achieved in 2016-17.
- III. **Bally-Jagachha Surface Water Based Project (Phase – II)** has been taken up at an estimated cost of Rs 45.88 crore in quality affected block of Domjur of Howrah District covering a design population of 98,782. Preliminary work/ tendering work/ procurement of material is under process.
- IV. **Surface Water Based Water Supply Scheme for Panskura-II Block** based on River Rupnarayan as source has been sanctioned at a cost of Rs 241.72 crore to cover 112 no. of

mouzas and 1 no. Census Town in Purba Medinipur District. 65% physical progress has been achieved so far.

- V. In the arsenic affected areas of Habra Gaighata of District North 24 Pgs, a surface water based scheme has been sanctioned recently at a cost of Rs 578.94 crore, covering 327 mouzas and 18.04 lakh population. Work for intake as well as water treatment plant (*WTP*) is going on. Laying of clear water main and raw water main is also going on. Land acquisition is going on for zonal headwork sites. Expected to be partially commissioned by December, 2017.

3.5 Urban Water Supply

Work for Intake Structure and laying of Raw Water conveyance main for 100 million gallons per day (*MGD*) water supply to Kolkata New Town, Nabadiganta, Saltlake; South Dumdum Municipality; Haroa, Rajarhat and adjoining rural areas at an estimated cost of Rs 348.37 crore is completed and New Town WTPs are already being fed by this raw water main.

3.6 Water ATM

The Water ATM is an innovative concept in the field of water treatment which can be customised for installation of a water treatment plant with microbial disinfection facility. The Water ATM will dispense one litre of purified water. PHE has already installed 206 nos. of Water ATMs in different school premises in North 24 Parganas district.

3.7 Disaster Management

Natural unforeseen calamities, i.e. disaster like drought, cyclonic storm, flood are the common occurrences in the State of West Bengal every year. Even disaster due to earthquake in the Darjeeling hilly region of West Bengal was also experienced by the people few years back. These kinds of disaster have always wider impact on human life, livestock, property and assets created by individual and state. Aftermath the disaster among the basic needs for survival, safe drinking water and emergency sanitation always figures on top of the priority list along with food and shelter. As Public Health Engineering Department/Directorate is mandated for supply of safe drinking water to the people of the State, during disaster it requires delivery of services on safe drinking water supply on war footing basis. Emergency sanitation is usually a common task and is also delivered by PHED to combat the disaster. Infact PHE Department takes a lead role in disaster management. The Department possess 21 nos. of Mobile Treatment Units (MTUs) deployed at strategic locations of rural Bengal so that during any disaster, those areas can be reached at the earliest and the best services can be extended to the affected people. In all the Mobile Treatment Units, there is a provision of instant packaging of treated water in polythene packets and are extremely beneficial in providing and distributing safe drinking water to the suffering people during flood and other natural calamities. Water supply through establishment of **Drinking Water Bottling Plants** has emerged as a new area apart from water supply through MTUs during disaster.

3.8 Attention to Jangalmahal Area

The Government had given special attention to the people of Jangalmahal area (Districts of Purulia, Bankura and PaschimMedinipur) by sanctioning 50 nos. of piped water supply schemes with an estimated cost of Rs 141.70 crore proposed to benefit a population of 3.14 lakh. All of these 50 nos. of schemes have already been commissioned. Moreover, 704 nos. dual solar power based mini water supply schemes have also been commissioned in this area at an estimated cost of Rs 51.67 crore benefitting 1.76 lakh of people.

3.9 Facilities for Gangasagar Mela

Every year, PHE Department provides all the facilities necessary to the pilgrims of Gangasagar Mela. Various arrangements of temporary nature of accommodation, offices, water supply, sanitation, etc. and maintenance thereof for the personnel including N.G.O.s rendering services in connection with the Mela at Sagar Mela Ground and other transit points (i.e. Lot No.8, Namkhana, Chemaguri / Benuban and Kachuberia) are made by the Department. Temporary hospitals are constructed along with outdoor dispensary unit including homeopathy, & allopathy medical facilities at Sagar Mela ground. Temporary medical check post is setup at Sagar Mela ground. Safe and adequate drinking Water and Sanitary arrangement at Sagar Mela ground is also set up. Arrangement for supplying water pouch by 6 nos. of Mobile Treatment Unit is made by the PHE Department every year. Temporary sanitary and waste water disposal arrangements are also made. Arrangement of Fire Fighting at Kolkata Outram Ghat, Kachuberia, Chemaguri/Benuban and at Sagar Mela ground are done. Lighting and illumination arrangements & arrangements for bathing Ghat (Changing Room) at Sagar Mela Ground are done. Arrangement of temporary court, thana, hazat (jail), bank etc. at Sagar Mela Ground are also done by the PHE Department. Provision of Mobile Toilets is also done by the Department.

3.10 Japan International Co-operation Agency (JICA) Mission Project

Purulia piped water supply project is presently running with the external assistance of **JICA, Japan** at an estimated cost of Rs 1,173.10 crore to benefit a population of 29.10 lakh. Initial works like Project Management Unit (*PMU*) registration completed and Project Management Contract (*PMC*) evaluation is going on after which work at field shall be started.

3.11 Drinking Water Bottling Plants

Total 12 numbers of drinking water bottling plants have been implemented so far. Out of them, 5 number of plants have already obtained Bureau of Indian Standards (*BIS*) Certificates and for the rest, the process of *BIS* Certification is going on. The Department has also decided towards commercial production of "**Prandhara**", with cost of one liter bottle fixed at Rs 18.00 and 500 ml bottle at Rs10.00 which is less than the other popular brands. There is huge response among the common people and therefore "**Prandhara**" has a good prospect to earn Government revenue.

3.12 e-Governance under PHE

West Bengal Public Health Engineering Directorate (*WBPHED*) initiated this e-Governance process way back in 2006, with a target to achieve total state wide vertical integration of software application, using

web based technology. The single most important objective of e-Governance initiatives is achieving effective citizen services.

Infrastructure & effective Monitoring & Evaluation Components for implementing e-Governance Programme

A number of Citizen centric Services have been taken by WBPHEd to meet its objective like Call Center & Toll Free IVRS, Help Desk System, Web Portal; Email, SMS.

With more and more services operating over the Internet, demand for protection of data has risen with efficient backup and recovery solutions. This demands a strategic infrastructure to facilitate high availability, efficient management & optimized utilization of resources. To address the need, West Bengal Public Health Engineering Department has set up a state of the art **Tier-2 Data Center** at WBPHEd Head Quarter to cater all server services to its 71 computerised Divisional and Circle Offices across the State over Internet. The WBPHEd Data Center operation combines more than 20 Server Services and 24x7 Systems Management with onsite personnel trained in the areas of Server Administration, Database Administration, System Management and Internet Security which provide Total Informatics Support to the citizens and Departments of the Government with a minimum 99.95% guaranteed uptime.

Web based Application Software for the internal work of the Directorate and Department is hosted at the Data Centre in Kolkata and the same can be accessed from all the Circles, Divisions, Sub-Divisions, PHED Laboratories, NGO Laboratories and Head Quarter.

3.13 Contribution of Private Sector in the area of Development

For any activity of the Government towards infrastructure building and development, there is a major contribution of the private sectors. All these works are executed by the private agencies with their strong work force of Engineers, Technicians, and Skilled & Unskilled Labourers. These strong work force from the private sector is the backbone of the Department, so also a major contributor to the gross development of the State.

3.14 Information Education and Communication (IEC) /Human Resource Development (HRD) Activities.

The mission of the Department to supply safe water to every citizen of Rural Bengal will not be fulfilled until they are made aware of basic social and environmental issues related to drinking water. People must be motivated to drink safe water and practice safe hygiene. For the purpose social mobilization across all district through mass meeting on best practices and linkages of health and sanitation covering 4.00 crore of people is practiced.

Training for PRI members, Village Water and Sanitation Committee (VWSC) members, Accredited Social Health Activist (ASHA) workers, Integrated Child Development Services (ICDS) workers, Self Help group members and School Teachers have been conducted as a component of HRD activities. 2,946 nos. of VWSC has been formed till date out of a target of 3,362 nos. A total of 1,010 nos. of members of VWSCs were trained on Water, sanitation related issues in 11 batches in the districts of Nadia and Uttar Dinajpur.

Apart from these, a total of 834 nos. of Engineers, Plumbers/ Mechanic PRI members and grass root level workers like ASHA Workers, ICDS Workers, Water Facilitators, NGO members, SHG members were trained.

3.15 Trend of Development during last five years

- I. There has been a paradigm shift in rural drinking water supply during the last 5 years. A 'Vision – 2020' document has been prepared to provide safe drinking water supply to each and every household at an estimated cost of Rs 21,125.00 crore @ 70 litres per capita per day (*lpcd*). The Department has already covered 50.3% of the rural population by providing safe drinking water through PWSSs. The total coverage of rural population in WB on implementation of these schemes will rise to 73.34%.
- II. During April 2011 to till date about 807 rural PWSSs and 22,660 nos. of Hand Pump Tube-wells have been commissioned benefitting a total population of 1.66 crore. The number for PWSSs commissioned within April, 2011 to March, 2017 is expected to reach about 825 benefitting a total population of 1.80 crore.
- III. In arsenic affected areas, 91.20% of the total risk population in the affected Block has already been covered and it is expected that 97% of the affected population will be covered by the end of December, 2018. Moreover, the entire arsenic affected area will be covered with safe water supply by the end of 2020 by implementation of Arsenic Mitigation Master Plan and other more projects in Arsenic affected areas.
- IV. About 10,900 source less schools and Anganwadis have been provisioned with safe drinking water till date from May 2011 to May 2016. In the financial year 2016-17, a total numbers of 1,166 of Source-less Schools & Anganwadis have been covered by drinking water facilities.

3.16 Other Major Achievements and Future Programmes

- I. 3 Project Proposals namely a) PWSS for Bankura district (Phase-II) covering 8 blocks, b) Surface water based Piped Water Supply Scheme for Arsenic affected areas of Haroa, Rajarhat & Bhangar II blocks of district North & South 24 Pgs and c) Surface water based Piped Water Supply scheme for saline affected areas of Nandakumar, Chandipur, Nandigram I & II Block of Purba Midnapore district have been sanctioned for funding through Asian Development Bank amounting to Rs 2,232.12 crore. The project will be taken up very shortly.
- II. Bankura piped water supply project under **Backward Region Grant Fund (BRGF)** project at an estimated cost of Rs 1,011.12 crore to benefit a population of 30.15 lakh. The project is going on fast track and about 95% physical progress have been achieved and has been recently partly commissioned, solving long standing crisis of drinking water in the arid district of Bankura.
- III. Draft plan for 28 nos. of surface water based PWSSs in arsenic and fluoride affected areas of West Bengal have been proposed under National Sub-Mission at an estimated cost of Rs20,804.64 crore. The project will be taken up from the upcoming financial year 2017-18.

Public Works

3.17 Introduction

Public Works Department has 2 wings viz., Engineering Wing and Finance Wing. The Engineering Wing has two Directorates viz. P.W. Directorate and P.W.(Roads) Directorate.

The Public Works Department is responsible for construction, upgradation and maintenance of public buildings and road communication network in West Bengal. This Department maintains about 1690.52 km. of National Highways (*NH*) out of 2904.145 km., 3542.88 km. of State Highways (*SH*), 9564.21 km. of Major District Roads (*MDR*) and 2417.57 km. of Rural Roads in addition to numerous major and minor bridges and road over bridges in West Bengal. Also construction and maintenance of schools, colleges, hospitals, fire-stations, courts, police stations, Government quarters, bungalows, circuit-houses, administrative buildings, office buildings, stadiums, swimming pools, auditoriums, airports, helipads, food go downs, pay & use toilets, motels, bus terminus are done by *PWD*.

This Department executes various development activities of the State through different contractors selected through competitive bidding. West Bengal Highway Development Corporation Limited (*WBHDCL*), a Public Limited Company, and the State Government Undertaking Companies viz. Mackintosh Burn Limited, Britannia Engineering Limited and Westinghouse Saxby Farmer Limited also take part in works execution.

PWD has launched a web and mobile based Project Progress Monitoring System named as "*Samiksha*" to monitor progress of the ongoing projects from the Head Quarter.

3.18 Major activities during 2016-17

The State Government has taken up a major programme for up-gradation / construction of roads since 2011-12. In the current year widening of a total length of approx. 495 km. and strengthening of approx.1189 km. have already been completed and about 422 km. widening and 546 km. strengthening are likely to be completed within this financial year. During this year 3 bridges have already been completed and 12 more bridges are likely to be completed.

The expenditure of Public Works Department in 2011-12 was Rs. 1704.19 crore. The same has gone up to Rs. 4385.03 crore in 2015-16. Total expenditure of Public Works Department in last 5 years is Rs. 15049.24 crore. In the current financial year, the Department would spend about Rs. 4044 crore.

During the year 2016-17, the Department has already completed 4 Motels (Pather Sathi), 2 Toilet Blocks and 15 Helipads.

Completed Projects during 2016-17

Some of the major already completed projects during 2016-17 are :

- I. Changrabandha-Mathabhanga-Coochbehar Road; 18.00 kmp. to 93.40 kmp. widening & strengthening from intermediate lane to standard 2 lane highway (Project Cost : Rs. 204.69 crore)

- II. Ramjibanpur-Palita-Palitpur-Natunhat Road (Futisanko to Natunhat), 100.00 kmp. to 125.07 kmp. (SH-6), strengthening (Project Cost : Rs. 68.37 crore).
- III. Ranihati-Harisdadpur-Amta Road, 0.00 kmp. to 16.40 kmp., widening & strengthening (Project Cost : Rs. 40 crore).
- IV. Suri-Ahmedpur Road, 0.0 to 20. km., widening and strengthening (Project Cost : Rs. 38.31 crore)
- V. Bridge over river Kaljani near Balarampur including link road at 22nd kmp. of Dinhata - Balarampur - Chilakhana road (Including balance work) (Project Cost : Rs. 33.99 crore)
- VI. Rasulpur-Khandoghosh-Chakpurohit Road, 0.00 kmp. to 16.00 kmp., widening & strengthening (Project Cost : Rs. 32.26 crore).
- VII. Kotasur-Ramnagar Road, 0.00 kmp. to 17.425 kmp., strengthening (Project Cost : Rs. 31.61 crore).
- VIII. Kotulpur-Arambag Road, 36.00 kmp. to 54.00 kmp., widening & strengthening work (Project Cost : Rs. 30.97 crore).
- IX. Naihati-Jirat Road, 0.00 kmp. to 13.00 kmp., widening & strengthening (Project Cost : Rs. 29.99 crore).
- X. Dhamdhami More to Katiahat Road for a length of 9.40 kmp. (for connecting Ghojadanga land custom at Indo-Bangladesh border), widening & strengthening (Project Cost : Rs. 25.77 crore)
- XI. Habra - Kumra Road, 0.00 kmp. to 10.68 kmp., widening & strengthening (Project Cost : Rs. 24.65 crore).
- XII. Murarai-Mitrapur road, 0.00 kmp. to 13.15 kmp., strengthening (Project Cost : Rs. 24.26 crore)

Major Ongoing Projects during 2016-17

Under the ***Dhanadhanye*** project, a 2000 capacity Open Air Theatre will be completed within this financial year.

Some of the major ongoing Bridge and Rail Over Bridge projects during 2016-17 are -

- I. River Atrayee on Pugliganj-Khaspur Route in the District of Dakshin Dinajpur.
- II. River Damodar at Bokpotaghat on Udaynarayanpur-Bokpotaghat-Ichhanagari Road in the District of Hooghly.
- III. River Ichhamati at Murighata Ferryghat under Bongaon P.S. in the District of North 24-Parganas.
- IV. *ROB* at Alipurduar on Buxa Feeder Road.
- V. Sanction has been obtained for construction of *ROBs* at Bandel and Adisaptagram.
- VI. Construction of Rail Over Bridges (*ROBs*) at Burdwan, Uluberia, Kamarkundu and Naihati.
- VII. Construction of the bridge over River Katakhalī on Hasnabad-Hingalganj Road.

- VIII. Under the Enclave Project, construction of long span high level bridge over river Teesta with approaches near Haldibari connecting HQ at Mekhliganj in the District of Coochbehar at a cost of Rs. 414.99 crore, which will reduce the distance by about 75 km. for the traffic plying from Haldibari-Jalpaiguri to Mekhliganj is in progress.

Some of the major ongoing Road projects during 2016-17 are:

- I. Arambagh - Goghat - Ramjibanpur road (SH - 7), 0.00 to 21.45 km., widening & strengthening. (Project Cost: Rs. 96.67 crore)
- II. Diamond Harbour Road, Taratala to Joka on Eastern Flank from 7.00 kmp. to 14.50 km., strengthening. (Project Cost: Rs. 66.32 crore)
- III. Internal roads in enclaves transferred from Bangladesh in Coochbehar District. (Project Cost: Rs. 54.31 crore)
- IV. Berhampore-Kandi-Sultanpur Road (SH-11), 2.00 kmp. to 19.00 kmp., strengthening. (Project Cost: Rs. 46.85 crore)
- V. Nalhati-Rajgram Road (SH-7), up to 15.00 kmp.(Murarai), strengthening. (Project Cost: Rs. 39.87 crore)
- VI. Bengal to Bengal Road of length 58.00 km. starting from NH-31 at Dhantala to NH-34 at Chownagra (Domohana) via Biprit, Tajpur, Solpara, Rosakhowa, Rudel. Strengthening in the District of Uttar Dinajpur, Phase - 1 : Dhantala to Chownagra (except Solpara to Rosakhowa i.e. 30.50 km. to 44.50 km.) . (Project Cost: Rs. 37.45 crore)
- VII. Cooch Behar-Baneswar-Alipurduar Road (SH-12A); 0.00 kmp. to 19.20 kmp.; widening & strengthening. (Project Cost: Rs. 35.61 crore)
- VIII. Berachampa-Baduria Road for a length of 11.2 km. for connecting Ghoadanga land customs at Indo-Bangladesh border; widening & strengthening. (Project Cost: Rs. 29.82 crore)
- IX. Kuli-Moregram Road, 4 to 10 and 20 to 36.45 km., improvement. (Project Cost: Rs. 24.45 crore)
- X. Kholapota-Baduria-Maslandapur-Habra road, 24.40 km. to 32.00 km., widening & strengthening. (Project Cost: Rs. 21.42 crore)

Some of the major ongoing projects executed by the NH Wing of State PWD are:

- I. Strengthening with paved shoulder / widening and strengthening with paved shoulder of NH-60 at different stretches (Total project Cost: Rs. 486.32 crore)
- II. Strengthening from 770.85 km. to 815.435 km. of NH-31 (Pundibari-Boxirhat portion).(Project Cost: Rs. 398.52 crore)
- III. Strengthening with paved shoulder of Bankura-Purulia section of NH-60A (Project Cost: Rs. 340.34 crore)

- IV. Construction of new road at the missing link portion of NH-81 between Harishchandrapur & Eastern approach of Kalindri Bridge from 46.857 km. to 59.50 km. (Project cost : Rs 291.20 crore)
- V. Bridge over river Fulahar at Nakatti point on NH-131A for connecting Mahanandatola and Belaimari in the district of Malda. (Project Cost: Rs. 289.69 crore)
- VI. Construction of a Bridge over river Hatania Doania at 113.297 km. of NH-117 (Project Cost: Rs. 225.93 crore)
- VII. Widening & strengthening to 2 lane with paved shoulder (0 to 23.20 km. of NH-81)(Project Cost: Rs. 113.07 crore)
- VIII. 4 laning of NH-34 between 16 km. (Airport gate) to 23.20 km. (Duckbungalow more) at Barasat (Project Cost: Rs. 80.09 crore) will be completed soon.
- IX. Construction of ECL Bypass from 295.56 km. to 302.059 km. of NH-60 (Project Cost: Rs. 60.93 crore)
- X. Strengthening and improvement of Nalhati-Rajgram Road 15 to 31 km. in the district of Birbhum under Inter- State Connectivity Scheme at a cost of Rs. 56.52 crore.

The expenditure of the *NH Wing of Public Works Department* in 2011-12 was Rs. 310.50 crore. The same has gone up to Rs. 904.06 crore in 2015-16. Total expenditure of NH Wing of Public Works Department in last 5 years is Rs. 2025.67 crore. In the current financial year, NH Wing has already spent about Rs. 676.14 crore upto November, 2016.

NH Wing of PWD has undertaken the works of rehabilitation & upgradation to 2/4 lane with paved shoulder configuration & strengthening of *Asian Highway 2* connecting Nepal Border (Kakarbhita) to Bangladesh Border (Banglabandha) with a length of 37.27 km. at a cost of Rs. 708.72 crore and *Asian Highway 48* connecting Bhutan Border (Pasakha) to Bangladesh Border (Changrabandha) covering a length of 90.57 km. with a cost of Rs. 971.40 crore are in progress in full swing and a substantial progress would be achieved in this year.

Almost all National Highways run through West Bengal would be 4 lane / 2 lane with paved shoulder within next 3 years.

3.19 West Bengal State Highway Development Corporation (WBSHDC)

WBSHDC has undertaken widening and strengthening of the following 6 number of important highways as mentioned below at a total estimated cost of Rs. 1209.58 crore.

- I. Widening & strengthening from Chandernagore to Kalyani More via Mogra More including 6 lane *ROB* at Mogra at a cost of Rs. 320.00 crore is under implementation during 2016-17.
- II. Widening & strengthening to 4 laning of Dankuni to Chandernagore section of SH-13 at a cost of Rs. 318.00 crore is under implementation during 2016-17.

- III. Widening & strengthening to 2 lane / 2 lane with paved shoulder configuration of Ghatakpur – Malancha – Sarberia Section of Kolkata – Basanti Road at a cost of Rs. 190.00 crore will reach a near completion stage.
- IV. Widening & strengthening to 2 Lane / 2 Lane with Paved shoulder configuration of Chanditala–Seakhala–Champadanga at a cost of Rs. 155.34 crore will reach a near completion stage during 2016-17.
- V. Widening & strengthening to 2 lane / 2 lane with Paved shoulder configuration of Saptagram–Tribeni-Kalna–Katwa Road at a cost of Rs. 151.50 crore has been completed during 2016-17.
- VI. Widening & strengthening to 2 lane with paved shoulder of ODR Road from Barjora to Mejia at a cost of Rs. 74.74 crore has been completed during 2016-17.

Following major projects would be taken up in near future whose preliminary works are in progress.

North-South Corridor covering 230 km. on SH-4 and SH-7 at an investment of over Rs. 5500 crore under ADB Assistance. The main features of this corridor are as follows :

- I. It will connect NH 6, NH 2, NH 60 and NH 34.
- II. This corridor will reduce the travel distance of Moregram – Haldia Port by about 60 km. and travel time of about 3 hours in comparison to the journey by NH 34.
- III. Kharagpur and South-West part of the country will get shorter connectivity to North-East by about 57 km. in comparison to journey via NH 60.
- IV. Faster connectivity to Haldia and Paradeep from Bihar, Jharkhand, North Eastern States, Nepal and Bhutan.
- V. Easy transportation of major agricultural products from Ghatal, Arambagh, Burdwan etc.
 - a. It is proposed to make all National Highways entrusted to *PWD* free from level crossings by construction of Road Over Bridges (*ROB*). 19 *ROBs* have already been sanctioned costing Rs. 2288.45 crore. Out of these *ROBs*, 2 are on NH 2B at Talit and Vedia, 4 are on NH 31 at Sevok, Oodlabari, Lataguri, Maynaguri, 5 are on NH – 35 at Barasat, Kajipara, Ashoknagar, Habra Gate no 1 & 2, Bongaon, 8 are on NH – 60 at Bishnupur, Mejia, Topsis, Pandabeswar, Bhimgarh, Suri, Kubai and Kadamdiha. For Mejia *ROB* work has already been awarded at a project cost of Rs 27.742 crore.
 - b. Rehabilitation and upgradation to 2 lane with paved shoulder configuration of Nandakumar - Contai – Chandeshwar road from 0 to 25.50 km. and from 41.00 to 64.70 km. of NH 116B (Project cost: 396.86 crore)
 - c. Upgradation of NH 31 from 718.00 to 742.50 km. to 2 lane with paved shoulder configuration Birpara-Falakata on NH 31 (Project cost : Rs 117.73 crore)

- d. Widening and strengthening of existing carriageway for four laning of NH 34 for the stretch from 25.700 to 31.00 km. (Project cost : Rs. 58.25 crore).

3.20 Major Activities during last 5 years

- I. 5661 km. of road have been widened & strengthened.
- II. 4130 km. of different category of road strengthened and improved.
- III. 57 bridges and 8 Road Over Bridges (Barrackpore, Baruipur, Dankuni, Durgapur, Bagnan, Miapur, IIT Kharapur and Jhargram) have been constructed.
- IV. 1.9 km. length elevated corridor (Flyover) on VIP Road from Kestopur to Joramandir has been constructed at a cost of Rs. 313.65 crore to reduce congestion for Airport-bound traffic on VIP Road.
- V. Widening including beautification and construction of Service road of V.I.P Road from Kolkata City to Kolkata Airport has been done at a cost of Rs. 64.61 crore.
- VI. The longest road bridge in West Bengal (1.47 km.) over river Subarnarekha at Bhansraghat in the District of Paschim Medinipur has been completed at a cost of Rs. 170 crore.
- VII. Bridge over river Mundeswari at Digrighat on Pursurah-Radhanagar Road in the District of Hooghly has been completed.
- VIII. Dunlop Right Turn Flyover has been constructed at a cost of Rs. 35.00 crore to reduce traffic congestion at Dunlop.
- IX. Improvement of riding quality of road from 0.00 kmp. (Panagarh) to 48.00 kmp. (Dubrajpur) of Panagarh-Moregram Road in the District of Birbhum at a cost of Rs. 135.20 crore.
- X. Widening and strengthening of existing road from Taratala More to Joka Tram Depot from 0.00 to 7.16 km. on NH - 117 via James Long Sarani in the District of South 24 Parganas at a cost of Rs. 36.56 crore.
- XI. Improvement of Riding quality of Kolkata-Basanti road from 0.00 to 29.00 kmp. & widening & strengthening from 60.00 kmp. to 86.00 kmp. (Excepting 16.00 kmp. to 19.00 km. and 64.00 to 67.00 kmp.) at a cost of Rs. 49.73 crore.
- XII. Construction of alternate route to existing Siliguri- Jalpaiguri Road (NH 31D) from 0.00 to 46.50 km. at a cost of Rs. 118.29 crore.
- XIII. Strengthening of Barakar-Purulia Road (SH-5) from 0.00 km. to 32.00 kmp. and from 33.50 to 74.00 kmp. at a cost of Rs. 45.82 crore.
- XIV. Widening and strengthening of Bishnupur –Kotulpur- Jayrambati -Kamarpukur road from 0.00 to 36.00 km. in the Districts of Bankura and Hooghly at a cost of Rs. 55.40 crore.
- XV. Widening and strengthening of Bankura -Saltora Road from 0.00 to 44.96 km. at a cost of Rs. 85.92 crore.

- XVI. Widening & strengthening of Purulia- Ranchi Road (SH - 4A) from 17.50 km. to 25.00 kmp. & from 27.00 to 56.80 km. in the District of Purulia at a cost of Rs. 29.91 crore.
- XVII. Widening from Intermediate Lane to standard 2 lane Highway including strengthening of Maynaguri - Changrabandha road from 1.50 to 18.50 km. at a cost of Rs. 28.61 crore.
- XVIII. Strengthening of G.T.Road from Howrah up to Memari at a cost of Rs. 79.06 crore
- XIX. Widening & strengthening of Ranaghat-Krishnagar Road from (SH-11) 0.00 kmp. to 25.162 km. at a cost of Rs. 41.28 crore.
- XX. Widening & strengthening Panskura -Durgachak Road from 29.90 to 62.10 km. in the District of Purba Midnapore at a cost of Rs. 46.29 crore.
- XXI. Widening and strengthening of Debra-Sabong Road from 0.00 to 26.80 km. in the District of Paschim Midnapore at a Rs. 94.20 crore.
- XXII. Strengthening of Contai- Belda Road from 35.00 to 5.00 kmp. in the District of Purba Medinipur at a cost of Rs. 20.92 crore
- XXIII. West Bengal Highway Development Corporation Limited (*WBHDCL*), a Public Limited Company, has been formed. The Corporation has completed 2 lanning work with paved shoulder between Adisaptagram to Guptipara.
- XXIV. State Government has completed 49 road side facilities like *Pather Sathi* and 204 pay & use toilets for the convenience of road users.
- XXV. 17 Helipads have been constructed in different Districts.
- XXVI. In a major policy shift to bring in transparency and fairness, e-procurement and e-tendering have been made compulsory for all tenders above Rs. 5 lakh in value and any purchase above that amount. The time taken for completion of tendering procedure as per *PWD* Code has been reduced from 45 days to 21 days along with the introduction of e-tendering procedure.
- XXVII. Permanent enlistment of Contractors has been done away with to promote competition in bids and transparency in Procurement.

3.21 National Highways

- I. 93 km. road length of NH-60 (Kharagpur to Moregram) has been widened & strengthened.
- II. 24.54 km. of road length of NH-2B (Burdwan to Bolpur) has been widened and strengthened.
- III. 37.00 km. length of NH – 31C is strengthened.
- IV. 25.94 km. length of NH – 31 from 743.00 to 768.945 kmp. (Falakata – Pundibari) including realignment of Falakata – Pundibari road in the District of Jalpaiguri is widened and strengthened.
- V. Improvement work from Siliguri to Dhupguri section of NH-31D from 86.85 to 137.7 km. and from 674.175 km. to 692.10 km. of NH-31 has been completed.

Transport

3.22 Introduction

Transport Department is mainly responsible for the provision of transport facilities and infrastructure on road, inland water and air – within the domain of State Government. It also provides administrative and legal framework for the same. Initially, the department looking after transport in general was the Home (Transport) Department under the Home Department. Thereafter, a full fledged Transport Department was created in the early eighties.

3.23 Major Activities in a Glimpse

- I. Functioning of Regional Transport Offices (*RTO*) with more efficient and transparent mode by introduction of e-vahan, e-sarathi and smart cards etc.
- II. Improving public transport services in the State by increasing operational efficiency of State Transport Undertakings and encouraging private sector participation in development of transport infrastructure.
- III. Development of Water Transport Facilities.
- IV. Development of Air Transport Facilities in the State by promoting regional connectivity through helicopter service.
- V. Development of transport infrastructure by constructing bus terminals, truck terminals, freight terminals, construction of jetties and introduction of modern water transport services i.e. vessels, RO-ROs etc.
- VI. In road transport sector, modern urban buses including AC Fleet etc. have been introduced.
- VII. Reducing road accidents by promoting *Safe Drive Save Life* campaign and coordinating with all departments in this respect.
- VIII. Giving lateral assistance to important transport projects of Railway including Metro Railways.

3.24 Organizational Restructuring

Integration of State Transport Undertakings (STUs): Common Board of Management for Kolkata based *STUs* (*CSTC, CTC and WBSTC*) has been created with same MD, Joint MD and Deputy MDs. These *STUs* now share a common logo and brand name of proposed West Bengal Transport Corporation (*WBTC*). They have also started sharing depots and termini for efficient State transportation services.

Transport Directorate :Transport Directorate has been opened and made functional for integrated management of transport services throughout the State.

State Transport Undertakings : With technical assistance by the World Bank, the *STUs* are going smarter with Electronic Vending Machines, etc. More electronic dissemination is likely to be effected in a short time-frame with the introduction of *SMART CARD*, *Mobile APP* and Passenger Information Board.

Activities of STUs : 255 new buses have been rolled out within the State by the STUs out of financial assistance given during the year 2016.

e-Governance

e-Vahan : e-vahan has been introduced for e-registration of vehicles, online payment of taxes and providing other electronic services. It had been initiated as a pilot project at PVD Kasba, Now, the project is expected to expand in the entire State shortly.

e-Sarathi : e-Sarathi is another web based applications which enables provisions for making web based payments by issuing system generated e-receipts.

3.25 Road Transport Sector

Infrastructure

Funds have been sanctioned in 2016-17 for :

- I. Development of depots at Howrah, Haridevpur, Belgharia, Thakurpukur, Paikpara, Garia by CSTC, Bus terminus at Coochbehar, Ambazar at Malda by NBSTC and bus depot at Digha (Phase-I), Suri, Falta, Haldia by SBSTC.
- II. Construction or improvement of Bus Terminus at Naihati,Panskura (phase-III), Contai - Mecheda Bye Pass, Nimtouri, Tamluk (under District Purba Medinipur); Khatra (under District Bankura); Asansol in Bardhaman; Jagdishpur, Kona More, Kalitala and Salap more in Howrah; Jadavpur, Hetia (under Bankura), Bishnupur, Kaligram,Chanchal.
- III. Truck Terminal at Bahadurpur in Nadia District.
- IV. Renewal of Tram Track at Ballygunge Tram terminus, Jamir Lane, Rashbehari Avenue, Hastings, R.G.Kar Road, Belgachia etc.,

Road Transport Services : Total registered transport vehicles as on 31.03.2016 in West Bengal are as follows:

Goods Vehicles	Trailer and Tractors	Buses	Taxi and contract Carriages	Auto Rickshaw
407229	120179	44771	127038	76934

Total 879 number of new stage carriage permits for buses have been issued in West Bengal in 2016-17 (upto September, 2016).

3.26 Road Safety

‘Safe Drive Save Life’ programme has been introduced for greater road safety and unprecedented quantum of fund has been allotted for traffic equipment, road furniture, road engineering and CCTV cameras to monitor traffic situation on congested locations.

Road Safety Workshop for Taxi and other commercial vehicle drivers and auto rickshaws and awareness of Traffic Safety among general public organized by Kolkata Traffic Police have been arranged.

Funds have been sanctioned in 2016-17 for-

- I. Installation of *CCTV* System Project at 19 different locations under Howrah Police Commissionerate, 200 *CCTV* cameras at 73 locations across the Kolkata city under ISS project.
- II. Arrangement of different traffic equipment and installation of *CCTV* cameras for management of traffic under Howrah (Rural), Kolkata, Bidhannagar, Barrackpore Police jurisdiction, South 24-Parganas, Nadia, Murshidabad, Jalpaiguri, Uttar Dinajpur, Coochbehar, Alipurduar, Dakshin Dinajpur, Malda and Darjeeling District Police.
- III. Purchase of different traffic equipment under Paschim Medinipur, Burdwan, Purulia, Bankura, Birbhum and Jhargram Police Jurisdiction.
- IV. Installation of Automatic Number Plate Recognition Camera System at Howrah Bridge approach, Phansitala More, Kona More, 27A Crossing under Golabari PS & Bally Khal under Howrah Police Commissionerate.
- V. Maintenance of Guard rail on different Roads in Kolkata. Renovation with widening and strengthening including Mastic of different City Roads at various locations of KMC for Traffic Safety.

3.27 Water Transport Sector

Infrastructure : Priority has been given for development of Inland Water Transport (*IWT*) sector through construction and renovation of jetties and vessels.

Funds have been sanctioned for-

- I. Construction of Gangway Pontoon type jetty at Achipur, Boga side and Rasulpur side on the Rasulpur river in Khejuri-II and Deshpran Panchayat Samity, Purba Medinipur, 6 no. jetties at Basanti Kheyaghat, Boro Mollakhali Kheyaghat, Gosaba BDO Ghat, 14 no. Kamarhat Ghat, Dakshintala boatghat and 9 no. Khyeyaghat in South 24 Parganas and 8 no. temporary jetties at Purba Medinipur.
- II. Construction of new Ganga way Pontoon with passenger shed & ticket counter of the Jetty at Budge Budge, South 24 Parganas.
- III. Repair and maintenance of the Jetty at Shovabazar Ghat, Armanian Ghat Jetty, Bagbazar Ghat Jetty in Kolkata and Nrisinghapur Jetty in Nadia.
- IV. Building of 12 number Steel and 12 number of Wooden Vessels for plying along the Waterways of West Bengal.
- V. Installation of tide anchor Mooring Gears for Cossipur, Garulia and Bhadreswar Jetty by *WBTIDC*.

Water Transport Services

Area of Operation of WBSTC	River Hooghly (Kolkata & Suburb), Muriganga (Sagar), Hatania-Doania (Namkhaka), Katakhal (Hasnabad), Sahebkhali (Nebukhali – Dulduli)				
	Millennium Park	Kachuberia	Namkhana	Hasnabad	Nebukhali
Fleet Strength(Vessel)	15	05	02	01	Leased operation

Water Transport Safety Issues : To increase water transport safety measures at the jetties, it has been decided to deploy Motor Vehicle Inspectors there. Moreover, funds have been sanctioned in 2016-17 for -

- I. Up-gradation of safety measures at Katwa (Bhagirathi) and Kalna ferryghat in Burdwan.
- II. Funds @ Rs.10 lakh per jetty have been sanctioned for maintenance of SOP in 50 jetties in the first phase.

The Shalimar Works (1980) Limited : A newly inducted State sector enterprise to transport department received orders for 15 vessels from Indian Navy with estimated cost of Rs.250 crore. Out of total 15 number of vessels, 8 number of vessels have been successfully built and delivered to Indian Navy as of now.

3.28 Civil Aviation Sector

Revival of different Airports : Presently the airport at Behala is used for helicopter services to other parts of West Bengal. In 2016-17, fund has been sanctioned for construction of permanent diversion of the river "Mora Torsa" for expansion of runway in Coochbehar Airport.

Construction of Permanent Helipads : Permanent Helipads at 17 places viz. Malda, Balurghat, Coochbehar, Haldia, Shantiniketan, Joygaon, Chalsa, Berhampore, Jhargram, Digha, Domurjala, Arambagh, Bankura, Bashirhat, Chinsura, Krishnanagar have already been constructed for smooth helicopter services in West Bengal. Helipads at 8 more different places are under construction at different phases which are expected to be completed within financial year 2016-17.

Helicopter Services : The State Government in Transport department has been providing helicopter services to various locations within the State, viz. Digha, Gangasagar, Malda, Balurghat from Kolkata with a new AC helicopter.

Hoogly River Bridge Commissioners (HRBC)

A statutory body under Transport Department has now been engaged for execution of various development projects of Transport Department as well as other Department of the Government of West Bengal.

Some of the major projects executed by HRBC during 2016-17 are as follows-

- I. Two Right Turn Flyovers at Kolkata Central Bus Terminus at Santragachi under Transport Department.

- II. Tram Track concretization work at Hastings, Sealdah Flyover, R.G.Kar Road under Transport Department.
- III. Chemaguri Bridge at Sagar, Pratima Bridge at Patharpratima, Kalnagini Bridge at Kakdwip, Moni Bridge at Nalgora, Joynagar and Pathar Pratima Blocks under Sundarban Affairs Department.
- IV. Potato Cold Storage at Begpur, Burdwan under Co-Operation Department.
- V. Export Mart at Fulia, Nadia under Nadia District Authority.
- VI. Construction of 18 new Industrial Training Institute in various places in West Bengal under Department of Technical Education and Training.

3.29 Social Sector

Gatidhara, a self employment scheme in Transport Sector, is expected to provide opportunities of self-employment to 7500 number of unemployed youths in the State of West Bengal during 2016-17.

3.30 Resource Mobilization

Total motor vehicle revenue collected by the Public Vehicle Department (PVD), Kolkata and other regional transport offices for the last two financial years were as follows:

Financial Year	Total motor vehicle revenue collected (Rs. in crore)
2015-16	1715.67
2016-17 (Upto November, 2016)	1217.15

3.31 Registration of motor vehicles

Total number of motor vehicle registration done by the PVD, Kolkata and other Regional Transport Offices in West Bengal for the last two financial years were as follows:

Financial Year	Total number of motor vehicle registered
2015-16	7,09,934
2016-17 (Upto December, 2016)	5,54,375.

Housing

3.32 Introduction

Shelter is a basic human need next only to food and clothing. The people of West Bengal have been worst hit by the acute housing scarcity for different reasons. The Department of Housing undertakes various activities mainly relating to the framing and implementation of various Social Housing Schemes through the Housing Directorate, and West Bengal Housing Board. Besides there are two other Directorates under the administrative control of the Housing Department viz. the Estate Directorate, and the Brick Production Directorate.

Housing Department is implementing a flagship programme "*Geetanjali*" out of its State Plan to provide shelter to the people belonging to the Economically Weaker Sections of the society. Till 2015-16, Department has constructed 1,94,811 houses. In 2016-17, further 80000 houses will be constructed. In short term perspective/Action Plan (From 2017-18 to 2019-20 for three years), target is to construct 2,40,000 houses for the people belonging Economically Weaker Section of the Society under "*Geetanjali*" Scheme.

Government is concerned to provide accommodation on rental basis to the working women who are less paid and single as well. So, Housing Department is constructing hostels for working women throughout the State taking into consideration the demand of such accommodation.

Housing Department is constructing Night Shelters for the benefit of patient parties within the campus of different Govt. Hospitals in Kolkata, Districts and Sub-divisions.

Context in which Department is functioning: In the current financial year Housing Deptt. took the target of constructing 80,000 houses for the people of Economically Weaker Sections(EWS). Up to 30th November, 2016 fund has been released for the construction of 64,184 houses and nearly 5,461cases are already processed and waiting to release the fund and more 13,622 such cases expected to be released within this financial year.

Table No. 3.1
Budget provision, Physical & Financial achievement in EWS Housing Scheme

Financial Year	Target & Budget Provision		Achievement	
	Physical	Financial (in crore)	Physical	Financial (in crorer)
2011-12	51753	525.00	11289	126.98
2012-13	53000	529.18	50241	396.91
2013-14	55000	583.00	34476	528.86
2014-15	42000	600.00	42532	596.00
2015-16	65000	600.00	65394	604.97
2016-17(Upto 30.11.2016)	80000	620.00	64184	464.99

Source : Department of Housing

The Housing Directorate has constructed HIG, MIG, LIG Housing Estates to support common people to get a shelter on rental basis, accommodation of working women and accommodation to Government employees who are transferred from different places. The Directorate also took the initiative to construct Night Shelters for the patient parties who comes from distant places for treatment in Govt. Hospitals. An Administrative Building for this Department "*ABASAN BHAWAN*" is being constructed at New Town, Rajarhat. The Housing Directorate at present maintains more than 34,000 rental flats of various categories constructed throughout West Bengal apart from the newly constructed Housing Estates. Works for replacement and renovation of these flats are being taken up in a phased manner.

Apart from yearly normal maintenance through Non Plan Head of Account, all Replacement and renovation works are attended through R&R under Plan Head. The thorough repairing & renovation works for all RHEs have taken up. The works for 30 such RHEs within Kolkata have been completed. The detailed expenditure in this head for last five years are :

Detailed Expenditure (Rs. in Crore)	2011-12	2012-13	2013-14	2014-15	2015-2016	2016-17(upto 30/11/2016)
	12.00	9.11	25.85	31.17	26.98	13.02

The Directorate has also taken the initiative to construct Night Shelters for the patient parties who come from distant places for treatment in Government Hospitals. 4 such night shelters are fully completed at Nilratan Sarkar Medical College & Hospital, Kolkata, Diamond Harbour District Hospital, Baruipur Sub-division Hospital, South 24 Pgs. and Medical College & Hospital, Kolkata.

A number of Housing projects have been taken up by the Directorate and few are in almost at the stage of completion.

Many Govt. organization and undertakings are entrusting the Directorate to take up their construction work and maintain the existing one. WBHIDCO, Haldia Development Authority etc., are few of them.

Health Department has entrusted the Directorate to construct 7 no. of Super Speciality Hospitals in Kolkata and in different Districts and all are in almost at the stage of completion.

The Housing Department has also entrusted the Directorate to Construct "*PATHASATHI*" in each 50 k.m. of National High ways, State High ways and other important roads for the benefit of travelers specially for the women who prefer to travel by road. Construction of 69 nos. (18 by Housing Department, 12 by PWD with Financial support of this Department and rest 39 by PWD by using their budgetary allocation) such Pathasathis are about to be completed. Effort has been taken to arrange for supplying water from Corporation and Municipality in different Housing Estates by replacing the existing system of supplying water from Deep tube well.

Expenditure statement of works under plan & non-plan head :

Expenditure under Plan Head of Account upto November, 2016 in this Financial year.	Rs.54.07 Crore
Expenditure under Non-Plan Head of Account upto November, 2016 in this Financial year.	Rs.18.78 Crore

This Department has already accorded Revised Administrative Approval of Rs.2942.60 lakh upto 30th November, 2016 towards construction of 11 Motels by the side of National Highways in West Bengal. Department has released an amount of Rs.1355.58 lakh upto 30th November'16 during the financial year 2016-17.

The Department has been entrusted with the Project " Akanksha". In this Project 50000 ownership flats will be constructed throughout the State of West Bengal for its employees at 'no profit no loss' basis and without claiming the land cost. First Project has been launched at Action Area – ID, New Town.

Department registers "Apartment Owners' Association" under West Bengal Apartment Ownership Act, 1972. Department also registers "Promoters" and grant project wise permission under West Bengal Building (Regulation of Promotion of Construction and transfer by Promoters) Act,1972.

3.33 Executing Agencies

Housing Directorate: The Directorate has constructed HIG, MIG, LIG Housing Estates to support common people to get a shelter on rental basis, accommodation of working women and accommodation to Government employees who are transferred from different places. The Housing Directorate at present maintains more than 34,000 rental flats of various categories constructed throughout West Bengal apart from the newly constructed Housing Estates.

Brick Production Directorate: Directorate of Brick Production under the Administrative control of Housing Department has been promoting the production of bricks through Manual and Mechanized process in different districts of West Bengal for last 52 years. At present one production unit at Palta, in the name and style of Palta Mechanised Brick Factory is running within its own employees of this Directorate. This is only one unique factory of India, where bricks are produced from the silt from pre-settling tank of Indira Gandhi Water Treatment Plant (Formerly, Palta Water Works). The quality of Bricks in respect to hardness and crushing strength becomes high than the local bricks which are produced from manual brick fields. Collection of revenue for last five years:

Collection of Revenue (Rs. in lakh)	2011- 12	2012- 13	2013- 14	2014- 15	2015- 2016	2016-17(upto November,16)
	185.67	248.93	162.11	163.48	149.20	96.29

Estate Directorate

The main function of the Estate Directorate is to allot flats under HIG/MIG/LIG/IHE/SCP scheme amongst the members of general public according to the computer generated seniority list against each Housing Estate and to collect rent from the tenants.

The Estate Directorate is maintaining allotment and collection of rent of 89 PRHEs containing 20285 flats in West Bengal under the categories mentioned above.

This Directorate has also to conduct eviction programmes to restore the vacant possessions of those flats from the unauthorized occupants with the help of Police force.

Revenue earned during the financial year 2011-12 to 2016-17 (upto 14/12/2016)

Revenue earned (Rs. in lakh)	2011-12	2012-13	2013-14	2014-15	2015-2016	2016-17
	415.76	396.88	402.39	337.10	204.52	105.32

West Bengal Housing Board

West Bengal Housing Board, an autonomous body under the administrative control of this Department has been constructing flats for more than four decades for different categories of people of the State to meet the increasing demand of housing requirements. Highlight of the achievements in respect of targets (both Physical & Financial).

The Housing Board completed construction of the Housing projects during the year 2011-12 to 2016-2017 (upto November, 2016):-Total-2683; [LIG-764,MIG-890,HIG-1029].

The Board has planned for constructing 4 no. of Housing Projects comprising of 812 dwelling units as appended (during 2016-17)

Sl. No.	Name of the project / location	No. of Dwelling Units			
		LIG	MIG	HIG	Total
1.	Sunray	-	-	632	632
2.	Manicktala	-	-	36	36
3.	Kalyani	-	64	-	64
4.	Krishnanagar	-	80	-	80
	Total	-	144	668	812

3.34 Construction of Houses for the People of Economically Weaker Section

Department has been providing dwelling units belonging to EWS category whose monthly income is Rs. 6000/- or below under "*Gitanjali Housing Scheme*".

Till 2015-16 department has constructed 1,94,811 houses under the said scheme. In 2016-17, construction of further 80000 houses are going on.

In the current financial year Housing Deptt. took the target of constructing 80,000 houses for the people of Economically Weaker Sections. Up to 30th November, 2016 fund has been released for the construction of 64,184 houses and nearly 5,461 already process and waiting to release the fund and more 13,622 such cases expected to be released within this financial year.

3.35 e- Governance

Housing Department has been introducing to implement e-Governance step by step since 2011 to keep abreast of the times. A web-site portal, www.wbhousing.gov.in has been launched by this Department.

From this portal any one can know the activities of this Department. Status of R.H.E. and some basic information like :

- I. The rent of P.R.H.E is collected through this portal.
- II. Applications for "Akanksha" Housing Scheme have been received on line through this portal.
- III. Fund for any scheme is released through IFMS.
- IV. Any bill for payment of salary or other than salary is submitted PAO through HRMS and realized amount is transferred to their Bank Account through RTGS/NEFT.
- V. Leave and service matter of employees is going to maintain through HRMS.
- VI. All important orders related to public or other Department is uploaded in the Housing Department's portal as well as sent to concerned offices or incumbent through e-mail.
- VII. Housing Department is going to develop software through which any applicant can submit his / her application through on-line for R.H.E or P.R.H.E along with the scope of on line allotment also by the Department.
- VIII. Computerized seniority for R.H.E. or P.R.H.E. is maintained and uploaded in the web-site of this Department for the public.

3.36 Different Activities / Schemes with context, physical & financial progress effect to all classes of people of the society

Projects which have already been completed /almost completed

- I. RHS (Rental Housing Scheme) / RHE (Rental Housing Estate) ,"Rental Housing Estate" is being constructed for providing staff Quarters in different areas of Kolkata and Districts for the State Government Employees.
- II. Construction of 24 flats under Rental Housing Scheme at Contai in the District of Purba Medinipur. Construction in the existing vacant land within the existing RHE, Phase-II of Flats in four storied building under RHS at Ghatal in the district of Paschim Medinipur, Phase-1. Construction of RHE at Bachurdoba, Jhargram. Paschim Medinipur. Original Construction of flats 4 storied A1 type buildings consisting 8 flats and B1 type Buildings consisting 16 flats at Mouza Madhabpur under Diamond Harbour Municipality. (Civil Part). Construction of 60 RHE flats in 3-storied building under RHE Khatra in the district of Bankura. Construction of 48 RHE flats in 3-Storied building under RHE Bishnupur in the District of Bankura. Construction of 30 RHE flats in 3-storied buildings under RHE City Centre, Durgapur (5 A-type building). Construction of 48 RHE flats at Raghunathpur in the District of Purulia. Construction of 208 of RHE flats in 13 Block buildings (C1-80, D1-124) under RHS at Sampa Mirza Nagar (Ph-III), South 24 Parganas. Construction of 152 (A1=3 Blocks 24 flats, B1=5 Blocks 80 flats, C1=3 Blocks 48 flats) of RHE flats at Gumarmath (Ph-II), Budge Budge, 24 Pgs.(S) (Civil Works). Vertical Extension of RCC work at Baburam Ghosh Road.

- III. Pathasathis: Department has been Constructing 18 no. "*Pathasathis*" in different places on the National High Way/ State High Way in West Bengal to provide shelter to the Tourist and Travellers and have plan to provide more "*Pathasathis*" in future.
- IV. Construction of Motel for Tourist Party at Jhargram , Construction of Motel for Tourist Party at Kharagpur , Construction of Motel for Tourist Party at Kashba, Narayangarh , Paschim Medinipur , Construction of Motel for Tourist Party at Debra , Paschim Medinipur , Construction of Motel for Tourist Party at Bishnubati, Block Tarakeswar, Hooghly , Construction of Motel for Tourist Party at Methapukur, Hooghly, Motel at Mecheda, Construction of Motel for Tourist Parties at Petrapole, 24 Pgs. (N) , Construction of Motel for Tourist Party at Gaighata, 24 Pgs. (N) , Construction of Motel (Civil works structural) for Tourist Party at Old Malda P.S. Malda, Construction of Motel (Civil works structural) for Tourist Parties at Farakka, Murshidabad , Construction of Motel (Civil works structural) for Tourist Parties at Bolpur, Birbhum , Construction of Motel at Patiram, Construction of Motel at Tapan, Construction of Motel at Hilli. Construction of Motel at Pankhabari, Construction of Motel at Fulbari.
- V. 51 no. of *Pathasathi* constructed by PWD's with the help of Housing Department's fund and their own budgetary fund (12 by PWD with Financial support of this Department and rest 39 by PWD by using their own budgetary allocation).
- VI. Night Shelter: Department has been constructing "Night Shelters" for the benefit of Patient Parties within the campus of different Govt. Hospitals in Kolkata, Districts and Sub-Divisions. Two such Night Shelters are running now and another two will be ready for operation in near future.
- VII. Construction of Night Shelter at Medical College & Hospital, Kolkata, construction of Night Shelter at Baruipur Sub-Division Hospital. Construction of Night Shelter for patient parties at N. R. S. Medical College Compound. Supply and fitting & fixing of furniture at Night Shelter for Patient Parties at N. R. S. Medical College compound. Construction of Night Shelter at Diamond Harbour District Hospital, South 24 Parganas.
- VIII. Working Womens Hostel: Department provides accommodation on rental basis to the working women as "Working Women Hostel", who are less paid and single as well. Presently Department maintains such 496 units in different places in West Bengal. Department is constructing 465 more such units for the benefit of such type working women in West Bengal.
- IX. Construction of Working Womens Hostel, Malbazar, Jalpaiguri & Construction of 4-storied Working Women's Hostel with 76 single occupancy unit at Ibrahimpur Road, Jadavpur are going on.

3.37 Trend of development during last five years and forecast estimates in some areas :

Table No.3.2

Budget provision and Expenditure of the Department during the financial years for last five years

Financial year	Budget Provision (in crore)	Financial achievement (in crore)
2011-2012	600.00	145.86
2012-2013	600.18	417.92
2013-2014	(*)612.00	582.24
2014-2015	700.57	662.48
2015-2016	(*)706.71	696.49
2016-2017(upto 30.11.2016)	(*)750.00	527.50

(*) Excluding RIDF. No fund was allotted to this Deptt. in RIDF.

Source : Department of Housing

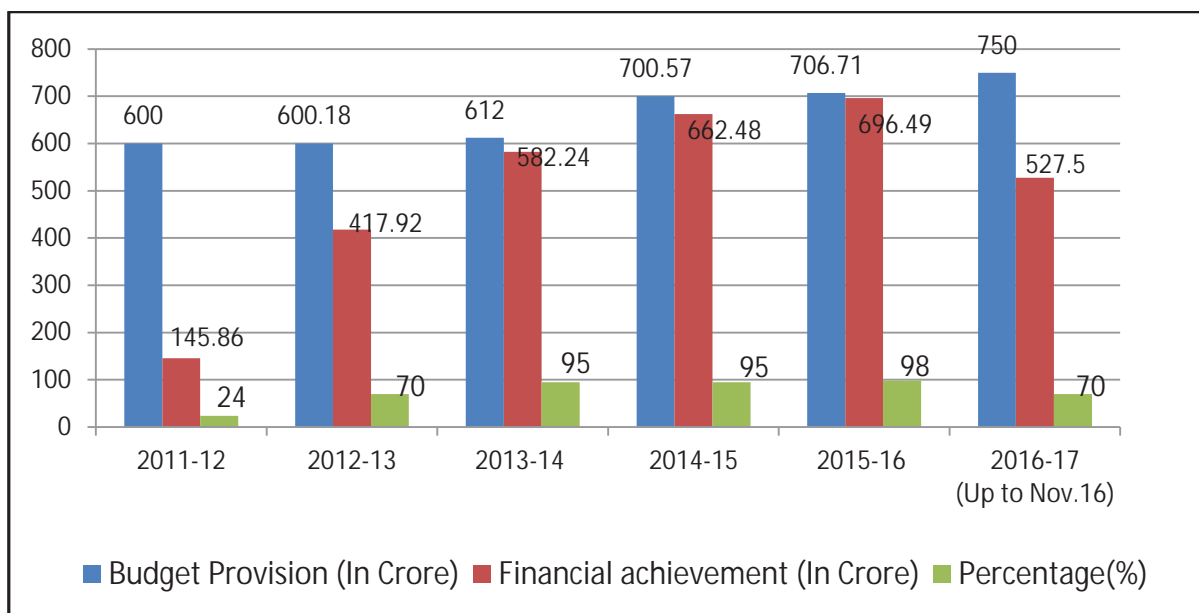
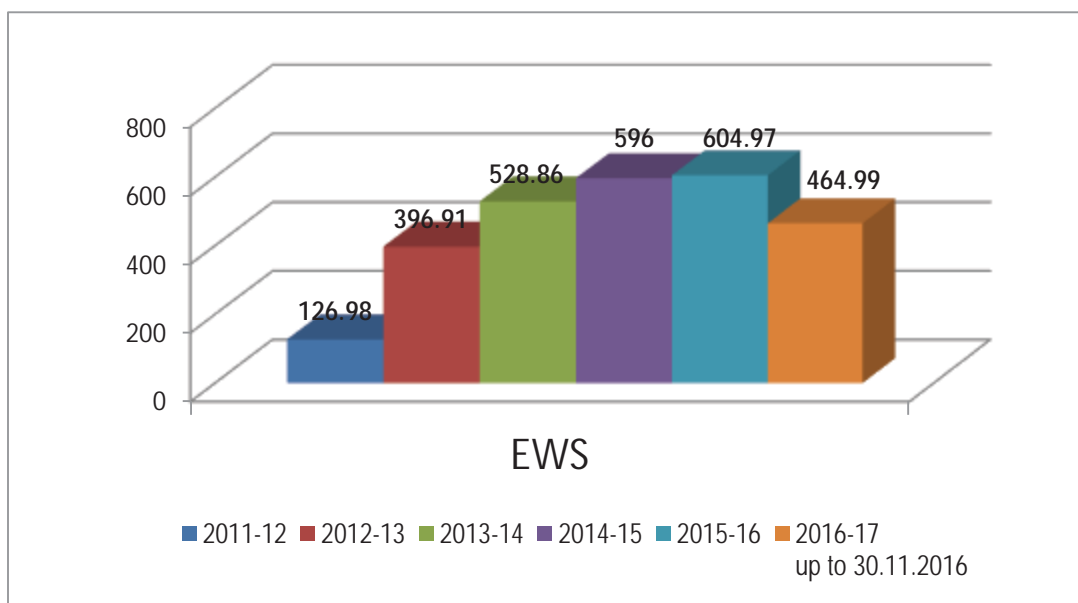


Table No.3.3
Trend of Development during last five years & forecast estimate in some areas
(Rs. in crore)

Name of Scheme	2011-12	2012-13	2013-14	2014-15	2015-16	2016-17 up to 30.11.2016
EWS	126.98	396.91	528.86	596	604.97	464.99
NEW RHE	3.95	3.56	7.73	7.84	19	20.84
NIGHT SHELTER	0.83	0.27	0.9	1.88	4	2.26
PATHASATHIS	0	0	5	11.93	13.56	7.43
LIG & MIG	0.77	1.29	2.5	2	0.28	0
REPLACEMENT & RENOVATION	7.71	5.9	25.85	31.17	26.98	13.02
WORKING WOMEN HOSTEL	0.61	0.4	0.33	0.71	4.55	6.99

Source : Department of Housing



3.38 Ongoing projects

- I. **RHS / RHEs** undertaken by this Directorate: Construction of 12 flats under Rental Housing Scheme at Contai in the District of Purba Medinipur. Construction RHE at Mahesh, Hooghly – 32 Flats. Construction of Boundary Wall, Borai, Hooghly. Sitla, Asansol – Construction of 48 RHE Flats. Construction of Multistoried (G+10) RHE for senior Gr. A Officers at Swambhara, Salt Lake. Construction of 24 A1 type RHE Flats at A. K. Mukherje Road, Baranagar. Construction of 30 flat

under RHE Buniadpur A1-6, B1-12, C1-12 under RHE at Buniadpur, Sub-Divn., Gangarampur, Dist. Dakshin Dinajpur. Construction of 7, 4-storied Blocks (revised) 1 no. A1 type (16 flats), 2 B1 type (32 flats), 2 C1 type (32 flats) & 2 D1 type (32 flats) in total 112 RHE flats at Coochbehar, Old Rice Mill Compound, Dist. Coochbehar.

- II. **Pathasathi:** Construction of Motel for Tourist Parties at Ashokenagar, 24 Pgs. (N) by the side of the Highway of West Bengal during the year 2013-2014.

Abasan Bhawan: After careful observation it is noticed a huge amount of rent is paid as hiring charges of different offices under Housing Directorate each and every year. Also location of different offices in different sites cause inconvenience to everybody. Hence it has been decided to construct a new Multi-storied Office Complex of Housing Department (Abasan Bhawan) at New Town, Rajarhat which can accommodate all the offices of this Department under same roof. Construction works is in progress, expected to be completed by December, 2017.

3.39 Contribution of Private Sector in the Area of Development

Future Targets

- I. The target for the year 2017 – 18 is to construct 90,000 dwelling units for the people belonging to Economically Weaker Section, to complete the ongoing 3 Hostels for Working Women and 3 new Rental Housing Estates and to start with another two new RHE's, one at Alipurduar, the newly set up district and Tamruk for Purba Medinipur district.
- II. The Department has been entrusted with the Project " Akanksha". In this Project 50000 ownership flats will be constructed throughout the state of West Bengal for its employees at 'no profit no loss' basis and without claiming the land cost. First Project has already been launched at Action Area – ID, New Town.
- III. Department has been entrusted with the construction of more or less 44000 flats at Raniganj, Durgapur Coalfield area as a part of rehabilitation activities under Raniganj Coalfield Area Development Scheme.
- IV. Revised Budgetary Provision after the withdrawal of RIDF fund during the financial year 2016 -17 750.00 crore. Projected Achievements during the Financial Year 2016-17 should be Rs. 750.00 crore.
- V. Head wise Budgetary allocation for the year 2017 -18 out of State Plan Fund is surely be enhanced.

3.40 Contribution of Private Sector in the area of Development

In order to mitigate the housing problems of the people, 9 Joint Sector Companies have been formed between West Bengal Housing Board and the Private Real Estate Companies as per order of Housing Department for the construction of dwelling units and to provide these units to the people at affordable price.

Another Joint Sector Company exists in the name M/s. Bengal NRI Complex Ltd, which was formed between Govt. of West Bengal and Private Real Estate Company and is engaged in constructing dwelling units.

These Joint Sector Companies have completed construction of 7500 (approx) flats and construction of 1500 (approx) flats are ongoing of different category (LIG,MIG & HIG) for the use of general people.

The State Government also formed ten "Assisted Sector Companies" on joint venture with the West Bengal Housing Board.

Of late, in view of the experiences of last two decades, a review of performance of the entire Joint Sector Companies has already been done by engaging Transaction Advisor namely M/s. Ernst & Young LLP Limited. According to their final study report and as well as after thorough examination by the Finance Department, Govt. has decided to close all the ties with one Joint Sector Company and eight Assisted Sector Companies who have either completed their projects or had not taken up any project.

3.41 Other Activities to be highlighted

- I. Department registers "Apartment Owners' Association" under West Bengal Apartment Ownership Act, 1972.
- II. Department also registers "Promoters" and grant project wise permission under West Bengal Building (Regulation of Promotion of Construction and transfer by Promoters) Act,1972.
- III. Department is the Nodal Authority for implementing "AKANKSHA' project to provide ownership Flats to the State Govt. Employees, who have no residential flats at their own in future. First Project is launched at New Town, Rajarhat, Kolkata. Department has also set up a target to construct 50000 ownership flats throughout the state for the State Govt Employees under "AKANKSHA" housing scheme.
- IV. Health & Family Welfare Department, Government of West Bengal has entrusted the Housing Directorate to construct seven no. of Super Speciality Hospitals in Kolkata and in different Districts of West Bengal and few are in almost at the stage of completion.
- V. Department has been entrusted with the construction of more or less 44000 flats at Raniganj, Durgapur Coalfield area as a part of rehabilitation activities under Raniganj Coalfield Area Development Scheme.

Power and Non-Conventional Energy Sources

3.42 Introduction

In West Bengal the electricity generating agencies that falls under the State sector are (1) *West Bengal Power Development Corporation Limited (WBPDC)* (2) *Durgapur Projects Limited (DPL)* for thermal power generation (3) *West Bengal State Electricity Distribution Company Limited (WBSEDCL)* and (4) *West Bengal Renewable Energy Development Agency (WBREDA)* for hydel and non-conventional energy generation. The corresponding central agencies that generate electricity in this State are (1) Damodar Valley Corporation (*DVC*) (2) National Thermal Power Corporation (*NTPC*). and (3) National Hydro Electric Power Corporation (*NHPC*). Besides three private sector agencies are there viz. (1) *CESC Limited*, (2) *India Power Corporation Limited* (Formerly Dishergarh Power Supply Corporation) and (3) *Haldia Energy Limited (HEL)* for generation of power in the State. The total installed capacity of the power stations in the State sector during the last 5 years is shown in Table below.

Table No.3.4
Installed Capacity of Power Stations in West Bengal

<i>At the end of the year</i>	<i>Installed Capacity (MW)</i>
<i>2011-12</i>	<i>10338.33</i>
<i>2012-13</i>	<i>12667.75</i>
<i>2013-14</i>	<i>12769.00</i>
<i>2014-15</i>	<i>13479.57</i>
<i>2015-16</i>	<i>15804.57</i>

Agency wise ((Public/Private) installed capacity of Electricity during 2015-16 is given in the following table.

Table No.3.5
Installed Capacity of Electricity in West Bengal for Conventional Energy (MW)

Agency (Public/Private)	Year 2015-16				
	Thermal	Hydro	Pump Storage	Others	Total
<i>1</i>	<i>2</i>	<i>3</i>	<i>4</i>	<i>5</i>	<i>6</i>
State Public Sector:					
WBPDC	4865.00	N.A.	N.A.	N.A.	4865.00
WBSEDCL	N.A.	176.55	900.00	0.82	1077.37
DPL	660.00	N.A.	N.A.	N.A.	660.00
TOTAL(State Public Sector)	5525.00	176.55	900.00	0.82	6602.37
Statutory Body:					
DVC (W.B.Unit)	4890.00	63.20	0.00	0.00	4953.20
TOTAL (Statutory Body)	4890.00	63.20	0.00	0.00	4953.20

Agency (Public/Private)	Year 2015-16				
	Thermal	Hydro	Pump Storage	Others	Total
1	2	3	4	5	6
Private Sector:					
CESC *	1125.00	N.A.	N.A.	N.A.	1125.00
DPSCL / IPCL	12.00	N.A.	N.A.	N.A.	12.00
Haldia Energy Ltd.	600	N.A.	N.A.	N.A.	600
TOTAL(Private Sector)	1737.00	0	0	0	1737.00
Central Public Sector:					
NTPC(WB Unit) (Farakka: 2100 MW; Durgapur [JV of NTPC]: 120 MW)	2220.00	N.A.	N.A.	N.A.	2220.00
NHPC(wb Unit)	N.A.	292.00	N.A.	N.A.	292.00
Total (Central Public Sector)	2220.00	292.00	0	0	2512.00
Total Installed Capacity	14372.00	531.75	900.00	0.82	15804.57

Source : Department of Power and Non-Conventional Energy Sources.

*Note: A 600 MW (2 x 300 MW) generating station was set up at Haldia, namely *Haldia Energy limited*, a company in the same group of company of CESC. JV: Joint Venture

3.43 Thermal Power Generation

West Bengal Power Development Corporation Limited (WBPDCCL)

Particulars	
Gross Generation (upto 30.11.2016)	15727.268 MU
Plant Load Factor (upto 30.11.2016)	64.27 %

Capacity addition and other development

- I. Unit No. 5 of 215 MW capacity of Bandel Thermal Power Station has been commissioned on 24th November, 2015 after successful implementation of the Energy Efficient Renovation and Modernization programme. The project has been executed with World Bank assistance, for the first time in India, and will ensure sustained generation for the next 15 years from the Unit.
- II. Construction of 2 Extension Units of 500 MW capacity each, Unit No. 3 & 4, at Sagardighi Thermal Power Station have been declared for commercial operation w.e.f. 1st July, 2016 and 20th December, 2016 respectively.
- III. Consequent upon cancellation of coal blocks by the Hon'ble Supreme Court of India, the Ministry of Coal, Government of India has allocated 6 number of coal mines viz. Pachhwara (North) in the District of Pakur in Jharkhand, Barjore, Gangaramchak & Gangaramchak-Bhadulia & Kasta (East) in the District of Birbhum, Barjora (North) in the District of Bankura and Tara (East and West) in the District of Burdwan in West Bengal on 31.03.2015 in favour of the West Bengal Power Development

Corporation Limited (*WBPDC*) through Government dispensation route. Kasta (East) is currently non-operational block.

- IV. WBPDC has appointed Mine Developer and Operators (*MDOs*) for the said mines through transparent bidding process. Coal Mining Agreements (*CMAs*) in respect of the said coal mines (excepting Kasta (East)) have already been executed during October, 2016. Remaining statutory compliances for commencement of mining activities in the said coal blocks are under process and all out efforts are being made to start production activities as early as possible.
- V. The Government of West Bengal has approved installation of another unit of 660 MW Capacity (previously approved for 500 MW capacity) - Unit No.5 at Sagardighi. The GoWB has already contributed Rs.770.57 crore towards equity for the unit. Steps have already been initiated to start construction activities and finalising of financial tie-ups for the Unit No.5.
- VI. M/s. Bengal Birbhum Coalfields Ltd. a Joint Venture Company amongst Seven State Power Generating PSUs from Bihar, Uttar Pradesh, Karnataka, Punjab, Tamil Nadu, West Bengal & SJVNL has been formed for mining of coal from Deocha-Pachami Harinsingha Coal Block in the district of Birbhum allocated by the Ministry of Coal, Govt. of India. WBPDC holds around 28 per cent share of total coal available from the block.

3.44 The Durgapur Projects Limited (DPL)

Table No.3.6
Operational Results of the Company for last 5 years

Years	Generation (MU)	
	Actual	Revised Estimate
2011-12	1767	1789
2012-13	1819	1918
2013-14	1696	1714
2014-15	1409	2136
2015-16	1980	2318
2016-17 (up to October)	1269	2228

Source : Department of Power and Non-Conventional Energy Sources

- I. The operation of Power Generation Units: Unit No. 8 (250 MW) was commissioned (declared for Commercial Operation) on 1st Oct. 2014. With the commissioning of the said unit, the total available generating capacity increased to 660 MW, the other two units being Unit No. 7 (300 MW) and Unit No. 6 (110 MW). However, due to acute working capital crisis as well as lack of assured evacuation of generated power, DPL's operation has been plagued at low capacity utilization, adding to continuing working capital crisis which has now fallen into a vicious cycle.
- II. Acquisition of Coal Mine: DPL had acquired the Trans Damodar Coal Mines at Barjora in the Bankura district, w.e.f. 1st April 2015, through reverse bidding process, following cancellation of Coal Blocks to the prior allottees by the Hon'ble Supreme Court of India. The said Coal Mines have a deposit of approximately 47 million tons of good quality thermal coal of grades G4 & G5. The objective of the said acquisition was to enable DPL to run its thermal power stations partly with

captively mined good quality thermal coal at relatively favourable costs. The mining would be carried out by an MDO (Mining Developer and Operator). At present pre-mining activities are being carried out.

- III. Cessation of operations of Coke Oven Group of Plants (COGP): For past several years there has been a severe recession in the Steel Industry which had greatly affected the operation of COGP in DPL. At one point of time DPL had become solely dependent on producing Coke on conversion basis from Coking Coal supplied by the manufacturers of Steel, the major such arrangement being with SAIL. As there was no requirement of Coke from SAIL and other steel producers as well due to demand recession in Steel Industry, DPL had no other option but to cease production in its COGP plants by systematic cooling down of Coke Oven Batteries gradually and the last one being cooled down w.e.f. 3rd July, 2015.
- IV. Implementation of Integrated Power Development Scheme (IPDS): The Govt. of India launched the Integrated Power Development Scheme (IPDS) with a view to strengthening and augmenting the Sub - Transmission & Distribution (ST& D) infrastructure in urban area. DPL, as DISCOM is required to take part in the scheme in its command area. Accordingly, DPL will implement the said scheme in its project area at an approved cost of Rs. 58.26 crore.

The said project would be financed (a) 60 per cent by Govt. of India (to be routed through the Nodal Agency, PFCL), (b) 25 per cent by Govt. of West Bengal and (c) 15 per cent by the Utility, i. e., DPL itself. The PMA for the said scheme is RECPDCL, and the implementation time is 24 months from the date of issue of LOA by the Utility in the case of Turnkey/Partial Turnkey implementation. At present the tendering for similar nature of work is in process along with WBSSEDCL, the main implementation agency for the state.

3.45 National Thermal Power Corporation (NTPC)

NTPC (including Joint Ventures) has an existing installed capacity of 2220 MW in West Bengal which includes Farakka STPS (2100 MW) owned by NTPC and 120 MW Power Plant at Durgapur owned and operated by Joint Venture Company, NTPC-SAIL Power Supply Company which is captive for SAIL. In addition to the existing capacity for operation 2760 MW capacity is under planning in the State which includes 120 MW Hydro Project at (Ramman III), 1320 MW at Katwa and 1320 MW at Adra which is to be implemented by *Bhartiya Rail Biji Company Ltd.(BRBCL)*, a Joint Venture of NTPC and Railways. NTPC is already supplying about 786 MW power to West Bengal from its various operating Power Stations and 400 MW is allotted (as per MoP order) from its various and new under construction power projects. In addition to this 1802 MW is tentative proposed allocation to the state from its various new and under construction power projects.

CESC Limited

The total capacity of CESC Ltd. is 1125 MW. Total generation during 2015-16 is 6988 MU and generation upto November, 2016 is 4446 MU. Network Augmentation is being undertaken at all levels, installation of Automatic Meter Reader (AMR) System and Ring Main Unit (RMU) to cater to prolific load growth as well as to ensure security/reliability of supply. Upgradation of 6KV supply to 11 KV is being done wherever possible.

- I. CESC has also taken up programmes for installation of *Gas Insulated Switchgear (GIS)* Sub-stations at EHV and 33 KV level to combat non-availability of space as well as a part of its modernization initiative.
- II. High plant Load Factor (*PLF*): 750 MW Budge Budge Generating Station achieved second highest PLF in India (93 per cent). CESC stations perform consistently well in consonance with system requirement.

Damodar Valley Corporation

DVC is operating 3 thermal power plants in the state namely Durgapur Thermal Power Station (350 MW), Mejia Thermal Power Station (2340 MW) and Durgapur Steel Thermal Power Station (1000 MW). DVC is also operating Maithon Hydel Station with capacity of 63.2 MW. Gross Generation from all above power plants is 16940.79 MW in 2014-15.

India Power Corporation Limited [formerly Dishergarh Power Supply Company Limited (DPSC)]

India Power Corporation Limited [formerly Dishergarh Power Supply Company Limited (DPSC)] has its own generation plant with a capacity of 12 MW which mainly served as a back-up power to the 3 degree gassy mines of Eastern Coalfield Ltd (ECL) besides owing distribution license in West Bengal, for an area covering 618 sq. km of Asansol and Ranigunj area. The AT & C loss in the area is 2.3 per cent and the system reliability is 99.5% in 2014-15. The company has commissioned a 220 KV sub-station at J.K. Nagar within the license area to enable State Grid (STU) connectivity. Energy Generation of DPSC is 39.567 MKWH in the Year 2015-16. India Power Corporation (Haldia) Limited, [IPC(H)L] is setting up a 3x150 MW Coal based thermal power plant at Haldia in Purba Medinipur district of West Bengal. The first unit of 150 MW is planned to be synchronised with the state grid in January, 2017.

Haldia Energy Limited (HEL):

Haldia Energy Limited, has set up 2x300 MW thermal power plant at Haldia. The units were commissioned in January and February 2015 respectively. HEL has an approved long term PPA with CESC Ltd.

HEL attained a Plant Load Factor of 69.49 per cent during 2015-16 (generation 3663 MU). The *PLF* of the plant for the 2016-17 stands at 80.27 per cent (upto 31.12.2016, generation 3178 MU).

HEL has won many awards during the short period of its existence including the Global Environmental Award 2016 in the 7th World Renewable Energy Technology Congress; 16th Annual Greentech Environment award 2015 ; Dun & Bradstreet Infra Award 2015 in the Power Project Category; India CSR award 2014 for best practices in Rehabilitation and Resettlement category; Gold Award for Coal Power Project of the year in 10th Asian Power Award Programme 2014; Greentech Gold award 2015 for outstanding achievement in CSR.

3.46 Hydel Generation

West Bengal State Electricity Distribution Company Ltd. (WBSEDCL)

Hydel Generation contributes only 9 to 10 per cent of the total power generated in the State. *West Bengal State Electricity Distribution Company Ltd (WBSEDCL)* has 3 major hydel power stations with a capacity

of 176.55 MW, namely Teesta Canal Fall Hydro-Electric Project with 3 power stations each of 22.5 MW capacities, Jaldhaka of 44 MW and Rammam Stage-II of 51 MW capacities. At the time of peak demand, the *Purulia Pump Storage*, with a capacity of 900 MW, helps in availing power. In 2014-15, total 1932.05 MU power generated by *WBSEDCL*.

Under **Special BRGF Scheme (Sabar Ghare Alo)** all household electrification works have been completed in 9 districts, namely Jalpaiguri, Alipurduar, Uttar Dinajpur, Dakshin Dinajpur, Malda, Birbhum, Bankura, Purba Medinipur & Paschim Medinipur out of 12 districts taken up.

Work for Purulia & Murshidabad districts will be completed by January, 2017 and that of South 24 Parganas in March, 2017. Till 22/12/2016, 15.88 lakh service connections have been effected. Further under *RGVY* (XIIth Plan) electrification of BPL households in the rest 7 districts of the State was taken up. Service connection to 24,885 BPL Hhs & 2.54 lakh APL Hhs in 5525 villages have been effected till 2/12/2016 against the target of 40611 BPL Hhs 3.20 lakh APL households and 6367 numbers of Village with fund assistance of Government of West Bengal.

Electrification work of 14 numbers un-electrified villages and intensification of 59 numbers partially electrified villages and providing service connection to 31,305 BPL Hhs in these 73 numbers villages in 3 (three) blocks viz. (i) Pathar Pratima, (ii) Gosaba & (iii) Namkhana of Sundarban area in the district of South 24 Parganas has been taken-up under *DDUGJY* Scheme.

As on 22.12.16, out of a total no. of 14 un-electrified villages, 2 no. villages have been energised and, out of 59 no. partially electrified villages, 3 villages has been energised approx. 3000 Service connection is completed till date. Balance work for electrification including service connection in all 73 villages is expected to be completed by March, 2017.

In addition to above 41 no. 33/11 KV Sub-Stations are being constructed under different RE schemes to address low voltage issues.

A new program have been started under **Sech Bandhu (DDUGJY)** for access to power for all households as well as to improve the overall distribution infrastructure for 24x7 power supply in rural areas of West Bengal. Total project cost (including PMA Charges) amounting to Rs. 4262.10 crores has been sanctioned. Execution of work for 20 numbers new 33/11 KV Sub-Stations under *DDUGJY* have been started departmentally.

In **Integrated Power Development Scheme (IPDS)**, Rs. 2866.76 crore has been sanctioned to *WBSEDCL* for strengthening of distribution network and improvement in metering infrastructure in the urban area. Fund has been received against scheme Rs. 173.44 crore from MOP, GOI and Rs. 71.7 crore from GOWB till now. Project implementation has already started.

One pilot project has been taken up for conversion of overhead conductor to UG cabling system of Bansdrani 11 KV feeder under Garia Division, 24 Pgs (South) having route length of approximately 4 KM, HT line which has been completed and charged. Augmentation/capacity enhancement of 6 number of 33/11 KV Sub-Stations has also been completed in this year.

As a part of IT initiatives, *WBSEDCL* has launched the "**VIDYUT SAHAYOGI**" mobile application, which facilitates consumers for instant application of new connection, bill payment, application for load

enhancement and lodge complains (technical and non-technical) with unique docket number. Consumers can also give feedback regarding services of *WBSEDCL* through this app. Presently it is rated as 4.3 out of 5 stars by the users in Google Play Store. *SKOCH* Group awarded “*SKOCH* Order-of-Merit” among top-100 projects in India for *VIDYUT SAHAYOGI* for the year 2016.

Customer base of *WBSEDCL* increased at a rapid pace, which has crossed the 1.70 crore mark in November, 2016. On-line payment system introduced for all L & MV customers, 100 numbers additional Cash Collection Kiosks have been added with the existing 150 Cash Collection Kiosks i.e. total 250 number to facilitate the customers to make payment beyond office hours.

Table No.3.7
Different activities during April, 2016 to November, 2016

Sl. No.	Item	Number increased	Cumulative Figure (in number)
1	Energisation of Agricultural Pump sets	12,809	2,78,818
2	Industrial connection	3797	96132
3	Installation of new Distribution Transformers	8,735 (capacity: 403.53 MVA)	2,32,499 (capacity: 10990.57 MVA)
4	New 33/11 Sub-station with capacity	19 (capacity: 173.25 MVA)	543 (capacity: 8468.35 MVA)

Source : Department of Power and Non-Conventional Energy Sources

A 10 MW Solar PV Project at the bank of Mahananda Main Canal (MMC) has been commissioned on 18.08.2016 and the power generated till date is 50 MU. Another three numbers 10 MW Solar PV Projects are being taken up at Mejia in Bankura, STPS Township of *WBPDCL* and at Charrah in Purulia, under *RIDF* Tranche XXI. Following the progress *NABARD* has sanctioned additional 40 MW Solar PV Projects (10 MW x3; 4 MW + 6 MW), 2 in Paschim Medinipur and 3 in Purulia at an outlay of Rs.240.62 crore under Tranche XXII.

Infrastructure has been completed for *SCADA* Control Center, Asansol and *SCADA* Disaster Recovery Center, Berhampur and made ready for installation of *SCADA* software & hardware.

Number of accidents has been reduced from 144 (April 15 to November 15) to 135 (April 16 to November 16) i.e, percentage reduction 13 per cent though electrical networks despite huge increase in number of customers.

WBSEDCL has been awarded under the ‘Outstanding Innovation (2015-16)’ category for customer service, power purchase cost at the 17th Regulators & Policymakers Retreat 2016, organized by Independent Power Producers’ Association of India (*IPPA*) held on 24th September, 2016 in Goa

3.47 *WBSETCL*

- I. In the transmission sector, *WBSETCL* planned for commissioning of following new green field sub-stations with associated transmission lines in the year 2016-17 :
 1. 400/220 KV Sub-station at New Chanditala, Dist: Hooghli
 2. 220/132/33 KV Sub-station at Vidyasagar Park, Dist : Paschim Midnapur

3. 132/33 KV Sub-station at Bajkul, Dist : Purba Midnapur
- II. Also, up-gradation of following existing Sub-station with associated transmission lines was also planned in the year 2016-17:
 1. Up-gradation Gokarna 220 KV Sub-station to 400 kV with associated transmission line.
 2. Up-gradation of Egra 132 KV Sub-station to 220 kV with associated transmission line.
- III. During this year, Egra 220 KV GIS, Vidyasagar Park 220/132/33 KV GIS and Bajkul 132/33 KV GIS has already been commissioned before November, 2016. Gokarna 400 KV & New Chanditala 400 KV sub-station is expected to be commissioned by March, 2017.
- IV. Total expenditure amounting to Rs.570.94 crore has been made till date for these projects. Project wise breakup of expenditure made till date is given below -

Sl. No.	Name of the Sub-station / Line	Expenditure (Rs. In lakh)
1	New Chanditala 400 KV Sub-station & associated line	12368.52
2	Gokarna 400 KV Sub-station & associated line	19432.38
3	Vidyasagar park 220 KV GIS & associated line	12753.78
4	Egra 220 KV GIS & associated line	9257.20
5	Bazkul 132 KV Sub-station & associated line	3282.49
Total Expenditure till date for these projects		57094.37

- V. Projects are developed by WBSETCL maintaining Debt Equity Ratio of 70:30, as permitted by the Regulator. Debt portion is arranged from financial institutions and Equity portion is met from internal accruals.

The West Bengal State Electricity Transmission Co. Ltd. (WBSETCL) is a transmission utility in the State for evacuation of power from the power stations and supplying the same to the distribution utility. The company is constructing various transmission lines for transmission of power across the State. The updated status of transmission lines of the company is as follows :

Table No.3.8
Status of Transmission Utility

Particulars	Unit	2015-16	2016-17 (up to 22/12/16)
Installed transformation capacity	MVA	25661	26804
Installed transmission line in operation	CKM	12584	12774
Transmission Availability	Per cent	> 99.9	>99.9
Transmission Loss	Per cent	≈ 3	≈ 3
Installed no. of EHV Sub-station in operation	No.	116	117

The Company currently operates and maintains a transmission network of 12774 Circuit kilometers (CKM) of Extra High Voltage Transmission Lines spread over the entire stretch of the State of West

Bengal along with 117 sub-stations (400 KV to 66 KV) having total transformation capacity of 26804 MVA. The transmission system was consistently maintained during the year at an availability of over 99.5 per cent, at par with international standards. Transmission losses were around 3 per cent which is comparable with the best in the country. Profit after tax of *WBSETCL* in the year 2015-16 (actual) was Rs.437.12 crore and in the year 2016-17 up to 30/09/2016 (half yearly) it was Rs.235.14 crore.

3.48 Renewable Energy

Generation of electricity from renewable sources of energy mainly Solar Energy is primarily focused to meet basic need of electricity in un-electrified areas and to increase share of green and clean power into grid electricity there by reducing dependency on fossil fuel. Now in the context of power scenario in West Bengal, emphasis has been given to increase the share of renewable energy in the total energy mix of the state.

As per policy on “Co-Generation and Generation of Electricity from Renewable Sources of Energy”, Solar Rooftop and small solar PV installation can provide the significant amount of energy for household in reducing peak system demand in urban establishment. It is mandatory for all the public building to have solar device to meet electricity requirement and other application. All existing and upcoming commercial and business establishments having more than 1.5 MW of contract demand will be required to install solar rooftop system to meet at least 2 per cent of their electrical load. Further all the existing and up-coming schools, colleges, hospitals, large housing societies and government establishments having a total contract demand of more than 500 kW will be required to install solar rooftop system to meet at least 1.5 per cent of their total electrical load. In this respect *WBSEDCL* has already taken initiative with Urban Department, Municipal Affairs Department, Public Works Department and Higher Education Department for releasing government order in this respect and change the energy conservation building code. The following works were undertaken in 2015-16.

- I. Installation of 10 nos. 2 KWp off-grid Solar PV power plants in schools, Grid Connected Rooftop Solar PV Power Plant at 75 numbers of 5 KWp (with net metering) and 15 numbers 10 KWp (grid connected with net metering) in PHC's throughout West Bengal. The project is funded by *WBPCB*, Department of Environment, Govt. of West Bengal.
- II. Renovation of 2 MW Grid connected SPV Power Plant at Jamuria, Asansol. The renovation of 1 MW in collaboration with CDAC and the project of development and deployment is funded by Deptt of Electronics and Information Technology (DeitY), Govt. of India through National Mission on Power Electronics Technology (*NaMPET*).
- III. Installation of 15 KWp Grid connected Rooftop Solar PV Power Plant (with net metering) at Mahestala Municipality Building, Mahestala, 24-Parganas (South).
- IV. Installation of 20 KWp Grid connected Rooftop Solar PV Power Plant at NIBMG, Kalyani, Nadia, 24-Parganas North.
- V. Initiative with *DISCOM* to keep records of the fulfillment of RPO target as provided in WBERC regulation.

3.49 on-Going Project of 2016-17

- I. As Project Monitoring Consultant for 150 KWp Grid connected Roof Top SPV power plant at Haldia Dock Complex, Kolkata Port Trust.
- II. As Project Monitoring Consultant for 160 KWp Roof Top Grid connected SPV power plant at Kolkata Dock System, Kolkata Port Trust.
- III. Installation of Rooftop SPV Power plants in 100 schools / PHC's through out West Bengal with financial support from *WBPCB*.
- IV. Grid connected rooftop solar PV power system at 400 schools [200 schools under *WBSEDCL* & 200 schools under *WBREDA*] is under implementation.
- V. Another similar project [Grid connected rooftop solar PV power system] for 1000 schools each of 10 kw has been taken up by *WBREDA*
- VI. West Bengal Renewable Energy Development Agency (*WBREDA*) and Durgapur Projects Ltd.(*DPL*) have jointly signed one agreement for setting up a 500 KW grid connected Solar PV, technology demonstration Power Plant, in two phases (200 KW + 300 KW), within the area under the control of DPL. In first phase 200 KW, Solar PV Power Plant will be installed, DPL and *WBREDA* is the joint owner of the proposed SPV power plant. The said project is approved by the Government (both State and Central).
- VII. *Alo Shree* :State Government has launched an ambitious programme of rooftop solar systems namely "*Alo Shree*" programme. The objectives of this programme is to install Grid Connected Solar Photovoltaic (*GRTSPV*) System in all government buildings and buildings of local bodies with technically fit for such installations within two years i.e. by 2017-18. The target is to install GRTSPV under '*Alo Shree*' is 60 MW and 120 MW by in 2016-17 and 2017-18 respectively with total financial involvement of Rs. 1260 crore.
 - a. First phase tendering for '*Alo Shree*' is underway. *WBREDA* has taken up the matter with MNRE, Government of India for obtaining central financial assistance under National Solar Mission.

Renewable Energy Projects in West Bengal at a glance

RE System	Capacity	Beneficiary Covered
Off grid Solar Power Plant	1.435 MW	2601
Solar Home Lighting System	-	79697
Solar Street Lighting System	-	14532
Wind Farm Project	2 MW	-
Small Hydro Project	24.5 MW	-
Utility Scale solar Power Project	22.5 MW	-
Rooftop Solar	8 MW	271



Chapter 4

Food Security

*Food and Supplies
Consumer Affairs*

Food & Supplies

4.1 Introduction

The functioning of Food & Supplies Department primarily hinges upon efficient running of public distribution system (PDS) in the State with multiple objectives to ensure availability of essential commodities to the people in general, maintaining stability in the prices of essential commodities, providing support to the paddy producing small and marginal farmers and above all, contributing to the eradication of poverty of the economically backward classes through fulfilling their requirement of foodgrains at highly subsidized prices. In the financial year 2015-16, the Department launched its flagship programme "*Khadya Sathi*" by bringing in 7.96 crore persons of the State under subsidized foodgrain scheme.

West Bengal is a *Decentralised Procurement (DCP)* State since 1997-98 for the purpose of Paddy / Rice procurement. Over the last decade and a half the Minimum Support Price (*MSP*) based procurement of Rice was at a sub-optimal level averaging about 8 lakh metric tonnes (*LMT*) per year. Over the last few years, the levels of procurement has vastly improved to benefit huge number of farmers so that not only do they get a fair price for their produce but also are incentivised to improve the area and productivity. Needless to say, there is also an impact on price in open market linked to the *MSP* led procurement which benefits farmers at large, who sell rice outside the government procurement system.

4.2 Performance and its further Development

- I. The PDS network is supported by 516 MR distributors and Wholesalers (491 MR distributors and 25 Wholesalers), 20,431 F.P.S. Dealers, 28,284 S. K. Oil Dealer & 468 S. K. Oil Agents.
- II. The State, being a *DCP* state in respect of rice, has to procure rice to meet its *PDS* requirement. Up to 2014, the State used to procure rice from two sources – as *LEVY* from Rice Millers and as *CMR* (Custom Milled Rice) from State Procuring Agencies like *WBECSC*, *CONFED*, *NAFED*, *BENFED*, *NACOF*, *Agricultural Marketing Corporation* etc., who after collecting paddy from farmers convert it into rice and deposit the same in *State Procurement Account*. Since 2014-15, this Department started to purchase paddy directly from farmers through *Centralised Procurement Centres (CPC)*. The Department has already setup 325 *CPC* throughout the State. 4 more *CPC* decided to be setup yet.

Table No. 4.1
Target vis-a-vis achievement in procurement of Rice during 2011-12 to 2015-16

Kharif Marketing Season (October – September)	LEVY (in LMT)		CMR (in LMT)		Total (in LMT)	
	Target	Achievement	Target	Achievement	Target	Achievement
2011-12	10.58	10.74	9.42	9.76	20.00	20.50
2012-13	8.00	8.06	14.00	9.56	22.00	17.62
2013-14	9.00	6.47	13.00	7.11	22.00	13.58
2014-15	10.00	5.01	13.70	15.26	23.70	20.27
2015-16	Done away with		30.00	24.41	30.00	24.41

Table No. 4.2
Minimum Support Price (MSP) of Paddy during 2011-12 to 2015-16

Kharif Marketing Season (October September)	MSP (Rs. per Qtl.)
2011-12	1080
2012-13	1250
2013-14	1310
2014-15	1360 + Rs.15 incentive*
2015-16	1410 + Rs.15 incentive*

* Sale at CPC

4.3 Trend on Development during 2011-12 to 2015-16

- I. Under *National Food Security Act (NFSA)*, the Government of India had fixed an upper ceiling of 6.01 crore of Individuals to be covered under the *PDS* scheme. Under *NFSA* and *Rajya Khadyo Surakshya Yojana (RKSY) - I*, 6.71 crore persons are being provided with foodgrains at a scale of 5 kg. per person per month at a price of Rs. 2 per Kilogram. The rice for *NFSA* beneficiaries is subsidised in the State to Rs.2 per Kg. from Rs. 3 per Kg. for which it bears an annual subsidy to the tune of Rs. 360 crore.
- II. All workers and non-workers of *tea garden areas* have been extended with benefit of getting foodgrain at *Antodaya Anna Yojana (AAY)* scale, i.e., 35 kg. of foodgrain per family per month at a rate of Rs.2 per kilogram. Similarly, all people living in the *Hill Sub-divisions of Darjeeling district* are getting foodgrain at a scale of 11 kg. foodgrain per person per month at an issue price of Rs.2 per kg. All special packages as announced by the Hon'ble Chief Minister, i.e., special

package for the persons living in 23 *LWE affected blocks* and one *Municipality* of four *Jungle Mahal* districts (viz., *Purulia, Bankura, Paschim Midnapore* and *seven blocks of Birbhum*); *unwilling farmers of Singur, Aila effected families; 63,079 persons of primitive tribes*. For this purpose the State Government bears an annual subsidy of Rs.1130 crore. To cater to the need of all schemes mentioned above annually 55.88 *LMT* foodgrains are handled by the State Government.

Table No. 4.3
Scale of foodgrains and issue price under National Food Security Scheme

Commodity	AAY (Kg. per family per month)	Price (Rs. Per Kg.)	Priority Household (Kg. per head per month)	Price (Rs. Per Kg.)
Rice	15	2	2	2
Wheat *	20	2	3	2
Coarse Grains	-	-	-	-
Atta *	20	2	3	3.5

* *Either wheat or atta.*

- III. Prior to April, 2011 this Department had storage worthy capacity of 0.64 *LMT*. During last 5 years the department had undertaken massive capacity building exercise as a result of which 4.95 *LMT* capacities has been built up across the State under plan fund, *RIDF, RKVY* and *PEG* schemes. Thus, augmenting the available capacity to 5.59 *LMT*. Storage capacity increased significantly. Construction of another 3.12 *LMT* capacity is in progress. This apart, for storage of paddy only procured from farmers, 1.64 *LMT* in 164 *Krishak Bazar* is now under the usage of this department.
- IV. *W.B. State Warehousing Corporation (WBSWC)*, a corporate body since 1958 under some Act of Parliament with Share Capital equally shared by *Central Warehousing Corporation* and *Govt. of West Bengal*, has been brought under administrative control of Food & Supplies Department on 20.02.2014. Their objectives are to provide scientific storage facility and allied services to the farmers to save them from distress sale of their produce and facilitate bank credit against warehouse receipt of stored products. Storage capacity under its management is largely used for storing procured rice.
- V. The *WBECSCLtd.* was incorporated by Govt. of West Bengal with an objective of supplying essential commodities in the State for stabilizing the market price as well as ensuring availability of such commodities to the people of the State. *WBECSCLtd.* acts as *CMR* Agency for procurement of rice, supplier of different commodities in the districts as *ICDS* agents and managing a model *non-PDS* outlet named as "*Roudra Bristi*".

4.4 Social benefits

- I. To effectively manage such a large volume of transaction of foodgrains and for better transparency the Food and Supplies Department has prepared digital data base of all beneficiaries and have been made available in the public domain. The allocations to the dealers

are being made on-line. Inventory of food-grains at Government godowns as well as in the hired godowns are being maintained on-line and the stock of foodgrains at Government godowns are also available at public domain (wbpds.gov.in).

- II. A 12 x 7 *Grievance Redressal Mechanism* has been set up at Department Head Quarter under the Monitoring Cell which provides information as well as redresses the complaint of the beneficiaries under PDS in the State.
- III. Tab-based applications software has been put into use in 325 Centralised Procurement Centres (CPC), Tab -based application software will also be put into use in 4 CPCs as and when started, which records the details of transaction on procurement from registered farmers, despatch of paddy to rice mills from CPC, its milling and storage in godowns.
- IV. For effective quality control checking of foodgrains and its supervision, *Quality Control Laboratory* at HQ has been modernised. Modern QC Laboratories in Burdwan & Krishnanagar have been set up.
- V. Apart from campaigns of *PDS, Procurement* etc. through mass and electronic media, a Departmental monthly News-letter, *Sambadnama* is published and widely circulated since April, 2014.
- VI. In order to alleviate the vulnerable conditions of workers of the Tea-Gardens in the districts of Jalpaiguri, Darjeeling, Alipurduar, Uttar Dinajpur and Coochbehar, the Govt. decided to appoint 265 FPS dealers in different Tea Garden areas to be filled up by Self-help Groups preferably by women SHGs. Out of 265 FPS dealers, 124 are SHG operated FPS dealers. Out of those 124 FPS dealers, 121 FPS dealers are being operated by women SHGs.

Consumer Affairs

4.5 Introduction

The objective of the Consumer Affairs Department is to promote awareness and to safeguard the interest of the consumers, administer a redressal mechanism in respect of the grievances of the consumers through Consumer Redressal Fora at District level and in Kolkata. In addition, the Department discharges the responsibility of proper weighing and packaging of consumer goods. It is also Nodal Department for West Bengal Right to Public Services Act, 2013 which has been enacted to ensure delivery of time bound and effective services to the public by different Departments of the Government.

West Bengal is the only State of its kind to have thought of establishing a separate Department for the cause of Consumer protection named, Consumer Affairs Department in 1999. The main function of this Department is to take action for protection of interest of consumers.

Executing Agencies

- I. State Commission & District Forum- For enforcing C.P. Act, 1986.
- II. Directorate of Legal Metrology- For providing services under Legal Metrology Act, 2009 of the Central Government.
- III. Directorate of Consumer Affairs & Fair Business Practices- For enforcing C.P. Act, 1986.
- IV. West Bengal Right to Public Service Commission – For enforcing W.B.R.T.P.S. Act, 2013.

4.6 Achievements of Consumer Affairs Department till November, 2016

- I. Kreta Suraksha Bhawan, a (G+4) Building, has been completed in the year 2013 for accommodating Consumer Affairs Department, Directorate of Consumer Affairs and Fair Business Practices and State Consumer Disputes Redressal Commission, W.B.
- II. Rules of Business were amended to include W.B.R.T.P.S Act, 2013 vide Notification No. 842-Home (Cons.)/R2R (Cons.)-40/2008 (Pt.-I) dt. 14.10.2014.
- III. Due to an Intensive Awareness Campaign taken up by the Consumer Affairs Department during the last four and half years, the consumers of our State are coming forward for redressal of their grievances. They are feeling much more protected. They are also getting speedy justice in the Consumer Courts.

State Commission & District Forum

- I. At present 3 Benches of West Bengal State Consumer Disputes Redressal Commission (W.B.S.C.D.R.C.) are functioning in Kolkata. One Additional Bench in Asansol (Mouza – Shitla, P.S. – Asansol North) with the jurisdiction of Burdwan, Birbhum and Purulia (Notification No. 3446-CA/Estt/O/5C-17/13, dt. 24-11-2016) will start functioning very soon. Revised Drawing and Estimate for another Additional Bench of this Commission at Shahid Bhagat Singha Market Complex in Siliguri is released.

- II. One new integrated building each is proposed in Uttar Dinajpur and Paschim Medinipur Districts where District Forum will get a new accommodation.
 - III. A new District Forum is proposed for Salt Lake, Rajarhat jurisdiction.
 - IV. Allotment of 0.63 acres (approx) land in favour of Consumer Affairs Department has been received for permanent office building at Mouza-Gobindapur, P.S.- Asansol.
 - V. The CONFONET Scheme is going on in full swing throughout all the 23 District Fora and the 3 Benches of West Bengal State Consumer Disputes Redressal Commission.
 - VI. Lok Adalat, is being regularly organized by the West Bengal State Consumer Disputes Redressal Commission and also by all the District Fora.
 - VII. Training Programmes of Presidents and Members of 23 District Fora are being organized through W.B.N.U.J.S. (Kolkata), IIPA (New Delhi), ASCI (Hyderabad) and NLSIU (Bengaluru).
- Total no. cases filed during the period from 01-04-2012 to 30-11-2016 was 41,315 and out of that 35,647 number of cases were disposed of in the noted period.

4.7 Directorate of Legal Metrology

- I. Total number of seizures made during the period from the year 2012-13 to November, 2016 was 16,870 and a sum of Rs. 74,74,91,929/- was realized and deposited to the State Exchequer.
- II. These operations covered 19,39,012 number of Traders spread over 22,420 number of Markets.
- III. Since 2012, Directorate of Legal Metrology has greatly progressed towards achieving its objectives in the State. The year-wise performance of the Directorate of Legal Metrology is shown in the following table. Against the current year target of earning non-tax revenue of Rs. 20.00 crore, Rs.11.69 crore has already been realized within November, 2016.

Table No.4.4
Progress of activities under Directorate of Legal Metrology in the period
from 2012-13 to 2016-17

Sl. No.	Year	Traders Covered (in No.)	Market Covered (in No.)	Enforcement Drive (in No.)	Seizure Made (in No.)	Total Non-Tax Revenue realized (in Rs)
1.	2012-13	239989	4328	651	2449	12,14,71,950
2.	2013-14	457863	4781	1172	3373	15,95,92,814
3.	2014-15	427377	4818	1386	3976	16,55,86,812
4.	2015-16	517685	5415	1708	4010	18,39,01,944
5.	2016-17 (Up to Nov, 2016)	296098	3078	1394	3062	11,69,38,409

Source: Department of Consumer Affairs

- IV. Special Drive has been undertaken to verify the working standards of the districts with Secondary Standard.
- V. Special Raid Programmes in the markets are being conducted regularly.
- VI. In all 113 Legal Metrology Units in the State, verified Working Standards (i.e. Weight Measure, Length Measure and Capacity Measure) have been supplied.
- VII. On implementation of the Right to Public Services Act, 2013, Standard Operating Procedures (SoPs) for issuance of new licenses for manufacturer / dealership / repairer for weight and / or measures and registration certificates for packers / importers were developed. So far, 139 manufacturer licenses, 686 dealership licenses and 526 repairing licenses and 1878 registration certificates were issued under Legal Metrology Act, 2009. Presently all applications for issuances of licenses / registration certificates are being disposed of within stipulated 75 days with mandatory issuance of Form-I and recording it in Register Form-IV under West Bengal Right to Public Services Act, 2013.
- VIII. Towards Technical upgradation of this Directorate, Digital Comparator for length measures in the Secondary Standard Laboratories i.e. Kankurgachi and Siliguri has been procured. Now these 2 Secondary Standard Laboratories are capable for calibration of tape measure and survey chain measure. Another Secondary Standard Laboratory is in the process of establishment at NNICE, Chinsurah, Hooghly.
- IX. For replacement of old and worn out Working Standards and Identification Stamps and Plugs of Inspector of Legal Metrology in a phased manner, Procurement of Working Standards is under process from India Government Mint, Mumbai.
- X. To increase traders' coverage and thereby earn revenue for the Government and for more stringent quality check, constitution of 31 additional Legal Metrology Units were proposed and creation of 11 post of additional Inspector of Legal Metrology (as revised by the Finance Department) were proposed.
- XI. Administrative approval has been accorded in favour of Webel Technology Limited for developing software for the computerization of all works for enforcement of legal metrology act. The project is expected to be launched in 2016-17. Presently field officers are using GRIPS as channel for non-tax revenue deposit.

4.8 Directorate of Consumer Affairs & Fair Business Practices

Consumer Awareness programmes were organized through seminars, camps, magic shows, folk songs, workshops, quiz contests and also through hoardings, display of banners, plying of tableaux, installation of stalls in fairs, telecast of messages through T.Vs, display of messages through T.V. installed at all 23 Metro Stations and advertising in the leading newspapers. Growth in the number of activities of the Directorate can be enumerated with the help of the following table.

Table No.4.5
Growth in the number of activities between 2012-13 to 2016-17

Financial Year	Number of Activities
2012-13	15253
2013-14	18831
2014-15	26665
2015-16	33682
2016-17 (upto November, 2016)	15704

Source: Department of Consumer Affairs

Special consumer awareness programmes during important festivals viz. Durga Puja, Kali Puja, Jagadhatri Puja, Saraswati Puja & Id were organized throughout the State of West Bengal. Awareness messages both on Consumer Protection and WBRTPS Act, 2013 were displayed in 1226 Durga Puja pandals, 602 Kali Puja Pandals, 170 Jagadhatri Puja Pandals. Installation of stalls at Puja Pandals, display of banners, plying of tableaus, leaflet distribution, sit & draw competition, quiz, poster & slogan competitions were also organised in the financial year 2016-17. Folk songs, Baul songs, Chhow dances, Gambhira and Street Dramas on consumer protection related issues were organized throughout the State by the Regional Offices during the festive season.

Kreta Suraksha Mela, 2016:- In this financial year, this Department organized Kreta Suraksha Mela, 2016 which was held at Netaji Indoor Stadium, Kolkata from 15/09/2016 to 17/09/2016. Apart from onspot counselling, the facility of online filing of complaints through our web portal (www.wbconsumers.gov.in) was opened in our stall in the Mela. A total of 90 stalls were there in the Mela where different government organizations also participated during mela period.

Toll free consumer helpline (1800 345 2808) has been introduced. The numbers of phone calls for counselling through this toll free number, since its inception, are as follows:

Table No. 4.6
Progress of Counseling through toll free numbers

Financial Year	Number of Phone Calls
2012-13	7923
2013-14	10521
2014-15	11892
2015-16	9288
2016-17(upto November, 2016)	4773

Source: Department of Consumer Affairs

Website (www.wbconsumers.gov.in) of the Consumer Affairs Department has been revamped. All the information is now available in this website. The aggrieved consumers can lodge their complaints online through this portal.

10,742 aggrieved consumers got redressal in their favour through the pre-litigation Alternative Disputes Redressal Mechanism. How redressal of complaints through mediation is being done in a progressive way since 2012 can be shown in the following table.

Table No. 4.7
Progress of Redressal of complaints through mediation

Financial Year	Complaints Received	Complaints Redressed
2012-13	4677	1885
2013-14	7456	2674
2014-15	7818	2991
2015-16	6990	1993
2016-17 (upto Nov,16)	5028	1199

Source: Department of Consumer Affairs

During the year 2016 – 2017 (up to November, 2016), Central Grievance Cell of Consumer Affairs Department received 4811 complaints including 2649 e-mail complaints. Out of the above, 891 complaints were not maintainable under the C.P. Act, 1986 (as amended). 21 complaints were forwarded to different Regional Offices of the Directorate of CA & FBP and other Government Offices. Complainants in 95 complaints were instantly advised to file statutory complaint cases at Consumer Forum / Commission. 3804 complaints were taken for grievance redressal through the process of pre litigation mediation. Out of these 3804 complaints, 2438 were redressed in favour of the complainants. 367 complaints were dropped and 999 complaints are under process. Out of the 3804 complaints taken for redressal, 2662 complaints have been addressed through either e-mail or over phone. Moreover, counselling has also been made by the Central Grievance Cell since 15.06.2015. The total no. of counselling during 2016-17 was estimated to be 4018 (up to November, 2016).

Consumer Assistance Bureau:- To facilitate filing of complaints in appropriate Forum for redressal of grievances of aggrieved consumers and to take up responsibility on behalf of aggrieved consumers by initiating dispute redressal process upto final disposal of disputes in the appropriate District Forum/State or National Commission, this Department has initially established 10 Consumer Assistance Bureaus in Kolkata, Howrah, 24 Parganas (North), Durgapur and Siliguri out of which 6 are functioning properly. In this year, 18 new Consumer Assistance Bureaus are likely to be started to help the aggrieved consumers in lodging their complaints.

Composite Building: - For providing with all necessary infrastructure for effective functioning of 3 (three) wings of the Department; an integrated office building has been planned in each district. Department has planned to construct the integrated building in the district where land is available.

Additional Regional Offices:- The Department presently has 28 Regional Offices in the Directorate of the Consumer Affairs & Fair Business Practices to protect the interests of the consumers, make them aware of their rights and remedies available under the acts and redress their grievances through the process of pre-litigation mediation. Department has decided to create 8 more Regional Offices in the State for better service of the consumers.

Adopting the slogan 'Catch them Young':-The Department has opened 840 new Consumer Clubs in schools and colleges in all the districts which will function as the torch-bearers of consumer awareness and protection. The Directorate also intends to guide their activities more comprehensively.

Financial Achievement:

Expenditure for last Five years towards different heads are shown in the following table.

Table No.4.8
Receipts and Expenditure in different Heads over the years

SP Head	2012-13 (Rs. in crore)	2013-14 (Rs. in crore)	2014-15 (Rs. in crore)	2015-16 (Rs. in crore)	2016-17 (Rs. in crore) (up to 09-12-2016)
Allotment	5.35	9.30	12.80	17.00	14.63
Expenditure	4.02	8.75	10.84	16.37	14.63
% Utilized	75.14%	94.05%	84.68%	96.28%	100%
NP Head	2012-13 (Rs. in crore)	2013-14 (Rs. in crore)	2014-15 (Rs. in crore)	2015-16 (Rs. in crore)	2016-17 (Rs. in crore) (up to 09-12-2016)
Allotment	--	--	--	5.73	4.19
Expenditure	--	--	--	5.59	4.19
% Utilized	---	---	---	97.57%	100%

Source: Department of Consumer Affairs

4.9 The West Bengal Right to Public Services Act, 2013

- I. The West Bengal Right to Public Services Act, 2013 has come into force with effect from 3rd October, 2013.
- II. W.B.R.T.P.S. Commission has been set up for enactment of the various provisions of the Act.
- III. This Act has provided a legal right to a citizen of West Bengal to obtain notified public services within a specific time-frame.
- IV. The Consumer Affairs Department is the Nodal Department in respect of this Act.
- V. A separate, dedicated website (www.publicservicesright.in) has been launched for this purpose.
- VI. So far, 23 Departments have issued Notifications under this Act specifying the Services, Stipulated Time Limit, Designated Officer, Appellate Officer and Reviewing Officer.
- VII. A large number of services have come under the purview of this Act, like issue of SC, ST, OBC Certificate, certificate for Physically Handicapped, Janani Suraksha Yojana, Scholarships under Kanyashree Prakalpa, issue of new Ration Cards, Duplicate Ration Card, change of address in Ration Cards, Birth Certificates, Death Certificates, rectification of Admit Cards/ Mark Sheets, issue of Duplicate Mark Sheet, availability of ROR copies, Driving License, etc.
- VIII. Publicity on W.B.R.T.P.S Act, 2013 were organized through Advertisement in different media like newspapers, All India Radio, F.M. Radio Channels, different T.V. Channels, display of hoardings at different conspicuous places, distribution of leaflets/booklets amongst people.
- IX. Chief Commissioner of the W.B.R.T.P.S. Commission has been appointed. One Commissioner (out of the two posts of Commissioners) has also been appointed. Office of the W.B.R.T.P.S.

Commission has been housed temporarily at the 4th floor of Kreta Suraksha Bhawan and has started functioning.

- X. A Review meeting on W.B.R.T.P.S was held on 17-08-2016 with Nodal Officers. of all 23 Departments.
- XI. Administrative Training Institute is imparting training on capacity building programme for implementation of W.B.R.T.P.S. Act, 2013 to different Departments for the purpose of which Rs. 10.00 lakh has been allotted.
- XII. Rs. 3.00 lakh each has been allotted to 22 Departments in the financial year 2015-16 and Rs. 3.00 lakh each to 23 Departments in the financial year 2016-17 for printing of Form-I, Erection of Notice Board on W.B.R.T.P.S. in the Office of Designated Officer, training of Designated Officer and supporting staff, awareness, procurement of computers and peripherals, etc. for implementation of W.B.R.T.P.S. Act, 2013.

Table No.4.9

Budget Provision and Actual Expenditure on implementation of WBRTPS Act

Financial Year	Budget Provision (Rs. in crore)	Actual Expenditure (Rs. in crore)	% Spent
2014-15	5.09	4.80	94.29
2015-16	7.47	6.32	84.67
2016-17 (up to Dec,16)	8.00	2.68	33.54

Source: Department of Consumer Affairs



Chapter 5

Education

School Education

Madrasah Education

Higher Education, Science & Technology and Biotechnology

Technical Education, Training and Skill Development

Mass Education Extension and Library Services

School Education

5.1 Introduction

The State of West Bengal has embarked on significant reforms in the education sector with increased public investment to ensure access, equity and quality in education, with community involvement. In the State, general education system is divided into different levels such as pre-primary level, primary level, upper primary, secondary education, and higher secondary education. The School Education Department is responsible for implementation of West Bengal Government's vision and mission in primary, upper primary, secondary and higher secondary education. The Department as the nodal body has nine distinct entities which look after various aspects of school education for the State. Some of the entities have specific tasks like conducting examination, text book/curriculum preparation (boards and councils), inspection (inspectorate), recruitment of teachers/staff (service commission), execution of projects and schemes (project office), preparation of teaching/training/research material (State Council of Education and Research). All the entities also have the regular budgeting, auditing, recognition/affiliation/up-gradation of schools, legal affairs and other employee related HR activities.

5.2 Activities

Strategies undertaken by the School Education Department in order to universalize the School Education from Primary to Higher Secondary level are as follows:

- I. Universal access.
- II. To ensure enrolment at the higher secondary level of all students who pass secondary level
- III. To ensure enrolment of the 100% girls students specially the girls coming from backward, reserved and minority communities.
- IV. To reduce dropout rates by improving retention rate.
- V. To ensure separate toilets for girls and boys.
- VI. To ensure drinking water facility and water for other use.
- VII. To ensure quality of education with the help of teaching, learning materials and aids.
- VIII. Recruitment of trained teachers and arrangement for training of all the existing teachers.
- IX. To ensure proper training of teachers in regard to child centric and participative teaching.
- X. To rationalize Pupil Teacher Ratio at the elementary level.
- XI. Encourage Computer Education & Computer Literacy.
- XII. To equip all the Higher Secondary Schools with Library and Laboratory facilities.

5.3 Access: Establishment of New Primary and Upper Primary Schools

Following the norms of access to schools laid down in WB RTE Rules 2012, setting up of 887 number of new Primary Schools were already approved by MHRD, Gol by 2013-14, vis-à-vis recommendation for 759 number of schools till 31.03.2016. On the other hand, setting up of 5777 number of new Upper Primary schools were approved by MHRD, Gol by 2012-13, vis-à-vis recommendation for 5862 number of schools till 31.03.2016.

Quality

- I. All children deserve quality education. In the field of Elementary Education many new strategies and initiatives have been taken by the Govt. of West Bengal through Sarva Shiksha Abhiyan to bring about qualitative change in the system of education.
- II. The major challenges include that of providing adequate educational opportunities to each child. A new Curriculum has been formed in the light of NCF 2005 & RTE Act, 2009. The vision of the above said documents have been put into practice at the Elementary level since 2013.
- III. The Committee of Experts has also developed a design for Continuous & Comprehensive Evaluation (CCE) for elementary level children to understand progress of knowledge construction & their ability to apply the same.

Child Entitlements – The Rights Perspective: In conformity with the rights perspective mandated under the RTE Act, 2009, Free Text Books and 2 sets of Uniforms are provided to all the students at elementary level.

- I. **Text book** -At Primary level (Grades I to V) “Nationalized Text Books” are distributed to all students through the Directorate of School Education, West Bengal from State exchequer. However, Braille Books for Blind students & Large Print for Low vision students are provided from SSA.
- II. In case of Upper Primary level (Grades VI to VIII) “Free Text Books” are given to the all students (including Braille Books and Large print Books for Blind children and Low vision children respectively) through SSA during 2015 -16 (@ Rs. 250/- per child).
- III. **Uniform** - Two sets of School uniform is provided to all girls & boys belonging to SC/ ST/ BPL families from SSA (@ Rs.400/- per student).
- IV. However, the boys belonging to other than SC/ST/BPL families are not covered under SSA; but those children are also provided with 2 sets of Uniforms out of the fund sanctioned by the State Government.
- V. State Govt. has decided to involve the Self Help Groups for supply of Uniform to all school going students of Grade I to VIII enrolled in Government/ Government Sponsored/ Government Aided/ Schools & Madrasahs.

Annual Grants : Two annual grants viz., School Grant & Maintenance Grant is provided to all Government Schools / Government Sponsored Schools / Madrasahs including SSKs & MSKs under Panchayat & Rural Development.

- I. **School grant** is provided from SSA (@ Rs. 5000/- per primary school and @ Rs. 7000/- per upper primary school) for the replacement of non-functional school equipment and for incurring other recurring cost, such as play material, games, sports equipment, consumables etc.
- II. **Maintenance Grant** is provided from SSA (Schools with \leq 3 Classrooms @ Rs.5000/- per School and Schools with $>$ 3 Classrooms @ Rs.10000/- per School) for annual maintenance and repair of existing school building and other facilities to up keep the infrastructure in a good condition. It is allowed only for those schools which have existing buildings of their own.

In-Service Training of Teachers : After introduction of new Text books and the Peacock Model of Continuous and Comprehensive Evaluation (*CCE*) method for elementary level children developed by the Committee of Experts, School Education, West Bengal, in-service training of teachers at upper primary level on these two aspects were given priority.

- I. Expert Committee developed the training modules on “*CCE* with Subjects of Bengali, English, History and Geography” at Upper Primary level. Training on *CCE* with Science and Mathematics subjects were conducted in 2014-15. During 2015-16, target was to train subject teachers of Bengali, English, History and Geography. For this purpose, working teachers from all the districts were selected to act as “District Resource Persons” (*DRPs*) by the *WBBSE*. Master Trainers of Expert Committee were involved in training of “District Resource Persons” (*DRPs*) at State level in 3-day residential training camps organized at Extension Training Centre, Rajarhat, North 24 Parganas.
- II. *DRPs* in turn trained “Circle Resource Persons” (*CRPs*) @ 3 teachers per circle at district level. The *CRPs* ultimately trained the upper Primary school teachers (Bengali, English & History) at Circle level in 2-day non-residential training camps.
- III. In 2015-16, 178 number of *DRPs* at Primary level, 187 number of *DRPs* at Upper Primary level, 76963 number of *CLRCs* at Primary level and 65672 *CLRCs* at Upper Primary level were trained. However, some of the districts could not complete all the targeted trainings due to “Model Code of Conduct” enforced in view of the West Bengal Legislative Assembly Elections from March, 2016.

Professional Training of Un-trained Teachers : About 14082 regular primary teachers and 40995 Para teachers and teachers in SSKs & MSKs have been enrolled with West Bengal Council of Rabindra Open Schooling for up gradation of their required academic qualification as per NCTE norms. For acquiring professional qualification, West Bengal Board of Primary Education and Netaji Subhash Open University are conducting D. El. Ed. and B. Ed. Courses on ODL mode for Primary and Upper Primary teachers respectively. All these courses are duly approved by NCTE.

At Primary level : Following courses for obtaining professional qualification by primary teachers have been completed / are being conducted:

- I. 1-year Bridge Course training through ODL mode for 21937 primary regular teachers, who possessed 1-year Primary Teachers Training certificate, was completed in 2014 .
- II. 2-year D. El. Ed. Course training through ODL mode for 49277 primary regular untrained teachers was also completed in 2015.
- III. 6-months Bridge Course for Primary Teachers having B. Ed. degree has also been completed by 2891 teachers as per NCTE norms and approval.
- IV. Another batch of 17836 newly recruited regular primary teachers are enrolled in 2-year D. El. Ed. Course through ODL mode. They are continuing with their 2nd year of the course.
- V. Further, approval from NCTE has been received for conducting 2-year D. El. Ed. Course in ODL mode for 1,07,046 untrained teachers including Para Teachers and Sahayikas / Samprasarakas (teachers) in SSKs & MSKs. On-line registration for Para Teachers has been started. West Bengal Board of Primary Education is Nodal Agency for implementing this training programme.

At Upper Primary level : As per approval of *NCTE*, Netaji Subhas Open University (NSOU) conducted 2-year B. Ed. Course through ODL mode for untrained Upper Primary teachers. Through this programme, 27911 regular Upper Primary Teachers have completed 2-year B.Ed. course. Result of the final examination has been published and they have been awarded the degree.

5.4 Early Grades Reading and Numeracy (EGRaN)

With a view to ensure early grade reading and numeracy skills for children, the State Government introduced the "**Early Grades Reading and Numeracy (EGRaN)**" Programme for grades I and II in 6862 primary schools, against target of 7000 schools of the State in 2014-15. In continuation, the programme has been up-scaled in further about 14705 primary schools during 2015-16 against the target of 15000 schools.

Implementation

- I. **Teachers' Manual & Early Reading Pedagogy :** The training module cum teachers hand book, named "Pratham O Ditiya Srenite Pathan O Ganitik Dakshata Bikase Akti Prayas" has been revised on the basis of feed-back from the stake-holders and a chapter on improving writing skill of students have been introduced.
- II. **Schools :** Districts have selected schools for expansion in 2015-16 in a way to first cover all the schools of the CLRCs partially covered in 2014-15 and then to select about 40 schools from new CLRCs. In this way, 14705 new schools have been selected for introduction of the programme in 2015-16.
- III. **Training of District Level Resource Group :** At State level, 3 Regional Residential Training Camps for 5 (five) days each were organized to train further 178 selected primary school teachers and Siksha Bandhus (in addition to the 110 DLRG members trained in 2014-15) from the districts with the support of UNICEF and its technical partner Pratham Education Foundation. The training schedule included hands on training in primary schools for 3 days. The DLRG members were supplied with one Micro SD Card (supported by UNICEF) each containing the videos developed on EGRaN programme for use in their smart-phones. These trained people constitute the "District Level Resource Group" (DLRG).
- IV. 1692 Siksha Bandhus (against the target of 2243) were trained by the DLRG members at district level in 5-day residential training camps. These trained Siksha Bandhus are to provide academic support to the teachers in implementation of EGRaN in the selected schools.
- V. **Training of Teachers :** The members of the DLRG conducted the following training of teachers at CLRC level:
 1. Trained about 28000 primary school teachers (two from each of the newly selected schools) in 3-day non-residential training camps organized at CLRC level.
 2. Trained about 6500 primary school teachers, one each from the schools covered in 2014-15 at CLRC level, in addition to one teacher already trained in 2014-15.
- VI. **Supplementary TLMS on EGRaN :** With a view to implement EGRaN successfully, TLMs (cards, charts, etc.) were procured out of approved "Learning Enhancement Programme" (LEP) funds (though the amount was too meagre) and were supplied to the selected EGRaN schools.

To inculcate the habit of reading and writing among primary grade children, their own wall magazine plays a very positive and motivating role for them. When children see their writings / drawings displayed in the school premises, they become enthusiastic and compete for doing more such work. It allows for an environment in which there is a seamless transition between the world of oral and written language.

During the last month of every academic year and preferably before the last summative evaluation, a Mela / Exhibition is to be organized in each of these primary schools and all the parents, teachers from nearby schools, children & workers of adjacent ICDS centres, members of *MTA / VEC / SMC / PRI*, and local Educational Administrators (School Inspectors) shall be invited to this Mela. Following activities shall be conducted there:

- I. Displaying of all the 32 Wall Magazines.
- II. Story reading / Story telling / Recitation by the children,
- III. Enactment of stories by single child / group of children
- IV. Story telling / reading by community members / parents / guests
- V. Activities on Numeracy by the children like- number tricks, guessing of height / weight / length, coin & currency counting, etc
- VI. Special menu in Mid-day Meal may be arranged for the children on the day with additional community contribution.

During the year 2015-16, each of these primary schools were granted an amount of Rs.500/= (five hundred) only to procure the items (art paper, gum, cello-tape, etc.) required for this purpose.

Training of SIs of Schools : Sub-inspector of Schools, posted in Circles, act as the “Circle Project Coordinators” (CPC) at the grass-root level. With a view to improve their understanding of quality education related activities, and as per approval in the AWP&B 2015-16, 2-day regional level orientation programme were organized in Birbhum, Jalpaiguri, Malda and South 24 Parganas covering CPCs from 15 districts and 289 CPCs attended the said programme. In these programme, they were oriented on the issues of Utkarsha Abhijan, EGRaN, Quality Monitoring Tools along with issues of school inspection and monitoring. All the targeted CPCs could not be covered due to declaration of WBLA Elections in March, 2016.

Computer Aided Learning (CAL) : In AWP&B 2015-16, there was an approved outlay of Rs.107.01 lakh for Computer Aided Learning (*CAL*) programme. These following activities had been conducted under CAL in 2015-16.

- I. One day HM Orientation held at 4 Regional Science Centres of BITM i.e., Kolkata, Burdwan, Purulia & North Bengal covering all the HMs from the selected CAL schools from 2010-11 to 2013-14.
- II. 5-day teachers training from approved 21 schools of 6 districts held at BITM, Kolkata.

CAL hardware installation in schools: 4 no. of Desktop computers along with UPS, 4 no. of Speaker system, 2 no. of LCD projector, 1 headphone were provided in each of the 21 CAL schools in 2015-16.

5.5 Major initiatives undertaken during 2016-17(till December,2016)

Initiatives undertaken during 2016-17 are listed below-

- I. **Up-gradation of Schools** : In 2016-17, 135 schools were upgraded from Upper Primary to High & Higher Secondary against the Target of 137. In 2015-16, 191 Jr. High schools were upgraded to Secondary schools, while 192 Secondary schools were upgraded to Higher Secondary schools. Year wise status of up gradation is shown below in the Table.

Table No. 5.1
Status of Up gradation of Schools in West Bengal

Year	Junior High to Secondary	Secondary to Higher Secondary
2013-14	81	500
2014-15	107	218
2015-16	191	192

Source : Department of School Education.

- II. **Sanction of New Schools**: In 2016-17, 14 new primary schools and 21 new upper primary schools have been sanctioned. 199 new primary schools and 71 new upper primary schools were constructed. Year wise status is shown below :

Table No.5.2
Status of Setting up of New Schools in West Bengal

Sanction of New School		
Year	Primary	Upper Primary
2013-14	175	637
2014-15	221	397
2015-16	75	174

Source : Department of School Education.

- III. In 2016-17, NOC issued to 96 private schools.

Laboratory and Laboratory Grant: Schools have been sanctioned Rs. 2 lakh each as Laboratory and Library grant. Year wise status is shown below in the box.

Library and Laboratory Grant

Year	Amount of Fund released	No. of Schools
2013-14	Laboratory : Rs.46.44 crore Library : Rs .5.00 crore	Laboratory Grant: 2399 Library Grant: 1000
2014-15	Laboratory : Rs. 5.94 crore Library : Rs .2.84 crore	Laboratory Grant: 554 Library Grant: 482
2015-16	Laboratory : Rs. 4.00 crore Library : Rs .1.72 crore	Laboratory Grant: 312 Library Grant: 343
2016-17	Laboratory : Rs. 1.91 crore Library : Rs .1.43 crore	Laboratory Grant: 114 Library Grant: 286

IV. In 2015-16, black school shoes were distributed to more than 50 lakh students and school uniforms were provided to 20.79 lakh students. Sports items like Single Long Slide, Standard Swing and Standard See Saw have been supplied to 200 primary schools.

V. ***Infrastructure development***

- a. In 2016-17, construction work of 28 Model schools have been completed. Construction work in 16 locations is in progress. Construction of 2265 no. of Additional classrooms were completed in 2016-17.
- b. In 2015-16, electricity connections along with internal fittings like wiring and installing lights and fans have been provided to 16,477 Non-electrified schools. Rs. 104 crore was utilised for the purpose.
- c. In 2016-17, construction of 1500 no. of additional toilets for students were completed and drinking water facility was provided to 74 schools.
- d. In 2015-16, an amount of Rs.50,000/- was sanctioned to each of 3875 Govt./Govt. Sponsored Secondary/Higher Secondary schools having managing committee and Rs.15 lakh was sanctioned to each of 86 schools for infrastructure development; Rs 19.38 crore was released for the purpose and Rs.17.16 crore was released in 2016-17 for the purpose.

Mid-day Meal : 71 lakh students in primary schools and 45 lakh students in upper primary schools were covered under mid-day meal scheme. 350 number of kitchen cum store along with 350 kitchen sheds and 959 dining halls were constructed during 2016-17. Utensils were also procured and provided to 71.40 lakh students, covered under mid day meal scheme.

BRGF : Construction work of 105 Girl's Hostel, 40 new Integrated School Building with hostels, and 11 *PTTIs* in 11 Backward Districts have been initiated under the project. Till November, 2016, construction work of 25 new integrated school buildings with hostels, 8 *PTTI* and 105 Girl's hostel have been completed and that of 15 new integrated school buildings and 3 *PTTIs* is in progress. An amount of Rs.15.16 crore was released in 2016-17 and an amount of Rs.100 crore was released in 2015-16 for the purpose. Construction of 34 Girl's hostels in 3 Left Wing Extremists affected Districts (Paschim Medinipur-17, Bankura-9, Purulia-8) have been completed and made functional.

Model Schools in Educationally Backward Blocks: Out of 53 Model Schools to be constructed for class VI-XII (English Medium), construction work of 37 schools has been completed and out of that 19 schools have been made operational. Guest teachers have been appointed until recruitment of regular teacher is done. Construction work of 16 more model schools is in progress. In 2016-17 an amount of Rs 53.52 crore was released for the purpose.

5.6 Utkarsha Abhijan 2015

In order to monitor improvement in children's learning levels and to periodically assess the health of the government education system as a whole, the Paschim Banga Sarva Shiksha Mission (*PBSSM*) has been conducting learner's assessments in over the years. The last three years State Level Achievement Surveys (*SLAS*) has been conducted in the form of Utkarsha Abhijan (UA). UA reports bring out State, district and *CLRC* level situation (it covers all the *CLRCs*) in learning achievements, and also help in

identifying the efficiency of schools in imparting quality education. Moreover school specific analysis can also be taken up at the CLRC level taken up by the respective SIs.

The UA 2015 was conducted in the academic year 2015 among 21% Government primary schools covering grades 3 (primary) and 8 (upper primary). The Abhijan was conducted in two phases, the assessment for primary school assessment phase was conducted from 8th to 18th December, 2015, and upper primary school assessment phase was conducted from 5th to 15th January, 2015.

Table No.5.3
The coverage for the Assessment under Utkarsh Abhijan, 2015

Coverage UA - 2015		Districts	Circles	Schools	Learners
Grade 3	Number	20	685	9686	100328
	Per cent	95	95	19	11
Grade 7	Number	20	689	2910	74236
	Per cent	95	95	24	5

Source : Department of School Education.

Findings for Grade 3 : Overall learning achievements showed a mean score of 21 in Language and 27 in Mathematics among learners assessed at the end of grade 3. Thus learners showed comparatively higher scores in Mathematics. The location wise learning achievement suggests higher achievements for learners from the Urban areas in Language. In Mathematics learners from the rural and the urban areas had uniform achievement i.e., 68%.

In order to understand the distribution of learners achievement, analysis of learners score distribution in the different score categories were: In Language majority learners (70 per cent) scored in the range 26 per cent – 75 per cent, further it emerged that comparatively higher percent of learners (38 per cent) are found to be in the 51 per cent – 75 per cent achievement range.

In Mathematics majority learners (73 per cent) scored in the mean score range above 51 – 75 per cent, out of which 43 per cent learner's scored in the range 76 per cent – 100 per cent. School wise achievement is shown below in the box.

Distribution of Primary Schools by their average scores					
Achievement range		Below 25 per cent	26 – 50 per cent	51 – 75 per cent	76 – 100 per cent
Language	No.	757	3719	4331	879
	Per cent	8	38	45	9
Mathematics	No.	373	1700	3809	3798
	Per cent	4	18	39	39

Findings for Grade 7: Overall learning achievements showed a mean score of 16 in Language, 18 in EVS and 16 in Mathematics among learners assessed at the end of grade 7. Compared to the Grade 6 assessment conducted in 2014, learners at grade 7 showed relatively lower scores, in Language and EVS, though scores in Mathematics was higher in UA-2015. The location wise learning achievement

showed higher learning achievements among learners in the urban areas in all the subjects assessed, i.e. Language, EVS and Mathematics.

Overall Scores	Subjects		
	Bengali	EVS	Mathematics
UA 2015 Mean score	16.31	17.84	15.81
UA - 2015 (GRADE 7)	41 per cent	45 per cent	40 per cent

How learners scored : Learners distribution in the different score categories were as depicted in the corresponding table; In Language majority learners (67%) scored in the middle range 26% - 75%, similarly in EVS 76% scored in the middle range too, but in Mathematics large number of learners (67%) scored below 50%, out of which 48% learners achieved below 25%.

How schools scored : The school wise average scores for learners were less than 25 per cent in 414 (14 per cent) schools in language and 177 (6 per cent) schools in EVS, and 759 (26 per cent) schools in Mathematics. The number of schools with average scores below 75 per cent is comparatively less in all subjects assessed, i.e., 2 per cent in language, 7 per cent in EVS and 10 per cent in Mathematics. The percentage distribution of schools are shown below in the box.

GRADE 7	Below 25 per cent	26 – 50 per cent	51 – 75 per cent	76 – 100 per cent
Bengali	6797	9117	7384	1587
	27 per cent	37 per cent	30 per cent	6 per cent
EVS	3901	11940	6905	1944
	16 per cent	48 per cent	28 per cent	8 per cent
Mathematics	10609	5802	4308	3942
	43 per cent	24 per cent	17 per cent	16 per cent

In addition to the above, analysis was also taken up for performance of learners in each competency. These analyses have clearly brought out the areas where learners perform lowly leading to the lowered average scores. These analyses have called for continuous brain storming sessions with state and local level education administrators, who can ensure better teaching learning at the school level.

Efforts have been made to share the findings with academics, resource persons from the Expert Committee on Education and NGO partners to further strategize for more focused interventions that contribute towards reducing the learning gaps and further strengthening quality education to meet the common goal of reaching quality education system as envisioned through the RTE act, 2009.

5.7 Intervention for the Children with Special Needs (CWSN) (Inclusive Education)

SSA has adopted a more expansive and a broad-based understanding of the concept of inclusion, wherein a multi-option model of educating CWSN is being implemented. The dual objective of embracing this model is to bring more CWSN under the umbrella of SSA and to provide to CWSN appropriate need

based skills, be it vocational, functional literacy or simply activities of daily living. Further, an attempt is being made to provide these skills in the most appropriate learning environment. Progress of *CWSN* in 2015-16 are shown below:

Identified CWSN			CWSN enrolled in schools		
Boys	Girls	Total	Boys	Girls	Total
109011	83904	192915	89568	68379	157947

- I. 157947 *CWSN* enrolled in schools, 15816 *CWSN* covered through *HBE* and 6628 *CWSN* covered through *SRP*
- II. 637 assessment camps conducted and 8705 *CWSN* given assistive devices
- III. 1635 resource rooms functional with 56037 *CWSN*
- IV. 1268 RPs in place for *CWSN*
- V. 111 *CWSN* girls (1.49 per cent) enrolled in *KGBVs*
- VI. 10622 teachers have been given 3 – 5 day specific training in IE/barrier free environment in schools
- VII. 14071 (5.39 per cent of total teachers) teachers trained on curricular adaptations
- VIII. 33.84 per cent *CWSN* have *IEPs*
- IX. 56.75 per cent schools have *CWSN* enrolled them
- X. 89.90 per cent *CWSN* given Braille and large print books
- XI. 1175 RPs trained on *ICT* tools and usage
- XII. 265 *CWSN* given surgery ,20571 *CWSN* given therapy support,56813 *CWSN* given transport support,33795 *CWSN* given escort support
- XIII. Convergence with *RMSA* in assessment camps and World Disability Day celebration
- XIV. Parental awareness programmes conducted.
- XV. World Disability Day celebrated.

Total Number of Schools in the State with *CWSN* Enrolment

No. of Schools with 1-5 <i>CWSN</i>	No. of Schools with 6-9 <i>CWSN</i>	No. of Schools with 10 & above <i>CWSN</i>	Total
40659	4096	2056	46811

Status of orientation of regular teachers and parents of *CWSN*

Number of Teachers (Pry) oriented on Curriculum adaption for <i>CWSN</i>	Number of Teachers oriented on promotion of barrier free environment in schools	Number of Parents of <i>CWSN</i> have oriented on home based education
14071	10622	8618

5.8 Kasturba Gandhi Balika Vidyalaya (KGBV)

Category-wise Enrolment Status in KGBVs in the Academic year 2015-16

West Bengal	No. of KGBVs Sanctioned	Capacity	Total KGBV Enrolment	SC	ST	Muslim	OBC	BPL
Total	92	7500	7471	2290	2107	1687	780	607

- I. **Organization of Sports meet & Cultural exchange in KGBVs** : To promote Sports & Cultural activities among the borders of KGBVs a district level “Sports Meet to Cultural exchange programme” in KGBVs has been organized this year also in partnership with UNICEF. All 92 KGBVs in 13 districts of the state are covered under this activity and district level KGBV sports meet scheduled in 8 districts where some adjacent districts are clubbed together. The programme is hugely successful among student participants of KGBV hostels. This programme benefits maximum no of girls (who are covered in such activities) for their holistic development.
- II. **Best Practices in KGBVs in West Bengal** : Dishari-I, started in 2012, a training Programme for Wardens of KGBV & District Gender Coordinators for building life skills of the students in KGBVs to know themselves better and preparing themselves for their lives ahead. Thereafter in 2014 a slight modified attempt had been made in the module by blending Life Skills with vocational linkages and named as Dishari-II. Based on that module the training has also been done in 2015-16. The program was successful and the girls not only learnt some useful life skills, but also enjoyed themselves in the process of getting to know themselves better.

Community Mobilization, Participation and Decision Making in Schools

- I. **Information dissemination** : Information dissemination and community awareness campaigns have been undertaken to make communities aware of their rights and thus help them in participating with school administration effectively. Special awareness programmes have been undertaken specifically in Educationally Backward Blocks (EBBs) and Special Focus Districts (SFDs)
- II. **Updating of Child Register** : Updating of Child Register, through house to house survey, was undertaken during September, 2015.
- III. **Enrolment Drive Programme**: Enrolment Drive Programme was organized based on updated Child Register, involving all grass-root level functionaries. The identified Out of School Children were enrolled in age-appropriate class in neighborhood school.
- IV. **Observation of Kanyashree Day**:: Kanyashree Day was observed throughout the state.
- V. **Holding stalls in Mela premises** : Stalls were set up in different Mela premises and at regional festivals to propagate the messages of RTE.

5.9 Out of School Children and Special Training

During 2015-16 State had a target to cover 45029 out of School Children. Out of this, 31485 Children have been admitted in school (including *CWSN* through Home Based Education). 3504 Children have migrated out. Thus 10040 children were left uncovered. Further, 7493 Children were newly identified as out of school. Thus the total Out of School Children for the year 2016-17 is 17533.

Status of Out of the School Children in West Bengal

	Uncovered in 2015-16			Newly Identified in 2015-16			Total <i>OOSC</i> to be covered during 2016-17		
	Boys	Girls	Total	Boys	Girls	Total	Boys	Girls	Total
TOTAL	6739	3301	10040	4114	3379	7493	10853	6680	17533

Special Training during 2015-16 : Special Training to bring those Out of School Children at par with their peer groups in the class, is imparted through non-residential mode, by regular teachers, within the school premises for both Primary and Upper Primary during normal school hours. During 2015-16, 36270 number of children were imparted special training.

Status of Caste-wise Out of School Children

West Bengal	SC		ST		Muslim		Others		Total	
	Boys	Girls	Boys	Girls	Boys	Girls	Boys	Girls	Boys	Girls
TOTAL	2806	1918	1397	1087	4706	2495	1944	1180	10853	6680

Status of Mainstreaming during 2015-16: This Special Training helps a child in achieving the desired competency level required for the particular class the child is supposed to be in, within a time limit. When the child is at par with other children of his/her class, the support of special training is withdrawn and the child follows the regular classes and is then said to be mainstreamed. The status of children mainstreamed during 2015-16 is shown below-

West Bengal	No. of children mainstreamed during 2015-16								
	8 to 10			11 to 14			Grand Total (8 to 14)		
	Boys	Girls	Total	Boys	Girls	Total	Boys	Girls	Total
TOTAL	4258	3142	7400	11648	6220	17868	15906	9362	25268

5.10 Nirmal Vidyalaya Abhijan

The campaign aims at making schools safe, secured, clean and healthy place with equitable access to inclusive facilities and practices. The initiative is designed on the basis of UNICEF's WASH in School and Child Friendly School concepts with the following components:

- i. Nirmal Vidyalaya Saptaha-Weeklong school led hygiene drive
- ii. Capacity Building - Training of teachers and other stakeholders
- iii. Child Participation-Child Cabinet in schools
- iv. Community Outreach-School Led Total Sanitation

School Awards-Incentivizing good practices-*Nirmal Vidyalaya Puraskar* : Through the programme 'Nirmal Vidyalaya Abhiyan', participation of students has been ensured through organizing sit and draw competition on thematic issues related to safe drinking water, appropriate sanitation and adequate hygiene. A State wide Sit and Draw Competition was organized as one of the activities taken up by schools while observing Nirmal Vidyalaya Saptha 2015. The response to the competition was overwhelming where students of almost all the schools across the State have participated. This programme encouraged the participation of students through child cabinets. In this connection. 3 High schools and 3 primary schools were awarded the 'Jamini Roy Puraskar' for popularizing education on Wash and Aesthetics, 63 schools (42 primary and 21 upper primary / high) were awarded the 'Sishumitra Vidyalaya Puraskar' for creating child friendly environment in schools and 1452 schools were awarded at the district level with the Nirmal Vidyalaya Puraskar for maintenance of safety, security and cleanliness in schools.

Community Awareness Programmes in EBBs and SFDs : Awareness and sensitization camps on RTE / SSA activities, community meetings, training programmes, rallies, observation of important days, Gram Sabha meetings, parent-teachers meetings, SMC meetings, etc was organized in the EBBs and SFDs. These activities targeted the community members as well as educational administrators, SSA workers, Shiksha Bandhus, PRI members, Teachers, SMC and other community members, parents, Anganwadi workers, civil society organizations etc.

Residential Schools:

To cater these types of children 15 Residential units of Govt.-aided schools in Kolkata for deprived urban, shelter less and street children have been started in the year 2012. In the year 2015-16 another 11 hostels (10 in Kolkata & 1 in South 24 Parganas) have also been sanctioned. These hostels are being run by reputed NGOs in collaboration with the concerned school authority.

Number of schools with residential units	26
Total number of children to be accommodated	2600
Number of NGOs working in partnership	16

Enrolment Status of Residential Hostels

District	Operational		Enrolment Gender wise			Enrolment Social Category wise				
	No of Hostel	Enrolment	Boys	Girls	Total	SC	ST	Muslim	Others	Total
Kolkata	25	2010	897	1113	2010	1112	87	256	555	2010
South 24 Pgs	1	37	22	15	37	0	37	0	0	37

Incentive Scheme for Girl students of class IX to XII in West Bengal : Under the said scheme, the girl students of classes IX and XII, belonging to the BPL category and the students from the families, covered under the Labour Departments's P.F.Scheme for unorganised workers and of agricultural labourers are eligible for getting the said incentive. The rate of incentive is Rs.100/- per month per student irrespective

of all courses of study starting from IX to XII. Total no. of beneficiaries increased from 1.50 lakh in 2011-12 to 2.41 lakh in 2015-16. Status of the scheme for last three years is shown below-

Table No.5.4
Status of Incentive Scheme for Girl students of class IX to XII in West Bengal

Year	Total No. of beneficiaries	Total amount (@ Rs. 100 per student per month)
2013 - 14	99585	Rs.11.95 crore
2014 - 15	124054	Rs. 14.88 crore
2015 - 16	241224	Rs.28.95 crore

Source : Department of School Education.

5.11 Major Achievements

- I. West Bengal has a very large school education infrastructure. There are 83,000 Govt and Govt-aided schools with more than 15 million students. In addition, there are some 15,000 private schools. The Rabindra Mukta Vidyalaya takes care of open schooling needs of 1.5 lakh students. In order to cater to this huge student base, there are more than 4.4 lakh teachers, whose salaries are borne by the State Government.
- II. As a result of the successful implementation of the Sarva Siksha Abhiyan & the Rashtriya Madhyamik Siksha Abhiyan, the out-of-school children at the upper primary level, which were more than one lakh in 2014 have now been reduced to 8000. There is no habitation in the State without a school.
- III. Between 2012 and 2016, 761 new Primary Schools and 5,793 Upper Primary Schools have been established in the State. Special drives have been undertaken to encourage participation by students from the minorities, SC/ST, and children with special needs.
- IV. To encourage higher enrolment and retention rates, free uniforms are provided to students up till class VIII. Free text books are issued to students up to Class XII. A significant initiative in 2016 was the supply of school shoes to 50 lakh Primary School children across the State.
- V. In order to reduce the travel time to school, more than 30 lakh bicycles have been distributed during the last three years to students in classes IX to XII.
- VI. To encourage girls' education and prevention of early marriage, under the Kanyashree scheme, school-going girls of class VIII & above are being provided Rs. 750 per annum by the State Government. On the attainment of 18 years, the beneficiaries get Rs. 25,000/- each, provided they have pursued studies and remained unmarried.
- VII. Till the VIIIth standard free and hygienically cooked meals are being provided to 122 lakh children under the Mid Day Meal Scheme.
- VIII. Under the drive to improve the school infrastructure, the Government has taken up electrification, providing safe drinking water, and separate toilets for boys and girls under the Nirmal Vidyalaya Abhiyan. Computers have been provided in most secondary & higher secondary schools.

- IX. For children with special needs, aids and appliances like wheel chairs, hearing aids and artificial limbs are being provided to 1,47,000 children with special needs. Books in large print and Braille are being provided to students with visual handicaps. Children with special need are also being provided transport & escort allowance.
- X. 92 Kasturba Gandhi Balika Vidyalaya (KGBV) girls' hostels have been set up in the educationally-backward blocks for promoting retention of girls at the upper primary level. About 7,500 girls belonging to the SC, ST and OBC categories are benefitting from this scheme. In the remote areas of Bankura, Purulia & Paschim Medinipur, 34 fifty-bed girls hostels have recently been completed, bringing the total to 106 such hostels in the state. Under the Backward Regions Grant Fund, 40 integrated schools from classes 1 to 12 have been made functional.
- XI. The State Government has also undertaken the construction of 53 Model schools for classes 6 to 12.
- XII. West Bengal has achieved a healthy Pupil Teacher ratio of 22.86 at the primary and 44.04 at the upper primary level.
- XIII. To improve the quality of teaching, pre-service & in-service training of teachers at different levels have been scaled up for improvement of quality of teaching with special emphasis on Mathematics, Science and English. Teacher training is supervised by the State Council of Educational Research & Training.
- XIV. Since 2012, the curriculum & text books of classes from 1 to 12 have been revised by an expert committee.
- XV. Through the Utkarsh Abhiyan, the School Education Department undertakes regular assessment, to improve the students' learning achievements.
- XVI. To recognize the achievements of outstanding teachers at the school and college level, about 150 teachers are conferred the 'Shiksha Ratna' award by the State Government on Teacher's Day each year. The awards were accorded on 5th September, 2016. In 2016, meritorious Madhyamik and Higher Secondary students were felicitated in August.

5.12 Financial Achievement

The State Government spent an amount of Rs.16862.31 crore during 2016-17 in School Education sector. The year wise expenditure of School Education Department are shown below:

Table No.5.5

Expenditure Statement of School Education Department

(Rs. in crore)

Component	2014-15	2015-16	2016-17 (up to December)
State Plan	4355.72	4258.38	3428.55
Non-Plan	14416.80	13639.59	13433.76
Grand Total	18772.52	17897.96	16862.31

Source : Department of School Education.

Madrasah Education

5.13 Introduction

Since time immemorial, the rich culture of Islam in terms of its architectural excellence or its literary fineness contributes towards the formation a thriving edifying society in India. The cultural norms are being instilled by the Madaris since the Mughal Period of the sixteenth and seventeenth centuries. The present scenario is however distinctly different keeping in pace with the existing population growth and their current requirements of competitive outcomes. However, the present Madrasah Education System has been upgraded to the standard at par with the main stream education system in West Bengal. The present education management policy of West Bengal allows free mobility of the students between these two segments in conformity with their circumstantial abilities. There are two apex bodies of Madrasah Education System, namely, Directorate of Madrasah Education (*DME*) and West Bengal Board of Madrasah Education(*WBBME*) currently acting as policy implementing authorities in West Bengal. Their functional signatories are namely, Senior Madrasah Education System and High Madrasah Education System engaged in uplifting the overall standard of Madrasah Education System in West Bengal. They have also established their credibility in rural West Bengal and achieved accreditation by the State Government. The following table demonstrates the numbers of recognised Madrasahs in West Bengal.

Table No. 5.6
Recognised Madrasahs in West Bengal in the Year 2016

Sl. No.	Name of District	Number of Madrasahs					Total
		Jr. High	High	HS	Sr. (Fazil)	Sr. (Without Fazil)	
1	Alipurduar	01	00	03	00	00	04
2	Bankura	06	06	03	00	01	16
3	Birbhum	04	13	10	03	01	31
4	Burdwan	00	20	11	01	02	34
5	Coochbehar	00	15	06	01	01	23
6	Dakshin Dinajpur	03	05	07	03	01	19
7	Darjeeling	02	01	02	00	00	05
8	Hoogly	06	15	11	05	04	41
9	Howrah	05	08	17	02	01	33
10	Jalpaiguri	02	02	02	01	00	07
11	Kolkata	00	06	02	00	01	09
12	Malda	12	13	43	08	06	82
13	Murshidabad	39	15	41	13	03	111

Sl. No.	Name of District	Number of Madrasahs					Total
		Jr. High	High	HS	Sr. (Fazil)	Sr. (Without Fazil)	
14	Nadia	03	06	09	00	04	22
15	North 24 Parganas	06	08	20	11	06	51
16	Paschim Midnapore	04	06	07	01	02	20
17	Purba Midnapore	03	08	06	02	00	19
18	Purulia	00	01	03	01	00	05
19	South 24 Parganas	04	16	22	09	03	54
20	Uttar Dinajpur	09	02	13	05	00	29
Total		109	166	238	66	36	615

Source : Department of Minority Affairs & Madrasah Education

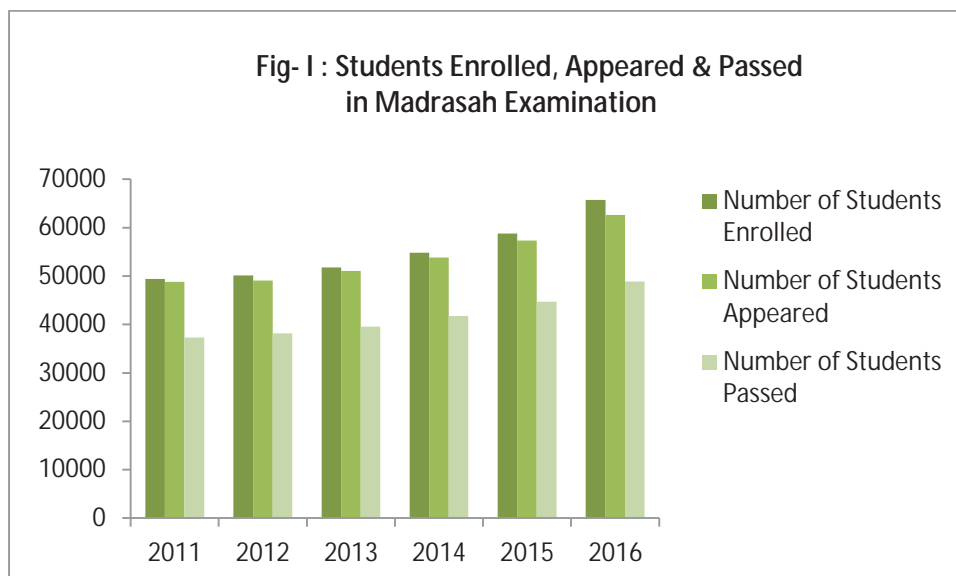
The West Bengal Board of Madrasah Education is entrusted with the overall responsibility of exerting control over these Madrasahs' policy making decisions. The Board periodically conducts three main examinations, namely, High Madrasah Examination (at the end of Class-X for the students of recognised High Madrasahs) ; Alim Examination (at the end of Class-X for the students of recognised Senior Madrasahs); Fazil Examination (at the end of Class-XII for the students of recognised Fazil Madrasahs).

Considerable increase in the number of Muslim children enrolled, appeared and passed over the years under the Madrasah Education System has only corroborated the fact of a noteworthy improvement which in coming years will leave an indelible impression in constituting a secular and superior mindset of future nation. The following table exhibits such a pattern of augmented rate.

Table No. 5.7
Students Enrolled, Appeared and Passed in Madrasah Examination

Year	Number of Students		
	Enrolled	Appeared	Passed
2011	49423	48812	37297
2012	50124	49064	38147
2013	51807	51041	39571
2014	54858	53808	41747
2015	58824	57321	44718
2016	65716	62610	48855

Source : Department of Minority Affairs & Madrasah Education



5.14 Educational Initiatives

Digital Literacy for Madrasah Students : Emphasis is given on teaching of English, Mathematics, other Science subjects etc. All the students of Madrasahs (from Class-VI onwards) are being provided basic knowledge of Computer operation and use of Internet. West Bengal is the only State in India in imparting digital literacy to around 4 lakh students. In the 1st Phase 1.7 lakh Madrasah students spread across 244 Madrasahs are being covered. Fund provided for the Phase- I is Rs. 26.64 crore. Till now 1,41,662 students have completed the course.

English Medium Madrasah : In order to fulfil the aspiration of Modern Education right from the beginning, a decision was taken to establish 14 English Medium Madrasahs, from the Pre-Primary level, at prominent location within the Districts and at Kolkata. 8 such Madrasahs at Nadia, North 24 Parganas, South 24 Parganas, Murshidabad, Hooghly, Burdwan, Kolkata and Coochbehar are being operational from this academic year. The approved amount for the construction of the Madrasahs is Rs. 97.72 crore, so far Rs. 47.25 crore has been released.

Bi-cycle Distribution : Rs. 62.67 crore has been sanctioned for providing Bi-cycles to 2,14,121 girl students of Madrasahs to encourage Higher Education among Girls . Government has universalised the scheme and from now on Bi-cycles will be provided to all students from class-IX to XII covering 40 lakh students of Schools and Madrasahs.

Hostels for Boys and Girls : 405 number of hostels for Minority Students (Boys-199 & Girls-206) has been sanctioned. Out of this in 209 number of hostels civil work has so far been completed and 94 hostels have become operational. An amount of Rs. 383 crore. has been sanctioned for this purpose and Rs. 307 crore has been released. For procurement of Furniture and Utensils in the Hostels, an amount of Rs. 11.89 lakh has sanctioned for each Hostel. Up until now Rs. 19.98 crore. has been released for 168 Hostels. Operation & Management Guidelines for 118 Madrasah attached Hostels have been finalised.

590 different Posts have been created for the Operation & Management of Madrasah attached Hostels. All the hostels once put into operation will benefit around 24,000 students.

Scholarships : Different types of Scholarships like Pre Matric, Post Matric, Merit cum Means, Talent Support Programme etc. amounting to Rs. 2351 crore has so far been released to 107.40 lakh Minority students in recent years. West Bengal stands first so far as fund sanctioning of awarding (i) Pre Matric & (ii) Post Matric Scholarships as reported by the Ministry of Minority Affairs, Government of India.

Maintenance Allowance for Minority Students : All Minority Students staying in Madrasah / School attached Hostels of MA & ME Department will get Rs.1000 per month for 10 months in a Financial Year as maintenance allowance which will likely to benefit 22,000 students when all 382 Hostels will become operational.

Table No. 5.8
Expenditure incurred for Development of Madrasah Education

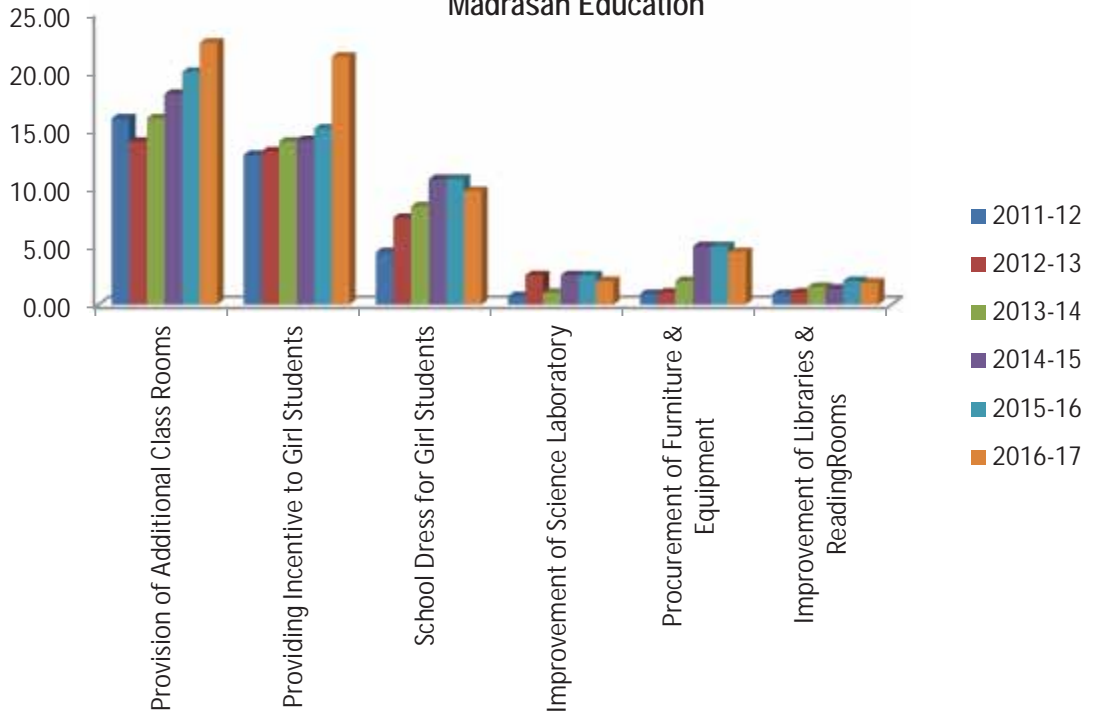
(Rs. in crore)

On Account of	In the Financial Year					
	2011-12	2012-13	2013-14	2014-15	2015-16	2016-17
Provision of Additional Class Rooms	16.00	14.00	16.00	18.10	20.00	22.50
Providing Incentive to Girl Students	12.85	13.15	14.00	14.14	15.13	21.31
School Dress for Girl Students	4.50	7.46	8.44	10.78	10.79	9.75
Improvement of Science Laboratory	0.70	2.50	1.00	2.50	2.50	2.00
Procurement of Furniture & Equipment	0.90	1.00	2.00	5.00	5.00	4.50
Improvement of Libraries & Reading Rooms	0.90	1.00	1.50	1.34	2.00	1.87

Source : Department of Minority Affairs & Madrasah Education

The enhancement of fund allocation under different portfolios relating to Madrasah education not only substantiates the willingness of the State to furthering the Madrasah Education but also attempts to universalize both the primary and secondary education system by creating a level playing field for all.

Fig- II Expenditure Incurred for Development of Madrasah Education



Higher Education, Science & Technology and Biotechnology

Higher Education

5.15 Introduction

Higher education plays a vital role in building up a knowledge based society of the 21st Century. West Bengal has always been a pioneering State in the field of higher education. It has witnessed many firsts, from multi-disciplinary colleges to women's education. It now enters a new era with a significant expansion of Higher Education. The State Government's emphasis is on four critical areas- Expansion, Equity, Excellence and Employability. It seeks to provide greater access to students from different sections of the society- SC/ST/OBC, female and differently abled students and strives to be more responsive to national and global need.

The Higher Education Department is a successor to the erstwhile Department of Education. The Department execute its activities through Directorate of Education, Directorate of Technical Education, Directorate of Technical Education and Training, Directorate of Medical Education and Directorate of State Achieves. The main functions of the Department are : "Promotion and regulation of higher education and cultural development including technical or specialized education in the State Universities and colleges including colleges providing instruction for courses of study leading to the degree of Bachelor of Education, and engineering and technological colleges and other institutions of higher learning, excluding the Bidhan Chandra Krishi Viswavidyalaya, the West Bengal University of Animal and Fishery Sciences and the West Bengal University of Juridical Sciences."

5.16 Major Achievements in Higher Education

The State Government has initiated a number of policy reforms along with a significant increase in public spending in higher education. With an aim towards expansion of higher education in the State, 15 new universities have been set up in the State during last five years. Of these, 7 are State aided and 8 are private and all the universities are operational.

West Bengal receives a steady influx of students from adjacent States for study and employment. To address the increasing demand for Higher Education, the State Government has encouraged private engineering and business management colleges. Thus, the State already has a legacy of India's finest Higher Education system with several centres of excellence.

Apart from these, 31 new Government colleges and 15 Government-aided colleges have been set up and are also made operational. A large number of Private colleges have also been set up in the State mostly in the field of Technical education. As per All India Survey On Higher Education (*AISHE*, 2014-15), 59 per cent colleges in West Bengal are financed by Private sector and 41 per cent colleges are financed by the Government; while All India trend shows that 77 per cent colleges are financed by Private sector and 23 per cent colleges are financed by the different State Governments. On the other hand, Government colleges in West Bengal occupy 65 per cent of total enrolment in the State, while looking at All India figure, percentage of enrolment seems to be less(33 per cent) in Government colleges in relation to that(67 per cent) in Private colleges.

5.17 Expansion

The rapid expansion in higher education, as a result of both public and private investment in the last four years is evident from the data captured by the All India Survey of Higher Education conducted by the Ministry of Human Resource Development, Government of India. Number of Higher education Institution in West Bengal has increased from 1211 in 2011-12 to 1437 in 2015-16 and it grew by almost 19 per cent.

Table No.5.9
Number of Higher Education Institutions in West Bengal

Institution Type	2011-12	2012-13	2013-14	2014-15	2015-16
University	26	26	27	31	34
College	947	998	1014	1083	1108
Polytechnic	85	92	100	110	118
Nursing	52	52	53	54	54
Teacher Training	81	84	89	97	100
Under Ministries	9	10	10	10	11
PGDM Institutions	11	11	12	12	12
Total	1211	1273	1305	1397	1437

Source: Department of Higher Education, Government of West Bengal

Rapid expansion in higher education in the State is a result of substantial increase in annual plan expenditure of Higher Education Department. Annual expenditure under Plan budget increased from Rs.111.74 crore in 2011-12 to Rs.459.42 crore in 2015-16. Annual Plan and Non-plan expenditure for the year 2014-15 and 2015-16 are shown below in the box.

Year	Annual Non-plan expenditure (Rs. in Crore)	Annual Plan expenditure(Rs. In Crore)
2014-15	2124.23	224.22
2015-16	2150.97	459.42

5.18 Enrolment

Total enrolment in Higher Education has risen significantly by 29 per cent during the last five years. Following Tables present information on Enrolment by caste and by sex in West Bengal and Enrolment by level in West Bengal. Female enrolment has increased by 39 per cent during the same period.

Table No. 5.10
Enrolment in Higher Education Institutions by Caste & by Sex in West Bengal

Year	Caste-Category											
	Total			SC			ST			OBC		
	Male	Female	Total	Male	Female	Total	Male	Female	Total	Male	Female	Total
2011-12	855873	641146	1497019	140341	100580	240921	24902	17874	42776	44381	32673	77054
2012-13	939674	719313	1658987	161146	115080	276226	28120	20394	48514	58799	39583	98382
2013-14	984800	781155	1765955	180210	134524	314734	32625	24923	57548	76474	56710	133184
2014-15	1048746	852200	1900946	193167	148444	341611	36343	27738	64081	95886	70605	166491
2015-16	1046849	879637	1926486	189672	152953	342625	33674	28729	62403	118564	95035	213599

Source: Department of Higher Education, Government of West Bengal

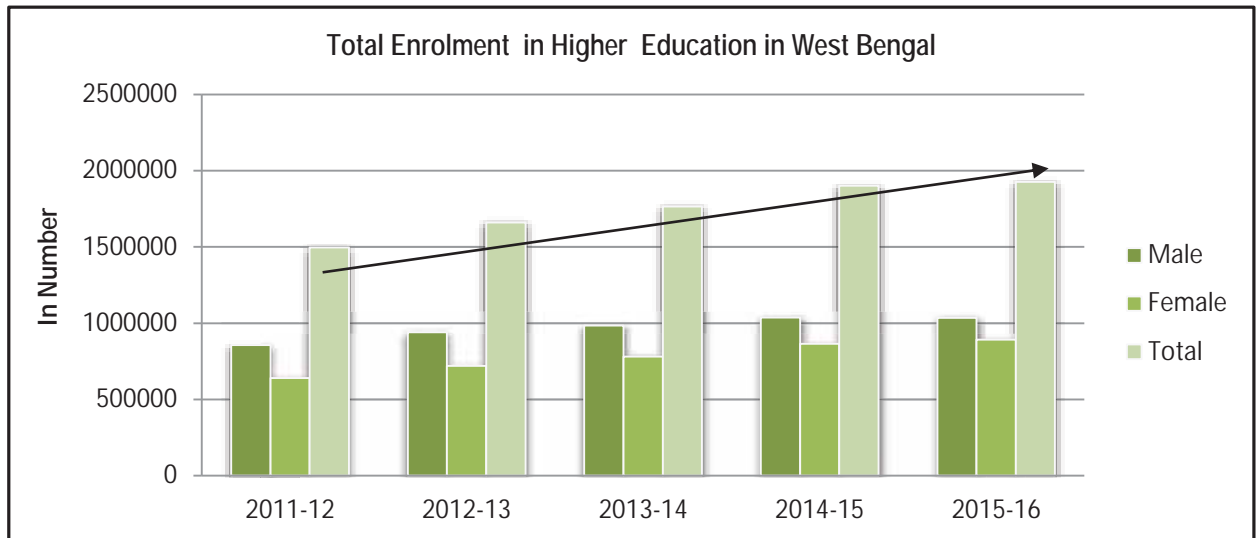


Table No. 5.11
Enrolment by level in Higher Education Institutions in West Bengal

Year	Ph.D		M.Phil		Post Graduate		Under Graduate	
	Male	Female	Male	Female	Male	Female	Male	Female
2011-12	1968	905	436	695	72264	80468	732328	542789
2012-13	2351	948	381	433	75571	81307	802952	619329
2013-14	2842	1368	595	404	80100	93471	834389	665938
2014-15	3257	1590	668	345	86250	101961	863951	729494
2015-16	3973	1945	800	619	84144	103027	856479	751371

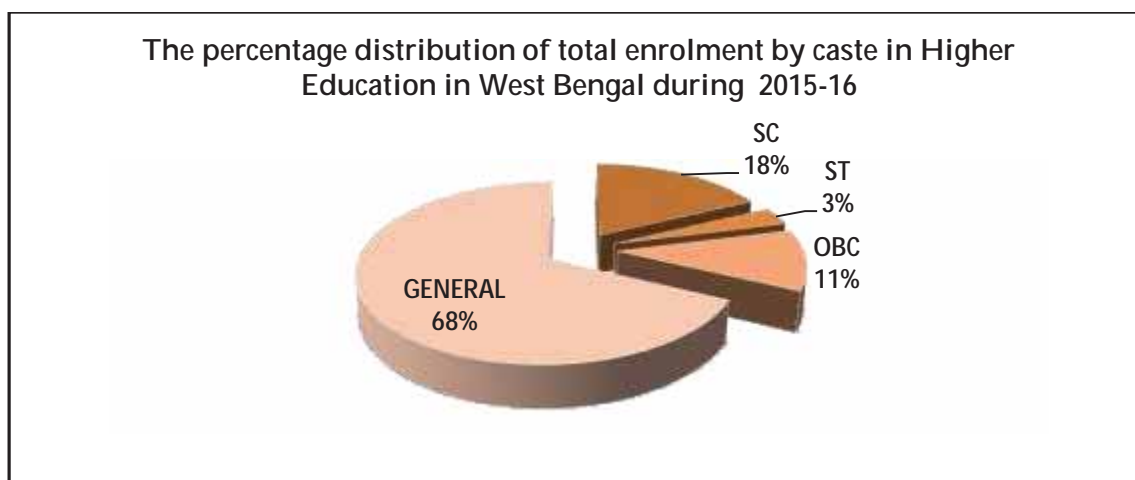
Table No.5.12
Enrolment by level in Higher Education Institutions in West Bengal

Year	PG Diploma		Diploma		Certificate		Integrated		Total	
	Male	Female	Male	Female	Male	Female	Male	Female	Male	Female
2011-12	2649	1176	40126	11818	4082	2286	2020	1009	855873	641146
2012-13	2463	1008	47282	12798	3930	2164	4744	1326	939674	719313
2013-14	2734	1376	53449	14025	3415	1534	7276	3039	984800	781155
2014-15	2261	1275	66912	23661	4481	4009	8677	2147	1048746	852200
2015-16	2149	1268	76379	27845	3826	3930	6364	2381	1046849	879637

Source: Department of Higher Education, Government of West Bengal

5.19 Access Issues in Enrolment

The West Bengal State Higher Education Institutions (Reservation in Admission) Act, 2013 was enacted with a mandate to provide a 17 per cent reservation for OBC students, to be achieved over a six year period starting from 2014-15, without reducing the total number of seats available for the General Category students. In 2014-15, the first year of implementation, a total of 59,612 OBC students were admitted in UG and PG level courses, which was 10.6% of all students admitted in the State's UG and PG level courses.



5.20 Teacher in Higher Education

Number of teachers in Higher Education Institutions in the State has also increased from 43 thousand in 2011-12 to 57.67 thousand in 2015-16.

Table No.5.13
Number of Teachers in Higher Education Institutions in West Bengal

Year	Number of Responding Institutions	Caste-Category								
		Total			SC		ST		OBC	
		Male	Female	Total	Male	Female	Male	Female	Male	Female
2011-12	1056	28637	14403	43040	1743	542	191	131	734	205
2012-13	1131	30232	15030	45262	1840	545	189	129	797	189
2013-14	1187	32269	15930	48199	2032	612	218	144	979	253
2014-15	1344	35507	17584	53091	2338	706	258	198	1242	339
2015-16	1427	38597	19071	57668	2919	904	291	196	1638	388

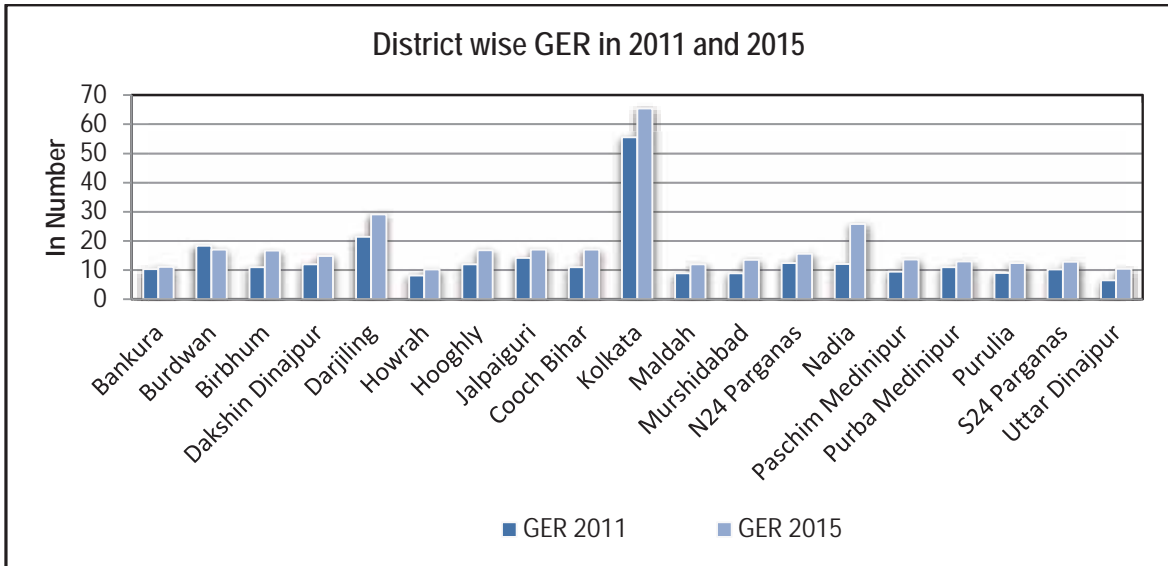
Source: Department of Higher Education, Government of West Bengal

In order to improve the quality of teaching, 1545 teaching posts, 43 posts of officers and 1022 non-teaching posts were created in State-aided universities, Government colleges and Government-aided colleges. A total of 2883 Assistant Professors and 126 Principals were recruited and appointed in State's colleges. The West Bengal College Service Commission is engaged in recruiting 3855 Assistant Professors in different Government –aided colleges in the State. Now, following Table presents a few indicators showing signs of improvement in Higher education in West Bengal.

Table No.5.14
A few important Indicators in Higher Education in West Bengal

Year	Female Enrolment	Total Enrolment	Teacher	Population (18-23 years)	Student teacher ratio (STR)	GER	Gender Ratio
2011-12	641146	1497019	43040	10971915	34.78	13.64	42.83
2012-13	719313	1658987	45262	10957156	36.65	15.14	43.36
2013-14	781155	1765955	48199	10755129	36.64	16.42	44.23
2014-15	852200	1900946	53091	10903550	35.81	17.43	44.83
2015-16	879637	1926486	57668	10914453	33.41	17.65	45.66

Source: Department of Higher Education, Government of West Bengal



As evident from the above Table, Gross Enrolment Ratio (*GER*) has increased from 13.64 per cent in 2011-12 to 17.65 per cent in 2015-16, along with improvement in Gender Ratio from 43 per cent to 46 per cent during the same period.

Improved efficiency in the delivery system in the Higher Education sector in West Bengal is also reflected in the data on district wise number of Higher Education Institution (*HEI*) per lakh population (18-23 years) presented in the Table below. Presently, average enrolment per Institution in West Bengal is around 1300.

Table No.5.15
Number of Institutions in Higher Education per one lakh population and average number of students per Institution in West Bengal

Year	Population (18-23 years)	Total Enrolment	No. of Higher Education Institution (HEI)	Number of HEI Per one lakh population	Average number of student per Institution
2011-12	10971915	1497019	1211	11.04	1236
2012-13	10957156	1658987	1273	11.62	1303
2013-14	10755129	1765955	1305	12.13	1353
2014-15	10903550	1900946	1397	12.81	1361
2015-16	10914453	1926486	1437	13.17	1341

Source: Department of Higher Education, Government of West Bengal

5.21 Technical Education

In the academic session 2015-16, 40,022 total seats are available in degree level engineering and technology courses in the State. Out of total 40,022 seats, 1320 seats are available in 3 State Self Financing universities, 34,510 seats are available in 73 Self Financing Engineering and Technology colleges and 1020 seats are available in 10 Self Financing Pharmacy colleges. Rest 1858 seats and 1314 seats are available in 5 State universities and 6 Government Engineering & Technology colleges.

5.22 Excellence and Quality Improvement Initiatives

In order to improve the quality of education, the State Government is encouraging all its higher education institutions to undergo mandatory accreditation by National Assessment and Accreditation Council (NAAC). Presently, 111 number of total Institutions in the State have received NAAC accreditation, while 345 Institutions have received the Letter of Intent (LOI) from NAAC. Out of these, 75 colleges have received NAAC Accreditation of which 22 have received 'A' Grade and 53 have received 'B' grade. LOI has been accepted for another 46 colleges which are going to be Re-Accredited out of which two received 'A' Grade and 44 received 'B' Grade in the previous cycle.

Vocationalisation and Employability. For career-oriented and skill based education, Community College Schemes(CCS) has been introduced in five degree colleges and initiative has also been taken to tie up with local industry partners, so that the students of technical institutions may be considered for absorption upon completion of the course.

5.23 Scholarship

With an aim to provide financial assistance to the meritorious students belonging to the economically weaker sections of the society, the Vivekananda Merit-cum-Means Scholarship Scheme was revamped. Rs.45 crore was disbursed in 2015-16, while in 2016-17 around Rs.200 crore would be spent for the purpose. Thus with the increase in quantum of scholarship, the number of beneficiaries belonging to engineering, medical, technical and general degree courses along with the students of class XI and XII are also increasing. Year wise number of applicants is shown in the box below.

Academic Year	Number of valid applications received
2012-13	13472 (Fresh) and 11572 (Renewal)
2013-14	13391 (Fresh) and 7125 (Renewal)
2014-15	9621 (Fresh) and 12817 (Renewal)
2015-16	33924 (Fresh) and 31176 (Renewal)

Apart from the Education Directorate of Higher Education Department, 26500 more applications (including 8500 renewal) under Directorate of School Education, 2500 applications under Directorate of Technical Education, 500 applications under Directorate of Technical Education and Training and another 940 applications under Directorate of Medical Education were also submitted in 2015-16. In 2016-17 (till 24.11.16) 34439 fresh applications were submitted under the Department.

All female students taking admission in colleges in the 18-19 years age group have benefitted from Kanyasree Prakalpa, which provides incentive to female students to enter the arena of higher education;

The Biswa Bangla Scholarship Scheme has been instituted at SOAS (School of Oriental & African Studies), University of London for two Scholarships at the Master's level and one at Ph.D level for students from the State.

5.24 e-Governance Initiatives

A major e-governance initiative has been taken to bring in greater transparency and fairness in admission to all UG and PG level courses by making admissions online in all Government and Government aided higher education institution, from the academic session 2015-16 onwards. This system is benefiting more than eight lakh applicants throughout the State.

The salary accounts of all the universities and colleges have been made online, with funds being transferred directly to beneficiary's account. Fund allocation from the Government is done through the "e-bantan" and "e-pradaan" softwares under Integrated Financial Management System (IFMS). E-tender/e-procurement has been made mandatory for all Higher Education Institutions for any procurement above Rs. 5 Lakh. All DDOs have been issued digital signatories for the purpose.

GIS mapping of each and every higher education institutions in the State is completed, which would serve as an effective planning and monitoring tool.

In order to bring educational benefits of the internet service, provision for an amount of Rs.100 crore has been made in the budget of 2016-17 for setting up of 732 virtual classrooms in the State-aided Universities, Government colleges and Government-aided colleges and 200 secondary and higher secondary schools.

5.25 Other Initiatives

In the last five years, as many as twenty four Bills have been passed by the West Bengal Legislative Assembly in order to undertake various reforms and enactments by the Higher Education Department.

With a view of promoting languages other than Bengali medium Institution, a Hindi-medium General Degree college at Banarhat, Jalpaiguri started functioning from August, 2014. Santhali has been introduced as a subject in the State Eligibility Test (SET) conducted by West Bengal College Service Commission in 2015. Urdu has already been introduced in several colleges.

The West Bengal Council for Higher Education has been repealed and constituted afresh based on new legislation, in order to enhance the power and functions of the Council. The Council is the State's highest body to undertake planning and development of the Higher Education Sector.

Science and Technology

5.26 Introduction

The Science & Technology Department of the Government of West Bengal was set up in 1988. In the span of two decades this Department has traversed a long way in promoting scientific activities in various fields and fostered important research and innovative programmes through reputed Universities, Research Institutes, Colleges and Civil Society. It supports Seminars, Workshops and awareness programmes in important areas such as the global warming & climate change, green technologies, water conservation, solid waste management, biodiversity, innovative rural technologies, agricultural developments, intellectual property rights in partnership with various well-established Organisations of the State. Another important arena is 'Remote Sensing' and 'Geo information Systems', through which this Department plays a key role in providing state-of-the-art tools and base documents to assist Government Departments and Agencies in improving their planning and monitoring techniques. This Department is expected to provide solutions to the problems through co-ordination with experts and related institutions.

The primary mandates are as follows :

- I. To identify the need based problems of the State and to implement projects for benefit of the State.
- II. Promotion of scientific activities for fulfillment of socio-economic needs of the State with priority on climate change, agriculture and industrial development.
- III. Using remote sensing technology in planning and development.
- IV. Popularisation and awareness of science and technology for the benefit of the common people.
- V. To feel the presence of this Department in all the districts by upgrading the "District Committee for Science Awareness, Promotion and Innovation (DC-SAPI)" to District Science Centres and Planetariums and these will be manned by District Science Advisors and associated staff.
- VI. To support scientific or technological needs of other Departments of the Government. of West Bengal and to expedite socio-economic development of the people.

5.27 Implementing Agency

The West Bengal State Council of Science & Technology (*WBSCST*), an autonomous body, registered under the Societies Registration Act & under the administrative control of this Department, was established on an all-India pattern, to facilitate the operationalising of the Department's mandate, with inputs from eminent Experts in diverse specialized scientific and technology-related spheres. It has spread its activities manifold, with the participation of the scientific and academic community.

Financial Release

This Department funds different projects broadly under three areas.

- I. Research and Development.
- II. Scientific Conference, Seminar and Workshop.
- III. Employment Generation Programme (*EDP*).

Some of the Projects in the sector of 'Remote Sensing' and 'Geo information Systems' are undertaken in partnership with the National Remote Sensing Centre and Indian Space Research Organisation of the Government of India. The Department together with its implementing agency - the West Bengal State Council of Science and Technology is foster various scientific activities with a likely budgetary outlay of Rs.100 crore which will include grants from Government of India. Financial release during the financial year 2015-16 is Rs. 22.12 crore and 2016-17 (till December) is Rs. 20.65 crore.

5.28 Major Programmes during 2016-17(till December, 2016)

Science Promotion : To promote need based location specific scientific research in appropriate areas for socio-economic development of the State as well as human resource development in the field of Agriculture, Public Health, Biotechnology, Physical & Chemical Sciences etc., more than 100 research programmes have been supported during this period.

Science popularization : About 80 programmes have been funded to promote Popularization of Science and Technology among the rural people and students by way of organizing Awareness Programmes, Training programmes, Exhibitions, Seminars, Science Camps etc.

Talent Identification and Nurturing Program for School Students : A proposal for Junior Talent Search Program in collaboration with Jagadis Bose National Science Talent Search is undertaken. 125 Fellowships & Book Grants are given during this financial year.

Residential Science Workshop-cum-Camp : Three day Residential Science Camp at Howrah was organized by *WBSCST* during this period.

5.29 West Bengal DST Fund for Improvement of Science & Technology Infrastructure (WBDST- FIST)

Higher Educational Institutions : The *WBDST-FIST* programme aims at developing and strengthening Science and Technology Infrastructure and Laboratory Facilities required by Science, Engineering & Medical Institutions for imparting quality Science teaching and for pursuing research activities within the State of West Bengal. Earlier 39 Departments of different Universities, Medical colleges, Degree colleges & Engineering Colleges of the State were provided financial support for this purpose. 25 new Departments are likely to be selected for this purpose during this financial year.

School Level : 21 schools have been selected under this scheme.

5.30 Bengal Science Lecture

During this financial year (till December, 2016), Bengal Science Lectures have been delivered by Prof. M. Padmavati, IIT, Kharagpur on Intellectual Property Rights (*IPR*); Prof. Soumya Mukherjee, IIT, Mumbai on Biosensors; Dr. Rupa Mukherjee, *IACS* on Biosensors; Prof. Abhijit Choudhuri, *IPGMER* on Liver; Prof. Jyotirmoy Chatterjee, IIT, Kharagpur on Therapeutic uses of Honey and Prof. Prabuddha Ganguly and Dr. Indira Banerjee on Biotechnology and *IPR*.

5.31 Setting up of Regional Community Science Centre

3 Regional Community Science Centres are being established at Bardhaman, Balurghat and Jalpaiguri for fostering scientific temperament and knowledge among students and rural community.

5.32 Research Fellowship & Research Grant Award

5 Research Fellowship Awards in the name of eminent scientists of this State are being provided to students for pursuing their Ph.D. degree.

2 Research Grant Awards have been instituted in the name of Swami Vivekananda and Rabindra Nath Tagore, meant for college and university teachers.

5.33 West Bengal State Science and Technology Congress

The 24th State Science and Technology Congress will be held on 28th February and 1st March, 2017. Earlier 3 Regional Science Congresses were held in November, 2016 to encourage and promote scientific temper and research potentialities within the research / student community. These Regional Congresses were held at Ananda Chandra College, Jalpaiguri; Bankura Christian College, Bankura and National Institute of Technical Teachers Training and Research, Kolkata.

5.34 Patent Information Centre (PIC)

Technology commercialization : Patent Information Centre has started a Mentoring and Handholding programme for Technology Commercialization for grass root innovators. A new 12 weeks course has been initiated with 21 grass root innovators of the State on Technology commercialization.

Geographical Indications (G.I.) registration : 21 projects on traditional technology have been completed for G.I. registration and sent to respective Line Departments for verification and signature. 5 G.I on handicraft has been filed. 3 G.I on Banglar Rasogolla, Gobindobhog and Tulaipanji for which final examination has been completed and sent to Chennai Office for Registration. Mihidana and Sitabhog is in the final stage of Registration and published in Journal of November, 2016. New documentation on Batik, Kasa and Khesh is completed. Authorised user protection for *Joy Nagarer Moa* is initiated.

Intellectual Property Rights (IPR) Programmes

- I. 3 workshops or invited lectures were held.
- II. 35 Projects were searched for assessing novelty for Filing Patent.
- III. Facilitated filing of 10 grass root innovators for Patent.
- IV. Guidance for filing of 3 copyright, 2 Trademark.
- V. 31 patent filed

5.35 Geoinformatics and Remote Sensing Cell

The Cell is primarily catering need-based geo-spatial information to the line Departments of the State using space technology (Satellite data) along with the socio-economic data applying Geographic Information System (GIS). Multi-seasonal satellite data are being used with other collateral data for generation of thematic maps on land and water resources and are being integrated as per requirement of

line departments. During this financial year (till December, 2016) projects worth Rs. 25.00 crore have been implemented by the Cell. For Human Resources Development in the field of Geoinformatics, PG Diploma Course, Certificate and Short Term courses have been conducted during this period.

Major programmes initiated and completed or ongoing during this period include :

Natural Resources Census

- I. Landuse or Landcover 50K Mapping – 3rd Cycle project, sponsored by National Remote Sensing Centre, Department of Space, Government of India has been initiated for entire State.
- II. Wasteland Mapping – 3rd Cycle project, sponsored by National Remote Sensing Centre, Department of Space, Government of India has been initiated for entire State.
- III. Land Degradation Mapping – 2nd Cycle project, sponsored by National Remote Sensing Centre, Department of Space, Government of India has been initiated for entire State.
- IV. Space Based Information Support for Decentralized Planning project, sponsored by National Remote Sensing Centre, Department of Space, Government of India with the objective of generation of *GIS* layers on land and water resources using Cartosat 1 & LISS IV MX/FMX image (on scale 1:10,000) for entire State and disseminating the information to District Administration at Gram Panchayat level has been completed.

Establishment of State Spatial Data Infrastructure, West Bengal : The objective is to set up a clearing house at Geoinformatics and Remote Sensing Cell with central server at State Data Centre for online use of metadata and spatial data generated by the Cell and other Government Departments / Agencies for the benefit of line departments of the State.

GIS based Digital Special Mapping of Kolkata police Area, Howrah Municipality Area and parts of adjacent regions : Under this project, detailed road, canal, railway, metro rail network, river, water bodies, important buildings and other urban land uses under the jurisdiction of Kolkata Police and surroundings are being prepared on scale of 1:4000.

Implementation of Fifth Minor Irrigation Census with Landuse Mapping and Cadastral Overlay : To assess the Irrigation Potential Utilized (*IPU*) from the potential created from minor irrigation structures, a mapping project has been initiated. The minor irrigation structures are being plotted on the satellite data and the irrigation potential being utilized for the Rabi and Summer crop will be assessed.

Development of Spatial Decision Support System for Watershed-based Micro-level Planning using Geoinformatics (Remote Sensing and GIS) for Drought Prone Areas of West Bengal : The objective of the programme is to develop Spatial Decision Support System for Watershed based micro-level developmental planning and development of conceptual framework for action plan preparation for taking spatial decisions like location of Water Harvesting Structures, Soil Conservation measures, Drinking Water Supply System, Minor Irrigation Schemes, Ground Water recharge sites, alternative agricultural system, watershed management etc.

GIS Mapping of cities covered under the National Urban Health Mission (NUHM) : The objective of the programme includes *GIS* based mapping of 32 cities of the State under National Urban Health

Mission (*NUHM*), Ministry of Health & Family Welfare, Government of India. The *GIS* database (on scale 1:5000) along with collateral data related to health and urban infrastructure are being generated. The programme is sponsored by Department of Health & Family Welfare, Government of West Bengal.

Application of High Resolution Data (World View-2) on Plot Wise Vegetables and Crop Discrimination : For timely and reliable information on crop area estimation in Indian agriculture, this pilot project was initiated to help in estimating the area under various horticultural crops like fruits, vegetables and flowers. 3 areas viz. part of Chakdah Block of Nadia District, part of Farakka Block of Murshidabad District and part of Panskura-II Block of Purba Medinipur District were taken up for the study as desired by the Department of Food Processing Industries and Horticulture, Govt. of W.B.

5.36 e-Governance

The Department is about to adapt to a paperless office through implementation of e-Office of NIC. Necessary funds have been placed and official procedures are in progress.

5.37 Contribution of Private Sector

DOYEN- Technology and Innovation Facilitation Centre

A new project is taken up by Patent Information Centre with the dual objective of commercialization of existing innovations or patent and handholding and entrepreneurship development among scientists, students and grass root innovators with funding from *DST*, Govt. of West Bengal.

The Mentor

As a part of Doyen Project, the first skill development programme for Technology Facilitation called "The Mentor" was inaugurated in August, 2016. "The Mentor" is a 12 week programme aiming at handholding the grass-root innovators for successful entrepreneurship and open opportunities for the inventors for commercialization or marketing of their inventions. A batch of 25 participants consisting of grass root inventors, students and scientist has been selected for this programme.

5.38 Trend of Development

Geoinformatics : There has been a significant increase in the applications of Information and Communications Technology or Technologies (*ICT*) in the field of Geoinformatics. Present trends indicate that online mapping of natural resources using satellite data will dominate, thus leading to conservation of resources. During the last few years, major strides have been made in utilization of high resolution satellite data enabling mapping of resources at implementation of level scales.

IPR Education and Training : The *IPR* scenario is dynamic and fast changing with increasing globalization, advancement of technologies, digital environment, development imperatives and global public policy issues. It is important to build national capacity for providing thought leadership in the *IPR* field. *IPR* expertise would thus need to be developed and increased in industry, academia, legal practitioners, judiciary, IP users and civil society. This can be achieved by making *IPR* an integral part of the curriculum in all legal, technical, medical and management educational institutions.

Table No.5.16

Budgetary provisions and achievements during 2015-16 and 2016-17

Financial Year	Plan Allocation (Rs. in crore)	Expenditure (Rs. in crore)
2015-16	22.12	22.03
2016-17 (till December, 2016)	20.65	12.68

Source : Department of Science and Technology

Biotechnology

5.39 Introduction

As Biotechnology is a frontline area of science, this Department aims to amalgamate Biotechnology with academia, mankind, economy and natural resources. The Biotechnology works from bottom up. It will help to realize far-ranging, inclusive fitness of man and its environment. It will help us create a healthy, disease free, hunger free, nutritionally secure society living in safe and clean environment. It will foster and ensure holistic welfare and socio-economic progress for all citizens of this State. The aim of the Department is to bring Biotechnology from laboratory to land as an inclusive development agenda, encourage the use of Biotechnology to develop agriculture, fisheries, horticulture, livestock in a sustainable manner to increase productivity, support to research and development in Biotechnology, boost Human Resource Development and interface with Industry and provide appropriate infrastructure to start up companies in the area of Biotechnology.

The Department is in the process of formulating the Biotech Policy/ Strategy for West Bengal.

5.40 Biotechnology based Opportunities Offered to Science & Technology Departments (BOOST)

Appreciating the financial constraints of most of the Colleges and Universities in the State for providing necessary infrastructural and equipment based support to the students and the need for improvement of such research-based facility as well as technical training in Colleges and Universities, for producing quality workforce in Biotechnology, the Department has initiated support mechanisms for improvement of infrastructure in Universities, Post Graduate, Under Graduate Colleges in West Bengal as an integral part of promotion of Biotechnology entitled 'Biotechnology based Opportunities Offered to Science & Technology Departments' or *BOOST Programme*.

The scheme facilitates procurement of high end equipment for modern Biotechnology based research to be conducted in Colleges and Universities.

A Committee comprising eminent scientists and academicians from different Institutes look after the activities and the prosperity of the programme.

5.41 Research Internships in Biotechnological based Sciences and Engineering (RISE)

With the Indian Biotechnology segment growing at 15 per cent per year, career opportunities in fields such as bio-pharmacy, bio-agriculture, bio-industrial and bio-informatics are expanding manifold. To encourage talented students to consider Biotechnology based Research/innovation as a career option, this programme provides practical training for 2 months to selected students (interns), who are pursuing Post Graduate degree (MSc/ MTech/ MVSc/ MBBS etc.) in any field of Biotechnology based Bio-Sciences from Universities/ Colleges accredited to a university in West Bengal.

The students receive training in using instruments like Real Time Thermocycler, Fast Protein Liquid Chromatography, High Pressure Liquid Chromatography, Flow Cytometry, Confocal Microscopy, Gas Chromatography, Mass Spectrophotometry, DNA Sequencer etc.

Each year, 50 students from biological sciences have enhanced their capacity and knowledge through internships in their respective subjects.

5.42 Kolkata Biotech Park

- I. Bio-incubator Facility- Appropriate infrastructure to start up companies in the area of Biotechnology.
- II. Common Instrument Facility Centre in Kolkata Biotech Park for the commencement of Biotech Companies.
- III. It is housed in a G+9 building at EN-24, Sector-V, Salt Lake, Kolkata and is a key bio-incubation project having the technical support from Dr. B. C. Guha Center for Genetic Engineering and Biotechnology (*GCGEB*) under University of Calcutta. The Biotech Park has a high end laboratory with sophisticated instruments.
- IV. This provides Common instrumentation facility for start-up biotech companies.

5.43 Regional Biotech Hub

Setting up of Regional Biotech Hub (with Incubation Centers, clinical and field trials and dissemination centre) at Burdwan and Kalimpong has been planned. Land at Burdwan and Kalimpong have been earmarked and will be taken possession shortly and *BCIL* (Biotech Consortium India Limited), a Government of India undertaking has been engaged to prepare the Detailed Project Report for these 2 Hubs along with the Kolkata Biotech hub.

5.44 Role of Biotechnology towards Improving the Livelihood of Common People

- I. In modern age Biotechnology has crucial role in the fields of Genetics, Agriculture, Horticulture, Medicine, Environment, Biodiversity conservation and so on.
- II. Biotechnology can execute a great role in molecular diagnostic of disease, treatment & medicine.
- III. Biotechnology can secure food crops from hazardous chemicals & pesticides.
- IV. It also plays major role to convert the wastes into organic manure or vermin compost.
- V. Promote eco-friendly and organic farming.

5.45 Promotion of Biotechnology

It will help to create a healthy, disease free, hunger free, nutritionally secure society living in safe and clean environment and thus can be promoted as follows -

- I. Hosting of Public lectures, workshops and seminar /symposium for promotion of Biotechnology.

- II. Mass Awareness about the use of biotechnology for alternative income generation & poverty alleviation to enjoy better livelihood.
- III. Support – Research & Development of Biotechnology to have food & energy security, nutrition, health and better environment i.e. use of it from laboratory to land.
- IV. Capacity building through *BOOST&RISE* Programmes.
- V. Kolkata Biotech Park & Regional Biotech Hub as bio-incubator facility as well as research stations.

5.46 Scope & Area of Development

- I. Planning to prepare a digital documentation of the medicinal plant resources including their medicinal / ethno-medicinal importance and utility, habitat / location, conservation status etc.
- II. Department is going to launch the Industrial Training Programme for the Biotech or Life Science students for skill development & enhancing their job opportunities in biotech industry. TCG Life Science Pvt. Ltd. has already been approached to take part in the programme.
- III. State of the art Tissue Culture Laboratory will to be set up in the Kolkata Biotech Park.

5.47 Scientific Research in Biotechnology

- I. A Genomic Service Unit is being formed at PG Polyclinic in collaboration with National Institute of Biomedical Genomics, Kalyani, Biomedical Genomics Centre, Kolkata and this Department. A 5 year project, funding of which has been done for the first year by the State Government.
- II. With the mission of fostering a conducive scientific research atmosphere, this Department extends financial help to scientific research proposals received from academicians in Universities/Colleges, Research Institutes on different sectors of Biotechnology e.g. agri-biotech, healthcare biotech, marine, environmental and community biotech etc.
- III. Till date, 69 (ongoing - 47 and completed - 22) scientific research projects on different subjects have been funded by this Department.

Table No.5.17
Proposed Plan / Schemes for 2017-2018 along with Budgetary Allocation

Sl. No.	Projects / Schemes	Budget Provision (Rs. in lakh)
1	Promotion of Biotechnology	1300.00
2	Support to Professional Bodies	15.00
3	Scientific Research in Biotechnology	845.00
4	The West Bengal State Council of Biotechnology	2.00
5	State Contribution to West Bengal Biotech Development Corporation	100.00
Total		2262.00

Source : *Department of Higher Education, Science & Technology and Biotechnology*

Technical Education, Training & Skill Development

5.48 Introduction

The Department of Technical Education, Training & Skill Development administers schemes on Technical Education at Diploma Level through Polytechnics, Craftsmen Training through Industrial Training Institute and Industrial Training Centres, formal vocational training through Vocational Training Centres, non-formal Vocational Training through Community Polytechnics and Short Term Vocational Training Programme implemented through Zilla Parishads and Non-Government Organisations towards improvement and expansion of Technical Education in the State. Government of West Bengal has an integrated approach to Skill Development in West Bengal. The Technical Education, Training and Skill Development (*TET&SD*) Department of the Government of West Bengal is the nodal Department for the State Government for skill interventions of youths in engineering and non-engineering trades, along with various other emerging trades through its Polytechnics, ITIs / ITCs, VTCs, VTPs and private affiliated Institutes. The *TET&SD* Department through its Directorates and Councils supervises functioning of 155 ITIs, 146 Polytechnics and 2874 Vocational Training Centres operating all over the State with an annual target of skilling around 7 lakh youths.

5.49 Polytechnic

Presently, 31 numbers of Diploma courses and 2 Post-diploma courses are conducted in the different Polytechnics in the State. Part-time Diploma course in the morning session is also continuing in I.C.V. Polytechnic, Jhargram, Paschim Medinipur for tribal students.

Table No.5.18

Number of Polytechnics and Intake Capacity in the Polytechnic Institutes of West Bengal

Sl.No.	Description	Up to 2015-2016	2016-2017 (till December, 2016)	Percentage increase
1.	Number of Polytechnics	130	146	12.31
2.	Intake Capacity	33947	37315	9.92

Source : Department of Technical Education, Training & Skill Development, Government of West Bengal.

An account of financial performance of the State Government in the field of polytechnic education is presented below in the box.

Description	Fund released in 2015-16 (Rs.in crore)	Fund released in 2016-17 (up to Nov. 2016) (Rs.in crore)
Establishment of New Polytechnics	33.17	12.24
Expansion / Repair / Maintenance etc,	60.00	15.84

Future Plan: Government intends to set up one polytechnic in every Sub-Division. The State Government has already planning to start two new Government Polytechnics from 2017-18, subject to securing approval of *AICTE*. Construction work is going on in 15 Sub-Divisions.

5.50 Industrial Training

Craftsmen Training Scheme, Apprenticeship Training Scheme and Skill Development Schemes are being implemented under the Directorate of Industrial Training, West Bengal. 55 *NCVT* (National Council for Vocational Training) trade courses under Craftsmen Training Scheme and 53 *NCVT* trade courses under Apprenticeship Training Scheme are conducted in the State.

Construction work of 78 new Government *ITIs* (Industrial Training Institutes) has been completed and in 2016-17, 71 Government *ITIs* have been made operational under *PPP* model. Construction work of 52 more *ITIs* are in progress.

Table No.5.19
Number of *ITIs* and Intake Capacity in West Bengal

Description	Up to 2015-16	2016-17 (till December, 2016)	Percentage increase
Number of affiliated <i>ITIs</i>	155	235	51.61
Intake Capacity	35,346	66,710	88.73

Source : Department of Technical Education, Training & Skill Development, Government of West Bengal.

An account of financial performance of the State Government in the field of Industrial Training is presented below in the box.

Description	Fund released in 2015-16 (Rs.in crore)	Fund released in 2016-17 (As on Nov. 2016) (Rs.in crore)
Capital Head (State Plan)	266.57	76.68

Future Plan: The Government plans to set up an *ITI* in every Block of the State. It is expected that 27 new Government *ITIs* shall be made operational in the Financial Year 2017 - 18.

5.51 Vocational Education and Training Programme

In Financial Year 2016-2017, 2874 number of *VTCs* are imparting Vocational Education & Training, whereas the number of *VTCs* in Financial Year 2015-2016 was 2833.

Table No.5.20
Status of Vocational Education in West Bengal

Session	Exam.	Number of registered students	Number of Passed out Students
2015-16	VIII+	179943	136784
	XII	48149	30132
2016-17 (till November)	VIII+	86107	Exam was held in Jan'17
	XII	44971	Exam will be held in Mar'17

Source : Department of Technical Education, Training & Skill Development, Government of West Bengal.

76.01 per cent of registered students at class VIII+ level have passed out in 2015-16, while at class XII level percentage of passed out students is 62.58. In addition, 289 schools are imparting Vocational Education under *CSS-VHSE* Scheme (*NSQF*). Financial performance is shown in the box below.

Description	Fund released in 2015-16 (Rs. in crore)	Fund released in 2016-17 (up to date) (Rs.in crore)
Total Amount Released from State Plan	113.28	70.16

Future Plan: The Department plans to upgrade 2265 Vocational Training Centres for imparting training in various skills in compliance with *NSQF* guidelines including introduction of biometric attendance system in the centres. *CoE – SDC* (Skill Development Centre) is being set up at Ankurhati for imparting skill development training on Garment sector.

211 schools are to be taken up for imparting Vocational Education under *CSS-VHSE* Scheme (*NSQF*).

5.52 Skill Development

In order to address the requirement of skilled manpower across various sectors and to narrow the existing gap between the demand and supply of skills, Government of West Bengal has also constituted the West Bengal Skill Development Mission (*WBSDM*) under chairmanship of the Hon'ble Chief Minister of West Bengal along with constitution of the Paschim Banga Society for Skill Development (*PBSSD*) under the chairmanship of the Chief Secretary, Government of West Bengal to implement the decisions of the *WBSDM*.

Under the flagship Skill Development Scheme of the Department, viz, *Utkarsh Bangla*, launched by the Hon'ble Chief Minister on the 16th February, 2016, the Department intends to provide skill training to 7.5 lakh people in the year 2017, as against 4.5 lakh people in 2016.

Mass Education Extension & Library Services

5.53 Introduction

To look after all matters relating to adult education, non formal education, education for children with special needs and social education not connected with higher education. Also, to revamp the existing Public Library System in West Bengal, keeping in mind the user need and aspiration of the 21st century, so that public library services reach every doorstep of the State. The Department comprises of two Directorates viz. '*Directorate of Mass Education Extension*' and '*Directorate of Library Services*'

5.54 Activities of Mass Education Extension Directorate

Education for the students of Special schools : In consonance with the provision of the P.W.D. Act, 1995 and the relevant rules it is envisaged to expand the network of the existing schooling and hostel facilities for the children with visual and hearing impairment and those suffering from mental retardation. At present there are 74 Special Schools for the children with disabilities (visually impaired, hearing impaired, mentally retarded). Presently a number of students in such institutions under the control of this Directorate stand approximately 6711. The State Government lays emphasis on qualitative improvement of teaching in the schools through targeted intervention. Strengthening of infrastructural facilities of the Special Schools to suit the specific requirement of the students including provisioning for musical instruments, hearing aids, modern and technologically improved equipments is priority in this sector. Development of facilities for games, felicitation for extraordinary performances in academic and extra-curricular activities etc. are also focused areas. Mainstreaming of the children with disabilities is also an integral component of the Government's vision.

State Welfare Home : In keeping with the policy framework of the Government for coverage of larger number of children under the social safety net, the State Government's effort are on to strengthen the infrastructural facilities of the existing 53 units of Social Welfare Homes of the State under the administrative control of this Directorate, where around 5000 inmates are taken care of. The central focus of the activities under this sector is targeted intervention for providing relief to the less privileged socially and economically marginalized sections of the people across the State.

Audio Visual Education : The existing Audio Visual units organize the programme for dissemination of information and awareness camp to the people on different social issues. Funds would be released for strengthening of Audio Visual units as per actual needs.

Running of Adult High Schools : At present the State is having 14 Adult High Schools being run in the existing precinct of different High Schools. These schools are imparting education to the adult learners to their specific needs.

Literacy Programme : Sakshar Bharat Programme is now under implementation funded by Government of India and State share in the ratio of 3:2 in 9 districts of the State, viz.- Coochbehar, Jalpaiguri, Uttar Dinajpur, Dakshin Dinajpur, Malda, Murshidabad, Birbhum, Bankura and Purulia. Apart from this, 20 Model Adult Education Centres under Saakshar Bharat Programme are also functioning in different districts. In the evaluation of learners in the nine districts held on 20th March, 2016 over 9.33 lakh learners participated. Again, in the evaluation held on 21st August, 2016, over 11.27 lakh learners appeared in the test, out of which 7.52 lakh were females. The Government within its broad policy framework has been making sustained endeavours towards full realization of the objective of total literacy in the State. Alongside this programme, this Directorate organizes programme to observe the International Literacy Day on 8th September in all parts of the State as also in the State Head Quarter at Kolkata every year. This apart, Annual sports and Cultural meet for the Neo-literates and Learners under literacy scheme is also organized. Awareness campaign through *Padayatras* with tableaux for eradication of illiteracy has also been organized at State and Sub-divisional levels in this financial year.

Scholarship to disabled students : This Department awards scholarship to disabled students studying in class IX and onwards. During the financial year 2015-2016, 1638 students have been covered under the existing scheme.

5.55 Activities of Library Services Directorate

West Bengal has a network of public libraries comprising of 13 Government Libraries and 2460 Government Sponsored Public Libraries. State Central Library is at the Apex of the Public Library system of West Bengal. There are 6 Government District Libraries and 19 Government Sponsored District Libraries. There are 4 other Government Libraries and one Government Library of special status namely Uttarpara Joykrishna Public Library. Also there are 232 Town / Sub-divisional libraries, 2209 Primary Unit / Rural Library spread over all the districts of West Bengal. These apart, there are 7 Government Aided Libraries run by Voluntary Organisations.

Activities undertaken during May 2011 to November 2016

A special thrust was made for the development of public libraries in *Jangal Mahal*, SC/ST population dominated areas, Sundarban Area, Hill areas, Tea Garden Area and Minority concentrated areas. Rs. 94.10 crore was spent for the development of Public Library Services. Rs. 76.39 crore was released as special ad-hoc grant to Government Sponsored Public Libraries and special grants to Government Libraries.

An endeavour to modernize public libraries in the State was initiated by networking through a Wide Area Network (*WAM*) linking the apex State Central Library and the 25 District Libraries through creation of a Web Portal. 170 Town Libraries & 200 Rural / Primary Unit / Area Libraries have been taken up under the purview of computerization programme. Training is being imparted to the Librarians in these libraries. Nearly 40,000 rare and old books have been converted into the digital format. Out of this, nearly 13,000

books are now available in the digital archives of the portal. Retro-conversion work for almost 3,25,000 documents has also been made during this period.

State Government organized Career Counseling / Guidance Centers in different Government and Government Sponsored District and Town / Sub divisional Libraries with financial assistance of Rs. 26.05 lakh per year to help the unemployed youths by providing various information, books, journals, newspapers, periodicals etc. for appearing in competitive examinations.

Around 40 Womens' Corners in different Government & Government Sponsored Libraries in the State have been opened to increase access to women readers, including neo-literates in identified areas, particularly in areas of minority population concentration in the State.

Supply of books to Public Libraries in Nepali, Santhali, Urdu and Hindi languages has been undertaken by the Book Selection Committee for selection of books under the matching scheme of State Government Raja Rammohan Roy Library Foundation.

A unique experiment in convergence has been initiated whereby the Netaji Subhas Open University (*NSOU*) which was facing a shortage of study centres in the State was allowed to utilize the existing infrastructure of the public libraries under this Department. *NSOU's* study centres were opened in 7 Public Libraries.

To emphasise the importance of public libraries in the State, the Government notified 31st August as the "Public Library Day" in West Bengal, 2013. The same has observed in a befitting manner at the State, district and sub-district levels for the last three years.

During 2016-17, an amount of Rs. 15.09 crore was spent as adhoc special grant to Government / Government Sponsored / Aided and to some Non Government Non Sponsored Public Libraries towards development of their infrastructure.

During 2016-17 out of the total 170 Town / Sub-divisional libraries total 164 Town / Sub-divisional libraries are now connected with internet. Nearly 18 Lakh catalogue data has also been created in machine readable format.

Additionally, during 2015-16 around 10 Womens' Corners in different Government & Government Sponsored Libraries in the State have been opened to increase access to women readers, including neo-literates in identified areas, particularly in areas of minority population concentration in the State.

Department completed the process of survey of all Public Libraries as well as Community Library cum Information Centres to know the status of their present services and infrastructure in West Bengal as well as to create a State level digital database for further recommendations planning.

In the year 2015-16, an amount of Rs. 82.71 lakh has been disbursed to 800 Non Government Non Sponsored Libraries towards development of the purchase of books and furniture.

One permanent computer training lab in State Central Library has been established to train the existing employees of libraries as well as of other office staff. Besides that, a permanent Conference Room and Meeting Room were set up in State Central Library to organize different meetings.

For convergence programme of Public Libraries with the University Library, for the first time the Department have extended financial assistance of Rs. 89.15 lakh to the Presidency University & Rs. 2.00 crore to the University of Calcutta so that the benefit of vast and rich collection of University Libraries can be shared and extended among the General Public of the society.

The construction work of one Government Library, namely, '*Mati Sathi*- Government Additional District Library', at Himanchal Vihar, Matigara, Siliguri is completed. The library is now running.

Modern kids corner at State Central Library, Kolkata, is also likely to be completed.

During these years, Book Fairs were successfully held in all districts of the State including Darjeeling, where this event was hosted after a long gap. Book Fairs for the year 2016-17 will be organised in all districts of the State.

Retro-conversion of 7,11,313 books has been completed upto October 2016.

5.56 E-governance in Context of Activities

The department already launched geographical information system (*GIS*) regarding mass education extension and library service through the administrative boundary in West Bengal and plotted the followings :

- I. Mass education extension office for all district
- II. Home
- III. Home for woman
- IV. Special schools
- V. Recognised institute

Regarding library services the followings have been plotted -

- I. State / Central Library
- II. District Library
- III. Town / Sub divisional Library
- IV. Rural / Area / PU Library



Chapter 6

Emergency Services

Disaster Management and Civil Defence
Fire and Emergency Services

Disaster Management

6.1 Introduction

The primary responsibility of the West Bengal State Disaster Management Department is to establish necessary systems, structures, programs, resources, capabilities and guiding principles for reducing disaster risks and preparing for and responding to disasters and threats of disasters in the State of West Bengal in order to save lives and property, avoid disruption of economic activity and damage to environment and to ensure the continuity and sustainability of development.

Assess the risks & vulnerabilities associated with various disasters and develop and implement programmes for risk sharing and risk transfer for all types of disasters, appropriate disaster prevention & mitigation strategies and arrange for accessing resources, equipment, supplies and funding in preparation for disasters that might occur and also to develop disaster management as distinct management discipline and creation of a systematic and streamlined disaster management cadre.

Ensure the arrangements are in place to mobilize the resources & capability for relief, rehabilitation, reconstruction and recovery from disasters and co-ordinate with agencies related to disaster management in other Indian States and those at the national and international level and also assist relief to the affected without any discrimination of caste, creed, community or religion.

Create awareness and preparedness and provide advice and training to the agencies involved in disaster management and to the community and strengthen the capacities of the community and establish and maintain effective systems for responding to disasters.

Establish and maintain a proactive programme of risk reduction through existing sectoral development programmes and being part of the overall development process in the State and address gender issues in disaster management with special thrust on empowerment of women towards long term disaster mitigation.

Provide clarity on roles and responsibilities for all stakeholders concerned with disaster management so that disasters can be managed more effectively.

6.2 Executing Agencies

The Executing Agencies at the State Level are the Department of Disaster Management and the Directorate of Disaster Management. Similarly, office of the District Magistrate, Sub-Divisional Officer and Block Development Officer act as the executing agencies in collaboration with Panchayati Raj Institutions at different levels. For the purpose of implementation of Multipurpose Cyclone Shelter Projects like National Cyclone Risk Mitigation Project-II (*NCRMP-II*) and integrated Coastal Zone Management Project (ICZMP) the implementing agencies are State Project Implementation Unit (*SPIU*) for *NCRMP-II* and Project Executing Agency (*PEA*), *ICZMP*.

6.3 Activities

The main activities of the Department of Disaster Management are 1) Gratuitous Relief: Providing Normal GR, Spl GR, Leprosy GR and Cash GR to the indigent families. 2) Ex Gratia Grant: This grant is provided to the next of-kins of any person who dies in any Natural Calamity, Accidental Fire, Snake Bite, Sun Stroke or Road Accident. 3) House Building Grant: This grant is provided to the families whose houses are fully or partially damaged due to any Natural Calamity or Accidental Fire. 4) Economic Rehabilitation Grant: This grant is provided to economically poor section of people for commencement of business, the upper limit being Rs. 10000/-. Sewing Machines are also provided to persons having certificate in sewing. 5) Relief Materials: Relief Materials are distributed among people affected by Natural Calamities and Accidental Fire. The materials are; Tarpaulin, Dhuti, Saree, Lungi, Salwar Kameez, Pajama-Panjabi, Children's Garments, Blanket and Wrapper. 6) Disaster Management Kit: This is the brainchild of the Hon'ble C.M of West Bengal. This kit is provided to disaster affected people and consists of mainly 3 kits viz. a) Shelter/Clothing Kit, b) Utensils Kit and c) Dignity Kit for women. 7) Construction of Flood Shelter and Relief Godown : Flood Shelters and Relief Godowns are constructed in District/Sub-Division and Block level from State Plan Fund.

6.4 Effect of such activities to the society

Aim of erstwhile Relief Activities was to reduce distress of the people arising out of scarcity of food and natural calamities. It is basically centered on crisis management by the State Government along with normal social welfare activities. But in time changing scenario, the Government sector compels to switch over from crisis management attitude to both risk management and crisis management. The importance of risk management has been highlighted by events like Orissa Super Cyclone-1999, Bhuj Earthquake-2001 and Tsunami-2004. Paradigm shift in Disaster Management from a relief centric approach to a regime anticipates the importance of preparedness, prevention and mitigation. In last few decades administrative emphasis was given for alleviation of poverty by active participation of the rural poor in the social and economic development programme. Not only social assistance to the people below poverty line at normal period and to the people affected in any emergency event is the responsibility of the Disaster Management Department, but an enhanced area of responsibility to include mitigation and preparedness has also been entrusted upon the Department.

6.5 Normal Relief, Calamity Relief and Disaster Management

Relief : People below poverty line who fall in distress due to different socio-economic reasons, in the event of natural or man-made calamity, due to social disturbances like riot, arson or otherwise and become unable to secure food and face or are likely to face starvation, are provided with relief.

Disaster Management : The Department of Disaster Management is the nodal department of the State Government for coordinating all activities relating to the whole cycle of Disaster Management - preparedness, mitigation, prevention, response, relief and rehabilitation. The objective is to integrate disaster mitigation into development planning.

6.6 Responsibility of Government for combating distress

In the present context of things, Government has accepted responsibility to provide Normal Relief Assistance to certain section of people of below poverty line during normal time and to provide relief to the people affected by any natural calamity. The Government has also accepted the task of disaster management with a view to reducing risk of the people in time of disaster and to lead to a disaster resilient society. The conviction behind this approach is that development cannot be sustainable unless disaster mitigation is built into the development process. The shift in emphasis originates from the belief that investments in mitigation are much more cost-effective than expenditure on relief and rehabilitation.

6.7 Effect of Disaster Management to the Society

West Bengal is prone to different kinds of disasters. Disasters result in the destruction of fixed assets and physical capital, interruption of production and trade, diversion and depletion of savings and public and private investment. A population that has been weakened and depleted by natural disaster, particularly when it coincides with losses from malnutrition etc. will be less likely to have the organizational capacity to maintain irrigation works, bandhs in fields for water harvesting, hill slope terraces, shelter belts.

Without these social assets, communities become more vulnerable. In addition to the loss of social assets themselves, there are many examples of disaster events destroying the gains of the health, sanitation, drinking water, housing and education sectors that underpin social development. Disaster Management develops capacities of society by developing social assets for combating disaster.

Women suffer additional stresses in disaster situations and also bear a disproportionate burden of the additional domestic & income-generating work necessary for survival following a disaster event. When women are exposed to additional stresses, the level of social development is reduced. Disaster Management covers the gender issues in society.

Preparedness for tackling natural disaster in a planned manner is the basic step under Risk Management of Disaster Management. Apart from Preparedness, other steps envisaged under Risk Management are Prevention and Mitigation. Crisis Management includes response and recovery. Mitigation includes any activity that prevents an emergency, reduces the chance of an emergency happening, or lessens the damaging effects of unavoidable emergencies.

Disaster Management Activities increases capacities, strengths and resources of a society. Capacity is needed for individuals, households and in the community to enable them to cope with, withstand, prepare for prevent, mitigate, or quickly recover from a disaster.

Awareness about vulnerabilities is a sine qua non for inducing a mindset of disaster prevention, mitigation and preparedness. In the event of actual disasters, the community, if well aware of the preventive actions it is required to take, can substantially reduce the damage caused by disaster. Awareness generation in community is an effect of Disaster Management.

Disaster Management Activities strengthen the capacities of the community and establish and maintain effective systems for responding to disasters. When disaster strikes, capacity and awareness of the society is the best protection. The impact of disaster can only be combated effectively if we have a rational and objective understanding of them.

6.8 Different Schemes and Programmes (Web based technology etc.) with context Physical & Financial Progress

Incident Response Software : The Department is implementing a Web based Incident Response Software(Previstar CPS) at the EOC through WEBEL Technology Ltd. for better management of disasters by real time analysis of data. So far 13 districts have been covered in this project and an amount of Rs. 6.55 crore has been allotted for the purpose.

Mobile App for monitoring MPCs : An Enterprise GIS solution with a Mobile Data Collection System has been developed where data collection from field level will be done through hand held smart devices. The Project Cost is Rs. 28 lakh (approx.)

Use of Whatsapp in the Department : The Department of Disaster Management is using whatsapp to share information of different incidents for better coordination among the different stake holders in the State of West Bengal.

6.9 Trend of Development during the last Five years and forecast estimates in some areas

Paradigm shift in Disaster Management from a relief centric approach to a regime anticipates the importance of preparedness, prevention and mitigation.

Occurrence of the natural disasters cannot be prevented altogether but their adverse impact can be reduced substantially by undertaking various preparedness and mitigation measures. When disaster strikes, capacity and awareness of the society is the best protection for community.

Disaster Management Department developed capacities of society by creating social assets for combating disaster. Infrastructural development viz. Construction of Flood Shelter and Relief Godown, MPCs under PMNRF, ICZMP & NCRMP – II, increases mitigating capacity of community and reduces vulnerability to disasters. Establishment of round the clock Emergency Operation Centre has helped people to get help more quickly and coordinated manner. Smooth and quick dissemination of information and quick response are being done by effective use of technology, viz. SMS based Early Warning System, Web Based Incident Response Software, Use of Whatsapp etc.

Community awareness has increased by means of organizing mock drills, training programmes, Talk-show, NSSP etc. and it helps society for long term planning for disaster preparedness and response.

Preparation of Disaster Management Plan, Pre-positioning of NDRF Teams in strategic places, Implementation of Hospital Disaster Preparedness & Response Training etc. are some of the effective preparedness measures taken by the Disaster Management Department, which have reduced the response time and lessened the damaging effects of unavoidable emergencies.

6.10 Other activities to be highlighted

Implementation of Hospital Disaster Preparedness & Response Training : Disaster Management Department is implementing a Hospital Disaster preparedness and Response Training in M.R. Bangur Hospital, Kolkata, West Bengal.

Talk Show on Natural Disasters in Doordarshan : A 52 episode live talk show was telecast in Doordarshan Kolkata from 23/6/2015. Eminent experts took part in the programme and huge positive response has been received from the general people.

National School Safety Programme : This programme was started with a view to “Capture the Young Mind” through capacity building and creating awareness among the officials, teachers and students on Earthquake and Landslides in 200 schools each in the districts of Darjeeling, Jalpaiguri and Cooch Behar.

Preparation of Disaster Management Plan: The Department prepared Disaster Management Plans at State Level, District Level, Sub-Division Level and Block Level and updates it every year. Plans for 2016-17 have been uploaded in the Departmental Website.

Establishment of Round the Clock EOC : An Emergency Operation Centre (EOC) has been established at the Department which is operational 24X7, 365 days and responds to any natural disaster anywhere in the State and outside also in quick time. A toll free number 1070 has been kept at the EOC.

SMS based Early Warning System: It has been developed through IT Department to alert all the mobile users in the State regarding advent of Natural Calamities.

Physical Progress and Financial Progress over last 6 years: The following tables show Physical Progress and Financial Progress over last 6 years for Gratuitous Relief, Ex-Gratia Grant, Economic Rehabilitation Grant, Infrastructure and House Building Grant

Table No.6.1
Gratuitous Relief

Year	Normal GR		Special GR	Leprosy GR	Cash GR
2011-12	MT	25526.74	4982	837.36	90.00
	Fund (Rs. in lakh)	3600.07	871.85	189.78	
2012-13	MT	188701	173333	834.77	6.00
	Fund (Rs. in lakh)	3140.32	370.83	164.62	
2013-14	MT	189701	320773	5815	18.10
	Fund (Rs. in lakh)	817.17	811.92	260.08	
2014-15	MT	189701	291200	834.77	73.73
	Fund (Rs. in lakh)	817.17	891	208.69	
2015-16	MT	23616.68	7260.00	834.77	78.90
	Fund (Rs. in lakh)	4784.25	1851.30	212.86	
2016-17 (up to November, 2016)	MT	23616.68	5164.00	834.77	57.25
	Fund (Rs in lakh)	4784.25	183.98	212.86	

Source: Department of Disaster Management

Table No. 6.2
Ex Gratia Grant

Year	Natural Calamity		Snake Bite
	2011-12	No. of Deaths	221
Fund (Rs. in lakh)		295.85	621.35
2012-13	No. of Deaths	252	296
	Fund (Rs. in lakh)	492.50	294.70
2013-14	No. of Deaths	474	778
	Fund (Rs. in lakh)	934.50	765.60
2014-15	No. of Deaths	736	856
	Fund (Rs. in lakh)	1421.20	858.40
2015-16	No. of Deaths	620	766
	Fund (Rs. in lakh)	1191.50	764.25
2016-17 (up to November, 2016)	No. of Deaths	617	512
	Fund (Rs. in lakh)	465.50	509.50

Source: Department of Disaster Management

Table No. 6.3
Economic Rehabilitation Grant

Year	Fund Released (Rs. in lakh)	No. of Disaster Management Kit Distributed
2011-12	64.16	-
2012-13	78.48	-
2013-14	71.97	22678
2014-15	44.22	4692
2015-16	47.29	78583
2016-17 (up to November, 2016)	49.71	214

Source: Department of Disaster Management

Table No. 6.4
Infrastructure

Year	Flood Shelter		Relief Godown	
	2011-12	No. of Shelters	12	No. of Godowns
Fund (Rs. in lakh)		228.0	Fund (Rs. in lakh)	120.00
2012-13	No. of Shelters	32	No. of Godowns	51
	Fund (Rs. in lakh)	624.75	Fund (Rs. in lakh)	309.75
2013-14	No. of Shelters	82	No. of Godowns	119
	Fund (Rs. in lakh)	1004.17	Fund (Rs. in lakh)	599.99
2014-15	No. of Shelters	113	No. of Godowns	88
	Fund (Rs. in lakh)	1985.00	Fund (Rs. in lakh)	700.00
2015-16	No. of Shelters	90	No. of Godowns	62
	Fund (Rs. in lakh)	2500.00	Fund (Rs. in lakh)	394.00
2016-17 (up to November, 2016)	No. of Shelters	48	No. of Godowns	39
	Fund (Rs. in lakh)	1065.00	Fund (Rs. in lakh)	259.53

Source: Department of Disaster Management

Table No. 6.5
House Building Grant

Year	HBG Natural Calamity		HBG Fire
	No. of Cases	Fund (Rs. in lakh)	
2011-12	No. of Cases	208409	239
	Fund (Rs. in lakh)	14736.73	113.76
2012-13	No. of Cases	6391	1047
	Fund (Rs. in lakh)	451.07	84.91
2013-14	No. of Cases	77357	1418
	Fund (Rs. in lakh)	5844.45	175.99
2014-15	No. of Cases	20698	1032
	Fund (Rs. in lakh)	1103.00	116.80
2015-16	No. of Cases	1820	1165
	Fund (Rs. in lakh)	148.28	135.49
2016-17 (up to November, 2016)	No. of Cases	11383	285
	Fund (Rs. in lakh)	891.09	52.84

Source: Department of Disaster Management

Fire and Emergency Services

6.11 Introduction

A number of fire incidents occur very often specially in the high risk buildings like high rise residential buildings, industrial, commercial, business and mercantile establishment centers etc. In each case, these incidents cause an enormous and dreadful toll from the society – a toll that brings pain, suffering and death, a toll that knows no bound of losses in the form of wasteful destruction of buildings, properties, plants, equipments, raw materials, historic and cultural treasures and above all, losses of lives.

To protect people from these dreadful occurrences, the Department of Fire & Emergency Services, Government of West Bengal play pivotal role. It is worthy to mention that success and efficiency of any Fire Service Department depends not only upon the fleet of men and the machines they handle, however modern and sophisticated they may be, but greatly depends upon how the general people, the owner, the occupier or management of high risk buildings are taking care of Fire Prevention and Protection Measures.

The Fire Emergency Services Department was hitherto dependent exclusively on the State Plan funds for infrastructure development.

It is essential to establish and maintain fire prevention and protective measures in all type and classes of buildings to reach the goal of fire safety as a whole. It is found that number of fire incidents and subsequent losses can be reduced through adaptation of well- established codes of practice and techniques in respect of “Fire Prevention and Protection”.

Further, proper checking, testing and well maintenance of all fire and life safety installations and equipments are very much important, so that they can function in full swing when an emergency situation arises. In addition to that developing attitude of fire consciousness among general people gathering knowledge on prevention and protection of fire are unquestionable important and necessary.

The Department of Fire and Emergency Services with all its subordinate offices remains engaged in these works all the time.

6.12 Achievements

Presently there are 127 (upto November, 2016) Fire Stations are being operated all over the State and 51 more are proposed to be constructed.

Table No. 6.6
District wise Fire Stations from May, 2011 to November, 2016

Sl.No.	Name of District	Number of Fire Stations		Renovation of Existing Fire Stations
		As on May, 2011	As on Nov., 2016	Numbers Renovated
1	Alipurduar	2	4	2
2	Bankura	2	3	1
3	Birbhum	3	3	2
4	Burdwan	9	9	4
5	Cooch Behar	5	6	2
6	Dakshin Dinajpur	2	2	1
7	Darjeeling	6	6	3
8	Howrah	5	6	1
9	Hooghly	11	11	3
10	Jalpaiguri	2	4	2
11	Malda	2	3	1
12	Murshidabad	3	4	1
13	Nadia	6	6	3
14	North 24 Parganas	16	17	5
15	Paschim Medinipur	4	4	2
16	Purba Medinipur	4	6	2
17	Purulia	3	4	2
18	South 24 Parganas	6	8	5
19	Uttar Dinajpur	4	4	2
20	Kolkata	15	17	8
Total		110	127	52

Source : Department of Fire and Emergency Services

Table No. 6.7
List of Proposed Fire Stations

Sl. No.	District	Sub-Division	Proposed Fire Stations
1	Alipurduar	Alipurduar	Birpara , Jaigaon
2	Bankura	Bishnupur	Sonamukhi
3	Birbhum	Suri	Dubrajpur
		Murarai	Murarai – I
		Rampurhat	Nalhati
4	Burdwan	Bardwan Sadar	Berenda (Ausgram- I), Guskara, Jamalpur
		Durgapur	Galsi- I
		Katwa	Dainhat, Ketugram
		Kalna	Manteswar, Kalna-II, Purbasthali
5	Cooch Behar	Mekhliganj	Mekhliganj
		Mathabhanga	Mathabhanga-II
		Tufanganj	Boxirhat
6	Darjeeling	Kalimpong	Kalimpong-II, Gorubathan
7	Dakshin Dinajpur	Balurghat	Hilly, Kumarganj, Tapan
8	Hooghly	Chinsurah	Dhaniakhali
		Serampur	Konnagar
9	Howrah	Howrah	Howrah
10	Kolkata	--	Nonadanga, Metiabruz
11	Malda	Malda Sadar	Gazole, Kaliachak
12	Nadia	Kalyani	Kalyani Fire Service Academy
13	North 24 Parganas	Barasat	Rajarhat, Amdanga, Deganga, Habra
		Basirhat	Minakhan, Hansnabad
		Barrackpore	New Barrackpore, Dum Dum
		Bongaon	Petrapole, Gaighata, Bagda
14	Paschim Medinipur	Jhargram	Gopiballavpur
15	Purba Medinipur	Tamluk	Moyna , Nandigram
16	Purulia	Manbazar	Manbazar
17	South 24 Parganas	Alipur	Budge Budge (Pujali)
		Baruipur	Bhasa
		Kakdwip	Gangasagar
18	Uttar Dinajpur	Raiganj	Itahar
		Islampur	Goalpokher

Source : Department of Fire and Emergency Services

Table No. 6.8
Status Report Regarding Equipments / Vehicles / Tools Purchased during the period

Sl.No.	Year	Amount Involved (Rs. in crore)	Name of Major Items Purchased
1	2011-12	6.67	Turn table ladder 30 mtr., wireless system, Air Compressor Machine
2	2012-13	10.71	Mahindra Scorpio, Mid Size water tender, Motor Cycle, Mahindra Bolero, Walkie Talkie
3	2013-14	27.93	Hydraulic Aerial Ladder with platform 96 mtr., Mini Water Tender, Hydraulic Rescue Tools, Breathing Apparatus Set.
4	2014-15	8.61	Bullet / Circular Chain saw, Life Jacket, Dry Powder Extinguisher, Safety Helmet with LED, Delivery Hose Pipe, Portable Inflatable Emergency Lighting System.
5	2015-16	65.22	Delivery Hose Pipe, TATA LPT 407, Smoke Extractor, 2 Fire Fighting Extinguisher, Personal Protective Equipment, Bullet Chain saw, Hydraulic Rescue Tools, Water Mist & CAF Fire Extinguisher.
6	2016-17	13.91 (not up to date)	B.A. Set

Source : Department of Fire and Emergency Services



Chapter 7

Health Facilities

Health and Family Welfare

Health and Family Welfare

7.1 Introduction

Department of Health & Family Welfare is committed to provide affordable, accessible, sustainable, quality essential health care for all, particularly for poor, mother, child, elderly and the deprived residing in far-flung areas of the State.

Focus Area

- I. Set and achieve basic service standards for public sector health care.
- II. Decongest Tertiary Care Hospitals.
- III. Zero out-of-pocket expenditure of patients.

7.2 Context in which the Department functions

Executing Agencies

West Bengal Medical Services Corporation Limited, Public Works Department, Public Health Engineering, Hooghly River Bridge Commissioners, West Bengal Housing Department are the executing agencies at the State and facility level and synergizing with other line Departments like Panchayat & Rural Development, Municipal & Urban Development, Women & Child Development, School Education, Pollution Control Board, State Disaster Management Authority.

Activities

- I. *Free Treatment For All* : To implement the free treatment Policy of the Government offering "Zero out of Pocket Expenditure to all" by withdrawing all kinds of user Charges for all sorts of investigations, medicine & beds from all Government facilities. Budget has been increased from Rs.403 crore in 2015-16 to Rs.757.39 crore in 2016-17.
- II. *Superspeciality Hospitals for Modern Healthcare Districts* : Among the planned 42 of 300 / 500-bedded Multi / Super Speciality Hospitals in 15 districts of the State at a Project Cost of about Rs. 2800 crore, OPDs are functional in 32 Super Speciality Hospitals and IPD services have commenced in 18 Super Speciality Hospitals. These Hospitals with state of the art modern amenities will ensure availability of quality health care services even in the far flung areas of the State.
- III. *Health District* : Seven new Health Districts have been created at Nandigram, Jhargram, Bishnupur, Rampurhat, Diamond Harbour, Basirhat and Asansol to cater to the needs of the remotest population of the State at zero cost.

7.3 National Health Mission

- I. ***Mother & Child Care Facilities*** : Initiative have been taken for setting 13 Mother and Child Hubs at different facilities across the State for ensuring a qualitative and quantitative improvement in Maternal and Child Services at Hospitals with a very high case load. The MCH located at Uluberia

SDH, Murshidabad MCH and Nadia DH have been made functional; the remaining 6 MCHs located at Bankura Sanmilani MCH, Medinipur MCH, Jalpaiguri DH, MJN Hospital Coochbehar, Malda MCH and Medical College & Hospital Kolkata will be completed and made functional within December, 2017. Construction will commence at another 04 Mother & Child Hubs.

- II. **Waiting Huts** : For the first time in West Bengal three Waiting Huts have been set up for pregnant mothers in remote areas of Sunderbans at Gosaba RH, Patharpratima RH & Sandeskhali RH to overcome the challenges of providing safe motherhood. The objective behind this endeavour is to keep the pregnant mothers in these huts 7-10 days ahead of their expected date of deliveries and move them to labour room when pain starts. Free services are being provided for transport, medicines, diet etc. This innovative process will give further boost to Institutional delivery and reduce IMR & MMR.
- III. **Sick New Born Care Units (SNCU)** : As on the 20th December 2016, 61 SNCUs are functional in the State with 1990 functional beds for rendering specialized new born care support of newborns to reduce infant mortality. Another 09 units are at different stages of operationalisation and 06 of them are expected to be functional within FY 2016-17. West Bengal is possibly the only State in the Country having such a large number of Sick New Born Care Units (SNCUs) dedicated to new born survival. To provide comprehensive neonatal care, 303 Sick New Born Stabilization Unit (SNSU) have been made operational. The New Born Care Corners (NBCC) have been made functional at 472 Delivery Points.

7.4 New Medical Colleges & Hospitals

Five districts were identified namely Birbhum (Rampurhat), Coochbehar, Purulia, Uttar Dinajpur (Rajgunj), South 24 Parganas (Diamond Harbour) for setting up of Medical Colleges under the name and style "Establishment of New Medical Colleges attached with existing districts / referral hospitals" having more than 200 bed strength. The MOU were signed by Department of Health & Family Welfare, Government of West Bengal and Ministry of Health & Family Welfare, Government of India. It has also been decided that construction of these 5 Medical Colleges would be taken up by *WBMSCCL* in turnkey mode in packages involving a sum of Rs. 922.35 crore in Phase-I of the Project. The Ministry of Health & Family Welfare will bear 60 per cent of expenditure, while the State would meet 40 per cent. Summary of establishment cost per Medical College has been estimated by Ministry of Health & Family Welfare at Rs. 189 crore. Lands at four sites are in the possession of the Department. Inter-departmental transfer for site at Cooch Behar is under process. Anticipating smooth progress of the projects, the Department has also simultaneously initiated process of creation of posts.

7.5 Nursing Education

5 New GNM Training Schools will be started with total seat capacity 300 at Jhargram DH, Basirhat DH, Ghatal SDH, Jangipur SDH, College of Medicine & Sagar Dutta Hospital. Another 3 GNM Schools running at the existing Government Hospital Building are coming up with new construction at Uluberia (Howrah), Barasat (North 24 Parganas), Tamluk (Purba Medinipur). Another newly constructed GNM School at Lalgah (Paschim Medinipur) started in this year with 50 seats which will be enhanced to 100 seats in the year 2017-18. Construction work is going on in the GNM Schools at SSKM Hospital,

Alipurduar DH and Imambara Sadar Hospital, Hooghly. The Construction work is also going on in the College of Nursing at SSKM Hospital, IDBG Hospital, North Bengal MCH, Bankura SMCH, Burdwan MCH.

There has been an enhancement of Rs.32.04 crore in the year 2017-18 as compared to previous year for the Development of Nursing Education.

7.6 Treatment of Cancer Patients

There are proposals for establishment of Cancer Units in all Medical Colleges of West Bengal for Treatment of Cancer Patients.

7.7 Critical Care Unit / High Dependency Unit

37 Critical Care Units (*CCU*) and 20 High Dependency Units (*HDU*) are already functional. About 42 Critical Care Units (*CCU*) and 30 High Dependency Units (*HDU*) are being set up in different Government Hospitals across the State so that patients do not have to rush to Kolkata and other big cities in any emergency. These *CCU / HDUs* are being strategically located so that at least one such *CCU / HDU* can be accessed within a distance of 50 KM from any location in the State. *WBMSCL* has been entrusted with supply of the High End equipments for these Hospitals to ensure that the facilities are commissioned on target.

7.8 Blood Storage Unit (BSU) & Blood Safety

Blood Storage Units have been opened to ensure an uninterrupted blood supply arrangement for all Units. Out of 78 *BSUs* sanctioned, 36 are functional, equipments for 25 *BSUs* will be supplied from *WBMSCL* within March, 2017 and rest 17 *BSUs* will become functional by March, 2017.

Total Blood Collection by 64 State Government Blood Bank has increased significantly from 361953 units (April, 2015 to Oct. 2015) to 369647 Units till April, 2016 to Oct. 2016. The percentage of Blood Component Separation by the 12 State Government Blood Component Separation Units (*BCSUs*) has also increased to 51.53 per cent in comparison to the previous year's percentage of 43.50 per cent.

WBSAP&CS is committed to achieving zero new infection of *HIV*, no death due to *HIV* and complete elimination of stigma and discrimination for people living with *HIV*.

7.9 Fair Price Medicine Shops & Fair Price Diagnostic Centres

Fair Price medicine Shops have been set up from Medical College to Rural level hospitals to provide quality medicines, surgical items, consumables, implants, pacemakers, cardiac stents etc at discounts of 48-77.2 per cent on MRP. 112 Fair Price Medicine Shops are functional. The gross sale of the *FPMS* has shown a rising trend over the years and till November 2016, the total sales has been Rs.1298 crore and patients availed discounts worth Rs.808.04 crore with Rs. 2.85 crore prescriptions being served from these facilities.

Fair Price Diagnostic Centers and Dialysis Services has been set up at 46 State Run Facilities across the State, in *PPP* Mode to provide free diagnostic services at affordable cost to the poor and vulnerable section of the society. 85 such units (33 dialysis, 12 CT Scan, 4 MRI & 36 Digital X-Ray) are already

functional under *PPP* mode at Government approved rates much below the market rate (e.g. (a) Digital X-Ray @ Rs.100/- per plate, (b) CT-Scan @ Rs.500/- (minimum), (c) Dialysis @ Rs. 500/- per sitting (d) MRI @ Rs 2240). An additional budgetary support Rs.30 crore has been provided to make payment for all patients to make their out of pocket expense to be NIL. Advanced 16 Slice CT Scan machines has been planned in 13 hospitals of which 12 are already functional and the remaining one is expected to become functional very soon. *WBMSCL* was entrusted with procurement of the equipment and commissioning the services in tandem with the Hospital Authorities, Equipment Supplier, *PPP* Cell of the Department and the selected Private Partner at a tentative Project Cost of Rs. 26 crore. The CT scan cost in these *FPDCs* is Rs. 500/- only against the prevailing market price of around Rs.1500/- per case. Dialysis Services has been implemented in a similar fashion at a tentative Project Cost of Rs. 19 crore. The cost for 4 hours session in these Dialysis Centers is Rs.500/- (plus Rs.260 - Rs.290 for consumables) against the prevailing market price of around Rs.1500/- per session.

7.10 e-Governance

A Comprehensive people friendly policy on e-Governance has been planned for effective & efficient functioning of all Health Facilities, namely

- I. e-Vesoj Pilot in Kolkata Drug Licensing Authority
- II. Customization of e-Hospital and training of personnel for NRS Medical College and Hospital
- III. Establishment of Telemedicine facility at Suri SSH and Jangipur SSH
- IV. Establishment of MPLS-VPN connectivity to all Medical Colleges & District Hospitals
- V. Establishment of MPLS-VPN connectivity in all District Headquarters
- VI. e-Vesoj Roll out to all Drug licensing authorities across the State.
- VII. Extension of Telemedicine at 7 SSH locations
- VIII. Establishment of Video Conference facility in all District Head quarters.

7.11 Food Safety

- I. The State Food Safety & Standards Appellate Tribunal has been set up at Swasthya Bhawan, Kolkata.
- II. The Presiding Officer of Appellate Tribunal has been appointed.
- III. Besides Kolkata Municipal Corporation, 10 (Ten) districts namely Purba Medinipur, Howrah, Hooghly, Darjeeling, Alipurduar, Paschim Medinipur, Purulia, Bankura, Malda and Jalpiaguri have already started online registration and licensing.
- IV. The recruitment of 179 *FSOs* is under process.
- V. Material on awareness relating to Food Safety was disseminated to general public through *SMS*.
- VI. A total of 93,581 Food Business Operators have already been registered or licensed under *FSSA* in the State so far.

- VII. To monitor quality of food items available in the market, samples of different food articles are being regularly collected and analyzed and actions are initiated as per the provisions of the Act. A total of 485 food sample were analyzed from April 2016 to 07-12-2016.

7.12 Free Drug Policy

With a view to providing the essential and vital drugs, surgical implants and surgical consumables, other hospital consumables free of cost to the poor patients "*Free Drug Policy*" has been issued by introducing (a) Prescription in Generic Name (b) introduction of e-Tender system (c) e-Procurement through Store Management Information System (*SMIS*), (d) introducing comprehensive Supply Chain Management and (e) Quality Control.

For significant capacity up gradation of hospitals at the Tertiary, Secondary and Primary level, budget provision for Drug, Surgical implants, Machinery and Equipment / Tools and Plants has been made.

Six NABL accredited Laboratories has been empanelled for quality testing of drugs and consumables. Arrangement for proper testing of drugs is being done for general drugs and drugs from Fair Price Medicine shops. Presently, 80 samples are being tested at the level of *SDCRL*. The scope for testing of drugs will be done for more samples to the extent of 200-250 samples.

7.13 Public Health

- I. *Thalassaemia Control Programme* : Under the State Thalassaemia Control Programme, Twenty one Thalassaemia Control Units are functioning in the State. During the FY 2016-17 (Upto November), total 99,892 persons have been screened. Out of these persons, 12,379 have been detected as carrier and total 1358 persons have been detected as suffering from Thalassaemia.
- II. *Public Health Institution at Kalyani* : This Department has set up Institute of Public Health at Kalyani in Nadia district with the objective to introduce courses in Public Health. At present, Master of Public Health (*MPH*) course has been started with 19 students.
- III. *Comprehensive Health Check up camps for Senior Citizens* : Comprehensive Health Check up camps for Senior Citizens are being held two times in a year at Gram Panchayet Headquarter Sub-centres out of the State Budget. During the FY 2016-17 (upto November), total 2878 camps have been held in the State where 2,58,890 elderly persons have been checked.
- IV. *Mental Hospital at Lumbini Park & Toofanganj* : Construction work of the new G+5 building of Lumbini Park Mental Hospital and new G+4 building of Toofanganj Mental Hospital are going on and are expected to be completed within July, 2017.
- V. *Mental Hospital at Calcutta Pavlov Hospital* : 'Dhobi Ghar', a unique rehabilitation project for the cured mental patients of Calcutta Pavlov Hospital has been made functional. Linens of the Calcutta Pavlov Hospital are being mechanically washed by cured inmates on payment of wages.
- VI. *Malaria Control* : Two rounds of Indoor Residual Spray (*IRS*) for Malaria in endemic districts, monthly Village level IEC- cum- service camps in 1000 selected villages (high malaria case load / death) held from the month of April to October, procurement of Anti Malarial logistics (Bivalent

Rapid Diagnostic Kits, Blood Slides and Lancets) and Procurement of Long Lasting Insecticidal Nets (*LLIM*) for distribution in high Malaria endemic sub centres done out of State Budget.

- VII. *Control of Dengue* : House to House survey in 41 Urban Local Bodies from the month of April to October for prevention and Control of Dengue, procurement of Dengue Diagnostic Test Kits and procurement of ELISA machines for Diagnosis of Dengue / Japanese Encephalitis / Chikungunya done out of State Budget.
- VIII. *Snake Bite* : Training of Medical Officers completed on Management of Snake Bite.
- IX. *National Rabies Control Programme*: Training of Medical Officers for management of Animal bites under the new guidelines on National Rabies Control Programme completed.

7.14 Rashtriya Swasthya Bima Yojana (RSBY)

In current financial year 2016-17 (upto 19th December), 62,90,446 Active Cardholders have already availed the health care in Government Hospitals using the *RSBY* card. Total claim of the Hospitals for the period 2016-17 has been Rs.196.49 crore. In current financial year the number of Empanelled Hospitals has increased to 1208 hospitals from 828 hospitals upto 19th December' 2016. Handloom Weavers have also been covered. Additional Rs. 5 crore required for the purpose will be met up out of the savings from the reduced premium rate.

Implementation of the *RSBY* in West Bengal is highly appreciated by World bank and invited the State to share its experience in Berlin Global Learning Forum on Delivering Social Protection and Labour System in Urban Setting in Berlin, Germany, on June 2015. Government of India also invited this Department to share its experience in National Summit on Good Replicable Practices and innovations in Healthcare Systems on July 2015, at Shimla.

Current Policies of all districts in West Bengal under *RSBY* Scheme has been extended up to 31-03-2017.

7.15 Swasthya Sathi

A Group Health Protection scheme named "**Swasthya Sathi**" was announced by the Government of West Bengal. The scheme was formally inaugurated by Hon'ble Chief Minister of West Bengal on 30th December, 2016. The Scheme will run entirely on IT platform as a paperless, cashless health benefit scheme through use of 64 KB Chip enabled Smart card. Extensive IEC has been planned to cover maximum beneficiaries. Free Call Centre support bearing Toll free number 1800-345-5384 is functional and one android based Swasthya sathi Mobile app is developed and released for the assistance of the beneficiaries. Nearly 45 lakh identified household covering almost 3 crore population will be benefitted out of the Scheme.

7.16 Fire Fighting (Prevention and Control) in Government Hospitals

The Department has attached a very high priority to have adequate fire-fighting (prevention and control) measures in place in Government hospitals and Medical Colleges. A team of *PWD* engineers along with officials of the fire directorate and the local hospital authorities have been directed to inspect all Medical College and Hospitals, District Hospitals, Sub-divisional Hospitals and State General Hospitals. A comprehensive plan and estimate has been prepared and sanctioned. Work has been taken up in most of these hospitals. Administrative approval has been accorded of an amount of Rs. 77.80 crore by MERT division for Medical College & Hospitals and Rs. 55.43 crore by MS division for other hospitals.

7.17 Future Prospects

- I. It has been our endeavour to increase full immunization coverage to 97 per cent and Institutional delivery to 100 per cent.
- II. It is proposed to provide Ayush doctors to 2500 Gram Panchayats by 2021 and set up integrated Ayush Hospitals in two Districts of West Bengal, namely, Alipurduar and Pachim Mednipur.
- III. Setting up of a College to impart Bachelor's Degree in Yoga and Naturopathy.
- IV. To promote Ayush health-care including Yoga as an alternative form of treatment for life-style diseases, develop a medical tourism hub based on Ayush form of treatment at Topsikhata, Alipurduar, complete with an Ayush Hospital, a Medical Resort, Yoga training, and a herbal garden open to tourists.
- V. Ensure availability and retention of high quality medical / para-medical personnel through CME / Skill development, re-deployment and contractual employment.
- VI. Smooth cost-effective and planned procurement of drugs, logistic and equipment.
- VII. e-Governance initiatives by developing on-line Personnel Management Database and e-prescription, stock management, record management, etc. in all institutions.
- VIII. Set & Publicize Citizen's Charter about grievance cell, service package, patients' rights & responsibilities.
- IX. Facilitation of *RSBY*, Swasthya Sathi and other Insurance Schemes.
- X. Strengthening of *HMIS* including Web-based reporting, tele-medicine, video-conferencing, etc.
- XI. Establishment of College of Nursing in the upcoming Medical Colleges at- Coochbehar, Rampurhat, Diamond Harbour.
- XII. Establishment of Nursing College for Male Nurses.
- XIII. Establishment of Nursing University.

For the financial Year 2017-2018 an amount of Rs. 11426.44 crore has been proposed.



Chapter 8

**Industrial Development and
Entrepreneurship**

Large Industries & Enterprises

Micro, Small & Medium Enterprises and Textiles

Labour

Tourism

Large Industries & Enterprises

Commerce and Industry

8.1 Introduction

Government of West Bengal has taken a series of pro-industrial policy initiatives. Department of Large Industries and Enterprises (erstwhile “Commerce & Industries Department”) has been organizing promotional activities through various events across the country with national and global participation. National and State Chambers of Commerce and Industry have also reciprocated equally in these promotional initiatives. Consequently, West Bengal has remained as one of the attractive and prime destinations for investment in the industrial field. This Department is responsible for industrial development in the State in order to provide an environment – friendly industrial atmosphere to attract domestic and foreign investors. With the progressive liberalisation in the Indian Economy, Government of West Bengal has given major thrust to Industrial Development in the State. For this purpose there has been a consistent expansion in the role and functions of this Department.

Role and function:

- I. Formulation and implementation of Industrial policy and strategies for Industrial Development as required in the State Economy.
- II. Creation of a conducive environment for industrial development in the State.
- III. Development of industrial infrastructure.
- IV. Promotion of Industrial Development in industrially backward areas through the special incentive packages.
- V. Compilation of data/statistics on investment including foreign direct investment, employment & capacity utilization in industries.
- VI. Growth in specific industry.
- VII. Growth in exports and imports.
- VIII. Promotion of the leather, tea, jute.
- IX. Regulation of mines and minerals development.
- X. City gas distribution and building up of gas grid.
- XI. Trade and commerce within the State.

8.2 Agencies

i) Directorate of Industries, ii) Directorate of Mines & Minerals, iii) West Bengal Industrial Development Corporation Limited, iv) West Bengal Industrial Infrastructure Development Corporation, v) West Bengal Minerals Development and Trading Corporation Limited, vi) West Bengal Tea Development Corporation Limited, vii) Greater Calcutta Gas Supply Corporation Limited, viii) West Bengal Pharmaceutical and

Phytochemical Development Corporation Limited, ix) West Bengal Government Press and Stationery Office, x) Office of the Registrar of Firms, Societies & Non Trading Corporation & xi) Infusions (India) Limited.

Performances, Growth & Investments

Since coming to power in May, 2011, the present Government is tirelessly working towards promotion of industries, trade and commerce in the State. The Department has played a significant role in the process. Several important achievements have been attained by this Department which merit special mention.

- I. **BGBS – 2017** : The Bengal Global Business Summit was held on 20-21 January, 2017 underlying the theme of “Come to Bengal, Ride the Growth”. Business from across India and 29 countries participated in the Summit. A total of Rs. 2,35,290.03 crore of business announcements, business document exchanges, expressions of interest and investment proposals were received at the Bengal Global Business Summit, 2017.
- II. **Ease of Doing Business - Online Single Window Clearance System (OSWICS)** : An internet based software styled ‘Online Single Window Clearance System’ for obtaining 11 kinds of statutory clearances from 7 Government Departments required in connection with setting up of large scale industrial units has already been developed. Besides large scale industrial enterprises will also be able to obtain registration for incentives online from the same system.
- III. **Mining Activities** : Statutory intervention was made to make mining more transparent, competitive, structured and eco-friendly. The West Bengal Minor Minerals Concession Rules, 2016; The Minor Mineral (Auction) Rules, 2016 and The District Mineral Foundation Rules, 2016 were framed and published. E- Auction platform is also finalized and operational.
- IV. **Industrial Infrastructure** : Through WBIDC Limited and WBIIDC, several industrial parks/growth centres with state-of-the-art facilities are being set up to attract entrepreneurs.

WBIDC Limited has completed a number of Industrial Parks to facilitate entrepreneurs in setting up their units such as:

- a) Rishi Bankim Shilpa Udyan at Naihati in North 24 Parganas,
- b) Food Park (Phase-III) at Sankrail in Howrah,
- c) Vidyasagar Industrial Park at Kharagpur in Paschim Medinipur.
- d) Plasto Steel Park at Barjora, Bankura is a very important project of WBIDC Limited with a high export potential.
- e) Panagarh Industrial Park is spread over almost 1500 acre in Burdwan District which houses M/S. Matix Fertilizers & Chemicals Limited, which is the anchor unit of the Park.

NEW PARKS

The following new parks have been developed by WBIDC:

- I. Haringhata Industrial Park in the District of Nadia is being developed on 300 acres. The Transaction Advisor has submitted the Master Plan.
- II. Goaltore Industrial Park is being developed on 950 acres in Paschim Medinipur district. The Master Plan is ready and work will begin shortly.

- III. Garment Park is being developed on 9.5 acres in Budge Budge which will create 750,000 square feet of modular space at a cost of Rs. 200.00 crore. Work on the project has already begun.
 - IV. Multi-product Industrial Park is being developed on around 300 acres in Haldia.
 - V. Gems & Jewellery Park at Ankurhati, Howrah will become operational soon. The Park is being developed on around 6 acres for about Rs. 55.00 crore.
- V. **AKIC:** AKIC is a part of the National Programme of Government of India in developing Industrial Corridors. The AKIC has a running length of 1839 KM spread across seven States and 20 cities. The corridor is conceptualised along high speed EDFC and covers 7 States including West Bengal. In the first Phase, every State could promote at least one Integrated Manufacturing Cluster (IMC). Industrial Park at Raghunathpur in the district of Purulia namely RSAIP-II with 734 acres was ranked 1 by the IMC consultant for the State of West Bengal for setting up of the IMC under AKIC. It was later decided to include additional area of 1651 acre of RSAIP which is separated from RSAIP – II by Road. DPR for the project is under preparation by the project consultant.
- vi. **Incentive:** State Government has been incentivizing manufacturing industries by providing financial incentives.
- VII. **City Gas Distribution Project:** PNGRB has granted acceptance of Central Government authorization of M/S. GCGS Limited to form infrastructure Gas Distribution Network in and around Kolkata. The GCGSC Limited has furnished bank guarantee of Rs. 13.00 crore for getting the City Gas Distribution License. TA has been engaged. DFR has already been finalized. Valuation of the business is being finalized.
- VIII. **Export Promotion:**
- a) **Construction of Ware House, etc. at Changrabandha, Coochbehar :** Construction of three Ware Houses and Boundary wall at Changrabandha International Truck Terminus in the District of Coochbehar were undertaken. Construction work of warehouses is complete.
 - b) **Immigration Check Post / Land Customs Station project at Fulbari, Jalpaiguri :** Construction work relating to Immigration Check Post/Land Customs Station project at Fulbari, Jalpaiguri is also complete.

8.3 Industrial Projects Implemented & Under Implementation

With our consistent effort, 522 industrial projects have been either implemented or in the process of implementation since 2011.

Public Enterprises & Industrial Reconstruction

8.4 Introduction

The functions of this wing include:

- I. Paying facilitating role for the revival and rehabilitation of closed and sick industrial units (large/medium) with or without the intervention of the Board for Industrial and Financial Reconstruction (BIFR) in the private sector by way of proactive guidance and co-ordinating the implementation of revival packages with the support of certain relief and concessions as laid out in the West Bengal Industrial Renewal Scheme, 2001 (WBIRS).
- II. Governing the West Bengal Industrial Renewal Scheme, 2001 (WBIRS) and administering the West Bengal Relief Undertakings (Special Provision) Act, 1972 (WBRU).
- III. Administering 5 State Public Sector Enterprises (SPSE) and undertaking restructuring of SPSE under administrative control of different Government Departments. Besides, there are four Joint Venture Companies namely West Bengal Chemical Industries Ltd., EMT Megatherm Pvt. Ltd., West Bengal Agro Textiles Ltd. and The Lalit (Great Eastern) Hotel Ltd. under administrative control of this Department.
- IV. Co-ordinating recycling of idle/excess land of closed and sick industrial units to generate resources for investment in their revival efforts vis-à-vis for setting up of new projects thereon by intending entrepreneurs to ensure continued productive use.

8.5 Major Activities

Role in administering and restructuring of Public Sector Undertakings

Out of the 13 State Public Sector Enterprises (*SPSEs*) under the control of the Department in May, 2011, 7 *SPSEs* were transferred under the administrative control of different Departments during 2013-14 and 1 *SPSE* was transferred during 2015-16. Currently 5 *SPSEs* are under the direct administrative control of this Department.

Saraswati Press Ltd. (SPL) is an ISO 9001-2008 Quality System Certified Company, taken over by the Government of West Bengal in 1979. These units print approx. 15000 MT and 5000 MT paper (Exclusively School Text Books). *SPL* has recently gained order for printing of Digital Ration Cards for the Govt. of West Bengal. *SPL* has a subsidiary company in the name of West Bengal Text Book Corporation Pvt. Ltd. (*WBTBC*) which was set up by the Government for production and distribution of school text books.

8.6 Role in Revival of Central Public Sector Undertakings and Private sector units

Extension of Relief / concession in BIFR Cases

This Department has considered all the eligible cases for extending admissible relief / concession as per the guidelines of West Bengal Industrial Renewal Scheme, 2001 to sick companies in terms of BIFR

sanctioned schemes in consultation with the Finance Department and other relevant departments during the year reported upon. The relief concessions have also been considered for 'weak' units that have incurred cash loss for two years in succession

Administering of West Bengal Relief Undertaking (Special Provisions) Act, 1972

The matter of extension of legal protection by declaring eligible sick industries as 'Relief undertaking' has been under consideration in respect of seven companies.

Preparation of Sick-industries Land Bank

The Department has comprehended that a vast quantum of land is lying unutilized / underutilized as those are in possession of sick / closed industrial units. Depending on such experience one time activity for creation of a Sick industries Land-bank to be created out of land lying idle / surplus in the sick / closed units was undertaken and M/s. Price Water house Coopers Pvt. Ltd. (*PWC*) was engaged for providing advisory assistance for development of a land bank consisting land locked in sick / closed industrial units in West Bengal.

A mechanism involving identification and recovery / resumption of unused (surplus / idle) land after determining their character etc. in terms of the provisions of Land Acts (WBEA Act. 1953, WBLR Act. 1956 and ULCR Act. 1976) in consultation with the L & LR Department will be devised.

A Group of Ministers (*GOM*) has been formed by the State Government to look into the matter of closed industries and currently cases of two closed companies are under review.

Preparation of a new Scheme to consider relief / concession to the sick / weak / closed industries of this State

Keeping in view the constraints of the Finance Department and the experience of dealing with the matters of industrial sickness before the BIFR, it has been felt that a New Scheme, having more flexibility in providing relief / concessions to the ailing industries needs to be formulated. Hence, a new scheme with modified and enhanced relief and concessions for sick and weak industries in the State is being formulated to replace the present WBIRS, 2001.

Status of Sick Industrial Units Referred to BIFR from this State

The Board for Industrial & Financial Reconstruction (BIFR) primarily determines the measures in respect of industrial companies in the large / medium sector that have to report their 'sickness' to and are registered with this Board, upon a preliminary assessment of complete erosion of their net worth and formulates revival schemes to address respective causes of sickness under the Sick Industrial Companies (Special Provisions) Act, 1985 after securing the consent of all stakeholders in respect of sacrifices necessitated. The Board also monitors implementation of the sanctioned scheme during implementation by the respective companies.

Micro, Small & Medium Enterprises and Textiles

8.7 Introduction

The micro, small and medium enterprises and textiles sectors play a pivotal role in contributing to the State economy. These sectors offer the promise of excellent economic growth and widespread employment. *MSMEs* are complementary to large industries as ancillary units and contribute enormously to the Socio Economic Development of the State. In the overall value chain of different enterprises, *MSMEs* are placed in crucial positions.

The State Government, in the last five years has taken various initiatives supporting reforms and creating enabling environment to foster growth and development of *MSME* and Textiles sector. Different Directorates, District Offices, different Corporations, Boards and Apex Organizations under the control of the Department are constantly working not only improve the ease of doing business but also handhold entrepreneurs.

This Department functions as nodal agency of the Govt. in framing Policies and implementing various programmes/activities and plays a pivotal role for growth and development of *MSME* & Textiles Sectors. The Department facilitates promotion and sustainability of *MSME*, Textiles, Handicraft, Handloom, Khadi and other traditional village industries in the State. It functions (i) to facilitate integrated growth and development of *MSME* enterprises in the organized and unorganized sector; (ii) to create more employment opportunities with special focus on SC/ST community and economically weaker sections of the people; (iii) to facilitate better income generation for the people associated with *MSME&T* sector including khadi and village industries sectors; (iv) to achieve an integrated development of spinning, handloom, powerloom hosiery and readymade garments enterprises in the State; (v) to create infrastructure for *MSME* & Textiles sectors through facilitating setting up of parks/estates, etc.; (vi) to introduce e- Governance initiatives for ease of doing business; (vii) to provide marketing support to artisans, weavers and village industries.

8.8 Executing Agencies under the Department

There are three Directorates under the administrative control of the Department namely (i) *Directorate of Micro, Small & Medium Enterprises* (22 District Industries Centres (DIC)/Sub- DIC working at the district level under this Directorate); (ii) *Directorate of Textiles (Handloom, Silk Weaving, Spinning Mills and Handloom Based Handicrafts Division)* and (iii) *Directorate of Textiles (Powerloom, Hosiery and Readymade Garments Division)*. These Directorates are equipped with grass root level officers/technical officers and other employees who are entrusted with the responsibility of execution of the different programmes and activities of the Department/Directorates.

Apart from these three Directorates there are two other organizations namely (i) *West Bengal Small Industries Development Corporation Limited*, a corporation fully owned by Government and (ii) *West Bengal Khadi and Village Industries Board*, a statutory body established under *Khadi & Village Industries Board Act, 1959*.

The *West Bengal Small Industries Development Corporation Ltd.* develops the industrial infrastructure for the micro, small and medium enterprises in the State and is also associated with commercial and business activities to support the small enterprises of the State.

The *West Bengal Khadi & Village Industries Board* implements various programmes and schemes for development of khadi and village industries in the rural areas of the State in co-ordination with the agencies engaged in rural development where ever necessary. One of the main functions of the *West Bengal Khadi & Village Industries Board* is to assist rural artisans/Individuals/Entrepreneurs/Co-operative Societies/ Regd. Institutions / Panchayat Raj Institutions to enable them to take up various activities/schemes according to approved programmes of the State/ *Khadi & Village Industries Commission*. The Board provides technical assistance to its aided units and does arrange supply of improved tools and implements and essential inputs, where ever necessary. The Board also undertakes cluster development approach for sustainable development of khadi sector as well as village industries sector.

Besides the above noted organizations, there are some public sector undertakings and apex co-operative societies under the administrative control of this Department that provide back and front end support to handicrafts, handloom and rural units in the State. The list comprises with (i) *West Bengal State Handloom Co-operative Society Limited (TANTUJA)*; (ii) *West Bengal Handicrafts Development Corporation Limited (MANJUSHA)*; (iii) *West Bengal State Handicrafts Society Limited (BANGASHREE)*; (iv) *Paschim Banga Resham Silpi Samabaya Mahasangha Limited*; (v) *West Bengal State Export Promotion Society* and (vi) *Silpabarta Printing Press*.

Biswa Bangla Marketing Corporation (BBMC) is another important organization under the administrative control of the Department. *BBMC* is the umbrella organization of *Biswa Bangla* showrooms and *Biswa Bangla Haat* to carry on the business of marketing for various traditional and heritage products of the State. The organisation's unique business proposition is to plough the operating profit back to the artisans and weavers whose entrepreneurship has been pivotal to *Biswa Bangla's* success.

8.9 Policies and Programme undertaken

Policies

- I. **MSME Policy 2013-18:** Launched in 2013, the policy aims at creating enabling business eco system for making *MSMEs* attain the desired standards of quality and cost. Incentive scheme for *MSMEs* has been framed under this policy.
- II. **Textiles Policy 2013-18:** Launched in 2013, the policy framed for developing a sustainably growing modern and innovation driven textile and garment industry. Incentive scheme for textiles sector framed under the policy focuses on balanced growth across all the regions of the State.
- III. **Start-up Policy 2016:** Launched in January 2016, the policy aims to make the State as one of the top start-up destinations in the country by 2021.

Programmes / Schemes

- I. **Cluster Development:** With a view to enhancing the productivity, competitiveness and capacity building of *MSMEs*, Handloom sector and Khadi & village industries sector, the *Cluster Development Programme* of the Department has been extended to cover 338 clusters in the State during the last five & half years from a base of only 49 clusters. These include 183 *MSME* clusters, 105 Handloom clusters and 50 Khadi clusters. Out of 183 *MSME* clusters, soft intervention completed/started in all clusters, *CFC* started in 11 clusters and need based *CFC* are in progress in different clusters.
- II. **Private Industrial Parks:** Under '*Scheme of Approved Industrial Park (SAIP)*' launched in 2014, the Department actively supports private entities to set up *Greenfield Industrial Parks* for promotion of *MSMEs* with fiscal and non fiscal benefits. Under *SAIP*, 9 parks have got in-principle approval so far.
- III. **Textiles Parks:** Under a mega project *TexPro*, 13 Textiles Parks are being set up with all infrastructural facilities. Construction work of 4 Parks has already started.
- IV. **Karma Tirtha:** In order to provide infrastructural facilities to artisans and weavers including marketing, 54 *Karma Tirthas* are being set up in different locations all over the State at a cost of Rs. 3 crore for each *Karma Tirtha*.
- V. **Rural Haats:** Three *Rural Haats*, one each at Alipurduar, Purulia and Bishnupur (in Bankura) have been set up. These *Haats* will provide integrated rural marketing facilities to artisans and small scale entrepreneurs. One more *Rural Haat* is being set up at Jhargram (in Paschim Medinipur).
- VI. **Urban Haat/ Biswa Bangla Haat :** The Department has set up *Urban Haat* at Durgapur in 2012. Another *urban haat* in Siliguri will be operational in mid 2017. Besides these two haats, two *Biswa Bangla Haats* are functioning at Santiniketan and at Rajarhat. *Biswa Bangla Haat* at Rajarhat has been renamed as ("*Silpidwara Silpi-Hat*").
- VII. **Skill Development Training Programme:** *Skill Development Training Programmes* on product diversification, design development are organized for weavers/artisans to cater the need of changing demand of the market.
- VIII. **Rural Craft Hub (RCH)/ Rural Craft & Cultural Hub (RCCH):** Launched in 2014 in collaboration with *UNESCO*, this project covers 10 crafts across 26 villages in 9 districts. With an amount of Rs. 10 crore, it aims to develop these villages into craft hubs with artisans becoming self-reliant entrepreneurs. Being extended as *Rural Craft & Cultural Hub* to groom 18 locations of the State to grow as tourist destinations with unique craft and culture.
- IX. **Biswa Bangla:** An umbrella brand, launched in 2014 to showcase and promote Bengal's heritage products in handloom, handicraft, *FMCG* and culture sectors. Presently, 8 *Biswa Bangla* showrooms and 2 *Biswa Bangla Haats* are functioning.

- X. **Tanti Sathi:** Launched in July, 2015 for providing new/ modified pit looms to weavers of the State, who have either no looms or have old / dilapidated pit looms, for higher productivity & quality production with value added items as well as earning of more wages for their sustained employment. Till December, 2016, around 67,000 looms & accessories have been supplied to handloom /khadi weavers.
- XI. **State & District Level Awards to Handicrafts Artisans:** In order to encourage the handicraft artisans for creation of better and innovative design of their products, this Department organizes District Level Handicrafts Competition in each District and State Level Handicrafts Competition in Kolkata every year.
- XII. **Fairs and Exhibitions:** The Department organizes fairs and exhibitions in the District Level, State Level and National Level and also participates in the foreign fairs every year in order to provide marketing support to the handicraft artisans/ handloom weavers.
- XIII. **Old Age Pension to Artisans and Weavers:** The Department has been implementing the scheme for providing pension to the eligible artisans and weavers @ Rs. 1000 per month.

8.10 Statutory, Financial and Technological Support System

Statutory Support System

- I. **One stop statutory portal (www.myenterprisewb.in):** A web platform to provide all basic information on statutory compliances and government incentives to *MSMEs*. This platform demystifies and simplifies the process of establishing an enterprise in the State. The portal has experienced more than 113780 hits so far from among the *MSME* entrepreneurs.
- II. **Single Application Gateway (*SAG*):** A virtual single point to apply and receive all applications made by an entrepreneur for different statutory compliances. This online service of *SAG* is available at www.myenterprisewb.in.
- III. **MSME Facilitation Centre (*MFC*):** *MFCs* have been set up in each district including Kolkata for providing all necessary information and hand holding to *MSME* entrepreneurs. To an entrepreneur, *MFC* is a single window service provider in regard to obtaining statutory clearances. During the last one & half years, *MFCs* performed a crucial role in handling and disposing of nearly 7650 statutory applications including pollution, electricity, fire, trade license, ground water etc.
- IV. **SYNERGY MSME:** A unique service-delivery event to provide customized solutions to *MSME* business needs under one umbrella. More than 44000 *MSME* entrepreneurs have availed of services at the State level and eight regional *SYNERGY* events.
- V. **Unique Clearance Centre (*UCC*):** Set up in selected districts for fast tracking of mutation and conversion of land for industrial purpose. *UCC* in Howrah, Hooghly, Bankura, Purulia, Burdwan, North 24 Parganas and Jalpaiguri are in operation.
- VI. **Service With A Smile (*SWAS*):** A mobile App based help desk and query handling system for the *MSME* entrepreneurs. The App gives entrepreneurs a unique medium to lodge their

questions and/or concerns and help them to get answer or solution of their queries within a given time frame.

Financial Support System

- I. **Finance Clinic (FC):** To address the challenge of access to adequate and timely credit faced by MSMEs, the Directorate through DIC/Sub-DICs organizes *Finance Clinic* in each district every month. Banks, Financial Institutions and Government Officials assemble at *Finance Clinic* for counseling and extending handholding support to the attending entrepreneurs. The initiative of organizing *Finance Clinic* has been made broad-based by inclusion of various Government Offices and functionaries of district administration to cover the statutory compliance related issues, Government incentives etc. at a single platform. In the last two years, total 3514 entrepreneurs attended in 136 *FC* held in districts. In the *FCs*, bankers have sanctioned different proposals whose total project cost stands at Rs. 434 crore.
- II. **West Bengal MSME Venture Capital Fund:** Rs. 200 crore fund launched in 2015 to provide equity support to potential and innovative small and medium enterprises including start-ups in the State. Mentoring and hand holding support is an integral co-arrangement associated with the Fund. *SIDBI Venture Capital Limited (SVCL)* is the Fund Manager of this fund. Access to fund and associated services can be made through www.msmebengalinvest.in.
- III. **MSME Finance Portal (www.msmebengalinvest.in):** A web market place for matchmaking of entrepreneurs, investors and professional experts. Free on-line credit assessment of every proposal by *IIMC*. On this platform, Bengal based Start-ups seeking fund can post their business proposals, while investors across the Globe can post their investment interests.

Technological Support System

Technology Facilitation Centre (TFC): Set up at *CSIR- CGCRI* complex in Jadavpur, Kolkata in partnership with *CSIR* provides a single window for information on latest technologies for *MSME* sector. *TFC* acts as a networking hub for technology providers and seekers. The service of *TFC* is available at www.msmebengalinvest.in.

Start Up Initiatives

In order to provide 360° support to start ups in the State, *State Resource Centre* with 23 Accelerators has been set up recently. For encouraging to start early, *Entrepreneurship Development Centre Network (EDCN)* has been set up involving colleges and professional institutions. The comprehensive website www.startupbengal.in provides all support in interface with www.myenterprisewb.in *MSME Facilitation Centre (MFC)* work as Accelerators providing all support under one roof. 20 percent of fund under *MSME VC Fund* is earmarked start up.

8.11 Handloom

In West Bengal, there are 3,07,829 handlooms and 6,65,006 handloom workers as per Census conducted by the Ministry of Textiles, Govt. of India in 2009-10, 4,06,761 number of household units are engaged in handloom activities and number of Active Primary Weavers Co-Operative Societies (*PWCS*)

are 493. The annual production is approximately 798 M.Meter and 5,31,075 numbers of Photo Identity Cards have been issued to the weavers.

Comprehensive Handloom Development Scheme (CHDS): Taken up in Dakshin Dinajpur District with a cost of Rs. 46 crore.

Mega Handloom Cluster: This project covers Murshidabad District and part of Nadia District. Total cost of the project is Rs. 99 crore.

Project Baluchari: This is a significant initiative to revive *Baluchari saree*, a G.I product of Bishnupur in Bankura District with a project cost of Rs. 9 crore.

Skill Upgradation training under West Bengal Handloom Circuit Development Scheme 2014: 60,599 handloom weavers/ allied workers have been trained against a target to 96,115 weavers/allied workers over a period of 3 years.

Integrated Skill Development Scheme (ISDS) (Centrally sponsored): 2702 weavers have been trained on product diversification against a target to 24950 weavers at the project cost of Rs. 33.22 crore over a period of 3 years for sustained employment.

State Design Centre (SDC): Set up in 2013 at *Tantuja Bhawan*, Salt Lake at a cost of Rs. 105.63 lakh to impart training on design development to traditional handloom weavers by professional designers.

Handloom Clusters: The cluster development approach focuses on formation of weavers' groups as a visible entity so that the groups become self-sustainable. The quantum of assistance for each cluster depends on the requirement of the cluster, the scope of the activities envisaged in the cluster development project, technical, financial and managerial capacity of the Cluster Organization, level of maturity and past track record of the cluster etc. The performances of Handloom Cluster Projects are as follows:

Table No. 8.1
Performance of Handloom Cluster Projects

Name of the Scheme	Physical		Financial (Rs. in lakh)	
	Target	Achievement	Target	Achievement
	Centrally sponsored			
Cluster Development Programme	Ongoing Clusters=33 (13922 weavers) New Block Level Clusters=8 (5000 weavers.)	Ongoing Clusters = 33 (13922 weavers) New Block Clusters=4 (2615 weavers.)	740	Central =143.77 (1 st installment of 4 Block cluster)
	State Sector			State= 88.52 (Balance fund of 16 ongoing cluster).
	Ongoing Clusters =68 (15532 weavers) New Clusters= 10 (5000 weavers)	Ongoing Clusters =68 (15532 weavers)		

Source: Department of MSME & T, Government of West Bengal

8.12 Revival, Reform & Restructuring (RRR) Package for Handloom Sector

Under the Scheme, fund has been provided for repayment of 100 percent of principal and 25 percent of interest as on date of loan becoming *NPA* and which is overdue as on 31.3.2010 in respect of viable and potentially viable *Primary Weavers Co-operative Societies (PWCS)* and Apex Societies as well as in respect of individual handloom weavers. As on 31st March, 2015, 461 numbers of *PWCS*, 1484 number of individual weavers/SHG, 1 (*TANTUJA*) State Level Organization benefitted under *RRR* Package. An expenditure amounting Rs.106.07 crore have been incurred so far for the same. Besides, Computerization of 230 *PWCS* has been completed up to November, 2016.

Infrastructure Development Programme

- I. Construction of 32 *Common Facility Centres* and 19 dye houses has been completed at the project cost of Rs. 8 crore.
- II. Setting up of Udayanarayanpur Handloom *Haat* in Howrah district at the cost of Rs. 6.72 crore for marketing of the Handloom products.
- III. Construction of 0.85 km Bituminous Road from Gaza Tantubay Samabay Samity Ltd to Gaza Sahid Bedi, Howrah under *Area Development Project* against the project cost of Rs. 44.98 lakh.
- IV. Setting up of Marketing Complex at Nabadwip, Nadia with a project cost of Rs. 5.52 crore.
- V. Setting up of a modern surgical dressing unit at Sukchar, 24 Parganas (North) to maintain the standard of ISI/BIS towards supply to Hospitals and export to outside India at the cost of Rs. 308.00 lakh.
- VI. Construction of Black top Road about 1.485 km from Begampur Girls High School (Telipara) to Kharsarai Madhyapara Tantubay Samity at Begampur, Hooghly under *Area Development Project* at the project cost of Rs. 44.21 lakh.
- VII. Setting Up of *Tant Haat, Suto-O- Ranger Bazar*, Exhibition Cum Show Room at Purbasthali, Srerampur, Burdwan at the project cost of Rs. 7 crore for supply of required quantity of hank yarn and dyes and chemicals at reasonable prices at the door steps of about 40- 50 thousand weavers in the district Burdwan and Nadia as well as marketing of the handloom products of the said districts.
- VIII. Setting up of Indian Institute of Handloom Technology (*IHT*) at Santipur, Nadia (Central Sector): *Indian Institute of Handloom Technology* has been set up at ITI Campus, Fulia, Nadia for conducting three year Diploma course in Handloom and Textiles Technology from the academic year 2015-16 to ensure providing key personnel for overall Technology up-gradation of Handloom sector of West Bengal.

8.13 Performance in Other Schemes

The performance in other schemes is provided in the following Table:

Table No. 8.2
Performance in Other Schemes

Name of the scheme	Achievements from 2011-12 to 2015-16	Achievement in 2016-17 (upto Dec'16)
Production of cheaper varieties of Sarees (in lakh pieces)	40.58	6.14
Equity support to the State Controlled Spinning Mills & Tantuja (Rs. In lakh)	3626.95	1086.65
Mahatma Gandhi Bunkar Bima Yojana (MGBBY) (no. of weavers)	63889	49793
Additional man-days creation (in lakh)	374	40
Note: * Renewed		

Source: Department of MSME & T, Government of West Bengal

8.14 Rastriya Swastha Bima Yojana (RSBY)

This is a health insurance scheme for the weavers to protect them from the financial shocks arising out of an emergency medical situation that involves hospitalization. Enrolment of weavers started from the month of August, 2016 in 15 districts of the State. In the State, till November, 2016, 144059 families have been covered [Nadia- 76156; Malda- 3303; Murshidabad- 5400; Howrah- 3180; Bankura- 4943; Hooghly- 11736; Purulia- 609; Birbhum- 5769; Dakshin Dinajpur- 9549; Uttar Dinajpur- 422; North 24 Parganas- 566; Coochbehar- 1333; South 24 Parganas- 1015; Burdwan- 20073; Jalpaiguri – 5].

8.15 Major achievement of Tantuja

The *West Bengal State Weavers' Co-operative Society Ltd. (Tantuja)* has emerged as profit making society from loss making organization. The society has achieved an operational profit of Rs. 2.05 crore in 2014-15. *Tantuja* has also made an annual turnover of Rs. 123.20 crore with an operational profit of Rs. 3.30 crore during FY 2015-16. *Tantuja* has also started e-commerce with Flipkart and Amazon from FY 2015-16. Ministry of Textile, GOI has conferred National Award, 2015 on *Tantuja* for outstanding contributions in the field of "Marketing of Handloom Products."

Powerloom, Hosiery and Readymade Garments

Directorate of Textiles (Powerloom, Hosiery & RMG Division) looks into promotion and development of the concerned sectors through implementation of schemes meant for Micro, Small & Medium Enterprises.

Powerloom: There is an estimated number of 15,000 powerlooms in the State. The estimated annual production in the sector is 212 million sq. meters.

Hosiery: There are about 18,500 Hosiery units in the State. During the last few years the sector has registered growth with consequential diversification of products. The estimated annual production of the sector is 181 million kg.

Readymade Garments: There are approximately 22,800 Readymade Garments manufacturing units in the State. About 2.15 lakh workers are engaged in Readymade Garments Sector. The annual production of the sector is estimated at 496 million pieces.

8.16 Khadi & Village Industries

In the State there are 197 units assisted (working units-176 & non-working units- 21). Among the 197 units, production of 8 units (all of them are working units) run by the West Bengal Khadi Village and Industries Board. Of the remaining 189 assisted Khadi Institution/ Societies directly monitored by the Board, 11 units (all of them are working units) are co-operative. The remaining 178 assisted units are Institution/ Society (working unit-157 and non-working unit-21).

Position of categorization of units on performance as per KVIC norms: 175 number of Institutions have been financed, 167 institutions have been categorized and 8 institutions are to be categorized.

8.17 Major projects

- I. **Project Muslin:** A unique initiative with holistic approach for revival of finest cotton fabric that India has ever produced. Covering 3000 weavers in Murshidabad, Birbhum, Nadia, Burdwan, Bankura, Hooghly Malda, North 24 Parganas and Howrah districts, the project involves Rs. 62 crore.
- II. **Sal Leaf Plate project:** Sal Leaf Plate and Bowl Making Project has been implemented by W.B.K.V.I.B. in the district of Purulia, Bankura, Paschim Medinipur and Birbhum. Total 1300 SHGs are involved. A Centre of Excellence under the project is being developed at Jhargram. To benefit 18,000 rural women in *Jungle Mahal area*.
- III. **Mat project:** Total 2500 numbers of artisans has been involved in the project Mat in the districts of Purba Mindapore and Paschim Medinipur involving Project Rs.10 crore.
- IV. **Cluster Development:** Special focus has been given on cluster development for khadi and village industries resulting in interventions in 50 clusters. The particulars are given below:

Table No. 8.3
Particulars of Cluster Development for Khadi and Village Industries

Particulars	No. of clusters	Project cost (Rs. in lakh)	Coverage (No. of weavers/artisans)
Rural Industries Service Centre (RISC)	12	59.98	450
State sector	22	2250.62	15625
Rural Craft Hub (RCH)	8	725.41	1820
Clusters under Muslin project	8	6221.00	2380

Source: Department of MSME & T, Government of West Bengal

Performances in other sectors

Performances in other sectors are furnished below:

Table No. 8.4
Performance in Other Sectors of Khadi and Village Industries

Name of the scheme	Achievements from 2011-12 to 2015-16	Achievement in 2016-17 (up to Dec'16)
Amount of Interest Subsidy Eligibility Certificate (ISEC) issued to the Khadi Institutions (Rs. in crore)	139.00	58.55
Progressive value of Khadi production (Rs. in crore)	47.25	16.78
Progressive value of village industries production (Rs. in crore)	1352.00	38.70
Retail sales through Gramins, Exhibitions & Whole Sales (Rs. in crore)	6.30	3.11
Coverage under State Level Khadi Polybastra Artisan Welfare Trust scheme (no. of artisans)	5292 (on an average in each year)	6982
Coverage under Jansree Bima Yojana (no. of artisans)	5575 (on an average in each year)	7995

Source: Department of MSME & T, Government of West Bengal

8.18 West Bengal Small Industries Development Corporation Limited (WBSIDCL)

The *WBSIDC* Ltd is the nodal agency of the State Govt. for development and promotion of *SMEs* throughout the State. The Corporation being a fully owned Govt. Company and functioning under the aegis of *MSME&T* Department is engaged in developing Industrial & Commercial Estates with Infrastructural facilities for allotment of plots, sheds & stalls to small scale enterprises on lease including up gradation of existing estates and also developing new estates. Under Marketing Assistance Scheme the Corporation also extends support to the Small Scale Enterprises of the State.

Performance: At present 39 no. of Industrial Estates (*IE*) and 12 no. of Commercial Estates (*CE*) consisting about a total no. of 3982 of plots, sheds, stalls, etc. are running in the State where total no. of units is about 2500. District wise no. of *IEs* are 12 in Kolkata, 5 in Howrah, 5 in Burdwan, 3 each in South 24 Parganas, Nadia and Jalpaiguri, 2 each in Paschim Medinipur, Murshidabad and 1 each in North 24 Parganas, Purba Medinipur, Birbhum and Uttar Dinajpur districts. District wise number of *CEs* are 4 in Kolkata and 1 each in Howrah, South 24 Parganas, Burdwan, Murshidabad, Birbhum, Malda, Uttar Dinajpur and Jalpaiguri districts.

RIDF Fund

Proposal for development of 4 new Industrial Estates viz. Khasjungle I.E. (Paschim Medinipur); Bolpur I.E.-II (Birbhum); Dabgram I.E.-II (Jalpaiguri); Shaktigarh I.E. – II (Burdwan) was sent to *NABARD* through *MSME & T* Department for sanction of fund under RIDF – XXII. Fund sought from *NABARD* is Rs. 6938.18 lakh under RIDF-XXII, in 2015-16.

IID (MSE-CDP) fund, GOI

Proposal was placed to DC *MSME*, Gol through *MSME & T* Department for development and up gradation of 5 Industrial Estates, viz. Haldia I.E. (Purba Medinipur), Bolpur I.E.-I (Birbhum), Dabgram I.E.-I (Jalpaiguri), Shaktigarh I.E. – I (Burdwan), Beliaghata I.E (Kolkata), under IID (MSE-CDP) Fund, Gol Fund sought for from DC *MSME* Gol under IID (MSE-CDP) Fund, Gol is Rs. 2739.81 lakh.

Marketing assistance to SSI units

No. of enlisted wooden & steel manufacturing unit: 155; Detergent manufacturing unit under WEBSI brand: 6 (agent engaged-12)

Performance of other schemes of WBSIDCL

The performances of other schemes of *WBSIDCL* are as follows:

Table No. 8.5
Performances of other schemes of WBSIDCL

Particulars	Achievements from 2011-12 to 2015-16	Achievement in 2016-17 (up to Dec'16)
New unit set up (EM- II) (in no.)	61,498 (up to Sept'15)	---
Udyog Aadhaar Memorandum (UAM) (in no.)	8500 (from Sept'15 to Mar'16)	81,322
Bank Credit Flow to MSMEs (Rs. in crore)	1,00,939	16,593 (up to Sept'16)
Business generated from fairs/exhibitions/mela etc. (Rs. in crore)	627 [approx.]	87 (up to Dec'16) [approx.]
PMEGP		
i. No. of units assisted	21,062	1612
ii. Margin Money disbursed (Rs. in crore)	280 [approx.]	27 [approx.] (up to Dec'16)

Source: Department of *MSME & T*, Government of West Bengal

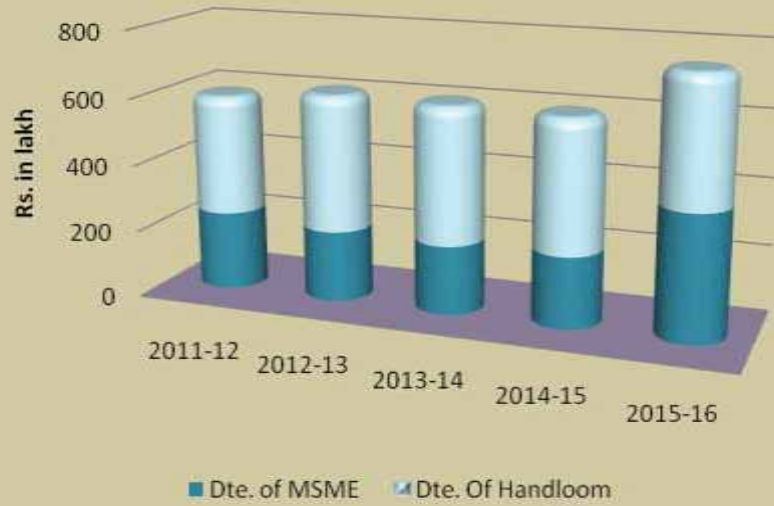
Old Age Pension to artisans/weavers: Details of Old Age Pension to artisans/weavers during 2011-12 to 2015-16 are furnished below:

Table No. 8.6
Details of Old Age Pension to Artisans/ Weavers during 2011-12 to 2015-16

Year	Agency	No. of Artisans/weavers		Amount (Rs. in lakh)	
		Target	Achievement	Target	Achievement
2011-12	Dte. of MSME	2500	2403	247.54	234.78
	Dte. of Handloom	4375	3958	525.5	356.22
2012-13	Dte. of MSME	2500	2380	219.51	210.98
	Dte. of Handloom	4375	4279	572.8	407.1
2013-14	Dte. of MSME	2500	2339	212.85	204.88
	Dte. of Handloom	4375	4279	572.8	407.1
2014-15	Dte. of MSME	3200	2327	216.18	212.11
	Dte. of Handloom	4375	4279	393.75	393.75
2015-16	Dte. of MSME	3200	3187	384	372.8
	Dte. of Handloom	4375	4225	393.75	380.21
Total				3738.68	3179.93

Source: Department of *MSME & T*, Government of West Bengal

Amount of Old Age Pension to artisans/weavers during 2011-12 to 2015-16



Labour

8.19 Introduction

The Labour Department is one of the major Departments of the State mainly involved in, ensuring social security and well being of the workers of organized and unorganized sector, promoting safe and conflict-free work environment, discarding involvement of child labour and to evolve progressive reforms towards creating a hassle-free environment for investments & business and creation of employment in Bengal.

- I. **Labour Commissionerate:** The Labour Commissionerate is involved in the maintenance of industrial peace and harmony, administration and enforcement of labour laws and labour welfare.
- II. **Directorate of Employment:** Currently functioning under the "Directorate General of Employment and Training" (*D.G.E&T*) under the Ministry of Labour, Government of India the apex body of the Employment Service at the National level.
- III. **Directorate of Factories:** The Directorate of Factorises primarily engaged in fulfilment of goals in respect of safety, health & welfare of the factory workers inside the factory premises by preventing possibility of accidents, and occupational health hazards such that any person can work inside the factory without fear. It is also responsible for looking after the *Safety and Health* conditions of the Building and Other Construction Workers in the State of West Bengal.
- IV. **Directorate of Boilers :** It is a fully technical Directorate, acting in accordance with The Boilers Act, 1923; Indian Boiler Regulations, 1950 and the Rules made there under, which mainly deals with the design, construction, erection, registration and inspection of boilers while in use.
- V. **Directorate of Industrial Tribunals:** The main function of this Directorate is to adjudicate various disputes covered under Industrial Disputes Act, 1947, Industrial Employment (Standing Order) Act, 1946 and Working Journalists (Miscellaneous Provisions) Act, 1955. At present, nine Industrial Tribunals and two Labour Courts are functioning in the State of West Bengal.
- VI. **Directorate of Employees' Compensation Court:** It is the statutory authority for implementation of the social objects as well as the legal objects of the Employees' Compensation Act, 1923. Serving as the Directorate of Employees' Compensation it is constituted with three Commissioners for Employees' Compensation, West Bengal. The overall duty of the office is to realize compensation from the employers concerned and to disburse the same to the injured employee and the dependents of the deceased employee. Under this directorate there are two separate courts i.e. authority under Payment of Wages Act & the authority under Minimum Wages Act are functioning in Kolkata.

8.20 Some Important Activities and Its Effect to the Society

Industrial Relations : The industrial relations in the State during the current year remained peaceful. During 2016-17 at the intervention of the State Government, 8 cases of Suspension of Works were lifted benefitting 8,701 workers. 252 cases of disputes were disposed of through conciliation benefitting 11,638

workers up to November, 2016. So far in this financial year up to November, 2016 there has been *no loss of mandays due to strike*.

Revision of Minimum Wages : Industrial relation situation in the unorganised sector is receiving greater attention. Ensuring payment of minimum wages is the prime importance. The schedule to the Minimum Wages Act, 1948 presently covers 91 employments in the State of West Bengal. The Labour Department has published the rates of revised minimum wages in respect of 48 Employments and revision of wages in the other employments is under process. The rates of minimum wages for unskilled workers are Rs. 7,345/- and Rs. 6,634/- in two implementing Zones 'A' & 'B' respectively, as on 1st July, 2016.

Skill Development Scheme for the Registered Job-Seekers: The scheme was introduced by Government of West Bengal to enhance the employability of registered job-seekers through skill up-gradation. Programmes under this scheme are :

- I. **Skill Training:** Skill training on specific courses is provided through enlisted training providers. Subsidy is provided for such training @ 50 per cent of training cost (maximum Rs. 5000/-).
- II. **Special Coaching & Mock Test:** Five days' Special Coaching programmes for various job-oriented Competitive Examinations followed by Mock Tests are arranged free of cost.
- III. **Career Corner/Career Talk:** Career Corners are organised within the premises of Employment Exchanges to provide career information to the job-seekers through career related books and literatures. Career Talks are organised outside the premises to help students plan their career on educational and job opportunities.
- IV. **Training for Domestic Workers:** 'Prashikshan Shibir' of three days' duration is organized by Employment Exchanges for upgrading the skill of domestic workers. A stipend of Rs.100/- is provided per trainee per day.

Udiyaman Swanirbhar Karmasansthan Prakalpa (USKP) : This Scheme was introduced by Labour Department to assist the registered unemployed youth to take up economically viable entrepreneurship & self-employment ventures by way of providing loan from bank / financial institution for a maximum of Rs.50,000/- with a subsidy @ 25 per cent of the loan amount (subject to a maximum of Rs.12,500/-).

Special Initiative : Self-Employment Awareness-cum-Motivation camps of three days duration are held in all districts for imparting guidance and orientation for the prospective entrepreneurs.

Employment Bank & Yuvasree : It is a *job-portal* (www.employmentbankwb.gov.in) inaugurated on 26th July, 2012 by the Hon'ble Chief Minister that created an interactive platform among Jobseekers, Job-Providers (Employers / Placement Agencies) and Institutions to bridge the gap between demand of jobs and supply of manpower. At present, there are 23,33,417 jobseekers enrolled in Employment Bank. "YUVA UTSAHA PRAKALPA" renamed as "YUVASHREE" was launched by Hon'ble C.M. on 3rd October, 2013 with an aim to support the first one lakh unemployed youth enrolled in Employment Bank in enhancing their employability by undergoing some Skill Development Training or acquiring any educational / professional qualification for which Rs.1500/- per beneficiary is provided as a support grant to the unemployed youth .This programme is being implemented as a sub project of Employment Bank portal.

Table No 8.7

Fund Utilised in respect of some major Schemes

(Rs. in lakh)

NAME OF SCHEME	2011-12	2012-13	2013-14	2014-15	2015-16	2016-17 up to 30/11/16
Skill training	372.3	296.5	355.7	513.9	417.7	50.6
Special coaching			19.5	35.2	31.3	28.2
Prashikshan shibir of domestic workers	-	9.6	15.3	40.6	42.5	30.2
USKP	359.9	326.9	265.8	125.1	184.6	89.3
Self employment Awareness cum motivation Camp	23.5	22.4	23.0	22.9	25.2	0.0
Yuvasree (since 2013)	-	-	9270.0	11908.0	17419.0	9036.0

Source: Department of Labour, Govt. of West Bengal

8.21 Welfare Schemes

West Bengal Transport Workers' Social Security Scheme : In order to provide basic social security requirements to the under privileged transport workers, a scheme under the name of West Bengal Transport Workers' Social Security Scheme, 2010 was introduced on 13.08.2010. 3,13,131 number of workers have been registered under the scheme and Rs. 32,95 crore has been disbursed to 44,674 number of beneficiaries up to 2016-17 (up to 31.10.2016).

Table No 8.8

Progress of West Bengal Transport Workers' Social Security Scheme from 2010-11 to 2016-17 (Upto 31.10.2016)

Year	Cess Collected (Rs. in lakh)	Amount of benefit disbursed (Rs. in lakh)	No. of Beneficiaries benefitted
2010-11	320.46	0.60	2
2011-12	1460.79	55.21	892
2012-13	1503.73	289.42	4,782
2013-14	1584.61	617.53	9,746
2014-15	1885.88	793.96	11,169
2015-16	2533.75	1206.60	14,124
2016-17	1329.55	329.19	3,959

Source : Department of Labour, Govt. of West Bengal

Financial Assistance to the Workers in Locked out Industrial Units (FAWLOI): In order to provide financial relief to the Industrial Workmen who are out of employment due to prolonged Lock-out / suspension of work and closure of Industrial Units, the State Government has introduced the scheme (FAWLOI). To receive financial relief a workman in the Industrial Units has to establish that he / she was a regular workman of the unit and was engaged continuously for at least one year prior to the closure and that the workmen has not retired / resigned / accepted terminal dues and has not crossed 58 years of

age. At present the beneficiaries under the scheme are receiving Rs.1,500/- per month as financial assistance. In addition to the above, the payment of Puja / ID Ex-gratia to the beneficiaries are paid by the State Government @ Rs.1,500/- payable once in a year.

Table No 8.9
Progress of *FAWLO* from 2011-12 to 2016 (Upto November)

Year	No. of Workmen Benefited	No. of Closed Units	Amount paid [Rs. in crore]
2011-12	30,113	222	70.64
2012-13	19,393	208	39.25
2013-14	16,730	198	34.95
2014-15	17,308	197	37.51
2015-16	16,723	188	30.33
2016-17	18,000	191	22.23
TOTAL	1,18,267	1,204	234.91

Source : Department of Labour, Govt. of West Bengal

Samajik Mukti Card (SMC) : The Government of West Bengal is marching ahead with the people-centric mission of Social Security. The unorganised sector workers covered under *SASPFUW* are getting special smart cards called '*SAMAJIK MUKTI CARD*'. Samajik Mukti Cards have been issued to the beneficiaries enrolled under *SASPFUW* Scheme. About 35 lakh workers have already been covered under this Scheme from 2012-13 to 2016-17 (up to October). All the relevant benefit schemes will be brought under this scheme and all workers in the unorganised sector will be gradually given the card to enable their easy access to the benefits.

The State Assisted Scheme of Provident Fund for Unorganised Workers (SASPFUW) : To provide social security to the workers in the unorganised sector this scheme was introduced in the year 2001. Under the scheme each subscriber is to pay Rs. 25/- per month and corresponding State Government's contribution is Rs. 30/-. The State also bears the interest annually at the rate at which interest is allowed on deposit under *GPF* by the Government from time to time.

Table No.8.10
Progress of *SASPFUW* from 2011-12 to 2016(Upto October)

Year	No. of Subscriber Enrolled	Amount Collected as Subscription (Rs. in crore)	Final Payment	
			No. of Beneficiaries	Amount (Rs. in crore)
2011-12	5,85,284	43.71	20,361	5.19
2012-13	7,42,937	48.07	14,119	4.07
2013-14	7,53,149	82.35	31,747	9.85
2014-15	6,42,099	81.22	19,159	8.06
2015-16	4,80,200	105.92	28842	12.86
2016-17	1,80,870	59.92	42,302	5.55
Total	33,84,539	421.19	1,56,530	45.58

Source : Department of Labour, Govt. of West Bengal

Scheme under Building and Other construction Workers Act (BOCWA) : The West Bengal Building and Other Construction Workers Welfare Board was constituted under the Building and Other Construction Workers (Regulation of Employment and Condition of Service) Act, 1996 and under the West Bengal Building and Other Construction Workers (Regulation of Employment and Condition of Service) Rules, 2004 with the purpose of providing various benefits and for providing safety and welfare measures to the workers engaged in Building and Other Construction Workers.

Table No 8.11
Progress under *BOCWA* from 2011-12 upto October, 2016

Year	Beneficiary Registered	Cess collected (Rs. in crore)	No. of Beneficiaries	Benefit Disbursed (Rs. in crore)
2011-12	2,58,076	104.78	32,346	8.72
2012-13	3,94,177	117.07	1,50,362	38.26
2013-14	5,72,116	160.81	3,83,586	105.41
2014-15	7,93,737	237.37	5,71,479	186.73
2015-16	5,60,514	223.16	5,76,418	185.74
2016-17	94,133	111.17	91,876	72.64
Total	26,72,753	954.36	18,06,067	597.5

Source : Department of Labour

Health Insurance Scheme for Unorganised Workers : Unorganised Workers enrolled under the *SASPFUW* scheme are also entitled to get health benefits of Rs.10,000/- per year, natural death benefit of Rs.50,000/- and accidental death benefit of Rs.1,50,000/- as one time assistance.

In the year 2016-17, Rs. 26.60 lakh has been disbursed as Medical benefit to 478 subscriber-workers under West Bengal Unorganised Sector Workers Health Security Scheme and Rs. 20.66 crore has been disbursed in 4132 natural death cases and Rs. 5.37 crore in 358 accidental death cases.

Table No 8.12
Progress of Health Security Scheme from 2012-13 to 2016-17 (Upto October)

Year	Medical Assistance		Natural Death		Accidental Death	
	No. of Cases	Amount Disbursed [Rs. in crore]	No. of Cases	Amount Disbursed [Rs. in crore]	No. of Cases	Amount Disbursed [Rs. in crore]
2012-13	165	0.08	262	1.31	22	0.33
2013-14	302	1.90	910	4.55	87	1.31
2014-15	651	0.38	3523	17.61	295	4.42
2015-16	992	0.58	6189	30.94	529	7.93
2016-17	478	0.26	4132	20.66	358	5.37
Total	2588	3.2	15016	75.07	1291	19.36

Source : Department of Labour, Govt of West Bengal

Employees' State Insurance (Medical Benefit) Scheme: Number of Insured Persons is 12,39,919 with current bed strength of 3192 in all the 13 State ESI Hospitals. A B.Sc. Nursing college with 40 seats will be set up at a cost of Rs. 8.71 crore at Asansol ESI Hospital Campus. The project has already been approved by the Government and for this purpose a sum of Rs. 2.00 crore has been allotted during 2016-17.

8.22 e-Governance

All the Directorates under the Department have come up with many e-initiatives during last few years with the common aim to improve the service delivery through reducing cycle time of service delivery, reducing the complexity of the processes for availing of services, enhancing transparency and amendment of Acts / Rules wherever necessary. Some of such projects are: Ease of Doing Business (*EoDB*), e-district (8 services), Portal of Labour Department and all of its Directorates, Employment Bank, *YUVASREE* etc. The web portal of the Department aims at single window information dissemination for all units and single window service delivery. *GPR* in respect of all the services is going on under the supervision of *SeMT*. Two important projects coming up are, e-Court for Labour Department and convergence of various Social Security Schemes for unorganised workers namely, State Assisted Scheme of Provident Fund for Unorganized Workers (*SASPFUW*), West Bengal Unorganised Sector Workers' Health Security Scheme (*WBUSWHSS*), Social Security Scheme for Construction Workers (*BOCWA*), West Bengal Transport Workers Social Security Scheme (*WBTWSSS*) & West Bengal Bidi Workers' Welfare Scheme (*WBBWWS*). To fulfil the objective of the project Labour Department has formed a Department e-Governance Mission Team (*DeMT*) to monitor e Governance in the Department and the Directorates under it.

8.23 Enforcement of Labour Laws

Enforcement of different labour laws has been strengthened in recent years by the Labour Commissionerate. During the current financial year, total 3,872 inspections were conducted and 1,240 prosecution cases have been launched upto October, 2016.

Table No 8.13

Disposal of cases under Employees' Compensation Act, 1923 from 1.4.2016 to 30.11.2016

Nature of cases	Disposed of / Transfer to other courts during the period
Claim cases at 1 st Court	325
Claim cases at 2 nd Court	153
Claim cases at 3 rd Court	178
Deposit Cases	59
Distribution Cases	98
Agreement Cases	13
Fatal Accident Cases	21
Total	847

Source : Department of Labour, Govt. of West Bengal

Table No. 8.14

Disposal of Cases under Payment of Wages Act and Minimum Wages Act

Nature of cases	Disposed during the period from 01.04.2015 to 31.03.2016
Payment of Wages Act	15
Minimum Wages Act	03
Total	18

Source : Department of Labour, Govt. of West Bengal

8.24 Progress of work in Different Directorates

Table No. 8.15

Performance of Directorate of Industrial Tribunals

Year	Number of Cases Disposed
2011	239
2012	278
2013	297
2015	310
2016 [up to October- 2016]	16

Source : Department of Labour, Govt of West Bengal

Table No. 8.16
Performance of Directorate of Factories

Items	2011-12	2012-13	2013-14	2014-15	2015-16
No. of Registered Factories	15,592	16,151	16,744	17391	17803
Fees realised (Rs. in crore)	1.41	1.58	1.64	1.30	8.68
No. of Inspections	3561	4128	4040	3513	2708
Fines realized (Rs. in lakh)	8.14	12.13	21.61	15.46	4.19
No. of Fatal Accidents	87	71	77	66	42
No. of Medical examinations of workers	3889	3102	6977	1420	2699
Training Programmes	101	107	135	142	65

Source : Department of Labour

Table No. 8.17
Performance of Directorate of Boilers

Sl. No	Activity Performed (in No.)	Financial year					April to September, 2016
		2011-12	2012-13	2013-14	2014-15	2015-16	
1	Boilers Inspected	1461	1855	1711	2004	2015	1047
2	Boilers Certified	1212	1636	1615	1648	1674	884
3	Boilers Repaired	87	105	90	121	113	69
4	Boilers Registered	92	113	157	111	141	81
5	Boilers Manufactured	29	25	39	29	13	10
6	Total Revenue Received (Rs. in lakh)	180.35	218.32	190	227.1	295.34	193.13

Source : Department of Labour

Tourism

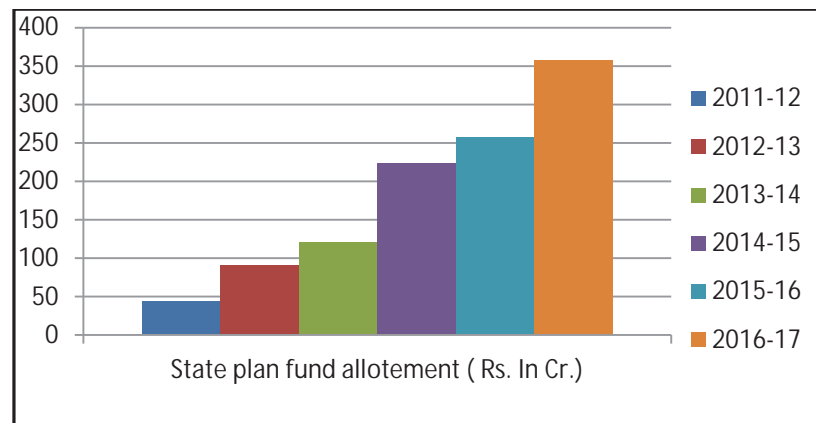
8.25 Introduction

West Bengal is endowed with bounties of nature. From the majestic Himalayas , verdant tea gardens and fascinating wild life of Dooars, to the architectural wonders of Malda and Murshidabad, glorious temples of Bishnupur to the sunshine beaches of Digha, Mandarmoni, Holy Ganges to the estuarine delta of Sundarbans –West Bengal has it all. More than anything else, West Bengal flaunts its history and culture as her most coveted and prized possessions. It is a mix of the past and the present, a collage of life, rich in colour, culture and cuisine. The intricate *Nakshi Kantha* (Handicraft), flavoured *Darjeeling tea* (Agricultural), elegant Santipore Saree (Handicraft), artistic Leather products (Handicraft), luscious Fazli, Himsagar and Laxman Bhog Mango, intricately woven Baluchari Saree (Handicraft) , lip smacking sweets like Rossogolla, Mistidoi, Sandesh , Pitha Payesh , rich cultural effervescence, are all what Bengal is known the world over.

8.26 Present Scenario

Tourism Department, under the dynamic leadership and guidance of Mamata Banerjee, Hon'ble Chief Minister has been toiling to carve a niche for the brand Bengal in the overall national and international tourism arena in tune with the West Bengal's true and immense tourism potential. That, despite all the fund constraints, the new Government of West Bengal has been putting lots of focus to the Development of Tourism infrastructure in the state is evident from steady and substantial increase of state plan fund allotment (Rs. 44 crore in 2011-12, Rs. 90 crore in 2012-13, Rs.120 crore in 2013-14, Rs. 223 crore in the 2014-15, Rs. 257 crore in 2015-16 and Rs. 358 in 2016-17) made in favour of the Tourism Department in the recent years. Tourism Department has sanctioned an array of projects in the last few years which would in the near future redefine the tourism scenario of the West Bengal.

A graphical representation of State Plan fund increase since 2011-12



8.27 Scope and Area of Development

West Bengal aims to become a preferred tourism and tourism-related investment destination by leveraging its unique geographical setting along with its various tourism-related assets. It will develop necessary infrastructure and promote tourism in an integrated manner which will not only bring in more investment and further the socio-economic goals of the Government, but also ensure that all these are in conformity with the relevant acts, rules and regulations relating to environmental protection.

The primary focused areas of Development are

- I. Nature and Wild Like
- II. History and Heritage Tourism
- III. Home Stay Tourism
- IV. Eco and Rural Tourism
- V. Sports, Adventure and Activity Tourism
- VI. Cruise Tourism
- VII. Plantation Tourism
- VIII. Business and MICE Tourism

8.28 Major Tourism Projects Undertaken in Recent Years

Creation of New Tourism Infrastructure_-

- I. Construction of several infrastructural facilities including guest house , landscaping etc. at Motijheel Tourism destination project in Murshidabad.
- II. Creation of several infrastructural facilities , like construction of 100 seated Tourist Lodge and 20 bedded cottages, development of road, car parking, lighting arrangement, food court etc at Gangasagar, construction of guest house at Ramganga , development of different tourist facilities at Gadkhali and providing infrastructural support like development of road for Jharkhali eco-tourism hub in South 24 Parganas.
- III. Development of different tourist facilities at Udaypur Park , Digha , Purba Medinipore.
- IV. Construction of Tourist complex at Jhargram Raj Bari and improvement of surrounding and development of Eco-Tourism facilities near Kakrajhore and development of trekking route from Knakrajhore beat office to Bholabheda Range office in Paschim Medinipore.
- V. Construction of Art and Craft Museum complex at Ghurni and construction of 4 Hatts in Krisnanagar , Nadia.
- VI. Development of road from Gadiara Bus stand to Govt. Tourist Lodge and fifty eight gate Garchumuk to Garchumuk New Bunglow Gate, construction of 1st floor building on Aryanyak Building at Garchumuk , Howrah.
- VII. Development of Rural Tourism Project at Antpur , Hooghly
- VIII. Construction of several accommodation facilities in and around Ajodhya pahar (Khairaberi , Sankupi , Ajoydhya hill top, etc.) and Development of Pakbidra and Matha Tourism Project in Puncha , Purulia.

- IX. Construction of cottages at " Amar Kuthir " at Sriniketan and Bakreswar , construction of several tourist facilities at Bakreswar Hot Spring area , Birbhum.
- X. Construction of cottages , dormitory , restaurant and open air stage at Chatna Block and several tourism projects Mukutmanipur , Beharinath , Sushunia in Bankura.
- XI. Construction of 12 Log Huts at Kalimpong , construction of Gorkha Museum at Batasia loop, Development of Eagle' Craig, Kurseong, Development of different tourist spots under Kalimpong, construction renovation and boundary fencing at Giddhararipahar , Kurseong , and construction of 3 cottages and reconstruction of approach road etc. at Roy Villa ,Darjeeling and improvement and widening of Tiger Hill Road in the Darjeeling District.
- XII. Construction of Log huts and Nature Interpretation Centre at Tilabari and construction of 10 number of cottages at Batabari , Jalpaiguri and construction of last mile connectivity and arrangement of power supply to Mega Tourism Hub at Gajoldoba , Jalpaiguri.
- XIII. Construction of new tourist spots and accommodation centering Gour dighi , Mahipal Dighi and Tapan Dighi and construction of Tourist lodge at Gangarampur in Dakshin Dinajpur
- XIV. Development of Kulik Forest in Uttar Dinajpur
- XV. Construction of 1st floor of new wing of guest house at Anandamoyee Dharmasala, Coochbehar .

Development & Beautification of Tourist spots

- I. Renovation & Beautification of Kolkata Riverfront , Sahid Minar , Burmese Pagoda at Eden Garden, Island of Mayo road, general tank of Brigade parade ground, Monohar Das Tarag, Ramkrishna Samadhi Prangan and meditation building at Coosipore Mahasmashan , Illumination of Dakshineswar Kali temple etc in Kolkata
- II. Beach lighting at Mondarmoni in Purba Medinipur.
- III. Development of Tribal living Art Museum at Jhargram and Jhargram Eco-Tourism centre in Paschim Medinipore.
- IV. Installation of lighting arrangement at Digha Welcome Gate, Paschim Medinipore.
- V. Beautification of Hanseswari Temple & Kaji Zafar Khan Darga, Hooghly

Development of Eco / Home Stay Tourism

Development of home stay at Magurmari village, Jalpaiguri , Sittong village and Pokhriatar Village at Darjeeling

8.29 Publicity and Promotional Activities

Participation in Fairs and Festivals

- I. International events like *ITB*, Berlin, *ITB*, Asia, *WTM*, London Fitur and Road Shows in Sanfrancisco and Seattle in USA, Bangladesh Travel & Tourism Fair (*BTTA*) at Dhaka, Road Shows in Bangkok and Kualalampur, Road Shows in Singapore,

- II. National events like *TTF* at Ahmadabad, Delhi, Mumbai, Pune, etc., Travel India Summit, India International Trade Fair (*IITF*), New Delhi, Tea & Tourism Festival in Darjeeling, Bengal Leads, Kolkata. Travel East, Travel India, International Buddhist Conclave, India International Travel Mart at Chennai, Bangalore, Hyderabad, Kochi etc., *IATO* Annual Convention Shoot at Site, India Travel Mart, Holiday Expo, *IITTE* at Mumbai, *SATTE* Mumbai and Delhi, India International Mega Trade Fair at Kolkata and Bhubaneswar. *ITM*(Govt. of India) Guwahati and Shilong, Destination East.
- III. Local fairs and festivals like Isale Sawab at Furfura Sharif, Dooars Utsav, Pragati Utsav, North Bengal Conclave Cross Border Convention at Siliguri, Organising Road Shows at Hyderabad Chennai, Ahmadabad, Lucknow, Celebrating World Tourism Day, Tableau in Independence Day and Republic Day, organizing Christmas Festival at Park Street Digha Beach Festival, Bishnupur Festival and Sharadutsav.

8.30 Promotion through Electronic Media and FM

- I. International Channels like BBC, Discovery, CNN IBN, Euro News,
- II. National Channels like NDTV, Aaj Tak, TV Today, India TV, Headlines Today
- III. Regional Channels like 24 Gahnta, Zee Bangla, ETV, Star Jalsa, TaraTV, Kolkata TV, Sangeet Bangla, Manorama TV.
- IV. FM Channels like Radio Mirchi, Big FM, Red FM, Radio One, Radio City, Friends FM, Oye, Amar FM, Mantra, My FM both Regional and National.

8.31 Promotion through Print Media

Magazines like Travel + Leisure, India Today, India Today Travel Plus, Lonely Planet, Discover India, National Geography, Kolkata on Wheels, Windows on Travel, Travel Chhuti, Long Journey, Turiosity, Banyapran, Outlook Traveler, Indian Express etc. Special supplement on West Bnegal Tourism in association with India Today, Travel+Leisue and Financial Express.

8.32 Other Banding Platforms Used

CSTC Bus Tickets, Digital LED Display Boards at traffic junction, souvenirs, the cup, costar, Hoarding Kolkata and Delhi Airports, Delhi Bus shelters, Delhi Metro etc.

8.33 Major (Public-Private Partnership) PPP Projects

Major PPP projects are *Gajoldoba* , *Jharkhali* and *Sabujdeep Eco Tourism* Projects and the support provided for these projects were as follows:

- I. Power supply to the Multipurpose Tourism Hub at Gajoldoba, Jalpaiguri.
- II. Construction of approach road at Jharkhali Tourism Hub (Phase I and Phase II).
- III. Paved pathway with railing along the right side bank of TMLC Canal at Gajoldoba at Mega Tourism Hub in Jalpaiguri.
- IV. Fencing work along the boundary of Baikunthapur forest at Gajoldoba Mega Tourism Hub, Jalpaiguri.
- V. Provision of power supply at Jharkhali Eco Tourism Hub in Sundarban.

- VI. Construction of bituminous road from Jharkhali Raja More to SDB Jetty Ghat and some link roads in Jharkhali.
- VII. All weather road connectivity to Mega Eco-Tourism Hub at Gajoldoba, Jalpaiguri.
- VIII. Development of water supply at Gajoldoba Tourism Park, Dooars.
- IX. Last mile connectivity in Mega Tourism Hub at Gajoldoba in Jalpaiguri.

8.34 West Bengal Tourism Development Corporation Limited (WBTDCL)

Achievements in Tourism Related infrastructure creation by *WBTDCL*

Five Tourist lodges Like *Jhargram Rajbari Tourism Complex, Diamond Harbor Tourist lodge "Sagarika" (Annex Building), Jayanti Tourist lodge, eight wooden cottages in Morgan House, Kalimpong and Tilabari tourism complex, Banquet hall at Mainak Tourist lodge* have become operational.

- I. Opening of *Off shops at Malda Tourist Lodge, Teesta Paryatak Abas, Jalpaiguri*
- II. Commissioning of a *largest Hording in the city in front of Kolkata Airport, waste water treatment plant at Sajnekhali Tourist Lodge.*
- III. Completion of repair and renovation works of tourist lodges located at *Kurseong, Jaldapara, Darjeeling, Hill top (Kalimpong), Raiganj, Diamond Harbor, Sajnekhali, Gadiara, Udayachal (Kolkata), Maithon, Medinipur (Rani Shiromoni Paryatak Abyas), Barackpore (Malancha) and Durgapur (Pathik)*
- IV. Completion of *Jetty Ghat at Sabuj dweep, Hooghly*
- V. Successfully taken over the operational responsibility of *Rangabitan Tourism Complex, Santiniketan*

Major Ongoing Tourism Related Infrastructure

- I. *Batabari Tourist lodge* construction
- II. *Wildlife interpretation centre at Tilabari*
- III. *Banquet hall at Udayachal Tourist Lodge*
- IV. Construction of additional cottages at Bakhali Tourist Lodge
- V. Beach front beautification at all major beaches of the state from Henry Island to Udaipur
- VI. *A Tree deck restaurant at Malancha, Barackpore*
- VII. Banquet halls at Durgapur and Udayachal tourist lodge
- VIII. Construction of a tourist lodge at Tiger Hill, Darjeeling
- IX. *A ropeway at Ajodhya hills, Purulia*
- X. Purchase of Houseboats to deploy the same in the backwaters of East Medinipur and Sunderbans.

Available Scheme Bank for the Forthcoming Year

- I. Development of Gadiara Tourism Complex into a week end destination by utilizing the huge area available within the tourist lodge campus by beautifying the land, by introducing different playing facilities like toy train, Giant wheel etc and to make it a launching destination for our Go fishing tours in future
- II. Developing a Tourism Complex on the space within the *Mahisadal Rajbari* in Purba Medinipur District.
- III. Operational of our tourist lodge at *Digha (Formerly Larica IN)* and creation of *MICE* tourism facilities including a swimming pool.
- IV. Development of the land located in front of Udaipur beach by constructing a star category hotel
- V. Developing Chilkigarh Rajbari into a heritage hotel
- VI. Development of tourism related infrastructures at different tourist destinations located in Jungal Mahal (in and around Jhargram)
- VII. Development of a tourist lodge at Dakhi in North 24 Parganas District
- VIII. Development of Bratacharigram as a rural tourism hub
- IX. Development of Maithon tourist lodge into a Tourism complex by constructing few more cottages including wooden cottages and by introducing water sports facilities
- X. Construction of a Banquet hall cum lawn within the Baharampur Tourist lodge and through renovation the said tourist lodge
- XI. Total revamping of Malda tourist lodge to exploit full potential of the locational advantage
- XII. Creation of a Motel facility within Raiganj tourist lodge and renovation of existing swimming pool, pool side restaurant and a toy train facility etc.
- XIII. Revamping of Mainak tourist lodge by reorienting the internal arrangements, construction of gate commensurate to the locational advantage of the said tourist lodge
- XIV. Construction of a multistoried annex building adjacent to the main building of Darjeeling tourist lodge by dismantling the annex building
- XV. Creation of additional space for commercial activities at Kurseong tourist lodge
- XVI. Creation of facilities like Canopy walk, Tree house, Orchid House and Cactus House within Morgan house tourism complex, Kalimpong
- XVII. Construction of a banquet hall cum lawn and parking facilities within Hill Top Tourist Lodge
- XVIII. Construction of a new tourist lodge on the land next to Delo, Kalimpong
- XIX. Construction of a new tourist lodge on the land identified at Chalsa in Jalpaiguri district

- XX. Total revamping of Malbazaar tourist lodge and creation of additional facilities like Banquet hall with lawn and parking facilities, etc.
- XXI. Construction of additional cottages and kitchen cum restaurant in Jayanti Tourist lodge
- XXII. Construction of additional cottages within Tilabari Tourism Complex
- XXIII. Beautification of Tilabari and Batabari tourist lodges.

Achievements made in Operational front of *WBTDCL*

- I. Achieved operational profit of Rs. 4.55 crore at lodge end and the same for this year till November is Rs. 4.7 crore and expecting the same will reach Rs. 8.0 crore this year
- II. Successfully taken over the Larica In tourist lodge and Mishra's bar cum restaurant & A bar cum restaurant at Murti tourist lodge from the management contractors
- III. In order to facilitate the tourists to locate our properties easily Road side signage from 50 km ahead of tourist lodges and Glow sign boards in front of the tourist lodges are being installed
- IV. To ensure the safety and security of our guests CCTV's are being installed at the tourist lodges
- V. All the outdated furniture's and bedlinens are being replaced systematically with the new age furniture
- VI. New tour packages like Jangalmahal, Christmas, New Year, Go Fishing, Evening cruise on river Ganges, New Durga Puja tours in North Bengal, Dooars safari and Darjeeling tours were introduced
- VII. New tours like Orange tour, Tea Tour and Puri-Konark are coming up for which the corporation has purchased five Hitech Multi axle buses with the financial help of the tourism department, Govt. of West Bengal
- VIII. Because of our aggressive marketing campaign through FM Radio, Electronic and Print media the occupancy percentage of the *WBTDCL* tourist lodge has increased from 43.25 to 46.41
- IX. Successfully introduced off season and cancer patient discount at all our tourist lodges and week days discount at all the tourist lodges located on the beaches.

8.35 Special achievements of the Tourism Department for the Year 2016-17

West Bengal Tourism Policy & Home Stay Policy

West Bengal Incentive Scheme - 2015, West Bengal Tourism Policy - 2016 have become operational. West Bengal Home Stay Tourism Policy – 2017 is under the final stage of preparation.

New Tourist Accommodation

- I. Jhargram Rajbari Tourist Complex in Paschim Medinipur.
- II. Log Huts at Tilabari in Jalpaiguri District.
- III. Ajodhya Hill, Garpanchokot and Khariberi Tourist accommodation in Purulia.

8.36 Tourist Inflow

That the process of development initiated in the year 2011 has finally started to bear its fruits is clearly palpable from the significant increase of Tourist inflow in the recent years.

The following chart and graph regarding Tourist inflow would speak volume in this regard.

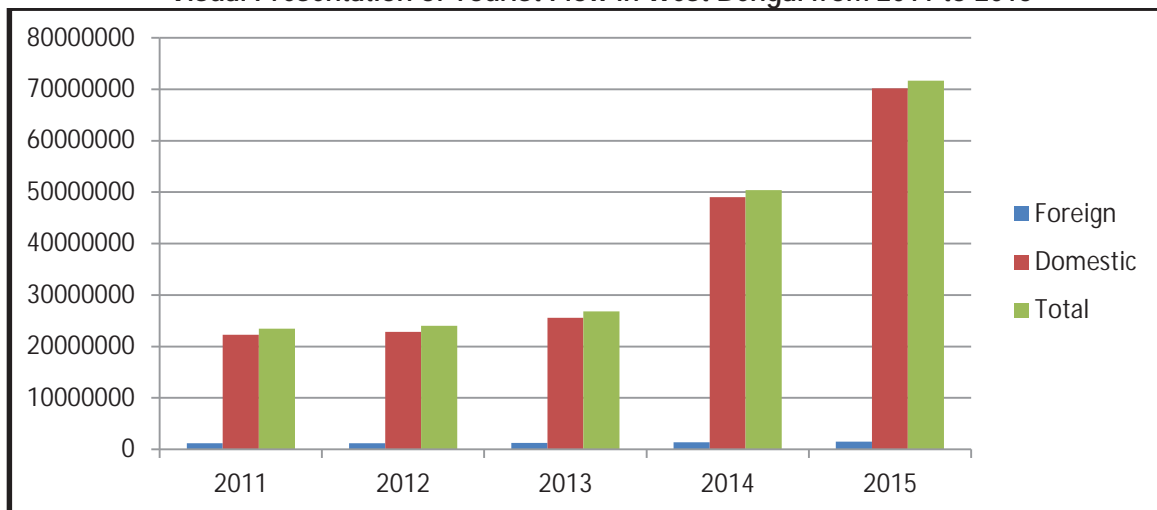
Table No.8.18

Tourist Footfall in West Bengal from 2011- 2015

Year	Foreign	Domestic	Total
2011	1213270	22256968	23470238
2012	1218310	22830205	24048515
2013	1245202	25547300	26792502
2014	1375795	49039890	50415685
2015	1489500	70193450	71682950

Source : Department of Tourism

Visual Presentation of Tourist Flow in West Bengal from 2011 to 2015



8.37 Financial Achievement

Table No. 8.19

Achievements against Budget Allotment [State Plan fund (excluding RIDF & Entry Tax)]

B.P under State Plan Fund for the year 2016-17(as on 16-01-2017) (Rs. in crore)	Ceiling Amount (Rs. in crore)	Release amount (Rs. in crore)	Achievement percentage against ceiling amount
187	122.38	86.68	70.83

Source : Department of Tourism



Chapter 9

**Information, Technology and
Promotion**

Information and Cultural Affairs

Information Technology and Electronics

Information & Cultural Affairs

9.1 Introduction

The Information & Cultural Affairs Department disseminates information about the activities & achievements of the State Government through different media. This Department promotes and patronizes traditional as well as contemporary culture and film with special emphasis to folk culture. The Department also thrives for exploration and conservation of the heritage of the State.

There are four directorates under this Department.

- I. Information Directorate
- II. Culture Directorate
- III. Film Directorate
- IV. Archaeology & Museum Directorate

9.2 Major Activities

Information Directorate

Lok Prasar Prakalpa : Over 80,000 folk artistes have been enrolled so far. The Department has planned to organize more and more programs with the folk artiste for awareness generation about different Government activities.

Maavoi - West Bengal Health Scheme for the Journalists, 2016 : This is a health insurance scheme for all journalist accredited with I&CA Department. Department aims to cover all the accredited journalists under the scheme. A dedicated cell has been created within the department for prompt disposal.

Free travel facilities on Buses / Trams for the Journalists : Like previous years, all the Journalists accredited with I&CA Department will get free travel facilities on Buses / Trams operated by State Transport Undertakings in 2017-18 also. This Department will facilitate the scheme.

Maintaining Press Liaison : This Department maintains close contact with print as well as audio-visual media to disseminate Government views and activities through press release, advertisement etc.

Exhibitions : In 2016-17, this department has organized around 75 central exhibitions and nearly 400 rural exhibitions. In 2017-18, this Department has a target to organize 80 central and 425 rural exhibitions.

Infrastructure Development : Office Buildings for the office of the *DI&CO* in Purulia, 24-Parganas (South) and 24-Parganas (North) are expected to be completed within 2017-18. Construction of new office buildings for the office of the *DI&CO*, Darjeeling, *SDI&CO*, Contai and *DI&CO*, Jhargram will be started in 2017-18.

Digital Management and Analysis Cell : This cell has been created with a view for digital management, analysis and record keeping of all media releases. This cell has already been started its function and will be in full swing from 2017-18.

Ceremonies and Observance of birth & death anniversaries of Legends of the past : This Department will celebrate Republic day and Independence Day throughout the state. This Department will also celebrate Bhasa Dibas, Hool Dibas, Birsha Munda Divas etc. throughout the State. This Department also observed Birth Anniversary of Netaji Subash Chandra Bose at Darjeeling, Birth Anniversary of Swami Vivekananda and Birth & Death anniversary of Mahatma Gandhi, Rabindranath Tagore, Kazi Nazrul Islam and many others. To be precise, this Department will ceremoniously observe Birth & Death Anniversaries of the legends of the past throughout the year.

9.3 Culture Directorate

This Department has undertaken Infrastructure Development works in order to upgrade the cultural infrastructure across the State. The repair and renovation works of Rabindra Sadan, Minerva Theatre, Mahajati Sadan, Rathindra Mancha, Sisir Mancha were taken up in Kolkata. Renovation work of Rabindra Sadan, Sisir Mancha, Madhusudan Mancha, University Institute Hall have been completed. Under the Tagore Cultural Complex Scheme, 32 Rabindra Bhabans / Sadans, are being renovated across the State and State share has been released in favour of 26 Rabindra Bhavans / Sadans. The construction of Purulia Rabindra Bhavan has been completed. Government has provided financial assistance for construction of Rabindra Auditorium in Jadavpur University under the Tagore Cultural Complex Scheme. An Art Gallery is being constructed for the art lovers of Bidhannagar. Additional Fund has been released for Berhampore Rabindra Sadan, Krishnangar Rabindra Bhavan, Purulia Rabindra Bhavan. Moreover, financial assistance has been provided for repair & renovation of Contai Birendra Memorial Town Hall & Habra Town Public Hall. Recently Rabindra Sadan –Nandan-Kolkata Information Centre-Charukala Parshad premises has been renovated.

- I. **Literary & Cultural Pension for eminent personalities** : This is an ongoing scheme and will continue in 2017-18.
- II. **Baul Academy** :Baul is one of the prominent folk-form of West Bengal. To preserve and promote its cultural heritage, a Baul Academy has been set up and will be in full swing from 2017-18.
- III. **Financial Assistance to Natya /Jatra /Folk & Other Artistes** : Selected artists will be endowed with Financial Assistance in 2017-18 like previous years.

Fairs & Festivals : Some worth mentioning fairs and festivals includes Bangla Sangeet Mela, Biswa Bangla Lok Sanskriti Utsav, Poush Utsav, Mati Utsav, Barshapurti Utsav, Natya Mela, Classical Music Conference, Uday Sankar Dance Festival, Shishu Kishore Utsav, Shishu Kishore Film Festival, Shishu Kishore Dance Festival, Shishu Kishore National Drama Festival, National Theatre Festival, Charukala Utsav, Jatra Utsav, Folk & Tribal Festival, Loko Mela etc.

Awards : *Bangabibhusan* and *Bangabhusan* awards were conferred eminent personalities for their outstanding contribution in the field of art, culture, sports etc. *Sangeet Mahasamman* and *Sangeet Samman* are conferred eminent singers and musicians of Bengal. *Mahanayak Samman* are conferred to individuals and Production Houses for their outstanding contribution in the field of cinema. Tele Awards are for artists of Tele-media. *Shilpi Mahasamman*, *Shilpi Samman*, *Shilpa-Aitihāsik Kala Samalochak Awards* are conferred upon eminent artists of the Fine arts & Sculpture. Shanti Gopal & Tapan Kumar *Puraskar* are for *Jatra* Artistes. Apart from these 276 different *Pujo* committees of Kolkata and other

Districts were awarded *Sharad Samman*. Puja Committees Kolkata and rest of West Bengal along with some of other parts of India and abroad are felicitated every year.

9.4 Film Directorate

Kolkata International Film Festival : The State Government has successfully organized the 22nd Kolkata International Film Festival in November, 2016. 23rd *KIFF* will be held in November, 2017.

Mediclinic for Cine Artists & Technicians : 5229 families have been enrolled so far. Total beneficiaries come to 20,926. In 2017-18, the Department will cover all the cine artists and technicians, if there be any left out.

9.5 Archaeology & Museum Directorate

The following projects were undertaken in 2016-17 and expected to be completed by 2017-18 -

- I. Installations of CCTV, Metal Detector, Scanner, Kiosk and Re-arrangement of Book Store at State Archaeological Museum have been undertaken.
- II. Setting up of a Regional Museum at Sidho-Kanho-Birsha University, Purulia. Digitized Documentation of Antiquities of two District Museums in West Bengal.
- III. Arrangement of two more galleries on 2nd floor of the State Archaeological Museum.
- IV. Setting up of a new Regional Museum.

Atlas project for Archaeological Studies and Training, Eastern India: This is an ongoing programme and will continue in 2017-18.

Identification and Declaration of Heritage Buildings, Monuments etc.: As many as 174 buildings have been declared as Heritage Buildings so far. In 2017-18, nearly 50 buildings may be declared as heritage building

Restoration & Conservation of Heritage Buildings, Monuments etc.: Conservation of Jagadanandapur Temple at Dainhat, Katwa, setting up of Memorials of Sri Birendra Nath Sasmal in Purba Medinipur, conservation of Wooden Mast at Bandel Church, at Bandel, Hooghly and setting up of Memorials of Sahid Matangini Hazra in Purba Medinipur are the main conservation and restoration projects undertaken by the Department.

The following restoration and conservation projects are in the pipeline -

- a) Raghaveswar Siva Temple, Dignagar, Nadia. b) Shyamchand Temple, Santipur, Nadia. c) Nanda Kishor Temple, Halisahar, N-24 Paraganas. d) Navaratna Siva Temple, Panchthupi, Murshidabad. e) Rateneswar Siva Temple, Bhattamati, Murshidabad. f) Gangeswar Siva Temple, Baranagar, Murshidabad. g) Nawab Sharafaz Khan's Tomb, Murshidabad.

Excavation at Archaeological sites : Excavation at Moghalmari in Paschim Medinipur and other archaeological sites will continue in 2017-18.

Publications of the Department

- I. Publication of 2nd & 3rd volume of Archaeology and Museum Directorate's Annual Journal "*Puravritto*". Reprinting of *Jelar Purakirti Series*. Publication of *Purakirti Series*-Purulia, Burdwan.
- II. Publication of Rabindra Rachanabali, "*Jatra Darpan*", Nazrul's Works, Bankim Rachanabali, Bangla Academy Journal & Bulletin etc.
- III. Regular publications of periodicals, namely, *Chira Sabuj Lekha*, *Masik Basumati* and *Paschimbanga* (in Bengali, English, Hindi, Urdu and Santali Language).

Information Technology & Electronics

9.6 Introduction

West Bengal has been one of the fastest growing destinations in utilizing Information Technology in the best possible manner in reaching out to its people. The Government of West Bengal, as part of its proclaimed *ICT* (Information and Communication Technology) Policy, intends to bring West Bengal in a position to become one of the top 3 States in India by 2020 in both IT / *ITeS* (Information Technology enabled Service) and Electronics System Design & Manufacturing (*ESDM*) sector. The Information Technology & Electronics Department, Government of West Bengal has been taking a series of steps for IT Promotion and delivering the citizen-centric services of the State Government digitally and electronically through e-Governance activities and in the year 2016-17 the above steps has already been taken to achieve these goals. The objective of the Department is not only to create the right ambience in the State for the growth of IT and Electronics industry, attract investments from the large and *SME* IT players but also to use the technology to benefit the people across the State. This means using IT as a tool, people can exchange information in Government services, educate people in technology aiming to create a better technology enabled digital society.

9.7 Present Scenario

The Department of Information Technology & Electronics in the Government of West Bengal has been striving tirelessly to spread IT activities across the State, and making its feeling present in Tier II and Tier III locations in the State as well in the process. 18 IT Parks have been planned across the State out of which, construction of 11 have been completed. When these IT Parks will be in full operation, it would contribute towards improvement of the socio-economic condition of the local population. The IT Software & Services export figure from the State in 2015-16 is about Rs. 16500 crore. The number of IT companies in the State presently is about 900 which is on the way to increase.

Status of different IT Parks

- I. Activities have already been started in Bantala IT Park, Malda IT Park.
- II. 11 IT Parks are ready for possession and these are Rajarhat IT Park, Durgapur IT Park (Ph II), Asansol IT Park, Purulia IT Park, Barjora IT Park, Siliguri IT Park (Ph II), Bolpur IT Park, Kharagpur IT Park, Kalyani IT Park, Howrah IT Park, Haldia IT Park.
- III. Construction Work of Taratala IT Park, Krishnanagar IT Park, Siliguri IT Park (Ph III) are in full swing.
- IV. Land Demarcation / Finalisation of Coochbehar IT Park, Belur IT Park is under Process.

9.8 Major Activities

Hardware Parks : There have been notable activities to promote Hardware Sector in the State in line with the Government of India Hardware Policy and Scheme. The Hardware Park at Sonarpur is ready for allotment with the infrastructure completed. The work for Kalyani Hardware Park has been initiated. Both the Electronic Manufacturing Clusters (*EMC*) at Falta and Naihati have received final approval.

Table No.9.1
Status of Hardware Parks & Electronic Manufacturing Clusters

Hardware Parks & EMCs	Status
Hardware Park at Kalyani (<i>PPP</i>)	DPR under finalization
Sonarpur Hardware Park	Completed
EMC-Falta	Field work initiated
EMC-Naihati	Field work initiated

Source : Department of Information Technology & Electronics

Indian Institute of Information Technology : The Indian Institute of Information Technology (*IIIT*), Kalyani is in its third year. Government of India, through the nodal body for *IIIT*, is contemplating to start the construction work for the own campus of *IIIT* on 50 acre land at Kalyani. The project is under one of the Schemes of *MHRD*, Government of India on a Not-for-profit Public Private Partnership (*N-PPP*) basis.

Expansion of IT Companies : The major export oriented IT companies such as *TCS*, Cognizant Technology Solutions etc. have been undertaking massive expansion activities. The other large companies such as Tech Mahindra, Accenture, *HCL* Technologies, Wipro, Ericsson etc. are also expanding. The construction work of *ITC* Limited, which has been allotted 17 acre land at Rajarhat to augment its IT activities in the State, has commenced.

Start-up Warehouse : The IT & E Department has entered into collaboration with *NASSCOM* in the 10,000 Start-up warehouse and Microsoft Centre of Excellence. The *NASSCOM* 10000 Start up Warehouse, aims to nurture and grow technology skills, the local software economy by creating awareness and strengthening the development of information and communications technology skills and foster innovation and entrepreneurship at the grass root level. It also thrives to create massive awareness about tech-entrepreneurship, in order to provide Start-Ups with affordable and accessible space, Plug and Play services, Mentor support and Workshops and Start-up events. *NASSCOM* has been allotted 10000 sqft. at 7th Floor, *Monibhandar, Webel Bhavan*, Sector V, Salt Lake Electronics Complex. Starting from only 4 IT start-up companies, the Warehouse has so far supported 42 Start-up companies.

The Microsoft Centre of Excellence (*MCE*) is ready for operation.

New Initiatives : Apart from these, the *IT&E* Department is on the way of launching a number of new initiatives. These include an IT Startup programme, IT Skill Development programme, introduction of courses in Data Science and Cyber security in the educational institutions of West Bengal, establishing a National Level Data Science Institute in the State, setting up a Cyber Security Centre of Excellence, starting a State-level hackathon platform proposed as "*Bengalathon*" for crowd-sourcing as well as rewarding / recognizing innovative solutions and ideas and talent from the talent State, etc.

9.9 ICT Infrastructure for e-Governance

i. West Bengal State Wide Area Network (WBSWAN) is a triple play backbone network of the Government of West Bengal for secure data, voice and video communication among the State, District, Sub-division, Block Head Quarters and Horizontal Departments connected to the respective Head Quarters. 381 Points of Presence (*POPs*) of *WBSWAN* are operational with more than 800 Government

buildings and offices upto Block level horizontally connected with the network. Voice over IP (*VoIP*) and Video-conferencing facility is available for all connected nodes. Connectivity of 423 L&LR offices, 247 Registration offices and 500 Labour Directorate offices across the State is near completion, which will put more than 1000 offices of the State Government under horizontal coverage of *WBSWAN*.

Table No.9.2
WBSWAN Network Availability : A Snapshot

Levels of Network	Network Availability
State HQ	99.5 per cent
District HQs & Horizontally connected offices within Kolkata area	99.0 per cent
Sub-divisional POPs	98.0 per cent
Block POPs and Block level horizontal Offices	85.0 per cent

Source : Department of Information Technology & Electronics

Connectivity among State HQ, District HQs, Sub-divisional HQs and Block HQs is available over BSNL circuits (on lease) with 8/4/2 Mbps bandwidth. For better network performance and bandwidth scalability, links upto sub-division level have been upgraded to Optical Fibre Cable (*OFC*) from earlier Copper cable links. 1 Gbps National Knowledge Network (*NKN*) (upgradeable to 2.5 Gbps) is established in failover mode (Railtel and *PGCIL* links) at *WBSWAN* State HQ at *Webel*, which is then made available to different Government Departments for Internet access and other e-Governance usage. High-speed *NKN* Uplinks with 34 Mbps bandwidth have been integrated at 18 District HQs in fail-over mode with existing *BSNL* links for network redundancy and availability.

Implementation of *MPLS* architecture in place of existing P2P link based hierarchical architecture is planned to make the network more reliable, robust and responsive.

ii. National Optical Fiber Network (NOFN) – Bharat Net is aimed at Digital inclusion and Universal broadband connectivity for all, taking broadband connectivity to the last mile (GP level). To facilitate ongoing Phase-I implementation of *NOFN* by *BSNL*, State Government has granted free Right of Way (*RoW*) to Bharat Broadband Network Ltd (*BBNL*) to cover more than 270 Blocks and more than 2500 Gram Panchayats under broadband connectivity. State Government has approved implementation of the *NOFN* with *OFC* ring coverage from District to Gram Panchayat (GP) level. Implementation of Bharat Net Phase-II is being planned through a State-led Special Purpose Vehicle (*SPV*), which will be formed in joint partnership with Bharat Broadband Network Ltd (*BBNL*). Survey of electrical poles for *GIS* mapping is underway for overhead *OFC* laying in Bharat Net Phase-II.

iii. West Bengal State Data Centre (SDC) provides a centrally managed, secure hosting and storage server farm infrastructure for consolidation of all Government Data, Applications, Services and Infrastructure, for ease of integration and data centre operations. West Bengal *SDC* is a 24 x 7 hosting facility with uninterrupted power supply and hardly any permissible downtime to a maximum of five hours in a quarter. To maintain continuity of critical government services in the wake of a disaster, *SDC* has been integrated with National Data Centre (*NDC*), Delhi as its Disaster Recovery (*DR*) site, which will keep a replicated web-site or a portal live and working from National Data Centre, whenever *SDC* is down due to any disaster or similar situation. More than 40 web applications, portals and websites of the State Government are hosted and operational in *SDC* including e-District, State Portal-State Service Delivery

Gateway (*SP-SSDG*), Commercial Taxes, e-Nathikaran, e-Bhuchitra, Employment Bank, State Assisted Scheme of Provident Fund for Unorganized Workers (*SASPFUM*), Crime and Criminal Tracking Network System (*CCTNS*) and websites of various Departments. Current Rack space utilization of *SDC* is about 98 per cent and Server utilization is about 99 per cent. A mini cloud platform (<http://wbcloud.gov.in>) has been set up in *SDC* with four 4 servers, which is currently operational with Infrastructure-as-a-Service (*IaaS*) model with optimized and dynamic sharing of server resources. Considering recent advancement in the areas of cyber security, cloud computing, energy efficiency and other data centre technologies, comprehensive revamping and expansion of *SDC* is under implementation along with enhancement of capacity taking demand for more hosting space for government applications, databases and servers.

9.10 e-Governance Initiatives for Government-to-Citizen (G2C) services

- I. ***e-District State-wide rollout*** aims at end to end, convenient, efficient and affordable delivery of citizen-centric government services in all the Districts in electronic mode through back-end government workflow automation and front-end service delivery channels, like Common Service Centres , Citizen Kiosks and Self-service Web Portal. About 500 Government offices upto Block level including 80 Citizen Kiosks in District HQs and remote Sub-division HQs along with Common Service Centres (*Tathya Mitra Kendra*) are operational as Service Delivery Outlets of e-District services. e-District portal is integrated with Mobile Service Delivery Gateway for SMS based status tracking and notifications to the citizens and e-Payment facility is enabled for paying fees through integration with *GRIPS* portal of Finance Department. Now, 30 services are available online with more than 4 lakh service transactions and 148 additional online services from various Departments have been identified to be brought under e-District portal.
- II. ***State Portal-State Service Delivery Gateway (SP-SSDG)*** is a combination of a Single State portal and an intelligent middleware soft infrastructure developed as a routing mechanism for online applications in e-Forms between front-end Service Access Providers (Common Service Centers, Self-servicing Citizens through Web etc.) and back-end Service Providers (Government Departments) for online delivery
 - a. The official portal of the State Government "*e-Bangla*" has been live since 5th August, 2016 at <https://banglarmukh.gov.in>
 - b. 6 number of e-Application services for merit-cum-means scholarships and an Online Single Window Clearance System (*OSWiCS*) with 11 services for statutory clearances from 7 Departments and 5 services related to Registration for Incentives from Directorate of Industries are already live with more than 48,000 online applications processed till date.
 - c. Currently, Single Sign-On (*SSO*) implementation for investor / industry related services through Online Single Window Clearance System to meet "Ease of Doing Business (*EODB*)" goals is also underway.
- III. ***Mobile Governance*** is being used by State Government extensively in information dissemination as well as service delivery through mobile phones of the citizens of State. As per *TRAI* reports,

West Bengal is having a tele-density of 79.94 as on April, 2016 with more than 7.00 crore active mobile subscribers.

- a. Pull and Transaction *SMS* based tracking services using Mobile Service Delivery Gateway (*MSDG*) have been implemented and operational for 30 number of e-District services, Health Department (applications like *HMIS*, Clinical Establishment, *RSBY* and *OPD*), Howrah Traffic Police etc. are among various other e-Governance applications users in the State. *SMS* based search facility of polling details such as polling station name, assembly constituency number etc. based upon Election Photo Identity Card (*EPIC*) Number has been widely used.
- b. Outbound Dialler (*OBD*) and Interactive Voice Response (*IVR*) based infrastructure is being planned.

9.11 Capacity Building and Training Initiatives on Digital Governance

More than 50 officials of various State Government Departments were trained on e-Governance Lifecycle Management as well as on Project Management for certification programmes like *PMP* and *PRINCE 2* in coordination with Gol agencies like National e-Governance Division and National Institute of Smart Government and State Government Institutions like ATI, West Bengal. Digital India University Workshops were conducted in 6 Universities in the State including Calcutta University, Jadavpur University, Kalyani University, Vidyasagar University, Burdwan University and North Bengal University for engaging, educating and empowering around more than 1500 students and faculty members on Digital initiatives of West Bengal Government and sessions on Cyber Security, Digitization and E-Waste management etc.



Chapter 10

Promotion and Protection of Nature

Environment
Forest

Environment

10.1 Introduction

The Environment Department was created in 1982. According to the Rules of Business and official orders, the Department has the following functions: i) Environment and ecology, ii) Prevention and control of pollution of air, water and land, iii) Co-ordination between departments and agencies of the State and the Union Government concerned with the policies and schemes relating to environment. iv) All matters connected with a) The West Bengal Pollution Control Board and b) Institute of Environmental Studies & Wetland Management. In December, 1986 the Rules of Business were amended to include environmental clearance of State Government Projects by the Department of Environment. On 5th June, 1995, the Department framed an Environmental Policy Statement. The Department works mainly through: The West Bengal Pollution Control Board (*WBPCB*), Institute of Environmental Studies & Wetland Management (*IESWM*), West Bengal Biodiversity Board (*WBBB*), Universities/Research Institutes, Other Government Organisations, Local Bodies, NGOs/Civil Society Organisations.

10.2 The West Bengal Pollution Control Board (WBPCB)

The West Bengal Pollution Control Board was constituted in the year 1974 under the first federal environmental legislation of the country-the Water (Prevention and Control of Pollution) Act, 1974. Many other Acts and Rules have been introduced by the Government of India during the subsequent years and the responsibility of implementation of these regulations within the territorial jurisdiction of this State have been given to the WBPCB.

The major activities of the WBPCB during the period of April to October, 2016 are:

- I. Surveillance on industries: 1895 number of units
- II. Emission and effluent quality monitoring from industrial sources: 2193
- III. Consent administration issued to 3925 number of industrial units.
- IV. Authorisation to health care facilities for bio-medical waste management: 320
- V. Authorisation to hazardous waste generating units for hazardous waste management: 71
- VI. Monitoring of sewage treatment plants of municipal towns: 10
- VII. Real Time Ambient Noise Monitoring stations installed : 10
- VIII. Remediation of a portion of the Dhapa Municipal Waste Dumpsite is being undertaken under CBIPM Project.
- IX. Establishment of a pilot scale bio-degradable municipal solid waste treatment facility at Barasat Municipality.
- X. Installation of 10 rooftop rainwater harvesting units in different schools and institutions and work for another five is in progress.

- XI. Installation of solar energy exploitation units with the help of WBGEDCL in 100 schools and health centres.
- XII. Facilitated PWD for construction of 100 roadside public toilets.
- XIII. Undertaking rejuvenation of ponds in several areas.
- XIV. Obtained accreditation from NABL for the Central Laboratory at Head Office in 2012.

Environmental Monitoring

Since January, 2016, 72 manual Ambient Air Quality Monitoring stations(AAQMS) are in operation. Also, 5 automatic AAQMS and 1 mobile unit are in operation. 3 more automatic AAQMS at Siliguri, Asansol and Howrah are in operation.

Environmental Awareness

- I. The WBPCB regularly conducts environmental awareness programmes. Many important days are observed in befitting manner every year, like the World Environment Day, International Ozone Day etc.
- II. Distributes metal free and non toxic colour to the idol makers.
- III. Eco clubs have been formed in 4400 schools.

e-Governance: The WBPCB has adopted the "Ease of Doing Business" for providing efficient, convenient, transparent and integrated electronic services to the applicants. The following systems have been introduced:

- I. Introduction of Web based Environment Management Information System and on-line consent management.
- II. Decentralisation of consent management.
- III. Modified industry categories, available in Board's website (www.wbpcb.gov.in)
- IV. Helpdesks at all Regional Offices of WBPCB for providing guidance to the industries on environmental matters.
- V. Auto renewal of Consent for Establishments for further time period required.
- VI. Auto renewal of Consent for Operation for units having no change of activity.
- VII. Introduction of Online Payment system.

10.3 West Bengal Biodiversity Board (WBBB)

West Bengal Biodiversity Board (WBBB) was established in the year 2004, after the enactment of the Biological Diversity Act in India in 2002. This statutory autonomous body, since its inception, has been working towards implementation of the provisions of the said Act, under the administrative control of the Department of Environment, Government of West Bengal. The State Board aims at fulfilling three major objectives – Conservation of Biodiversity, Sustainable use of Biodiversity and equitable sharing of

benefits coming out of biodiversity and related traditional knowledge. The board has taken several initiatives towards implementing the objectives of the said Act, through several in house and funded research projects, besides other statutory and regulatory activities.

Conservation of Bio-diversity. In the shadow of the Convention of Biological Diversity adopted in the 1992 Earth Summit in Rio de Janeiro in which India was one of the signatories, the Biological Diversity Act was enacted in the year 2002 and subsequently the Biological Diversity Rules in 2004 with the objectives to regulate access to genetic resources and associated knowledge for commercial utilization and ensure equitable sharing of benefits arising out of bio-resources and knowledge available in the country for conservation and sustainability of biodiversity as a whole. Subsequently in exercise of the power conferred by *Section 63* of the Act, the W. B. Biological Diversity Rules, 2005 has come into force.

For conservation of biodiversity the Board has initiated some activities like -

- I. Documentation and on-farm conservation of Traditional Rice Varieties (TRVs)
- II. On-farm conservation of indigenous crop varieties and their wild relatives.
- III. Restoration of indigenous fishes and their habitats.
- IV. Declaration of Medicinal Plant Conservation Areas (MPCAs) of Tonglu & Dhotrey of Darjeeling district as Biodiversity Heritage Sites (BHS).
- V. The Board has sanctioned 35 research projects in the field of conservation of biodiversity so far. Out of which 19 projects have already been completed and final report submitted and 16 projects are ongoing.

10.4 East Kolkata Wetlands Management Authority (EKWMA)

The East Kolkata Wetlands (EKW) lying adjoining to New Town, Salt Lake along the eastern flank of the Eastern Bypass encompasses an area of 12,500 hectare. It comprises 37 Mouzas (30 full and 7 part) under South 24 Parganas, North 24 Parganas and KMC. Since Kolkata slopes towards the east, the EKW developed as a natural urban waste water treatment system, besides its utility as a carbon sink. About 10,500 tons of fish per year and about 150 tons of vegetables daily are supplied to the city markets providing livelihood to about 50,000 people directly. The EKW has been designated as 'Wetlands of International Importance' in 2002.

The East Kolkata Wetlands Management Authority (EKWMA), a regulatory body, was constituted for conservation and management of the EKW under the chairmanship of Chief Secretary, West Bengal.

Activities of EKWMA during 2011-12 to 2016-17(upto November, 2016) are:

1. Awareness generation
 - I. Through hoardings at different locations in EKW
 - II. Through workshop on Eco-tourism in EKW
 - III. Through Study trips/excursions
 - IV. Through celebration of World Wetlands Day (2nd February)

2. Afforestation Programme

3. Desiltation of Goltala bheri under Fisheries Department, Government of West Bengal

10.5 Institute of Environmental Studies and Wetland Management (IESWM)

Objectives of the Institute

- I. To address issues related to environmental problems and make plans of coastal zone management for suitable development of the coastal areas.
- II. To undertake coastal zone management related studies on its own. It should be equipped with necessary instruments, software and manpower.
- III. To prepare management actions plans for sustainable use of wetlands and water bodies.

Different schemes during last five years

- I. A project for "Comprehensive Studies on the East Kolkata Wetland Ecosystem for its Conservation and Better Sustenance" has been completed.
- II. A project for "Assessment of Environmental Status of Bidyadhari River and its Impact on Fish and Prawn Cultivation" has been completed in December, 2014.
- III. A project for "Demonstrating model showing rooftop rainwater harvesting system (direct use with facility for groundwater recharge) has been undertaken to mitigate the impact of climate change on water resources". Out of 18 districts, installation works for 14 districts have been completed within March, 2016.
- IV. In the Projects for "Installation of rooftop rain water harvesting system, installation works have been completed in 4 schools.
- V. The project work for first year has been completed and an interim report has been submitted for "Study to elucidate the significance of East Kolkata Wetland in carbon sequestration to mitigate the climate change".
- VI. The project work for first year has been completed and an interim report has been submitted for "Determination of heavy metals in vegetables, soils and waters".

The Institute has prepared the following Coastal Regulation Zone (CRZ) maps for different important organizations:

For Kolkata Port Trust at Salukkhali & Rupnarayan Chak, East Medinipur & at Diamond Harbour, South 24 Parganas. For Defence Research and Development Organisation (DRDO) and Kolkata Port Trust (Haldia and Diamond Harbour sites). For 150 sites for Cyclone Shelters under NCRM have been completed and handed over to the Disaster Management Department, Govt. of West Bengal. For Dheu Sagar and Roop Sagar Island for Tourism Development by HRBC for Sagar Island. For proposed jetty by Indian Coast Guard at Haldia. Of 9 mouzas for Digha Sankarpur Development Authority. For setting up of mini bulk carrier upstream of 3rd oil jetty at Haldia by Kolkata Port Trust. For installation of 02 numbers deep tube wells at Mouza Dadanpatrabar, Purba Medinipur by PHE Department, Govt. of West Bengal.

For redevelopment cargo handling facilities at outer Terminal-II at Haldia Dock Complex by Kolkata Port Trust.

10.6 Integrated Coastal Zone Management Project (ICZM), West Bengal

Integrated Coastal Zone Management Project (ICZM), is a World Bank assisted project implemented by Ministry of Environment, Forest and Climate change, Government of India. The project is being implemented on pilot basis in West Bengal along with Orissa and Gujarat. Department of Environment, Government of West Bengal is the nodal department for implementation of the West Bengal components through this State Project Management Unit (SPMU).

ICZM project in West Bengal started in September 2010 and presently extended till December 2017. Initial project cost was Rs. 300.26 crore, which is now increased to Rs. 335.62 crore. 10% of the project cost is shared by the State Government.

Procurement of Rs. 252 crore has been awarded so far out of the target of Rs. 302 crore. Till 31st October, 2016, about Rs. 161 crore expenditure has been incurred.

Major achievements of the project so far are as follows:

- I. 100% household electrification of Sagar Island completed by March, 2015. 30800 APL and 250 BPL household benefited.
- II. Construction of 6.7 mld. sewage treatment plant along with sewerage network at Digha is completed.
- III. Construction of 32.85 km. storm water drainage system in Digha is under progress almost half of the work is completed.
- IV. Construction of 25 Multi Purpose Cyclone Shelter (MPCS) facilities in Sagar is under progress and expected to be completed by mid 2017.
- V. As part of Eco tourism at Sagar Island, Rain Shelters cum Dala Arcade & Nut Mandir, Eco Camp Complex, Bus Terminus and Leach Pit Based toilet are under construction to provide better amenities to tourists .
- VI. SPMU has constructed several community managed micro coastal infrastructures as part of the Entry Point Activities (EPAs) including bore wells, rural roads, culverts etc.

Forest

10.7 Introduction

The main objective of the Department is maintenance of environmental stability through preservation and, where necessary, restoration of the ecological balance and conserving the natural heritage of the State by preserving the remaining natural forests with the vast variety of flora and fauna, which represent the remarkable biological diversity and genetic resources of the State. Some other important activities of the Department are in the field of:

- I. Checking of erosion along the coastal tracts of Sundarbans.
- II. Increasing substantially the forest / tree cover in the State through massive afforestation and social forestry programmes, especially on all denuded, degraded and unproductive lands.
- III. Meeting the requirements of fuel-wood, fodder, minor forest produce and small timber of the rural and tribal populations.
- IV. Increasing the productivity of forests to meet essential needs of the people by adopting new technologies and practices.
- V. Conservation of wild life by maintaining the natural habitats, including the protected area, through proper scientific management and practices
- vi. Promoting the conservation of the non-timber forest produce (*NTFP*) resources including medicinal plants.

10.8 Background / Context

The forest and tree cover rate of West Bengal state has demonstrated upward trends for the last decade. The open forest cover out of the total forest is as high as 41.8 percent. As a result of high population density, per capita forest and tree cover in West Bengal is as small as 0.0115 hectare compared to the national average of 0.075 hectare. Currently, 20 million cu. Metre of fuel-wood and 0.915 million cu. metre of wood (other than fuel wood) are in short supply and a huge demand-supply gap exists in the West Bengal State. Out of total 11,879 Sq. km. forest area 7,054 Sq. km. Reserved forest, 3,772 Sq. km. Protected forest and 1,053 Sq. km. Unclassed State forest.

10.9 Executing Agencies

Apart from Directorate of Forests, the following are the executing agencies for different schemes of Forest Department -

- I. West Bengal Forest Development Corporation Limited.
- II. West Bengal Forest and Biodiversity Conservation Project (*WBFBCP*).
- III. West Bengal State Forest Development Agency
- IV. West Bengal State Compensatory Afforestation Fund Management and Planning Authority (*CAMPA*)
- V. West Bengal Waste Land Development Corporation Limited.

VI. West Bengal Pulpwood Development Corporation Limited.

10.10 Biodiversity and Representative Ecosystem in the State – A brief Description

From a phytogeographic viewpoint, the southern part of West Bengal can be divided into 2 regions, the Gangetic plain and the littoral mangrove forests of the Sundarbans. The alluvial soil of the Gangetic plain, compounded with favourable rainfall, make this region especially fertile. The predominant commercial tree species is *Shorea robusta*, commonly known as the *Sal tree*. The coastal region of Purba Medinipur exhibits coastal vegetation; the predominant tree is the *Casuarina*. A notable tree from the Sundarbans is the ubiquitous *sundari* (*Heritiera fomes*), from which the forest gets its name.

The distribution of vegetation in northern West Bengal is dictated by elevation and precipitation. For example, the foothills of the Himalayas, the *Dooars*, are densely wooded with Sal and other tropical evergreen trees. However, above an elevation of 1,000 metres (3,300 ft), the forest becomes predominantly subtropical. In Darjeeling, which is above 1,500 metres (4,900 ft), temperate-forest trees such as oaks, conifers, and rhododendrons predominate.

West Bengal has 3.26 per cent of its geographical area under protected areas comprising 15 wildlife sanctuaries and 5 National Parks — Sundarbans National Park, Buxa Tiger Reserve, Gorumara National Park, Neora Valley National Park and Singalila National Park. Extant wildlife include Indian rhinoceros, Indian elephant, deer, leopard, gaur, tiger, and crocodiles, as well as many bird species. Migratory birds come to the State during the winter. The high-altitude forests of Singalila National Park shelter barking deer, red panda, chinkara, takin, serow, pangolin, minivet and kalij pheasants. The Sundarbans are noted for a reserve project conserving the endangered Bengal tiger, although the forest hosts many other endangered species, such as the Gangetic dolphin, river terrapin and estuarine crocodile. The mangrove forest also acts as a natural fish nursery, supporting coastal fishes along the Bay of Bengal. Recognising its special conservation value, Sundarban area has been declared as a Biosphere Reserve.

10.11 Different Schemes

Agriculture & Allied Activities Sector

- I. ***Soil and Water Conservation*** : Works of soil and water conservation are taken up in the areas which are ecologically fragile. The objectives of action under the scheme is to mitigate the effects of development in the ecologically fragile areas by providing a buffer from the disastrous effects of natural calamities like landslides and the chronologically imperceptible effects of erosion etc. There is need for adoption of soil and water conservation measures. The approach of catchment management includes vegetative measures like afforestation, agro forestry, vegetative contour barriers, pallsiding, whittling and engineering works like checkdams, gully plugging and control measures, guided bandhs/spurs and water harvesting structures.
- II. ***Agricultural Research*** : Field forestry research includes proper designing of field trials of forestry species, improvement in nursery and plantation techniques, model plantations, collection and use of Source- identified seeds for better productivity, research on growth and yield of forest trees of important economic values etc. The trials are very important for augmentation of

biodiversity, forest cover and improvement of forest productivity. For this purpose standardized nursery practices and plantation techniques experimented with in the field trials. Production of quality planting material for the plantation of important species is also very important.

- III. **Education and Training** : Training of forest staff in wildlife, soil conservation, computer application, research, Seed technology, Social Forestry and general forestry management and other sectors connected with fringe area development programme is also an important scheme under the core sector of 2415-Forestry Research and Education.
- IV. **Rashtriya Krishi Vikas Yojna (RKVY)** : The non-core plan consists of works under 2401-Rashtriya Krishi Vikas Yojna (RKVY) - having the sole scheme RKVY under 2401- Additional Central Assistance under Rashtriya Krishi Vikas Yojna – Grants in Aid. Under the scheme the 2 main components viz., afforestation in degraded forest areas and soil and moisture conservation for ground water augmentation and arresting soil erosion are implemented.

Forestry and Wildlife Sector

- I. **Protection and Improvement of Wildlife and Biodiversity** : Schemes under this category are implemented in areas having significantly higher density of wildlife which has become highly endangered species and also include areas that contain highly endangered plant and insect species, amphibians etc. Forest areas in the State which have been brought under total biodiversity conservation and preservation is 4064 sq. km. The activities under this scheme include conservation of the habitats for the Wildlife, management of Wildlife populations, prevention of straying of wild animals such as elephants and wild Gaur into adjoining human habitats, management of tiger Reserves, Sanctuaries and National Parks and management of Man Animal conflict. The following important schemes are implemented under this category.
- II. **Nature conservation-Protection and improvement of wildlife** : This scheme is meant for improvement of wildlife in the State. It includes improvement of wildlife habitat in different forest areas of the State and improvement of Wildlife Sanctuaries and National Parks. About 34% of forest area of the State is under protected area network.
 - I. **Tiger Reserve in Sunderban** : These are 50 per cent Centrally Sponsored Scheme meant for overall development of this tiger reserve. Eco-development works, infrastructural development works and other developmental programmes are taken up under this scheme. Allocation of funds from the Government of India depends on availability of matching grant by the State.
 - II. **Tiger Reserve in Buxa** : These are 50 per cent Centrally Sponsored Scheme meant for overall development of this tiger reserve. Eco-development works, infrastructural development works and other developmental programmes are taken up under this scheme. Allocation of funds from the Government of India depends on availability of matching grant by the State.

- III. ***Development of National Park and Sanctuaries- Jaldapara Sanctuary*** : This Scheme is meant for improvement and preservation of wildlife habitat in Jaldapara Sanctuary. This is a very important scheme for preservation of the prime rhino habitat of the State.
- IV. ***Control of poaching and illegal trade in wildlife with special reference to inter-state and international implication***: Control of poaching of rare and endangered animals viz. tiger, rhino, elephant etc. has to be accorded highest priority. Similarly poaching of prey base species like deer also has to be kept at bay. The provision under the scheme is to take care of such activities.

10.12 Consolidation of Joint Forest Management

Joint Forest Management (*JFM*) has evolved as a major component of forest management in the State. West Bengal is the pioneer of *JFM* in the World Forestry. Till now more than 4000 registered Forest Protection Committees have been formed which comprise of more than 5,62,202 members and provide protection to 5417 sq. km. of forests which is more than 40 per cent of the total forest area in the State. The main objective is to reduce the biotic pressure on the forests, so that the forests are conserved to the most productive levels and the biodiversity of the forests remain unaffected. As a support activity 25 percent of net revenue collected by way of sale of forest produce is distributed among the *FPC* members. It is therefore necessary, for consolidation of *JFM* in the State, to provide socio economic security to the *FPC* members to the best extent possible. For this purpose the following schemes are implemented under this title by means of creation of assets, construction of soil moisture conservation structures for better utilization of nearby agricultural fields, community halls etc. to achieve the objectives as envisaged above.

- I. ***Community Development*** : The foundation of Joint Forest Management (*JFM*) has been firmly laid in south Bengal through formation of Forest Protection Committees (*FPC*) and micro-planning process. Under the scheme, efforts are made to extend *JFM* to other parts of the State through community development works in order to address the problem of biotic interference which is responsible for forest degradation. The scheme also has its effect on uplifting the living conditions of forest villages inside the forest areas in North Bengal. The result is better management, protection and betterment of valuable Forest resources along with the economic betterment of the people dependent on forest resources.
- II. ***Other Allied Works Component*** : Apart from the afforestation schemes certain additional works have been included in the State Plan, namely, survey and demarcation of external forest boundaries, improvement of forest roads, construction of small earthen dams and other water-bodies for ground water recharging, gully control and watershed stabilization, social amenities, income generation and employment, for the sustenance of joint forest management.
- III. ***Economic Rehabilitation of Fringe Population***: It is being largely felt that forests cannot be protected without enlisting the support of forest fringe dwellers. Participatory Management of forests has taken deep route in some agro-ecological zones of the State. In addition, there is need to implant the same in the right frame. In the initial years such efforts need be nurtured through appropriate *JFM*-support activities on adopted micro-plans. This includes entry point

activities inside the fringe population, enlightening the local population regarding the benefits of protection of forests etc.

- IV. ***Amenities to Forest Staff and Labour:*** This is a scheme for providing amenities to forest staff and forest villages. There are more than 10,000 forest staff spread all over West Bengal at more than 200 locations. The scheme has its contribution in harnessing the Human Resource and simultaneously its development in the form of providing them certain basic amenities thus motivating them to work with maximum efficiency.

10.13 Afforestation

One of the objectives of National Forest Policy is to increase the National Forest cover to 33 per cent of the geographical area as per the National Forest Policy, 1988. The main area of activity is creation, maintenance and preservation of plantations on both degraded forest land, non forest Government land and private lands through the following schemes.

Economic Plantation: This scheme is meant for the plains of Dooars in North Bengal and comprise of plantations of timber producing species.

Plantation of Quick Growing Species: Under this scheme mainly industrial plantations over laterite zone are created along with maintenance of older plantations.

Coastal Shelterbelt Plantation: Mainly plantations in Coastal areas are taken up under this program with the objective of mitigating the fury of cyclones along the coastal areas. This program will be taken up mainly in Midnapur Districts and some areas of 24 Parganas South.

Mangrove Treatment : The scheme aims at rehabilitation of mangrove forests in Sunderban areas by taking afforestation in saline blank patches, newly accredited areas on account of deltaic accrual of lands, sandy blanks etc.

Forestry Treatment: In view of a very wide range of Agro-ecological conditions prevailing in this State, altogether 12 treatment models have been adopted, which are grouped in 2 broad categories, namely (a) *Rehabilitation of degraded forest lands* - which constitutes the largest component of the treatment models involving JFM with FPC's including regeneration of degraded Sal forests in SW Bengal from viable root stocks and partly in North Bengal for similar areas. Enrichment planting is also undertaken in blank pockets within these areas and (b) *Forestry development on Non Forest Lands* - the principal focus of which is on the Farm Forestry, which is directed towards small and marginal farmers. This also includes promotion of Agro-Forestry systems.

Strip Plantation / Farm Forestry: This scheme is meant for a part of the area that has been earmarked for strip plantation along national highways, canal embankments, roadside plantations etc.

10.14 Infrastructure Development, Forest protection, Management and Planning

Forest staff are generally required to live in forest areas for protection of forests and for executing various developmental works. This makes it pertinent therefore, to take up construction activities of buildings for different categories of staff and officers.

The computerized cell on GIS is entrusted with the task of updating satellite based spatial information data and to generate real time maps for proper policy framing and planning and monitoring of forest cover and in addition to that also helps in consolidating the forest resources. There is a need to assess the forest cover periodically based on satellite imageries procured in digital data format from National Remote Sensing Agency (India) (*NRSA*).

Eco tourism is a concept where the programs of nature conservation and tourism are made to coincide so as to produce a synergetic effect. The objective is to sensitize each visitor regarding the importance of conservation on human survival on this earth by inviting them to such protected areas and eco-tourism centres as potential advertisers to spread the message of the need for conservation of the wildlife and their natural habitat. Eco-Tourism is also visualized as a tool to generate local employment and involve *FPC / EDC* members in economic activities of Eco-Tourism to earn their livelihood and in turn their support in bio-diversity conservation.

In consideration of the aforementioned objectives, the following important schemes are taken up to meet the above mentioned objectives.

- I. **Forest Resource Survey:** Under this programme survey of forest resources is done using Geographical Information System including continuous updation for future planning.
- II. **Forest Consolidation:** The recorded forest area of the state is only 13.4 per cent of the total area of the State. Under this scheme maintenance of forest boundaries is done through periodic survey and demarcation.
- III. **Development of Forest Communications:** Under this scheme improvement of the existing road network in forest areas through up gradation of the vulnerable bridges and construction of culverts and bridges has been envisaged.
- IV. **Buildings:** Forest personnel have to live in forest areas for forest protection and execution of developmental works. Construction of staff quarters, barracks, check posts etc is therefore are taken up for different categories of staff and officers.
- V. **Forest Protection:** It includes activities like providing mobility to field staff, procurement of arms and ammunitions, expansion and up gradation of R.T. Network etc.
- VI. **Integrated Forest Protection Scheme :** One of the important schemes of Government of India which is implemented under the fund sharing mode of 60 per cent Central Share and 40 per cent State Share. This scheme caters to the 3 basic pillars of forest protection and management viz. Forest fire control and management, Preparation of Working Plans / Survey & Demarcation of Forest boundaries and Strengthening of Infrastructure for forest protection.

- VII. **Working Plan:** The Working Plan divisions are entrusted with the writing and revision of working plans for necessary approval of Government of India.
- VIII. **Management Information System:** For successful management all district headquarters are proposed to be covered by a wide area net-work.
- IX. **Timber Operation:** One of the thrust areas is judicious harvesting of forest resource compatible with ecological, economic and environmental needs. Presently the areas of North Bengal are covered under this scheme. Such harvesting of final and intermediate yield as per provisions of approved Working Plan not only creates substantial employment in rural area but also generates revenue for the State Exchequer.
- X. **Intensification of Management:** The scheme takes care of initiations in strengthening the biotic infrastructure and acquisition of tools for modernization of data collection, storing and retrieval system in different spheres of activities.
- XI. **Monitoring and Evaluation:** The fund provided under this scheme is utilised to monitor and evaluate the success of the plantations using scientific sampling methods.

10.15 Extension of Forestry Activities

Under these category activities like publicity, distribution of seedlings, maintenance of Botanical garden, creation of parks and gardens etc are undertaken.

- I. **Creation and Improvement of Parks and Gardens:** These schemes try to retrieve the balance open spaces by taking up afforestation activities. Also there is a need for taking care of the aesthetic and recreational aspects, which is being increasingly felt in rural, semi-urban and urban areas. Renovation and maintenance of older parks is also done under these schemes.
- II. **Llyod Botanical Garden:** The scheme is for the development of prestigious Lloyd Botanical Garden situated in Darjeeling. This garden has the potential of being developed model garden for the flora of montane and temperate areas of the eastern Himalayas.
- III. **Decentralization of Peoples Nurseries:** Seedlings are being raised through Nurseries under this programme with the objective of promoting planting of trees outside forest areas.

10.16 Zoological Park

The West Bengal Zoo Authority was established in the year 2010 and has been fully operational since 2012-13. The Authority is a Government controlled registered society under the Department of Forests, Government of West Bengal. The West Bengal Zoo Authority is governed by a 12 member Board headed by the Chief Secretary, Government of West Bengal.

10.17 Special Area Programme

Hill Areas Development Programme (Including *DGHC*) are included under this sector. This is entirely under core plan. The scheme caters to afforestation in fragile areas of hills, stabilization of slopes through soil moisture conservation structures, community based development works for supporting Joint Forest Management Committees etc. In consonance with the guidelines of National Forest Policy, which

envisages a targeted green cover in the hill areas to the extent of 66 percent and to arrest the degradation of the fragile ecosystem of the North Bengal Hills the proposal is justified.

10.18 e-Governance

West Bengal Forest Department has a fully fledged *G/S* lab in the Directorate Headquarters which generates and records all the Forest areas in the State. Besides Compensatory Afforestation Fund Management and Planning Authority cell is regularly updating the status of diverted lands on the <http://egreenwatch.nic.in/> portal. Besides, West Bengal Forest Development Corporation is in the process of conducting online auctions which is supposed to become operational soon. Also this Department is developing many solutions under ease of doing business which will become operational soon.

10.19 Other Activity

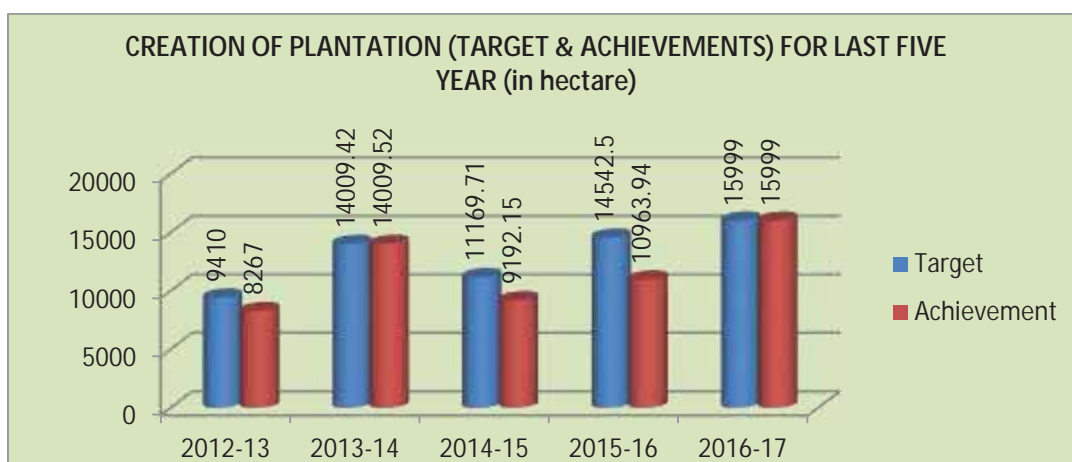
By the initiative of Hon'ble Chief Minister, West Bengal Forest Department is going to start a new scheme namely '*Sabujshree*' to provide a sapling of high economic value to every new born in the State which may be used for the child's education expenses when the tree gets matured.

10.20 Financial & Physical Achievements

Forest Produce: Revenue Received : During the year 2014-15 a total of 5736.53 hectare of Forest areas were harvested and Gross Revenue amounting to Rs. 135.73 crore was generated. It is estimated that approx. Rs. 160.32 crore of revenue will be generated during 2016-17.

Budget Estimate and Actual Expenditure Incurred: Out of State Plan, Budget Estimates for 2015-16 and 2016-17 are Rs. 271.41 crore and Rs. 305.00 crore respectively out of which Rs. 215.78 crore and Rs. 46.35 crore has been utilised during 2015-16 and 2016-17(April to September, 2016).

Creation of Plantation (Target & Achievement):





Chapter 11

Rural Credit and Co-operation

Co-operation

Self Help Group and Self Employment

Co-operation

11.1 Introduction

The primary objective of every Co-operative is to provide goods and services to its members and thus enable them to attain increased income and savings, investments, productivity, purchasing power and also to promote among them equitable distribution of net surplus through maximum utilization of locally available resources. In addition, the Co-operatives frequently have social goals which they aim to accomplish by investing a proportion of trading profits back into their communities.

11.2 Background

Context in which the Department is functioning

Co-operatives have played a significant role for the upliftment of the people of this State. The Government of West Bengal has identified Co-operatives as a powerful vehicle to reach its economic development initiatives right up to the grass root level both in rural and urban areas. As of now cooperative movement in the State is founded on effective frame work of legislation and strong network of organizations. It may be rationally expected that the role of Co-operative institution in socio-economic development of the State need to be more intensive and significant as compared to the present scenario. In view of that Government of West Bengal is desirous of adapting appropriate intervention measures for strengthening organizational infrastructure and human recourse strength of Co-operative institutions at all levels.

11.3 Major Policy Decisions

Amendment of Statute: *WBCS Act, 2006* has been amended 4 times after its enactment with effect from 18-01-2011. The first amendment, through the *WBCS (Amendment) Act, 2010* took place in order to incorporate the Special Provisions relating to Co-operative Credit Structure Entities in the aftermath of *Vaidyanathan Committee* Reforms and Revival Package for S.T.Credit Sector [Section 134 newly inserted as Chapter XIII A]. 3 other amendments followed, in 2011 (w.e.f 06-2-2012) and twice in 2013 [with retrospective effect from 04-02-2013 and 19-02-2013]. These amendments, inter alia, related to fixation of tenure of Board of Directors elected on or after 18-01-2011 to 5 years, revisions in Section 35 relating to Administrator, inclusion of Primary Agricultural Marketing Society Ltd. in the definition of Central Society, reservation of seats for Women and SC / ST on the Board, increase in strength of *BOD* from 15 to 21 and Audit of Co-operatives.

Setting up of Co-operative Election Commission : The State Government in accordance with the provision laid down under Section 96 of the W.B.C.S. Act, 2006 & the Rules there under, has constituted a Commission, namely the Co-operative Election Commission, West Bengal with a view to constitute the democratic management in all the co-operative societies through election. The Election Commission has started its functioning on and from 16-04-2012.

The Commission has completed election in 4837 number of societies during the period from 16-04-2012 to 31-03-2016 and 1121 number of societies during the current year up to 30-11-2016. The performances of the co-operatives operated in the State are shown below.

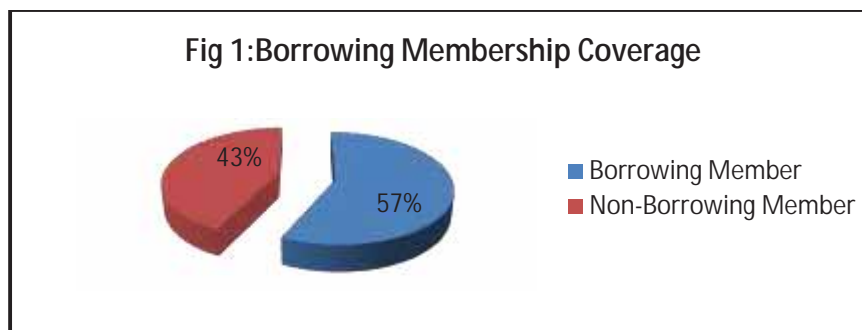
Table No.11.1
Performances of the Co-operative Societies

	Type of Societies	2011-12	2012-13	2013-14	2014-15	2015-16
I.	No. of Societies	25515	25607	26564	27292	27310
(a)	Credit Societies	12389	12392	13030	13241	13030
(b)	Total Non-Credit Societies	13126	13215	13534	14051	14280
II.	Number of Members	6777152	6965159	7070866	7600159	7749152
(a)	Credit Societies	6097816	6201548	6230894	6897919	7008385
(b)	Total Non-Credit Societies	679336	763611	839972	702240	740767
III.	Working Capital (Rs. in lakh)	2663636	2433302	2526270	3502214	4018610
(a)	Credit Societies	2552817	2396616	2491695	3465335	3986231
(b)	Total Non-Credit Societies	110819	36686	34575	36879	32379
IV.	Loans & Advance (Rs. in lakh)	1500586	1598917	1679748	1896396	1957265
(a)	Credit Societies	1500586	1598917	1679748	1896396	1957265
(b)	Total Non-Credit Societies	0	0	0	0	0

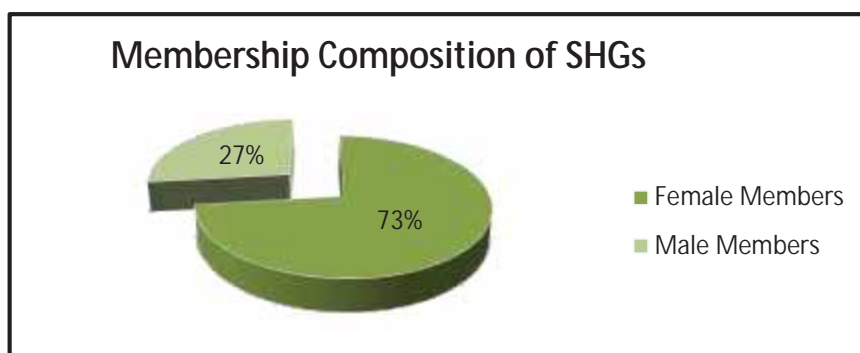
Source : Department of Co-operation

11.4 Performances in some important sector

The Short Term Credit Structure (STCCS) : STCCS has a 3 tier system with 5909 Primary Agricultural Co-operative Credit Society (PACS) at the village level, 17 Central Co-operative Banks at the District level and the State Co-operative Bank at the State level. As on 31-03-2016 out of total 38,89,107 Members under STCCS, number of borrowing members stood at 22,18,283 registering 57.05 per cent coverage. Fig 1 shows the borrowing membership coverage.



Self-Help Groups (SHG) : SHGs have been playing an important role in the empowerment of women particularly in the weaker section of the society. The SHGs are bringing about the needed social and economic transformation by providing information to the women members about the various welfare programmes, especially targeted to women and children, and giving access to financial services leading true empowerment of women. As on 31-03-2016 a total of 1,90,468 Self-Help Groups have been organized under STCCS comprising 17,67,584 members of which 12,92,674 are female members. Figure 2 shows membership composition of SHGs.



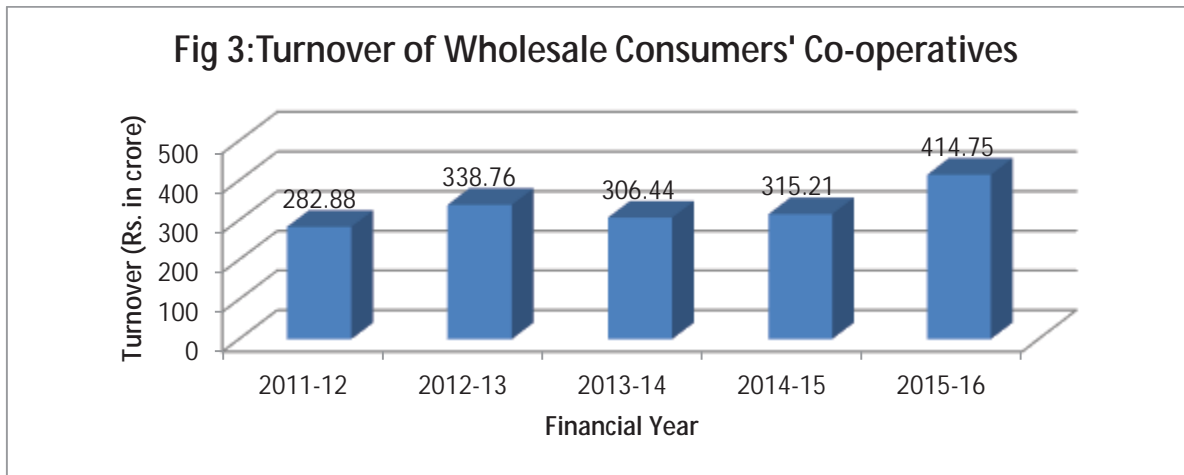
Storage & Procurement : In the 2-tier set-up of Marketing Co-operative Sector of the State there are 252 Primary Agricultural Co-operative Marketing Society (PAMS) at Block affiliated to BENFED at State level. Storage capacity of Godowns of the State stood at 7.64 lakh MT and the same of Cold Storage stood at 3.56 lakh MT as on 31-03-2016 under co-operative sector in the State.

During the year 2015-16, Fertilizer and other Agricultural inputs were distributed amounting to Rs. 450.18 crore by BENFED and 7.06 lakh MT of Paddy (valued at Rs. 982.09 crore) was procured under MSP directly from farmers by the BENFED and CONFED through different Primary Co-operative Societies. During the current KMS (Khariff Monsoon Season), 2016-17, BENFED & CONFED through grass-root level co-operatives have procured more than 11.20 lakh MT of Paddy (valued at Rs. 1580.00 crore) upto November, 2016 which is an all time record.

Long Term Co-operative Credit Sector (LTCCS): LTCCS term loans are disbursed through two tier structure for both farm and non-farm purposes. WBSCARD, the apex organization is disbursing credit through its 3 Branches and 24 Primary CARDBs.

The State Government has issued guarantee of Rs.1200.00 crore for availing full refinance by NABARD and at present the total loan outstanding in the LTCCS is Rs.1100.00 crore.

Consumers' Co-operative Sector: There exists a large network in the Consumers' Co-operative Sector with a 3-tier system for distribution of consumer articles in rural and urban areas through 2142 Primary Consumers Co-operatives at the bottom level, 30 Wholesale consumers Co-operatives at the Central level and CONFED at the State Level. Financial assistance to the tune of Rs. 2.42 crore has been provided to 71 Wholesale Consumers' Co-operatives for creation / renovation of infrastructure under RKVY over last few years. Turnover of Wholesale Consumers' Co-operatives is shown in Fig 3.



Urban Co-operative Credit Sector : The network of Urban Co-operative Credit Sector comprises of 41 Urban Co-operative Banks, 167 Primary Urban Co-operative Credit Societies, 67 Women Co-operative Credit Societies and 6907 Employees' Co-operative Credit Societies with the Urban Co-operative Federation at the apex level. As per recommendation of *T AFCUB* (Task Force for Co-operative Urban Banks), the State Government provides financial assistance for revival of weak Urban Co-operative Banks. Financial assistance is also provided to different urban and women credit Co-operatives to strengthen their capital base.

11.5 Government Support Schemes

Considering the importance of the Co-operative Sector in strengthening of rural economy, the State Government continues to patronize and support the Co-operative Societies by way of providing financial assistance. Budgetary Allocation vis-à-vis Sanction of financial assistance for the last five years is given in following Table.

Table No.11.2
Budget and Sanction of Financial Assistance in last Five Years

		<i>(Rs. in lakh)</i>
2011-12	Budget	9,673.45
	Sanction	6,084.94
2012-13	Budget	14,764.00
	Sanction	12,715.09
2013-14	Budget	16,425.20
	Sanction	7,237.68
2014-15	Budget	18,182.00
	Sanction	11,743.79
2015-16	Budget	39,724.00
	Sanction	29,546.80

Source : Department of Co-operation

During the year 2016-17, Budget Estimate under State Plan was Rs. 250.00 crore which has been augmented to Rs. 503.12 crore and an amount of Rs. 348.38 crore has been released till 31.12.2016.

11.6 Co-operative Banks : Performance, Growth, Revival Strategies

- I. The State Government has taken special initiative for strengthening of different types of weak Co-operative Banks and sanctioned Rs.39.16 crore for strengthening of the West Bengal State Cooperative Bank along with other Central Cooperative Banks during last 5 years.
- II. Financial assistance to the tune of Rs. 2.96 crore has also been sanctioned for revival of 3 weak Urban Cooperative Banks, namely Panihati Co-operative Bank Ltd., Bally Co-operative Bank Ltd. and Suri Friends Union Co-operative Bank Ltd. during the financial year 2014-15.
- III. As a part of the Revival Package for unlicensed Central Co-operative Banks, the State Government has released Rs. 111.58 crore including its share during the year 2014-15 and 2015-16. The Birbhum *DCCB* Ltd. has got Banking License from the RBI and started functioning.

11.7 Modernization / Mechanization Initiatives, Implementation of e-Governance

- I. Initiatives have been taken for modernization of Co-operative Cold Storages by installation of Conveyer Belt and changing of cooling system for better handling of potato during loading and un-loading and for reducing electricity consumption.
- II. 343 branches of the *WBSCB* and the *CCBs* have already been *CBS* enabled and 65 *ATMs* are in operation.
- III. The *WBSCB* and the *CCBs* are seriously contemplating upon issuance of 'Rupay' *KCC* (Plastic) Cards and accordingly the Crop Loan Rules are being modified to make it simpler with provisions for providing Cash Credit facility to the farmers even during post-harvest period.
- IV. An initiative has been taken by the State Government to computerize the operations of all the *PACS* in the State over a period of 3 years through a revised scheme of "Strengthening of *PACS*" and for the said purpose an amount of Rs.18.00 crore has been allocated in the Budget Estimate for the year 2016-17 against which Rs.14.90 crore has already been released. In the first phase, 1164 number of *PACS* have been identified for the purpose.
- V. Recently initiative has been taken by the Co-operation Department of the State to incorporate the services offered in terms of the *WBCS Act & Rules* into the *e-District* project under National e-Governance Plan through which 'Government to Citizen' services will be provided online through internet.

11.8 Major Initiatives

- I. *Paddy Seed Processing Unit* – 28 number of *PACS* are functioning as Paddy Seed Processing Units. Another 26 number of Paddy Seed Processing Unit are under construction which are likely to be completed during the current financial year.
- II. *Cold Storage* - 6 Cold Storages having capacity of 49000 MT involving Rs. 67.18 crore are under construction and they are likely to be completed by the next year.
- III. *Rice Mills* – Proposals for setting up of 5 Rice Mills are under process.
- IV. *Sunflower Oilseed Extraction* – Bikrampur *SKUS* Ltd. has already set up a sunflower oilseed extraction plant at Simlapal, Bankura in a miniature form. The society is dispensing crop loan to a large number of farmers to encourage cultivation of sunflower
- V. '*Sufala*' - A new initiative has been taken under the name & style of '*Sufala*'. This venture is meant to ensure that the farmers get remunerative price on their yields and also to make the produces available to the urban consumers at a reasonable price. Financial assistance has already been provided under *RKVY*. Under State Plan, assistance will be provided to more number of Co-operative societies for such activity. So far, 30 number of '*Sufala*' outlets have been opened by 16 Co-operative Societies across 5 Districts and 20 more outlets are expected to be opened. Target for opening 100 number of mobile '*Sufala*' outlets has been taken for the year 2017-18.

11.9 Trend of Development

Trend of development during last 5 years by the Department in some key areas is shown in Table.

Table No.11.3

Trend of Development in Some Key Areas from April, 2011 to November, 2016

Indicator		Performance during the Financial Year					
		2011-12	2012-13	2013-14	2014-15	2015-16	2016-17
1	New Member Enrolled	168002	71606	148121	90521	47405	25324
2	New Borrowing Member Given Loan	41125	28322	81542	89009	68784	25324
3	No. of New KCC Issued	98158	194731	88331	92070	58841	23261
4	Amount of Crop Loan disbursed (Rs. in crore)	1621.53	2001.57	2399.90	2717.52	3007.66	1629.91
5	No. of New SHG Formed	7576	8418	9822	13924	12101	9279
6	No. of New SHG Credit Linked	2279	11214	10089	14612	11665	6828
7	Amount of Loan Given to SHGs (Rs. in crore)	159.45	116.02	246.53	324.64	397.04	216.83
8	Fertilizer Sold (Rs. in crore)	606.67	562.26	395.34	529.82	409.45	120.65
9	Other Agril. Input Sold (Rs. in crore)	13.15	34.06	44.29	31.51	26.81	0.58
10	Paddy Procured (Rs. in crore)	157.16	380.12	376.71	413.96	982.09	301.83
11	Amount of State Plan Expenditure (Rs. in crore)	62.88	130.89	73.75	118.91	298.97	299.39

Source : Department of Co-operation

Self Help Group and Self Employment

11.10 Introduction

The Department of Self Help Group & Self Employment, Govt. of West Bengal, along with the institutions under its administrative control, is responsible to formulate, implement and co-ordinate all works pertaining to Self Help Groups and Self Employment Schemes of the Government for the unemployed youth of State. To inculcate the spirit of entrepreneurship into the psyche of the West Bengal through teaching, training and extending opportunities, Department of Self Help Group & Self Employment came up the Government subsidy oriented schemes namely Swami Vivekananda Swanirbhar Karmasansthan Prkalpa (SVSKP) and Interest Subsidy Scheme namely West Bengal Swanirbhar Sahayak Prkalpa (WBSSP) and has the vision to generate huge number of employment generation, manufacturing trade, service or any other sector including agro based industries, floriculture, horticulture, animal husbandry for the unemployed youth of the State in near future.

11.11 Background / Context

Context in which the Department is functioning

- Implementation of Swami Vivekananda Swanirbhar Karmasansthan Prkalpa(SVSKP) to generate self-employment to the unemployed youths.
- To provide Interest Subsidy for Self Help Groups through the scheme namely West Bengal Swanirbhar Sahayak Prkalpa (*WBSSP*) to reduce interest burden on loan obtained from Banks.
- To provide skill-upgradation training and vocational training in connection with functional improvement of Self Help Groups and Self Employment Schemes.
- Organising State level and district level Sabala Melas to open up avenues for marketing the products of self-employed and for publicising and creating awareness of the quality, prices, and usefulness of the products of SVSKP entrepreneurs. Participation in other fairs and exhibitions.
- To create and maintain Sustainable Livelihood of Self Help Group members so as to eradicate their poverty a project named 'Muktidhara' has been launched.
- Construction of training-cum-marketing complexes to facilitate training to Self Help Groups for the skill development and for the marketing of their products.
- Policy formulation and co-ordination of all works relating to Self Help Groups and Self Employment Schemes. Co-ordination of institutional finance in connection with Self Help Groups and Self Employment Schemes.

Executing Agencies (under the administrative control of this Department)

Society for Self Employment of Unemployed Youth, West Bengal. (SSEUY)

West Bengal Swarojgar Corporation Ltd. (WBSCCL)

Groups operated in different Sectors & their Performances

- I. SVSKP (Swami Vivekananda Swanirbhar Karmasansthan Prkalpa).
- II. WBSSP (The West Bengal Swanirbhar Sahayak Prkalpa).

III. SHG based activities in the State.

11.12 Government Support Schemes (with Context, Effect, Physical & Financial progress)

“Swami Vivekananda Swanirbhar Karmasansthan Prakalpa”(SVSKP) [formerly “Bangla Swanirbhar Karmasansthan Prakalpa” (BSKP)]:

The Department of Self Help Group and Self Employment is implementing SVSKP through Society for Self Employment of Unemployed Youth, West Bengal which is wholly owned by the Government. The objective of the scheme is to generate self employment in urban and rural areas of the state through promotion of tiny scale units of production, manufacturing, trade, service, agro-based industries etc. The scheme provides Government subsidy of 30% of project cost subject to a maximum of Rs.1.5 lakh in case of individuals and Rs.3.5 lakh in case of groups. The maximum project cost for individual application is Rs.10 lakh and for groups the project cost is Rs.25 lakh. The scheme is applicable to all unemployed youths within the age of 18 to 45 years which want to generate new income by setting up small scale units or revive or improve an existing unit and whose family income does not exceed Rs.15000/- per month. The scheme is monitored by District and Block Official and also by the P.I.C. set up for each Block and Municipality.

Table No.11.4
Physical and Financial Achievement

Year	No. of persons benefitted	Amount Released (Rs. in crore)	Total amount of subsidy distributed (Rs. in crore)
2012-13	23456	131.25	103.41
2013-14	25658	162.00	146.64
2014-15	26431	179.84	157.83
2015-16	32580	235.00	236.23
2016-17*	16956	195.00	132.00

*Data upto November, 2016. Source : Department of Self Help Group & Self Employment

Interest Subsidy scheme (WBSSP)

The State Government in the Department of Self Help Group & Self Employment has announced the Interest Subsidy Scheme known as ‘The West Bengal Swanirbhar Sahayak Prakalpa’ with effect from 01-04-2009. It provides interest subsidy to the SHGs on their bank loans. SHGs have to bear 2% interest on bank loans and the rest interest not exceeding 9% charged by banks in subsidized by the State Govt.

Table No.11.5
Financial Achievement

Year	Year-wise Budget Provision under Major Head of Account: 2435-01-101-008 (Rs. in crore)	Amount of Subsidy (Rs. in crore)	No. of SHG benefitted
2013-14	18.00	21.72	166385
2014-15	30.00	30.42	205841
2015-16	35.00	28.66	181232
2016-17*	60.00	44.80	267805

*Data upto November, 2016. Source : Department of Self Help Group & Self Employment

Muktidhara

With a view to creating and maintaining sustainable livelihood to SHG members, a new project in the name and style of Muktidhara on pilot basis was launched for Purulia district on 7th March, 2013 under the administrative control and patronage of SHG & SE Department with the assistance of NABARD involving a project cost of Rs.693.35 lakh where department's share is Rs.394.80 lakh. Subsequently this project was introduced in Pashcim Medinipur district involving a project cost of Rs.372.95 lakh where department's share Rs. 239.20 lakh was released during the financial year 2013-14. In the financial year 2015-16, Rs.8.86 crore has been released for implementing Muktidhara in new 7 districts of West Bengal.

611 nos. of SHGs have got bank loans of Rs.619.72 lakh from Banks. Total nos. of family benefitted is 4916.

Skill Development

Training Programmes for Self Help Groups

The Department has organized several training programme for Self Help Groups and unemployed youths on different trades in 19 Districts of the State. Different Training Programmes for SHGs have been organised in those districts for up gradation of their skill and quality of their products.

Table No.11.6
Physical and Financial Achievement

Year	Sanctioned Amount (Rs. in crore)	No. of persons trained
2012-13	2.80	10,500
2013-14	5.40	21,500
2014-15	8.45	40,327
2015-16	15.05	29432
2016-17(up to Nov.)	3.75	10,000

Source: Department of Self Help Group & Self Employment

Resource Mobilization, Revival Strategies, Marketing & Processing Construction of Training-cum-Marketing Complex (Karmatirtha)

This Department is constructing Training-cum-Market Complexes for SHGs through RIDF and under State Plan.

Table No.11.7
Physical and Financial Achievement

Year	Sanctioned Amount (Rs. in crore)	No. of Training-cum-Marketing Complex
2011-12	1.76	} Construction completed -- 15 Under Construction-- 27
2012-13	2.73	
2013-14	0.16	
2014-15	2.38	
2015-16	12.83	
2016-17*	5.32	

*Data upto November, 2016. *Source : Department of Self Help Group & Self Employment*

Exhibition-cum-Sale of the products of Self Help Groups & Unemployed Youth

The Department has been organizing Exhibition-cum-Sale of products of Self Help Groups in the name and style of 'Sabala Mela' since inception in 19 districts of the State as well as State Level Sabala Mela in Kolkata. To provide marketing support to Self Help Groups in the far flung areas of the districts by giving them an opportunity to market their products, SHGs participate in various exhibitions i.e., IITF, Bishnupur Mela, with the assistance of this Department.

Table No.11.8
Financial Achievement

District Sabala Mela		State Sabala Mela		India International Trade Fair	
Year	Amount Released (Rs. in crore)	Year	Amount (Rs. in crore)	Year	Amount (Rs. in crore)
2012-13	0.90	2012-13	2.28	2012-13	0.15
2013-14	1.08	2013-14	2.20	2013-14	0.15
2014-15	1.44	2014-15	2.91	2014-15	0.10
2015-16	1.29	2015-16	1.26	2015-16	----
2016-17*	2.30	2016-17*	6.18	2016-17*	0.10

*Data upto November, 2016. Source : Department of Self Help Group & Self Employment.

The products sold in the Mela consists of Jute Products, Horticulture, Food Products, Sarees, Handloom Products, Terracotta, Hand Embroidery, Spices, Handicrafts, Garments, Mat, Nursery Items, Readymade Garments. Toys etc. Like previous years, Sabala Melas will be held this year in almost all districts.

11.13 e-Governance

The Department has come up with *IFMS* (Integrated Financial Management System) comprising e-bantan, e-billing, e-pradan for releasing the fund (State Plan & Non-Plan) to the District authorities, WBSCL, SSEUY for implementing the schemes successfully of the Department. HRMS (Human Resource Management System) has also been implemented for the salary of the employee of the Secretariat & Directorate of Department.

11.14 Other activities

Personal Accident Insurance Scheme for SHGs

The State Govt. has undertaken an initiative -- "Samajsathi" a Personal Accident Insurance Scheme for SHG members of the State. The task in this regard has been entrusted to the SHG & SE Department as the Nodal Department and WBSCL as the Implementing Agency. The Department entrusted two Insurance companies namely National Insurance Company Ltd. & Cholamondalam MS General Insurance Company Ltd. to provide accidental insurance benefit to the SHG members.

- I. Target Group – SHG Members
- II. Age limit – 18-60 years
 - I. Rs.2 lakh for accidental death & permanent total disablement.
 - II. Rs.1.5 lakh (maximum) for partial permanent disablement.
 - III. Rs.60,000/- (maximum) for hospitalization for accidental medical treatment.

The Finance Department, Govt. of West Bengal has made a budgetary provision of Rs. 92 crore to the Department of SHG & SE for implementation of the said scheme to cater to 50 lakh SHG members of the State.



Chapter 12

Rural Development

Panchayat and Rural Development

North Bengal Development

Paschimanchal Unnayan Affairs

Sundarban Affairs

Panchayat and Rural Development

12.1 Introduction

Panchayats & Rural Development Department is entrusted with the responsibility of framing policies for efficient management and strengthening of the three-tier Panchayat system in the State through which most of the rural development schemes including the major poverty alleviation programmes in the rural areas of the State are implemented. Panchayats having been self-governing institutions with specific roles and responsibilities following the principles of subsidiarity, the Department's role is mostly restricted to that of a coordinator and guide. Since all the rural development programmes are implemented through the Panchayats, the Department administers all those programmes. Here, the role is more pronounced and be it a central sector/ centrally assisted programme or a programme funded out of the State budget provision, the Department is at the center-stage of programme implementation, monitoring and facilitation.

Major schemes implemented and programmes monitored by the Department can be grouped in some broad categories as follows:-

- I. Wage employment schemes like Mahatma Gandhi National Rural Employment Guarantee Scheme (MGNREGA) which is aimed at promotion of wage employment for people living below poverty lines.
- II. Social Sector Schemes like Swachh Bharat Mission (Gramin) / Mission Nirmal Bangla aimed at sanitation and protection of rural population from health hazards.
- III. Schemes for infrastructure development and natural resource management like Pradhan Mantri Gram Sadak Yojana (PMGSY), Rural Infrastructure Development Fund (RIDF) for ensuring proper infrastructure in the rural areas and sustainable development of natural resources.
- IV. Social Security schemes like Indira Awas Yojana (IAY), National Social Assistance Programme (NSAP) aiming at providing social security and safety nets to the socially excluded and to the people living below poverty lines.
- V. Other programmes like National Rural Livelihood Mission (Anandadhara), Institutional Strengthening of the Gram Panchayats Project (ISGPP), West Bengal Comprehensive Area Development Corporation (WBCADC), etc aimed at capacity building, institutional strengthening of the panchayat system and smooth delivery of services are undertaken under the aforementioned schemes.

Brief report on performance of the State in respect of the major programmes administered by the Department may be presented in the foregoing sections.

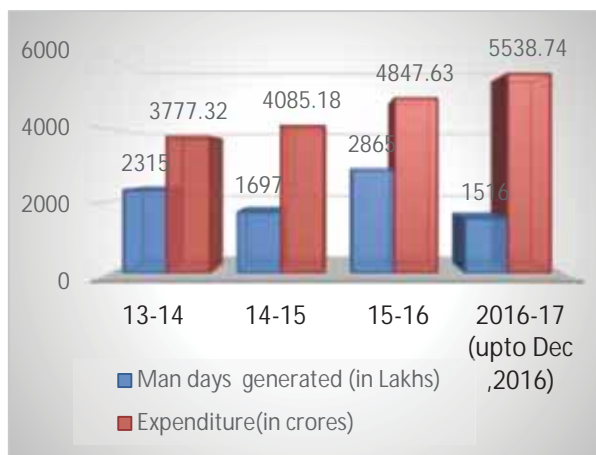
12.2 Mahatma Gandhi National Rural Employment Guarantee Scheme (MGNREGA)

- I. In 2016-17, till December 2016, West Bengal could generate 15.16 crore persondays against the projected figure of 11.42 crore (132.77 percent), highest percentage achievement in terms of approved labour budget among the major *MGNREGA* implementing States.

- II. In 2016-17 (up to December,2016), the State's expenditure in *MGNREGA* was as high as Rs.5538.74 crore, again highest in the country

Man days generated and Expenditure incurred under MGNREGA over the years

Year	Man days generated (in lakh)	Expenditure (in crore)
2013-14	2315	3777.32
2014-15	1697	4085.18
2015-16	2865	4847.63
2016-17 (up to Dec, 2016)	1516	5538.74



- III. 3.13 lakh works have been completed in the State in 2016-17 (till 31 December 2016).
- IV. West Bengal is going full steam in achieving convergence of Mahatma Gandhi NREGA with the programmes of several development departments and programmes.
- V. Diversification of activities under Mahatma Gandhi NREGA has been a major focus in the current year. Accordingly, there have been innovative works taken up in every district Vetiver Plantation along the river course in Nadia, Bardhaman and other districts, construction of Anganwadi Centres in convergence with the Child Development Department in all the districts, production of building materials in the form of Fly Ash Bricks, Mangrove plantation in the Sunderban areas, Fish Drying Yards in the coastal areas of Purba Medinipur and South 24 Parganas districts, massive activities in orchard development in the Western part of the State, Spring shed development activities in the hills, construction of animal shelters, development of Eco-Tourism parks etc. are some of the innovative activities where there has been considerable investment out of MGNREGA.
- VI. Irregular release of central fund and huge pending liabilities have considerably slowed down progress of work and there is substantial delay in reaching wages to the job seekers.
- VII. Although the State has come to the fold of the National Electronic Fund Management System (NEFMS), unpaid pending liability of close to Rs.1700.00 crore in the EFMS account has posed serious challenges in implementation of the programme.
- VIII. Demonetization had its toll on Mahatma Gandhi NREGA as the job seekers are finding it difficult to withdraw money from their accounts, despite wages having been credited into such accounts.

12.3 Pradhan Mantri Gram Sadak Yojana (PMGSY)

- I. In 2016 calendar year, 404 roads have been constructed with a road length of 2559.98 km.
- II. During the calendar year, 1332 new habitations have been connected under PMGSY.
- III. Under Batch-I and Batch-II, DPRs in respect of 143 roads with road lengths of 1204.13 km and 950 roads covering 4745.99 km have been prepared and submitted to the NRRDA for sanction respectively.
- IV. Sanction for the first batch has been accorded by the NRRDA comprising of 1204.13 km, tender formalities for construction of the first batch have been initiated by the Department; while sanction in respect of the second batch is pending.
- V. In the current financial year (up to Dec, 16), out of the financial provision of Rs.1354.39 crore (OB-Rs.824.66 crore, Central Share-Rs.281.87 crore, State Share-Rs.247.86 crore), Rs.495.85 crore (63.39%) has already been spent for execution of projects under PMGSY. In the 2nd tranche of central share, Rs. 404.2 crore has already been sanctioned.

12.4 Indira Awas Yojana (IAY)

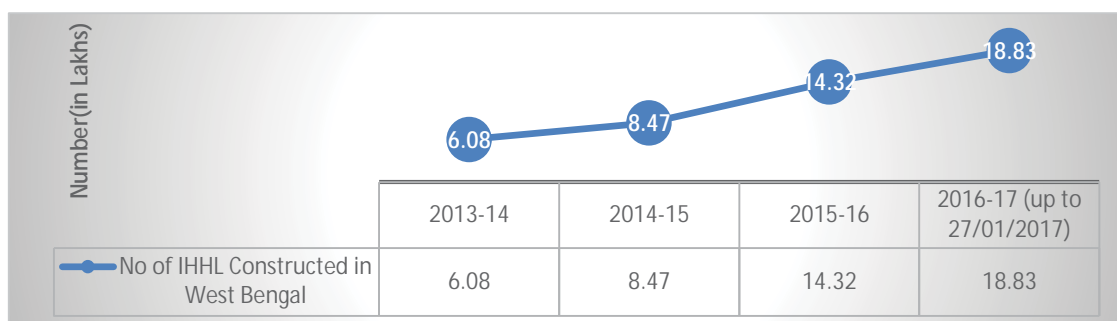
- I. In 2015-16 financial year, under Indira Awaas Yojana, West Bengal could accord sanction to 42,36,00 houses, which was 136 percent of its annual target of 30,98,55 houses.
- II. The Department could obtain a total amount of Rs.30,88,28.56 lakh, out of which Rs.30,50,55.05 lakh could be incurred as expenditure.
- III. In terms of completion of houses, out of the sanctioned houses of 4.24 lakh, 3.09 lakh houses have already been completed.
- IV. In 2016-17, West Bengal could successfully integrate Socio Economic Caste Census data in selection of beneficiaries for the Prime Minister's Awaas Yojana (PMAY), the rechristened IAY.
- V. The annual target of 3.22 lakh houses has been distributed among the districts and sanctioning as well as release of the first installment has commenced.

12.5 Swachh Bharat Mission (Gramin) / Mission Nirmal Bangla

- I. West Bengal's Mission Nirmal Bangla brings in a lot of innovations within the overall framework of the Swachh Bharat Mission (Gramin). Hallmark of the programme is the flexibility given to the districts in implementing the programme in a mode most suitable to the local conditions. Although working through the agency of Rural Sanitary Marts (RSM) as the point of delivery of toilets has been chosen by most of the districts, the flexibility given by the state government opens up room for experimenting with different other modes like the people building their own toilets after a series of mass triggering activities through Community Led Total Sanitation (CLTS) method, paying incentive directly to the households after they construct their own toilets etc.
- II. West Bengal has also brought in a unique innovation in making provision of an element of community incentive for every household toilet constructed after launching of the Swachh Bharat Mission- an amount of Rs.2000.00 out of the total kitty of Rs. 12000.00 is kept reserved as

- community incentive. In the areas following CLTS approach, the amount of community incentive is substantially higher, ranging from Rs.5000.00 to Rs.7000.00 per toilet constructed
- III. Nadia had the distinction of being the first district of the country to achieve Open Defecation Free (ODF) status after the launch of the Swachh Bharat Mission on 2nd October, 2014.
 - IV. By constructing more than 3.5 lakh toilets and achieving ODF status in a record time of 18 months since it took up a concerted approach, Nadia won national and international awards for its pioneering activities in sanitation.
 - V. In 2016-17, after Nadia, three districts viz, Hooghly, North 24 Parganas and Purba Medinipur have achieved ODF status. Three more districts, namely Bardhaman, South 24 Parganas and Coochbehar are virtually ODF, final declaration awaiting completion of an elaborate process of verification by an independent third party agency selected by the State Mission.
 - VI. South 24 Parganas district constructed 5.03 lakh household toilets after launch of the Swachh Bharat Mission, highest by a district in the country.
 - VII. By providing access to 130.29 lakh households, West Bengal could as yet reach out to 85.90 percent of its households.
 - VIII. In 2016-17 financial year, within the first three quarters, the State could surpass its annual target of 16.09 lakh IHHL and could construct 18.83 Lakh IHHL till 27.01.2017 and make toilet accessible to 17.50 lakh households, recording substantial increase over its previous best figures (14.32 lakh in 2015-16).

No of IHHL constructed in West Bengal (In Lakhs)



- IX. West Bengal reported 17,001 villages as 'declared ODF', covering 1422 GPs till 27.01.2017 again highest in the country.
- X. State ODF declaration/ verification/ certification guidelines and protocol developed.

- XI. State specific IEC templates developed and shared with the districts, Audio Visual Materials on IHHL technology & TVCs on sanitation developed and put to use during special campaign periods.
- XII. In the current financial year, Rs. 77,789.12 lakh has been received as Central Share from Government of India under SBM (G) and Rs. 51,859.41 lakh was received as State Share (up to 05.01.2017)
- XIII. In 2016-17, utilization of fund for executing various projects under SBM (G) has been highly satisfactory. Up to 05.01.2017, Rs.60454.16 lakh constituting 77.72% has been spent out of the central share and Rs. 38665.82 lakh i.e around 74.56% has been utilized from the State Share.

12.6 National Rural Livelihood Mission (Anandadhara)

- I. West Bengal State Rural Livelihoods Mission (Anandadhara) continued to work for women's empowerment through the Self Help Groups.
- II. During 2015-16, 26,747 SHGs were formed in the State and 12,498 SHGs were brought into NRLM fold bringing the total number of women SHGs in the State to 3,77,078. In 2016-17 till 31st December 2016, 52,150 SHGs were either formed or brought into NRLM fold making the total number of women SHGs in the State at 4,29,228. Further, the number of Gram Panchayat level SHG Federations called Sanghas was increased to 3115 in 2015-16, from 2852 in 2014-15. In 2016-17, till 31st December 2016, number of Sanghas increased to 3179.

Growth in the Number of GP Level SHG Federations (Sanghas)

Year	Number of Sangha
2014-15	2852
2015-16	3115
2016-17(Up to Dec,16)	3179

- III. The year 2015-16 had been one of all-round capacity building. During the year, 7553 Community Service Providers (CSP) in three thematic areas viz. Institution Building, Fund Management and Bank Linkage were trained in batches. A total of 7553 such personnel were trained. Trainings were organized for 2500 *Prani Mitraa* – the community cadre in the field of animal resources in collaboration with Animal Resource Development Department. The intervention continued during the year 2016-17 bringing the number of trained *Prani Mitraas* to 5977 in the State. 882 SHG members (women) and / or their female wards, working as Community Auditors were trained with technical support of Institute of Cost Accountants of India. Till 31st March, 2016, 616 District Level Trainers (DLTs) were identified and trained by the Mission on Institution Building and other organization issues. General SHG members, Upa-Sangha Office Bearers, and Sangha Office Bearers also got trained on various issues related to institution building, book keeping and Micro Investment Plan preparation. During 2016-17, till 31st December, 2016, 108 State Level Master Trainers, 627 District Level Master Trainers and 2100 Block Level Trainers were identified and capacitated on various themes.

- IV. Till 31st December 2016, Revolving Fund to the tune of Rs.160.81 crore was given to 1,38,627 SHGs.
- V. Programme support in terms of capitalization through Community Investment Fund to on-lend to the member SHGs, for augmenting their livelihood opportunities, was given to 1399 Sanghas in the State to the tune of Rs. 74.63 crore. In 2016-17, till 31st December, 2016, 277 Sanghas were financed with CIF amounting to Rs.11.79 crore.
- VI. So far as financial inclusion of the SHGs are concerned, 1,93,819 SHGs were linked to bank-credit in the State during 2015-16 amounting to Rs.2012.00 crore. The amount almost doubled as compared to 2014-15 (96% growth). Average credit per SHG achieved is Rs.1,13,612.00. In 2016-17, till 31st December 2016, 13,67,01 SHGs got bank credit to the tune of Rs.1888.11 crore. Further, institutional support for ensuring repayment of loans through Community Based Repayment Mechanism committees at bank branch level was also established in most of the rural bank branches of the State. The efforts of the CSP (Bank Linkage) further helped improve the position of the State.
- VII. Special Livelihood Projects like Mahila Kisan Sashaktikaran Pariyojana (MKSP) continued in agriculture reaching 58,000 women farmers. In Non-Timber Forest Produce, another MKSP project in Tassar cultivation reached 2000 households. Other livelihoods interventions included programmes like Community Managed Sustainable Agriculture, SRI paddy cultivation and various other activities related to animal husbandry. Our artisan SHG members also participated in various fairs organised through the State and country for selling their wares and products.
- VIII. WBSRLM continued its advocacy programme for converging resources of other government schemes for the benefit of SHG members. These included MGNREGS, Mission Nirmal Bangla (Swacch Bharat Mission, Gramin), ICDS, Mid-Day Meal Programme and Sarva Siksha Abhiyan, National Food Security Mission. Apart from these, SHGs in various districts supplied diet for in-patients in the hospitals, provided support in IPPE-II (Integrated Participatory Planning Exercise) throughout the State.

12.7 National Social Assistance Programme (NSAP)

Major schemes running under NSAP are i) Indira Gandhi National Old Age Pension Scheme (IGNOAPS) ii) Indira Gandhi National Widow Pension Scheme (IGNWPS) iii) Indira Gandhi National Disability Pension Scheme (IGNDPS) and iv) National Family Benefit Scheme (NFBS)

Indira Gandhi National Old Age Pension Scheme (IGNOAPS)

Under the scheme, a monthly pension of Rs 400 in the age group of 60-79 years and @ Rs 1000 for old aged people above 80 years is provided to BPL families. Total beneficiaries in the scheme was 12,38,285 in 2014-15 which jumped to 15,57,510 in 2015-16 and in 2016-17 (till November, 2016) a total of 1445702 beneficiaries have been covered. Total amount disbursed on account of this pension in the current year (up to Nov,16) was Rs. 59009.80 Lakh against a total disbursement of Rs 94836.13 Lakh during 2015-16.

Indira Gandhi National Widow Pension Scheme (IGNWPS)

Under the noted scheme, BPL widows of 40 years and above receive a monthly pension of Rs 600. A total of 58,42,61 and 82,72,35 no of beneficiaries were covered in 2014-15 and 2015-16 respectively under the scheme. In the current year (up to Nov, 2016), a total of 826084 beneficiaries have already been covered. An amount of Rs 38159.74 Lakhs was disbursed to the beneficiaries in the current year (up to Nov, 16) against a total disbursement of Rs 59560.92 Lakhs during 2015-16.

Indira Gandhi National Disability Pension Scheme (IGNDPS)

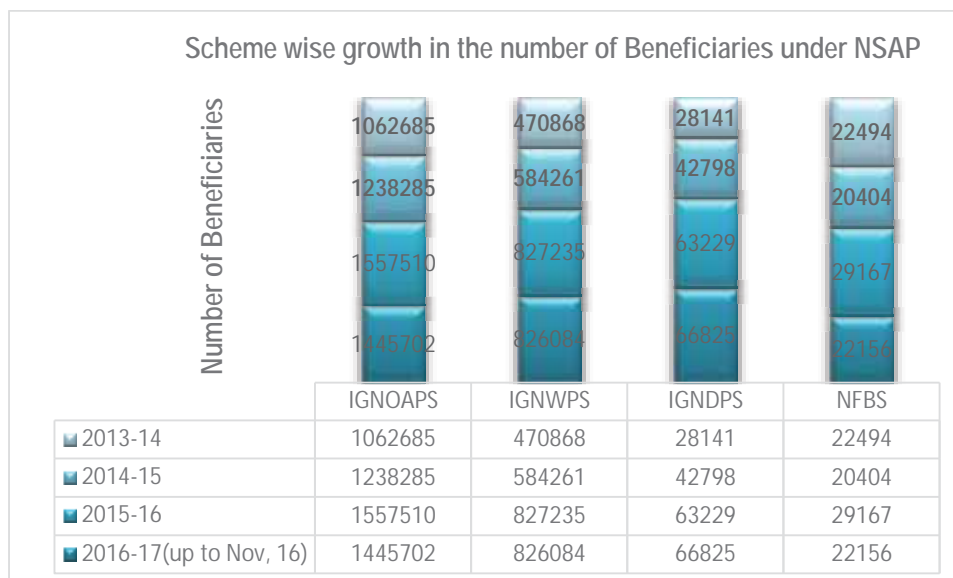
IGNDPS is another important beneficiary scheme under NSAP where disabled BPL people of 18 years and above receive a monthly pension of Rs 600. Total no of beneficiaries under the scheme were 42,798 and 63,229 respectively in 2014-15 and 2015-16. This number rose to 66825 in 2016-17 (up to Nov, 16). For disbursement of pension under IGNDPS, an amount of Rs 3523.46 lakh was spent in the current year (up to Nov, 16) whereas the expenditure on the same head was Rs 4552.49 lakh during 2015-16.

Total beneficiaries under NSAP now being assisted is 23,38,611 in the combined categories of pension with a total expenditure of Rs 100693 Lakh in the current financial year (up to November, 16).

National Family Benefit Scheme (NFBS)

Under National Benefit Scheme (NFBS), one-time financial benefit of Rs 40000 is provided to a BPL family when the primary bread earner of the family expires. Benefit under NFBS has been disbursed to 22156 families during 2016-17 (till Nov, 2016). In the current financial year, State cap to such scheme has been fixed by the Ministry of Rural Development, Government of India, at Rs. 21.31 lakh in pension and the central assistance (ACA) is given on that quota only. Up to November 2016, Rs. 1093.13 crore has been incurred as expenditure with equal share between the State and the Central Government. Under the noted head, an amount of Rs 8862.33 lakh was spent in the current financial year (up to November, 16) against a total expenditure of Rs 12149.54 lakh during 2015-16.

Approximately 98.4 per cent of the pensioners are being disbursed through institutional accounts (79.5 per cent in bank and 18.9 per cent in post offices)



In the current financial year as well, the State Government would have to provide for the State Share from the State Budget additional amount (i.e. over and above the matching share of Government of India) even if the full central allocation is released by the Ministry. State Government may be required to allocate a sum to the tune of approximately Rs.1599.75 crore in 2016-17 with Central allocation of Rs.655.24 crore out of which Rs.366.94 crore has been released. It may be pertinent to mention that the central allocation during 2016-17 has been reduced by approximately 10% (Rs.733.01 crore being for 2015-16).

If the SECC (Socio-Economic Caste Census) data is applied, as per recorded figure, the number of NSAP pensioner-beneficiaries may go up substantially over what is existing at present (25.09 lakh). As such, number of persons with at least 2 deprivation criteria is approximately 29.51 lakh, and if the disability condition is revised to 40 per cent from existing 80 per cent, the figure may increase further.

434 claims under AABY (Aam Admi Bima Yojana) have been settled by LIC, the total claim amount being Rs.1.68 crore.

12.8 Paschim Banga Rajya Sishu Siksha Mission (PBRSSM)

- I. Special Evaluation Programme -2016 for the learners of Classes-I & II of SSKs and learners of Class-V for MSKs of all Bengali Medium SSKs and MSKs and English Medium SSKs and MSKs of GTA, Darjeeling has been completed.
- II. A good number of MSKs participated in the National Children Science Congress Programme, 2016. After completion of the District Level competition, four projects were selected for participation in National Children Science Congress held at Maharashtra. At the National Level competition, two projects of Bhirkasole MSK, Barjora Block of Bankura District have been selected in top thirty projects in the said event.
- III. Published two guidelines on training methodology in respect of MSKs (English and History) and a separate one for numerous Talent Competitions on the eve of Teacher's Day. A separate

initiative has been taken up for preparation of subject-wise training guidebooks (except English and History) to be used for the Samprasaraks on New Textbooks within January 2017.

- IV. Initiative taken for providing electricity connection to all the SSKs and MSKs within March 2017. At present 3474 SSKs and 995 MSKs have electricity connection.

12.9 West Bengal Comprehensive Area Development Corporation (WBCADC)

- I. Since 2015-16, the funding pattern of RKVY has been changed from 100% Central assistance to 60:40 share of Central: State ratio.
- II. Beneficiaries are bearing 25-50 per cent of the project cost while the rest is being funded from the programme as subsidy.
- III. Main activities of the project include Seed Multiplication, Poly-house management, Mushroom production unit, Goat / Poultry/ Pig breeding units, Integrated Farming, Comprehensive Development of Kumari Kanan Farm at Purulia, specific area development of SC/ST populated villages of the State and skill development training.
- IV. In 2016-17, target of different projects has been set at around 450 units which is to be implemented by selected SHGs along with 2000 MT seed production by farmers and development of 10 SC/ST populated villages. Out of the said target, work pertaining to 272 units has been completed up to 31.12.2016 and rest of the work is under progress.
- V. Financial target of 2016-17 has been fixed at Rs.12.46 crore, out of which Rs.6.09 crore has been incurred up to 31.12.2016.

12.10 Rural Infrastructure Development Fund (RIDF)

- I. Under the programme, projects for construction / upgradation of Roads and Bridges, Drainages, Anganwadi Centres, Shishu Shiksha Kendra / Madhyamik Shiksha Kendra, Rural Hats / Markets etc. are taken up for implementation under a particular Tranche every year. Projects under RIDF are executed with loan assistance from NABARD (ranging from 80-95 per cent) depending upon the nature of projects i.e. in the field of Rural connectivity, Social sector and Agriculture & related sectors. The balance amount of project cost is financed out of State Budget. Agriculture Department is the Nodal Department in respect of implementation of RKVY.
- II. During the period 2016-17, projects under XV to XXI Trenches are under satisfactory progress.
- III. In the current financial year, 31 projects were sanctioned under RIDF XXII involving an amount of Rs.110.55 crore till date. All the projects are road projects with total length of 152.35 km.
- IV. In the current financial year, out of the 561 Projects sanctioned under RIDF XV to XXI till 31.12.2016, projects under XVII to XXI are at different stages of implementation; while projects under RIDF XV(109 projects) and XVI(114 projects) have almost been completed.
- V. An amount of Rs.120.52 crore has so far been utilized for implementation of the ongoing project works during 2016-17 till date against Budget provision of Rs.139.16 crore under the programme.

12.11 Institutional Strengthening of the Gram Panchayats Project (ISGPP)

Institutional Strengthening of Gram Panchayats (ISGP) Project phase-1 under the Department which started its journey from 3 September 2010 with the goal of covering a universe of 1000 GPs in 9 Districts has been completed successfully on 30 June 2016. This Project was implemented with the objective of Institutional Strengthening of GPs thereby enabling the GPs to cater improved service delivery to the citizens and was implemented with a credit support of USD 200 million from the World Bank and USD 35 million counterpart financing from the State fund. The World Bank has rated this Project as “Highly Satisfactory” which is almost unprecedented in the Bank’s record.

Banking on the success of the ISGPP phase-1, the Government through this Department has decided to scale up this Project for all GPs in the State from July, 2016 onwards with support from the World Bank. Appraisal Mission for ISGPP phase-2 is complete and tripartite negotiation meeting is likely to be held soon. In the ISGPP phase-2, following core initiatives are going to be adopted:

- I. Scaling up Performance Linked Grants Transfer (APA) Model to all Gram Panchayats (GPs) across 10% CFC grant, 100% SFC grant and 100% Project grant.
- II. Scaling up fiduciary (procurement and accounting) management and integrated planning systems in the Gram Panchayats.
- III. Strengthening capacity of GPs in the State through mentoring and formal training support.
- IV. Strengthening PRIs performance, monitoring system and citizens’ participation through Web-Based Monitoring System and GIS.
- V. Scaling up Environment Management in Planning and Project Execution.
- VI. Scaling up Vulnerable Group Development Index in Planning and Project Execution.
- VII. Launching of Grievance Redress Management System (Called Panchayat Protikar) for citizens.

The ISGPP phase-2 will cover all GPs (3342) in 19 Districts in the State and will provide specialized support predominantly with combination of a) capacity building support through on-spot mentoring facility and need-based formal training to GPs, b) providing performance based grants for improved service delivery, c) developing a strong monitoring system through bringing in latest technology usage (viz., GIS, integrated planning and implementation). The ISGPP phase-2 will be implemented during 2016-2021 with a credit support of USD 210 million from the World Bank and counterpart financing of USD 90 million from the State Government.

12.12 Provident Fund for Landless Agricultural Labourers (PROFLAL)

Landless agricultural labourers of age between 18 to 60 years having own land less than 50 decimals are eligible under this Scheme. The progress under the scheme in the current year as well as in the previous year is given in the following table.

Status of PROFLAL in 2015-16 and 2016-17

Year	Item	Information
2015-16	Total No. of registered beneficiaries	1304526
	Claims settled (Rs. in lakh)	3435.08
	No. of claims settled	172331
	Fund received (Rs. in lakh)	3885.96
	Fund spent (Rs. in lakh)	3885.96
2016-17 (upto Dec. 2016)	Total No. of registered beneficiaries	1329018
	Claims settled (Rs. in lakh)	4871.2
	No. of claims settled	199157
	Fund received (Rs. in lakh)	1549.8
	Fund spent (Rs. in lakh)	1549.8

North Bengal Development

12. 13 Introduction

A landmark decision of the present Government was to create an exclusive Department for the comprehensive development of the 7 (previously 6) northern districts of West Bengal. Accordingly, the North Bengal Development Department came into being on 08.07.2011. The second landmark decision was the creation and setting up of a Branch Secretariat at Dabgram-Fulbari, Jalpaiguri District, very near to Siliguri. This was a step to bring the administration closer to the people of North Bengal.

The North Bengal Development Department caters, approximately, to the needs of 22 per cent population residing in 24 per cent of the total area of West Bengal comprising of seven Districts, i.e. Cooch Behar, Alipurduar, Jalpaiguri, Darjeeling, Uttar Dinajpur, Dakshin Dinajpur and Malda. The thrust area for development works differs from district to district because of the diversities and disparities within the Districts of North Bengal. For example, Cooch Behar is one of the most riverine Districts of the region. Similarly, about 18 per cent of the area of Jalpaiguri and Darjeeling Districts is covered by forests and both districts are dotted with numerous Tea Gardens. The rapidly urbanising foothills of Darjeeling, encompassing the entire Siliguri Sub-Division and a part of Jalpaiguri District presents many challenges. The other 3 Districts, i.e., Uttar Dinajpur, Dakshin Dinajpur and Malda are largely agricultural and Malda is affected every year by riverine erosion. Due consideration has to be accorded to the diverse characteristics of all the Districts while preparing the annual action plan of the Department.

Consequent upon the formation of North Bengal Development Department, entire works of *Uttar Banga Unnayan Parshad* have been taken over by the Department. Out of 33 balance recommended schemes of *Uttar Banga Unnayan Parshad*, taken over by the Department, all the schemes have been completed.

Table No.12.1

Details of the Road Schemes completed / ongoing as on 31st December, 2016

District	Completed				On-going			
	Concrete		Black top		Concrete		Black top	
	No.	K.M.	No.	K.M.	No.	K.M.	No.	K.M.
Coochbehar	-	-	27	51.90	-	-	8	41.155
Jalpaiguri	-	-	78	181.71	1	0.15	15	60.84
Darjeeling	3	1.60	38	59.60	-	-	3	2.70
Uttar Dinajpur	16	7.20	15	41.15	2	7.10	16	87.76
Dakshin Dinajpur	15	13.40	18	69.82	2	7.50	14	57.60
Malda	9	13.47	41	94.23	-	-	1	7
Alipurduar	-	-	-	-	-	-	1	1.65
Total	43	35.67	217	498.41	5	14.75	58	258.71

Source : Department of North Bengal Development

12.14 Physical Achievements

As per administrative approval issued for 1354 projects (Cooch Behar 197, Alipurduar 73, Jalpaiguri 417, Darjeeling 312, Uttar Dinajpur 153, Dakshin Dinajpur 124 and Malda 78), as on 30th Nov '16, 933 projects have been completed (Cooch Behar 110, Alipurduar 29, Jalpaiguri 301, Darjeeling 243, Uttar Dinajpur 105, Dakshin Dinajpur 90 and Malda 55) and remaining 421 projects are ongoing.

Some of the important projects completed by the Department

- I. The Construction works of the Branch Secretariat Building (*Uttarkanya*) at Fulbari, Jalpaiguri have been completed by the Department in a record time of less than one year.
- II. Construction works of Multi Disciplinary Civil Defence Centre at Hathighisa, Naxalbari, Darjeeling.
- III. Construction of Indoor Stadium at Alipurduar (having 5000 seating capacity).
- IV. Construction of Bailey Bridge at Bijanbari, Darjeeling.
- V. Construction of Bridge (on pile foundation) at Kahalai (Channel) at Hemtabad, Uttar Dinajpur.
- VI. Installation works of Toy Train at Surya Sen Park, Siliguri, Darjeeling.
- VII. Construction of 3 new major road schemes in Uttar Dinajpur District viz., (i) from Churamohan to Lalganj, (ii) from Baitola to Joyhat and (iii) from Barodighat to Lalganj has been completed.
- VIII. Construction work of alternate road for Jalpaiguri from Siliguri via Eastern Bypass – Sahudangi – Ambari Falakata – Belacoba - Gosala- 3 no. Ghumti at Jalpaiguri.
- IX. Construction of *RCC* Bridge over river Sahu at Kholachand Fafri village, Salugara, Jalpaiguri
- X. Construction of major bridges at Hanskhali, Chopra, at Parharipur over river Sui under Uttar Dinajpur
- XI. About 40 per cent of the construction of Bhutni bridge (1.8 KM long) at Manikchak, Malda have been completed.
- XII. Construction works of 5 new Government Colleges at Dhupguri, Ghoksadanga, Nishiganj, Banarhat (Hindi) & Chopra have been completed.
- XIII. Construction works of 3 ITIs at Chopra, Kumarganj & Kushmandi have been completed.
- XIV. Extension works of Rajganj College (Jalpaiguri), Dewanhat College (Coochbehar), Baxirhat college (Coochbehar) & APC Roy College (Darjeeling) have been completed & works of Lilawati College at Falakata & Netaji Subhas Mahavidyalaya at Haldibari are at final stages of completion.
- XV. The constructions of the Panchanan Barma University (Phase-I) at Coochbehar is at final stage of completion.
- XVI. The construction work of Engineering College (Phase-I) at Coochbehar is at final stage of completion.

- XVII. Construction works of 2 Degree Colleges at Naxalbari (Hindi) & at Ghosepukur, Phansidewa under Siliguri Mahakuma Parishad taken by the Department are at final stages of completion.
- XVIII. Construction works of Polytechnic College at Sujapur, Malda has started.
- XIX. Construction of Polytechnic College at Mathabhanga, Coochbehar has started.
- XX. Construction of Practice Hall at Sports village at Jalpaiguri, a flagship project of the Department have been completed and handed over to Sports & Youth Affairs Department.
- XXI. *NBDD*, in collaboration with the Tourism & Forest Departments, has established one tourism hub at Lamahata, Darjeeling.
- XXII. The construction work of Natya Utkarsha Kendra at Balurghat is nearing completion.
- XXIII. Renovation works of Rabindra Bhawan, Raiganj have been completed.
- XXIV. The work of vertical extension along with construction of boundary wall of Jalpesh Guest House has been completed.
- XXV. Infrastructural Developmental work of the Ekramia Isale Saoab Mazahar Sharif (*Huzur Saheb*) at Haldibari, Coochbehar has been completed.
- XXVI. Renovation works of Dinbandhu Manch at Siliguri has been completed.
- XXVII. Renovation works of Rabindra Bhawan at Shaktigarh, Siliguri, is at final stage of completion.
- XXVIII. Improvement of Shantinagar Underground Drainage Scheme at Dabgram, one of the major schemes taken up by the Department at an estimated cost of Rs.17 crore has been completed.
- XXIX. Construction of Central Bus Terminus at Malda has been completed.
- XXX. Purchase of 1.18 acres of land for night landing facility of Bagdogra Airport has been done.

Major Projects being Implemented / taken up in 2016-17

Alipurduar

- I. Replacement of *LED* Street light luminaries at different streets of Alipurduar town.
- II. Upgradation of major rural roads and bridges in the District.
- III. Construction of new building for Alipurduar Mahila Mahavidyalaya at Alipurduar.
- IV. Construction of New Town Bazar at Ward No.II of Alipurduar Municipality.
- V. Construction of Electric Crematorium at Alipurduar.
- VI. Beautification of Parade Ground at Alipurduar.
- VII. Construction of Rabindra Bhavan at Alipurduar.

Coochbehar

- I. Upgradation of major rural roads and bridges in the District.
- II. Bank protection works in river Mansai.
- III. Vertical extension of Engineering College including SNP works and Construction of new building for Banerwar Sarathibala Mahavidyalay (College) at Banerwar.
- IV. Construction of marketing hub in the premises of Deocharaihat including construction of compound wall drain and area development under Tufanganj-I Block.
- V. Development of Ambari Picnic Spot under Tufanganj II.
- VI. Construction of Marketing Hub in the premises of Maruganj Hat including construction of compound wall and area drain under Tufanganj-I Block.
- VII. Renovation, Modernization and Electrification of Maharaja Nripendra Narayan Smriti Sadan Auditorium at Dinhat.
- VIII. Construction of Auditorium at Coochbehar.

Dakshin Dinajpur

- I. Upgradation of major rural roads in the District.
- II. Replacement of conventional light fittings on the existing electric poles to energy efficient *LED* street light at different places of Balurghat Town under Balurghat Municipality.
- III. Infrastructural Development of *Aranyak* under Balurghat Block.
- IV. Construction of Agriculture College at Majihan.

Darjeeling

- I. Office Complex of Hon'ble Chief Minister, West Bengal near Richmond Hill at Darjeeling.
- II. Upgradation and Renovation of Bengdubi Forest Bungalow Campus.
- III. Renovation of Rabindra Bhawan, Mungpoo.
- IV. Budhsing and Kilaram Water supply scheme under Khoribari and Naxalbari Blocks.
- V. Construction of *Paharia Bhawan* with boundary wall including SNP works & electrical works at Himachal Vihar, Matigara

Jalpaiguri

- I. Upgradation of major rural roads and bridges in the District.
- II. Construction of Gallery-1(Type A) at the Jalpaiguri Sports Complex.
- III. Renovation of Rabindra Manch.

- IV. Beautification and bank protection work on the both banks of river Karala near Jalpaiguri Sports Complex at Kotowali PS.
- V. Vertical extension of Parimal Smriti Mahavidyalaya, Malbazar, (up to 3rd floor) with SNP & electrical works.
- VI. Replacement of *LED* street light luminaries at different streets under Jalpaiguri Municipality.
- VII. Installation of 15 Solar Operated Sprinkler for minor irrigation using surface water from water bodies in Sadar, Maynaguri & Mal Blocks.
- VIII. Improvement of drainage capacity of Gadadhar Channel, Jalpaiguri at Mandalghat (Phase II from Channel 1800 m to 3300 m) RIDF XXI
- IX. Supply installation & commissioning of floating synchronised dancing water features on non metallic floats including the illumination of Shiv mandir at Rajbari Dighi.

Malda

- I. Upgradation of major rural roads and bridges in the District.
- II. Development of infrastructure of Malda Medical College and Hospital.
- III. Replacement of conventional light fittings on the existing electric street poles & high mast to energy efficient *LED* light & luminaires at different locations in Malda town under English Bazar Municipality.
- IV. Supply, Installation, Testing & Commissioning of solar mini mast & solar *LED* street lighting arrangement at different places from Susthani More (NH-34) to Mahadipur Border (International Transit Point) at Malda.

Uttar Dinajpur

- I. Upgradation of major rural roads and bridges in the District.
- II. Replacement of conventional light fittings on the existing electric street poles & high mast to energy efficient *LED* light & luminaires at different locations of Raiganj Municipality & Karnajhora.
- III. Construction of electric crematorium at Islampur.

Other Schemes

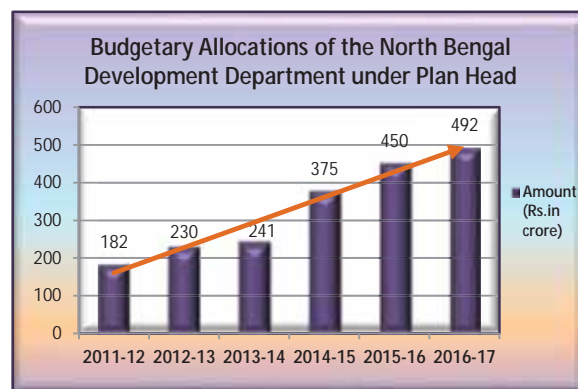
- I. Schemes for the upliftment of the Gorkhas and Tribals of Terai-Dooars Region as recommended by the Task Force for upliftment of Gorkhas of Terai-Doars Region and Task Force for upliftment of Tribals of Terai-Dooars Region including Dwelling Houses, Community Halls, Water Supply Schemes etc.
- II. Construction of 41 Model Fair Price Shops run by Self Help Groups in closed Tea Gardens spread over Darjeeling, Jalpaiguri and Alipurduar Districts (@ Rs 8,72,088/- per unit).

- III. Construction of 233 Anganwadi Centres under *RIDF XXII* in the Districts of Jalpaiguri, Malda, Alipurduar and Darjeeling.
- IV. Construction of Anganwadi Centres in convergence with *MGNREGS* in 6 Districts of North Bengal.
- V. Construction of 4178 number of Individual Household Toilets in the Forest Villages (*Bonochhaya*) of Darjeeling, Jalpaiguri and Alipurduar.

12.15 Financial Achievement

The Budgetary Allocations of the North Bengal Development Department under Plan Head during the preceding Financial Years and the current Financial Year are Rs. 182 crore (in 2011-12), Rs. 230 crore (in 2012-13), Rs. 241 crore (in 2013-14), Rs. 375 crore (in 2014-15), Rs. 450 crore (in 2015-16) and Rs. 492 crore (in 2016-17) respectively.

The State Plan outlay of North Bengal Development Department consists of (i) Other Special Area Programme (State Plan & under *WBCETF*), (ii) Special Component Plan for Scheduled Caste (State Plan & under *WBCETF*), (iii) Special Component Plan for Scheduled Tribe (State Plan & under *WBCETF*), (iv) Capital Outlay on other Special Area Programme (*RIDF*), (v) Capital Outlay on Special Component Plan for Scheduled Caste (*SP*), (vi) Capital Outlay on Special Component Plan for Scheduled Tribe (*SP*).



Paschimanchal Unnayan Affairs

12.16 Introduction

Paschimanchal Unnayan Affairs Department was created in July, 2006 to intensify the development works in 74 blocks including 23 LWE (Left Wing Extremist) affected blocks of five districts viz., Bankura, Paschim Medinipur, Purulia, Birbhum and Burdwan by way of filling critical gaps in all sectors of activities. The Department has given priority of different sectors such as Rural Infrastructure, Education, Health, Irrigation, Agriculture, Supply of Drinking Water, Conservation of Water and Soil, Education and Employment Generation etc.

12.17 Present Scenario

Department of Paschimanchal Unnayan Affairs is Nodal Department looking after the development in the area spanning over 74 blocks. The concerned Government Agencies / Departments implement their usual plan schemes for development in the area. This Department is mandated to fill in the critical gap in the development of the area. Accordingly, it works on the Annual Action Plan schemes of this Department as proposed by the Paschimanchal Unnayan Parshad, District Magistrates, Zilla Parishads and Panchayat Samities under the guidelines issued by this Department. This Department provides funds for implementing such developmental schemes to Panchayat Samities, Zilla Parishads, District Administration upto block level and other implementing agencies through its nodal body "Paschimanchal Unnayan Parshad".

In the current year 2016-17, 620 projects have been taken up till November, 2016 in various sectors such as Irrigation, Water Conservation, Agriculture, Education, Health, Roads and Bridges, Drinking Water Supply and other Socio-Economic Schemes. Out of 620 schemes in this year, 522 schemes have already been completed and balance 98 are in progress.

For the last five financial years (March, 2011 to November, 2016) total budget allocation under Plan Head was Rs. 1239.26 crore in addition to projects under *RIDF*. During 2016-17 budget allocation is Rs. 270.38 crore and under *RIDF* is Rs. 90.00 crore.

12.18 Major Activities

Anganwari Centres : Construction of Anganwari Centres (1668 numbers), Lac cultivation under employment generation and livelihood scheme (18000 beneficiaries), construction of check dams / water retention structures (63 number) in Purulia and Paschim Medinipur District, Execution of Plan Schemes (4387 schemes), construction of Black Top Roads in Ayodhya Hills (Rs. 9.83 crore) in Purulia District, construction of Papatpur Bridge over the River Tarafeni connecting Jhargram with Bankura (Rs. 20.81 crore) in Binpur-I Block are some of the major schemes under the Paschimanchal Unnayan Affairs Department in the last 5 year

Geetanjali Housing Programme 2016-17 : With regard to *Geetanjali Housing*, out of 9913 units approved so far, this Department could complete 9330 units till now and the balance 583 unit's construction is in progress. Completion of the packages, i.e. construction of 9 roads mainly to

Educational Institutions in Jungle Mahal under the Hon'ble Chief Minister announced "Jungle Mahal Package". During 2012-13 and 2013-14, Housing Department, Government of West Bengal have accorded their approval for construction of 9913 Geetanjali Housing Units by Paschimanchal Unnayan Affairs Department and accordingly, steps have been taken by this Department for completion of the same in a targeted manner.

Table No.12.2
Status of Geetanjali Housing Programme 2016-17 for five Districts

District	Units sanctioned	Units completed	Number of units in progress	Total
Burdwan	521	521	Nil	521
Birbhum	518	518	Nil	518
Purulia	4116	3704	412	4116
Bankura	2016	1939	77	2016
Paschim Medinipur	2742	2648	94	2742
Total	9913	9330	583	9913

Source : Department of Paschimanchal Unnayan Affairs

RIDF Schemes for the year 2016-17 : This Department has been earmarked Rs. 90.00 crore under RIDF as revised by High Power Committee in its meeting for 2016-17. The schemes amounting to Rs. 73.84 crore consisting of 19 schemes as given below have been sent to NABARD on 30.07.2016.

Table No. 12.3
Status of Budget Allotment of RIDF Schemes for the year 2016-17

RIDF Budget as Revised by High Power Committee	Number of schemes sent to Finance Department for approval	Amount (Rs. in crore)
Rs. 90.00 crore	19	73.84

Source : Department of Paschimanchal Unnayan Affairs

12.19 Centrally Sponsored / Central Sector / Centrally Assistance Plan / Schemes for the year 2016-17

Budget allocation for the various Centrally Sponsored / Central Sector / Central Assistance Schemes are given below:

Integrated Action Plan (IAP)	: No budget allotted
Backward grant region fund (BGRF)	: No budget allotted
One Time Additional Central Assistance (OTACA)	: No budget allotted

12.20 Jungle Mahal Package

As per the decision of the Government, under Jungle Mahal package announced by Hon'ble Chief Minister, the construction of nine approach roads in Paschim Medinipur district and in Bankura district

have been completed by Paschimanchal Unnayan Affairs Department amounting to Rs. 1.86 crore. As part of Jungle Mahal Package , the construction of 9 approach roads to Ramgarh Polytechnic, Girls' Hostels of Lalgarh, Krishnabandh integrated School, Nayagram College, ITI at Salboni, ITI at Khatra, Salboni College, Gopiballavpur Model School, Mirga Integrated School has been completed as per the time schedule as announced by the Government. Installation of 10 lightning arresters and funding for purchase of 25 new buses to ply within the Jungle Mahal area are under active consideration of this Department. Construction of 6 Nutritional Rehabilitation centres in Jungle Mahal area in Paschim Medinipur completed.

Achievements during financial year 2016-17 :

- I. 863 plan fund schemes in 74 blocks under district plan in five Districts at a cost of Rs. 74.00 crore at the rate of Rs. 1.00 crore per block.
- II. Construction of Black Top Roads in Ayodhya Hills in Purulia District completed at a cost of Rs. 9.83 crore.
- III. Road from Shirkhabad Hospital More to Ayodhya Hill, Rs. 3.60 crore.
- IV. Road from Begunkokal to Saharjuri (Ayodhya) via Bamni , Rs. 5.15 crore .
- V. Road from Chhatrajara to Usuldungi within Ayodhya Hills, Rs. 1.08 crore .
- VI. As part of last mile connectivity all 108 hamlets in Ayodhya Hills Rs. 3.58 crore has been sanctioned for construction of 9 roads in 2015-16.
- VII. 540 solar street lights covering 108 hamlets in Ayodhya Hills have been sanctioned at a cost of Rs. 1.56 crore.
- VIII. Papatpur bridge over the river Tarafeni and Bhairab Banki junction at a cost of Rs. 20.81 crore at Binpur-I Block is under construction.
- IX. Asui to Suliapata road Construction at cost of Rs. 12.5 crore has been taken up under RIDF.
- X. Kalaikunda – Salua CRPF Road Construction at a cost of Rs. 8.2 crore.
- XI. Kalseuli – Malancha (KGP) Road under Kharagpur-I / Jhargram Block at a cost of Rs. 5.97 crore.
- XII. Lalgarh-Dherua Road – 14 KM in Paschim Medinipur District for the movement of Para Military Force and agricultural produce at a cost of Rs. 14.30 crore.
- XIII. 21 check dams under "Jaltirtha" project are completed in *Jungle Mahal* at a cost of Rs. 16.37 crore and 42 check-dams in Purulia and Paschim Medinipur District at a cost of Rs. 41.30 crore are being constructed under this project.

12.21 Employment generation through Lac Cultivation

- I. A sum of Rs. 95.83 lakh has been released for 2nd and 3rd phase *Lac Cultivation* in Purulia & Bankura dist. in favour of West Bengal Forest Development Corporation for self-employment of 2500 beneficiaries.
- II. A sum of Rs. 1.36 crore has been released in favour of *Paschimanchal Unnayan Parshad* for Lac Cultivation in non-forestry areas of 6 blocks in Bankura, Purulia, Paschim Medinipur for self-employment of 3000 beneficiaries.
- III. A sum of Rs. 1.005 crore has been sanctioned for Lac cultivation in Purulia District for self-employment of 2500 beneficiaries

- IV. A sum of Rs.1.98 crore has been sanctioned for Lac cultivation in non-forest area for self-employment of 5000 beneficiaries in Purulia and Bankura.
- V. A sum of Rs. 2.08 crore has been sanctioned for Lac Cultivation in non-forest areas of six blocks in the district of Purulia, Paschim Medinipur and Bankura in Phase-I for Oct-Dec. 2015 season covering 5000 beneficiaries.
- VI. A sum of Rs. 2.07 crore has been sanctioned for Lac Cultivation in Non-forest areas in 8 blocks in the District of Purulia and Bankura in Phase –III for January-February, 2017.

12.22 Budget Provision & Expenditure

State Plan

The budget allocation for the year 2016-17 is Rs. 270.38 crore. The Finance Department has mandated this Department to sanction schemes to the extent of 75 per cent of the above budget i.e. Rs. 202.785 crore till the 3rd quarter i.e. 31st December, 2016 and the balance amount by 31st March, 2017.

This Department has released Rs. 202.00 crore till date. Initiatives have been taken to expedite the fund release and it is assured that the balance amount also would be released on or before 31st March, 2016

Monitoring meetings at the field level in each District are being held chaired by Hon'ble Minister-in-Charge in presence of the Secretary, Paschimanchal Unnayan Affairs Department, Zilla Sabhadhipatis and District Magistrates. Field officials of this Department have been directed to physically contact the executing agencies so as to get the utilization certificates at the earliest.

Table No. 12.4
State Plan

Financial Year	Budget (Rs. in crore)	New Project Sanctioned	Total Projects	Number of Projects Completed	Pending
2012-13	162	462	631	489	142
2013-14	162	776	918	859	59
2014-15	200	817	876	816	60
2015-16	238	806	866	848	18
2016-16 (Upto November, 16)	270	653	671	573	98

Source : Department of Paschimanchal Unnayan Affairs

Status Report on Development Activities by the Department for the year : 2016-17 (upto 30.11.2016) :

Budget Allocation : Rs. 270.38 crore
 Released by Finance Department : Rs. 202.79 crore (75 per cent)
 Fund released by PUA Dept. : Rs. 202.79 crore (75 per cent)

Table No.12.5
Schemes Status Report till 30.11.2016

Districts	New projects taken up (in number)			Total projects (in number)
	Plan	PUP	Total	
Bankura	119	20	139	141
Birbhum	125	5	130	130
Burdwan	122	38	160	160
Paschim Medinipur	65	21	86	90
Purulia	85	20	105	107
Total	516	104	620	628

Source : Department of Paschimanchal Unnayan Affairs

Table No. 12.6
Some of the Iconic projects envisaged for 2017-18 by this Department

Sl. No.	Name of the different Iconic Projects	Amount (Rs. in crore)
I	Fund for comprehensive development to Panchayat Samities and Zilla Parishads so that they can take up and implement schemes like 2017-18	74.00
II	Fund for Zilla Parishad Mega Schemes	40.00
III	Different livelihood programmes	10.00
IV	Development of Eco Park, Rural Park & Bio-Park for employment generation	12.00
V	Employment Scheme for Self-help Group of SC/ST (Bamboo works, making of Sal Leaf Plate, Incent Stick, Designer Candle, Papad etc.).	10.00
VI	Empowerment of Tribal women & girl students through vocational training	10.00
VII	Construction of five area offices of Paschimanchal Unnayan Parshad.	10.00
VIII	Construction of road, bridges / Culverts etc.	65.00
IX	Soil and water conservation 12 check dams	20.00
X	Integrated watershed management including Constructing of check-dam / desilting of Check-Dams in upstream to enhance water holding Capacity and livelihood development programme in Jungle Mahal Area	63.00
XI	Science Park / Gram Sachetena Park In Jungle Mahal Areas	41.21
XII	Development of health and educational infrastructures	10.00
XIII	Development of Waste Land	9.00
XIV	Supply of drinking water through pipe line and tubewell	10.00
XV	ICDS Centres construction in Paschim Medinipur District	20.00

Source : Department of Paschimanchal Unnayan Affairs

Sundarban Affairs

12.23 Introduction

The Sundarban Region comprises of 19 Blocks (16 Police Stations) of North & South 24-Parganas Districts of the State, West Bengal. The Blocks are Hingaljanj, Hasnabad, Haroa, Sandeshkhali-I, Sandeshkhali-II, Minakhan under North 24-Parganas district and Sagar, Namkhana, Kakdwip, Patharpratima, Kultali, Mathurapur-I, Mathurapur-II, Joynagar-I, Joynagar-II, Canning-I, Canning-II, Basanti and Gosaba in South 24-Parganas Districts. In this region 54 Islands are inhabited by human settlement out of clustered 102 islands. The land area measures about 9629 sq.kms. of which 4493 sq.km. is inhabited by people and the rest is Reserve Forest.

12.24 Background

In January, 1994 Sundarban Affairs Department was bifurcated from Development & Planning Department and Sundarban Development Board which was established earlier on 1973, has been placed under this Department to serve the people of Sundarban through its constructive works and collective endeavors of all concerned by way of augmenting the natural resource base through matching increasing Budgetary allocation by the State Government.

12.25 Executing Agencies

This Department formulated its programmes for effective utilisation of resources placed at its disposal in close coordination with the District Administration, Line Departments of the State Government and Panchayati Raj Institutions. Implementation of work programmes are made through the Sundarban Development Board (*SDB*) and Sundarban Infrastructure Development Corporation Ltd. (*SIDCL*).

12.26 Major Activities

The activities of the Sundarban Affairs Department are apprehensive with the Area Development Programme of the State Government. The proposed plans and work programme are made in such a way that maximum benefit reaches out to the poorest people of the society.

Under the Planned Programme the priority areas are -

- I. Infrastructure development for the improvement of transport and communication network including landing facility in island areas.
- II. Improvement of drainage network through sluices, culverts etc.
- III. Enhancement of production and employment generation in agriculture sector by increasing cropping intensity.
- IV. Protecting soil erosion and to check wave action through regeneration of mangroves in the char lands and other social forestry plantation.
- V. Enhancement of social support service programmes like supply of drinking water, infrastructure for educational institutions, etc.

- VI. Awareness programme for conservation and development of the sensitive ecology of Sundarban.
- VII. To create the additional employment facilities in the local areas.

12.27 Achievements during the period from 2011 to 2016

Roads

- I. Construction of 1241.520 Kms Brick-paved road.
- II. Construction of 223.920 Kms Concrete road.
- III. Construction of 232.833 Kms Bituminous road.

Bridges and allied constructions

- I. Saptamukhi Bridge over river Saptamukhi at Gangadharpur-Durbachati joining Kakdwip & Patharpratima Blocks.
- II. Sutarbag Bridge over river Sutarbag at Banstala Baragheri at Mathurapur –I Block.
- III. Kumarpur Bazar Bridge over Atherogachhi canal(Tidal) at Patharpratima Block.
- IV. Sikirkhat Bridge over Sikirkhat connecting Joynagar-II & Kultali Blocks.
- V. Mridanga Setu at Bolerhat over river Mridanga Bhanga connecting Mathurapur-II & Patharpratima Blocks.
- VI. Adibasi Bazar Bridge over Atherogachhi canal at Patharpratima Block.
- VII. 10 number of Sluices for improvement of drainage network.
- VIII. 28 number of Culverts for communication.
- IX. 28 number of Derelict Channels, measuring 41.040 km. - excavated.

R.C.C Jetties

- I. Construction of 113 R.C.C. Jetties including Jetty at Lot No.8.

Sports Complex

- I. Completion for the construction of Sports Complex at Raidighi.

Grants in Aid to Educational Institute

- I. Financial assistance provided to 15 Schools & 1 College for infrastructure Development.

Table No.12.7
Distribution of various Ingredients, Training imparted in Agriculturists etc.

(Number of beneficiaries)

Distribution of							Training Programme		Excavation of
various seeds (Boro Paddy, Sun flower, Til, Moong, Ellphant Foot Yam etc.	Small implements	Pedal driven Paddy thresher	Agri. Inputs for Pan Boroj	Organic manure	Inorganic fertilizer	Fish fingerling, Fish feed, Lime	Integrated farming	Pisciculture	Ponds / Tanks
1,82,594 Small & Marginal farmers	66,500 Marginal & sub-marginal farmers	7,500 Small & Marginal farmers	3,000 farmers	71,777 Marginal & sub-marginal farmers		27,450 Farmers *	1200	5475	6817 nos.

*Fish Production from Jharkhali Fish Farm amounted to 10,407 kg. (approx)

Source : Department of Sundarban Affairs

12.28 Protecting Soil Erosion

To prevent soil erosion and also to act as shelter belt against the natural calamities like storms and wave surge, initiatives have been taken up for Mangrove Afforestation and strip Plantation. 2600 Hectares of Mangrove Plantation and 875 hectares of Jhaw Plantation have been undertaken.

During 2015-16, the entire Social Forestry work for Mangrove Afforestation and Strip plantation on both the sides of the road, taken up by this department was undertaken with Panchayat & Rural Development Department under convergence scheme with MGNREGS. Rs.82.67 lakh has been sub allotted to the P&RD Department for the said work in the districts of South 24-Parganas.

12.29 Extension of Electricity to the Non-Electrified Areas and Islands

During last five years, an amount of Rs. 58.14 crore has been provided to WBSEDCL for electrification in 50 non-electrified mouzas in Sundarban regions.

12.30 Awareness Programme for Conservation & Development of the Sensitive Ecology of Sundarban

A Conscious effort has been initiated for conservation and development of the sensitive ecology of the Sundarban. To create awareness about Sundarban among the Students as well as inhabitants of this region, *Sundarban Divas* is observed on 11th December every year in all the 19 Blocks of the region.

12.31 Application of e-Governance

Under it Integrated Financial Monitoring System has been introduced. By this system fund allotment / sub-allotment, payment of bills of contractors, telephone, electricity bill, T.A.Bills, arrear pay & allowances bills, pay and allowances of all permanent employees' bills are processed. Also the entire tendering process is done electronically now.

12.32 Trend of Development

Table No.12.8
Development during last 5 years

Name of Construction	Over the River / Canal	Adjoining (Connecting) area / location	G.P. / Block
District – South 24 Parganas			
Double lane RCC Bridge	Chemaguri	Chemaguri bazaar-Bankimnagar	Sagar Block
RCC Bridge at Nalgora Bazar	Moni	Joynagar-II & Mathurapur-II	Nalgora G.P.
RCC Bridge	Kuemari	Kishori Nagar, Bhagbatpur Crocodile Project	Patharpratima Block
RCC Bridge	Sundarika	Dwarika	Namkhana Block
RCC Bridge	Kalnagini	Kakdwip (Ghatihara)	Kakdwip Block
RCC Bridge	Kalnagini Branch Canal	Nrisingha Ashram	Swami Vivekananda GP (Kakdwip Block)
RCC Bridge Najrul Setu	Gundakata Khal	Rabindra GP & Purnachandrapur-Srinarayanpur G.P.	Kakdwip & Patharpratima
RCC Bridge in Milan Setu	Gundakata	Mrinalnagar & Srinarayanpur	Rabindra G.P. / Kakdwip Block & Srinarayanpur - Purnachandrapur G.P./ Patharpratima Block
RCC Bridge	Ghiabati	Namkhana Narayanpur Vidyamandir School (H.S.). Mouza-Narayanpur & Ganeshnagar with Mouza Nadabhanga	Narayanpur GP / Namkhana Block
RCC Bridge	Ghiabati	Moynapara (Jelepara)	Swami Vivekananda GP / Kakdwip Block
RCC Bridge	Sonatikari Khal	Dhakirmukh	Joynagar-II Block & Mathurapur- II Block
RCC Bridge	Kurulia Khal	Halder Chak at Mouza –Kashinagar & Shib Kalinagar	Srinagar G.P. & Madhusudanpur G.P. / Kakdwip Block
RCC Bridge	Ghiabati	Nuruddin Bamboo Pole , Mouza-Fatikpur-Rajnagar	Budhakhali GP / Namkhana Block
District – North 24 Parganas			
RCC Bridge	Hrod Bill Canal	Murarisha G.P.	Hasnabad Block
RCC Bridge	Bali-Boalia	Sandeshkhali-II	Sandeshkhali-II Block

Source : Department of Sundarban Affairs

12.33 Other Important Activities

Table No.12.9
Skill Development Programmes- undertaken

Sl. No.	Name of the Scheme	Trainee from the Block	No. of Trainees
1	Mobile phone repairing	-	25
2	(a) White deodorant (Phenol) & Liquid detergent (b) Processing & Preparation of Spices (c) Food Processing (d) Fancy Candle	Hingalgunj & Kakdwip	102
3	Mobile phone repairing	Hingalgunj & Kakdwip	25
4	Two Wheeler Repairing	Kakdwip	30
5	Sales Associate in Retail Sector	Kakdwip, Namkhana & Patharpatima	30
6	Hospitality Management	Kakdwip & Canning	60
7	Sales Associate in Retail Sector	Kakdwip & surrounding area	30
8	Driver cum Motor Mechanic	Sandeshkhali	30
9	Bridal Make-up	Kakdwip	30
10	Motor Cycle repairing	Kakdwip	30
11	Driving cum Mechanic	Kakdwip	30
12	Sales Associate in Retail Sector	Kakdwip & Canning	180
13	Bridal Make-up	Ganga Sagar	28
14	Imparting Vocational Training on the Retail sales	Kakdwip, Canning & Nezat	120
15	Repairing of India Mark-II Hand pump	16 Blocks of Sundarban Region	100

Source : Department of Sundarban Affairs

- I. To facilitate education 64,045 bicycles have been distributed among girls of class-IX.
- II. To improve the quality of Government service and smoothness of work "Training Programme" for the 40 number of employees have been performed at the A.T.I., Saltlake

12.34 Financial Achievement

Table No.12.10
Statement of Plan Budget Provision & Expenditure during the period from 2011 - 2016

Financial Year	Budget Provision (Rs. in crore)	Expenditure (Rs. in crore)	Percentage of Expenditure
2011-12	175.00	135.02	77.16
2012-13	250.00	214.66	85.86
2013-14	275.00	201.66	73.33
2014-15	260.00	210.35	80.91
2015-16	370.00	262.47	71.00

Source : Department of Sundarban Affairs

Table No.12.11
Budgetary Provision during the year, 2016-17(up to November)

(Rs. in crore)

Core Plan	Budget Provision	Allotment received	Allotment released	Per cent of utilization
CORE PLAN	305.75	229.31	228.07	99.45
R.I.D.F.	110.00	55.00	25.53	46.41
TOTAL	415.75	284.31	253.60	89.19

Source : Department of Sundarban Affairs



Chapter 13

Social Welfare

Women & Child Development and Social Welfare

Backward Classes Welfare

Minority Affairs

Women & Child Development and Social Welfare

13.1 Introduction

The Department of Women and Child Development and Social Welfare, Government of West Bengal acknowledges the importance of women empowerment and ensures equal opportunities across the vulnerable population groups as an intrinsic aspect of development of the society. The target group of development consists of the weaker and vulnerable section of the society, especially, women, children, mentally retarded, physically disabled persons, orphans etc. Comprehensive development of a society encompasses not only augmentation of per-capita income, but also depends upon the improvement of the underprivileged section of our society. This population group has the ability to make the society more representative in its qualitative outcome. Income growth, markets and institutions- all are having considerable impact on this target group of the society. The State Govt. has been trying relentlessly to build awareness among them; to instill a sense of completeness among them by ensuring equitable distribution of endowments (Education, Health and Physical assets).

There are various flagship schemes to address the societal needs of this targeted segment. The Department along with the Directorates of Social Welfare, ICDS and Child Rights & Trafficking, Controller of Vagrancy, Office of the Commissioner for Persons with Disabilities, West Bengal Commission for Women, West Bengal Social Welfare Board, Rajya Sainik Board and West Bengal Women Development undertaking etc have joined hands in achieving the desired goals of eliminating discriminatory practices and ensuring societal justice to the vulnerable faction. The schemes designed so smartly have been intended to generate greater pay-offs from the perspective of society's development as well as from a philanthropic angle.

13.2 Structural Composition of the Department

In order to monitor the myriad issues of Women and Child development, two separate Directorates viz. A. Integrated Child Development Services and B. Directorate of Child Rights & Trafficking were constituted apart from the parent Directorate, i.e, Directorate of Social Welfare.

13.3 Kanyashree Prakalpa

Scope & Objective

This conditional cash transfer scheme initiated by the Govt. of West Bengal since 2013 has been effectively fulfilling the twin targets of promoting secondary education among the adolescent girls and delaying their age of marriage simultaneously. The growth trajectory in the number of beneficiaries enrolled under this scheme over the years has been of paramount importance in determining the future sustainability of our society's comprehensive development. Ample recognition all over the world has brought about a transformational change – not only in terms of mindset of the people of our society, but also it changes the qualitative composition of the State in real terms.

Salient features of the scheme are furnished below-

- I. **Financial & Administrative Assistance:** Each Kanyashree girl gets an ID card on enrolment and also a Certificate after graduating i.e. after getting the One Time Grant. The Scheme provided an Annual Scholarship (K1) of Rs. 500/- during 2013-14 & 2014-15 and the limit has been shot up to Rs. 750 /- from 2015-16 onwards; also an One-time Grant of Rs. 25,000 /- is admissible for girls pursuing higher education.
- II. **Publicity & Campaign :** A mobile application has been developed by the Department for facilitating tracking of applications and lodging grievances. The Kanyashree Portal is (*www.kanyashree.gov.in*) now available in Bengali. Grievance redressal mechanism has been furthermore strengthened and now Kanyashree girls have access to multi-modal grievance redressal system.
- III. **Enhancing Technical Know-how:** To strengthen stakeholders regular capacity building, programmes are held at the state level upto the block level. To make the girls empowered in various districts, they are involved in activities like skill development training, awareness building on various social issues, self defence training etc.,
- IV. **International Recognition :** The scheme has been appreciated internationally. Kanyashree Prakalpa is awarded by *United Nations*, with the *World Summit on the Information Society (WSIS) Prize 2016* Champion in e-Governance Category (*WSIS Action Line C7*) and the project was one among the top 5 finalists in *Gender Equality and Mainstreaming in-Technology awards 2016* announced by *International Telecommunications Union & UN Women*.

Table No.13.1
Physical Achievement

Year	Number of Applications (K1 & K2 together)	
	Target	Uploaded
2013-14	1682471	2034157
2014-15	2051000	2298710
2015-16	2078500	2509176
2016-17*	2638412	544995
Unique girls Since Inception		3596589

*(as on 02.02.2017)

Source : Department of Women & Child Development and Social Welfare

Table No.13.2
Financial Achievement

Budget Provision (Rs.in crore)	Fund Released (Rs. in crore) as on 13.12.2016
869.71	750.65

State Commission for Protection of Child Rights (SCPCR)

Objective : The chief aim of SCPCR is to examine and review the safeguards provided for the protection of child rights and recommend measures for their effective implementation in terms of provisions of Commission for Protection of *Child Rights Act, 2005* read with West Bengal *Commission for Protection of Child Rights Rules 2012* West Bengal Commission for Protection of Child Rights was set up by the State Government.

Achievements during 2016-2017 : During the financial year 2016-2017, the Commission has taken quite a few important initiatives to fulfill its mandate like- it conducted Public Hearing like the one at North Bengal covering eight districts in two phases on RTE. The Commission has taken Suo motu cognizance over quite a few cases and handled a number of Protection of Children from Sexual Offences (*POCSO*), Right to Education and Juvenile Justice (*JJ*) cases. It participated in Consultation programme on JJ Act organised by the Chandigarh Commission for Protection of Child Rights.

Publicity & Campaign: The Commission celebrated the Children's Day and the Child Rights Protection Week from 14th – 20th November, 2016 all over West Bengal. More than 15, 000 Children from 20 districts participated in the week long programme in their respective districts. The Child Protection week was also celebrated in different closed and sick tea gardens of Kalchini and Madarihat – Birpara block of Aliporeduar district. The week long programme came to its conclusion with the celebration of the International Child Rights Protection Day where more than 1200 people including 600 children from 19 districts participated in the programme. A question – answer session was also conducted between the children and the Honourable Minister and the Police. From this year the WBSCPCR introduced Bravery Awards for the children named ***"Birangana and Birpurush Puraskar"***. 19 adolescent girls of 10 districts who played active role in the prevention of child marriage and abuse and thus inspired other community women were felicitated and awarded this year. The Commission has decided that from 2016 onwards the Poush Mela at Shantiniketan is going to be celebrated as the "Child Friendly and Child Labour free fair". This is for the first time in India where a fair or festival is being recognised as a *Child Labour Free Fair*.

A team of 2 members represented the *WBCPCR* in the national level workshop in Assam regarding *"Conditions of Children in the plantation of India."* A presentation reflecting the status of children in the tea estates of West Bengal was made in the workshop. The Commission is also formulating a master plan regarding these children after a survey has been conducted in the Tea Estate of Alipurduar in convergence with the *WPCPCR* and an NGO. The Commission regularly conducts hearing as and when required as part of the inquiry of the cases of violation of child rights. The Commission has decided to publish a quarterly magazine- *"Hullord"* for the children.

Vigilance to Safeguard the Child Rights: The Commission occasionally visited homes to inquire into complaints for instance – visits at Thakurpukur (South 24 Paraganas, Old age home and home for mentally ill "Purbasha" where on the top floor 10 baby girls aged between 6- 10 months were kept before CID rescued them and sent them to ESI hospital only proved the level of efficacy and promptness with which the Commission has been dedicatedly working. The *WBCPCR* has sought reports on nursing homes dealing with child birth from the concerned District Magistrates.

The Commission also set up a three-member committee to help the CID in its probe into the issue of child trafficking in the state. The Commission also successfully intervened and physically inspected a case of violation of child rights in Barasat on November, 2016.

As a joint initiative of the Department of Child Development, Women Development & Social Welfare and the West Bengal State Commission for Protection of Child Rights a two member team was sent by the Commission for physical inspection of a case of violation of Child Rights on 29.11.16 in Hooghly. The Commission made sudden surprise visit at Liluah Home and submitted its report with recommendations to the Department.

Open Shelter under Integrated Child Protection Scheme (ICPS) : Back in 2009, the erstwhile *ICPS* had come into existence with an aim to reduce the risks of the vulnerable children by providing protection and safe environment to develop and flourish. Objectives of the scheme are -

- I. To institutionalize essential services and strengthen structure
- II. To enhance capacities at all systems and persons involved in service delivery.
- III. To strengthen child protection at family and community level.
- IV. To coordinate and network with government institutions to ensure effective implementation of the scheme to raise public awareness about child rights, child vulnerability and child protection services.

Pursuant to the introduction of *ICPS* in 2009 – 10, the street children programme was revamped as 'Open Shelter' and merged in to *ICPS*. Accordingly, *IPSC* ended on 31.03.2011 and State migrated from street children programme to open shelter component of *ICPS* in the beginning of 2011-12 fiscal years which function as 24-hour Crisis Management Centre to receive and provide necessary assistance to all children up to 18 years. At present out of total running 26 Open Shelters 17 is in Kolkata District, 1 in Howrah, 4 in North 24 Parganas, 1 in South 24-Parganas 1 in Darjeeling District (Siliguri Sub-Division), and 2 in Jalpaiguri District.

13.4 State Resource Centre for Women

Introduction: State Resource Centre for Women (*SRCW*) was formed on September 2012. *SRCW* started its functioning from September 2012 and is under the management of West Bengal Women Development Undertaking and under the control of Department of Women Development & Social Welfare.

Objectives : *SRCW* has been constituted with an aim to create adequate support to the State Mission Authorities for overall empowerment of women. One of the main objectives lies in identifying existing potential problems in achieving convergence of government programmes, schemes, and services to provide convergent delivery of Government services including setting up of various Institutional Structures at the district, block or village level.

Some Key Events

- I. **State level Consultation workshop on Better Access to Justice on Domestic Violence Act 2005:** A consultation meet with Judicial Officers, Police Officials, Protection Officers, DSWOs and

Service Providers was organised in collaboration with State legal Services Authority, West Bengal on 10th May 2015 with the help of Law Department.

- II. **Training of Protection Officer on PWDV Act 2005:** A five days 'Capacity building for Protection Officers under PWDVA Act 2005 on Protection of Women from Domestic Violence' was organized from 9th February to 13th February 2015. Protection Officers of 19 districts were present on the said training.
- III. **3rd meeting of State Mission Authority:** The 3rd meeting of State Mission Authority (*SMA*) under National Mission for Empowerment of Women (*NMEW*) was held on 2nd July, 2015 at C.S. Conference Hall at Nabanna under the chairmanship of Honorable Minister in Charge of Finance Department.
- IV. **Review meeting of Protection Officer:** A review meeting with Protection Officers on better implementation of Domestic Violence Act 2005 was held with Protection Officers on 22nd July, 2015.
- V. **State level workshop on 'Importance of Gender Disaggregated data in development :** State level workshop was conducted on 'Importance of Gender Disaggregated data in development sector' on 14th October, 2015. Delegates from Gender Study cell of universities & concerned department attended the workshop.
- VI. **Meeting of Executive Committee of State Mission Authority on 13th January 2016:** The second meeting of Executive Committee of State Mission Authority was held on 13th January, 2016
- VII. **Meeting of all stakeholders under Protection of Women from Domestic Violence Act (PWDV) 2005:** The meeting of all stakeholders under *PWDV* Act 2005 was held on 7th September, 2016. An interactive discussion was held for better implementation of *PWDV* Act 2005 through convergence with all stakeholders.
- VIII. Follow-up workshop on "Scope of Gainful Employment for women within their periphery" was held on 28th November, 2016.

Fund received from *NMEW (GOI)* in the FY 2015-16 was Rs. 30 lakh only and the same has been utilized.

Fund received from *NMEW (GOI)* in the FY 2016-17 was Rs. 22.76 lakh only.

Poorna Shakti Kendra (PSK) : A Pilot project in West Bengal under National Mission for Empowerment of Women (*NMEW*) based on theme "Prevention of Low Child Sex Ratio" was launched on 25th February, 2014 at Malda. The Block Convergence and Facilitation Centre was inaugurated at Manickchak from Malda District Convergence and Facilitation Centre and met all the Personnel recruited for the newly inaugurated *PSK*. Fund received from *NMEW (GOI)* in the FY 2015-16 was Rs. 23.16 lakh has been allotted and the same has been utilized. Fund received from *NMEW (GOI)* in the FY 2016-17 was Rs. 8.73 lakh.

Women Help Line : The Child Development and Women Development & Social Welfare Department is implementing the women helpline in West Bengal under toll free number 181 which will be active 24 X 7. The helpline intends to facilitate crisis and non-crisis intervention through referral to the appropriate authority/agencies such as police/hospital/ambulance service/DLSA/Protection Officer/OSC. An implementation guideline of Women Helpline was drafted by SRCW and shared with all members.

- I. **First meeting on Women helpline on 23rd July 2015:** First meeting of initiation of WHL was held under chairmanship of Secretary, CD and WD & SW Department. The State is divided into 12 units. There will be a central unit which will be situated in Kolkata. A Technical Advisory Committee was formed comprising of 7 members.
- II. **First meeting of Technical Advisory Committee of Women helpline on 16th September 2015:** The Technical Advisory Committee of Women helpline was held under chairmanship of Director, Child Rights & Trafficking on 16th September 2015 to discuss the implementation procedure of Women Helpline. The members visited Child line for reference.

13.5 West Bengal Transgender Development Board

Formation of West Bengal Transgender Development Board (WBTGDB): West Bengal Transgender Development Board was constituted on April, 2015. The Board comprises of 4 official members and 9 non-official members. The Board will function in accordance with the provisions laid in the West Bengal Transgender Development Board Regulation 2015. The Allotment of West Bengal Transgender Development Board has been sanctioned an amount of Rs. 67.89 lakh.

The formation of *WBTGDB* and the key role of its functionaries are given below -

- I. **Secretariat to the Board :** To provide technical and Secretariat support to the Board there will be a Secretariat to the Board which will be headed by Member – Secretary, *WBTG* Development Board. At present the official support is given by State Resource Centre for Women.
- II. **State Coordination Committee of West Bengal Transgender Development Board :** There is a State Coordination Committee to coordinate the activities of Board with the different Departments of the Government. The committee will meet at least twice in a year.
- III. **Activities of West Bengal Transgender Development Board :** Adoption of *WBTGDB* logo, Hon'ble Members of *WBTGDB* were involved in the panel of judges for Kolkata Shree award during Durga Puja celebration, prepare a brochure on *WBTGDB*.

Achievements of West Bengal Transgender Development Board : *Skoch Smart Governance Award for West Bengal Transgender Development in the category of sexual minority.*

13.6 Muktir Alo

Introduction : Government of West Bengal has adopted a new scheme named '*Muktir Alo*' for rehabilitation of Sex Workers & trafficked victims of the State of West Bengal under the Department of Child Development & Women Development and Social Welfare. West Bengal Women Development Undertaking (*WBWDU*) is notified as the Nodal agency for implementing the scheme. The scheme was inaugurated by Hon'ble Chief Minister, West Bengal on 04-09-2015.

Salient features of Muktir Alo Scheme :

- I. It consists of three main components, namely – stipend, wage employment training and grant for setting up business enterprises.
- II. Each beneficiary is entitled to receive stipend @ Rs. 2500/- per month and a one time grant of Rs. 25000/- for taking initiatives to run the business on their own.
- III. Provide opportunities to young women who are rescued from trafficking and red-light areas to become self-reliant economically and help them to develop the confidence to live and work independently and fulfill their dreams.
- IV. Provide alternative career opportunities for sex workers and victims of sex trafficking who wish to leave the profession through appropriate job training and vocational training for skill up gradation to enable them to start their life afresh through alternative livelihood option.
- V. The project is designed to be implemented in collaboration with reputed NGOs who are experienced in working with the sex workers and trafficked victims.

Skill Development Programmes :

- I. The residential vocational training which was started on 04-09-2015 with 50 trafficked victims in collaboration with an *NGO* named Women's Interlink Foundation has been completed successfully.
- II. Residential vocational training was started on 23rd August 2016 with 25 commercial sex workers of Munsigunge Red Light Areas, Khidderpore, Kolkata in collaboration with an *NGO* named Divine Script Society. Fund of Rs.33.35 lakh has been allotted for this particular training during this financial year of 2016-17.

Swawlamban Special : Swawlamban Special is a new initiative of West Bengal Women Development Undertaking under the aegis of Department of Child Development, Women Development & Social Welfare for providing opportunities to the commercial sex workers and their children so that they can be engaged in alternative job assignment and lead an alternative life with dignity in the society. The children of Commercial Sex Workers are also very much vulnerable to the locality. Swawlamban Scheme will be implemented through *NGOs*.

13.7 Integrated Child Development Scheme

Integrated Child Development Services (ICDS) scheme, the flagship program to address child under-nutrition and facilitate child development is providing services to the target beneficiaries through 114809 operational Anganwadi centres across 20 districts in the state. A total of 6289996 children aged 6 months to 6 years and 12,85,867 pregnant and lactating women have been provided supplementary nutrition (October, 2016) and 59,82,518 children upto the age of 5 years have been weighed for identification of child nutrition status.

Remedial Measures by the State to Eliminate Malnutrition

- I. **Upscaling of "Sishu Aloys" to provide improved ECE to children:** In addition to the existing 1000 AWCs already functional as "Sishu Aloy" in the State since last year, another 1000 AWCs have been developed into "Sishu Aloy" across 20 Districts and launched in November this year. It may be noted that two Sishu Aloys in Alipore Correctional Home and Dum Dum Correctional Home are already operational and providing revised *ECE* to children aged 3-6 years. All ICDS functionaries upto sector level in the state have been trained. Sishu Aloys are providing age specific improved ECCE to children aged 3-6 years where 4 hours dedicated *ECCE* curriculum is followed. Improved ECCE kit has been provided to all 2002 Sishu Aloys. 24,000 more AWCs to be developed as Sishu Aloys in the state in phases next year for which training of anganwadi workers are in progress.
- II. Child under-nutrition (total under-nutrition) has come down in the state from 17.91 per cent in October 2015 to 15.71 per cent in October, 2016.
- III. **Enhanced financial allocation for ICDS SNP:** Improvement of nutritional status of pregnant and lactating women and children is a mandate for which the Department of WCD&SW is pursuing it with the aegis of various budgetary allocations and provisions towards the target beneficiaries. The strengthened and restructured *ICDS* Scheme has recommended enhanced allocation of Rs.9/- and Rs. 6/- per head per day for severely malnourished children and other children (6 months – 6 years) respectively; and Rs.7/- for pregnant and lactating women. Enhanced financial provision for ICDS SNP has been introduced for all districts in the state. The previous allocation for SNP for the target beneficiaries were Rs.4/-, Rs.5/- and Rs.6/- respectively for other children, pregnant and lactating women, and severely malnourished children.
- IV. **Improved Supplementary Nutrition Programme (SNP) to beneficiaries:** With the revision in rate, the SNP of ICDS has been revised with the help of Food and Nutrition Board and Deptt. of H&FW, GoWB. Day wise variety in *SNP* menu has been introduced following stipulated nutritive value of SNP. Morning snacks apart from hot cooked meal to the beneficiaries are being provided; additional nutrition support to the severely malnourished children are given from AWCs in the form of ready-to eat "*Poustik laddu*". Alternate day hot cooked meal comprising of Rice and full Egg curry for three days, and rice, dal, vegetable with soya nuggets,/ khichri with vegetables and soya nuggets for remaining three days of week are given to pregnant and lactating women and children 6 months to 6 years. Morning snacks comprised of soaked Bengal gram/ sprouts/ banana are provided to children as morning snacks for three days; and mixed flour nutty payesh/ porridge are provided for remaining three days. In some projects of Birbhum, milk is given as morning snacks to children.
- V. **State action plan to address Severe Malnutrition of Children:** The comprehensive action plan for one year has been developed in the state for combating severe under-nutrition amongst children. Apart from referral services of the identified Severe Acute Malnourished (SAM) children to the NRCs, household care and counselling services, additional nutrition support to the severely malnourished and health check up are being strengthened to provide a comprehensive care and reduce severe child under-nutrition in a time bound manner.

- VI. **Identification and referral of Severe Acute Malnourished (SAM):** Use of Measurement of Upper Arm Circumference (*MUAC*) tapes for identification of SAM children and referral to NRCs is being done in collaboration with the Health & Family Welfare Department. In the first phase 22, 460 *MUAC* tapes were provided to *AWWs* in 16 districts with/adjacent to *NRCs* (except in Howrah, Hooghly, Nadia and Kolkata). In 2nd phase 1.20 lakh *MUAC* tapes are being provided to all *AWWs* / *AWCs* irrespective of the location status of the *AWCs*. Training of all *DPOs* and instructors of *ICDS* training institute have been completed. Resource material and *AV* have been developed in collaboration with *UNICEF* and provided to *DPO ICDS* of all districts and all *ICDS* Training institutes. *AWWs* of all districts have also been trained in collaborative support of Health & Family Welfare Department. Government of West Bengal. Multi-lingual flipbook (Bengali, Urdu, Hindi, Nepali, Santhali / Alchiki) on identification and referral of *SAM* has been developed with support of *UNICEF*. One pager ready reckoner in Bengali has also been developed for use at *AWC* level.
- VII. **Creation of child friendly *AWC* to deliver improved *ICDS* services:** The state has focused on creation of appropriate infrastructure for *AWCs* through construction of 24,903 *AWCs* buildings across the state since 2011. As on September 2016, the total number of own buildings of *AWC* has increased to 44,489 in comparison to 41,939 *AWCs* buildings in August, 2015. All new constructions are completed with toilet / sanitation facility, water supply and kitchen sheds.
- VIII. **Supply of uniform to *AWW* and *AWHs*:** Two sets of Uniform for each *AWW* / *AWH* are being provided from the state.
- IX. **Supply of new and improved medicine kits:** Improved Medicine kit for use in *AWCs* has been devised and provided in last year; supply in current FY has been provisioned.
- X. **Web based MIS:** Web based MIS system has been initiated through training of *CDPOs* and Supervisors throughout the State. After the training till now more than 93 per cent *AWC* data are being uploaded in the web portal: The Department has already initiated a process of geo-tagging of all functional *AWCs* through satellite based application in collaboration with *UNICEF* and *Riddhi*.
- XI. **1000 days' approach:** 1st 1000 days of child including their gestation period is very important to the development of child. A communication tool kit- Baro Kahan - to improve interpersonal counselling on maternal, child and adolescent nutrition with primary focus on first 1000 days has been developed with technical support of *UNICEF*. The tool is to be provided to *AWWs* for use during home visit and mothers' meeting, and currently being finalised after field testing. A communication strategy of *ICDS* is also being developed in collaboration with *UNICEF*.

13.8 Trafficking

Trading in human beings and their exploitations in varied form by traffickers is one of the most abhorrent forms of violation of human rights. The Department of Women and Child Development and Social Welfare has been tirelessly striving to create awareness among the masses about the ramifications of such despicable activities. Preventive measures by the Government stressed on three Ps, namely, Prevention, Protection and Prosecution of trafficking. The Government in an aim to demystify the source of such a

multilayered crime has reconstituted the West Bengal Task Force for Rescue, Recovery, and Repatriation of hapless women and children. Many allied Departments (like Home, Railway and Labour etc) some key NGOs have joined hands in preventing re-trafficking by rehabilitating them in a painstaking manner.

Some Key Events and Achievements by the Department are stated as follows -

- I. Implementation of Muktir Alo and Sawalamban Schemes for survivors of Trafficking.
- II. Coordination meetings of District Legal Services Authority, Special Juvenile Police Units, District Child Protection Units, Child Welfare Committees and Juvenile Justice Boards held in two phases for 12 districts to address trafficking issues.
- III. Regular Training on Track Child for Police, Child Care institutions & Child Welfare Committees .
- IV. Training on Rescue-Restoration-Repatriation and Integration of trafficked victims has been imparted to all functionaries of *DCPUs* and Superintendents of JJ Homes.
- V. A workshop on inter-state restoration was organized with *NGOs* for conducting Home Investigation Reports.
- VI. A workshop was organized with *IOs / CWCs / NGOs* of Maharashtra and West Bengal to find out a route map for rescue and restoration of Trafficked victims.
- VII. Efforts are being taken to streamline the procedure in respect of repatriation of Bangladeshi Children with a view to minimizing the time period consumed for the same.
- VIII. Child Protection Committees which will act as community level child safety nets have been formed in almost most of the Block Level Child Protection Committees (*BLCPC*) i.e. 341. Total of 1189 Ward Level Child Protection Committee and 31688 Village Level Child Protection Committees have been formed till 20.11.2016.

Up to the month of November, 2016 a total number of 111 Bangladeshi nationals were repatriated and 210 number of children were restored to other states (Assam / Odisha / Goa / Telengana / Chhattisgarh & Bihar).

13.9 Indira Gandhi Matritva Sahyog Yojana (IGMSY)

IGMSY Scheme is a conditional Maternity Direct benefit Scheme being implemented since the year 2010-2011 for providing cash benefit directly to pregnant and lactating women in an aim to partly compensate for wage loss both prior to and after delivery of the child.

Table No.13.3
Number of Beneficiaries under IGMSY from 2014-15 to 2016-17 (Up to September, 2016)

Year	Number of Beneficiaries		
	1st Installment	2nd Installment	3rd Installment
2014-15	53,442	53,042	54,792
2015-16	30,394	30,394	30,396
2016-17	49,792	50,710	49,524

Source : Department of Women & Child Development and Social Welfare

In FY 2016-17 till Quarter-II (July-Sept.) 49,792 beneficiaries received 1st instalments @ Rs. 1500/-, 50,710 beneficiaries received 2nd instalments @ Rs. 1500/- and 49,524 received 3rd instalments @ Rs. 1000/-. Conditional Cash Transfer payment to *IGMSY* beneficiaries as per revised National Food Security Act (*NFSA*) norms is being initiated. Each beneficiaries is entitled to get Rs. 4,000/- in three installments, if she is registered before 4th July, 2013.

13.10 SABALA

Rajib Gandhi Scheme for Empowerment of Adolescent Girls (RGSEAG) – Sabala is an empowerment scheme for the Adolescent Girls. About 12.79 lakh Girls are covered under this scheme in 7 Districts. In the FY 2016-17, Supplementary nutrition was provided to above 1 lakh adolescent Girls up to September'16 against a target of 6.46 lakh adolescent girls. About 60 *SHGs* are preparing Ready-to-Eat (*RTE*) for *SABALA* and is being distributed through *THR* from *AWCs* in these Districts. *SABALA – RGSEAG* is being implemented in Cooch Behar, Jalpaiguri, Nadia, Purulia, Kolkata, Malda.

Till second quarter of FY 2016-17, for Nutrition component an amount of Rs. 41.29 crore (including State Share) and for non-nutrition components an amount of Rs.7. 48 crore have been spent.

For prevention of early marriage and school dropout of girls and improvement of livelihood options, the state Govt. has initiated an integrated scheme – *SABALA & Kanyashree Convergence Programme* in 7 *SABALA* Districts. For this initiative, an amount of Rs.5.08 crore was sanctioned out of that Rs.2.0 crore has been allotted in the FY 2016-17. 12.79 lakh adolescent girls have been targeted for this programme. So far 20000 *AWWs* and 350 members from *NGOs / CSOs* were trained for managing this convergence initiative at the field level. About 5.9 lakh adolescent girls were trained, out of which 2.9 lakh are from *Kanyashree Prakalpa* beneficiaries. These girls were trained on prevention of early marriage, anaemia control etc. About 12,000 adolescent girls have been trained on different vocational skill sets including land based livelihood by Land and Horticulture Dept of which 50 per cent are from *Kanyashree Prakalpa* beneficiaries. 46500 beneficiaries includes 50 per cent of out of school adolescent girls are covered under *IFA* supplementation programme through *WIFS*.

13.11 Vagrant Welfare

Vagrant Home

- I. **Administrative Set-up** : The Directorate is engaged in the implementation of the Bengal Vagrancy Act, 1943 and Eradication & Control of Juvenile Beggary and Vagrancy. Under Bengal Vagrancy Act, 1943. This Directorate runs and Administers 10 Vagrancy Homes, where at present 1104 vagrants are staying.
- II. **Technical Skill Development & Capacity Building** : Vocational training is imparted to the vagrants to rehabilitate them in the mainstream of society again. Directorate is always trying to provide better facilities and living condition in these Homes thereby trying to increase the capacity as well as improvement of infrastructure of these Homes.
- III. **Creation of Additional Capacity and Improvement of Infrastructure** :- Additional 3 storied building are being constructed in 5 Homes, namely Casual Vagrant Home, Andul; Leprosy Vagrant Home, Beliaghata; T.C.P.C., Tantigeria, Paschim Midnapur; New Vagrant Home, Dhakuria & Home for

Lunatic Vagrant (Female wings), Mahalandi, Murshidabad to increase the capacity of Vagrant Home. Moreover a new three storied building has been sanctioned for the female Vagrant Home, Uttarpara.

- IV. **Financial Assistance** : During 2015-16 State Government had allotted Rs. 12.29 crore for the Welfare of Vagrants.

For increasing the capacity and development of infrastructure, following amounts have been allotted-

- I. Rs. 3.29 crore had been utilized during 2015-16
- II. Rs. 3.03 crore have been allotted during 2016-17 upto November, 2016.

- V. **Shelter for Urban Homeless** : The objective of this scheme is to give shelter to the homeless people to live life with dignity, of a city or town covered under JNNURM with the population of 5 lakh or more. In 2011-12, the scheme has been launched in Kolkata, Howrah and Asansol Municipal Corporation areas. Since 2011-12 this Department has already succeeded to sanction 6 Shelters for Urban Homeless in Govt. premises and 44 shelters in private premises in these three Corporation areas. Out of these 50 shelters, 38 has been setup in K.M.C., 8 in H.M.C. and 4 in A.M.C. areas with the help of Non-Govt. Organisations. The State Government allotted Rs. 2.53 lakh for 2015-16 for this scheme. The expected expenditure for 2016-17 will be Rs. 2.62 lakh.

13.12 Welfare of Persons with Disability & Social Welfare Pension

3 schemes for Persons with Disabilities viz Prosthetic Aid Scheme, Scholarship Scheme and Economic Rehabilitation Grant are currently in existence. During the year 2016-17 Rs. 72.10 lakh, 5.72 lakh and 18.0 lakh were allotted for these schemes respectively. 911 *PWDs* are fitted with assistive devices under Prosthetic Aid scheme and 180 *PWDs* are given *ERG* for self-employment.

Initiatives

- I. Department has launched free Coaching for various Competitive Examinations for PwDs at Kolkata in coordination with NIP an NGO. and. allotted Rs. 5.45 lakh for the purpose.
- II. Department introduced Quarterly publication of "*SPHURUN*" from January, 2017

Department Proposes to Undertake Following Programmes in 2017-18

- I. Documentary on success stories of different categories of disabilities.
- II. Live programmes on Television for generating awareness in public on various aspects of disability.

Table No.13.4

Enhanced quota of Some Districts in the field of different Pension Schemes (from July, 2015 onward)

No.	District	Type of pension	Previous quota	Enhancement	Present Quota
1	Paschim Medinipur	DP	1929	965	2894
		WP	2084	1042	3126
		OAP	3975	1987	5962
2	Bankura	DP	1519	760	2279
		WP	1593	797	2390
		OAP	3222	1611	4833
3	Purulia	DP	1204	602	1806
		WP	1560	781	2341
		OAP	2710	1356	4066
4	Birbhum	DP	2397	1199	3596
		WP	1804	902	2706
		OAP	2682	1341	4023
5	Jalpaiguri	DP	890	50	940
		WP	856	300	1156
		OAP	1686	600	2283
6	Alipurduar	DP	612	382	994
		WP	601	1258	1859
		OAP	1141	1305	2446
7	Darjeeling	DP	444	10	454
		WP	549	38	587
		OAP	594	73	667

DP – Disability Pension ; WP- Widow Pension ; OAP – Old Age Pension

Source : Department of Women & Child Development and Social Welfare

In the year 2016-17 this Department has taken up with Finance Department to enhance the quota of 3 types of pension in the rest of the districts by 50%.

13.13 Intervention in Closed and Stressed Tea Garden Areas

Intervention in closed / sick tea garden regarding Social Welfare Pension : The Department extends financial assistance @ Rs. 750/- per month to 3 categories namely Old age persons, Widows and Disabled persons out of the state budget under plan and non-plan heads. Recently , w.e.f February,2016 , as per requirements placed by the District Magistrates of three tea garden districts namely Jalpaiguri, Alipurduar & Darjeeling, the quota of pensioners was enhanced by 950, 2945 & 121 respectively to bring 4016 numbers of affected tea garden labourers and their families under social security pension scheme.

Nutrition interventions for Pregnant and Lactating women under ICDS in closed tea gardens : 31 pregnant and 52 lactating women and 543 children 6 months to 6 years are provided ICDS services including supplementary nutrition from 24 AWCs of 2 closed tea gardens in Alipurduar district. 8 severely

malnourished children are provided additional nutrition as provisioned in *ICDS*. In Jalpaiguri district, 18 *AWCs* covering 3 closed tea garden areas are providing *ICDS* and nutrition services to 45 pregnant and 47 lactating women, and 544 children aged 6 months to 6 years. Of them 8 are severely malnourished children and receiving enhanced nutrition support from *ICDS*.

Nutrition interventions for Pregnant and Lactating women under ICDS in sick tea gardens : 282 Angan-Wari Centres provide *ICDS* services including supplementary nutrition to 660 pregnant and 531 nursing women, and 7620 children aged 6 months to 6 years in 19 stressed tea gardens of Alipurduar district. 204 severely malnourished children are receiving additional nutrition as provisioned in *ICDS*. 2 *SAM* children have been identified and provided WHO protocol treatment in Nutrition Rehabilitation Centres (*NRC*) in Alipurduar district. In Jalpaiguri district, 164 *AWCs* are catering to 476 pregnant and 527 lactating women and 5867 children aged 6 months to 6 years including 120 severely malnourished children residing in 14 identified stressed tea gardens of the District.

Adolescent Girls' empowerment initiatives in closed / stressed Tea gardens in Jalpaiguri & Alipurduar Districts by the State Government : Adolescent Girls' empowerment programme is going on in closed /stressed Tea gardens of Jalpaiguri & Alipurduar Districts in convergence with *SABLA* and *Kanyashree* schemes with active facilitation from *NGOs / CSOs*. About 22 such Tea gardens (highest in Madarihat Block of Alipurduar with 12 gardens) are covered through this programme from *ICDS* platform. About 5200 adolescent girls are getting services like supplementary nutrition, *IFA* supplementation, health check-up, exposure visit to public service institutions, training on life-skills education, nutrition & health education and *ARSH* issues etc. During this year about 100 out-of-school/ dropped out girls were re-admitted to schools and linked the eligible girls with *Kanyashree Prakalpa*. About 250 girls received vocational skill training on soft toys making, tailoring, mushroom culture including land-based livelihood and they are raising kitchen gardens inside the Tea-gardens for their household consumptions. 2 football teams have been formed with the *Kanyashree* beneficiaries in these Tea Gardens. The girls are also being exposed to anti-trafficking, delayed marriage and domestic violence sensitisation programmes. The girls are also receiving training on self-defence from Police, Indian Army and *SSB* for their own safety and reduction of vulnerabilities. In Jalpaiguri Tea gardens, 2 *SHGs* have been formed with the K-2 beneficiaries for doing some kind of income generation programme with their vocational skill sets.

Backward Classes Welfare

13.14 Introduction

Backward Classes Welfare works for the Social, Economic & Cultural development of the Scheduled Castes and Other Backward Classes in the State. The crux of all the activities undertaken by the Department is to ensure dignity and social security of the people belonging to the Backward Classes. The Department is working with a goal to achieve the following five fold objectives given below:

- I. To ensure reservation in jobs and admission to educational institutions for the SCs and OBCs.
- II. To Provide Grants, Scholarships, Hostel charges and Training/Coaching for imparting quality education to the SCs and OBCs.
- III. To Bridge critical gaps in infrastructure in SC dominated areas helping them to improve livelihood.
- IV. To provide financial assistance to SC and OBC beneficiaries through family oriented Income Generation schemes.
- V. To Preserve, Protect and develop the cultural heritage of the SC's.

The department works through the 4 executing agencies, viz.- Backward Classes Welfare Directorate, West Bengal Commission for Backward Classes, West Bengal Scheduled Castes and Scheduled Tribes Development & Finance Corporation and West Bengal Backward Classes Development & Finance corporation.

13.15 Major Activities undertaken by the Department

Accordingly, the major activities and achievements during 2015-16 and the programmes to be undertaken during 2016-17 are listed below.

Sikhasree: A Scheme viz. "***Sikhashree***" for SC students reading in class V to VIII, was introduced in the year 2014-15. Under this Scheme an eligible SC student of class V to VIII will receive a scholarship annually which will be available through the Bank A/C of the students only and in that case the criteria is the ceiling of the annual family income of the concerned Student is Rs. 2.50 lakh. The application of the student needs to be recommended by the educational institution which will be verified by the respective Block Office and in turn the said Block Office will transmit the same to the relevant P.O. cum D.W.O. who will transfer the fund to the Bank A/C of the student. During 2016-17 fiscal this rate of scholarship has been enhanced to Rs.750/- for classes V to VII. The students of Class-VIII are getting Rs.800/- per year as usual.

The State Government has provided "***Sikhashree***" Scholarship to around 13,10,000 SC students with an expenditure of Rs. 92.29 crore up to November, 2016.

Sabooj Sathi: This Department has been implementing "***Sabooj Sathi***" scheme for distribution of bicycles to encourage students in higher education. During last two financial years 35 lakh students of Class IX to XII in the Govt. run/Govt. aided/ Govt. sponsored schools are covered. For this purpose, fund

released by this Department is Rs. 1148.90 crore. This Department has also committed to cover another 30 lakh students of class IX by the next financial year.

Post Metric and Pre Metric Scholarship: The State Government has provided Post-Matric Scholarship to 9,33,090 Scheduled Caste students with an expenditure of Rs. 149.51 crore up to November, 2016 and Pre-Matric Scholarship to 3,49,674 students with an expenditure of Rs. 80.44 crore upto November, 2016. The Government has also provided Pre-Matric Scholarship to 4,25,000 OBC students with an involvement of Rs. 13.76 crore and Post- Matric Scholarship to 39,467 OBC students with an involvement of Rs. 72.75 crore up to November, 2016.

Issuance of Caste Certificate: In the calendar year 2016, 8,96,441 Caste Certificates have been issued by this Government. Application form has been simplified and applications are now being received on-line in all 66 Sub-Divisions of the State. Special camps are being organised to reduce pendency and increase out reach. Till November, 2016, 64 such camps have been organised in SC dominated remote areas.

Commission for Backward Classes: The West Bengal Commission for Backward Classes set up in 1993 has been considering applications of different classes for inclusion in the list of Other Backward Classes in the State. So far, the Commission during 2016-17 fiscal (up to November, 2016) has recommended 2 classes for inclusion in the State list of OBCs.

Ambedkar Medha Puraskar: Ambedkar Medha Puraskar @ Rs.5000/- per student is awarded to 712 meritorious SC students on the basis of result of terminal Board examinations conducted by different Boards namely WBBSE, Madrasaha, ICSE & CBSE Board every year. Rs. 35.60 lakh has already been spent in this aspect.

Ambedkar Centre for Excellence (ACE): Work for setting up the branch of Ambedkar Centre for Excellence (ACE) at Bongaon in the Dist. of north 24 Parganas has already been started. ACE is a unique concept, is deemed to co-ordinate and create synergy among the multi-dimensional programmes related to educational, social, financial and cultural initiatives and activities with an aim to excel and maximize the benefits derived by SC and OBCs. An amount to the tune of Rs. 2.50 crore has been released in connection with the construction of Administrative Building, Main gate with Boundary Wall and Electrical Installation Work for Ambedkar Centre for Excellence (ACE) at Bongaon.

Setting up of Boys & Girls Hostels under Babu Jagjivan Ram Chhatrawas Yojana (BJRCY): The state has received Sanction for construction of 46 BJRCY hostels of which 35 are running upto November, 2016 and another 11, which was sanctioned recently are in different stages of completion.

Infrastructure Development and Income Generation Programme: Under SCA to SCSP fund, a sum of Rs. 41.29 crore has been released upto November, 2016, for Community Development schemes like Minor Irrigation, Drinking Water, construction of Approach Roads, renovation, repairment & electrification of school attached Hostels and some Income Generation Programmes by arranging institutional loans to bring the poor SC families above the poverty line and also provide job oriented training through any Govt. or Govt. Undertaking training institute in association with the WB SC & ST Dev. & Fin Corporation.

Uttarbanga Sech Samabay Prakalpa: A minor irrigation scheme has been introduced for BPL SC beneficiaries since 2012. Under this Scheme one 6.5 HP shallow tube is to be installed to irrigate more or less than 10 acres of agricultural land in the area where extraction of underground water through Shallow Tube well is permissible and no irrigation facility is available for poor SC small and marginal farmer group having 10 members. The scheme has been modified this year to cover additional 1000 units (250 units/Dist). in Jalpaiguri Coochbehar, North Dinajpur & South Dinajpur districts.

Cultural Activities: The scope of Cultural Activities have been widened with the inclusion of following programmes: Festivals of Baul, Gambhira and Bhatiyali, Seminar on 1873 Movement for Dignity and Equality before Law, Kantha Exhibition and Workshop, Wood Craft Exhibition and Workshop, Puppetry Exhibition and Workshop, Kabigan Festival, Bishnupur Mela, Sarigan and Bachhari Baich (Boat Race) for the promotion and preservation of the cultural heritage of different ethnic groups who are within the ambit of this Department along with existing festivals like Bhairwa Sangeet competition etc. The 27th State Bhawaiya Sangeet Competition has been held throughout the State. The amount released for Bhawaiya Sangeet Competition was Rs. 45.00 lakh. For Gambhira Festival Rs.3.75 lakh for Jhumur Festival Rs.8.00 lakh and for 151st Birth Anniversary of Thakur Panchanan Barma Rs.4.00 lakh amounts have been released. An amount of Rs.10.00 lakh has been released upto March 2016 for organizing prize giving ceremony of "Thakur Harichand Award". WBSC&STD&FC under BCW Department has organised various cultural events like Baul Festival (Total amount Rs. 12.00 lakh), Arts of Banga (Total amount Rs. 20.00 lakh) and Maryyada (Total amount Rs. 50 lakh). WBSC&STD&FC under BCW Department has also organized the programme for observance of the 124th Birth Anniversary of Dr. B.R. Ambedkar in Kolkata and in different district of West Bengal (Amount released-Rs. 8.00 lakh) and "Observance of Ambedkar Diwas" at Districts, Sub-division and Blocks (Amount released-Rs. 65.00 lakh). 400 Dhakis (Drummers of Bengal) pre-dominantly belonging to an ethnic group, have been engaged in 400 Blocks and Municipalities to disseminate the activities of this Department by beating their traditional drums at rural haats & various melas and an amount to the tune of Rs.183.2 lakh has been spent in connection with the payment of wages for the Dhakis.

The construction of Kabigaan Academy building at Bongaon, North 24 Parganas at a cost of about Rs. 2.36 crore has started to preserve, propagate and boost the important and age old ethnic culture.

Training: Like previous years, *Joint Entrance Training Programme* is currently running over 24 centres all over West Bengal and an amount to the tune of Rs.142.82 lakh has been paid to the "*Guidance Foundation*" for imparting training to the SC/ST students.

Mobile Health Care: A Mobile Health Clinic for generating health awareness and providing preventive health care in the remotely located SC dominated Villages of Bongaon Sub-Division has been launched on Pilot Basis. A suitable Mobile Van (TATA Winger AC) equipped with emergency facilities and capable of being used as a Mobile Dispensary is being used for the purpose. The automobile which is acting as the dispensary has been procured through with NSFDC Linked Term Loan and is given to a WBSCSTD&FC identified SC beneficiary who is letting it out on hire. Health care services are being provided by a contractual Doctor, one Health Assistant and one Nurse along with drafting of Voluntary services of local Doctors. A broad-based Project Implementation Committee under the stewardship of SDO, Bongaon has been constituted for the programme. This Pilot Project is now fully operational.

Approx. 12000 number of patients were treated in the financial Year 2015-16. The project can be replicated in the areas devoid of the health facility.

Krishi Shramik Kalyan Kendra (KSKK): KSKK is another pilot project aiming to address the major problems of backwardness among the Landless Agricultural labourers. The center is established at Mouza-Helencha, PS- Bagda, Dist.- North 24 Parganas. The Centre disseminates information and provides consultations on different issues related to welfare of SC/ST community belonging to BPL/DPL Category, especially for the agricultural labourers and small & marginal farmers. A database of identified families is being prepared, maintained and updated. About 680 numbers of beneficiaries were assisted in the financial Year 2015-16.

I-Library: The project aims at spreading computer literacy and skills in communicative English in order to empower the students for securing a gainful engagement. Coupled with this the centre also acts as an information gateway. The scheme has three components: 1) Info centre, 2) English Language Course and 3) Basic Computer Education

10 such centres are now functioning in North 24 parganas, Birbhum, Dakshin Dinajpur, Malda. Students are availing various e-enabled services free of cost from these centres.

Setting up of new schools: B.C.W. Department decided to construct 05 B.R.Ambedkar Residential School for the benefit of SC/ST/OBC/General Students in Jalpaiguri, North 24 Pgs., Dakshin Dinajpur, Purulia and Birbhum Districts. At present Finance Deptt. has accorded 'in principle' administrative approval for implementation of two B.R. Ambedkar Residential Schools in i) Bagdah, North 24 Pgs (for girls) and ii) Banarhat, Jalpaiguri (for girls) at a total estimated cost of Rs. 14,55,90,428/- only for each of the projects.

Reservation: Register of Appointments (ROA) maintained by different Department as a tool to enforce Reservation Act & Rules are checked and authenticated regularly. 673 cases were checked, authenticated and rectified in the 2016-17 fiscal (up to November, 2016). Special Awareness Programmes in districts as well as at the State-Level are being organized to appraise all concerned of the norms of reservation for its better implementation. The specific Acts and Rules of Reservation are made compulsory subjects in the training & inspectors of BCW & TW Department. Two volumes of Compendium of Government Orders and Circulars have been published during the period with updated information, from the Department orders in related field for wider awareness.

Implementation of Loan Schemes by WB SC & ST Development & Finance Corporation: For income generation, a sum of Rs.15467.07 lakh was utilised by 77490 beneficiaries. For infrastructure development (Hume pipe, culvert, link road, guard wall, small irrigation structure, community shade etc.) a sum of Rs.18.25 crore was spent for 28000 SC families. For Skill Development Training Programme, a sum of Rs.38.86 crore was spent.

Implementation of Provisions of Prevention of Atrocities Act (POA) and Protection of Civil Rights Act (PCR): These two Acts are for protection of SC communities against atrocities and untouchability. State, District and Sub-division Level Vigilance & Monitoring Committees have been reconstituted. Special Courts have been set up under POA Act and Special Public Prosecutors have been appointed. Workshop and seminars for increasing of awareness for proper implementation of the Acts are regularly

organized. Department is providing incentive to the couples for inter-caste marriages on a sharing basis, to encourage social amity. During the Financial Year 2016-17, an amount of Rs. 2.69 crore was released and 897 couples were benefitted for the said purpose (up to November, 2016). Though the State is never atrocity prone, however certain atrocity cases have been reported and the compensation to them have duly been released. In this fiscal, upto November, 49 cases have been reported and Rs.36.53 lakhs have been released as compensation to the victims.

Redressal of Grievances: The Department had revamped the Grievance Cell. A portal has been set up in the Departmental Website www.anagrasarkalyan.gov.in to receive grievances, complaints, and suggestions on-line. Disposal of such cases is also done on-line.

Constitution of different Development Boards: BCW Deptt. has constituted 7 Development Boards for different communities for which fund to the tune of Rs. 47.35 crore have been sanctioned.

13.16 Application of e-Governance: BCW Department has introduced e-enabled services for the issuance of Caste Certificates and disbursement of all types of Scholarship resulting in transparency, speedy disposal, easy access and increased coverage during last three years through Departmental Website www.anagrasarkalyan.gov.in . Department has introduced the following major online schemes.

- I. **ICM (Inter Caste Marriage):** Online application of incentives for Inter-Caste Marriage
- II. **OASIS (Online Application for Scholarship in Studies):** Online application for scholarship to SC, ST and OBC students in West Bengal
- III. Online Application for Education Loan (SC students)
- IV. **OSCAR :** Online Application for issuance of Caste Certificate
- V. Sabooj Sathi and Android app for Sabooj Sathi

All the above schemes and programmes are proposed to be continued in 2017-18 with an increase in budget provisions.

Up to November, 2016 this Department has been able to release more than 80 per cent of the Budgetary Allocation during the financial year 2016-17.

Minority Affairs

13.17 Introduction

Government of West Bengal has been astutely striving to maintain a multicultural society which comprises more than 29.21 per cent minority population encompassing a diversified religious portfolio like- Muslims, Christians, Buddhists, Sikhs, Parsees and Jains. Muslim population accounts for 92.47 per cent of total Minority Population (as per Census 2011). The Government has been playing a pivotal role in the overall policy, planning, coordination, evaluation and review of the development programmes for the benefit of Minority Community. Almost all the significant shortcomings cited by the Sachar Committee have been addressed during the past couple of years.

13.18 Initiatives for Educational Empowerment

Aliah University

During 2011-12, the present government allotted 20 acres of land and sanctioned Rs.257 crore for New Town Campus of Aliah University. An iconic Academic Building has already come-up and was inaugurated by Hon'ble Chief Minister on 11.11.2014, the National Education Day. The University is now fully functional and it is heartening to report that it has got *AICTE* approval.

Another Academic Building at Park Circus campus with financial sanction of Rs.75 crore has been completed and inaugurated by Hon'ble Chief Minister on 28.01.2016. Construction work has commenced for separate Hostels of Girls and Boys at New Town Campus of Aliah University involving an amount of Rs.115 crore too. Around 2100 students (Boys 1300 & Girls 800) will be benefited.

Employees' Housing Complex of the Aliah University is being constructed in the campus at New Town. The State Government has sanctioned Rs.70 crore.

The University with present courses like 4 year B-Tech Programme in major Engineering disciplines, Master Courses in Computer, Management & Law and Masters & Bachelor Courses in various subjects of Social & Natural Science etc. has already emerged as a source of great inspiration and has all the potential to lead the entire community in its journey through modern knowledge laced with scientific temper. B.Ed course has also commenced with the approval of *NCTE*.

Allama Iqbal Chair in Urdu Department has been instituted in Aliah University.

ITIs and Polytechnics

With a view to boosting up technical training and employability of youth, 39 ITIs and 8 Polytechnics (1 Up-gradation) are being set up in minority concentrated areas. With infrastructural support under MsDP all these will be maintained and run by Technical Education & Training Department. An amount of Rs.179.61 crore has been sanctioned.

Reservation in Government Sector & Higher Education

17 per cent reservation in State Government jobs for O.B.C. has been introduced. Since more than 97 per cent of Muslim population of the State has been recognised as O.B.C., this benefit of 17 per cent reservation in State Government jobs has been opened before the Muslim population of the State.

In Higher Education, 17 per cent reservation has been granted by the West Bengal State Higher Educational Institutional (Reservation in Education) Act, 2013 without curtailing the general category seats. During 2014-15 in P.G. level 6,055 and in U.G. level 67,132, total 73,187 new seats created making 10.6 per cent (numbering-59,612) of total student admission from O.B.C. category out of which 6.4 per cent (numbering-35,942) O.B.C.-A.

13.19 Financial & Administrative Assistance

Loans : Different types of Loans namely Term Loan, Micro Finance (*DLS*), Minority Women Empowerment Programme (*MWEP*), etc. are another important components of financial assistance & support. Loans amounting to Rs.900 crore have so far been provided to 4.99 lakh persons. Regarding disbursement of (i) Micro Credit & (ii) Term Loan schemes also our State ranks first in India as reported by the report of Ministry of Minority Affairs, Government of India.

Vocational / Skill Development Training : Vocational & Skill Development Training Programmes have been restructured following the Modular Employ ability Skill (*MES*) norms. Training Programme for around 60,000 youths during 2011-15 has been conducted.

Marketing Hubs : Construction work of 188 Marketing Hub (*Karmatirtha*) for enhancing marketing facilities for Artisans & Cultivator and improving self employment opportunity for Minority youths and *SHG* members have been taken up in Minority Concentrated Areas. Most of these will be operational within this calendar year. For this the fund sanctioned is Rs.499 crore and so far Rs.231 crore has been released. Till now 25 Marketing Hubs have become operational.

Multi-sectoral Development Programme (MsDP): This programme aims at addressing the development deficits in infrastructures especially relating to education, health, housing, drinking water etc. and is currently in vogue in 151 Minority Concentrated Blocks. Under MsDP, with 11th & 12th Plan taken together, Rs.2168.06 crore has been released. We also stand first in respect of withdrawal and utilisation of *MsDP* fund during 12th Plan period as projected by the Ministry of Minority Affairs, Government of India in their website.

Integrated Minority Development Program (IMDP) : With a view to extend developmental works in non-MsDP districts, this scheme has been introduced in seven districts. During the last four years works similar to *MsDP* has been taken up involving Rs.194 crore. All Districts will now have an exclusive District Officer on Minority Affairs to look after and co-ordinate all the schemes of the Department. This will ensure focussed approach for the inclusive development.

13.20 Infrastructural Development for Promoting Minority Welfare

i) ***Housing for Poor*** : Providing shelter to the poor is another priority area for ensuring improvement in quality of life. An amount of Rs.1200 crore has been sanctioned for construction of 1,30,537 units of

Housing under Geetanjali Housing Scheme, Housing for destitute minority women rehabilitation programme, IAY under Special BRGF and IAY under MsDP, IMDP programmes etc.

ii) **Boundary wall for Graveyards** : Protection of the public graveyards and safeguarding the same from encroachment and defilition was taken up. A total of 3219 boundary walls have been taken up. Total release is around Rs.231 crore.

iii) **Minority Bhawan** : 20 Minority Bhawans, one in each district including Kolkata was taken up to ensure easy access for the minorities by providing a single window facility for all programmes and schemes of the Government. Till now 19 such Bhawans have started functioning in the districts of North 24 Parganas, Murshidabad, Birbhum, Dakshin Dinajpur, Bankura, Darjeeling, Jalpaiguri, Coochbehar, Uttar Dinajpur, Nadia, Howrah, Purulia, Paschim Medinipur, Purba Medinipur, Hooghly, Burdwan, South 24 Parganas, Malda & Kolkata. Fund allotted for the construction of Minority Bhawans is Rs.21.25 crore.

iv) **Third Haj House** : Five acres of land has been allotted for construction of third Haj House at Rajarhat, New Town. The state of art new Haj House named Madinatul Hujjaj has been inaugurated by the Hon'ble Chief Minister on 28.01.2016. The project cost is Rs.100 crore. During last five years 58,790 Haj Pilgrims performed Haj Pilgrimage. Government has facilitated the programme right from obtaining passport upto return journey from the Holy Mecca. A Haj House cum Girls Hostel is coming up at Khaikhali, Kolkata, Rs 14.54 Crore has been already been allotted by the State Government for this purpose.

A Haj House Community Centre is being setup at Dilkusha Street, Kolkata at an estimated cost of Rs.2.34 crore. This centre also has a Hundred bedded Hostel apart from other facilities.

13.21 Forthcoming Projects

- I. An Annexe Building of the A.P. Department of Calcutta Madrasah at 21, Hazi Md. Mohsin Square, Kolkata is being constructed at project cost of Rs.5.86 crore. It will benefit 750 Minority Students. The foundation stone was laid by Hon'ble Chief Minister on 26.02.2016.
- II. An English Medium KMC School at Ripon Square, Ward No.62, Kolkata is being constructed at project cost of Rs.2.24 crore It will benefit 500 Minority Students. The foundation stone was laid by Hon'ble Chief Minister on 26.02.2016.
- III. An Haji Raisuddin KMCP School (Annexe Building) at R-22, Masjid Talab Lane, Kolkata is being constructed at project cost of Rs.2.35 crore It will benefit 500 Minority Students. The foundation stone was laid by Hon'ble Chief Minister on 26.02.2016.

13.22 Encouraging Ancient Literature: Promotion of Urdu Language & Literature through the Activities of Urdu Academy

- I. The West Bengal Official Language (Amendment) Act, 2012 has come into force from December 2012. Urdu has been given status of official Language in areas having more than 10 per cent Urdu speaking population. The legislation has in effect redressed the long pending demand of Urdu speaking people to interact in their mother tongue with the Government offices.

- II. People who are resident of West Bengal and whose mother tongue is Urdu have been notified as Linguistic Minorities in West Bengal.
- III. Keeping in conformity with the enhancement of budgetary allocation of the Department that of Urdu Academy has been enhanced about 5 times compared to 2010-11.
- IV. Suitable Land has been identified at Asansol and Islampur for Construction of Branch Office of Urdu Academy. Work has also started at Islampur, Uttar Dinajpur. Rs.11 crore has been allotted for this purpose by the State Government.
- V. A new Women College under the Higher Education Department funded by *MA & ME* Department has been established. It has been built at a cost of Rs.13.49 crore.

13.23 Budget Provision & Utilisation

One of the most crucial aspects of successful implementation of all the above programmes is adequate budgetary provision and its proper utilisation. The budget provision has got a quantum jump from Rs.472 crore in 2010-11 to Rs.2,383 crore (more than 5 times) in 2015-16. Budget for 2016-17 is Rs.3113 crore which includes Plan Budget of Rs.2500 crore.

Total fund handled by MA & ME Department during 2016-17 is appended below :

Sl. No.	Item	Amount (Rs. in crore)
1.	Core Budget	1165.00
2.	Loan	280.00
3.	Multi sectoral Development Programme	1055.00
TOTAL		2500.00



Chapter 14

Urban Development

Urban Development and Municipal Affairs

Urban Development and Municipal Affairs

Urban Development

14.1 Introduction

Urban Development & Municipal Affairs Department works with the vision to achieve inclusive and planned Urban Growth and to make our cities and towns better places to live work and innovate.

14.2 Background / Context

Government of West Bengal has a definite urban planning for the promotion of urban development, expansion of urbanization for making the area clean and green and affording basic modern amenities to residents for their use and better living.

This Department, Government of West Bengal deals with the Development and use of land, Protection and use of the environment including air, water and infrastructure passing into and out of urban area such as transportation, communication and distribution network, and designing settlement from the smaller to largest centre/cities.

UD & MA Department is facilitating urban development and employment generation through release of planned fund from budgetary provision for implementation of schemes / projects by its Developmental authorities, statutory bodies.

14.3 Executing Agencies

15 Development Authorities, Statutory Bodies and project (Mission) are currently functioning for providing a better and sustainable living environment in all the urban centers through adequate provision of urban infrastructure and services, not only limited to creation of physical infrastructure but also provision of health facilities and employment opportunities, namely

1. Kolkata Metropolitan Development Authority (*KMDA*),
2. Asansol Durgapur Development Authority (*ADDA*),
3. Haldia Development Authority (*HDA*),
4. Siliguri Jalpaiguri Development Authority (*SJDA*),
5. New Town Kolkata Development Authority (*NKDA*),
6. Burdwan Development Authority (*BDA*),
7. Tarapith Rampurhat Development Authority (*TRDA*),
8. Jaigaon Development Authority (*JDA*),
9. Midnapore Kharagpur Development Authority (*MKDA*),
10. Sriniketan Santiniketan Development Authority (*SSDA*),
11. Digha Sankarpur Development Authority (*DSDA*),
12. Gangasagar Bakkhali Dev. Authority (*GBDA*)
13. Bakreswar Development Authority (*BKDA*),
14. Patharchapuri Development Authority (*PDA*),
15. Furfura Sharief Development Authority (*FSDA*),
16. *WBHIDCO* (Govt. owned Company),
17. Kolkata Improvement Trust (*KIT*),
18. Howrah Improvement Trust (*HIT*) and
19. Namami Gange Mission.

14.4 Major Activities

Development of Urban Infrastructure and Governance (UIG) under Jawaharlal Nehru National Urban Renewal Mission (JnNURM)

The major Urban Infrastructure initiatives in the State during the period 2016-17

Project Name	Implementing Agency	Date of Commissioning	Sanctioned Project Cost(Rs. in crore)
Construction of fly over at eastern railway main line along with approach road, Chandannagar	KMDA	Sep-16	32.57

Basic Services for Urban Poor (BSUP) under JnNURM

- I. Ministry of Housing & Urban Poverty Alleviation, Government of India commenced BSUP project under Jawaharlal Nehru National Urban Renewal Mission in the year 2005. Till date there are 106 projects were sanctioned in West Bengal under BSUP project. In Kolkata Metropolitan area & in Asansol Urban Agglomeration those projects are being implemented by 5 Corporations & 37 Municipalities.
- II. Total Rs. 3273.97 crore approved to implement 122870 dwelling units & proportionate infrastructure work for BSUP project in West Bengal. Out of this Government of India approved Rs. 1602.71 crore & remaining amount provide by the State Government, Kolkata Metropolitan Development Authority (K.M.D.A) as State Level Nodal Agency, Concerned Urban Local Bodies & the beneficiaries.
- III. Total 114200 dwelling units were completed & 8977 dwelling units are work in progress condition up to 30th November, 2016.

Developmental work in Newtown by WBHIDCO

- a. Eastern India's Largest Convention Center is coming up in Kolkata. Its main feature are
 - I. 55m or 18 story tall, the huge centre is spread over 4.57 lakh sq. ft. with one extra large Conference Hall with 3,000 capacity and 2 smaller halls with 376 capacity each.
 - II. Total capacity 7000
 - III. In same campus, there is a 100 key hotel as annex
 - IV. Exhibition hall to hold international standard exhibitions.
 - V. Close to eco-park with huge ground available for exposition
 - VI. Multi-level Car Parking
 - VII. This will make Kolkata a destination for International Convention Centre from March 2017. Reservations are pouring in already.
- b. Eastern India's only Financial and Legal service hub is coming up in Kolkata
 - I. 22 Financial Institutions have taken plots in the hub,
 - II. This will make a strong cluster of Financial Institutions. Additional plots are available. A Legal Hub is also coming up,

- III. With these entrants within 3 years of inauguration, this is the fastest growing financial hub in India.
- c. A new glittering Business and Arbitration Centre, with consultation rooms, conference rooms, work stations, free Wi-Fi and video conference facility has started operating recently in Kolkata for facilitating business, board meetings, sales meet, interviews, arbitration proceedings and training. There is a library, reception and canteen too.

Table No.14.1
Implementation of major schemes under Namami Gange Mission.

Sl. No.	Scheme	Project Name	Project Cost (Rs. in crore)	Current Status
1	Interception & Diversion (I&D)	Pollution Abatement of Beliaghata Circular Canal	10.23	Projects completed
2	River Front Development (RFD)	RFD at Kolkata	13.96	
3	River Front Development (RFD)	RFD at Bansberia	12.12	
4	Crematoria (CRE)	Construction of CRE at Howrah	5.00	
5		Upgradation of Nimtala Burning Ghat	14.00	
6		Resuscitation of Chetla Boat Canal	8.83	
7	River Front Development (RFD)	RFD at Serampore	4.07	
8		RFD at Khardah	3.56	
9		RFD at Naihati	11.59	
10		RFD at Chandannagar	4.94	
11		RFD at Howrah	9.00	
12		RFD at Baidyabati	5.05	
13		RFD at Rishra	3.44	
14		RFD at Panihati	12.76	
15		RFD at Kamarhati	13.72	
16		RFD at Bally	5.32	
17		RFD at Titagarh	1.87	
18		RFD & CRE at Maheshtala	9.58	
19		RFD at North Barrackpore	6.66	
20		RFD at Konnagar	5.91	
21		RFD & CRE at Hooghly-Chinsurah	13.08	
22		RFD & CRE at Halisahar	14.66	
23		RFD at Budge-Budge	5.39	
24	RFD at Uttarpara-Kotrung	9.65		

Sl. No.	Scheme	Project Name	Project Cost (Rs. in crore)	Current Status
25	Sewerage Treatment Plan under Non-Externally Aided Projects (Non-EAP)	Sewerage System & STP at Gayeshpur	150.3	On-going
26		Sewerage System & STP at Kalyani	121.10	
27		Sewerage System & STP at Bhatpara	332.05	
28	Sewerage Treatment Plan under Externally Aided Projects (EAP)	Sewerage System and STP at Halisahar	275.29	
29		Sewerage System and STP at Budge Budge	190.09	
30		Sewerage System and STP at Barrackpore	266.609	
31	Ghat at GARULIA	Construction of Railway Sliding Ghat	0.725	On-going projects implementing Agency : Engineering Projects (India) Ltd (EPIL)
32		Renovation of Ratneswar Burning Ghat	0.77	
33		Renovation of Kangli Ghat	0.738	
34		Renovation of Thakurbari Ghat (1 to 4)	1.463	
35		Renovation of Rashiklal Dhar Road Ghat	0.826	
36		Renovation of Babu Ghat - Ferry Ghat & Colony Ghat	1.091	
37		Renovation of Girish Ghat	0.908	
38		Renovation of Sidheswary Ghat	1.075	
39		Renovation of Kalyanpally Ghat (1 & 2)	1.826	
40		Renovation of Old Burning Ghat	0.806	
41		Renovation of Jaliapara Road Ghat (North & South)	1.398	
42	Crematoria at GARULIA	Ratneshwar Burning Ghat - One New Construction & One Repair and renovation of existing one	3.139	
43	Crematoria at BHATPARA	Athpur Burning Ghat - New Construction	3.728	
44		Mukhtarpur Burning Ghat - Renovation of existing ghat		
45	Crematoria at NAIHATI	RAM ghat Crematorium - One new Construction and One renovation required.	2.525	
Total (Rs. in Crore)			1560.85	

Source : Department of Urban Development and Municipal Affairs.

14.5 Contribution of Private Sector

22 Financial Institutions like State Bank of India , Bank of India, Allahabad Bank, Bank of Baroda, Corporation Bank, Canara Bank, Punjab National Bank, Syndicate Bank, Karnataka Bank Ltd, Union Bank, Indian Bank, Andhra Bank, Vijaya Bank, United Bank of India, Shriram Credit, Bandhan Bank and UCO Bank and National Insurance, Directorate of Revenue Intelligence , West Bengal Industrial

Development Finance Corporation – *WBIDFC*, The Institute of Chartered Accountants of India – *ICAI*, West Bengal Financial Corporation – *WBFC* have taken plots in the Financial and legal hub.

Land allotted in health sector to prestigious organizations like Chittaranjan National Cancer Hospital, Tata Memorial Centre – Cancer Hospital, Sankara Netralaya, OHIO Hospital, Global Hospital for organ transplant, Belle Vue Hospital, AMRI Hospital, EKO X-ray, Park Hospital, DISHA Eye Care. IIT Kharagpur, Presidency University, St. Xaviers College 2nd Campus, Ritnand Balved Education Trust (AMITY University), ALIAH University, Delhi Public School, New Town have been allotted land for expanding their educational institutions.

Central Govt. Institutions like BHABA Atomic Research Centre, Institute of Chartered Accountants, Institute of Company Secretaries, Ministry of Corporate Affairs, Ministry of External Affairs (Regional Passport Office), National Security Guard, Coast Guard, DRDO also establishes their offices in Bengal. SREI Infrastructure (Weston Hotels), NOVOTEL Hotels, SWISSOTEL, TCS, WIPRO and SEZ like DLF – II, UNITECH have started operating in Bengal.

14.6 Application of e-Governance

- I. At present the urban development department is providing the following e-Governance services:-
- II. File-tracking system successfully running for inter-departmental transfer of various files of the department.
- III. Biometric attendance of all the officials of the department.
- IV. Online Land Use & Compatibility Certificate (LUCC) by SJDA.
- V. The following services are expected to be operative in this financial year:-
- VI. Online sanction of water connection for ADDA, HDA, SJDA, KMW&SA, proposed to be implemented within 31.12.2016.
- VII. Online sanction of building plan of specified areas for KMDA & NKDA proposed to be implemented within 31.12.2016. Online service of filing of statement under Urban Land Ceiling & Regulation Act, 1976.
- VIII. Online service of issuance of no objection certificate (NOC) by the competent authorities under Urban Land Ceiling & Regulation Act, 1976.
- IX. Online development permission portal for development authorities is being developed by NIC. The service will be started initially with BDA and ADDA, later it will be extended to all other development authorities.

14.7 Other important Activities

New Initiatives and Policies : It has been perceived that the first and foremost need would be to create an environment that would attract investments in urban sector, especially from organized private sector entities including private equity firms. The priority has been given to facilitating ease of doing business in the State. Moreover, for a healthy and sustained growth of the real estate industry, the need was felt to provide certain incentives through suitable amendments of the existing rules pertaining to both township development and building regulations.

Some of the major initiatives are noted below:

- i. The Township Rules have been notified. The rules provide for ear-marking of 25% of gross land area for thematic development with focus on generation of income and employment. 25% of the total no. of dwelling units will be earmarked for EWS. For development of theme based townships, the land which is already under the possession of the State Government has been proposed to be developed with a view to facilitating private sector participation. The bid conditions have been suitably amended to make the development more attractive to private developers.
- ii. Several policy measures have been taken, in consultation with stakeholders, to facilitate ease of sanction and to give respite to bottlenecks being faced by the industry. For instance, township development clearances have been introduced.
- iii. Green City Mission launched by Govt. of West Bengal for all cities of the State to make it future-proof, talent friendly, investment oriented through adopting sustainable, resilient, environment friendly, livable, energy positive, IT friendly and safe programmes
- iv. With a view to encourage construction of green buildings, not only additional FAR has been provided but also operational rules have been notified.

Table No. 14.2
Budget provision and Expenditure 2014-15 to 2016-17 (up to 29.12.2016)

(Rs. in crore)

Financial Year	Plan		Non Plan		Total Revised Estimate	Total Expenditure
	Revised Estimate	Expenditure	Revised Estimate	Expenditure		
2014-15	1690.00	1205.30	348.10	315.03	2038.09	1520.33
2015-16	2285.36	1678.28	372.30	358.99	2657.66	2037.27
2016-17	2915.80	674.95	539.35	299.90	2949.49	974.86

Source : Department of Urban Development and Municipal Affairs.

Municipal Affairs

14.8 Introduction

The urbanization index for West Bengal is 31.8 per cent, which is higher than the national average and this 31.8 per cent urban population lives in only 3 per cent of the land of the State. Presently, there are 125 Urban Local Bodies (*ULB*) in the state of West Bengal, comprising of 7 Municipal Corporations, 115 Municipalities and 3 Notified Area Authorities. Besides, to promote industrial growth, there are 3 Industrial Townships also. In order to overcome the challenge posed by rapid urbanisation and to provide the citizens with basic civic service and to achieve the targets set up under Millenium Development Goal, Government of West Bengal has envisaged.

To create cities of West Bengal

- I. With dynamic, transparent, citizen friendly and responsive municipal system having efficient service delivery mechanism.
- II. That cater to welfare and uplift of daily living especially of the urban poor.
- III. That are green, beautiful and clean.

Development Objective

The following development objectives have been identified :

- I. Improvement in delivery of civic services, particularly in water supply, with a target to cover majority towns with piped and treated water supply.
- II. To provide all the urban households with Toilets.
- III. To create a clean environment in the cities by way of daily lifting of garbage and well developed scientific Solid Waste Management and substantially reducing waste generation through prevention reduction, recycling and reuse.
- IV. To ensure access for all towards safe and affordable housing, particularly to every economically weaker section of urban household as well as up-gradation of slums.
- V. Urban Beautification by way of dvelopment of physical infrastructure with ornamental street lighting & creating more Green Space and preservation of water bodies and barricating the vacant space for plantation and hedging including road side land.
- VI. Improvement of roads for smooth transportation & traffic management in all the towns.
- VII. To construct adequate no. of night shelters in major towns to provide shelter to the homeless.
- VIII. To prepare GIS based Master Plan for Cities with more than one lakh population.
- IX. To develop a robust e-Governance mechanism so as to make municipal service delivery at doorstep.

14.9 Major Activities / Approach & Thrust Areas

- I. Balanced development in a planned manner
- II. Integrated development of semi-urban areas
- III. Development of physical as well as social infrastructure
- IV. Holistic and inclusive development addressing the concerns of urban poor- shelter, health, education, livelihood improvement etc.
- V. Improved municipal governance to ensure sustainable growth and development
- VI. Strengthening financial health of the ULBs – fiscal discipline, transparency and accountability.
- VII. Creation of employment opportunity for the unemployed persons
- VIII. Achievement under State Plan & Centrally Sponsored Schemes.

14.10 Trend of development during last 5 years

Municipal Affairs Department has taken various initiatives for beautification and modernizing all the towns of the State in phases. A number of programmes have been taken up for development of civic infrastructure and services like supply of drinking water, drainage and sewerage, education, roads, solid waste removal etc. and focus has been laid to provide potable water to the major towns and also towards improvement of daily living of urban poor.

Infra-Structure Development Initiative

- I. JNNURM
 - a. UIDSSMT (Urban Infrastructure Development Scheme for Small and Medium Towns) - 41 Non-Mission ULBs
 - b. IHSDP (Integrated Housing and Slum Development Programme)- 80 Non-Mission ULBs
- II. Atal Mission for Rejuvenation & Urban Transformation (**AMRUT**) – Available to 55 ULBs having more than 1 lakh population excluding Jangipur.
- III. Nijo Griho / Housing for All (**Urban**) – Available to all ULBs.
- IV. 3rd State Finance Commission Grants – Available to all ULBs.
- V. 13th / 14th Finance Commission Grants – Available to all ULBs.
- VI. Development of Municipal Areas – Available to all ULBs subject to submission of vetted estimates.
- VII. Water Supply Schemes for ULBs – Available to ULBs to meet up critical gaps and new water supply projects.
- VIII. Basic Minimum Services – Available to all ULBs subject to submission of vetted estimates.
- IX. Purchase of Land for Implementation of Development Schemes

- X. **Housing for Urban Poor** – Available to uncovered poor in all ULBs
- XI. **Externally Aided Project** –
 - a. Kolkata Environmental Improvement Project (*KEIP*)
 - b. Kolkata Environmental Improvement Investment Programme (*KEIIP*)
- XII. **Piped Water Supply Scheme under Special BRGF** – 6 towns covered.

Socio-Economic Development Initiatives

- I. **Swarna Jayanti Sahari Rozgar Yojana** – Available to all ULBs.
- II. **National Urban Livelihoods Mission** – All Towns have been covered under DAY-NULM w.e.f. 01.04.2016.
- III. **West Bengal Urban Employment Scheme** – Available to all ULBs.
- IV. **Nirmal Bangla Abhiyan**– Available to all ULBs.
- V. **National Social Assistance Programme** – Available to all ULBs.
 - a. Indira Gandhi National Old Age Pension Scheme
 - b. Indira Gandhi National Disability Pension Scheme
 - c. Indira Gandhi National Widow Pension Scheme
 - d. National Family Benefit Scheme
- VI. **Urban Health Care Programmes** – Available to all ULBs (50 funded by Municipal Affairs Deptt. & rest 75 by Deptt. of Health & Family Welfare).
- VII. **Janani Suraksha Yojana** – Available to all ULBs.
- VIII. **Sishu Suraksha Prakalpa** – Available to 67 ULBs.
- IX. **National Urban Health Mission** – Available to 88 ULBs (having population 50,000 & above).

14.11 Core Sector

Major Schemes under Core Sector

Water Supply Schemes for ULBs Including Spot Source for Dry and Arid Region

- I. Water Supply schemes of 15 more small and medium towns could be sanctioned over and above the overall allocation for the State of West Bengal under the sub-mission of UIDSSMT since 2011-12. Out of 37 schemes sanctioned, so far 28 water supply schemes have been completed.
- II. Under Special BRGF Grant, out of 6 towns sanctioned, so far Water Supply schemes of 4 towns viz. Purulia, Raghunathpur, Sonamukhi & Bishnupur have been completed.
- III. Under “Water Supply Scheme of ULBs”, a total of Rs. 264.63 crore has been released during the last 5 years to the ULBs to meet up the cost of augmentation of piped water supply networks as well as additional work of water supply. For the year 2016-17, the budgetary provision is Rs. 50 crore out of which a sum of Rs. 37.46 crore has been released so far.
- IV. Besides, under Spot Source head , a total of Rs. 136.71 crore has been released to the ULBs for sinking/re-sinking of tube wells in urban area during the last 5 years. For the year 2016-17, the budgetary provision is Rs. 25 crore out of which a sum of Rs. 18.73 crore has been released so far.

Development of Municipal Areas And Corporations

- I. A total of Rs. 1451.66 crore has been released to the ULBs during the last 5 years for construction / development / repairing of municipal roads along with construction of market complex, auditorium, crematorium etc. within the respective jurisdiction of the ULBs. For the year 2016-17, the budgetary provision is Rs. 450 crore out of which a sum of Rs. 331.47 crore has been released so far against vetted estimates.
- II. For urban beautification, Trident Lights and High Mast Lights have been installed at major places in almost all important towns out of this fund.

Basic Minimum Services

A total of Rs. 284.06 crore has been released to the ULBs during the last 5 years for construction / repairing of municipal drains along with construction of culvert, guardwall etc. within the respective jurisdiction of the ULBs. Besides, this fund has also been used for providing action for prevention of vector borne diseases in urban areas. For the year 2016-17, the budgetary provision is Rs. 100 crore out of which a sum of Rs. 95.69 crore has been released so far against vetted estimates.

West Bengal Urban Employment Scheme

- I. All the ULBs are provided fund for employment generation as well as improvement and maintenance of civic infrastructure in urban areas by direct engagement of urban unemployed persons without involvement of contractors under this Programme.
- II. A total of Rs. 1022.62 crore has been released to the ULBs during the last 5 years. For the year 2016-17, the budgetary provision is Rs. 225 crore out of which a sum of Rs. 168.54 crore has been released so far.
- III. A total of 4.35 crore mandays has been generated in various ULBs from 2011-12 to 2015-16 under this scheme.

Construction / Redevelopment of Housing of Urban Poor

- I. Funds under this scheme cater to the urban poor who have not been covered under BSUP / IHSDP scheme. For each new construction, Rs. 2.29 lakh is sanctioned w.e.f. 01.02.2014. It has helped the State Govt. to achieve the target to provide affordable housing for all.
- II. So far, 10,852 new construction has been sanctioned and out of that 5,889 houses has been constructed.

Different Urban Health Programmes : Shown below in the Table No. 14.3.

Table No.14.3
Different Urban Health Programmes

Sl. No.	Project	Project Assisted by	Duration of Project	Population covered	No. of ULBs covered
1.	CUDP – III	MA Deptt.	1985-86 to 1991-92	16 lakh in KMA ULBs	41 (O&M phase)
2.	IPP- VIII	MA Deptt.	1993-94 to 2002	38 lakh in KMA ULBs	
3.	CSIP	MA Deptt.	1992-93 to 1997-98	2.85 lakh in KMA ULBs	
4.	IPP-VIII (Extn.)	MA Deptt.	2000 to 2002	8.30 lakh in Non-KMA ULBs	10 (O&M phase)
5.	R.C.H. Sub-Project, Asansol	MA Deptt.	1997-98 to 2003-04	2.53 lakh in Non-KMA ULBs	1 (O&M phase)
6.	HHW Scheme	Health & Family Welfare Deptt.	Feb, 2004 (continuing)	2.86 lakh in Non-KMA ULBs	11
7.	Community Based Primary Health Care Services	Health & Family Welfare Deptt.	Feb, 2006 (continuing)	11.23 lakh in Non-KMA ULBs	63
8.	Urban RCH	Health & Family Welfare Deptt.	Aug, 2012 (subsumed under NUHM w.e.f. 01.04.2015)	1.19 crore	99
9.	National Urban Health Mission (NUHM)	Health & Family Welfare Deptt.	Started w.e.f. 2014-15 in phases	2 crore (approx.)	88

Source: Department of Municipal Affairs

- I. After cessation of external funding support, all the programmes are continued and maintained by the State Govt. In order to simplify the release process, a uniform nomenclature for the projects noted at Sl. No. 1–5 has been made i.e. "*Urban Primary Health Care Services*" for 50 ULBs funds for which fund is being released from the budgetary head of Municipal Affairs Deptt.
- II. Urban RCH Programme funded by Health & Family Welfare Deptt. in 99 Municipalities has been subsumed under National Urban Health Mission (NUHM) w.e.f. April, 2015. To strengthen existing urban health services, NUHM is being implemented in 88 ULBs (having population 50,000 &

above). Both preventive & curative services are being provided through Urban Primary Health Centre (*U-PHC*). U-PHC is functional for a population of 50,000 to 60,000 including slum population of 25,000 to 30,000 (approx). U-CHCs would be set up in cities with a population of above 5 lakhs, wherever required, to provide in-patient services. Rogi Kalyan Samiti (*RKS*) will be in place for each of U-PHC & U-CHC and Mahila Arogya Samiti (*MAS*) will be formed for every 500 Slum Population. Health & Family Welfare Deptt. has finalized modalities regarding fund flow to ULBs under NUHM

Health Facilities sanctioned for 7 Municipal Corporations and 81 Municipalities under NUHM are as under :

No. of ULBs	Health Facilities			
	U-PHC	U-CHC	RKS	MAS
88	456	2	456	11721

Source: Department of Municipal Affairs

14.12 Grants to Local Bodies

Third State Finance Commission's Fund

- I. The recommendations of the 3rd SFC have been operationalized from 2010-11 after cessation of the 2nd SFC.
- II. A total of Rs. 908.93 crore has been released to the ULBs during the last 5 years on the basis of utilization of fund released earlier and with the concurrence of the Finance Deptt. During the year 2016-17, a total sum of Rs. 140.89 crore has been released so far.

Thirteenth Finance Commission's Fund

- I. The tenure of the 13th FC was from 2010-11 to 2014-15.
- II. Total Allocations for the ULBs of West Bengal for the 13th FC period is Rs. 1615.50 crore.
- III. The grants for the ULBs have two components i.e., General Basic Grant Component and General Performance Grant Component.
- IV. This Deptt. received Performance Grants of Rs. 126.29 crore for 2012-13.
- V. A total of Rs. 711.96 crore has been received from the Govt. of India under this scheme during the period from 2011-12 to 2014-15 and released to the ULBs.

Fourteenth Finance Commission's Fund

- I. The tenure of the 14th FC is from 2015-16 to 2019-20. Total Allocation for the ULBs of West Bengal for the 14th FC Period is Rs. 6639.76 crore.
- II. The grants for the ULBs have two components i.e., General Basic Grant Component and General Performance Grant Component.

- III. This Deptt. has already released both the Installments of Basic Grant for 2015-16 received from the Govt. of India to the ULBs.
- IV. Performance Grant for 2016-17 on the basis of marks obtained by the ULBs under different reform criteria has been submitted to the Govt. of India as per direction.
- V. 1st Installment of Basic Grant for 2016-17 amounting to Rs. 441.16 crore received from Govt. of India recently has been released to the ULBs.

14.13 Externally Aided Project (EAP)

Kolkata Environmental Improvement Project (KEIP)

- I. For the purpose of improvement of drainage system and development of underground sewerage system in the added areas of Kolkata Municipal Corporation (*KMC*) and for the purpose of slum development and reconstruction / re-excavation of parks and water bodies in selected 85 wards within *KMC* area, this project was taken up with the assistance from the Asian Development Bank (*ADB*) and Department for International Development (*DFID*) in 2002. Total project cost is Rs. 1806 crore which includes supplementary loan of Rs. 511 crore, the *ADB* loan amount is Rs. 1485 crore, the *DFID* assistance is Rs. 193 crore and State's contribution is Rs. 315 crore.
- II. ***Sewerage and Drainage Improvement*** – Construction of 378 km. of S&D Network, augmentation of 3 existing sewage treatment facilities, construction of 20 new pumping stations and augmentation of 22 existing pumping stations and rehabilitation of 14 no. of water bodies and provision of 46,145 House Drainage connections achieving full coverage on project areas.
- III. ***Solid Waste Management*** – Substantial waste collection and procurement of disposal equipment for use of *KMC*.
- IV. ***Slum Improvement Programme*** – Construction of 565 stand posts, 700 community toilets, 280 bathing spaces, 28 km. of drains and 1,78,000 square metres of public space work achieving full target.
- V. ***Canal Improvement & Resettlement*** – Desilting of 130.8 km. (approx.) of canals, lining of 21 km. of canals, construction of 52 bridges over canals and resettlement of 2,880 affected householders.
- VI. The project has come to an end on 30.06.2013.

Kolkata Environmental Improvement Investment Programme (KEIIP)

Kolkata Environment Improvement Investment Program (*KEIIP*) is a joint endeavour of the Asian Development Bank (*ADB*) and the Kolkata Municipal Corporation (*KMC*). *ADB* approved the provision of loans under a multi-tranche financing facility (*MFF*) for *KEIIP* for an aggregate amount not to exceed \$400 million. The entire works under *KEIIP* will be implemented by distributing them into 3 Tranches. Works under Tranche 1 are under implementation. Implementation of works under Tranche - 2 is going to be started shortly. Planning and Design of the works under Tranche - 3 Loan will commence soon.

Tranche-1 (KEIIP)

In tranche-1, total budget is 140 million USD. A total number of 9 packages are going to be executed. The works are mainly divided into two components.

Under *Water Supply* component, following works have been undertaken

- I. Water Loss Management in ward 1 to 6 (Laying of pipe lines – 153 km.)
- II. Laying of Transmission Main from Garden Reach WTP to James Long Sarani -5 km.
- III. Replacement of Pumps, Motor, Valve at Palta & Garden Reach water Works & Tala pumping station.
- IV. Construction of new Water Treatment Plant of 91 MLD capacity at Palta water works
- V. Renovation of Jetty at Palta & Garden Reach Water works.

Under *S&D* component, following works have been undertaken :

- I. Laying of trunk pipe lines – 38 km. (approx.)
- II. Construction of pumping station – 3 number
- III. Augmentation of Airport Road Cultural Field Pumping station.

One of the major initiatives, taken up under the Tranche -1, apart from reduction of water loss in the selected area, is using Micro-tunnelling for laying large diameter water supply and sewer lines.

Project Agreement & Loan Agreement for Tranche - 2 of KEIIP (3413-IND) have been signed on 21.11.2016. Total budgetary provision under Tranche - 2 is 286 million USD.

14.14 Centrally Sponsored Scheme

JNNURM - Integrated Housing And Slum Development Programme (IHSDP)

- I. So far, out of 52,591 no. of sanctioned units, fully completed no. of Dwelling Units is 48,404 and work of 3293 no. of Dwelling Units is in progress.

JNNURM - Urban Infrastructure Development Scheme for Small and Medium Towns (UIDSSMT)

- I. Water supply schemes of 15 more small and medium towns could be sanctioned over and above the overall allocation for the State of West Bengal under the sub-mission of UIDSSMT since 2011-12.
- II. Out of the 41 projects sanctioned under this scheme, 37 projects relate to drinking water supply while 2 relate to drainage, one relates to sewerage and another relates to construction of by-pass road to improve connectivity.
- III. So far, Rs. 887.19 crore has been released to ULBs out of which Rs. 813.48 crore has been utilized (91.69%).
- IV. So far, 32 schemes have been completed.

Swarna Jayanti Sahari Rozgar Yojana (SJSRY)

This major urban poverty alleviation scheme of Govt. of India catering to the livelihood needs of Below Poverty Line (BPL) urban population has been replaced by Govt. of India with National Urban Livelihoods Mission w.e.f. April, 2014.

Table No.14.4
Performance under SJSRY (Cumulative)

(Position as on 31.03.2014)

1.	Date of commencement	01.12.1997
2.	No. of Community Development Society (CDS) formed	302
3.	No. of Neighbourhood Committees (NHCs) formed	3696
4.	No. of Neighbourhood Groups (NHGs) formed	39478
5.	Govt. of India fund received	Rs.33612.13 lakh
6.	State share received	Rs.11681.32 lakh
7.	Total fund received under SJSRY	Rs.45293.45 lakh
8.	Total no. of Thrift & Credit Groups (TCG) formed	39293 groups
9.	Total No. of groups in receipt of Revolving Fund	24136 groups
10.	Total No. of USEP Bank Loans (Micro enterprises)	126003 cases
11.	Total No. of USEP Bank Loans (Micro enterprises)	59377 cases
12.	Total No. of DWCUA/ UWSP Groups formed	7855 groups
13.	Total No. of DWCUA/ UWSP Groups credit-linked	6006 groups
14.	No. of persons approved Skill Training since inception	216739 persons

Source: Department of Municipal Affairs

National Urban Livelihoods Mission (NULM)

NULM is a major flagship Urban Poverty Alleviation Programme and has replaced the erstwhile Swarna Jayanti Sahari Rozgar Yojana (SJSRY) programme. It is being implemented in the State from 01.04.2014 onwards.

Table No.14.5
Physical Achievement under NULM (Cumulative)

Components under NULM		Since inception
Skills Training Programme	Number of persons completed skill training	58534
	Number of persons ongoing skill training	29680
Self-Employment Programme (SEP)	SEP-I Sponsored /Sanctioned	Sponsored - 4043 Sanctioned - 586
	SEP-G Sponsored /Sanctioned	Sponsored - 150 Sanctioned - 84
	SEP-SHG Grading/Credit Linkage done	Sponsored - 2621 Sanctioned - 707

Components under NULM		Since inception
Social Mobilisation & Institution Development	Number of Self – Help Groups (SHGs) formed	10125 (127284 members)
	Number of SHGs given Revolving Fund (RF)	15720
	No. of ALF formed	1814
	No. of CLF formed	15
	No. of Basics savings accounts opened	25523
	Formation of City Livelihood Centre	33 approved & 29
Capacity Building & Training (CB&T)	Number of persons appointed for State Mission	5
	Number of persons appointed for City Mission	71
	Capacity Building Training to NULM workforce	17035
Shelter for Urban Homeless (SUH)	Number of proposals sanctioned	10 (1 operational)

Source: Department of Municipal Affairs

Nijo Griho / Housing for All

Municipal Affairs Department has taken a special drive to expedite construction of '*Nijo Griha*' for the urban poor belonging to the Economically Weaker Section (EWS) of the society. Till date approval has been accorded for construction of 1.22 lakh dwelling units under this programme and it is one of the highest numbers of dwelling units sanctioned among all States in India. Out of 74,880 DUs under 108 projects sanctioned for 2015-16, 28,775 number of DUs have been grounded and out of that, 1457 number of DUs have been completed. In 2016-17, 28 projects with 47,379 DUs have been approved for which fund is yet to be released.

Nirmal Bangla Abhiyan / Swachh Bharat Mission

Individual Household Latrines

A lot of initiatives have been taken under Nirmal Bangla Abhiyan to make the towns "Open Defecation Free". All the Municipal towns of 4 Districts, namely, Nadia, North 24 Parganas, Hooghly and Purba Medinipur have been declared "Open Defecation Free" towns. Municipalities of 2 more Districts, namely, South 24 Parganas and Burdwan have been targeted to achieve the "Open Defecation Free" status in this financial year. So far, more than 1 lakh Individual Household Latrines have been constructed under this scheme.

Solid Waste Management

More than 200 Mobile as well as Stationary Compactors have been provided to all the ULBs. 28 nos. of battery operated hydraulic tipper for easy movement in narrow roads have been provided to 5 ULBs in North 24 Parganas District. DPRs have been prepared for integrated Solid Waste Management for 14 towns. This includes cluster-mode Solid Waste Management projects covering 4 towns, namely, Dum Dum, North Dum Dum, South Dum Dum and Baranagar at Pramodnagar and for Habra and Ashoknagar-Kalyangarh. These Projects are being rolled out shortly.

Atal Mission for Rejuvenation & Urban Transformation (AMRUT)

So far, 27 Water supply schemes with a total Project cost of Rs. 2081.24 crore have already been sanctioned for 26 towns including Kolkata, Howrah, Bidhannagar and Asansol Municipal Corporations. 4 Sewerage Projects with Project Cost of Rs. 297.59 crore, 1 Drainage Project amounting to Rs. 60 crore and 283 Green Space Development Projects covering 109 ULBs amounting to Rs. 59.72 crore have also been approved under SAAP of West Bengal so far. Work for Water Supply Projects has already started in 14 towns approved under SAAP for 2015-16 & 2016-17. 36 DPRs under SAAP for 2016-17 has been accorded with SLTC approval and for remaining towns preparations of DPR are in different stages.

14.15 New Programmes

Green Space Development (GSD) & Beautification

State Govt. has given a lot of emphasis on beautification of cities and creation of urban greens.

In order to translate the vision into reality, following major initiative have been taken :

In the last two years, 283 GSD projects have been sanctioned in the Municipal towns with more than one lakh population, out of which 177 GSD projects are already in various stages of completion. 106 GSD projects to be taken up shortly. It will yield 470 acre of new green space. Besides, ULBs have also developed 566 parks during the last 5 years. State Government has further sanctioned another 142 such GSD projects, all of which are likely to be implemented within next year.

Beautification & Landscaping of Medical College & Hospitals

A new scheme namely, "*Beautification and landscaping of Medical Colleges & Hospitals*" in the districts as well as municipal towns has been initiated. In the 1st phase, 25 such hospitals have been included and allocation at the rate of Rs. 50 lakh has been made from the Municipal Affairs Deptt. for each such beautification project. Works commenced in majority of places and are expected to be completed by middle of 2017.

Introduction of Scheme 'SOMOBYATHI' and 'BAITARANI'

A new scheme namely '*Somobyathi*' has been introduced to provide financial assistance to the bereaved family members residing in ULBs of the State, who are in extreme financial necessity to perform rites and rituals of the deceased person to enable themselves to incur expenditure for performing rites and rituals of the deceased and other incidental expenses at the time of cremation/burial within the State of West Bengal. Accordingly, Finance Deptt. has allotted Rs. 20 crore for this purpose under this scheme and a total sum of Rs. 4.06 crore has already been released in favour of 8 ULBs at the rate of Rs. 2000/- in each case for the remaining period of current financial year. Municipalities shall give topmost priorities for proper implementation of these initiatives so that all eligible beneficiaries must be covered. A scheme '*Baitarani*' has been undertaken to renovate the Cremation Ghat of the Hindus.

14.16 Application of e-Governance

To provide better and efficient service to the citizens and to streamline and standardise electronic information gathering, provide access to information and its reuse across and within the various sections

of Urban Local Bodies and for electronic delivery of services to meet expectations of citizens, on-line sanction of Building Plan for Industries has already been made operational and a few more services including Trade License, commercial building plan sanction and Birth & Death Registration will be integrated shortly under online mode.

14.17 Other Important Activities

- I. After constitution of Haringhata Municipality in the District of Nadia in January, 2014, Buniadpur in Dakshin Dinajpur and Domkal in Murshidabad have been constituted during 2015-16.
- II. During 2015-16, new Municipal Corporation of Bidhannagar has been constituted by inclusion of Bidhannagar & Rajarhat-Gopalpur Municipalities. Asansol Municipal Corporation has been re-organized by inclusion of Jamuria, Kulti & Raniganj Municipalities and Howrah Municipal Corporation has been re-organized by inclusion of Bally Municipality.
- III. Notification of Right to Public Service Act has been issued and order from the all 125 ULBs indicating citizen centric services and timeline under Right to Public Services Act, 2013 has been issued.
- IV. Golden City Industrial Township with Aerotropolis area at Andal in the District of Burdwan and Sector VI Industrial Township at Calcutta Leather Complex area in the District of South 24 Parganas have been constituted.
- V. Legislation & Amendments - In order to enable the ULBs to constitute a non-lapsable Basic Service for the Urban Poor (BSUP) fund and to earmark at least 25 per cent of the municipal budget for uplift of urban poor, an amendment to West Bengal Municipal Act has been made. Necessary amendments in West Bengal Municipal Acts on simplification of procedure for Ease of Doing Business have been made for issuance of Trade License indicating uniform rate for all types of Trades. Definition of Green Building has been incorporated in KMC Building Rule, 2009 as well as in West Bengal Municipal Building Rules, 2007. West Bengal Municipal Act, 1996 has been amended for Single Window Clearance for sanction of building plan by Silpa Sathi / WBIDC for the industries to be set up within the industrial estate area of respective district. Necessary amendment has been made in KMC Act, 1980 to allow the taxpayers to exercise option either for Unit Area Method or for Annual Rental Value Method and necessary amendment has been made in West Bengal Municipal Act, 1993 for introduction of Unit Area Method in Industrial Township and in other municipal bodies. Recently, in order to make Unit Area Method applicable in Kolkata Municipal Corporation area, necessary amendment has been incorporated in the KMC Act, 1980. Besides, in order to have a uniform building code for the larger towns of the State, necessary amendment in the West Bengal Municipal Corporation Act has been made in line with the Kolkata Municipal Corporation Act.



Chapter 15

Water Resources Management

Irrigation and Waterways

Water Resources Investigation and Development

Irrigation & Waterways

15.1 Introduction

Irrigation Department came into being in the year 1920, separating out from Public Works Department and was named Irrigation & Waterways only in 1946. In the pre-plan period i.e., prior to 1951, irrigation was effected through Diversion Schemes on rivers Kangsabati and Damodar. Irrigation potential created upto 1951 was of the order of 1,39,000 hectare. Afterwards the Department is entrusted with the task of providing irrigation facilities, offering reasonable protection against flood, alleviating drainage congestion, arresting erosion, maintaining internal navigation channels and up-keeping the natural waterways in the state. Since 1951 several Major and Medium Irrigation Projects, number of Embankment Schemes, Town Protection Schemes, Drainage Schemes, Anti River Bank Erosion Schemes & Anti Sea - Erosion Schemes have been taken up.

15.2 Context in which the Department is functioning

Irrigation & Waterways Department is responsible for development and regulation of inland water resources mainly through major and medium surface irrigation projects and also for preventing and controlling floods and water logging. Irrigation potential created by these schemes till the year 2015-16 is 16.27 lakh hectare against the ultimate achievable potential of 20.11 lakh hectare. Completed major irrigation projects having command area more than 10,000 hectare are Barrage & Irrigation Systems of Damodar Valley Project (*DVP*), Mayurakshi Reservoir Project, Hinglow Reservoir Project, Kangsabati Reservoir Project and Midnapore Canals Project. Ongoing major project is Teesta Barrage Project. There are 2 completed and 2 ongoing medium irrigation projects. Number of completed and ongoing minor irrigation projects are 120 and 6 respectively. Irrigation & Waterways Department also maintains 10,300 km length of flood embankments and 8,214 km length of rivers and drainage channels. The Department has a Public Relations & Statistical cell which publishes a news magazine "*Sechpatra*" both in Bengali & English regularly.

15.3 Executing Agencies

The only Directorate Irrigation and Waterways under the administrative control of Irrigation and Waterways Department is the executing agency headed by a group of Chief Engineer's.

15.4 Major Activities during Last 5 Years as well as the Current Financial Year

Irrigation Development through Ongoing Projects / Schemes

Loss of irrigation water due to seepage and dilapidated canals as well as regulating structures due to lack of maintenance for decades has emerged as a major concern during recent years. Accordingly, efforts made during last couple of years in irrigation sector, apart from creation of new irrigation potential, were focused on revamping the critical stretches of distribution network to establish last mile connectivity for reaching irrigation water to the tail end farmers, particularly in the relatively water stressed western Districts of the State. 16 projects envisaging rehabilitation of various regulating structures, lining and desolation in irrigation canals for a total length of 48.2 km were sanctioned in 2015-16 at a cost of Rs.

48.61 crore. Many of these have since been completed and remaining are on the verge of completion. Further, 11 number of schemes with aggregate estimated cost of Rs.11.95 crore were administratively approved in 2016-17. Works on these have just started. As a result of these schemes, restoration of lost irrigation potential to the tune of 0.996 lakh hectare could be made possible, over and above newly created irrigation potential of 0.311 lakh hectare through ongoing major and medium irrigation schemes, totaling to 1.307 lakh hectare.

Achievement under The Programme 'Jalotirtha'

Check dams on minor rivulets and streams in Purulia, known as "Jore" or "Jhora" in local parlance were taken up under '*Jalotirtha*' since 2015-16. Subsequently, such check dams have also been taken up in Bankura District in the current financial year. So far, 87 check dams have been completed in Purulia. Further 18 (11 in Purulia and 7 in Bankura) have been planned for execution in 2016-17 & 2017-18.

Implementation of Flood Management Programme

Nearly 43 per cent of the Geographical area of the State is flood prone. Flood is often caused due to huge discharge carried by inter-State and international rivers from upper riparian States / Countries. Maintenance and improvement of flood and drainage infrastructures, together with erosion management are priority functions. The task is even more challenging in the backdrop of very high density of population in the State, where a reasonable degree of protection is to be provided to millions of people, who use flood plains of rivers for dwelling and other purposes. Thrust has been laid during last couple of years on raising, strengthening and improvement of embankments on one hand and resuscitation of drainage channels & rivers on the other. Apart from large scale reconstruction of weak and unstable *Sundarban* embankments, large scale improvement of embankments and desiltation of drainage channels have been taken up in traditional flood affected areas of Kaliaghari Sub-basin in Purba & Paschim Medinipur, Kandi in Murshidabad, trans Damodar area in Howrah, Icchamati Sub-basin in North 24-Parganas, Tolly's Nullah Sub-basin in South 24-Parganas and also in Kolkata outfall system comprising Bagjola Khal, Keshtopur-Bhangorekata Khal, *SWF-DWF* Channel etc. 3 major pump houses, one each at Keorapukur, Chowbhaga and Akra (Monikhali outfall) with installed capacity of 2,850 cusec have been commissioned to facilitate drainage in Kolkata Municipal and adjoining areas. 176 projects relating to flood management were sanctioned at an aggregate cost of Rs. 391.54 crore apart in 2015-16, over and above major works taken up under the "Flood Management Programme". Most of the works would be completed by the end of this financial year. Further 135 schemes, estimated to cost Rs. 396.57 crore have been administratively approved so far in the current financial year, works of which have either been started or would be started soon. In terms of physical milestones, improvement of embankments and bank protection works have been done over a length of 2,337 km. during last 5 years and 930 km. length of drainage channel has been re-excavated.

Implementation of Programme for Improvement in Communication

The target of building up well connectivity in remote rural areas for quicker access to District / Subdivision / Block Headquarters, schools, colleges, market places, etc. is being achieved by road network under various programmes. Such roads often cross over numerous drainage channels, irrigation canals and minor rivers, and the connecting bridges originally built by the Irrigation & Waterways Department in many

areas are often wooden or narrow and old *RCC* bridges. As many as 161 of such bridges have been converted into properly designed *RCC* bridges having sufficient carriageway width and works of 43 are ongoing. A few of these bridges are in *KMC* and adjoining municipal areas. Further 19 bridges of aggregate estimated cost of Rs. 25.49 crore have been approved in the current financial year and are being taken up for construction. It has been targeted to complete further 88 bridges in 2016-17.

15.5 New initiatives taken as Non Structural measures

A series of new initiatives have already been taken in respect of improvement of efficiency of performance of general functioning of the Department and also irrigation and flood management. These include :

- I. Streamlining the process of approval of the projects so as to complete tendering in the non working monsoon period every year with a view to utilize the full working (non monsoon) season.
- II. Introducing time bound and online system of processing of application, for drawal of surface water for industrial and other purposes as well as disposal of drainage water from industries into the rivers and channels, through online single window clearing system, *OSWiCS* in the existing State Service Delivery Gateway Portal, so as to facilitate ease of doing business.
- III. Formulation of Action Plan on face-lifting of important structures like dams, barrages, etc., prevention of encroachment in such campuses by fencing, boundary walls, etc. and beautification including addition of new infrastructures to improve aesthetics as well as to attract tourists.
- IV. Simplification of tendering process to make it more user friendly, efficient and transparent and organizing bidders' conferences having interactive session with the bidders to erudite the bidders on e-tendering as well as changes brought out in the tendering process from time to time.
- V. Introducing a system of internal technical examination of projects, on random sampling basis, right from concept upto commission stage, with a view to independently evaluates justification and performance of various plan projects.
- VI. Evidence based monitoring of schemes, by keeping audio-visual records during pre- and post-construction period.
- VII. Setting up of 24x7 Flood Control Rooms, one for North Bengal at Jalpaiguri and another for the entire State at the headquarter at *Jalasampad Bhaban* with Toll Free telephones, to collect and disseminate flood related information during the entire monsoon period on real time basis.
- VIII. Maintaining continuous communication channel with the reservoir owning authorities outside the State, i.e. *DVC*, Government of Jharkhand, Government of Orisha, etc., to moderate reservoir releases during flood periods, to the extent possible.
- IX. Institutional strengthening and capacity building by organizing induction training, deputing officers at national level seminars and workshops, and for higher studies in reputed academic institution.

15.6 Use of Comprehensive Flood Forecasting System

The project for installation of automatic rain-gauge and river-gauge recorders, integrating those with a web based software to generate real time flood data and finally devising a system such data in digital

elevation modeling to forecast time of occurrence of flood, level of flood water and extent of inundation, has been taken up for execution under National Hydrology Project. The project would be implemented during 2016-17 to 2021-22.

15.7 Application of e-Governance

Official website (i.e. *www.wbiwd.gov.in*) has been totally revamped and launched in a modified version with introduction of static-dynamic module. Now, the official website is more users friendly and informative than previous one. Real time data of flood discharge and river gauge reading are available in the website for better flood management and dissemination to all concerned. Plan fund scheme monitoring system has been newly introduced for real time monitoring of the status of ongoing plan fund schemes on real time basis. Executive Engineers of working Divisions are required to upload financial as well as physical data in the said module at Departmental website. Overall monitoring can be done from system generated *MIS* reports from the said module. Workflow based online File Tracking System (*WFTS*) has been introduced in the Department and as well as in the Directorate for monitoring of file movements. All revenue receipt of the Department has been designed to be routed through *GRIPS* portal. All Division and Revenue receipt heads of account have been included in the *GRIPS* portal.

15.8 Other important activities

A major project titled “Rejuvenation and rehabilitation of irrigation network for sustainable development in Damodar Valley Command area and management of floods in Lower Damodar Sub-Basin in West Bengal” has been taken up under joint World Bank & Asian Infrastructure Investment Bank funding, having estimated cost of Rs. 2768.00 core (413 Million US \$ approx.) with a pattern of funding of 70 (MFI): 30 (GoWB), over a period of 5 years. Main features of the project are, Irrigation development works in 40 Blocks of 4 Districts in the command area of DV Project, i.e. Burdwan, Bankura, Hooghly & Howrah, in around 3.93 lakh hectare. Flood management works covering 1.88 lakh hectare in the traditionally flood prone 20 Blocks and 2 Municipalities of 3 Districts, i.e. Burdwan, Hooghly & Howrah. Providing benefit to around 26.8 lakh people in the above referred Districts.

A new project to ensure automated gate operation of Teesta Barrage Project using the latest technology of *SCADA & PLC* is presently under process. Such automation is being done for the first in the State.

15.9 Physical and Financial Achievements

Physical Achievements : Physical Achievements are shown in the Table below.

Table No. 15.1
Physical Achievements during Last 5 Years (including 2016-17)

Sl No.	Items / Indicators	Unit	May 2011 to Mar. 2016	2015-16	2016-17 upto Nov. 2016
1	Total irrigation potential created / restored out of which	lakh hectare	1.307	0.239	0.12

SI No.	Items / Indicators		Unit	May 2011 to Mar. 2016	2015-16	2016-17 upto Nov. 2016
	a)	Creation of new potential		0.311	0.021	0.02
	b)	Restoration of lost irrigation potential		0.996	0.218	0.10
2	Rehabilitation & improvement of flood embankments and bank protective works		Km	2336	494	290
3	Re-excavation of drainage channels		Km	930	349	310
4	RCC bridges constructed / reconstructed		Number	161	89	88

Source : Department of Irrigation & Waterways

Financial Achievements : Total budgetary provision, expenditure incurred during 2011-12 to 2015-16 and budget estimate for 2016-17 and expenditure incurred till November 2016 are appended in the box below (Rs. in crore).

Item	Budgetary provision during 2011-12 to 2015-16	Expenditure during 2011-12 to 2015-16	Budget Estimate 2016-17	Expenditure incurred till Nov. 2016
State Plan	8617.66	3747.91	2277.00	883.00

Note: Apparent shortfall in expenditure is due to non availability of central assistance under various programmes like AIBP, FMP, OTACA, JNNURM, etc.

Water Resources Investigation and Development

15.10 Introduction

The Department recognizes the importance of water resource as vital for economic growth. The sector has five challenges-

- i. ***Impact of Climate Change on the Water Resources***
Due to potent threat of climate change, which may have complex implications on the pattern of availability of water resources including changes in pattern and intensity of rainfall and glacial melt resulting in altered river flows, changes in ground water recharge, more intense floods, severe droughts in many parts of the country, salt water intrusion in coastal aquifers and a number of water quality issues.
- ii. ***Increasing dependence on the ground water resources***
In many areas of less reserve of surface water, the increasing use of water in agriculture and growing population has led to higher and potentially unsustainable extraction of ground water for irrigation and domestic needs.
- iii. ***Deterioration in the quality of water***
In addition to quantity, the state also faces problems of water quality due to over extraction of ground water and other reasons. The ground water level is declining. A major portion of surface water and ground water resources are contaminated. All this factors are leading to scarcity of water in some parts of the State.
- iv. ***Wastage of Water resources***
There is evidence for wastage of water during irrigation process since flood irrigation is resorted to in many places. In addition, surface runoff that flows in rivers mostly goes waste, since it flows down to the sea to become saline water in the absence of proper storage for the same.
- v. ***Poor infrastructure***
The existing irrigation infrastructure is inadequately maintained and poorly managed leading to wastage and under utilization of available resources. This has resulted in a widening gap between the irrigation potential created and utilized.

In view of the above, there is an urgent need for evolving a sustainable agricultural irrigation system which can economize water use, maximize the value from water and also enhance water use efficiency by curbing wastages to conserve water.

Background/ Context

Context in which the Department is functioning

Department of Water Resources Investigation and Development (*WRI&DD*) is devoted for providing minor irrigation services to the small and marginal farmers of West Bengal by implementing various types of minor irrigation schemes under different programmes utilizing both the ground and surface water resources. It also implements the work of investigation and assessment of water resources in the state.

The Department is also involved in bridging the gap of irrigation potential created & potential utilized of major irrigation projects by construction of field channel and also other water management programmes. The Department has been continuing large scale harvesting of rain water through Jal Dharo Jal Bharo Programme. The ultimate minor irrigation potential in the State had been estimated at 44.34 lakh hectare, out of which creation of irrigation potential in the minor irrigation sector has been estimated to be about 41.15 lakh hectare up to 31.03.2016, which is to be validated in the ongoing 5th Minor Irrigation Census.

Executing Agencies

This Department consists of two Directorates, four Command Area Development Authorities and two State- owned Corporations and as noted hereunder:

1. Water Resources Development Directorate (*WRDD*)
2. State Water Investigation Directorate(*SWID*)
3. Command Area Development Authorities (*CADAs*) viz.
 - i) Teesta Command Area Development Authority
 - ii) Damodar Valley Command Area Development Authority
 - iii) Kangsabati Command Area Development Authority and
 - iv) Mayurakshi Command Area Development Authority
4. West Bengal State Minor Irrigation Corporation Limited (*WBSMICL*)
5. West Bengal Agro-Industries Corporation Limited (*WBAICL*)

15.11 Major Activities

Minor Irrigation Development in the State

About 2,25,074 Ha. irrigation potential has been created/ revived under Minor Irrigation (MI) since May, 2011 to March, 2016 by creation of new Surface/ Ground water schemes as well as by revamping dilapidated minor irrigation schemes out of different ongoing projects.

Number of new and revived MI schemes during the period is 13,164 - 9,747 Deep/Shallow Tube Wells/Dug wells, 813 RLIs, 743 Water harvesting Tanks/ SFMIs, 71 Check Dams, 81 Water Recharge Structures and 1709 Sprinkler/ Drip/ Hydrams. During 2016-17, 36,847 Hectare MI Potential has been created by completion of 900 MI schemes up to 30.11.2016.

About 22,064 hectare Culturable Command Area (CCA) has been brought/ revived since May, 2011 to March, 2016 under assured irrigation through Command Area Development & Water Management and other programme by construction/ improvement of field channels. During 2016-17, 39 hectare CCA has been developed up to 30.11.2016.

Schematic achievements under major State schemes and Central schemes

Major State Schemes

Jal Dharo Jal Bharo: The programme named "Jal Dharo Jal Bharo" was launched during 2011-12 with the objective for conservation of precious water resources in all kinds of water bodies viz. tanks, ponds, reservoirs, canals etc. for sustainable development of agricultural economy and also for providing living wage security of rural people through labour-intensive job where alternative source of employment are limited.

The Department of Water Resources Investigation & Development is engaged in creation of water bodies by construction of different types of Water Detention Structures and also by re-excavation of tanks and other water bodies under different Programme(s). Different types of structures like Check Dams, Water Harvesting Tanks/Water Detention Structure and Surface Flow Minor Irrigation Schemes are being constructed for arresting surface run-off vis-a-vis utilisation of stored water for supplementary irrigation/other purpose during the dry spell.

The Department is also engaged in excavation/re-excavation of tanks and other water bodies under *MGNREGA* programme in convergence with P&RD Department, Govt. of West Bengal for successful implementation of the programme.

Since May, 2011 to March, 2016, 1,57,538 number water bodies/detention structures have been created, out of which 46,114 equivalent Tanks [Size of each Tank: 40Mx30Mx3M] have been created by *WRI&DD*, 1,11,112 number Water Bodies have been created/renovated in convergence with P&RD Department and 312 number Water Bodies have been created/renovated by *WRI&DD* under *MGNREGA*.

During 2016-17, 29,104 number water bodies/detention structures have been created out of which 8,433 equivalent Tanks [Size of each Tank: 40Mx30Mx3M] have been created by *WRI&DD*, 20,606 number Water Bodies have been created/renovated in convergence with P&RD Department and 65 number Tanks have been implemented/renovated by *WRI&DD* under *MGNREGA*. Since May 2011, 1,86,642 water bodies/water retention structures have been created/renovated as on.

Jalatirtha

A special programme for increasing irrigation coverage of about 36,000 ha. in the arid districts of Birbhum, Bankura, Purulia and Paschim Medinipur was taken up from 2014-15 with emphasis on surface water conservation. 919 schemes are being taken up in the said scheme (423 Check Dams, 243 Water Harvesting Tanks (*WHTs*) & 253 Surface Flow Minor Irrigation schemes (*SFMIS*)). Out of these 609 schemes (113 CD, 243 *WHT* & 253 *SFMIS*) have been taken by *WRI&DD* having target CCA 20,095 Ha. approx. Of these, 253 schemes (23 CD, 135 *WHT* & 95 *SFMIS*) have already been completed (CCA 7,386 ha.) up to March, 2016. During 2016-17, 8,805 hectares Minor Irrigation Potential (CCA 6,770 hectares have been created /revived by completion of 171 MI schemes (46 CD, 54 *WHT* & 71 *SFMIS*) up to 30.11.2016.

West Bengal Accelerated Development of Minor Irrigation Project (WBADMIP)

A World Bank project started from 1st January 2012 which aims at bringing development and management of surface and ground water resources to increase agriculture productivity and rural employment generation by developing different Minor Irrigation Structures with command area 5 hectare

and above. The project is implemented in single cropping area (Polygon boundaries) of 19 districts in West Bengal with the priority towards tribal and backward villages.

The project target: No. of MI scheme is 2,000, estimated cost: Rs.1, 380 crore and CCA: 60,000 hectare.

Cumulative number of schemes handed over after completion up to March, 2016 is 469.

Cumulative Minor Irrigation Potential created up to March, 2016: 29,226 hectare.

During 2016-17, number of schemes handed over after completion up to 30.11.2016:157.

During 2016-17, Minor Irrigation Potential created up to 30.11.2016: 7,735 hectare.

Capacity building programs are being conducted which includes:

- I. Number of Water User Associations (WUAs) on Management, Operation and Maintenance of Minor Irrigation Schemes is 784 (up to March, 2016). During 2016-17 (up to 30.11.2016) the number is 55. Each WUA comprises of 30-40 farmers in average.
- II. Capacity building of around 15,267 beneficiaries by 513 training and 4,461 demonstration programmes on Agriculture, Horticulture and Fisheries activities to introduce good practices for improving productivity, production and income of the farmers up to March, 2016.

During 2016-17(up to 30.11.2016),3025 beneficiaries are trained by 119 training and 1,961 demonstration Programmes.

Major Innovations in the Project:

- I. This project has demonstrated irrigation scheme development and management plan (*SDMP*) in rain fed area in consultation with community by forming Water User Association (*WUAs*). Holistic plans are developed for irrigation, agriculture allied activities and effective water management practices.
- II. Introduction of path breaking technique for planning, design and impact monitoring of schemes through use of Remote Sensing, and GIS based applications. It has contributed to target project intended areas in transparent manner. Project has developed internal real time Monitoring & Information system to track the progress of the project activities.
- III. Introduction of solar based pumping systems in state run program.
- IV. Introduction of Micro watershed based planning in 4 Arid Districts covering all the blocks of Pashchimanchal Unnayan Parishad for more effective implementation of the project activities.
- V. The Bio Village initiative to promote indigenous techniques/approaches and avoid use of agro chemicals.

Rural Infrastructure Development Fund (RIDF)

Under the schemes funded out of loan assistance from National Agricultural Bank for Agricultural Development (*NABARD*), creation of Irrigation facilities has been immensely increased by installation / revival of different types of Minor irrigation schemes using ground and surface water resources in the State.

Minor Irrigation Potential created/ revived (RIDF XI to RIDF XXI) since May, 2011 to March, 2016: 1,06,820 hectare.

Number of schemes handed over after completion since May, 2011 to March, 2016: 6,193

During 2016-17, 11,556 hectare of additional Minor Irrigation Potential has been created/revived by handed over of 368 MI schemes up to 30.11.2016. A good number of Minor Irrigation schemes have been completed awaiting energization.

Core Sector

About 25,467 hectare Irrigation Potential has been created/ revived under Minor Irrigation (MI) since May, 2011 to March, 2016 by creation /revival of 1193 new Surface/ Ground water schemes as well as by revamping dilapidated minor irrigation schemes out of ongoing schemes. During 2016-17, 8,691 hectare Minor Irrigation Potential have been created /revived by completion of 184 MI schemes up to 30.11.2016.

Major Central Schemes

Rashtriya Krishi Vikash Yozana (RKVY)

Minor Irrigation Potential created/ revived since May, 2011 to March, 2016: 41,448 hectare, Number of schemes handed over after completion is 3,200.

Additional Central Assistance

Since May, 2011 to March, 2016, 3,047 hectare additional minor irrigation potential has been revived by completion of 1,535 MI schemes under Jungle Mahal.

Integrated Action Plan

Since May, 2011 to March, 2016, 2,540 hectare minor irrigation potential has been created by completion of 66 MI schemes under Jungle Mahal.

Command Area Development and Water Management Programme (CAD & WMP)

The main objective of the programme is to minimize the gap between potential created and potential utilized in the major irrigation projects. The total Culturable Command Area (CCA) of the 4 Major River Valley Projects viz. DVC, Mayurakshi, Kangsabati and Teesta is 13,03,387 hectare, out of which 1,75,365 hectare of CCA has been covered by constructing field channels up to March'2016 besides additional CCA of 37,282 hectare has also been covered by Conjunctive use of Surface and Ground Water within the command area of Damodar, Kangsabati and Mayurakshi river valley projects. By construction of field Channels since May, 2011 to March, 2016, an additional area of about 22,064 hectare has been developed and during 2016-17, 1,094 hectare has been developed till 30.11.2016. Up to 30.11.2016, a total 847 Water Users' Associations (WUAs) has been formed in the four CADAs.

15.12 Activities of different Directorates & State owned Corporations

State Water Investigation Directorate (SWID)

It acts as a nodal organization of the State dealing with investigation and assessment of water resources both in terms of quantity and quality.

Some of the principal activities of SWID are listed below:

- I. Implementation of 'West Bengal Ground Water Resources (Management, Control and Regulation) Act, 2005' and Issuance of Permit/Registration for extraction of Ground Water. Since May, 2011 to March, 2016, as much as 6,836 Certificate of Registrations of existing ground water structures and 6,848 Permits for new ground water structures have been issued. During the financial year 2016 – 17, 39 Permits for new ground water structures have been issued up to 31.05.2016.Total revenue collected since 2011 to May 2016 is Rs.2.53 crore.
- II. Monitoring of Ground Water levels by 2000 permanent hydrograph stations in 341 blocks & water quality in different blocks.
- III. Collection of Hydro-meteorological data by rain gauges situated in different districts throughout the year.
- IV. Estimation of Ground Water Resources of the State as per norms of Ground Water Estimation Committee (*GEC*) of Government of India jointly with Central Ground Water Board(*CGWB*). The latest ground water estimate has been completed in 269 Blocks of the State following the GEC-97 Methodology (Modified Criteria) excluding 59 Blocks falling in the southern deltaic region with salinity hazard in ground water and 13 Blocks falling in the northern mountainous / sub-mountainous regions of the State. As per report on the Dynamic Groundwater Resources, 2011 on the basis of abstraction & significant long term decline trend analysis,53 blocks falls under 'Semi-critical' category, and 1 block fall under 'Critical' category.
- V. Implementation of pilot schemes for artificial recharge of ground water. Since May, 2011 to March, 2016, 82 Artificial Recharge & Rain Water Harvesting schemes have been completed and during 2016-17, 19 schemes have been completed till 30.11.2016.
- VI. Delineation of aquifers containing salinity, arsenic, fluoride, iron and other heavy metals beyond permissible limits.
- VII. Jal Dhara-Jal Bhara programme is being continued on multiple platforms. It aims towards building citizen's awareness towards rain water conservation and efficient water-use in irrigation.

Some of the new initiatives have been taken by *SWID* are mentioned below.

- i. A pilot project on construction of a Rubber Dam at Medinipore Sadar in the district of Paschim Midnapore and the works are in progress.
- ii. Real-Time Groundwater Level Monitoring System through installation of 60 no. Digital Water Level Recorder (*DWLR*)
- iii. Installation of gauge for surface water monitoring.
- iv. Water Harvesting Tank with polythene sheet at Jalpaiguri.

Water Resources Development Directorate (WRDD)

This Directorate mainly looks after development of existing potential of water resources available in the State for irrigation purposes and construction and maintenance of various minor irrigation structures for utilization of ground water as well as surface water resources. Minor Irrigation schemes are being installed by this Directorate with Plan Fund. At the end of 2015-16, total 59,016 schemes were set up by WRI&DD under different programmes in the State as shown in the under mentioned Table.

Table No. 15.2
Number of Minor Irrigation Schemes set up by WRDD and WBSMIC Ltd.
at the end of 2015-16 in West Bengal by District.

(in Number)

District	HDTW	MDTW	LDTW	STW	RLI				ODW	Total
					Major	Medium	Mini	Total		
1	2	3	4	5	6	7	8	9	10	11
Burdwan	634	39	845	104	304	3	21	328	0	1950
Birbhum	31	110	476	0	121	3	134	258	950	1825
Bankura	32	106	303	160	210	106	195	511	1479	2591
PurbaMidnapore	103	72	397	0	127	59	12	198	9	779
PaschimMidnapore	282	232	1163	0	489	85	36	610	364	2651
Howrah	93	144	6	0	170	5	23	198	0	441
Hooghly	458	53	1066	0	366	17	45	428	0	2005
24-Parganas (N)	352	35	833	283	184	0	46	230	0	1733
24- Parganas (S)	4	50	26	99	84	1	6	91	0	270
Nadia	697	28	676	768	352	6	31	389	0	2558
Murshidabad	528	51	749	989	403	12	57	472	0	2789
Uttar Dinajpur	182	11	205	7351	114	12	166	292	0	8041
DakshinDinajpur	134	13	612	3507	252	3	147	402	0	4668
Malda	271	61	497	2563	364	68	158	590	0	3982
Jalpaiguri	40	26	0	6881	53	0	433	486	268	7701
Darjeeling	0	6	0	1095	27	0	165	192	0	1293
Coochbehar	69	29	68	5802	110	8	307	425	0	6393
Alipurduar	15	0	0	6	39	0	5	44	0	65
Purulia	0	0	0	0	139	7	115	261	4328	4589
Total	3925	1066	7922	29608	3908	395	2102	6405	7398	56324

Source : Water Resources Investigation and Development Department , Govt. of West Bengal

HDTW-High Capacity Deep Tube Well, *MDTW*-Medium Capacity Deep Tube Well, *STW*-Shallow Tube Well, *LDTW*-Low Capacity Deep Tube Well, *RLI*-River Lift Irrigation, *ODW*-Open Dug Well.

Participatory Irrigation Management: Up to the end of 2015-16, a total number of 59,016 Minor Irrigation schemes including 7398 Open Dug Wells have been handed over to the beneficiary committees for operation, maintenance and management. .

In addition to the above mentioned schemes shown in the above Table, 733 Pump Dug Well, 519 Surface Flow Minor Irrigation Schemes, 863 Water Harvesting Tank, 120 Check dam, 88 Sprinkler, 181 Solar Sprinkler, 23 Hydram, 2 Drip, 72 Community RLI, 46 Minor Irrigation Tank, 17 Farm Pond, 28 Water Detention Structure (all total 59016 schemes) have been set by Water Resources Investigation & Development Department at the end of 2015-16 in West Bengal by District. Set up of Minor Irrigation schemes excludes permanent defunct schemes.

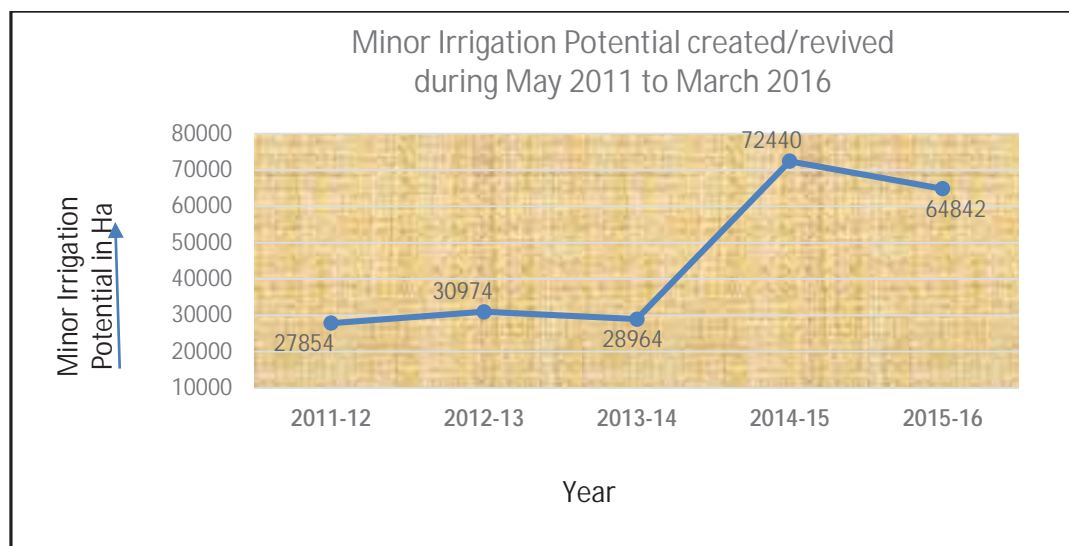
West Bengal State Minor Irrigation Corporation Ltd (WBSMIC Ltd.)

This Corporation is engaged to install, improve and manage for operation and working of Deep Tubewells, River Lift Irrigation schemes and Minor Irrigation Projects. This Corporation had 537 DTWs and 208 RLIs out of which 78 DTWs and 15 RLIs has been handed over to beneficiaries through Panchayets for operation and management. Since May, 2011 to March, 2016, 1080 hectare Minor Irrigation Potential have been revived by 15MI schemes and during 2016-17, 60 hectare Minor Irrigation Potential have been revived by 1MI scheme up to 30.11.2016.

West Bengal Agro Industries Corporation Ltd. (WBAIC Ltd.)

This Corporation is engaged in procurement and supply of Agricultural inputs & Machineries and different equipment & accessories for MI installations to different Govt. Department & others. The Corporation has diversified its activities in civil construction sector under different schemes of the Government.

15.13 Trend of Development during last 5 years



15.14 Contribution of the private sector

A major portion of minor irrigation facilities are created in the private sector by individual or group of farmers with self-finance or bank finance or other financial assistance. After publication of the report of ongoing 5th Minor Irrigation Census with reference year 2013-14, related data will be known.

15.15 Application of e-Governance

The Department is in the process of implementing various applications of e-Governance e.g., purchase of hardware and computer consumables for the offices of the Department as per their demand.

Other important activities

- a. *WRI&DD* has undertaken 48 minor irrigation works (*LDTW*) for Singur project works out of which 23 are already operational. Works is going on in 20 numbers of sites and 5 sites are yet to be identified.
- b. In the arid districts of Birbhum, Bankura, Purulia and Paschim Medinipur, during May, 2011 to November 2016, 2,656 different types of Minor Irrigation schemes with an irrigation potential of 71,591 hectare have been completed under ongoing projects viz, Jalatirtha, *RIDF*, *WBADMIP*, *RKVY*, etc, and more schemes are in progress. To collect and conserve rain water in this region, 108 Check Dams, 203 Water Harvesting Tank and 230 Surface Flow Minor Irrigation Schemes and 17 Farm pond, 28 Minor Irrigation Tank & 42 Water Detention Structures are being implemented in different programmes during May, 2011 to November 2016 during 2016-17.
- c. To enhance water use efficiency, a number of micro-irrigation schemes viz., Drip irrigation, Sprinkler irrigation have been introduced in water scarce tracts of the State. Besides, India is largely located in the equatorial sun belt of the earth, thereby receiving abundant radiant energy from the sun. To promote the use of eco-friendly solar energy for power generation the said micro-irrigation schemes has been operated by introducing solar pump sets. These systems offer operation free energy with minimal maintenance cost. A total 563 solar operated different types of minor irrigation schemes such as sprinklers, tube wells, pump dug wells etc. have been completed creating irrigation potential of 3637 hectare during May, 2011 to November 2016.

15.16 Budget Provision

Year	Budget provision (Rs. in crore)
2011-12	495.00
2012-13	369.91
2013-14	422.44
2014-15	466.52
2015-16	528.00 & augmented to 964.05
2016-17	673.70



Chapter 16

Youth Affairs

Youth Services and Sports

Youth Services and Sports

Youth Services

16.1 Introduction

The Youth Service Department has taken a vital role for the upliftment of our golden heritage in Culture and to lead the students and the youths of our state to the right paths in their life.

16.2. Activities & Other Programmes

Development of Sports for the Youth: To provide sports goods for the overall development of sports and to promote and support the students youths of this State, an amount of Rs. 7.64 crore has already been released for the year 2016-2017, out of the total budget provision of Rs. 80.00 crore. 10 numbers of Schools and 5 no. of Clubs @ Rs. 10.00 lakh through the concerned District Magistrates have been given for developing of playground. 497 nos W.B Police Station and 73 no. of Kolkata Police @ Rs. 1.00 lakh and 6 Police Commissionerate @ Rs. 5.00 lakh for sports activities has been given during this financial year. A further sum of Rs. 75.00 crore will be distributed @ Rs. 1.00 lakh for 3500 no. of Clubs / Organizations and @ Rs. 2.00 lakh for 2000 no. of new Clubs / Organizations of this State by augmentation of fund by reappropriation. The proposed budget outlay for 2017-2018 is Rs. 124.60 crore.

Development of Mental & Physical Health of Students: For development of the physique of the students, financial assistance of a maximum @ Rs.3.00 lakh has been given to 277 numbers Schools / Colleges / Universities, 1 club and Kolkata Police for setting up of Multigym during this financial year, 2016-2017. An amount of Rs. 9.10 crore has already been released out of total budget provision of Rs.12.25 crore for the year 2016-17. The proposed outlay for 2017-18 is Rs. 21.00 crore.

Financial Assistance for setting up of Mini-Indoor Games Complex: Financial Assistance has been provided to various Schools / Colleges / Universities for setting up of Mini-Indoor Games Complex. 44 no. of Schools /Colleges /Universities for 1st installment and 60 no. of Schools /Colleges /Universities for 2nd installment have been given financial assistance for the said purpose. An amount of Rs.10.60 crore has been released out of the total budget provision of Rs. 30.00 crore for the year 2016-17. The proposed outlay for 2017-2018 is Rs. 23.00 crore.

Renovation of Old and Construction of New Youth Hostels: To encourage the youth and other people in undertaking low cost tours and travels, the renovation work of the old Youth Hostels and the construction work of new Youth Hostels are almost completed. An amount of Rs.21.41 crore has been released out of the total budget provision of Rs. 30.00 crore during the year 2016-2017. The proposed outlay for 2017-2018 is Rs.31.00 crore.

Festivals and Programmes: This Department has organized different festival & programmes like Vivek Chetana Utsab, Subhas Utsab & Rakhibandhan Utsab. An amount of Rs.6.5970 crore has been released out of the total budget provision of Rs. 22.00 crore for the year 2016-2017. To strengthen the students-teachers' relationship and to create a conducive atmosphere of education in Government and Govt. aided colleges & Universities an amount of Rs. 97.80 Lakh has been released to 489 no. of Govt. and

Govt aided colleges & Universities on 5th Sep, 2016. To organize the Dooars Utsav, Rs. 10.00 lakh has already been released. To organize the Jungal Mahal Cup, 2016-2017, a fund of Rs. 5.70 crore has been released for the Districts of Paschim Medinipur, Bankura, Purulia and Birbhum for participating in the sports and cultural competition. The proposal outlay for 2017-2018 is Rs. 31.00 crore.

Preparing the educated unemployed youth for jobs: This Department has also played a vital role in enabling the educated unemployed youth whose family income per annum is within Rs. 1.20 lakh for preparing them for different job (Clerkship, Miscellaneous, Banking, Railway, WBCS and IAS etc) and profession (Medical Practice, Engineering etc.). An amount of Rs. 0.51 crore has been released out of total budget provision of Rs. 4.00 crore for the year 2016-17. The proposed outlay for 2017-18 is Rs. 2.50 crore.

Vocational Training & Self-Employment Scheme: This scheme has enabled thousands of student and youth to move forward towards the paths of self employment. An amount of Rs.0.0024 crore has been released out of total budget provision of Rs.2.00 crore for the year 2016-17. The proposed outlay for 2017-2018 is Rs. 2.00 crore.

West Bengal Mountaineering and Adventure Sports Foundation: An organization named as 'West Bengal Mountaineering and Adventure Sports Foundation (WBMAF)' has been set up in order to promote Mountaineering and Adventure Sports in our state. A sum of Rs. 1.7583 crore has already been released out of total budget provision of Rs. 1.50 crore for the year 2016-17. The proposed outlay for 2017-2018 is Rs.1.50 crore.

Promotion of Scientific Attitude: For promotion of scientific attitude and eradication of blind faith of the people of this State, financial assistance has been given by this Department. An amount of Rs. 2.00 crore has already been released for 2016-2017 out of the total budget provision of Rs. 2.00 crore. The proposed outlay for 2017-2018 is Rs. 2.40 crore.

Bangla Yuba Kendra: An autonomous body named 'Bangla Yuba Kendra' has been formed to facilitate the implementation of the programmes taken by this Department. An amount of Rs. 4.8983 crore has already been released for 2016-2017 out of total budget provision of Rs. 7.60 crore. The proposed outlay for 2017-2018 is Rs.10.00 crore.

Activities of 'West Bengal State Mission for Employment': Another organization named as "West Bengal State Mission for Employment" has been set up for creation of newer avenues for employment generation. For this purpose, Rs. 0.10 crore has already been released for 2016-2017, out of total budgetary provision of Rs. 0.50 crore. The proposed outlay for 2017-2018 is Rs. 30.00 lakh.

Initiative for Migrant Workers: A new head named as "Overseas Indian Affairs" has been opened during the financial year 2015-2016 to look after the affair of Migrant workers to other Countries and no amount has been provided for 2016-2017 out of the total budget provision of Rs.0.50 crore. The proposed outlay for 2017-2018 is Rs.20.00 lakh.

16.3 Departmental Website and e-services

- I. Among many other achievements, one of the important achievement is operationalization of New Website of this Department – www.wbyouthservices.in
- II. Online booking of all Youth Hostels has been introduced through the Website www.youthhostelbooking.wb.gov.in
- III. A Portal for the WBSME has been launched by the Hon'ble C.M. which will enable the intending youth to get all information about skill training and other employment oriented schemes offered by the 14 participating Departments of State Govt. The portal can be accessed at www.wbsme.gov.in.

16.4 Other Activities and Achievements

- I. Financial support to the mountaineers for expedition to Mt. Everest – previously only 4 mountaineers climbed Mt. Everest, but 10 mountaineers so far climbed Mt. Everest in the last five years.
- II. Introduction of “Tenzing Norgy – Radhanath Sikdar” Award with prize money of Rs.1 lakh to the mountaineers climbing Mt. Everest and introduction of “Chhanda Gayen Bravery Award” with a provision of Rs. 75,000/- prize money given to the women mountaineers for climbing Mt. Everest or other peak.
- III. The monthly pension for the Ex-Olympian who represented in the Olympics has been increased from Rs. 2,000/- in 2010 to Rs. 5,000/- in 2013 and Rs. 10,000/- in 2014, and Rs. 12,000 / w.e.f June, 2015 and now five Ex-Olympians have received Rs. 12000/- per month from this Department.
- IV. Youth Computer Training Centre (YCTC) syllabus has been completely revamped and new courses have been introduced after a long gap of eight years.
- V. Vocational Training has been started in each Sub-Division in collaboration with TE&T Department, Govt. of West Bengal.
- VI. Construction of Community Hall-cum-Recreation Centres - especially for Jungle Mahal Gram Panchayats bordering Jharkhand State - 91 numbers, expenditure of Rs.16.88 crores. (Paschim Medinipur - 22, Birbhum - 25 and Purulia - 44).
- VII. Renovation of old Youth Hostels - 18 numbers (Expenditure – Rs. 46.14 crore).
- VIII. Sanction of new Youth Hostels – 24 numbers (Expenditure – Rs. 90.22 crore).
- IX. Setting up of multi-Gym – Rs. 53.75 crore spent for setting of 2244 no. multigym.
- X. Construction of Mini Indoor Games Complex - Rs. 58.32 crore spent for construction of 604 no. of Mini Indoor Games Complexes.
- XI. The Budget of the Department has increased from Rs. 19.61 crore in 2010-11 to Rs. 192.85 crore in 2016-17, and proposed to be Rs. 250.00 crore in 2017-18.

- XII. The allocation of fund for the year 2015-16 was Rs. 160.00 crore and expenditure incurred in 2015-16 was Rs. 167.52 crore. In the current financial year, Rs.192.85 crore has been allocated out of which Rs 60.5402 crore has been released till 14.12.2016.

Sports

16.5 Introduction

The aim of the Department of Sports is to lead to an all round improvement of Sports and Games in West Bengal and generate a new sense of enthusiasm within the sports fraternity to achieve greater heights in national and international competitions. The main objectives of the Department of Sports are (a) to create sports infrastructures like Stadium, Sports Academy, Swimming pool etc. as many as possible, so that more and more youth can participate in sports and games and creation of employment through the works, (b) to provide with financial and other supports to different organizations, clubs etc. including women organizations, for Infrastructural Development and organizing sports meets, competitions etc. so that enthusiasm among the people towards sports and games is increased, (c) to provide with financial and other supports to eminent and promising sportspersons for participation in national and international sports competitions, (d) to maintain and develop the existing infrastructure & (e) other activities as required for development of sports and games. The executing agencies of Infrastructural Development works of this Department are P.W.D. mainly and also Zilla Parishad under supervision of respective D.Ms.

16.6 Major activities for the period 2015-16 to 2016-17 (up to November 2016)

Activities for the financial year 2015-16

The total Budget Provision for this current financial year was Rs. 180.80 crore and actual expenditure Rs. 176.02 crore.

- I. Grant of Rs. 2 lakh to 2000 new clubs & @ Rs. 1 lakh to 5194 old clubs to be disbursed to registered clubs. A total fund of Rs. 88.08 crore was released for this purpose during this year.
- II. Sanction & Release of grant of Rs. 4.11 crore in total for organizing Himal Tarai Dooars Sports Festival as well as for providing Rs. 25,000/- each to 412 clubs & Rs.1,500/- each to 8765 participating individuals during Himal-Tarai -Dooars Sports Festival, 2015-16 in the Districts of Darjeeling, Jalpaiguri, Alipurduar & Siliguri Sub-Division.
- III. A total amount of Rs. 5.2 crore only has been sanctioned for organising Sunderban Cup, 2015-16.
- IV. Felicitations and awards have been given to prominent players, coaches and players of yesteryears at a cost of Rs. 103.00 lakh. 31 players were awarded with Khel Samman @ Rs. 50,000/-, 12 Coaches were awarded with Kriraguru Samman @ Rs. 1.00 lakh, 47 sports personalities were awarded with Banglar Gourav @ Rs. 1.00 lakh, Life Time Achievement Award was given to two sports persons @ Rs. 5.00 lakh.
- V. Rs. 24.31 lakh only sanctioned during current financial year of 2015-16 in favour of Mayel Lyang Lepcha Development Board under Tribal Development Department of Government of West Bengal for imparting training to 100 Lepcha youths in modern techniques & equipments in Archery as well as development of infrastructure for the said training in the first phase.

- VI. Various other sporting events were also funded by the Department of Sports during the year 2015-16.
- VII. A total fund of Rs. 61.20 crore was sanctioned for various schemes of construction/modernisation & upgradation of stadia / swimming pools etc.
- VIII. Rs.1.37 crore in favour of District Magistrate, Burdwan during 2015-16 as the 2nd and final installment for completion of the work of Upgradation of Bhatar Stadium, Burdwan.
- IX. Administrative approval of Rs. 6.42 crore only was accorded for construction of 4 Galleries including Renovation & Development of Stadium ground, Fencing etc. at Bolpur Stadium, Dist- Birbhum with sanction and release of Rs. 50.00 lakh during the current financial year as the 1st instalment.
- X. Administrative approval to the project of Rs. 1063.40 lakh for Construction and Development of Diamond Harbour Sports Complex, District-South 24 Parganas and sanction and release of Rs. 1.00 crore in favour of D.M., South 24 Parganas during 2015-16 as the 1st instalment.
- XI. Administrative approval of Rs. 2.51 crore only has been accorded for construction of Open Gallery at Kultali Dr. Ambedkar College, District- South 24 Parganas with sanction and release of Rs. 1.00 crore.
- XII. Administrative approval to the scheme of Rs. 5.68 crore only and sanction and release Rs. 2.22 crore for Construction of Natural Grass Turfing at the Main Ground at Vivekananda Yuba Bharati Krirangan, Salt Lake, Kolkata.
- XIII. Administrative approval of Rs. 49.31 crore accorded to the scheme of repair and renovation/upgradation of Vivekananda Yuba Bharati Krirangan for ensuing FIFA Under-17 World Cup along with sanction & release of Rs. 4.36 crore only for implementation of the scheme.
- XIV. Illumination facility provided at Mohun Bagan Ground with a fund of Rs. 3.5 crore (Rs. 49.97 lakh under MPLAD).
- XV. Administrative approval accorded of Rs.15.27 crore only for setting up of a football stadium & other allied works at Bengal Gymkhana Ground at Tala Park, Ward No. 5, Borough-1, Kolkata with sanction & release of Rs. 3.00 crore only in favour of the Municipal Secretary, Kolkata Municipal Corporation as 1st installment.
- XVI. The VYBK stadium in Salt Lake has been taken up for a thorough renovation and upgradation for hosting the Under-17 FIFA world cup in 2017.
- XVII. Repairs have been sanctioned for Rabindra Sarovar Stadium and the Kishore Bharati Stadium at Jadavpur so that these venues can also host important national level tournaments.
- XVIII. A match involving the legendary Indian Tennis player Mahesh Bhupathi, Leander Paes, Sania Mirza and Martina Navratilova was organized at the Netaji Indoor Stadium with support from the Department of Sports on 25th November, 2015.
- XIX. A total of 53 projects have been funded for construction/ renovation & upgradation.

- XX. Rs. 1.2 crore only during the current financial year in favour of West Bengal State Council of Sports towards giving financial assistance to District Sports Council @Rs. 6.00 lakh each for development of sports in the Districts(e.g. organising District level championship, sports related coaching camps & etc.)
- XXI. Rs. 79.99 lakh only granted during the current financial year in favour of West Bengal State Council of Sports towards giving financial assistance to Sub-Divisional Sports Councils for development of sports in the Sub-Divisions(e.g. organising Sub-Divisional level championship, sports related coaching camps & etc.)
- XXII. Rs. 25.00 lakh only granted during the current financial year in favour of West Bengal State Council of Sports towards giving financial assistance to Bengal Olympic Association for meeting up the expenditure for organizing 5th Netaji Subhas State Games - 2016.
- XXIII. Rs. 4.68 lakh only sanctioned for providing financial assistance to 13 needy sportspersons of yesteryears.
- XXIV. Release of grant of Rs. 68,241/- only during the current financial year in favour of Miss Anushka Burman, Lawn Tennis player of West Bengal as 90% of travelling cost to Spain for availing Lawn Tennis coaching in the F.Y. 2015-16 .
- XXV. Non-residential coaching camps have been organized across the state in various disciplines through the West Bengal State Council for Sports (WBSCS).
- XXVI. The new Sports Policy, 2015 for the state has been approved by the Cabinet and has been published.

Activities for the financial year 2016-17

The total Budget Provision for this current financial year was Rs. 225.00 crore and till date expenditure is Rs.113.07 crore.

- I. An amount of Rs. 9.53 crore was released till date for various scheme of development of sports & games in the state including:
 - a) Rs. 72.00 lakh for felicitation of Sports person with Khel Samman Award 2016.
 - b) Rs. 2.00 lakh to Jaidip Mukerjea Tennis Academy for meeting up the expenditure incurred for organizing exclusive 8 man invitational prize money tennis tournament in his academy,
 - c) Rs. 2.00 lakh towards distribution of 500 footballs at the time of Commissioner's Cup Football Tournament, 2016 by C.P. of Police, Bidhannagar,
 - d) Rs. 25.00 lakh to *Kolkata Police Sports Control Board* organising Friendship Cup Football Tournament, 2016.
 - e) Rs. 43.00 lakh to North Bengal Board for Development of Sports & Games through West Bengal State Council of Sports for organising Talent Search Competition for football and special coaching camps in 3 Hill Sub-Divisions of Darjeeling District,

- f) Rs. 15.00 lakh to Director General of Police & Inspector General of Police, West Bengal and Kolkata Police who are going to organize jointly the 1st All India Police Judo Cluster Championship, 2016.
- g) Rs. 15.00 lakh to North Bengal Table Tennis Association for organizing 78th Cadet & Sub-Junior National Table Tennis Championship, 2016.
- h) Rs. 50,000/- to Handicapped Development Welfare Association for organizing 5th All Bengal Handicapped Chess Tournament.
- II. An amount of Rs. 4.95 crore was sanctioned for various infrastructure such as Construction of Club House cum Gallery at Bibhuti Park Play Ground under Birnagar Municipality, District-Nadia. Installation of PVC Bucket chair at E B Members Gallery, Construction of peripheral drainage system at EB Ground, Providing illumination facility to Md. Sporting Club Ground at Kolkata Maidan.
- III. An amount of Rs. 76.61 lakh was sanctioned for upgradation of VYBK for ensuing FIFA U-17 World Cup, 2017, District Sports Complex at Barrackpore, District- North 24 Parganas, "Renovation and Modernisation of Rabindra Sarobar Stadium, Kolkata, extension of Gallery beside Old Club House of Kalyani Stadium, Dsit. Nadia, Construction of Sports Complex at Uluberia, District – Howrah, Establishment of District Sports Complex at Naihati, District- North 24 Parganas, construction of Swimming Pool at Baruipur Municipal area, District-South 24 Parganas, new stadium at Memari Vidyasagar Smriti Vidyamandir (Unit-2), District - Burdwan.
- IV. Another amount of Rs. 9.63 crore only has been sanctioned for upgradation, repair & renovation of VYBK for ensuing FIFA U-17 World Cup, 2017.
- Rs. 4.86 crore has also been sanctioned for other projects such as Development of Nabadwip Stadium Ground under Nabadwip Municipality, District- Nadia, Construction of Sports Academy (Phase-II) at Khatra, District -Bankura.

Table No. 16.1

**Financial year wise Budget Provision & Actual Expenditure for the period 2011-12 to 2016-17
(Upto November, 2016)**

Financial Year	Budget Provision (Rs. in crore)	Actual Expenditure (Rs. in crore)
2011-12	56.00	41.86
2012-13	91.01	72.31
2013-14	128.25	100.69
2014-15	142.00	134.58
2015-16	180.8	176.02
2016-17	225.00	113.07(November, 2016)

Source: Department of Youth Affairs and Sports