

DISTRICT STATISTICAL HAND BOOK

2016 - 17

DHARMAPURI DISTRICT



**DISTRICT STATISTICAL OFFICE,
DHARMAPURI**

K.VIVEKANANDAN,I.A.S,
DIST COLLECTOR
DHARMAPURI



FORWARD

Dharmapuri District Statistical Hand Book for the year 2016-17 has been prepared by the Department of Economics and Statistics. The important data related to various department has been collected and presented here. It will be very useful to the Planner, Research Scholars, Students, N.G.Os. as well as Government officials.

I commend the steps taken by this Department official especially those who were involved in collection, compilation and presentation of data. For further improvement of this Book, suggestions are always welcome.

I thank all Government Departments, Quasi Government and Public Sector Officials for furnishing the data in time.

This data is also available in this District website

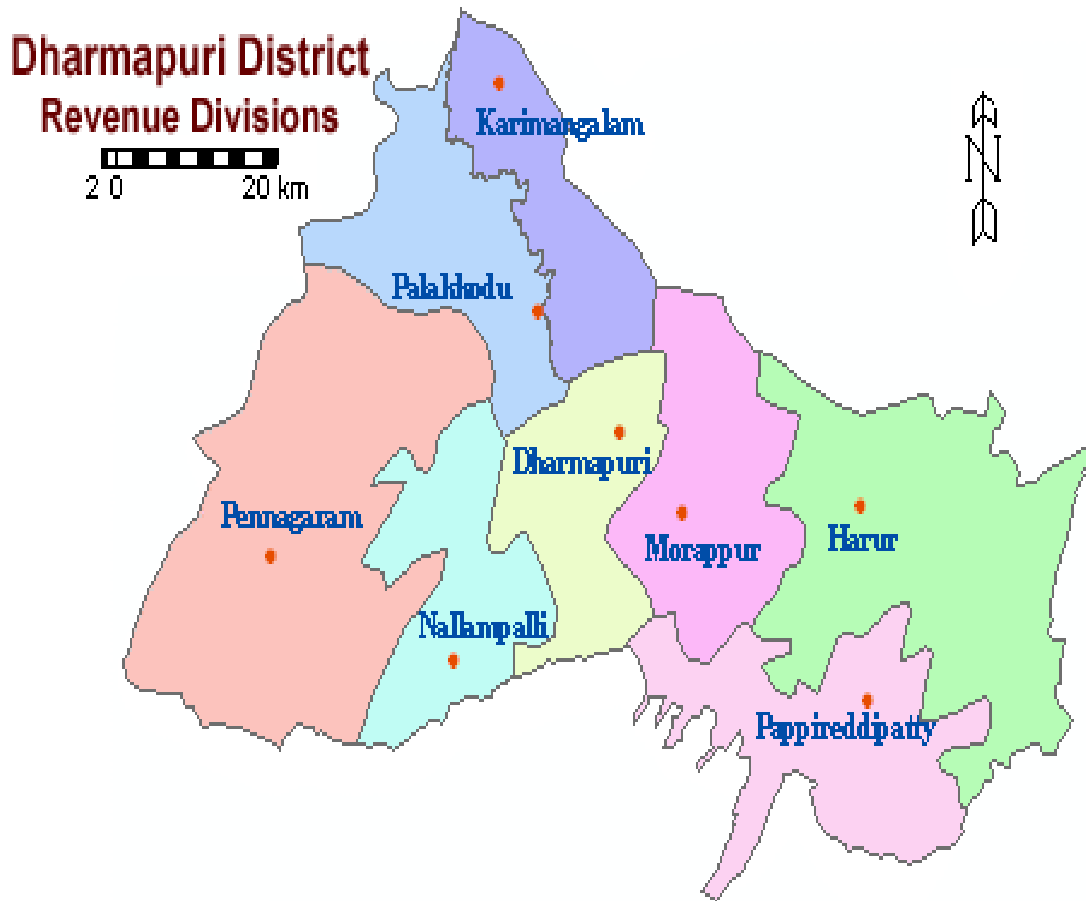
www.dharmapuri.tn.nic.in

Place: Dharmapuri

Date :

DISTRICT COLLECTOR,
DHARMAPURI

DHARMAPURI DISTRICT MAP



© GISNIC - TNSU

PREFACE

District Statistical Hand book of Dharmapuri District for the year 2016-17 presents the test Statistical data on Population, Agriculture, Prices, Education, Co-operation, Transport, Electricity, Banking, Local Bodies, Medical Services, Vital Statistics etc. It has been prepared by this office in accordance with the instructions given by the Department of Economics and Statistics, Chennai-6.

Dharmapuri District Collector has shown enormous interest in guiding us to collect the data from various Departments to improve its quality in different dimensions.

It is hoped that this Book will surely be useful for reference purpose in various fields. The co-operation extended by various Head of Offices, Public and Private Sector undertakings for the preparation of this Handbook is gratefully acknowledged.

Appreciation is conveyed to the staff of Statistical Department who have collected the data and prepared this Statistical Hand Book with worthiness. Constructive suggestions for further improvement of this Statistical Hand Book are welcome.

**DEPUTY DIRECTOR OF STATISTICS
DHARMAPURI.**

SALIENT FEATURES OF THE DISTRICT

Dharmapuri District was bifurcated from the erstwhile Salem District and Dharmapuri District came into existence from 2nd October, 1965, consisting of Hosur, Krishnagiri, Dharmapuri and Harur Taluks. Subsequently, Dharmapuri District was again bifurcated into two districts viz., Dharmapuri and Krishnagiri on **9-2-2004** due to administrative reasons, more number of villages and vast area.

LOCATION AND AREA

After the bifurcation of Krishnagiri District from Dharmapuri District, the present Dharmapuri District is located approximately between 11°47” and 12°33” of the North Latitude and between 77°02” and 78°40’30” of east longitude. The total geographical area of the district is 4497 Sq.kms.

BOUNDARIES

The present Dharmapuri District is surrounded by Thiruvanamalai & Villupuram Districts in the East, Karnataka State in the West, Krishnagiri District in the North and Salem District in the South.

CLIMATE

The climate conditions of the district is hot and dry in summer i.e., from March to May and in winter, it is very cold and misty i.e., from November to February.

RAINFALL

The Normal Rainfall of the District is 902.1 mm. During the year 2016-17 the Actual Rainfall of the District is 622.41 mm.

SOIL

Different types of the soils such as black or mixed loams, red ferruginous and gravel are found in the district. The black or red loam is very fertile due to its moisture absorbing character. Red and sandy clay loam soils are seen in Vannampatti area. Block Clay loam soils are seen in Dharmapuri Taluk and Jayapuram. Sandy and Slity clay loam soils are seen in Harur, Nattam and Mariyampatti Area. Red and Sandy Clay loam soils are seen in Thoppur and Salem. Considerable stretches of good loam and black soil are found in Dharmapuri district. In general, the soil in the district is quite loose and fresh with its color varying from red to dark brown. The soil has low nitrogen and phosphate content with marked variations between different Taluks.

POPULATION

The population of the District as per 2001 Census was 1242615 of which males and females constitute 641541 and 513774 respectively. As per 2001 Census, there were 677674 literates of which males and females were 408111 and 269563 respectively. Of the total population, main workers were 558469, cultivators 240963 and agricultural labourers 152658. Moreover, the available 2011 Census figures are also incorporated in this book.

POPULATION

In 2011, Dharmapuri had population of 1506843 of which male and female were 774303 and 732540 respectively. In 2001 census, Dharmapuri had a population of 1242615 of which male were 641541 and remaining 513774 were females. The initial provisional data released by census India 2011, shows that density of Dharmapuri district for 2011 is 335 people per sq.km. In 2001, Dharmapuri district density was at 286 people per sq. km.

Average literacy of Dharmapuri in 2011 was 68.5 compared to 60.31 of 2001. If things are look out at gender wise, male and female literacy were 76.9 and 59.80 respectively. For 2001 census, same figures stood at 70.52 and 49.47 in Dharmapuri District. Total literate in Dharmapuri District were 917709 of which male and female were 527599 and 390110 respectively. In 2001, Dhamapuri District had 677674 in its district.

With regard to Sex Ratio in Dharmapuri, it stood at 946 per 1000 male compared to 2001 census figure of 932. The average national sex ratio in India is 940 as per latest reports of Census 2011 Directorate. In 2011 census, child sex ratio is 911 girls per 1000 boys compared to figure of 869 girls per 1000 boys of 2001 census data.

RIVERS AND IRRIGATION

The Chief Rivers that flow through the District are Cauvery, Chinnar and Vaniyar. Though River Cauvery flows the border of the State, as well as the District, due to topographical condition possibility of construction of Dam is far away in the planning of the state.

INFRASTRUCTURAL FACILITIES:

The Salem and Bangalore broad gauge Railway line and Chennai-Coimbatore broad gauge line are passing through the District for about 126.0 kms.

ROADS

The district is having a total network about 5748 kms. of surfaced and un-surfaced roads. National Highways (N.H.7) connecting Kanniyakumari to Kashmir, (N.H.46) Chennai to Bangalore and (N.H.66) Pondichery to Bangalore passes through the District.

COMMUNICATION:

The District has a well developed network of Post and Telegraph Offices numbering about -259 and 61 Telephone Exchanges.

TOURIST PLACES:

Hogenakkal and Theerthamalai are two important tourist places of Dharmapuri District.

DEPUTY DIRECTOR OF STATISTICS

DHARMAPURI.

DHARMAPURI DISTRICT PROFILE- 2016-17

1. GEOGRAPHICAL POSITION

North Latitude :	Between 11° 47'N and 12° 33'S
East Longitude:	Between 77° 28'E and 78° 40'30" M

2. AREA AND POPULATION – (2011 CENSUS)

i.	Area (in Sq. kms.)	4497
ii.	Population	1506843
	a Male Population	774303
	b Female Population	737540
	c Rural Population	1245931
	d Urban Population	260912
iii	Density(persons/sq.km)	335
iv	Literates	917709(68.5%)
v	a Total Workers(2011)	751170
	b Male Workers	446057
	c Female Workers	305113
	d Rural Workers	646077
	e Urban Workers	105093
vi	(i) Main Workers	652996
	a Cultivators	191080
	b Agricultural Labourers	217062
	c Household Industry	11308
	d Other Workers	233546
	(ii) Marginal Workers	98174
vii	Non-Workers	755673

Languages Spoken in the district Tamil, Telugu; Kannadam, Malayalam and Urudu

3. VITAL STATISTICS

a	Birth	24354
b	Death	6596
c	Infant Deaths	329
(i)	Birth Rate (Per 1000 Population)	
	a Rural	14.8
	b Urban	16.7
(ii)	Death Rate (Per 1000 Population)	
	a Rural	3
	b Urban	4.3
(iii)	Infant Mortality Rate (Per 1000 Population)	
	a Rural	14.1
	b Urban	3.2
(iv)	Expectation of life at Birth (Tamilnadu 2001-06)	
	a Male	64.9
	b Female	68.4

Source: Deputy Director (Health), Dharmapuri

(v)	Dharmapuri Municipality (2016-17) Birth and Death Registered	
a	Live birth Registered	13234
b	Deaths Registered	1928
c	Infant Deaths	17
d	Birth Rate	193
e	Death Rate	28
f	Infant Mortality Rate	1.28
g	Snake Bites (Death) causes	21
h	Maternal Death causes	3
i	Poisoning	19

Source: Dharmapuri Municipality

4. TEMPERATURE (in Degree Centigrade)

a	Plains	Temperature station shifted to Krishnagiri District
i	Maximum	
ii	Minimum	
b	Hill Stations	
i	Maximum	
ii	Minimum	

5. RAINFALL(2016-17) (In mm)

a	Normal	
1	North East Monsoon	330.1
2	South West Monsoon	393.4
3	Summer	160.4
4	Winter Monsoon	18.2
b	Actual	
1	North East Monsoon	95.46
2	South West Monsoon	247.95
3	Summer	138.36
4	Winter Monsoon	140.64

6. AGRICULTURE

a	Total Cultivated Area (Hec)	161676.543
b	Net Area Sown (Hec.)	129425.445
c	Area Sown more than once (Hec.)	32251.098
d	Area and Production of Principal Crops	Area (Hect.) in '000'
i	Paddy	11431.21
ii	Millets and Other Cereals	36832.736
iii	Pulses	29796.542
iv	Sugarcane (Gur)	8233.49
v	Groundnut	7676.448
vi	Sunflower	122.48
vii	Cotton (BT)	11822.809
viii	Fodder Crops	3196.14

Source: 'G' Return 2016-17

Agricultural Land Holdings (2010-11)

i	Holdings(Nos.)	265941
ii	Area (Hec)	199112
iii	Average Size of Holdings	0.92
iv	Important Food Crops	Paddy, Cumbu, Cholam, Ragi, Redgram, Blackgram, Mochai, Mango, Banana, Potato, Cabbage, Brinjal, Bhendi and Tomato.
v	Important Non Food Crops	Cotton, Mulberry, Flowers and Betel wine

Source: Agricultural Census-2010-2011.

7. IRRIGATION

i	Net Area Irrigated by (Hec.)	
a	Government Canals	294.93
b	Private Canals	90
c	Tanks	646.14
d	Tube Wells	741.7
e	Other Wells	47456.27
f	Other Sources	7
ii	Total Net Area Irrigated	49229.04
iii	Gross Area Irrigated	63684.34
iv	Name of the River	Cauvery, South Penniyar, Vaniyar, Varataar
v	Name of the Lakes	Alapuram lake, and AnnasagaramLake

Source: 'G' Return 2016-17

8. ANIMAL HUSBANDRY

i	Veterinary Institutions	
a	Veterinary Hospitals	2
b	Veterinary Dispensaries	72
c	Clinician Centres	1
d	Sub Centres	6
ii	Poultry Development as on (Lakh Nos.)	
a	Chicks produced in hatcheries	NIL
b	Birds sold for breeding	NIL
c	Birds sold for table	19304754
iii	Livestock Census Livestock and Poultry Population 2016	
a	Cattle	31533
b	Buffaloes	49406
c	Sheep	130578
d	Goat	188366
e	Poultry	3789005

Source: Regional Joint Director of Animal Husbandry, Dharmapuri

9. DAIRY DEVELOPMENT

Dairies (Govt)	NIL
Daries (Pvt)	3
Milk Chilling plant	2
No of Milk Societies	97761
Milk Production(per day)	2487039.84

Source: Diary Development, Dharmapuri

10. FISHERIES

a	Length of Coastal Line (Km.)	NIL
b	No,of Coastal Blocks	NIL
c	No.of Coastal Centres	NIL
d	Marine Fish Production (Tonne)	NIL
e	Inland Fish Production (Tonne)	2863.81
f	Value Rs.in Lakhs (Inlandfish)	2577.5
g	No. of Fisherman engaged	500

11. FOREST

A	Forest Area (Hec.)	
a	Reserved Forests	159858.517
b	Unclassified Forests	-
c	Reserved Lands	5048.5
B	Out-turn of Forest Product	
1	Timber (Cu.m.)	NIL
2	Fire wood (MT)	2584.18 MT
3	Pulpwood (MT)	NIL
4	Sandalwood (MT)	NIL
5	Rubber (MT)	NIL
6	Bamboo (Tonne)	NIL
7	Tea Green Leaves (Tonne)	NIL
8	Wattle Bark (MT)	NIL
9	Cashew (Tonne)	NIL

Source: District Forest Office, Dharmapuri.

12. ELECTRICITY

A	Generation of Electricity (in m.u.)	
a	Hydro	Nil
b	Wind Mill Generation	Nil
c	Thermal	Nil
d	Power Purchased	27.08
e	Gas Turbine	Nil

B	Consumption of Electricity (in m.u.) Kwh.	
a	Agriculture	-
b	Industry	33.53(HT)&29.07(LT)
c	Commercial	3.723(HT)&36.23(LT)
d	Domestic	201.45(LT)
e	Public Lighting & Water Works	80.73(HT)&33.61(LT)
f	Sales to Licensees	Nil
g	Sales to Other States	Nil
h	Miscellaneous	36.36(HT)&30.29(LT)
C	Rural Electrification	
1	Number of Pump sets Energized (during the year)	870
2	Number of Villages Electrified	-
3	Number of Hamlets Electrified	-

Source: Tamilnadu Electricity Board, Dharmapuri.

13. INDUSTRIES

1	No.of Working Factories (Registered)	242
2	No.of Mandays Worked (Lakhs)	-
3	No.of Trade Unions	-
4	No.of Strikes (No. of disbutes)	6
5	No.of Lockouts	NIL
6	Large Scale Industries	1
7	Medium Scale Industries	-
8	Small Scale Industries	723
9	Cottage Industries	124
10	Name of the important Industries	Dharmapuri Roller flour Ltd and Dharmapuri, District Co-operative Sugar Mills, Palacode, Subramania Sive Co-op. Sugar Mills,Harur, Kumaragiri Textiles Ltd., Thangavelu Spinning Mills Ltd., Sri Venkateswara Wheat Mills Private Limited Tirumala Milk Products (P) Ltd
11	Name of the Industrial park :	Dharmapuri,

Source: Inspector Of Factories And District Industries Centre, Dharmapuri

14. KHADI AND VILLAGE INDUSTRIES	Production Sales	
	(Rs in Lakhs)	
a KHADI		
1 Cotton	19.37	11.59
2 Woolen	NIL	NIL
3 Silk	NIL	NIL
4 Polyester	-	-
5 Rural Textile	-	-
b VILLAGE INDUSTRIES	0	5.85
Total (a+b)	19.37	17.44

Source: Asst. Director (Khadi & Village) Dharmapuri.

15. MEDICAL AND HEALTH

1 Modern Medicine

a No.of Hospitals	5
b Dispensaries	-
c Primary Health Centers Including Sidha PHC	25
d Health Sub Centers	222
e Other Medical Institution	NIL
f Beds in Hospitals and Dispensaries	1316
g Total Number of Doctors	63
h No of Nurses	21
i Maternity & Child welfare clinic	3
j Total Number of Nurses	389

2 Indian Medicine

a No.of Hospitals	5
b Dispensaries	2
c Primary Health Centers	23
d Beds in Hospitals and Dispensaries	0
e Total Number of Doctors	6
f Total Number of Nurses	2

3 HOMOEOPATHY

a No.of Hospitals	1
b Dispensaries	NIL
c Beds in Hospitals and Dispensaries	1
d Total Number of Doctors	1
e Total Number of Nurses	NIL

Source: Joint Director Of Medical And Rural (Health Services) Dharmapuri

1 Bed Strength	2195
2 No. Of Doctors	620
3 No. Of Nurses	738

Source: Deputy Director Of Health Services, Dharmapuri

16. EDUCATION

1	Universities	-
2	Arts and Science Colleges	23
3	Medical Colleges	1
a	MEDICINE	
i	Allopathy	NIL
ii	Indian Medicine	NIL
iii	Homoeopathy	NIL
b	Engineering and Technology	6
c	Agriculture	NIL
d	Veterinary	NIL
e	Law	1
4	Colleges for Special Education B.Ed.,	30
5	Pharmacy and Nursing	12
6	Pre-Primary schools	107
7	Elementary Schools	948
8	Middle Schools	346
9	High schools	157
10	Higher Secondary schools	157
11	Teacher Training Colleges	3
12	Kendra Vidhayala	1

Source: Education Department, Dharmapuri

17. TRANSPORT

A	Road Length (Km.)	
1	National Highways	50.7
2	State Highways	1434
3	Municipalities Road	60.742
4	Panchayat Union and Panchayat Road	3418.235
5	Town Panchayat and Townships Road	332.305
6	Others (Forest Roads)	NIL

Source: Divisional Engr. (Highways) Dharmapuri

B	REGISTERED MOTOR VEHICLES	
1	Commercial	15406
2	Non-Commercial	476216

Source: Regional Transport Officer, Dharmapuri

C	Railway Length	
1	Route Length (Km.)	
i	Broad Gauge	208
ii	Meter Gauge	NIL
2	Track Length (Km.)	
i	Broad Gauge	66

ii	Meter Gauge	NIL
3	Number of Railway Stations	5

Source: Railway Station, Dharmapuri

D	Number of Sea Ports	NIL
E	Number of Air Ports	NIL
F	Name of the Export Commodity	NIL
G	Name of the Import Commodity	NIL

Source: Regional Transport Officer, Dharmapuri

18. COMMUNICATION

a	Post & Telegraph		
1	Post Offices doing postal business Alone	31	
2	Post Offices doing Post & Telegraph Business:	-	
B	Telephones	LL	WL
1	No. of Telephones in use 2016-17	46592	13750
	No. of Public Call Offices		
	STD PCO	117	
	CCB PCO	228	
	No. of Telephones Exchanges	58	19

Source: General Manager, BSNL, Bharathipuram, Dharmapuri

19. CO-OPERATION

1	Primary Land Development Banks	2
2	Cooperative Apex Banks (TNSC)	-
3	District Central Cooperative Banks (Including Branches)	1
4	Urban Banks	1
5	Primary Agricultural Credit Societies	131
6	Housing Cooperative Societies	NIL
7	Employees Cooperative Societies	47
8	Lift Irrigation Societies	NIL
9	Weavers Cooperative Societies	NIL
10	Industrial Cooperative Societies	NIL
11	Khadi & Village Industries Societies	NIL

12	Primary Cooperative Stores	1
13	Cooperative Sugar Mills	2
14	Co-op. Credit societies	NIL
15	Other co-op. Societies1)Marketing	2
16	Vegetables	NIL
17	Press	3

Source: Joint Registrar (Co-Cooperative Societies), Dharmapuri

20. REGISTRATIONS

a	No.of Registration Offices	12
b	Aggregated Value of property Transferred (Rs.in Crores)	60.09
c	Total no. of Register	32763

Source: District Registrar Office, Dharmapuri

21. HOUSING

i	Green House	623
ii	Pradhan Mantri Awas Yojana	4275
iii	Indira Awaas Yojana Addition	1386

Source: District Rural Development Authority

22. SOCIAL WELFARE (in Nos.)

i	Moovalur General	2433
ii	Moovalur SPL	240
iii	Moovalur TSP	52
iv	Widow Daughter Marriage General	16
v	Widow Daughter Marriage SPL	7
vi	Orphan Girls Marriage General	7
vii	Orphan Girls Marriage SPL	4
viii	Widow Remarriage	0
ix	Widow Remarriage SPL	1
x	Inter Caste Marriage General	0
xi	Inter Caste Marriage SPL	89

Source:Social Welfare Department, Dharmapuri.

23. NUTRITIOUS MEALS PROGRAMME

Name of Programme	P.T.M.G.R.	I.C.D.S.
No.of Centers	1380	1333
Total Beneficiaries	136312	28729

Source: I.C.D.S, Dharmapuri and PA, Noon meal

24.	REVENUE ADMINISTRATIVE DIVISIONS	
a	Revenue Divisions	2
b	Revenue Taluks	7
c	Revenue Firkas	23
d	Revenue Villages	470

25.	LOCAL BODIES	
a	Corporations	NIL
b	Municipalities	1
c	Panchayat Unions	8
d	Town Panchayats	10
e	Village Panchayats	251

Source: Local Administration Dept. Dharmapuri

26.	COMMUNITY DEVELOPMENT	
a	No.of Development Divisions	1
b	No.of Blocks Covered	8
c	Population Covered (Lakhs)	15.07
d	Area Covered (Sq.Km.)	4498

Source: Respective Department

27.	POLICE AND PRISIONS	
a	Police	
1	Police Force	
i	Local	1095
ii	Armed Reserve	282
2	Police Stations	27
3	Police Outposts 1.AN . PS	-
5	Units	2
b	Prisons	
1	Central Prisons	NIL
2	Other Prisons(Sub jails)	2
	Borstal school	NIL

Source: District Police Office, Dharmapuri

28.	LEGISLATURE	
1	Members of the Legislative Assembly:	
a	Elected	5
b	Nominated	NIL
2	Members of Parliament (Lok Sabha)	1
3	Members of Parliament (Rajya Sabha)	--

29. CINEMA THEATRES

a	Permanent	
1	Air-conditioned	1
2	Non-conditioned	20
3	Air Cooled	NIL
b	Open Air Theatres-Video Theatre	-
c	Semi Permanent	-
d	Touring	-

Source P.A General To Collector, Dharmapuri.

30. BANKS/INSURANCE

a	Bank Offices	106
b	Life Insurance	6
1	Offices	6
2	Policies Issued	37678
3	Sum Assured (Rs.in Crores)	1859.79

Source: L.I.C Dharmapuri

31. NATURAL RESOURCES

A	Name of the Minerals found	Black granite, Rough stone, Quarries and sand Grey granite
---	----------------------------	--

Source: Asst.Director (Mines), Dharmapuri

32. NAME OF THE IMPORTANT PILGRIM CENTERS

- 1 Paravasudevar Koil, Malligarjunasami Koil at Dharmapuri
- 2 Theerthagiriswarar Koil, Theerthamalai, Harur Tk.
- 3 Hanumanthar Koil at Hanumantheertham
- 4 Angalaparameswari Koil at Dharmapuri
- 5 Chenrayasami temple at Adiyamankottai
- 6 Sri Ragavendra temple at Bharathipuram
- 7 Chennammal Koil at T.Ammamet
- 8 Singarathoppu Muniappan Koil at Morappur
- 9 Subramaniam Temple, Kumarasami pettai
- 10 Kollapuriamman Koil, Thippampatti
- 11 Anjaneyar Koil, Muthampatti.

33. NAME OF THE TOURIST CENTER

- 1 Hogenakkal, 46 kms from Dharmapuri
- 2 Vathalmalai, 25 Kms from Dharmapuri situated on a hill at a height of 1100 mts
- 3 Vaniar Dam, Situated at a distance of 48 kms from Dharmapuri near Paappireddypatti
- 4 Theerthamalai, 55 kms from Dharmapuri
- 5 Anjaneyasamy Thirukovil, Muthampatty, 25 kms from Dharmapuri towards Salem near Thoppur
- 6 Nagavathi Dam, 15 kms from Dharmapuri
- 7 Kovilur Church, 10 kms from Dharmapuri near Nallampalli
- 8 Thoppur Darga, 30 kms from Dharmapuri
- 9 Athiyaman Kottai, 8 kms from Dharmapuri
- 10 Kesarguli Dam, 55 kms from Dharmapuri

Source: Tourism Office, Dharmapuri.

**DEPUTY DIRECTOR OF STATISTICS
DHARMAPURI**

Sl. No	Content	Page No
1	Area And Population	
1.1	Area, Population, Literates, Sc's, St's – Sexwise	28
1.2	Population By Broad Industrial Categories Of Workers	30
1.3	Population By Religion (2001 census)	30
1.4	Population By Age Groups (2001 Census)	31
1.5	Population Of The District Decennial Growth	31
1.6	Salient Features Of 2001 And 2011 Census	32
2	Climate And Rainfall	
2.1	Temperature At Select Stations	33
2.2	Season Wise Rainfall	33
2.3	Time Series Data Of Rainfall By Seasons (Last 14 Years)	34
2.4	Monthly Rainfall	34
3	Agriculture	
3.1	Soil Classification	35
3.2	Land Utilization	36
3.3	Area And Production Of Crops	38
3.4	Agricultural Implements And Machinery	39
3.5	Number And Area Of Operational Land Holdings	40
3.6	Consumption Of Chemical Fertilisers And Pesticides	40
3.7	Regulated Markets	41
3.8	Crop Insurance Scheme	42
3.9	Sericulture	47
4	Irrigation	
4.1	Sources Of Water Supply –Blockwise	48
4.2	Actual Area Irrigated By Source	49
4.3	Area Irrigated By Crops	50
4.4	Details Of Dams, Tanks, Wells And Bore Wells	51
5	Animal Husbandary	
5.1	Livestock Population	52
5.2	Veterinary Institutions And Animals Treated	53
5.3	Number Of Veterinary Hospitals	53
5.4	Dairy Development	54
5.5	Poultry Development	63
5.6	Fisheries Development And Production (P)	63

6	Banking And Insurance	
6.1	Commercial Banks	64
6.2	Insurance Scheme	65
7	Co-Operation	
7.1	Co-Operative Societies	66
8	Civil Supplies	
8.1	Fair Price Shops	67
8.2	Quantum Of Essential Commodities Distributed And Their Retail Prices	67
8.3	No. Of Ration Cards (Urban)	67
8.4	Quantity Supplied	68
8.5	No.Of Lpg Connections	68
8.6	No.Of Persons Waiting For Lpg Connection	68
9	Communication	
9.1	Post-Offices Doing Postal Business Only	69
9.2	Post-Offices Doing Post And Telegraphic Business	69
9.3	Telegraph Offices	69
9.4	No.Of Telephone Exchanges, Capacity And No.In Use	69
9.5	No.Of Public Call Offices Attached To Each Exchange	70
9.6	No.Of Persons Waiting For Phone Connection.	70
10	Electricity	
10.1	No.Of Power Stations	70
10.2	Quantum Of Power Purchased	71
10.3	Power Consumption Sectorwise	71
10.4	Peak Demand And Energy Output	72
10.5	Revenue From Electric Schemes And Cost Per Unit	72
10.6	Transmission And Distribution Of Electricity	72
10.7	Name And Address Of Fault Report Offices.	74
11	Education	
11.1	Universities, Students And Teachers And Cources Offered	75
11.2	Colleges For General Education, Students And Teachers	76
11.3	College For Professional Education, Students And Teachers	77
11.4	Colleges For Special Education, Students And Teachers	78
11.5	Schools For General Education, Students And Teachers	80
11.6	Schools For Professional Education, Students And Teachers	81

11.7	Schools For Special Education, Students And Teachers	82
11.8	Institutions For Other Profesional Education, Students And Teachers	82
11.9	Computer Training Centres	83
11.10	Hospitals And Inmates By Community	83
11.11	Scholarships To Students By Community	93
12	Fisheries	
12.1	Fisheries Development	98
12.2	Estimated M F Production/Inland Fish Production	98
12.3	Infras Structure in Private Sector	98
12.4	Marian Fish Production And Inland	99
12.5	No. Of Family Engaged In Fishing	99
13	Handloom	
13.1	No.Of Focal Centres With Location Details	99
13.2	No.Of Societies And Varietywise Production	100
13.3	No.Of Power Looms And No.Of Employees Working	100
13.4	No.Of Families Engaged	100
14	Handicrafts	
14.1	Name And Addresses Of Handicrafts	101
14.2	Articles Available In The Handicrafts	101
14.3	Value Of Articles Produced And Value Of Articles Sold	101
14.4	No.Of Families Engaged In Handicrafts	102
15	Health And Family Welfare	
15.1	Hospitals, Dispensaries, Bed Strength, Doctors And Nurses	102
15.2	No.Of Allied Pathological Units Available	103
15.3	Diseasewise Patients Treated	103
15.4	Distribution Of Medical Personnel	104
15.5	Progress Of Family Welfare Programme	104
16	Housing	
16.1	Plans Sanctioned, Building Completed Under Private Sector	104
16.2	Plans Sanctioned, Building Completed Under Public Sector	105
16.3	Amount Invested In Housing And Building Activity Under Public Sector	105
16.4	Construction Activity Of Tamil Nadu Housing Board	106

16.5	Construction Activity Of Tamil Nadu Slum Clearance Board	106
16.6	Construction Activity Of Tamil Nadu Police Housing Corporation Ltd	106
16.7	Index No.Of Building Construction Cost In Urban Centres	107
16.8	Labour Charges Of Construction Workers.	107
17	Industries	
17.1	Results Of Asi	108
17.2	Estimates Of Value Of Output And Value Added By Manufacture By Industries Based On Asi	108
17.3	Industrial Production	109
17.4	Production And Value Of Major Minerals In The District	110
17.5	Production Of Handloom Cloth	110
17.6	Small Scale Industries	110
17.7	Khadi And Village Industries	111
17.8	No.Of Printing Presses	111
17.9	No.Of Photocopy (Xerox) Centres	111
18	Factories	
18.1	Registered And Working Factories	112
18.2	Employment In Working Factories	112
18.3	Trade Unions, Industrial Disputes By Strikes, Lockout And Gheraos	112
19	Local Bodies	
19.1	Municipal Bodies Area And Population By Grades	113
19.2	Municipal Bodies By Taluks	113
19.3	Panchayat Union, Village/Town Panchayats	113
19.4	Revenue Divisions, Taluks, Firkas And Revenue Villages	114
19.5	Tax Collected By Corporation/Municipality/Panchayat Union/ Town Panchayat/Village Panchayat	114
20	Labour And Employment	
20.1	No.Of Persons Registered During The Year And Total No.Of Persons Waiting Upto The End Of The Year As Per Live Register	115
20.2	No of Placements During and Upto the End of the Year	116

21	Legal Service	
21.1	Judicial Divisions And Original Jurisdiction	116
21.2	Results Of Civil And Criminal Cases In The Court Of Original Jurisdiction, Civil Suits Regular.	117
21.3	Results And Revenue Cases In The Courts Of Original Jurisdiction Civil Suits / Criminal Regular For The Year	117
21.4	Results Of Civil And Revenue Cases In The Courts Of Original Jurisdiction Civil Suis / Criminal Regular	118
21.5	Nature Of Free Legal Available And No. Of Beneficiaries, No. Of Cases Is Posed Off In Lok Adalat During The Year	118
21.6	No. Of Advocates Practicing In Courts	119
22	Libraries	
22.1	List Of Head And Branch Libraries In The District With Details Of Members Books Available And Readers	120
22.2	No.Of Libraries Houses In Government Building / Rental Building	120
22.3	No.Of Reading Rooms	121
23	Mining And Quarrying	
23.1	No.Of Mining And Quarrying Units In The District	124
23.2	Classification-Wise Production During The Year	125
24	Manufacturing Sector	
24.1	No.Of Food And Other Allied Manufacturing Units In The District	125
24.2	No.Of Non-Food Manufacturing Units In The District	125
25	Medical Services	
25.1	No.Of Medical Colleges In The District With Students And Teachers	127
25.2	No.Of College Of Pharmacy With Students And Teachers	127
25.3	No.Of Medical Stores In The District - Category-Wise	127
25.4	No.Of Veterinary Colleges With Students And Teachers	128
26	Motor Vehicles	
26.1	No.Of Motor Vehicles (Category-Wise) Registered During The Year And Upto The End Of The Year	128
26.2	No.Of Motor Vehicles (Category-Wise) Available For Hire Purpose During And Upto The End Of The Year	129
26.3	No.Of Persons Issued With Driving Licence	129

27	Non-Conventional Energy Generation	
27.1	No.Of Solar Energy Generating Units In The District With Production Area	130
27.2	No.Of Wind Mills Generating Units With Production Data	130
28	Police And Prisons	
28.1	Police Force	130
28.2	Cognisable Offences Under Indian Penal Code	131
28.3	Prisons And Convicts	131
28.4	No.Of Cases Registered Under Pcr	132
28.5	No.Of Cases Registered Against Woman Harrassment And Dowry	133
29	Public Health	
29.1	Public Health And Medical Services Rendered By Organisations And Individual	133
29.2	Number of Primary Health Centres With Sub Centres	135
30	Printing And Publication	
30.1	No.Of News Papers, Weekly Magazines, Monthly Magazines, Etc., Published	135
30.2	No.Of Publishers In the District Other Than News Papers and Magazines	135
30.3	No.Of Printing, Presses In The District	136
31	Price Indices	
31.1	Index Numbers Of Wholesale Prices	136
31.2	Consumer Price Index Numbers For Industrial Workers	137
31.3	Consumer Price Index Numbers For Selected Essential Items In Rural	137
31.4	Consumer Price Index Numbers For Selected Essential Items In Urban	138
31.5	All India Consumer Price Index Nos. For Industrial Workers	138
31.6	Consumer Price Index For Rural And Urban Combined.	139
32	Quality Control	
32.1	List Of Industrial / Establishment Units Having Quality Control Facilities And The Products Subjected To Quality Control	139

33	Registration	
33.1	No.Of Registration Offices In The District	140
33.2	Registration And Aggregate Value Of Properties Transferred During The Year.	140
34	Repair And Services	
34.1	Authorised Automobiles Repair And Service Stations	141
34.2	Authorised Electrical And Electronic Goods Repair And Service Unit	141
35	Restaurants And Hotels	
35.1	Restaurants, Cafes And Other Eating And Drinking Places	142
35.2	Details Of Hotels	142
36	Recreation And Cultural Services	
36.1	List Of Cinema Theatres And Their Capacities	142
36.2	List Of Clubs And Associations	143
36.3	List Of Motion Picture Distributors And Projection Services	143
37	Social Welfare	
37.1	Puratchi Thalaivar Mgr Nutritious Meals Programme Centres	143
37.2	No.Of Beneficiaries Under Puratchi Thalaivar Mgr Nutritious Meals Programme	144
37.3	No.Of Beneficiaries Under The Free Supply Of Text Books And Uniforms	144
37.4	No.Of Beneficiaries Under Old Age Pension Scheme	145
37.5	Free Houses And House Sites Distributed To Community	145
37.6	No Of Beneficiaries Under Welfare Schemes	146
38	Conservancy Services	
38.1	No. Of Conservancy Workers Engaged In Conservancy, Garbage And Debris Disposal And Other Particulars.	147
38.2	No.Of Vehicles Engaged In The Conservancy Services	148
39	Scientific And Research Services	
39.1	Institutions And Laboratories Engaged In Research Work	149
40	Storage Facilities	
40.1	List Of Agricultural And Non-Agricultural Storage Godowns	149
40.2	List Of Cold Storage Godowns	150

41	Textiles	
41.1	No.Of Ginning, Spinning And Weaving Mills In The District	150
41.2	Quantum Of Production During The Year	150
42	Trade And Commerce	
42.1	No.Of Major And Minor Trade And Commercial Estate In The District	151
43	Transport	
43.1	Length Of Roads	151
43.2	Road Accidents	152
43.3	Register Motor Vehicles	152
43.4	Transport Corporation	153
43.5	Select Indicators Of Overall Performance Of State Transport Corporation	153
43.6	Railway Lines And Stations	154
43.7	Port Development	154
43.8	Airports	154
43.9	Private Transport Operations	155
44	Tourism	
44.1	Places Of Tourist Attraction	155
44.2	The List Of Places Of Worship	156
44.3	List Of Hotels And Restaurants	156
44.4	Recreation Facilities	157
44.5	The List Of Travel Agents	157
44.6	Train And Air Service Timings	158
45	Vital Statistics	
45.1	Births And Deaths Registered In The District	161
45.2	Birth, Death And Infant Mortality Rates In The District	161
45.3	Death By Causes	161
46	Voluntary Services	
46.1	List Of Voluntary Services Available In The District For The Development Of Rural And Urban Population	162
47	Water Work And Supply	
47.1	No.Of Schemes Operated In The District	165
47.2	No.Of Workers Engaged In The Water Works And Supply	165
47.3	No.Of House Connections, Fountains	166
48	Fire And Rescue Services	
48.1	Fire And Rescue Services	166

1. AREA AND POPULATION

1.1 AREA, POPULATION, LITERATES, SC'S, ST'S – SEXWISE

Year: 2016-17

Sl. No	Name of the Block	Area (sq.km)	Population			Literates		
			Persons	Males	Females	Persons	Males	Females
1	Dharmapuri	282.6	250613	128168	122445	167426	93418	74008
2	Nallampali	377.14	190535	98042	92493	115359	67080	48279
3	Pennagaram	646.71	234853	123177	111676	132404	78441	53963
4	Harur	541.26	190760	96917	93843	116123	65717	50406
5	Morappur	454.65	175071	89503	85568	110366	63537	46829
6	Pappireddipatti	218.07	118522	59922	58600	75758	42803	32955
7	Karimangalam	351.51	156962	81327	75635	89825	52908	36917
8	Palacode	402.37	189527	97247	92280	110448	63695	46753
	Total	4497*	1506843	774303	732540	917709	527599	390110

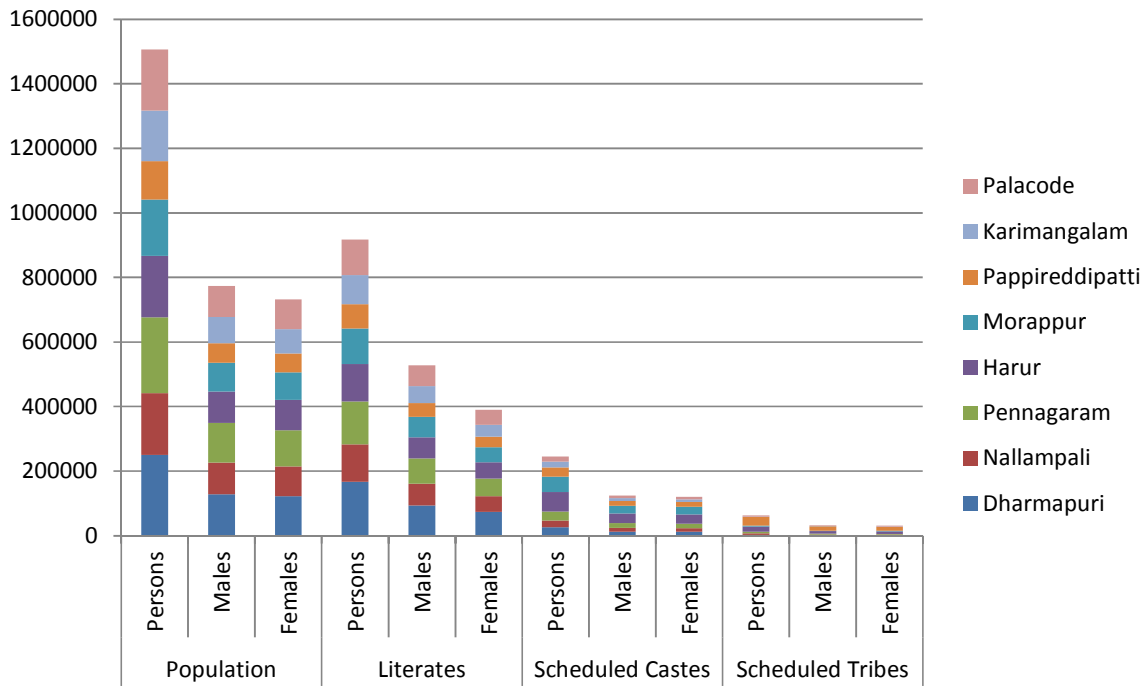
POPULATION SC'S, ST'S – SEXWISE

Year: 2016-17

Sl. No	Name of the Block	Scheduled Castes			Scheduled Tribes		
		Persons	Males	Females	Persons	Males	Females
1	Dharmapuri	25756	13127	12629	2473	1291	1182
2	Nallampali	21596	10946	10650	4252	2214	2038
3	Pennagaram	28017	14643	13374	4900	2594	2306
4	Harur	58940	29785	29155	16486	8343	8143
5	Morappur	48667	24786	23881	2937	1510	1427
6	Pappireddipatti	28439	14239	14200	26122	13201	12921
7	Karimangalam	17355	8764	8591	2070	1081	989
8	Palacode	16622	8416	8206	3804	1896	1908
	Total	245392	124706	120686	63044	32130	30914

Source: Census of India 2011

Population, Literates, SC's, ST's



1.2. POPULATION BY BROAD INDUSTRIAL CATEGORIES OF WORKERS

Year: 2016-17

Sl.No	Industrial Category	District		Tamil Nadu	
		Persons	% to total workers	Persons	% to total workers
1	Total Main Workers	652996	86.93	27942181	85
	a) Cultivators	191080	25.44	4248457	12.9
	b) Agricultural Labours	217062	28.9	9606547	29.2
	c) Household Industry Manufacturing, Processing, Servicing and Repairs	11308	1.51	1364893	4.2
	d) Other Workers	233546	31.09	17664784	53.7
2	Marginal Workers	98174	13.07	4942500	15
	Total Workers	751170	49.85	32884681	45.58
	Non Workers	755673		39262349	
	Total Population	1506843	-	72147030	-

Source: Census of India 2011

1.3 POPULATION BY RELIGION

Year: 2016-17

S.No	Religion	Persons in Dharmapuri	Percentage (%) Dharmapuri
1	Hindu	1452956	96.42
2	Muslim	38304	2.54
3	Christian	14089	0.94
4	Sikh	164	0.01
5	Buddhist	39	0
6	Jain	37	0
7	Other Religions	87	0.01
8	Religions not stated	1167	0.08
	Total Population	1506843	100

Source: Census of India 2011

1.4. POPULATION BY AGE GROUPS

Year: 2016-17

Sl.No	Age Groups	Persons in Tamilnadu (in '00)	Percent to total in Tamil Nadu
1	0-14	356214	23.6
2	15-29	403928	26.8
3	30-44	349300	23.2
4	45-59	240554	16
5	60 and above	156847	10.4
	Total	1506843	100

Source: Census of India 2011

1.5 POPULATION OF THE DISTRICT DECENNIAL GROWTH

Year: 2016-17

Period (Subject to the period of availability)	Region	Population	Percentage Variation Since previous Census
2001	Total	64496	9%
2011	Total	211661	16.34%

Source: Census of India 2011

1.6 SALIENT FEATURES OF 2011 CENSUS BLOCK AND MUNICIPALITY WISE

Year: 2016-17

Sl.No	Name of the Block/ Municipality	Density per sq. Km	Females per 1000 males	Increase in Population since 2001 in %	Urban Population %	Rural Population %
1	Dharmapuri	886.81	955	9%	45	55
2	Nallampalli	505.21	943	10.7	-	100
3	Harur	363.15	968	16.47	13	87
4	Morappur	352.44	956		13	87
5	Pappireddipatty	385.07	978		19	81
6	Pennagaram	543.5	907	7.78	13	87
7	Palacode	446.54	949	19.13	18	82
8	Karimangalam	471.03	930	16.25	9	91
9	Dharmapuri Municipality	5890.04	1013	8.73	100	-
	DISTRICT	335.08	946	15.27	17	83

Source: Census of India 2011

1.6 SALIENT FEATURES OF 2011 CENSUS BLOCK AND MUNICIPALITY WISE (contd..)

Sl. No	Name of the Block/Municipality	Literacy rate among		SC Population in %	ST Population in %
		Male (%)	Female (%)		
1	Dharmapuri	73	60	10	1
2	Nallampalli	68	52	11	2
3	Harur	64	48	12	2
4	Morappur	68	54	31	9
5	Pappireddipatty	71	55	28	2
6	Pennagaram	71	56	24	22
7	Palacode	65	49	11	1
8	Karimangalam	65	51	9	2
9	Dharmapuri Municipality	81	73	7	2

Source: Census of India 2011

2. CLIMATE AND RAINFALL

2.1 TEMPERATURE AT SELECT STATIONS (Celsius)

Name of the Station: Dharmapuri Year: 2016-17

Month	Mean Maximum		Mean Minimum		Humidity	
	Normal	Actual	Normal	Actual	8.30 hrs.	17.30 hrs.
No temperature measuring Station in this District						

2.2 SEASON-WISE RAINFALL

Year: 2016-17

Period	Actual	Normal	Deviation
	(in mm)		
South West Monsoon (June - September)	247.95	393.4	-36.97
North East Monsoon (October - November)	95.46	330.1	-71.081
Winter Season (January - February)	140.64	18.2	672.747
Hot Season (March - May)	138.36	160.4	-13.74

Source: Department of Economics & Statistics, Chennai-6

2.3 TIME SERIES DATA OF RAINFALL BY SEASONS (LAST 14 YEARS)

Year	South West Monsoon	North East Monsoon	Winter Season	Hot Weather Season	Total
Normal	393.4	330.1	18.2	160.4	902.1
1999-00	370.1	448.4	47.8	140.1	1006.4
2000-01	596.2	285.7	0.4	160.2	1042.5
2001-02	451.3	253.4	2.8	118.3	825.8
2002-03	228.6	148.4	0	144.6	521.6
2003-04	377	295.1	2	401.5	1075.6
2004-05	389.3	260.9	0.5	222	872.7
2005-06	390.4	720.1	3	199	1312.5
2007-08	380.26	337.36	18.3	227.48	963.4
2008-09	397.7	396.5	3.8	189.6	987.6
2009-10	379.8	244.3	1.2	187.4	812.7
2011-12	261.7	363.9	0	136	761.6
2012-13	298.9	285.2	22	179.6	785.7
2013-14	284.6	314.4	5.2	153.2	757.4
2014-15	260.3	347	26.1	250.2	883.6
2015-16	341.5	449.6	0	104.6	895.7
2016-17	247.95	95.46	140.64	138.36	622.41

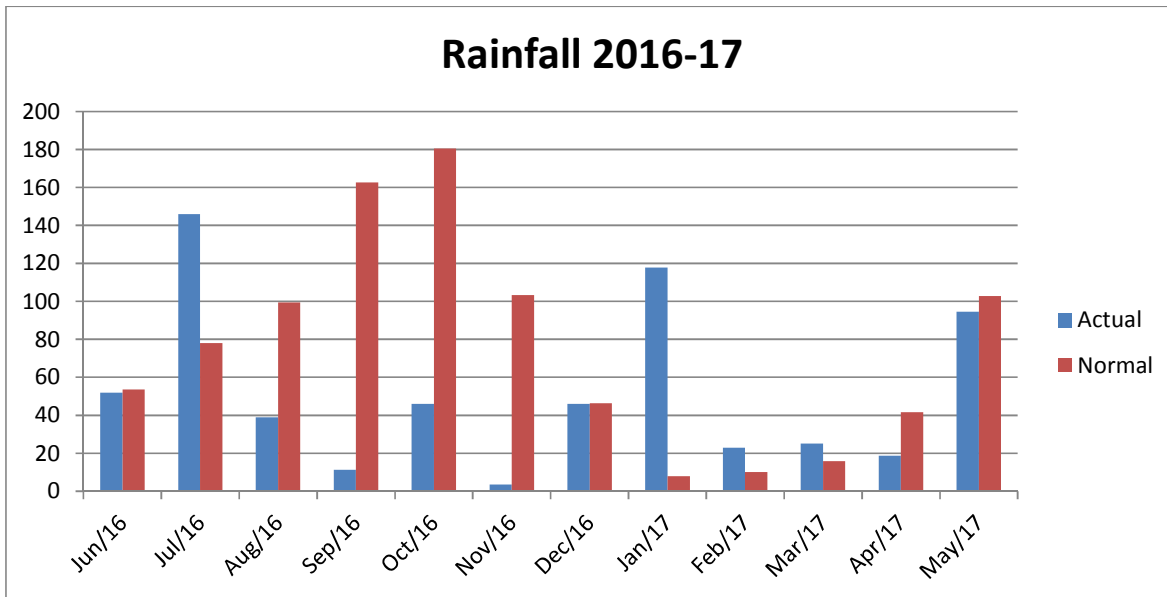
Source: Department of Economics & Statistics, Chennai-6

2.4 MONTHLY RAINFALL

Year: 2016-17

Month	Actual	Normal	% Deviation	Classification of Rainfall
Jun-16	51.82	53.6	-3.32	
Jul-16	145.9	77.9	87.29	
Aug-16	38.91	99.3	-60.82	
Sep-16	11.32	162.6	-93.04	
Oct-16	45.92	180.5	-74.56	
Nov-16	3.54	103.3	-96.57	
Dec-16	46	46.3	-0.65	
Jan-17	117.8	8	1372.50	
Feb-17	22.84	10.2	123.92	
Mar-17	25.1	15.9	57.86	
Apr-17	18.72	41.7	-55.11	
May-17	94.54	102.8	-8.04	

Source: Department of Economics & Statistics, Chennai-6



3. AGRICULTURE

3.1 SOIL CLASSIFICATION

Year: 2016-17

Sl.No.	Type of Soil	Places in the District
1	Red Sandy Clay Loam	Vannampatti
2	Black Clay Loam	Dharmapuri
3	Sandy & Silty Clay Loam	Harur + Nattam + Mariyampatti
4	Red & Sandy Clay Loam	Toppur + Salem
5	Black Clay Loam	Jayapuram

Source: Joint Director Agriculture, Dharmapuri.

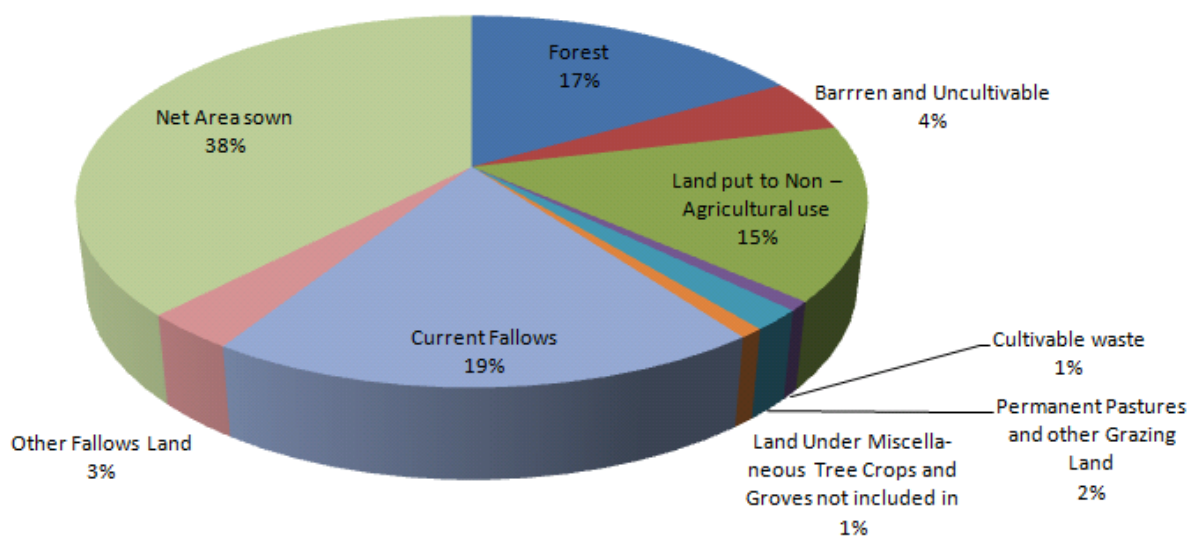
3.2 LAND UTILIZATION

Year: 2016-17

Taulk	Forest	Barren and Uncultivable	Land put to Non – Agricultural use	Cultivable waste	Permanent Pastures and other Grazing Land	Land Under Miscella- neous Tree Crops and Groves not included in	Current Fallows	Other Fallows Land	Nett Area sown	Geographical Area According to village papers	Total Cropped Area	Area sown more than once
1.Dharmapuri	9978.19	339.08	5439.597	5.6	956	541.855	6945.113	337.22	8619.485	37104	13070.44	4450.95
2.Nallampalli	5400.52	1468.215	4348.435	52.68	564.485	136.565	5782.815	3295.88	16663.93	41347	18578.53	1914.605
3.Pennagaram	14586.28	4861.091	10867.435	143.67	1015.875	625.155	16042.986	25.115	16317.673	113027	20129.965	3812.292
4.Harur	1382.8	3916.885	10258.656	1731.23	2092.32	1077.335	17154.464	2352.215	25502.69	101342.58	34316.36	8813.67
5.Pappireddipatti	8177.51	1968.598	6125.888	613.014	624.385	331.07	11766.49	2993.021	24205.51	71592.58	28033.42	3827.903
6.Palacode	12248.97	1144.485	7498.289	58.2	371	82	4391.066	275.27	12366.73	38436	16854.4	4487.67
7.Karimangalam	5624.71	2105.195	7336.325	151.71	585.685	101.77	3500.283	1772.727	25749.44	46927.84	30693.44	4944.008
DISTRICT TOTAL	57398.975	15803.549	51874.625	2756.104	6209.75	2895.75	65583.214	11051.448	129425.45	449777	161676.54	32251.098

Source: G - Return 2016-17

LAND UTILISATION 2016-17



LAND UTILISATION (IN HECT)

Forest	Barrren and Uncultivable	Land put to Non – Agricultural use	Cultivable waste	Permanent Pastures and other Grazing Land	Land Under Miscellaneous Tree Crops and Groves not included in	Current Fallows	Other Fallows Land	Net Area sown
57398.98	15803.55	51874.63	2756.1	6209.75	2895.75	65583.21	11051.45	129425.45

3.3. AREA AND PRODUCTION OF CROPS

Year: 2015-16

Sl.No.	Crops	Area (Hec)	Production in Tonnes	Average yield Rate Kg./hec.
1	FOOD GRAINS:			
	CERELES			
	i) Paddy	33349	149426	4481
	ii) Cholan	19551	22061	1228
	iii) Cumbu	1543	6856	4444
	iv) Ragi	20895	68164	3185
	V) Maize	10061	60751	6039
	vi) Samai	7547	7773	1030
	PULSES			
	i) Redgram	9260	9177	991
	ii) Green gram	2369	1430	604
	iii) Black gram	6398	4052	633
	iv) Horse gram	12851	8597	669
	v) Bengal gram	879	478	544
	vi) Cowpea	14902	-	-
2	OIL SEEDS			
	i) Groundnut	10515	29049	2763
	ii) Coconut(in nuts)	8392	972	11587
	iii) Gingelly	1798	1222	680
	iv) Sunflower	23	22	951
3	OTHER CROPS			
	i) Sugarcane	7905	624495	
	ii) Cotton	10866	24226	379
	iii) Chilies	443	484	417
	iv) Turmeric	6933	21042	3035
	v) Coriander	87	52	592
	vi)Tamarind	595	2077	3491
	vii) Banana	526	20156	38319
	viii) Mango	9258	35134	3795
	ix) Tomato	2829	54368	19218
	x) Tapioca	13528	359358	26564
	xi) Castor	367	126	343
	xii) Flowers	2032	-	-
	xiii) Others	12597	-	-
	TOTAL FOOD AND NON-FOOD CROPS	228299	-	-

Source: Directorate of Economics and Statistics, Chennai.6

3.4. AGRICULTURAL IMPLEMENTS AND MACHINERY

Year: 2016-17

Sl.No.	Item	2005-06	2010-11
1	Ploughs		
	a) Wooden	134785	167336
	b) Iron	45361	29955
	c) Total	180146	197291
2	Water Pumps for Irrigation Purpose		
	a) Worked by Oil Engine	31942	16601
	b) Worked by Electric Power	35329	32476
	c) Total	67262	49077
3	Tractors		
	a) Government	120	57
	b) Private	1199	540
	c) Total	1318	597
4	Sugarcane Crushers		
	a) Worked by Power	45	173
	b) Worked by Bullocks	469	215
	c) Total	514	388
5	Oil Ghans		
	a) 5 Kg. & above	--	--
	b) Less than 5 Kg.	41	126
	c) Total	41	126

Source: 9th Agricultural Census - 2010-2011

3.5.NUMBER AND AREA OF OPERATIONAL LAND HOLDINGS

Year: 2016-17

Size Class of Holdings (Hectr.)	Number of operational Holdings					Area operated (Hectares)				
	S.C.	S.T.	Others	Institutional	Total	S.C.	S.T.	Others	Institutional	Total
Below0.5	12273	3968	122395	96	138732	3393	993	32367	32	36785
0.5- 1.0	5585	2175	58864	24	66648	3956	1555	41224	17	46752
1.0 – 2.0	2779	1438	40439	30	44686	3722	1927	55732	43	61424
2.0 – 3.0	554	257	10883	18	11712	1311	609	26087	45	28052
3.0 – 4.0	138	59	3789	19	4005	470	200	12981	63	13714
4.0 –5.0	61	28	1552	10	1651	266	124	6865	46	7301
5.0 –7.5	15	15	1233	5	1268	87	86	7331	29	7533
7.5 –10.0	13	5	334	1	353	113	44	2827	9	2993
10.0 – 20.0	4	1	192	4	201	59	17	2498	40	2614
Above 20.0	0	0	29	3	32	0	0	727	104	831
TOTAL	21422	7946	239710	210	269288	13377	5555	188639	428	207999

Source: 9th Agricultural Census - 2010-2011

3.6.CONSUMPTION OF CHEMICAL FERTILISERS AND PESTICIDES

Year: 2016-17

Fertilisers (in '000' Tonne)				Pesticides		Urea ('000' Tonne)
Nitrogeous	Phosphatic	Pottassic	Total	Dust	Liquid	
(N)	(P2 O5)	(K2 O)	(NPK)	(M.T)	(Lit.)	
17075	11163	10658	38896	14382	13825	13929

Source: Joint Director of Agriculture, Dharmapuri

3.7. REGULATED MARKETS

Year: 2016-17

No. of Regulated Markets	No. of Sub Regulated Markets	Quantity arrivals ('in M.T.')		Receipts (Rs.in Lakhs)	
		(Product wise)		(Product wise)	
		Name of the Crop	Godown Capacity in M.Ton	Name of the Crop	Amount
7	-	Paddy	600 M.T - 6 Nos 2000 M.T - 2 Nos	Paddy	7.926
		Cotton	Cold Storage 25 MT - 2 Nos 50 MT - 1 No 1000 MT - 1 No	Cotton	38.709
		Groundnut		Groundnut	0.809
		Ragi		Ragi	0.165
		Cholam		Cholam	0.454
		Cumbu		Cumbu	0.055
		Redgram		Redgram	0.070
		Coconut		Coconut	7.545
		Horsegram		Horsegram	0.850
		Tapiaco		Tapiaco	1.144
		Patato		Patato	0.007
		Castrol		Castrol	0.002
		Varagu		Varagu	0.000
		Tamarind		Tamarind	4.792
		Gingley		Gingley	0.223
		Jaggery		Jaggery	0.953
		Samai		Samai	2.294
Mochai		Mochai	0.348		
				Total	66.346

Source: Dharmapuri Market Committee, Dharmapuri

3.8.CROP INSURANCE SCHEME (PMFBY)

Year: 2016-17

Sl.No	Name of the Crop	Name of the Blocks notified	No. of Experiments	Premium collected (Rs) in Lakhs	No. of Beneficiaries	Sum Insured (Rs) in Lakhs
1	Paddy (K)	Dharmapuri	84			
		Nallampalli	8			
		Palacode	96			
		Karimangalam	36			
		Pennagaram	24			
		Harur	196			
		Morappur	40			
		Pappireddipatti	116			
		Total	600			
2	Paddy (S)	Dharmapuri	112	3.252	1001	218.39
		Nallampalli	116	0.519	288	35.16
		Palacode	140	1.220	380	81.56
		Karimangalam	124	0.557	262	37.42
		Pennagaram	96	1.721	495	114.99
		Harur	364	1.483	457	108.20
		Morappur	288	2.914	822	193.57
		Pappireddipatti	108	1.098	1163	73.56
		Total	1348	12.764	4868	862.85
3	Paddy (N)	Dharmapuri	92	0.187	37	12.49
		Nallampalli	4	0.042	12	2.77
		Palacode	72	0.094	28	6.27
		Karimangalam	56	0.000	0	0.00
		Pennagaram	24	0.026	4	1.72
		Harur	128	0.151	23	0.73
		Morappur	104	0.000	0	0.00
		Pappireddipatti	52	0.032	6	2.11
		Total	532	0.532	110	26.09
4	Ragi Kharif	Dharmapuri	20			
		Nallampalli	30			
		Palacode	30			
		Karimangalam	20			
		Pennagaram	40			
		Harur	20			
		Morappur	40			
		Pappireddipatti	20			
		Total	220			

5	Ragi Rabi	Dharmapuri	20	0.774	602	51.60
		Nallampalli	30	0.481	727	32.02
		Palacode	30	0.340	666	22.66
		Karimangalam	20	0.615	990	41.00
		Pennagaram	40	0.197	578	13.14
		Harur	20	0.209	868	13.95
		Morappur	40	0.015	236	1.03
		Pappireddipatti	20	0.366	1095	24.43
		Total	220	2.998	5762	199.81
6	Groundnut Karif	Dharmapuri	108			
		Nallampalli	120			
		Palacode	136			
		Karimangalam	92			
		Pennagaram	140			
		Harur	48			
		Morappur	116			
		Pappireddipatti	28			
		Total	788			
7	Groundnut Rabi	Dharmapuri	68	0.342	134	22.79
		Nallampalli	76	0.653	370	43.55
		Palacode	32	0.063	28	4.16
		Karimangalam	24	0.006	2	0.37
		Pennagaram	88	0.442	167	29.44
		Harur	56	0.006	1	0.28
		Morappur	36	0.008	3	0.56
		Pappireddipatti	8	0.069	98	4.60
		Total	388	1.589	803	105.76
8	Cotton Karif	Dharmapuri	120			
		Nallampalli	84			
		Palacode	24			
		Karimangalam	108			
		Pennagaram	120			
		Harur	148			
		Morappur	268			
		Pappireddipatti	80			
		Total	952			
9	Cotton Rabi	Dharmapuri	12	0.000	0	0.00
		Nallampalli	12	0.000	0	0.00
		Palacode	4	0.547	57	10.93
		Harur	52	0.074	7	1.49
		Morappur	40	0.000	0	0.00
		Total	120	0.621	64	12.42

10	Cholam Kharif	Dharmapuri	20			
		Nallampalli	30			
		Palacode	30			
		Karimangalam	20			
		Pennagaram	40			
		Morappur	40			
		Total	180			
11	Cumbu Kharif	Dharmapuri	20			
		Nallampalli	30			
		Palacode	30			
		Karimangalam	20			
		Pennagaram	40			
		Harur	20			
		Morappur	40			
		Pappireddipatti	20			
		Total	220			
12	Cumbu Rabi	Dharmapuri	10			
		Nallampalli	30			
		Pennagaram	30			
		Total	70			
13	Maize Karif	Dharmapuri	116			
		Nallampalli	64			
		Palacode	80			
		Karimangalam	96			
		Pennagaram	24			
		Harur	292			
		Morappur	192			
		Pappireddipatti	144			
		Total	1008			
14	Maize Rabi	Dharmapuri	20	0.053	19	8.52
		Nallampalli	4	0.001	1	0.08
		Palacode	4	0.000	0	0.00
		Harur	40	0.005	2	0.31
		Morappur	108	0.031	13	2.06
		Pappireddipatti	44	0.082	184	5.46
		Total	220	0.171	219	16.43
15	Gingely Kharif	Nallampalli	30			
		Palacode	30			
		Karimangalam	20			
		Pennagaram	30			
		Morappur	30			
		Pappireddipatti	10			
		Total	150			

16	Gingely Rabi	Nallampalli	10	0.000	0	0.00
		Pennagaram	40	0.020	80	1.36
		Total	50	0.020	80	1.36
17	Red Gram Kharif	Dharmapuri	116			
		Nallampalli	116			
		Palacode	88			
		Karimangalam	108			
		Pennagaram	116			
		Harur	156			
		Morappur	240			
		Pappireddipatti	100			
		Total	1040			
18	Red Gram Rabi	Palacode	4			
		Harur	4			
		Morappur	32			
		Pappireddipatti	4			
		Total	44			
19	Black Gram Kharif	Dharmapuri	112			
		Nallampalli	104			
		Palacode	44			
		Karimangalam	116			
		Pennagaram	124			
		Harur	52			
		Morappur	108			
		Pappireddipatti	28			
		Total	688			
20	Black Gram Rabi	Dharmapuri	24	0.000	0	0.00
		Nallampalli	4	0.388	208	25.86
		Karimangalam	32	0.014	15	0.96
		Pennagaram	4	0.049	59	3.24
		Harur	8	0.000	0	0.00
		Morappur	20	0.000	0	0.00
		Total	92	0.451	282	30.06
21	Green Gram Kharif	Nallampalli	28			
		Palacode	12			
		Karimangalam	64			
		Pennagaram	32			
		Harur	8			
		Morappur	24			
		Total	168			
22	Green Gram Rabi	Palacode	8			
		Morappur	4			
		Total	12			

23	Sugercane Rabi	Dharmapuri	80	1.992	96	59.04
		Nallampalli	68	1.375	65	42.36
		Palacode	100	1.720	100	54.60
		Karimangalam	108	0.940	55	30.74
		Pennagaram	44	0.198	12	6.58
		Harur	316	0.432	17	13.00
		Morappur	168	1.108	50	34.78
		Pappireddipatti	96	1.284	47	37.86
		Total	980	9.048	442	278.96
24	Cowpea Kharif	Dharmapuri	20			
		Nallampalli	30			
		Palacode	30			
		Karimangalam	20			
		Pennagaram	40			
		Harur	20			
		Morappur	40			
		Pappireddipatti	20			
		Total	220			
25	Onion Kharif	Dharmapuri	4			
		Karimangalam	20			
		Total	24			
26	Onion Kharif	Dharmapuri	4			
		Total	4			
27	Turmeric Kharif	Dharmapuri	84			
		Nallampalli	36			
		Palacode	48			
		Karimangalam	24			
		Pennagaram	68			
		Harur	272			
		Morappur	120			
		Pappireddipatti	60			
		Total	712			
28	Tapioca Rabi	Dharmapuri	96			
		Nallampalli	104			
		Palacode	40			
		Karimangalam	60			
		Pennagaram	16			
		Harur	404			
		Morappur	264			
		Pappireddipatti	64			
		Total	1048			

29	Banana Kharif	Dharmapuri	4			
		Nallampalli	16			
		Pennagaram	4			
		Pappireddipatti	4			
		Total	28			
30	Banana Rabi	Nallampalli	48			
		Karimangalam	8			
		Total	56			

Source: 1. Deputy Director of Statistics, Dharmapuri.
2. Joint Director of Agriculture, Dharmapuri

3.9 SERICULTURE

Year: 2016-17

Sl. No	Name of the Block	Area under Mulberry (in Acre)	Production of Cocoons (Kg)	Values in Rupees
1	Dharmapuri	143.25	41635	16445825
2	Nallampalli	207.5	63230	24912620
3	Harur	40.25	11700	4609800
4	Morappur	103.75	30155	118655070
5	Pappireddipatti	230.25	66920	26366480
6	Pennagaram	951.05	314093	123422642
7	Palacode	870.45	287474	113264756
8	Karimangalam	220.25	72746	28661924
Total		2766.75	887953	456339117

Source: Assistant Director of Sericulture, Dharmapuri

4. IRRIGATION

4.1 SOURCES OF WATER SUPPLY – BLOCKWISE

Year: 2016-17

Sl.No	Name of the Block	Canals	Wells used for irrigation purpose only	Tube Wells	Wells used for Domestic Purpose only	Resorvoirs	Tanks (Nos.)
1	Dharmapuri	0	7122	165	3321	0	149
2	Nallampalli	5	9451	55	1144	1	141
3	Pennagaram	3	10822	0	2801	0	89
4	Harur	1	12532	7	2736	1	178
5	Morappur	1	12943	87	737	1	136
6	Pappireddipatti	2	8587	96	1616	1	50
7	Palacode	57	12074	56	2798	2	106
8	Karimangalam	16	12104	17	1760	1	166
	TOTAL	85	85635	483	16913	7	1015

Source: G - Return 2016-17

4.2. ACTUAL AREA IRRIGATED BY SOURCE

Year: 2016-17

Source	Number	Area Irrigated	
		Net	Gross
1	2	3	4
I. Surface Water:			
1. Canals	85	384.93	422.73
i. Government Canals	-	294.93	302.73
ii. Private Canals	-	90	120
2. Tanks	1015	646.14	673.23
i. Large	89	185	185
ii. Small	926	461	489
3. Flow Irrigation	-	-	-
i. Major and Medium	-	-	-
ii. Minor	-	-	-
4. Lift Irrigation	-	-	-
i. Major and Medium	-	-	-
ii. Minor	-	-	-
5. Ponds	-	-	-
i. Lift Irrigation	-	-	-
ii. Minor	-	-	-
6. Other sources	-	-	-
i. Lift Irrigation	-	-	-
ii. Flow Irrigation	-	-	-
II. Ground Water			
i. Public	-	-	-
ii. Private Tube wells	483	741.7	1057.47
iii. Dug wells	84201	47456.27	61530.91
Others			

Source: G - Return 2016-17

4.3 AREA IRRIGATED BY CROPS

Year: 2016-17

Sl.No.	Crop	Area(in Hect.)	Irrigated Area
1	Paddy	11431.21	11398.965
	Other Cereals	36832.736	5247.425
2	Pulses	29796.542	402.71
3	Spices and Condiments		
	1. Arecanut	380.73	380.73
	2. Cardamom	0.5	0.5
	3. Chillies	555.665	552.805
	4. Ginger	0	0
	5. Pepper	3.12	3.3
	6. Nutmeg	0	0
	7. Cloves and Cinnamon	0	0
	8. Curry leaves	2.23	2.23
	9. Tamarind	583.453	0
4	Sugar Crops	8233.49	8206.42
5	Fruits and Vegetables	30571.552	12817.945
6	Fibre Crops	11822.809	2004.994
7	Food oil crops		
	a)Ground nut	7676.448	1310.595
	b) Gingely	99.615	0
	c) Coconut	7973.86	7950.15
8	Non Food Oil Crops		
	a) Neem	38.515	17.125
	b) Punnai	0	0
9	Medicinal Crops		
	a) Coffee	72.385	46.495
	b) Tea	0	0
	c) Betal wine	87.53	87.53
	d) Cocoa	39.8	39.8
	e) Vanila	0	0
	f) Thulasi	11.11	0
10	Manure Crops	306.58	219.15
11	Flowers	2431.665	2428.425
12	Grove Varieties	398.013	123.165
13	Other Varieties		
	a) Rubber	0.95	0.95
	b) Mulberry	242.04	202.29
	c) Elavan/ Ulagu	8.36	2.36
	d) Others	5.4	1.9
TOTAL		149606.308	53447.959

Source: G - Return 2016-17

4.4 DETAILS OF DAMS, TANKS, WELLS AND BORE WELLS

Year: 2016-17

S.No	Name of the Block	Dams					Tanks			No. of Wells	No. of Bore Wells	
		Catchment area	Water spread area	Height	Capacity	Length of canals	Block	Total Tanks	Total Registered Ayacut in Hect.			Length of canals
1	Thumbalahalli Reservoir Project, Palacode	232.5	3510	14.6	131	8.39 4.55	Dharmapuri	8	92.86	-	-	-
2	Vanior Reservoir Project, Pappireddipatty	101.76	10402	65	418	11.40 12.40	Palacode	11	1120.71	-	-	-
3	Chinnar Reservoir Project, Palacode	618.82	4500	50	500	10.34	Dharmapuri	18*	1643.86	-	-	-
4	Thoppaiar Reservoir Project, Nallampalli	276.8	5330	50.18	299	24.20 17.95	Palacode	9*	620.9	-	-	-
5	Nagavathi Reservoir Project, Pennagaram	105.4	1993	24.6	156	1.61 10.32	Harur	10*	667.8	-	-	-
6	Kesarikulihalli Reservoir Project, Palacode	52.75	4000	25.2	134	9.40 5.20	Pennagaram	12*	1089.55	-	-	-
7	Total Number of Wells for Irrigation	-	-	-	-	-	-	-	-	-	85635	-
8	Total Number of Borewells for Irrigation	-	-	-	-	-	-	-	-	-	-	768

* Rainfed Tanks

Source: Deputy Director of Statistics, Dharmapuri.

5.ANIMAL HUSBANDRY

5.1 LIVESTOCK POPULATION

Year: 2016-17

Sl. No.	Classification	As per 19th Censes Numbers
1	Cattle	
	1. Male	
	i.Under one year	10152
	ii. 1 to 2.5 years	16274
	iii. Over 2.5 years	5107
	Total	31533
	2. Female	
	i. Under one year	6360
	ii. 1 to 2.5 years	49073
	iii. Over 2.5 years	49484
	a.In Milk	122107
	b.Dry	39102
	c. Not calved even once	10769
	d. Others	1266
	Total	278161
	Buffflows	49406
	Cattle Total	359100
	3. Sheep	130578
	4.Goats	188366
	5.Horses and Ponies	89
	6.Pigs	1880
	7.Mules	-
	8.Camels	-
	9.Donkeyys	226
	10.Dogs, Domestic Dogs	46398
	TOTAL LIVESTOCK	776043
2	POULTRY	
	1.Fowls	3777051
	2.Ducks	11954
	Total Poultry	3789005

Source: Regional Joint Director of Animal Husbandry, Dharmapuri

5.2. VETERINARY INSTITUTIONS AND ANIMALS TREATED BLOCK WISE

Year: 2016-17

Sl.No.	Name of the District.	Veterinary Institutions				Sub-centers	Other Units		Animals treated	Castration performed
		Poly-clinic	Hospitals	Dispensaries (Pet Clinic)	Clinician Centers		Animal disease investigation unit	Mobile units		
1	Dharmapuri	-	2	72	1	6	1	2	944512	7692

Source: Regional Joint Director of Animal Husbandry, Dharmapuri

5.3. NUMBER OF VETERINARY HOSPITALS

Year: 2016-17

SL. NO.	Name of the District	Number of	
		Government Hospitals	Private Hospitals
1	Dharmapuri	1 Clinician centre	-
2	Nallampalli	-	-
3	Pennagaram	-	-
4	Palacode	1	-
5	Karimangalam	-	-
6	Harur	-	-
7	Pappireddipatty	1	-
8	Morappur	-	-
	Total	3	-

Source: Regional Joint Director of Animal Husbandry, Dharmapuri

5.4 DAIRY DEVELOPMENT

Year: 2016-17

Sl. No	Name of the District/Urban Town			Name and address of milk societies	Quantity of milk supplied (In Lac) per day	Value of milk Supplied (In Rs.) Lac
DHARMAPURI BLOCK						
1	DPD	538	Chinnerimottupatti	Chinnerimottupatti Post, Dharmapuri Dist	733	18647.52
2	DPD	830	Kottaibairahalli	Kottaibairahalli Post, Dharmapuri Dist	660	16790.40
3	DPD	850	Moolakadu	Moolakadu Post, Dharmapuri Dist	820	20860.80
4	DPD	40	Pidamaneri	Vennampatti Post, Dharmapuri Dist	2400	61056.00
5	DPD	55	Krishnapuram	Krishnapuram Post, Dharmapuri Dist	130	3307.20
6	DPD	225	Semmandakuppam	Semmandakuppam Post, Dharmapuri Dist	725	18444.00
7	DPD	264	Puliyampatti	Puliyampatti Post, Dharmapuri Dist	905	23023.20
8	DPD	333	Vennampatti	Vennampatti Post, Dharmapuri Dist	961	24447.84
9	DPD	389	Kolagathur	Kolagathur Post, Dharmapuri Dist	1032	26254.08
10	DPD	59	Athagapadi	Athagapadi Post, Dharmapuri Dist	124	3154.56
11	DPD	257	Pulithikarai	Krishnapuram Post, Dharmapuri Dist	153	3892.32
12	DPD	261	A.Sekkarapatti	Athagapadi Post, Dharmapuri Dist	143	3637.92
13	DPD	322	S.Maravadi	S.Maravadi Post, Dharmapuri Dist	383	9743.52
14	DPD	324	Naduhalli	Mookanahalli Post, Dharmapuri Dist	780	19843.20
15	DPD	432	Vanambadi	Vanambadi Post, Dharmapuri Dist	194	4935.36
16	DPD	995	Settikottai X road	Reddiyur Post, Dharmapuri Dist	505	12847.20
17	DPD	559	Manjanaickanthanda	Karunkaloor Post, Dharmapuri Dist	62	1577.28
18	DPD	1007	Vellolai	Reddikarai Post, Dharmapuri Dist	738	18774.72
19	DPD	67	Thippireddihalli	Thippireddihalli Post, Dharmapuri Dist	359	9132.96
20	DPD	1031	Dasanampatti	Akkamanahalli Post, Dharmapuri Dist	367	9336.48
21	DPD	313	Sollaikottai	Sollaikottai Post, Dharmapuri Dist	532	13534.08
22	DPD	1160	Nattankottai	Nattankottai Post, Dharmapuri Dist	200	5088.00

NALLAMPALLI BLOCK						
1	DPD	157	G.Gopakkarai	G.Gopakkarai Post, Dharmapuri Dist	320	8140.80
2	DPD	210	Mittathinahalli	Mittathinahalli Post, Dharmapuri Dist	320	8140.80
3	DPD	298	Chinnahanahalli	Chinnahanahalli Post, Dharmapuri Dist	689	17528.16
4	DPD	415	Pandahalli	Bolparai Post, Dharmapuri Dist	76	1933.44
5	DPD	416	Koviloor	Narthampatti Post, Dharmapuri Dist	170	4324.80
6	DPD	542	A.Erapatty	Oddapatti Post, Dharmapuri Dist	210	5342.40
7	DPD	484	Appanahalli kombai magalir	Mittathinahalli Post, Dharmapuri Dist	94	2391.36
8	DPD	840	Soliyanoor	Soliyanoor Post, Dharmapuri Dist	110	2798.40
9	DPD	942	N.S.Reddiyur	N.S.Reddiyur Post, Dharmapuri Dist	170	4324.80
10	DPD	73	Adiyamankottai	Adiyamankottai Post, Dharmapuri Dist	321	8166.24
11	DPD	207	Indoor	Indoor Post, Dharmapuri Dist	207	5266.08
12	DPD	104	Nagarkoodal	Nagarkoodal Post, Dharmapuri Dist	490	12465.60
13	DPD	49	Laligam	Laligam Post, Dharmapuri Dist	270	6868.80
14	DPD	155	Samichettipatti	Samichettipatti Post, Dharmapuri Dist	480	12211.20
15	DPD	198	Thamanampatti	Thamanampatti Post, Dharmapuri Dist	330	8395.20
16	DPD	283	Mittaraddihalli	Mittareddihalli Post, Dharmapuri Dist	260	6614.40
17	DPD	378	Balajangamanhalli	Balajangamanhalli Post, Dharmapuri Dist	47	1195.68
18	DPD	483	Poolamaduvu	Poolamaduvu Post, Dharmapuri Dist	520	13228.80
19	DPD	874	Perumal kovil medu	Perumal kovil medu Post, Dharmapuri Dist	80	2035.20
20	DPD	8	Bolparai	Bolparai Post, Dharmapuri Dist	435	11066.40
21	DPD	1046	Papireddiyur	Kammampatti Post, Dharmapuri Dist	125	3180.00
22	DPD	562	Karunkaloor	Karunkaloor Post, Dharmapuri Dist	150	3816.00

PENNAGARAM BLOCK						
1	DPD	147	Mathahalli	Mathahalli Post, Dharmapuri Dist	124	3154.56
2	DPD	209	Thalapallam	Thalapallam Post, Dharmapuri Dist	285	7250.40
3	DPD	218	Alamarathupatti	Alamarathupatti Post, Dharmapuri Dist	312	7937.28
4	DPD	299	Neruppur	Neruppur Post, Dharmapuri Dist	1010	25694.40
5	DPD	32	Bethanur	Bethanur Post, Dharmapuri Dist	350	8904.00
6	DPD	86	Pudhukadu	Pudhukadu Post, Dharmapuri Dist	129	3281.76
7	DPD	524	Pikkampatti goundan kottai(M)	Pikkampatti goundan kottai(M) Post, Dharmapuri Dist	68	1729.92
8	DPD	561	Konganapuram	Konganapuram Post, Dharmapuri Dist	216	5495.04
9	DPD	582	Nagathasampatti	Nagathasampatti Post, Dharmapuri Dist	292	7428.48
10	DPD	802	Ondykottai	Ondykottai Post, Dharmapuri Dist	104	2645.76
11	DPD	17	Vathalapuram	Vathalapuram Post, Dharmapuri Dist	816	20759.04
12	DPD	214	Sigaralahalli	Sigaralahalli Post, Dharmapuri Dist	603	15340.32
13	DPD	328	Errapatti	Errapatti Post, Dharmapuri Dist	360	9158.40
14	DPD	238	Moongilmaduvu	Moongilmaduvu Post, Dharmapuri Dist	714	18164.16
15	DPD	244	Eriyur	Eriyur Post, Dharmapuri Dist	463	11778.72
16	DPD	247	Nallampatti	Nallampatti Post, Dharmapuri Dist	850	21624.00
17	DPD	522	Pullapatti	Sekkarapatti Post, Dharmapuri Dist	149	3790.56
18	DPD	761	A.Papparapatti	A.Papparapatti Post, Dharmapuri Dist	315	8013.60
19	DPD	249	Chinnapatti	Chinnapatti Post, Dharmapuri Dist	143	3637.92
20	DPD	267	Thinnapellur	Thinnapellur Post, Dharmapuri Dist	395	10048.80
21	DPD	569	Gowrichettipatti Magalir	Gowrichettipatti Magalir Post, Dharmapuri Dist	36	915.84
22	DPD	886	Acharahalli Magalir	Acharahalli Magalir Post, Dharmapuri Dist	235	5978.40
23	DPD	827	M.Thanda	M.Thanda Post, Dharmapuri Dist	266	6767.04
24	DPD	465	Ajjanahalli	Ajjanahalli Post, Dharmapuri Dist	590	15009.60
25	DPD	1009	Poochur	Pattharahalli Post, Dharmapuri Dist	80	2035.20
26	DPD	1035	Erkolpatti	Manjarahalli Post, Dharmapuri Dist	740	18825.60
27	DPD	141	Ramakondahalli	Ramakondahalli Post, Dharmapuri Dist	141	3587.04
28	DPD	1155	Seelanayakanur	Seelanayakanur Post, Dharmapuri Dist	695	17680.80

29	DPD	115 6	Kurukalaiyanur	Kurukalaiyanur Post, Dharmapuri Dist	77	1958.88
30	DPD	115 7	Siduvampatti	Siduvampatti Post, Dharmapuri Dist	340	8649.60
31	DPD	115 8	Sampalli	Sampalli Post, Dharmapuri Dist	358	9107.52
32	DPD	9	Malaiyanur	Malaiyanur Post, Dharmapuri Dist	227	5774.88
MORAPPUR BLOCK						
1	DP D	170	Morrapur	Morrapur Post, Dharmapuri Dist	497	12643.68
2	DP D	129	Navalai	Navalai Post, Dharmapuri Dist	421	10710.24
3	DP D	142	Vagurappampatti	Vagurappampatti Post, Dharmapuri Dist	170	4324.80
4	DP D	222	Thippampatti	Thippampatti Post , Dharmapuri	196	4986.24
5	DP D	410	Maniyambadi	Maniyambadi Post, Dharmapuri Dist	550	13992.00
6	DP D	427	Allalapatti	Allalapatti Post, Dharmapuri Dist	531	13508.64
7	DP D	56	kattur	kattur Post, Dharmapuri Dist	401	10201.44
8	DP D	111	Kondaiyampatti	Kondaiyampatti Post, Dharmapuri Dist	296	7530.24
9	DP D	118	Kelavalahalli	Kelavalahalli Post, Dharmapuri Dist	320	8140.80
10	DP D	351	Chinnagoundampatti	Chinnagoundampatti Post, Dharmapuri Dist	1002	25490.88
11	DP D	381	Samandahallipudur magalir	Samandahallipudur magalir Post, Dharmapuri Dist	241	6131.04
12	DP D	496	Thathanoorpudur Magalir	Thathanoorpudur Magalir Post, Dharmapuri Dist	1500	38160.00
13	DP D	557	Sengkuttai	Sengkuttai Post, Dharmapuri Dist	242	6156.48
14	DP D	607	Avalampatty	Avalampatty Post, Dharmapuri Dist	71	1806.24
15	DP D	223	Pathalahalli	Pathalahalli Post, Dharmapuri Dist	95	2416.80
16	DP D	479	Jadaiyampatti	Jadaiyampatti Post, Dharmapuri Dist	357	9082.08
17	DP D	400	Peramandapatti	Peramandapatti Post, Dharmapuri Dist	913	23226.72
18	DP D	128	Ramiyanahalli	Ramiyanahalli Post, Dharmapuri Dist	1113	28314.72
19	DP D	411	R.Gopinathampatti	R.Gopinathampatti Post, Dharmapuri Dist	220	5596.80
20	DP D	435	Pathimanagar	Pathimanagar Post, Dharmapuri Dist	1662	42281.28

21	DPD	353	Aandypatti	Aandypatti Post, Dharmapuri Dist	302	7682.88
22	DPD	433	Keragodahalli	Keragodahalli Post, Dharmapuri Dist	120	3052.80
23	DPD	682	Chinnamurukkampatti	Chinnamurukkampatti Post, Dharmapuri Dist	303	7708.32
24	DPD	736	K.Pattagapatti (A.M)	K.Pattagapatti (A.M) Post, Dharmapuri Dist	581	14780.64
25	DPD	757	Perisagoundampatti Anaithu Magalir	Perisagoundampatti post ,Dharmapuri	558	14195.52
26	DPD	834	Kalaingnar Nagar Magalir	Kalaingnar Nagar post , Dharmapuri	284	7224.96
27	DPD	432	V.Pallippatti	V.Pallippatti Post, Dharmapuri	509	12948.96
28	DPD	285	Kambainalloor	Kambainalloor Post, Dharmapuri	610	15518.40
29	DPD	129	C.Ayyampatti	C.Ayyampatti Post, Dharmapuri	180	4579.20
30	DPD	192	Guruparahalli	Guruparahalli Post, Dharmapuri	941	23939.04
31	DPD	300	Kadathoor	Kadathoor Post, Dharmapuri	142	3612.48
32	DPD	359	Odasalpatti	Odasalpatti Puthur Post, Dharmapuri	234	5952.96
33	DPD	354	Thonganoor	Thonganoor Post , Dharmapuri	348	8853.12
34	DPD	203	Palayapudhu Reddiyur	Palayapudhu Reddiyur post, Dharmapuri	60	1526.40
35	DPD	231	Thathanoor	Thathanoor Post , Dharmapuri	357	9082.08
36	DPD	358	Jakkuppatti	Jakkuppatti Post , Dharmapuri	697	17731.68
37	DPD	385	T.Thrunjihalli	T.Thrunjihalli Post , Dharmapuri	804	20453.76
38	DPD	414	Sornampatti	Sornampatti Post , Dharmapuri	2001	50905.44
39	DPD	314	Vadagarai	Vadagarai Post , Dharmapuri	2425	61692.00
40	DPD	634	Odasalpatti Pudhur Magalir	Odasalpatti Pudhur Magalir Post , Dharmapuri	536	13635.84
41	DPD	636	Mulainagar	Mulainagar Post , Dharmapuri	61	1551.84
42	DPD	401	Pommpatti Magalir	Pommpatti Magalir Post , Dharmapuri	296	7530.24
43	DPD	229	Karthanoor	Karthanoor Post , Dharmapuri	432	10990.08
44	DPD	1149	Pannikulam	Thippampatti Post , Dharmapuri	131	3332.64

HARUR BLOCK						
1	DPD	104	Gopinathampatti X Road	Gopinathampatti X Road Post , Dharmapuri	112	2849.28
2	DPD	414	T.Pudur	T.Pudur Post , Dharmapuri	323	8217.12
3	DPD	47	Sikkaloor	Sikkaloor Post , Dharmapuri	249	6334.56
4	DPD	75	Vadugappatti	Vadugappatti Post , Dharmapuri	410	10430.40
5	DPD	103	Echampadi	Echampadi Post , Dharmapuri	351	8929.44
6	DPD	165	Ettiyampatti	Ettiyampatti Post , Dharmapuri	639	16256.16
7	DPD	200	Maveripatti	Maveripatti Post , Dharmapuri	553	14068.32
8	DPD	387	Lingapuram	Lingapuram Post , Dharmapuri	616	15671.04
9	DPD	316	Katavadichampatti	Katavadichampatti Post , Dharmapuri	197	5011.68
10	DPD	462	Mambadi	Mambadi Post , Dharmapuri	865	22005.60
11	DPD	468	Nandupallam Magalir	Nandupallam Magalir Post , Dharmapuri	78	1984.32
12	DPD	613	Puludhiyur (@) Chettipatti	Puludhiyur (@) Chettipatti Post , Dharmapuri	228	5800.32
13	DPD	812	Ponnerpudhur	Ponnerpudhur Post , Dharmapuri	369	9387.36
14	DPD	160	Veppampatti	Veppampatti Post , Dharmapuri	2800	71232.00
15	DPD	365	Keraipatti	Keraipatti Post , Dharmapuri	1188	30222.72
16	DPD	413	Moperipattipudhur	Moperipattipudhur Post , Dharmapuri	439	11168.16
17	DPD	433	Jammanahalli	Jammanahalli Post , Dharmapuri	685	17426.40
18	DPD	7	Erumiyampatti	Erumiyampatti Post , Dharmapuri	1040	26457.60
19	DPD	16	Kottappatti	Kottappatti Post , Dharmapuri	965	24549.60
20	DPD	237	Kukkudappatti	Kukkudappatti Post , Dharmapuri	196	4986.24
21	DPD	774	Chitling	Chitling Post , Dharmapuri	102	2594.88
22	DPD	111	Harur	Harur Post , Dharmapuri	151	3841.44
23	DPD	168	Veerappanaickanpatti	Veerappanaickanpatti Post , Dharmapuri	676	17197.44
24	DPD	30	Thambichettippatti	Thambichettippatti Post , Dharmapuri	332	8446.08
25	DPD	105	Erukkampatti	Erukkampatti Post , Dharmapuri	192	4884.48
26	DPD	112	Thalatharanimedu	Thalatharanimedu Post , Dharmapuri	453	11524.32
27	DPD	134	M.Velampatti	M.VelampattiPost , Dharmapuri	68	1729.92
28	DPD	221	Kudumiyampatti	Kudumiyampatti Post , Dharmapuri	767	19512.48
29	DPD	225	Agraharam	Agraharam Post , Dharmapuri	346	8802.24
30	DPD	355	Thamaleripatti	Thamaleripatti Post , Dharmapuri	764	19436.16

31	DPD	376	A.Thathampatti Magalir	A.Thathampatti Magalir Post , Dharmapuri	379	9641.76
32	DPD	396	Ettipatti	Ettipatti Post , Dharmapuri	217	5520.48
33	DPD	424	Thuranampatti	Thuranampatti Post , Dharmapuri	551	14017.44
34	DPD	673	Kuchanoor Magalir	Kuchanoor MagalirPost , Dharmapuri	429	10913.76
35	DPD	701	Perumalkovil	Perumalkovil Post , Dharmapuri	192	4884.48
36	DPD	494	Thennagar	Thennagar Post , Dharmapuri	274	6970.56
37	DPD	729	Chettipatti Anaithu Magalir	Chettipatti Anaithu Magalir Post , Dharmapuri	77	1958.88
38	DPD	820	Vallimadhurai	Vallimadhurai Post , Dharmapuri	226	5749.44
39	DPD	64	Narayanapuram @ Parayampatti Pudhur	Parayampatti Pudhur Post , Dharmapuri	186	4731.84
40	DPD	1001	Obilinaykampatti	Morappur Post , Dharmapuri	109	2772.96
41	DPD	1030	H.Gopinathampatti Magalir	Chinnakuppam Magalir Post , Dharmapuri	145	3688.80
42	DPD	369	A.Velampatti	A.Velampatti Post , Dharmapuri	81	2060.64
43	DPD	452	H.Nachinampatti	Harur Post , Dharmapuri	140	3561.60
PAPIREDDIPATTI BLOCK						
1	DPD	336	Athigarappatti	Athigarappatti Post , Dharmapuri	225	5724.00
2	DPD	112	Mukkareddipatti	Mukkareddipatti Post , Dharmapuri	65	1653.60
3	DPD	163	Alapuram	Alapuram Post , Dharmapuri	395	10048.80
4	DPD	360	A.Pallipatti	A.Pallipatti Post , Dharmapuri	110	2798.40
5	DPD	23	H.Pudhuppatti	H.Pudhuppatti Post , Dharmapuri	855	21751.20
6	DPD	66	K.Pattugonampatti	K.Pattugonampatti Post , Dharmapuri	263	6690.72
7	DPD	196	Pudhanatham	Pudhanatham Post , Dharmapuri	263	6690.72
8	DPD	206	Devarajapalayam	Devarajapalayam Post , Dharmapuri	542	13788.48
9	DPD	350	Goundampatti	Goundampatti Post , Dharmapuri	560	14246.40
10	DPD	383	Saloor Magalir	Saloor Magalir Post , Dharmapuri	630	16027.20
11	DPD	429	Annanagar	Annanagar Post , Dharmapuri	215	5469.60
12	DPD	124	Baiarnatham	Baiarnatham Post , Dharmapuri	894	22743.36
13	DPD	223	Molayanoor	Molayanoor Post , Dharmapuri	703	17884.32
14	DPD	116	Venkadasamuthiram	Venkadasamuthiram Post , Dharmapuri	202	5138.88
15	DPD	831	Papparappatti	Papparappatti Post , Dharmapuri	193	4909.92

16	DPD	832	Kalipettai	Kalipettai Post , Dharmapuri	237	6029.28
17	DPD	89	B.Mallapuram	B.Mallapuram Post , Dharmapuri	1010	25694.40
18	DPD	829	Kamarajnaragar Magair	Kamarajnaragar Magair Post , Dharmapuri	192	4884.48
19	DPD	132	Menasi	Menasi Post , Dharmapuri	452	11498.88
20	DPD	196	Samiyapuram	Samiyapuram Post , Dharmapuri	102	2594.88
21	DPD	275	P.Pallipatti	P.Pallipatti Post , Dharmapuri	510	12974.40
22	DPD	559	Pappambadi	Pappambadi Post , Dharmapuri	190	4833.60
23	DPD	65	Erulappatti	Erulappatti Post , Dharmapuri	165	4197.60
24	DPD	207	Viludhupatti	Viludhupatti Post , Dharmapuri	193	4909.92
25	DPD	334	Rajivgandhinagar	Rajivgandhinagar Post , Dharmapuri	62	1577.28
26	DPD	387	Gundalamaduvu	Gundalamaduvu Post , Dharmapuri	762	19385.28
27	DPD	397	Gandhinagar	Gandhinagar Post , Dharmapuri	320	8140.80
28	DPD	431	Podhagadu	Podhagadu Post , Dharmapuri	338	8598.72
29	DPD	430	Ponnaiyanoor	Ponnaiyanoor Post , Dharmapuri	349	8878.56
30	DPD	1159	Mukkareddipatti Magalir	A.Pallipatti Post , Dharmapuri	293	7453.92
PALACODE BLOCK						
1	DPD	50	Samanoor	Samanoor Post , Dharmapuri	230	5851.20
2	DPD	79	Belarahalli	Belarahalli Post , Dharmapuri	260	6614.40
3	DPD	299	Vellaiyankottai	Vellaiyankottai Post , Dharmapuri	60	1526.40
4	DPD	537	Kavappatti	Kavappatti Post , Dharmapuri	420	10684.80
5	DPD	670	Erranahalli	Erranahalli Post , Dharmapuri	190	4833.60
6	DPD	798	Gengapalayam	Gengapalayam Post , Dharmapuri	150	3816.00
7	DPD	600	Vattaganampatti Magalir	Vattaganampatti Magalir Post , Dharmapuri	140	3561.60
8	DPD	137	Palacode	Palacode Post , Dharmapuri	1050	26712.00
9	DPD	225	Pulikarai	Pulikarai Post , Dharmapuri	250	6360.00
10	DPD	529	A.Mallapuram	A.Mallapuram Post , Dharmapuri	120	3052.80
11	DPD	264	Chettihalli	Chettihalli Post , Dharmapuri	180	4579.20
12	DPD	144	Athimutulu	Athimutulu Post , Dharmapuri	720	18316.80
13	DPD	271	Nallampatti	Nallampatti Post , Dharmapuri	550	13992.00
14	DPD	404	P.Gollahalli Magalir	P.Gollahalli Magalir Post , Dharmapuri	980	24931.20
15	DPD	676	Veppalahalli	Veppalahalli Post , Dharmapuri	600	15264.00

16	DPD	717	Pogarahalli	Pogarahalli Post , Dharmapuri	300	7632.00
17	DPD	735	Mothukulahalli A.M	Mothukulahalli A.M Post , Dharmapuri	70	1780.80
18	DPD	138	Marandahalli	Marandahalli Post , Dharmapuri	370	9412.80
19	DPD	220	S.Gollappatti	S.Gollappatti Post , Dharmapuri	72	1831.68
20	DPD	297	Poduthampatti	Poduthampatti Post , Dharmapuri	190	4833.60
21	DPD	335	M.K.K. Kottai	M.K.K. Kottai Post , Dharmapuri	820	20860.80
22	DPD	346	Karagadhahalli	Karagadhahalli Post , Dharmapuri	120	3052.80
23	DPD	534	Palayam	Palayam Post , Dharmapuri	230	5851.20
24	DPD	800	Thaneerpallam	Thaneerpallam Post , Dharmapuri	320	8140.80
25	DPD	804	Kadayampatti	Kadayampatti Post , Dharmapuri	280	7123.20
26	DPD	725	Kadhathikolmedu A.M	Kadhathikolmedu A.M Post , Dharmapuri	60	1526.40
27	DPD	98	Kummanoor	Kummanoor Post , Dharmapuri	206	5240.64
28	DPD	756	Velagalahalli A.M	Velagalahalli A.M Post , Dharmapuri	120	3052.80
29	DPD	869	P.Mandhirigoundankottai	Sikkarthanahalli Post , Dharmapuri	100	2544.00
KARIMANGALAM BLOCK						
1	DPD	77	Errasigalahalli	Errasigalahalli Post , Dharmapuri	110	2798.40
2	DPD	297	Periyampatti	Periyampatti Post , Dharmapuri	250	6360.00
3	DPD	327	Ramiyampatti	Ramiyampatti Post , Dharmapuri	1300	33072.00
4	DPD	419	Kumbarahalli	Kumbarahalli Post , Dharmapuri	300	7632.00
5	DPD	49	Kannipatti	Kannipatti Post , Dharmapuri	600	15264.00
6	DPD	130	Kamalapuram	Kamalapuram Post , Dharmapuri	450	11448.00
7	DPD	738	Poonarthanahalli	Poonarthanahalli Post , Dharmapuri	50	1272.00
8	DPD	540	Murukalnatham	Murukalnatham Post , Dharmapuri	110	2798.40
9	DPD	550	Mekkanampatti	Mekkanampatti Post , Dharmapuri	490	12465.60
10	DPD	796	Genguchettipatti	Genguchettipatti Post , Dharmapuri	350	8904.00
11	DPD	1152	Chendrayampatti	Chendrayampatti Post , Dharmapuri	170	4324.80
TOTAL					97761	2487039.84

Source: Diary Development, Dharmapuri

5.5 POULTRY DEVELOPMENT

Year: 2016-17

Sl. No.	Name of the Place	Broiler (No's)	Layer (No's)
1	Dharmapuri	481 farms	17 Farms
		10,43,500	14,90,000

Sl. No.	Species	Poultry Production		No.of birds as on 31.3.2017
		Egg Production (No's)	Meat production (Kg)	
1	Broiler	--	1,93,04,754	10,43,500
2	Layer	13,41,00,000	--	14,90,000

Source: Regional Joint Director of Animal Husbandry, Dharmapuri

5.6 FISHERIES DEVELOPMENT AND PRODUCTION (P)

Year: 2016-17

Name and Address of Fishing centers	Inland Fish Catch (Tonne)		Marine Fish Catch (Tonne)	Number of Fisherman engaged
	Stocked Variety	Un Stocked Variety		
Chinnar	4.94	10.94	-	7
Thumbalahalli	1.59	0.36	-	12
Nagavathi	5.83	3.2	-	10
Vanniyar	13.85	7.54	-	8
Thoppiyar	11.567	16.69	-	12
Kesarkulihalla	5.58	1.12	-	13
Total	43.357	39.85	-	62

Source: Assistant Director of Fisheries, Dharmapuri

6. BANKING AND INSURANCE

6.1 COMMERCIAL BANKS

Year: 2016-17

Name of the Bank	No. of Branches			Deposits (In Crores)	Advances (In Crores)	Credit Deposit Ratio (in %)
	Rural	Semi Urban	Urban			
State Bank of India	8	7	0	661.03	818.8	123.87
SBH	0	1	0	8	13.5	168.75
Bank of Baroda	1	1	0	54.22	30.95	57.08
Canara Bank	5	3	0	149.83	316.97	211.55
Indian Bank	12	15	0	805.48	1471.16	182.64
Indian Overseas Bank	3	4	0	210.59	230.98	109.68
Central Bank of India	3	1	0	99.3	179.26	180.52
Union Bank of India	0	4	0	22.89	28.35	123.85
Punjab National Bank	1	1	0	29.5	77.26	261.89
UCO	0	1	0	4.5	8.46	188
Syndicate	4	1	0	87.15	245.18	281.33
ICICI	0	2	0	70.56	370.17	524.62
Corporation Bank	0	1	0	6.5	10.49	161.53
Citi Union Bank LTD	0	1	0	10.89	30.36	278.79
Karur Vysya Bank	2	2	0	51.65	63.17	122.3
Lakshminivas Bank	4	2	0	151.61	164.25	108.34
Tamilnadu Mercantile Bank	2	2	0	71.31	89.68	125.76
Federal Bank	0	3	0	8.94	19.28	215.66
The South Indian Bank	1	1	0	34.65	73.71	212.73
Axis Bank	0	1	0	50.14	96.44	192.34
Indusind Bank	0	1	0	3.15	6.59	209.21
Vijaya Bank	0	1	0	18.03	27.45	152.25
HDFC	0	1	0	38.64	150.43	389.31
Bank of India	0	1	0	31.05	37.86	121.93
IDBI	0	1	0	66.78	38.2	57.2
Andra Bank	0	0	1	3.79	7.19	189.71
TOTAL	46	59	1	2750.18	4606.14	167.49

Source: Lead Bank Manager, Indian Bank.

6.2 INSURANCE SCHEME

Year: 2016-17

Name of the Insurance	No. of Branches	Policies Issued	Sum Assured (Crores)	No. of Beneficiaries	Amount paid as compensation (Lac)
1	2	3	4	5	6
LIC of India, Dharmapuri	1	6067	169.9	8966	429
LIC of India, Palacode	2 (Palacode, Rayakottai)	2255	51.37	2751	889.7581682
LIC of India, Pennagaram	1	1541	46.87	Claims settled by our parent branch Dharmapuri	
LIC of India, Harur	3	4014	91.65	5896	1901.12112
The New India Assurance Co.Ltd, Dharmapuri	1	9671	1500	490	1142.49
United India Insurance Co Ltd, Dharmapuri	1	14130	-	14130	3,54,12,304/-

- Source: 1. The Branch Manager, LIC of India, Palacode Branch.
 2. The Branch Manager, LIC of India, Pennagaram Branch.
 3. The Branch Manager, LIC of India, Harur Branch.
 4. The Branch Manager, LIC of India, Dharmapuri Branch.
 5. The New India Assurance Co.Ltd, Dharmapuri.
 6. United India Insurance Co Ltd, Dharmapuri

7. CO-OPERATION

7.1 CO-OPERATIVE SOCIETIES

Year: 2016-17

Type of Societies	No. of Societies	Membership	Share Capital	Working capital	Loans Advanced	Out standing	Over due	No. of Employee
District Central Co-operative Bank	1	596	7176.81	-	101415.90	140044.56	11514.15	238
Primary Agricultural Co-operative Bank	131	349751	3523.65	48425.19	99354.13	34993.09	3694.38	760
Urban Bank	1	23427	117391.00	67411.83	35054.30	3281.06	803.39	17
Land Dev. Bank	2	28578	178.10	4348.81	1055.76	890.04	282.18	13
Employees Co-Op, Thrift & Credit Society	47	26283	4787.44	37196.14	16614.96	34984.97	542.39	65
Co.Op. Marketing Society	2	31689	34.32	225.58	186.99	393.38	16.28	29
Wholesale Co.Op.Society	1	16405	18.69	112.89	-	335.57	32.47	47
Students Co.Op. stores	6	414	0.10	-	-	-	-	-
Labour Contract Co. Op. Societies	1	834	0.96	-	-	-	-	1
Printing Press	1	575	9.75	112.77	-	-	-	24
Primary Co.Op Stores	1	2400	25.81	58.98	-	-	-	6
Co.Op. Training Instutions	1	-	-	-	-	-	-	-
Co.Op Union	1	1366	-	-	-	-	-	-
Blue Metal Jelly Co.Op Societty	-	-	-	-	-	-	-	-
Vegetables growers Co Op. Society	-	-	-	-	-	-	-	-
Lamp Society	2	6084	75.01	570.08	378.02	480.77	57.25	15

Source: Cooperative Societies, Dharmapuri.

8. CIVIL SUPPLIES

8.1 FAIR PRICE SHOPS

Year: 2016-17

Sl.No.	Name of the District	No. of Shops									
		T.N.C.S.C Ltd.		Co-Operative		Women FPS/Others		Mobile Shops		Total	
		Full Time	Part Time	Full Time	Part Time	Full Time	Part Time	Full Time	Part Time	Full Time	Part Time
1	Dharmapuri	31	9	445	555	9	-	-	-	485	564

Source: District Supply Officer, Dharmapuri.

8.2 QUANTUM OF ESSENTIAL COMMODITIES DISTRIBUTED AND THEIR RETAIL PRICES

Year: 2016-17

Sl.No	Name of the Commodity	Issue Price per (Kg.)	Scale of Supply
1	Rice	-	72531
2	Wheat	7.5	3585
3	Sugar	13.5	7740
4	Toor Dhall	30	2200
5	Urid Dhall	30	1262
6	Palmolein Oil	25	29241
7	Kerosene	14.2	6253

Source: District Supply Officer, Dharmapuri.

8.3 NO. OF RATION CARDS (URBAN)

Year: 2016-17

DISTRICT	DETAILS	NO. OF RATION CARDS
Dharmapuri	Municipality	14825
	Town Panchayat	33484

Source: District Supply Officer, Dharmapuri.

8.4 QUANTITY SUPPLIED

Year: 2016-17

Sl. No	Items	Quantity Supplied
1	Rice - (M.TON)	93582.818
2	Wheat - (M.TON)	3532.178
3	Sugar - (M.TON)	7666.2
4	Rava - (M.TON)	0
5	Maida - (M.TON)	0
6	Kerosene - (M.TON)	574382
7	Toor dhall - (M.TON)	2111.178
8	Urid dhall - (M.TON)	1260.597
9	Palmolein oil - (M.TON)	3024512

Source: Tamilnadu Civil Supplies Corporation, Dharmapuri Region.

8.5 NO. OF L.P.G. CONNECTIONS

Year: 2016-17

SL. NO.	Name of the District	Government L.P.G.Connections		Private L.P.G. Connections	
		Single	Double	Single	Double
1	Dharmapuri	49887	2049	93458	54766

Source: District Supply Officer, Dharmapuri.

8.6 NO. OF PERSONS WAITING FOR L.P.G. CONNECTIONS

Year: 2016-17

SL. NO.	Name of the District	Government L.P.G.Connections		Private L.P.G. Connections	
		Single	Double	Single	Double
1	Dharmapuri	3813	0	148	34

Source: District Supply Officer, Dharmapuri.

9. COMMUNICATIONS

9.1 POST OFFICES DOING POSTAL BUSINESS ONLY

Year: 2016-17

SL. NO.	ITEM	NUMBERS
1	Head Post Office	1
2	Sub Offices	30
3	Branch Post Offices	225
4	Letter Boxes	667

Source: Superintend of Post Office, Dharmapuri Division, Dharmapuri.

9.2 POST OFFICE DOING POST AND TELEGRAPHIC BUSINESS

Year: 2016-17

Sl. No.	Name of the District	Post Office doing Post and Telegraphic business(Nos.)
1	Dharmapuri	Nil

Source: Superintend of Post Office, Dharmapuri Division, Dharmapuri.

9.3 TELEGRAPH OFFICE

Year: 2016-17

SL. NO.	Name of the District	No. of Telegraph Office	No. of customer service centers
1	Dharmapuri	Nil	Nil

Source: General Manager, BSNL, Bharathipuram, Dharmapuri

9.4 NO. OF TELEPHONE EXCHANGES, CAPACITY AND NOT IN USE

Year: 2016-17

SL. No.	Item	Numbers	
		LL	WLL
1	Number of Telephone Exchanges	58	19
2	Number of Installed Capacity	46592	13750
3	Number of Telephone Exchanges not in Use	Nil	Nil

Source: General Manager, BSNL, Bharathipuram, Dharmapuri

9.5 NO. OF PUBLIC CALL OFFICES ATTACHED TO EACH EXCHANGE

Year: 2016-17

SL. NO.	Name of the District	No. of Public Call Offices	
		Public	CCB
1	Dharmapuri	117	228

Source: General Manager, BSNL, Bharathipuram, Dharmapuri

9.6 NO. OF PERSONS WAITING FOR PHONE CONNECTION

Year: 2016-17

SL. NO.	Name of the Exchange Centers	No. of persons waiting for phone connections
1	Dharmapuri	On Demand

Source: General Manager, BSNL, Bharathipuram, Dharmapuri

10. ELECTRICITY

10.1 NO.OF POWER GENERATING STATIONS

Year: 2016-17

Sl.No	Name of the Power Stations	Year of Operation	Installed Capacity (M.W.)	Generation (M.U.)	Station Consumption (M.U)	Net Unit Sent out (M.U.)
1	Hydro	NIL				
2	Thermal					
3	Gas Turbine					
4	Wind Mills					

Source: Dharmapuri Electricity Distribution Circle, Dharmapuri

10.2 QUANTUM OF POWER PURCHASED

Year: 2016-17

Sl.No	Power purchased sectors name	Power Purchased in M.U
1	HTSC 46, M/S Kumaragiri Textiles	-
2	HTSC 82, M/S Southern spinner and processors Ltd	4.75
3	HTSC,131 M/S P.M.P Textiles	-
4	HTSC, 187 M/S Thagadoor spinning Mills	-
5	HTSC 227, M/S Saravana spinning Mills	4.37
6	HTSC 69, M/S Dharmapuri Roller Floor Mills	-
7	HTSC 105,M/S Thangvel spinnig mills	6.85
8	HTSC 172,M/S PMP Textiles	-
9	HTSC 201 M/S Senthilnathan spinning mill(P) Ltd	-
10	HTSC 421 M/S Shri PKP spintex mills (p) Ltd	4.26
11	HTSC 212 M/S Saravana Spinning Mills	0.95
12	HTSC 304 M/S Hutsun Argo Products Unit I	-
13	HTSC 374 M/S Hutsun Argo Products Unit II	5.38
14	HTSC 120 M/S Ram Subbu Spinners	-
15	HTSC 318, M/S JayaGowri Spinning Mills	0.52
	Total	27.08

Source: Dharmapuri Electricity Distribution Circle, Dharmapuri

10.3 POWER CONSUMPTION SECTOR WISE

Year: 2016-17

SL. NO.	Sectors	Consumption (M.U)		% of the Consumption	
		HT	LT	HT	LT
1	Industries	33.53	29.07	21.72	8.79
2	Agriculture & Huts	-	-	-	-
3	Domestic	-	201.45	-	60.93
4	Commercial	3.72	36.23	2.41	10.96
5	Public lightening and Public Works	80.76	33.61	52.32	10.16
6	Sales to licencess	-	-	-	-
7	Sales to other States	-	-	-	-
8	Miscellaneous	36.36	30.29	23.55	9.16
	Total	154.37	330.65	100.00	100.00

Source: Dharmapuri Electricity Distribution Circle, Dharmapuri

10.4 PEAK DEMAND AND ENERGY OUTPUT

Year: 2016-17

Power Demand	Details
300 MVA	Energy output per Annum in Milli units
	1260 MU

Source: Dharmapuri Electricity Distribution Circle, Dharmapuri

10.5 REVENUE FROM ELECTRIC SCHEMES AND COST PER UNIT

Year: 2016-17

Sectors	Cost per unit in Rs.	Income in Rs.in '000'
Government	6.35	1246.12
Public	6.35	5861.26
Private	8.00	7341.82
Total	20.70	14449.20

Source: Dharmapuri Electricity Distribution Circle, Dharmapuri

10.6 TRANSMISSION AND DISTRIBUTION OF ELECTRICITY

Year: 2016-17

Sl.No	Item	Unit	Achievement
1	Hydro (M U)	NIL	
2	Wind mill (M W)		

Source: Dharmapuri Electricity Distribution Circle, Dharmapuri

CAPACITY OF TRANSFORMERS

Sl.No	Name of the Sub Stations	Power Transformers Details			Total(MVA)
		Voltage Ratio	Nos.	Capacity (MVA)	
1	Palavadi 400/230-110KV	400/230	1	315	315
		400/110	1	200	200
2	Karimangalam 230/110 KV	230/110	3	100	300
3	Karimangalam 110/33-11 KV	110/33	2	16	32
		110/11	2	16	32
4	Ramiyanahalli 110/33-11 KV	110/33	2	16	32
		110/11	1	16	16
5	Vellichandai 110/33-11 KV	110/33	3	10	30
		110/11	1	16	16
		110/11	1	10	10
6	Adhiyamankottai 110/11 KV	110/11	3	10	30
7	Harur 110/11 KV	110/11	2	16	32
8	Pennagaram 110/33/11 KV	110/33	3	16	48
		33/11	1	8	8
		33/11	1	5	5
9	Dharmapuri 110/11 KV	110/11	3	10	30
10	Pappireddipatti 110/33-11 KV	110/33	2	10	20
		110/11	1	16	16
11	Kadhathur 33/11 KV	33/11	2	8	16
12	Paupparapatti 33/11 KV	33/11	2	5	10
13	Doddampatti 33/11 KV	33/11	1	3.15	3.15
		33/11	1	5	5
		33/11	1	3	3
14	Bommidi 33/11 KV	33/11	2	8	16
15	Marandahally 33/11 KV	33/11	2	5	10
16	Theerthamalai 33/11KV	33/11	2	3	6
17	Irumathur 33/11 KV	33/11	2	8	16
18	V.Muthampatty 33/11 KV	33/11	1	8	8
19	Gopinathampatti 33/11 KV	33/11	1	5	5
20	Hogenakkal 33/11 KV	33/11	1	2	2
21	Perumbalai 33/11 KV	33/11	1	8	8
22	Pudupatti 33/11 KV	33/11	1	8	8
23	Adhagapaddy 33/11 KV	33/11	1	8	8
24	Eariyur 33/11 KV	33/11	1	8	8
25	Bairnaiakanpatty 33/11 KV	33/11	1	5	5
26	Mampatty 33/11 KV	33/11	1	8	8
27	Pulikarai 33/11 KV	33/11	1	8	8
28	Eachambadi 33/11 KV	33/11	1	5	5
29	Kalipettai 33/11 KV	33/11	1	8	8
30	Krishnapuram 33/11 KV	33/11	1	8	8

31	Kanavanahalli 33/11 KV UM	33/11	1	8	8
32	Jakkasamudram 33/11 KV UM	33/11	1	8	8
33	Rayakottai 33/11 KV UM(Covered in Krishnagiri District in DEDC)	33/11	1	8	8
		33/11	2	8	16
34	Biasuhalli33/11 kv	33/11	1	3	3
35	Periyampatti 33/11 kv	33/11	1	1.75	1.75
	Total		68		1390.9

Source: Dharmapuri Electricity Distribution Circle, Dharmapuri

10.7 NAME AND ADDRESS OF FAULT REPORT OFFICES

Year: 2016-17

Sl. No.	Name of the Division	Name of the Stations/ Sub Stations	No. of fault reported
1	Dharmapuri	AE/O&M/East/Dharmapuri	04342 260010
2		AE/O&M/West/Dharmapuri	04342 260010
3		AE/O&M/North/Dharmapuri	04342 260790
4		AE/O&M/Fort/Dharmapuri	04342 260010
5		AE/O&M/Rural/Dharmapuri	04342 266188
6		AE/O&M/Puliakarai	04348 235525
7		AE/O&M/Solaikottai	04342 293323
8		AE/O&M/Indur	04342 242733
9		AE/O&M/Krishnapuram	04342 243365
10		AE/O&M/Adhiyamankottai	04342 244220
11		AE/O&M/Nallampalli	04342 244144
12		AE/O&M/Lakkiyampatti	04342 230763
13		AE/O&M/Palayampudhur	04342 244411
14		AE/O&M/Town/Pennagaram	04342 255554
15		AE/O&M/Rural/Pennagaram	04342 255554
16		AE/O&M/Perumbalai	04342 251370
17		AE/O&M/Eriyur	04342 252040
18	Harur	AE/O&M/Town/Harur	04346 223977
19		AE/O&M/South/Harur	04346 221883
20		AE/O&M/West/Harur	04346 223883
21		AE/O&M/Hanumantheertham	04344 243490
22		AE/O&M/North/Harur	04343 221616
23		AE/O&M/East/Harur	04343 221616
24		AE/O&M/Theerthamalai	04343 253324
25		AE/O&M/Kottapatti	04343 258449
26		AE/O&M/Town/Pappireddipatti	04346 246448
27		AE/O&M/Rural/Pappireddipatti	04346 246448
28		AE/O&M/A.Pallipatti	04346 251101
29		AE/O&M/Gopinathampatti	04346 242244
30		AE/O&M/Naripalli	04346 256040

31	Kadathur	AE/O&M/East/Kadathur	04346 265327	
32		AE/O&M/North/Kadathur	04346 265327	
33		AE/O&M/Chinthalpadi	04346 254284	
34		AE/O&M/Ramiyanahalli	04346 254623	
35		AE/O&M/Town/Bommidi	04346 244447	
36		AE/O&M/South/Bommidi	04346 244447	
37		AE/O&M/North/Bommidi	04346 244447	
38		AE/O&M/Bairanatham	04346 249222	
39		AE/O&M/Kambainalur -1	04346 267244	
40		AE/O&M/Kambainalur-2	04346 267206	
41		AE/O&M/Town/Morappur	04346 263388	
42		AE/O&M/Doddampatti	04346 262338	
43		Palacode	AE/O&M/Town/Palacode	04348 222358
44			AE/O&M/Rural/Palacode	04348 223925
45	AE/O&M/Town/Paupparapatti		04348 245240	
46	AE/O&M/Rural/Paupparapatti		04348 245240	
47	AE/O&M/Town Marandahalli		04348 233347	
48	AE/O&M/Rural I/Marandahalli		04348 233347	
49	AE/O&M/Rural II/ Marndahallii		04348 233347	
50	AE/O&M/Town Karimangalam		04348 241224	
51	AE/O&M/Rural Karimangalam		04348 242240	
52	AE/O&M/Matlampatti		04348 247550	

Source: Dharmapuri Electricity Distribution Circle, Dharmapuri

11. EDUCATION

11.1 UNIVERSITIES, STUDENTS, TEACHING FACULTY AND COURSES OFFERED

Year : 2016-17

SL. NO.	Name of the University/ No.of Institution	Students			Teaching Faculty	No. of the courses offered
		Boys	Girls	Total		
NIL						

Source: Joint Director of Collegiate Education, Dharmapuri Region, Dharmapuri

11.2 COLLEGES FOR GENERAL EDUCATION, STUDENTS AND TEACHING FACULTY

Year : 2016-17

SL. NO.	Name of Institution	No. of Institution	Students			Teaching Faculty
			Boys	Girls	Total	
Government College						
1	Government Arts College, Dharmapuri	1	2471	2167	4638	Teaching staff=91, GL=81
2	Government Arts and Science College for Women, Karimangalam	1	---	861	861	Teaching Staff - 2 & Guest Lect.Staff - 7
University Constituent Colleges						
1	Periyar University Constituent Arts and Science College, Harur	1	358	365	723	21
2	Periyar University Constituent Arts and Science College, Pennagaram	1	351	366	717	21
3	Periyar University Constituent Arts and Science College, Papireddipatty	1	430	461	891	30
Self-Financing Arts and Science Colleges						
1	Annai Arts and Science College, Nambipatti, Harur, P.R. Patti Tk, Dharmapuri Dt	Report not sent by this college				
2	Don Bosco College, Sogathur Bye pass Road, Pappanahalli Village, Dharmapuri - 636 809.	1	1675	698	2373	104
3	E.R.K. Arts and Science College, Erumiyampatti, Kokkarapatti Po, Dharmapuri - 636 905.	1	7	1768	1775	105
4	Jai Shree Venkateswara College of Arts and Science, Pennagaram Main Road, Pappinackanahalli Village, Sogathur PO, Dharmapuri Dt.	1	733	631	1364	58
5	Jayam Arts and Science College (Co-Ed),Nallanur Village, Pennagaram,(TK),Dharmapuri Dt – 636 813.	Report not sent by this college				
6	Kamadhenu College of Arts and Science, A.H. Road, North of Gowri Spinning Mills, Dharmapuri - 636 705.	Report not sent by this college				
7	Laxminarayana Arts and Science College for Women, Thadangam Village and Panchayat, Collectorate PO, Dharmapuri-636 705.	1	0	2200	2200	92
8	Morappur Kongu College of Arts and Science, Vengiampatti, Harur Tk, Morappur - 635 305.	1	72	657	729	49
9	Muthu Mase Arts and Science College, Harur - 636 903, Dharmapuri Dt.	Report not sent by this college				
10	P.M.P. Arts and Science College,Thokkampatti, Dharmapuri - 636705.	Report not sent by this college				

11	P.S.A. College of Arts and Science ,(Co-Ed),Naikanahalli Village, Dharmapuri – 636 704.	1	135	92	227	28
12	Pachamuthu College of Arts and Science for Women, Salem Main Road, Dharmapuri - 636 705.	1	Nil	2179	2179	86
13	Pee Gee College of Arts and Science, Periyannahalli - 635 205, Dharmapuri Dt..	Report not sent by this college				
14	Sakthikailash Women’s CollegeKalapannahalli Village Palacode (Tk),Dharmapuri Dt – 636 205	Report not sent by this college				
15	Shri Arunachala College of Arts and Science, (Co-Ed),Madhampatti Village,Dhandukaranahalli, Palacode (TK),Dharmapuri – 636 808.	1	150	100	250	25
16	Sri Venkateswara College of Arts and Science, Pappinaickanahali Village, Sogathur PO, Dharmapuri Dt.	Report not sent by this college				
17	Sri Vijay Vidyalaya College of Arts and Science, D.N.C.Compound, Gandhi Nagar, Dharmapuri - 637 701.	1	0	3160	3160	178
18	Vishwa Bharathi Arts and Science College, Morappur - 635 305, Harur Tk, Dharmapuri Dt.	Report not sent by this college				

Source: Joint Director of Collegiate Education, Dharmapuri Region, Dharmapuri

11.3 COLLEGE FOR PROFESSIONAL EDUCATION, STUDENTS AND TEACHING FACULTY

Year: 2016-17

SL. NO.	Name of Institution	No. of Institution	Students			Teaching Faculty
			Boys	Girls	Total	
1	Govt. Engineering College, Dharmapuri	1	703	318	1003	57
2	Varuvan vadivelan Institute of Technology	1	850	345	1195	140
3	Sapathgiri College of Engineering	1	547	52	299	55
4	Jayalakshmi Institute of Technology, Thoppur	1	484	174	658	90
5	Jayam College of Engineering College, Dpi.	1	1402	416	1818	279
6	Srinivasa College of Engineering	1	710	201	911	71

Source: Concern Colleges

11.4 COLLEGES FOR SPECIAL EDUCATION, STUDENTS AND TEACHING FACULTY

Year : 2016-17

SL. NO.	Name of Institution	No. of Institution	Students			Teaching Faculty
			Boys	Girls	Total	
Self- Financing Education Colleges						
1	Adiparasakthi College of Education ,Erumiyampatti,Kokkarapatti(p.o),Pappireddipatti (TK),Dharmapuri-636905.	Report not sent by this college				
2	Annai College Of Education, Nambipatti Village, H.Doddampatti Post, Pappireddipatti Taluk, Harur, Dharmapuri District - 636 903.	Report not sent by this college				
3	Annai India College Of Education, Bommidi, Pappireddipatti Taluk, Dharmapuri District - 635 301.	1	20	65	85	9
4	Christ College Of Education For Women, Jettihalli Post, Dharmapuri District.	Report not sent by this college				
5	Don Bosco College Of Education & Research Institute, Plot No.43/6, Sogathur Village & Post, Dharmapuri Taluk, Dharmapuri District – 636 809	1	30	123	153	16
6	ERK College Of Education, Erumiyampatti, Kokkarapatti Post, Pappireddipatti Taluk, Dharmapuri District - 636 905.	Report not sent by this college				
7	Girivasan College Of Education, No.2/969, Av.S.K. Bharath Building, Railway Station West, Sakthi Colony, Nellinagar, Kumaraswamy Post, Dharmapuri District - 636 703.	Report not sent by this college				
8	Indian College of Education for Women,Gopinathampatti Vill,Parayapatti Puthur (po),Papiredipatti (TK),Dharmapuri.	Report not sent by this college				
9	Jai Sri Venkateswara College Of Education, S.F.No.400/10, Virupatchipuram Village, Ilkkayampatty Panchayat, Dharmapuri.	Report not sent by this college				
10	Jaisakthi College Of Education, Kartharapatti Village, Pappinaickanahalli Post, Palacode Taluk, Dharmapurai District - 636 808.	Report not sent by this college				
11	Kalaimagal College Of Education, 3/228, Unisinahalli Village, Kadathur Post, Pappireddipatti Taluk, Dharmapuri District - 635 303.	1	59	138	197	11
12	Lakshmi Ammal College Of Education For Women, No.81, Salem Main Road, Dharmapuri.	Report not sent by this college				

13	P.D.R. Vellachiammal College Of Education, Sekkampatti, Harur Taluk, Dharmapuri District - 636 902.	1	37	83	120	16
14	Pachamuthu College Of Education, No.26 - C, 2Nd Floor, Salem Main Road, Dharmapuri - 636 705.	Report not sent by this college				
15	Paramveer College Of Education, Paramveer Nagar, Pennagaram Main Road, Paupparapatti Post, Dharmapuri District.	Report not sent by this college				
16	Paspo College Of Education, Sri Paspo Nagar, A.Jettihalli Post, Dharmapuri – 636 807	Report not sent by this college				
17	Raadhaa College Of Education, Adhyimaan Kottai Village, A.Jettihalli Post, Dharmapuri Taluk, Dharmapuri – 636 807.	Report not sent by this college				
18	Samy College Of Education, Thambichettipatti Village, Settrapatti Post, Harur Taluk, Dharmapuri District - 635 305.	Report not sent by this college				
19	Sapthagiri College Of Education, Krishnagiri Main Road, Periyannahalli Village & Post, Palacode Taluk, Dharmapuri District - 635 205.	Report not sent by this college				
20	SAYA Gosh College Of Education, Periyannahalli, Bysuhalli, Kn Halli Post, Dharmapuri District - 635 205.	Report not sent by this college				
21	SIV. College of Education ,Plot /Kashara No.93 Main Road,Orappam Village (po)and Village ,Krishnagiri(TK),Dharmapuri.	Report not sent by this college				
22	Siva College of Education ,Plot/Khasara No190/2,191/2,191/4,193,195/5,Errapatti Village ,A.Jettihalli (po),Dharmapuri-636807.	1	60	112	172	12
23	Sri Gokulakrishna College Of Education, Aattukarampatti, Pennagaram Main Road, Sogathur Post, Dharmapuri - 636 809.	Report not sent by this college				
24	Sri Venkateshwara College of Education , ,Papiredipatti (TK),Dharmapuri-636905.	Report not sent by this college				
25	Sri Vijay Vidyalaya College Of Education, Vijay Nagar, Dharmapuri - 636 701.	Report not sent by this college				
26	Stanley College Of Education, Mookareddipatti, Pallipatti Post, Pappireddipatti Taluk, Dharmapuri District - 636 905	Report not sent by this college				
27	Thalapathy College Of Education, B.N. Sowdappachetty Street, Karimangalam Post, Dharmapuri District.	1	-	39	39	12

28	Varuvan Vadivelan College Of Education, Sridevi Educational Complex, 77/14-E, Bye-Pass Road, Dharmapuri - 636 701.	Report not sent by this college
29	Velammal College Of Education, Nambipatti, Harur , Pappiredipatti Taluk, Dharmapuri District – 636 903	Report not sent by this college
30	Vishwa Bharathi College Of Education, Government Hospital Road, Morappur, Harur Taluk, Dharmapuri District - 635 305.	Report not sent by this college

Source: Joint Director of Collegiate Education, Dharmapuri Region, Dharmapuri

11.5 SCHOOLS FOR GENERAL EDUCATION, STUDENTS AND TEACHERS

Year: 2016-17

Sl. No.	Name of the Institutions	No. of the Institutions	Students			Teachers		
			Boys	Girls	Total	Men	Women	Total
1	Pre-primary school	107	12380	13030	25410	110	674	784
2	Elementary Schools	948	20588	21593	42181	728	1343	2071
3	Middle Schools	346	20467	20592	41059	1052	1361	2413
4	High Schools	157	11581	10729	22310	941	1065	2006
5	Higher Secondary Schools	157	36831	29777	66608	3002	3383	6385
6	Kendhra Vidhyalya	1	378	323	701	12	13	25

Source: 1. District Elementary Education Officer, Dharmapuri.
2. Sarva Shiksha Abhiyan, Dharmapuri.

**11.6 SCHOOLS FOR PROFESSIONAL EDUCATION, STUDENTS
AND TEACHING FACULTY**

Year: 2016-17

SL. NO.	Name of Institution	No. of Institution	Students			Teaching Faculty
			Boys	Girls	Total	
1	Adi Parasakthi Polytechnic College	1	160	5	165	15
2	Dharmapuri Dt. Coop Sugar Mills Polytech College	1	831	14	845	39
3	Girivaasan Polytechnic College	1	70	05	75	19
4	Government Polytechnic College Dharmapuri	1	638	48	686	13
5	Jayam Polytechnic College	1	526	78	604	48
6	Lakshmi Narayana Polytechnic College	1	1102	28	1130	54
7	Marutham Nelli Polytechnic College	1	616	34	650	37
8	Paramveer Polytechnic College	1	744	80	824	45
9	Pee Gee Polytechnic College	1	54	10	64	10
10	S M Arumugam Polytechnic College	1	203	42	205	22
11	Shreenivasa Polytechnic Collge	1	155	150	205	86
12	Shri Krishnaa Polytechnic College	1	611	44	655	35
13	Sree Kumaraguru Polytechnic College	1	342	22	364	22
14	Sri Venkateshwaraa Polytechnic College	1	430	40	470	42
15	Sri Moogambigai Polytechnic College	1	602	41	643	52

Source: Concern Colleges

11.7 SCHOOLS FOR SPECIAL EDUCATION, STUDENTS AND TEACHING FACULTY

Year: 2016-17

SL. NO.	Name of Institution	No. of Institution	Students			Teaching Faculty
			Boys	Girls	Total	
1	District Institute of Educaiton and Training, Pulikarai - 636 808, Dharmapuri District.	1	3	16	19	10
2	Annai TTI, Pappireddipatti.	1	18	12	30	6
3	Sri Vijay Vidhyalaya TTI, Dharmapuri.	1	0	4	4	6

Source: District Institute of Education and Training, Pulikarai

11.8 INSTITUTIONS FOR OTHER PROFSSIONAL EDUCATION, STUDENTS AND TEACHING FACULTY

Year: 2016-17

SL. NO.	Name of Institution	No. of Institution	Students			Teaching Faculty
			Boys	Girls	Total	
1	DNV College of Nursing, Dharmapuri	1	-	46	46	5
2	Swami Vivekanada Nursing College	1	8	222	230	23
3	Sri Paspo Nursing Collge	1	56	113	169	32
4	Annai Nursing College	1	20	61	81	14
5	Laxmi Narayana College of Nursing	1	-	31	31	6
6	Vijay Vidalaya Nursing College	1	111	275	386	18
7	Om Sakthi Nursing College	1	133	336	469	18
8	Padmavathi Nursing College	1	16	60	76	16
9	Sivasakthi School of Nursing	1	0	35	35	5

Source: Concern Colleges

11.9 COMPUTER TRAINING CENTERS

Year: 2016-17

Name of the Block	No. of Computer Training Centers
Dharmapuri	15
Nallampalli	3
Karimangalam	12
Palacode	8
Pennagaram	6
Harur	25
Morappur	52
Pappireddipatti	6

Source: Block Statistical Inspectors

11.10 HOSTELS AND INMATES BY COMMUNITY

Year : 2016-17

SL · N O	Name of Institution	No. of Hostels											
		Scheduled Caste			Scheduled Tribe			Most Backward Class and Denotified Communities			Backward Class		
		Boys	Girls	Total	Boys	Girls	Total	Boys	Girls	Total	Boys	Girls	Total
Government College													
1	Government Arts College, Dharmapuri	NIL											
2	Government Arts and Science College for Women, Karimangalam	NIL											
University Constituent Colleges													
1	Periyar University Constituent Arts and Science College, Harur	NIL											
2	Periyar University Constituent Arts and Science College, Pennagaram	-	14	14	-	1	1	-	70	70	-	5	5
3	Periyar University Constituent Arts and Science College, Pappireddipatti	-	39	39	-	5	5	-	27	27	-	4	4

Self-Financing Arts and Science Colleges													
1	Annai Arts and Science College, Nambipatti, Harur, P.R. Patti Tk, Dharmapuri Dt	Report not sent by this college											
2	Don Bosco College, Sogathur Bye pass Road, Pappanahalli Village, Dharmapuri - 636 809.	-	12	12	-	4	4	-	22	22	-	16	16
3	E.R.K. Arts and Science College, Erumiyampatti, Kokkarapatti Po, Dharmapuri - 636 905.	NIL											
4	Jai Shree Venkateswara College of Arts and Science, Pennagaram Main Road, Pappinackanahalli Village, Sogathur PO, Dharmapuri Dt.	NIL											
5	Jayam Arts and Science College (Co-Ed),Nallanur Village, Pennagaram,(TK),Dharmapuri Dt – 636 813.	Report not sent by this college											
6	Kamadhenu College of Arts and Science, A.H. Road, North of Gowri Spinning Mills, Dharmapuri - 636 705.	Report not sent by this college											
7	Laxminarayana Arts and Science College for Women, Thadangam Village and Panchayat, Collectorate PO, Dharmapuri-636 705.	0	3	3	0	1	1	0	30	30	0	5	5
8	Morappur Kongu College of Arts and Science, Vengiampatti, Harur Tk, Morappur - 635 305.	NIL											
9	Muthu Mase Arts and Science College, Harur - 636 903, Dharmapuri Dt.	Report not sent by this college											
10	P.M.P. Arts and Science College,Thokkampatti, Dharmapuri - 636 705.	Report not sent by this college											
11	P.S.A. College of Arts and Science ,(Co-Ed),Naikanahalli Village, Dharmapuri – 636 704.	NIL											
12	Pachamuthu College of Arts and Science for Women, Salem Main Road, Dharmapuri - 636 705.	Nil	Nil	Nil	Nil	Nil	Nil	Nil	15	15	Nil	6	6
13	Pee Gee College of Arts and Science, Periyannahalli - 635 205, Dharmapuri Dt..	Report not sent by this college											

14	Sakthikailash Women's College Kalapannahalli Village Palacode (Tk), Dharmapuri Dt – 636 205	Report not sent by this college											
15	Shri Arunachala College of Arts and Science, (Co-Ed), Madhampatti Village, Dhandukaranahalli, Palacode (TK), Dharmapuri – 636 808.	NIL											
16	Sri Venkateswara College of Arts and Science, Pappinaickanahali Village, Sogathur PO, Dharmapuri Dt.	Report not sent by this college											
17	Sri Vijay Vidyalaya College of Arts and Science, D.N.C.Compound, Gandhi Nagar, Dharmapuri - 637 701.	0	6	6	0	1	1	0	63	63	0	11	11
18	Vishwa Bharathi Arts and Science College, Morappur - 635 305, Harur Tk, Dharmapuri Dt.	Report not sent by this college											
Self- Financing Education Colleges													
1	Adiparasakthi College of Education , Erumiyampatti, Kokkarapatti (p.o), Pappireddipatti (TK), Dharmapuri-636905.	Report not sent by this college											
2	Annai College Of Education, Nambipatti Village, H.Doddampatti Post, Pappireddipatti Taluk, Harur, Dharmapuri District - 636 903.	Report not sent by this college											
3	Annai India College Of Education, Bommi, Pappireddipatti Taluk, Dharmapuri District - 635 301.	-	-	-	-	-	-	-	-	-	-	-	-
4	Christ College Of Education For Women, Jettihalli Post, Dharmapuri District.	Report not sent by this college											
5	Don Bosco College Of Education & Research Institute, Plot No.43/6, Sogathur Village & Post, Dharmapuri Taluk, Dharmapuri District – 636 809	2	12	14	-	1	1	25	81	105	4	29	33
6	ERK College Of Education, Erumiyampatti, Kokkarapatti Post, Pappireddipatti Taluk, Dharmapuri District - 636 905.	Report not sent by this college											
7	Girivasan College Of Education, No.2/969, Av.S.K. Bharath Building, Railway Station West, Sakthi Colony, Nellinagar, Kumaraswamy Post, Dharmapuri District - 636 703.	Report not sent by this college											
8	Indian College of Education for Women, Gopinathampatti Vill, Parayapatti Puthur (po), Pappireddipatti (TK), Dharmapuri.	Report not sent by this college											

9	Jai Sri Venkateswara College Of Education, S.F.No.400/10, Virupatchipuram Village, Ilkayampatty Panchayat, Dharmapuri.	Report not sent by this college										
10	Jaisakthi College Of Education, Kartharapatti Village, Pappinaickanahalli Post, Palacode Taluk, Dharmapurai District - 636 808.	Report not sent by this college										
11	Kalaimagal College Of Education, 3/228, Unisinhalli Village, Kadathur Post, Pappireddipatti Taluk, Dharmapuri District - 635 303.	-	-	-	-	-	-	-	-	-	-	-
12	Lakshmi Ammal College Of Education For Women, No.81, Salem Main Road, Dharmapuri.	Report not sent by this college										
13	P.D.R. Vellachiammal College Of Education, Sekkampatti, Harur Taluk, Dharmapuri District - 636 902.	-	-	-	-	-	-	-	-	-	-	-
14	Pachamuthu College Of Education, No.26 - C, 2Nd Floor, Salem Main Road, Dharmapuri - 636 705.	Report not sent by this college										
15	Paramveer College Of Education, Paramveer Nagar, Pennagaram Main Road, Paupparapatti Post, Dharmapuri District.	Report not sent by this college										
16	Paspo College Of Education, Sri Paspo Nagar, A.Jettihalli Post, Dharmapuri – 636 807	Report not sent by this college										
17	Raadhaa College Of Education, Adhyimaan Kottai Village, A.Jettihalli Post, Dharmapuri Taluk, Dharmapuri – 636 807.	Report not sent by this college										
18	Samy College Of Education, Thambichettipatti Village, Settrapatti Post, Harur Taluk, Dharmapuri District - 635 305.	Report not sent by this college										
19	Sapthagiri College Of Education, Krishnagiri Main Road, Periyannahalli Village & Post, Palacode Taluk, Dharmapuri District - 635 205.	Report not sent by this college										
20	SAYA Gosh College Of Education, Periyannahalli, Bysuhalli, Kn Halli Post, Dharmapuri District - 635 205.	Report not sent by this college										

21	SIV. College of Education ,Plot /Kashara No.93 Main Road,Orappam Village (po)and Village ,Krishnagiri(TK),Dharmapuri.	Report not sent by this college
22	Siva College of Education ,Plot/Khasara No190/2,191/2,191/4,193,195/5,Errapatti Village ,A.Jettihalli (po),Dharmapuri-636807.	NIL
23	Sri Gokulakrishna College Of Education, Aattukarampatti, Pennagaram Main Road, Sogathur Post, Dharmapuri - 636 809.	Report not sent by this college
24	Sri Venkateshwara College of Education , ,Papiredipatti (TK),Dharmapuri-636905.	Report not sent by this college
25	Sri Vijay Vidyalaya College Of Education, Vijay Nagar, Dharmapuri - 636 701.	Report not sent by this college
26	Stanley College Of Education, Mookareddipatti, Pallipatti Post, Pappireddipatti Taluk, Dharmapuri District - 636 905	Report not sent by this college
27	Thalapathy College Of Education, B.N. Sowdappachetty Street, Karimangalam Post, Dharmapuri District.	- - - - - - - - - - - -
28	Varuvan Vadivelan College Of Education, Sridevi Educational Complex, 77/14-E, Bye-Pass Road, Dharmapuri - 636 701.	Report not sent by this college
29	Velammal College Of Education, Nambipatti, Harur , Pappiredipatti Taluk, Dharmapuri District – 636 903	Report not sent by this college
30	Vishwa Bharathi College Of Education, Government Hospital Road, Morappur, Harur Taluk, Dharmapuri District - 635 305.	Report not sent by this college

Source: Joint Director of Collegiate Education, Dharmapuri Region, Dharmapuri

Table 11.10 Concluded

Year : 2016-17

SL. NO	Name of Institution	No. of Inmates											
		Scheduled Caste			Scheduled Tribe			Most Backward Class and Denotified Communities			Backward Class		
		Boys	Girls	Total	Boys	Girls	Total	Boys	Girls	Total	Boys	Girls	Total
Government College													
1	Government Arts College, Dharmapuri	NIL											
2	Government Arts and Science College for Women, Karimangalam	NIL											
University Constituent Colleges													
1	Periyar University Constituent Arts and Science College, Harur	166	265	431	48	25	73	104	37	141	40	38	78
2	Periyar University Constituent Arts and Science College, Pennagaram	28	51	79	-	2	2	289	279	568	29	31	60
3	Periyar University Constituent Arts and Science College, Papireddipatty	NIL											
Self-Financing Arts and Science Colleges													
1	Annai Arts and Science College, Nambipatti, Harur, P.R. Patti Tk, Dharmapuri Dt	Report not sent by this college											
2	Don Bosco College, Sogathur Bye pass Road, Pappanahalli Village, Dharmapuri - 636 809.	-	12	12	-	4	4	-	22	22	-	16	16
3	E.R.K. Arts and Science College, Erumiyampatti, Kokkarapatti Po, Dharmapuri - 636 905.	-	380	380	-	61	61	2	814	816	3	515	518
4	Jai Shree Venkateswara College of Arts and Science, Pennagaram Main Road, Pappinackanahalli Village, Sogathur PO, Dharmapuri Dt.	NIL											
5	Jayam Arts and Science College (Co-Ed),Nallanur Village, Pennagaram,(TK),Dharmapuri Dt - 636 813.	Report not sent by this college											

6	Kamadhenu College of Arts and Science, A.H. Road, North of Gowri Spinning Mills, Dharmapuri - 636 705.	Report not sent by this college											
7	Laxminarayana Arts and Science College for Women, Thadangam Village and Panchayat, Collectorate PO, Dharmapuri-636 705.	0	0	0	0	0	0	0	0	0	0	0	0
8	Morappur Kongu College of Arts and Science, Vengiampatti, Harur Tk, Morappur - 635 305.	16	219	235	0	16	16	35	176	211	19	248	267
9	Muthu Mase Arts and Science College, Harur - 636 903, Dharmapuri Dt.	Report not sent by this college											
10	P.M.P. Arts and Science College, Thokkampatti, Dharmapuri - 636 705.	Report not sent by this college											
11	P.S.A. College of Arts and Science ,(Co-Ed), Naikanahalli Village, Dharmapuri – 636 704.	1	5	6	0	1	1	119	80	199	16	5	21
12	Pachamuthu College of Arts and Science for Women, Salem Main Road, Dharmapuri - 636 705.	Nil	Nil	Nil	Nil	Nil	Nil	Nil	15	15	Nil	6	6
13	Pee Gee College of Arts and Science, Periyannahalli - 635 205, Dharmapuri Dt..	Report not sent by this college											
14	Sakthikailash Women's College Kalapannahalli Village Palacode (Tk), Dharmapuri Dt – 636 205	Report not sent by this college											
15	Shri Arunachala College of Arts and Science, (Co-Ed), Madhampatti Village, Dhandukaranahalli, Palacode (TK), Dharmapuri – 636 808.	NIL											
16	Sri Venkateswara College of Arts and Science, Pappinaickanahali Village, Sogathur PO, Dharmapuri Dt.	Report not sent by this college											

17	Sri Vijay Vidyalaya College of Arts and Science, D.N.C.Compound, Gandhi Nagar, Dharmapuri - 637 701.	0	286	286	0	2	2	0	2736	2736	0	136	136
18	Vishwa Bharathi Arts and Science College, Morappur - 635 305, Harur Tk, Dharmapuri Dt.	Report not sent by this college											
Self- Financing Education Colleges													
1	Adiparasakthi College of Education ,Erumiyampatti,Kokkarapatti(p.o),Pappireddipatti (TK),Dharmapuri-636905.	Report not sent by this college											
2	Annai College Of Education, Nambipatti Village, H.Doddampatti Post, Pappireddipatti Taluk, Harur, Dharmapuri District - 636 903.	Report not sent by this college											
3	Annai India College Of Education, Bommidi, Pappireddipatti Taluk, Dharmapuri District - 635 301.	4	7	11	-	-	-	12	39	51	6	17	23
4	Christ College Of Education For Women, Jettihalli Post, Dharmapuri District.	Report not sent by this college											
5	Don Bosco College Of Education & Research Institute, Plot No.43/6, Sogathur Village & Post, Dharmapuri Taluk, Dharmapuri District – 636 809	2	12	14	-	1	1	25	81	105	4	29	33
6	ERK College Of Education, Erumiyampatti, Kokkarapatti Post, Pappireddipatti Taluk, Dharmapuri District - 636 905.	Report not sent by this college											
7	Girivasan College Of Education, No.2/969, Av.S.K. Bharath Building, Railway Station West, Sakthi Colony, Nellinagar, Kumaraswamy Post, Dharmapuri District - 636 703.	Report not sent by this college											
8	Indian College of Education for Women,Gopinathampatti Vill,Parayapatti Puthur (po),Papiredipatti (TK),Dharmapuri.	Report not sent by this college											
9	Jai Sri Venkateswara College Of Education, S.F.No.400/10, Virupatchipuram Village, Ilkkayampatty Panchayat, Dharmapuri.	Report not sent by this college											
10	Jaisakthi College Of Education, Kartharapatti Village, Pappinaickanahalli Post, Palacode Taluk, Dharmapurai District - 636 808.	Report not sent by this college											

11	Kalaimagal College Of Education, 3/228, Unisinhalli Village, Kadathur Post, Pappireddipatti Taluk, Dharmapuri District - 635 303.	5 3	9 0	14 3	-	5	5	6	24	30	0	1 9	1 9
12	Lakshmi Ammal College Of Education For Women, No.81, Salem Main Road, Dharmapuri.	Report not sent by this college											
13	P.D.R. Vellachiammal College Of Education, Sekkampatti, Harur Taluk, Dharmapuri District - 636 902.	-	-	-	-	-	-	-	-	-	-	-	-
14	Pachamuthu College Of Education, No.26 - C, 2Nd Floor, Salem Main Road, Dharmapuri - 636 705.	Report not sent by this college											
15	Paramveer College Of Education, Paramveer Nagar, Pennagaram Main Road, Paupparapatti Post, Dharmapuri District.	Report not sent by this college											
16	Paspo College Of Education, Sri Paspo Nagar, A.Jettihalli Post, Dharmapuri – 636 807	Report not sent by this college											
17	Raadhaa College Of Education, Adhyimaan Kottai Village, A.Jettihalli Post, Dharmapuri Taluk, Dharmapuri – 636 807.	Report not sent by this college											
18	Samy College Of Education, Thambichettipatti Village, Settrapatti Post, Harur Taluk, Dharmapuri District - 635 305.	Report not sent by this college											
19	Sapthagiri College Of Education, Krishnagiri Main Road, Periyannahalli Village & Post, Palacode Taluk, Dharmapuri District - 635 205.	Report not sent by this college											
20	SAYA Gosh College Of Education, Periyannahalli, Bysuhalli, Kn Halli Post, Dharmapuri District - 635 205.	Report not sent by this college											
21	SIV. College of Education ,Plot /Kashara No.93 Main Road,Orappam Village (po)and Village ,Krishnagiri(TK),Dharmapuri.	Report not sent by this college											
22	Siva College of Education ,Plot/Khasara No190/2,191/2,191/4,193,195/5,Errapatt i Village ,A.Jettihalli (po),Dharmapuri- 636807.	NIL											

23	Sri Gokulakrishna College Of Education, Aattukarampatti, Pennagaram Main Road, Sogathur Post, Dharmapuri - 636 809.	Report not sent by this college										
24	Sri Venkateshwara College of Education , ,Papiredipatti (TK),Dharmapuri-636905.	Report not sent by this college										
25	Sri Vijay Vidyalaya College Of Education, Vijay Nagar, Dharmapuri - 636 701.	Report not sent by this college										
26	Stanley College Of Education, Mookareddipatti, Pallipatti Post, Pappireddipatti Taluk, Dharmapuri District - 636 905	Report not sent by this college										
27	Thalapathy College Of Education, B.N. Sowdappachetty Street, Karimangalam Post, Dharmapuri District.	-	-	-	-	-	-	-	-	-	-	-
28	Varuvan Vadivelan College Of Education, Sridevi Educational Complex, 77/14-E, Bye-Pass Road, Dharmapuri - 636 701.	Report not sent by this college										
29	Velammal College Of Education, Nambipatti, Harur , Pappiredipatti Taluk, Dharmapuri District – 636 903	Report not sent by this college										
30	Vishwa Bharathi College Of Education, Government Hospital Road, Morappur, Harur Taluk, Dharmapuri District - 635 305. Ph:	Report not sent by this college										

Source: Joint Director of Collegiate Education, Dharmapuri Region, Dharmapuri

11.11 SCHOLARSHIPS TO STUDENT BY COMMUNITY

Year: 2016-17

SL. NO.	Name of Institution	Scheduled Caste /Scheduled Tribe				Denotifies Communities/ Most Backward Classes		Backward Classes	
		No. of beneficiaries		Amount in ('000)		No. of Beneficiaries (including BCs)	Amount (Rs. In '000)	No. of Beneficiaries (including BCs)	Amount (Rs.in '000)
		SC	ST	SC	ST				
Government College									
1	Government Arts College, Dharmapuri	948	48	4689339	2,17,005	1897	282627 2	783	11874 39
2	Government Arts and Science College for Women, Karimangalam	153	2	762135	10450	77	117749	563	85084
University Constituent Colleges									
1	Periyar University Constituent Arts and Science College, Harur	362	65	174677	119835	91	112353	59	88310
2	Periyar University Constituent Arts and Science College, Pennagaram	75	1	392.935	4.46	574	1086.44 2	54	98.516
3	Periyar University Constituent Arts and Science College, Papireddipatty	443	71	3525220		94	236	415753	
Self-Financing Arts and Science Colleges									
1	Annai Arts and Science College, Nambipatti, Harur, P.R. Patti Tk, Dharmapuri Dt	Report not sent by this college							
2	Don Bosco College, Sogathur Bye pass Road, Pappanahalli Village, Dharmapuri - 636 809.	136	4	9,54,260	28,720	-	-	132	8,78,4 00
3	E.R.K. Arts and Science College, Erumiyampatti, Kokkarapatti Po, Dharmapuri - 636 905.	286	39	1088790	140400	NIL			

4	Jai Shree Venkateswara College of Arts and Science, Pennagaram Main Road, Pappinackanahalli Village, Sogathur PO, Dharmapuri Dt.	28	1	1,03,160	5,300					NIL
5	Jayam Arts and Science College (Co-Ed),Nallanur Village, Pennagaram,(TK),Dharmapuri Dt – 636 813.	Report not sent by this college								
6	Kamadhenu College of Arts and Science, A.H. Road, North of Gowri Spinning Mills, Dharmapuri - 636 705.	Report not sent by this college								
7	Laxminarayana Arts and Science College for Women, Thadangam Village and Panchayat, Collectorate PO, Dharmapuri-636 705.	57	0	333990	0	0	0	0	0	0
8	Morappur Kongu College of Arts and Science, Vengiampatti, Harur Tk, Morappur - 635 305.	81	8	488420	51050	-	-			0
9	Muthu Mase Arts and Science College, Harur - 636 903, Dharmapuri Dt.	Report not sent by this college								
10	P.M.P. Arts and Science College,Thokkampatti, Dharmapuri - 636 705.	Report not sent by this college								
11	P.S.A. College of Arts and Science ,(Co-Ed),Naikanahalli Village, Dharmapuri – 636 704.	7	-	32,420	-	-	-	-	-	-
12	Pachamuthu College of Arts and Science for Women, Salem Main Road, Dharmapuri - 636 705.	104	-	-	-	-	-	21	-	-
13	Pee Gee College of Arts and Science, Periyannahalli - 635 205, Dharmapuri Dt..	Report not sent by this college								
14	Sakthikailash Women's CollegeKalapannahalli Village Palacode (Tk),Dharmapuri Dt – 636 205	Report not sent by this college								
15	Shri Arunachala College of Arts and Science, (Co-Ed),Madhampatti Village,Dhandukaranahalli, Palacode (TK),Dharmapuri – 636 808.	21	-	122700	-					Nil

16	Sri Venkateswara College of Arts and Science, Pappinaickanahali Village, Sogathur PO, Dharmapuri Dt.	Report not sent by this college							
17	Sri Vijay Vidyalaya College of Arts and Science, D.N.C.Compound, Gandhi Nagar, Dharmapuri - 637 701.	141	2	851850	12900	-	-	-	-
18	Vishwa Bharathi Arts and Science College, Morappur - 635 305, Harur Tk, Dharmapuri Dt.	Report not sent by this college							
Self- Financing Education Colleges									
1	Adiparasakthi College of Education ,Erumiyampatti,Kokkarapatti(p.o),Pappireddipatti (TK),Dharmapuri-636905.	Report not sent by this college							
2	Annai College Of Education, Nambipatti Village, H.Doddampatti Post, Pappireddipatti Taluk, Harur, Dharmapuri District - 636 903.	Report not sent by this college							
3	Annai India College Of Education, Bommidi, Pappireddipatti Taluk, Dharmapuri District - 635 301.	11	-	37500	-	-	-	-	412500
4	Christ College Of Education For Women, Jettihalli Post, Dharmapuri District.	Report not sent by this college							
5	Don Bosco College Of Education & Research Institute, Plot No.43/6, Sogathur Village & Post, Dharmapuri Taluk, Dharmapuri District – 636 809	14	-	525000	-	-	-	-	-
6	ERK College Of Education, Erumiyampatti, Kokkarapatti Post, Pappireddipatti Taluk, Dharmapuri District - 636 905.	Report not sent by this college							
7	Girivasan College Of Education, No.2/969, Av.S.K. Bharath Building, Railway Station West, Sakthi Colony, Nellinagar, Kumaraswamy Post, Dharmapuri District - 636 703.	Report not sent by this college							
8	Indian College of Education for Women,Gopinathampatti Vill,Parayapatti Puthur (po),Papiredipatti (TK),Dharmapuri.	Report not sent by this college							
9	Jai Sri Venkateswara College Of Education, S.F.No.400/10, Virupatchipuram Village, Ikkayampatty Panchayat, Dharmapuri.	Report not sent by this college							

10	Jaisakthi College Of Education, Kartharapatti Village, Pappinaickanahalli Post, Palacode Taluk, Dharmapurai District - 636 808.	Report not sent by this college							
11	Kalaimagal College Of Education, 3/228, Unisinahalli Village, Kadathur Post, Pappireddipatti Taluk, Dharmapuri District - 635 303.	140	5	37500	37500	-	-	-	-
12	Lakshmi Ammal College Of Education For Women, No.81, Salem Main Road, Dharmapuri.	Report not sent by this college							
13	P.D.R. Vellachiammal College Of Education, Sekkampatti, Harur Taluk, Dharmapuri District - 636 902.	45	1	0	0
14	Pachamuthu College Of Education, No.26 - C, 2Nd Floor, Salem Main Road, Dharmapuri - 636 705.	Report not sent by this college							
15	Paramveer College Of Education, Paramveer Nagar, Pennagaram Main Road, Paupparapatti Post, Dharmapuri District.	Report not sent by this college							
16	Paspo College Of Education, Sri Paspo Nagar, A.Jettihalli Post, Dharmapuri - 636 807	Report not sent by this college							
17	Raadhaa College Of Education, Adhyimaan Kottai Village, A.Jettihalli Post, Dharmapuri Taluk, Dharmapuri - 636 807.	Report not sent by this college							
18	Samy College Of Education, Thambichettipatti Village, Settrapatti Post, Harur Taluk, Dharmapuri District - 635 305.	Report not sent by this college							
19	Sapthagiri College Of Education, Krishnagiri Main Road, Periyannahalli Village & Post, Palacode Taluk, Dharmapuri District - 635 205.	Report not sent by this college							
20	SAYA Gosh College Of Education, Periyannahalli, Bysuhalli, Kn Halli Post, Dharmapuri District - 635 205.	Report not sent by this college							

21	SIV. College of Education ,Plot /Kashara No.93 Main Road,Orappam Village (po)and Village ,Krishnagiri(TK),Dharmapuri.	Report not sent by this college							
22	Siva College of Education ,Plot/Khasara No190/2,191/2,191/4,193,195/5,Errapatti Village ,A.Jettihalli (po),Dharmapuri-636807.	91	3	538480	18020	-	-	-	-
23	Sri Gokulakrishna College Of Education, Aattukarampatti, Pennagaram Main Road, Sogathur Post, Dharmapuri - 636 809.	Report not sent by this college							
24	Sri Venkateshwara College of Education , ,Papiredipatti (TK),Dharmapuri-636905.	Report not sent by this college							
25	Sri Vijay Vidyalaya College Of Education, Vijay Nagar, Dharmapuri - 636 701.	Report not sent by this college							
26	Stanley College Of Education, Mookareddipatti, Pallipatti Post, Pappireddipatti Taluk, Dharmapuri District - 636 905 Ph:	Report not sent by this college							
27	Thalapathy College Of Education, B.N. Sowdappachetty Street, Karimangalam Post, Dharmapuri District.	2	-	12720	-	-	-	-	-
28	Varuvan Vadivelan College Of Education, Sridevi Educational Complex, 77/14-E, Bye-Pass Road, Dharmapuri - 636 701.	Report not sent by this college							
29	Velammal College Of Education, Nambipatti, Harur , Pappiredipatti Taluk, Dharmapuri District – 636 903	Report not sent by this college							
30	Vishwa Bharathi College Of Education, Government Hospital Road, Morappur, Harur Taluk, Dharmapuri District - 635 305.	Report not sent by this college							

Source: Joint Director of Collegiate Education, Dharmapuri Region, Dharmapuri

12. FISHERIES

12.1 FISHERIES DEVELOPMENT

Year: 2016-17

Sl. No	Item	Area in Hec
a.	Total Coastal line of the District	Nil
b.	i. Total Inland Fresh Water Spread Area	14259
	a. Small Lease Tank	512
	b. Major Irrigation and Long Seasonal Tank	6
	Total	518

Source: Assistant Director of Fisheries, Dharmapuri

12.2. FISH PRODUCTION

Year: 2016-17

Sl. No	Item	Quantity (in tones)	Value (in Lac.)
1	Fresh Water Fishers of IMC, Catfishes, Minor Carps and Tilapias	2863.81	2577.5

Source: Assistant Director of Fisheries, Dharmapuri

12.3. INFRASTRUCTURE IN PRIVATE SECTOR

Year: 2016-17

a.	Freezing Plants	Nil
b.	Ice plants, Cold storages walk in coolers	Nil
c.	Sea Food Manufacturing Units in Private Sector	Nil
d.	Fisheries Training centre:	Nil
	i. Marine	Nil
	ii. Inland	Nil
e.	Fishing Vessels Mechanized	Nil
f.	Active marine Fishermen	Nil
g.	Active Marine Fisherwomen	Nil
h.	Inland Fishermen	3037
i.	Export (ChennaiPort)	Nil
	a. Fish and Fish Production	Nil
	Quantity (Tonne)	Nil
	Value (Rs.in crores)	Nil

Source: Assistant Director of Fisheries, Dharmapuri

12.4 ESTIMATED MARINE FISH PRODUCTION / INLAND FISH PRODUCTION

Year: 2016-17

SL. NO.	Type	Quantity (Tonne)	Value (Rs. In Lac)
1	Inland Fish Production	2863.81	2577.5

Source: Assistant Director of Fisheries, Dharmapuri

12.5 NO. OF FAMILIES ENGAGED IN FISHING

Year: 2016-17

SL. NO.	Name of the District	No. of Families Engaged
1	Dharmapuri	500

Source: Assistant Director of Fisheries, Dharmapuri

13. HANDLOOM

13.1 NO. OF FOCAL CENTRES AND LOCATION DETAILS

Year: 2016-17

SL. NO.	No. of the Focal Centers	Name/Location of the Focal Centers
1	Dharmapuri Block(1)	Thiyagi Theerthagiriyar Handloom Weavers Co-p.Society, Dharmapuri-5.
2	Pennagaram Block(5)	Aringar Anna Handloom Weavers Prodocation and Sales Co-op. Society Ltd.,
3	Nallampalli Block (2)	Industrical Handloom Weavers Production & Sales Co-op Society, Laligam

Source: Deputy Director of Statistics, Dharmapuri.

13.2 NO. OF SOCIETIES & VARIETYWISE PRODUCTION

Year: 2016-17

No. of Societies	Cotton		Silk		Art silk		Mixture of Art silk & Cotton		Polyester	
	Length in Meter	Value (Rs. In '000')	Length in Meter	Value (Rs. In '000')	Length in Meter	Value (Rs. In '000')	Length in Meter	Value (Rs. In '000')	Length in Meter	Value (Rs. In '000')
Dharmapuri	12143	210408	-	-	-	-	-	-	-	-
Pennagaram	53609	229159	-	-	-	-	-	-	-	-
Nallampalli	33533	615002	-	-	-	-	-	-	-	-

Source: Deputy Director of Statistics, Dharmapuri.

13.3 NO. OF POWERLOOMS & EMPLOYEES WORKING

Year: 2016-17

No. Of Power looms	No. Of Employees working
Bharathiyar Powerloom Weavers Co.op Society 100 Looms	LIQUA DATED
Sennakesavan Powerloom Co.op Weavers Society Papparapatty 60 Looms	LIQUA DATED
Private Looms in Bharathipuram, Laligam, Weavers Colony, Paupparapatty and in other blocks 1264 Looms	LIQUA DATED

Source: Deputy Director of Statistics, Dharmapuri.

13.4 NO. OF FAMILIES ENGAGED

Year: 2016-17

Sl. No	Name of the District/Municipalities	No. Of the families engaged in	
		Handlooms	Power looms
1	Dharmapuri	655	35

Source: Deputy Director of Handlooms and Textiles, Salem.

14. HANDICRAFTS

14.1 NAME & ADDRESS OF HANDICRAFTS

Year: 2016-17

SL. NO.	Name of the Block/ Municipalities	Name & Address of the Handicraft
1	1. Karimangalam - Hanumanthapuram	1. Art metal craft 2. Pottery & Terracotta
	2. Nallampally	Details are available in the office (Vide Dharmapuri Identity Card Register Vol. I Page No.226 New ID register Pg No. 3)

Source: Office of the Development Commissioner (Handicrafts), Salem

14.2 ARTICLES AVAILABLE IN HANDICRAFTS

Year: 2016-17

SL. NO.	Name of the Handicrafts	Articles available in the Handicrafts
1	Art Metal Craft	Bronze and Panchaloga icons
2	Pottery & Terracotta	Utensils and Decorative items

Source: Office of the Development Commissioner (Handicrafts), Salem

14.3 VALUE OF ARTICLES PRODUCED

Year: 2016-17

SL. NO.	Name of the Handicraft	Value of the Articles Provided	Value of the articles sold
1	Art Metal Craft	Not Informed by the Artisans	All the items were sold
2	Pottery & Terracotta		

Source: Office of the Development Commissioner (Handicrafts), Salem

14.4 NO. OF FAMILIES ENGAGED IN HANDICRAFTS

Year: 2016-17

SL. NO.	Name of the Block	No. Of the Handicrafts	No. Of the Families Engaged
1	Karimangalam - Hanumanthapuram	1	1
2	Nallampally	40	80

Source: Office of the Development Commissioner (Handicrafts), Salem

15. HEALTH & FAMILY WELFARE

15.1 HOSPITALS, DISPENSARIES BED STRENGTH, DOCTORS AND NURSES

Year: 2016-17

Sl. No	Classification	Modern Medicine	Indian Medicine					Total	Hemeopathy	G. Total
			Ayurvedic	Siddha	Unani	Ayurvedic, Siddha, Unani Combined	Total			
1	Hospitals	5		5			5	1	11	
2	Dispensaries			2			2		2	
3	Primary Health Centers		1	19	1	2	23	2	25	
4	Health Sub Centers						0		0	
5	Other Medical Institutions						0		0	
6	Bed Strength	1297	0	19	0	0	19	1	1316	
7	No.of Doctors	56	0	6	0	0	6	1	63	
8	No.of Nurses	387	0	2	0	0	2	0	389	

Source: 1.Joint Director of Medical and Rural Health Services, Dharmapuri

2. District Siddha Medical Officer, Dharmapuri.

3. Dean, Govt. Dharmapuri Medical College Hospital, Dharmapuri.

15.2 NO. OF ALLIED PATHOLOGICAL UNITS AVAILABLE

Year: 2016-17

Sl. No	Name of the Taluk Hospitals	Available Pathological Units						
		Laboratory	C.T. Scan	Ultra Sonogram	ECG	X ray	Blood Bank	Ambulance
1.	Govt. Hdqrs. Hospital, Pennagaram	1	0	2	4	1	0	0
2.	Govt. Hospital, Harur.	1	0	3	4	1	0	2
3.	Govt. Hospital, Palacode.	1	0	1	2	1	0	0
4.	Govt. Hospital, Pappireddipatti.	1	0	2	5	1	0	0
5	GDMCH Dharmapuri	4	1	6	24	5	1	2

Source: 1. Joint Director of Medical and Rural Health Services, Dharmapuri.
2. Dean, Govt. Dharmapuri Medical College Hospital, Dharmapuri.

15.3 DISEASE WISE PATIENTS TREATED

Year: 2016-17

Sl.No.	Name of the Units	No. Of patients Treated
1	No. Of out patient	1187554
2	Total No. Of In-Patient	40208
3	No. Of Delivery	1486
4	Accident cases	3670
5	Leprosy cases	0
6	AIDS Cases seen	197
7	STD Cases seen	2646
8	Dental cases treated	7168
9	Snake bite cases	554
10	Dog bite cases	4638

Source: Joint Director of Medical and Rural Health Services,
Dharmapuri

15.4 DISTRIBUTION OF MEDICAL PERSONNEL

Year: 2016-17

No. Of Doctors	No. Of Nurses	No. Of Technical Persosns	Mat. Assts.	Others
63	387	470	1	52

Source: 1. Joint Director of Medical and Rural Health Services, Dharmapuri.
2. Dean, Govt. Dharmapuri Medical College Hospital, Dharmapuri.

15.5 PROGRESS OF FAMILY WELFARE PROGRAMMES

Year: 2016-17

SL. NO.	Nature of Preventive Medicine	Target	Achievement	Sterilization		I.U.C.D	
				Target	Achievement	Target	Achievement
1	Sterilization	11500	6634	11500	6634	13500	12270
2	I.U.C.D	13500	12270				

Source: Medical Rural Health Service and Family Welfare, DFWB, Dharmapuri

16.HOUSING

16.1 PLAN SANCTIONED, BUILDING COMPLETED UNDER PRIVATE SECTOR

Year: 2016-17

Sl.No.	Name of the Town Panchayat/Municipalities	Room Unit Size		Private Sector
		Up to 500 Sq.ft	Above 500 Sq.ft	
1	Dharmapuri Municipality	-	-	82
2	Marandahalli Town Panchayat	-	-	52

Source: Deputy Director of Statistics, Dharmapuri

16.2 PLANS SANCTIONED, BUILDING COMPLETED UNDER PUBLIC SECTOR

Year: 2016-17

Sl.No.	Name of the Town Panchayat / Municipalities	Room Unit size	Public Sector
1	Dhamapuri Municipality	-	Nil
2	Dhamapuri	-	57
3	Nallampalli	-	35
4	Pennagaram	-	135
5	Harur	-	34
6	Morappur	-	43
7	Pappireddipatty	-	Nil
8	Palacode	-	91
9	Karimangalam	-	90
10	P.W.D.Buildings, Dharmapuri	-	72
11	THADCO, Dharmapuri	-	2
12	T.N.E.B Dharmapuri	-	Nil
13	Tourism Development Corpn. Hogenakkal	-	Nil
14	Tamilnadu State Transport Corpn.Dharmapuri	-	Nil
15	District Socio Economic Development Society ,Dharmapuri	-	Nil
16	District Market Committee, Dharmapuri	-	Nil
17	Superindent of Police Dharmapuri	-	15
18	TNHB Housing Unit, Hosur	-	2
19	P.W.D.Buildings, Vaniyar Dam, Pappireddipatty	-	Nil
20	District Rural Development Agency	-	Nil

Source: Deputy Director of Statistics, Dharmapuri

16.3 AMOUNT INVESTED IN HOUSING AND BUILDING ACTIVITY UNDER PUBLIC SECTOR

Year: 2016-17

Residential Rs.in Lakhs	Percentage to total	Non-Residential Rs.in Lakhs	Percentage to total	Total Rs.in Lakhs
2277.53	12	15956.02	88	18233.55

Source: Deputy Director of Statistics, Dharmapuri

**16.4 CONSTRUCTION ACTIVITY OF
TAMIL NADU HOUSING BOARD**

Year: 2016-17

Sl.No.	Name of the Scheme	Number
	Nil	

Source: TNHB, Hosur

**16.5 CONSTRUCTION ACTIVITY OF TAMIL NADU SLUM
CLEARANCE BOARD**

Year: 2016-17

Sl.No.	Item	Achievement
1	Number of Tenements Sanctioned for construction	Not applicable
2	Number of Tenements constructed	
3	Amount sanctioned (Rs.in Lakhs)	
4	Amount spent (Rs.in Lakhs)	
5	Number of Tenements occupied	
6	Rent received (Rs.in Lakhs)	

**16.6 CONSTRUCTION ACTIVITY OF TAMIL NADU
POLICE HOUSING CORPORATION LIMITED**

Year: 2016-17

Sl.No.	Name of the Scheme	Number
	Nil	

16.7 BUILDING CONSTRUCTION COST INDEX IN URBAN CENTRES

(1999-00=100)

Year: 2016-17

Sl. No.	District Urban Centers	Building Index Building materials	Construction cost for building Labour	Other Charges	Building cost Index
1	Weightage Proportional to total cost of building	55.94	26.97	17.09	100
2	Group indices(Quarter ending)				
	March, 2007	154.57	137.57	141.35	147.73
	June, 2007	159.12	137.61	143.89	150.71
	September, 2007	170.94	141.79	153.3	160.07
	March, 2007	183.96	155.67	164.3	172.97

Source: Directorate of Economics & Statistics, Chennai-6

16.8 LABOUR CHARGES OF CONSTRUCTION WORKERS

Year: 2016-17

Skilled Labour	Charges	Unskilled Labour (Mazoon)	
		Male	Female
Brick Layer I & II Class	570	400	200
Carpenter	500		
Painter	480		
Fitter	470		
Plumber	450		

Source: Deputy Director of Statistics, Dharmapuri

17. INDUSTRIES

17.1 RESULTS OF ANNUAL SURVEY OF INDUSTRIES (FACTORY SECTOR)

Year: 2016-17

Characteristics	Units	Results for all Industries (Rupees In Lacs.)
Nil		

17.2 ESTIMATES OF OUTPUT AND VALUE ADDED BY MANUFACTURE BASED ON ANNUAL SURVEY OF INDUSTRIES

Year: 2016-17

Industry Group	Description of the Industry	All Employees	Value of output Rs. In Lac	Value added (Rs. In Lac)
Nil				

17.3 INDUSTRIAL PRODUCTION

Year: 2016-17

Sl.No	Name of Industry	Name of Product	Unit of quantity	Production
1	Dharmapuri Dist.Co.Op. Sugar Mills Ltd.	Sugar	Tonne/MT	203030
2	Dharmapuri Roller Flour Mills	wheat flour (atta)	Tonne	56386
3	Hatsun Agro Product Ltd	Milk	Litre	72998631
4	Kumaragiri Textiles Ltd.,	Yarn (other than sewing thread) of artificial staple fibres, containing 85% or more by weight of such fibres, not put up for retail sale	Tonne/MT	1554963
5	P.M.P.Textiles Spining Mills Ltd.,	Yarn unbleached, cotton	Tonne/MT	Nil
6	P.M.P.Textiles Spining Mills Ltd.,	Cotton waste	Tonne/MT	Nil
7	Sri Venkateswara Wheat Mills Private Limited	wheat flour (atta)	Tonne	7355.581
8	Senthilnathan Spinning Mills Pvt Ltd.,	Yarn dyed, cotton	Tonne/MT	746691
9	Senthilnathan Spinning Mills Pvt Ltd.,	Cotton waste	Tonne/MT	111456
10	Subramania Siva Co-Op Sugar Mills Ld	Refined sugar	Tonne/MT	274900
11	Thangavelu Spinning Mills Ltd.,	Synthetic staple fibres, carded, combed or otherwise processed for spinning	Tonne/MT	2142384.17
12	Tirumala Milk Products (P) Ltd	Milk	Litre	5311420

Source: Deputy Director of Statistics, Dharmapuri

17.4 PRODUCTION AND VALUE OF MAJOR MINERALS

Year: 2016-17

Name of the District	Name of the Mineral	Quality (Tonne)	Value (Rs. In "000")
DHARMAPURI	Nil	Nil	Nil

Source: Assistant Director, Geology and Mining, Dharmapuri

17.5 PRODUCTION OF HANDLOOM CLOTH

Year: 2016-17

SL. NO.	Variety of Cloth	Production
1	Towels	19524 Nos
2	Drill	14240 m
3	Gada	793 m
4	Uniform	53609 m

Source: Deputy Director of Statistics, Dharmapuri.

17.6 MICRO, SMALL, MEDIUM ENTERPRISES

Year: 2016-17

Sl. No	Classification	Details of Classification	No. of Units
1	Food based	Rice, Floor Milling, Vermicilli, Mango pulp Oil, Sago etc.,	77
2	Chemical based	Safety matches, Polythene bags, chalk crayon, etc,	34
3	Plastic & Rubber based	P.V.C. pipes, Rubber goods blow molded RP Granules etc.,	5
4	Electrical & Electronics based	Battery charging Lamps Starters. T.V. Antenna etc.,	2
5	Engineering based	Fabrication, machining etc.,	3
6	Textile based	Readymade Garments, Powerloom, Silk reeling, Tailoring etc.,	45
7	Others (Specify)	Coir Industries, Packing, Printing, etc.,	68

Source: Deputy Director of Industrial Safety and Health, Dharmapuri

17.7 KHADI AND VILLAGE INDUSTRIES

Year: 2016-17

Sl.No	Industry	Production (Rs. In Lakhs)	Sales (Rs. In Lakhs)	Employment
1	Khadi Production			
	Rural Textile	6.55	-	13
	Khadi Subcenter	12.82	-	4
2	Khadi Sales			
	Khadi Sales	-	11.59	1
	Village Industries	-	5.85	-
	Total	19.37	17.44	18

Source: Assistant Director of Khadi and Village Industries, Salem

17.8 NO. OF PRINTING PRESSES

Year: 2016-17

SL. NO.	Name of the District	Number
1	Dharmapuri	3

Source: Deputy Director of Industrial Safety and Health, Dharmapuri

17.9 NO. OF PHOTOCOPY (XEROX) CENTRES

Year: 2016-17

SL. NO.	Name of the District	Number
1	Dharmapuri	165
2	Nallampalli	100
3	Karimangalam	112
4	Palacode	130
5	Pennagaram	135
6	Harur	21
7	Morappur	219
8	Pappireddipatti	140

Source: Block Statistical Inspectors

18. FACTORIES

18.1 REGISTERED AND WORKING FACTORIES

Year: 2016-17

Sl.No	Item	Numbers
1	Factories on the register at the beginning of the year	257
2	Factories added during the year	3
3	Factories removed during the year	18
4	Factories on the register at the end of the year	242

Source: Deputy Director of Industrial Safety and Health, Dharmapuri

18.2 EMPLOYMENT IN WORKING FACTORIES

Year: 2016-17

Sl.No	Item	Numbers
1	All factories of Dharmapuri District	9598

Source: Deputy Director of Industrial Safety and Health, Dharmapuri

18.3 UNIONS: INDUSTRIAL DISPUTES BY STRIKES AND LOCKOUTS GHERAOS

Year: 2016-17

Sl. No	Items	Numbers
1	No of Registered Trade Union	-
2	Strikes	
	a . Number of Strikes	6
	b . Number of Workers Involved	2264
	c . Number of Mandays Lost	26837
3	LOCKOUTS:	
	a.Number of Lockouts	NIL
	b.Number of Workers Involved	NIL
	c.Number of Mandays Lost	NIL
4	NO. OF GHERAOS:	
	a. Number of Strikes	NIL
	b. Number of Workers Involved	NIL
	c. Number of Mandays Lost	NIL

Source: Labour Office, Krishanagiri

19. LOCAL BODIES

19.1 MUNICIPAL BODIES AREA AND POPULATION BY GRADES

Year: 2016-17

Sl. No.	Classification of Municipal Bodies	Number	Area (Sq.Km.)	Population(In '000')
1	Corporations	-	-	-
2	Special Grade (Dharmapuri)	1	11.65	64496
3	Selection Grade	-	-	-
4	First Grade	-	-	-
5	Second Grade	-	-	-
6	Third Grade	-	-	-
7	Township Committee	-	-	-

Note: Area and Population are as per Census 2011

19.2 MUNICIPAL BODIES BY TALUKS

Year: 2016-17

Sl.No.	Taluk	Corporations	Grade of Municipal Councils					Town Ship committee	Total
			Special	Selection	First	Second	Third		
1	Dharmapuri	-	Dharmapuri	-	-	-	-	-	1

19.3 PANCHAYAT UNIONS, VILLAGE PANCHAYATS/TOWN PANCHAYATS

Year: 2016-17

SL. NO.	Village Panchayat/ Town Panchayat	Development Districts	Panchayat Union	Village Panchayats	Town Panchayats	
1	-	Dharmapuri	Dharmapuri	28	Pennagaram	
2			Nallampalli	32	Papparapatti	
3			Harur	34	Kadathur	
4			Morappur	43	Kambainallur	
5			Pappireddipatty	19	Pappireddipatty	
6			Pennagaram	33	B.Mallapuram	
7			Palacode	32	Palacode	
8			Karimangalam	30	Marandahalli	
9						Karimangalam
10					Total	251

Source: District Rural Development Authority, Dharmapuri

19.4 REVENUE DIVISIONS, TALUKS, FIRKAS AND REVENUE VILLAGES

Year: 2016-17

SL. NO.	Revenue Divisions	Revenue Taluks	Revenue Firkas	Revenue Villages
1	Dharmapuri	1.Dharmapuri	2	31
		2.Nallampalli	3	31
		3.Pennagaram	4	39
		4.Palacode	3	54
		5.Karimangalam	4	52
2	Harur	6.Harur	3	165
		7.Pappireddipatty	4	98

19.5 TAX COLLECTED BY MUNICIPALITY / PANCHAYAT UNION / TOWN PANCHAYAT / VILLAGE PANCHAYAT

Year: 2016-17

Town Panchayat	Tax Items (In Lakhs)				
	Property Tax	Profession Tax	Water Charges	Non Tax	Total
B.Mallapuram	13.8	7.7	0	16.93	38.43
Harur	44.09	14.32	5.44	48	111.85
Kadathur	11.19	7.5	5.54	14.34	38.57
Kambainallur	10.33	3.53	3.23	20.7	37.79
Kariamangalam	22.33	13.00	4.26	42.82	82.41
Marandahalli	14.19	8.13	16.47	14.07	52.86
Palakkodu	13.1	7.5	23.5	122.8	166.9
Papparapatti	12.28	7.52	17.43	20.60	57.83
Pappireddipatti	15.99	4.72	4.55	10.07	35.33
Pennagaram	15.93	9.91	11.16	45.88	82.88

Source: 1. Commissioner, Municipality
2. Additional Director of Town Panchayat

19.5 TAX COLLECTED BY VILLAGE PANCHAYAT

Year: 2016-17

Sl. No	Name of the District	No. Of Village Panchayat	Collection					
			House Tax	Water Tax	Professional Tax	D & O Trade	2C Patta	A.T
1	Dharmapuri	251	176.366	25.322	179.43	4.703	2.69	0

Source: Additional Director of Village Panchayat

19.5 TAX COLLECTED BY MUNICIPALITY

Year: 2016-17

Sl. No	Name of the Municipality	Collection (In Lakhs)	
		Property Tax	Professional Tax
1	Dharmapuri	498.17	60.89

Source: Municipality, Dharmapuri

20. LABOUR AND EMPLOYMENT

20.1 NO. OF PERSONS REGISTERED DURING THE YEAR AND TOTAL NO. OF PERSONS WAITING UP TO THE END OF THE YEAR AS PER LIVE REGISTER

Year: 2016-17

SL. NO.	Type of Employment Exchange	No. of Persons registered during the year 2016-2017	Total No. of persons waiting Up to the end of the year
1	District Employment Office	31609	189184

Source: District Employment Office, Dharmapuri

20.2 No. of PLACEMENTS DURING AND UP TO THE END OF THE
YEAR

Year: 2016-17

SL. NO.	Type of Employment Exchanges	Placements during the year 2016-2017	Placements up to the year 2016
1	District Employment Office	232	-

Source: District Employment Office, Dharmapuri

21. LEGAL SERVICES

21.1 JUDICIAL DIVISION AND ORIGINAL JURISDICTION

Year: 2016-17

SL. No.	Item	Number
1	Principal District Judge, dharmapuri	1
2	Additional District Judge	1
3	Mahila Judge, (FTC), Dharmapuri	1
4	Special District Court Judge, (MACT) Dharmapuri	1
5	Family Court Judge, Dharmapuri	1
6	Subordinate Judges	3
7	District Munsifs	4
8	District Munsifs–cum-Judicial Magistrate	1
9	Chief Judicial Magistrates, Dharmapuri	1
10	Judicial Magistrates	7

Source: District Court

**21.2 RESULTS OF CIVIL AND REVENUE CASES IN
THE COURTS OF ORIGINAL JURISDICTION CIVIL
SUITS REGULAR**

Year: 2016-17

Category of Cases	Number	
	Total (Institution)	Disposal
CIVIL		
1.Original Suits	1668	1855
2.Appeals	88	113
3.R.E.P.	683	716
4.R.C.O.P.	5	5
5.L.A.O.P	6	94
6.Small Cases	0	0
7.Misc. Cases	14646	14884
8.M.C.O.P.Cases	2109	2347
9.Original petitions	580	647
10.Insolvency petitions	10	33
CRIMINAL		
11.Session cases	309	354
12.Criminal Appeal	26	18
13.Criminal Revision	6	7
14.V&A.C.Act	3	14
15.IPC	2101	2151
16.OA&OL	14435	14570
17.138NI Act	262	324
18.MC	125	107

Source: District Court

**21.3 RESULTS OF CIVIL AND REVENUE CASES IN THE
COURTS OF ORIGINAL JURISDICTION CIVIL SUITS
REGULAR**

Year: 2016-17

COURT OF SMALL CAUSES

Item	Number
Nil	Nil

Year: 2016-17

S.C COURT OF SMALL CAUSES

Item	Number
Nil	Nil

Source: District Court

**21.4 RESULTS OF CIVIL AND REVENUE CASES IN THE
COURTS OF ORIGINAL JURISDICTION CIVIL SUITS /
CRIMINAL REGULAR**

Year: 2016-17

Pending from the Last Year	Instituted during the year	Total for disposal	Disposed of	Pending during the year
22389	37064	59453	38239	21214

Source: District Court

**21.5. NATURE OF FREE LEGAL AVAILABLE AND NO. OF
BENEFICIARIES, NO. OF CASES DISPOSED OFF IN LOK ADALAT DURING
THE YEAR**

Year: 2016-17

Nature of free legal available	No. of Beneficiaries	No. of cases disposed off in LokAdalat
Taluk Legal Service Committee, Dharmapuri	857	1964
Taluk Legal Service Committee, Palacode	2425	2191
Taluk Legal Service Committee, Pennagaram	920	829
Taluk Legal Service Committee, Harur	13	9
Taluk Legal Service Committee, Pappireddipatti	243	26

Source: District Court

21.6 NO. OF ADVOCATES PRACTICING IN COURTS

Year: 2016-17

Sl.No.	Name of the Court	No. of Advocates Practicing
1	Principal District Judge, dharmapuri	50
2	Additional District Judge	40
3	Mahila Judge, (FTC), Dharmapuri	15
4	Special District Court Judge, (MACT) Dharmapuri	50
5	Family Court Judge, Dharmapuri	15
6	Chief Judicial Magistrates, Dharmapuri	50
7	Sub Court, Dharmapuri	78
8	Special Sub Court, Dharmapuri (MACT), Dharmapuri	50
9	Sub Court, Harur	40
10	District Munisif Court, Dharampuri	90
11	District Munisif Court, Harur	30
12	District Munisif Court, Palacode	43
13	DM cum JM Pennagaram	26
14	District Munsif Court, Pappireddipatty	28
15	Judicial Magistrate, Pappireddipatty	36
16	Jinicial Magistrate No.I, Dharmapuri	50
17	Jinicial Magistrate No.II, Dharmapuri	50
18	Judicial Magistrate, Harur	30
19	Judicial Magistrate, Palacode	45
20	FTC, Magistrate Level, Dharmapuri	25
21	Land Garbbing Court, Dharampuri	8

Source: District Court

22. LIBRARIES

22.1. LIST OF HEAD AND BRANCH LIBRARIES IN THE DISTRICT ALL THE DETAILS OF MEMBERS, BOOKS AVAILABLE AND READERS

Year: 2016-17

Place/Name of the Head/Branch	Members (Nos.)	No. of Books available	No. of Periodicals available	Number of Readers
Central Library, Dharmapuri. Dharmapuri Central Library - 1	24462	140257	-	130071
Branch Libraries - 33	75925	775118		752496
Village Libraries - 69	46729	677601		936575
Part time Libraries - 34	5876	3900		222027
Mobile library - 1	95	1206		2138
TOTAL	153087	1598082		2043307

Source: District Library, Dharmapuri.

22.2. NUMBER OF LIBRARIES HOUSED IN GOVERNMENT BUILDING/RENTAL BUILDING.

Year: 2016-17

Place/Name of the Head/Branch	Libraries in Government Building (in Nos.)	Libraries in Rental Building in (Nos.)	Libraries in Rental Free Building in (Nos.)	Total Number of Libraries
Dharmapuri Central Library	1	-	-	1
Branch Libraries	22	5	6	33
Village Libraries	24	-	45	69
Part time Libraries	-	-	33	33
Mobile library	1	-	-	1
Total	48	5	84	137

Source: District Library, Dharmapuri.

22.3. NUMBER OF READING ROOMS

Year: 2016-17

Sl. No.	Name of the District	Name and Place of Libraries	Number of Reading Room
1	Dharmapuri	Dharmapuri	1
2		Lakkampatti	1
3		Kadagathur	1
4		A.Jeethalli	1
5		V.Muthampatti	1
6		Krishnapuram	1
7		Naikankottai	1
8		MukalNaikanpatti P.T.L	1
9		Vathalmalai PeriyurP.T.L	1
10		Mobile library	1
1	Nallampalli	Laligam	1
2		Athiyamankottai	1
3		Palayamputhur	1
4		Indur	1
5		Nallampalli	1
6		Venkattampatti	1
7		Elagiri	1
8		Samichettipatti	1
9		V.Guddur	1
10		Bandahalli	1
11		Thammanampatti	1
12		Palayathanoor	1
13		Eechampatti	1
14		Barigam	1
15		Pallyam P.T.L (Samathuvapuram)	1
16		Elagiriyankottai P.T.L	1
17		Kettuhalli P.T.L	1
18		Reddiyur P.T.L	1

1	Harur	Harur	1
2		Poyyapatti	1
3		Chinnankuppam	1
4		Kattarasampatti	1
5		S.Patti	1
6		Be.Thaaathampatti	1
7		H.Dhotampatti	1
8		Maruthipatti	1
9		Mopiripatti	1
10		Nasankottai	1
11		Harur Ambedkar Nagar	1
12		Sattayampatty	1
13		Rattakuttai P.T.L	1
14		Sitling P.T.L	1
15		Naduvalavu P.T.L	1
16		VelanoorP.T.L	1
17		Kudimiyampatti P.T.L	1
18		Vepanatham P.T.L	1
19		Vathappatti P.T.L	1
1	Karimangalam	Karimangalam	1
2		Jakkasamudram	1
3		Periyampatti	1
4		Matlampatti	1
5		Mallupatti	1
6		Kannipatti	1
7		Mothur	1
8		Kamalapuram P.T.L	1
9		Jittandahalli P.T.L	1
10		Periyampatti P.T.L (Samathuvapuram)	1
11		Bandarahalli P.T.L	1
1	Palacode	Palacode	1
2		Marandahalli	1
3		A.Mallapuram	1
4		Bellarahalli	1
5		Seeriyahalli	1
6		Thottapavalli	1
7		Panchapalli	1
8		Vattaganampatti	1
9		Vazhaithottam	1
10		Samanur	1
11		Selliyampatti P.T.L	1
12		Elumichanahalli	1
13		Anumanthapuram P.T.L.	1

1	Pennagaram	Pennagaram	1
2		Paupparapatti	1
3		Perumbalai	1
4		Koothappadi	1
5		Vathimarathahalli	1
6		Neruppur	1
7		Makkanoor	1
8		Kadamadai	1
9		Salaikullathirumpatti	1
10		Chinnampalli	1
11		Pallippatti	1
12		Madam	1
13		Ettiyampatti	1
14		Poochettihalli	1
15		Bikkampatti	1
16		Ettiyampatti P.T.L	1
17		PavalanthurP.T.L	1
1	Morappur	Kadathur	1
2		Morappur	1
3		Ramiyanahalli	1
4		Chinthalpadi	1
5		Thenkaraikottai	1
6		Kambainallur	1
7		Irumathur	1
8		Mottankurichi	1
9		Bethur	1
10		T.Iyampatti	1
11		M.Pallipatti	1
12		Nallakudaalahalli	1
13		Nathamadu	1
14		Obilinayakanahalli	1
15		R.Gobinathampatti	1
16		Sillarahalli	1
17		Odasalpatti	1
18		Kathureddipatti	1
19		Vaguthupatti	1
20		Maniyambadi	1
21		R.Puthupatti	1
22		Veppilaipatti	1
23		Navalai	1
24		K.Agraharam	1
25		Thalanatham	1
26		Thonganur (P.T.L)	1
27		T.Thurinjihalli P.T.L	1
28		Navalai(Samathuvapuram) P.T.L	1
29		Sammandahalli P.T.L	1
30		Thathanurpudur P.T.L	1
31		Kurubarahalli P.T.L	1

1	Pappireddipatty	Pappireddipatty	1
2		B.Mallapuram	1
3		Menasi	1
4		Molaiyanoor	1
5		H.Puthupatti	1
6		Bairnatham	1
7		Athikarapatti	1
8		Boothanatham	1
9		Marukkalampatti	1
10		A.Pallipatti	1
11		Gobinathampatti X Road	1
12		Vachathi	1
13		Venkatasamuthiram	1
14		Alamelupuram (Samathuvapuram) P.T.L	1
15		Deevarajapalayam P.T.L	1
16		Kondagarahalli P.T.L	1
17		B.Thuriingipatti	1
18		Regadahalli P.T.L	1

Source: District Library, Dharmapuri.

23.MINING AND QUARRYING

23.1 NO. OF MINING AND QUARRYING UNITS IN THE DISTRICT

Year: 2016-17

Sl.No.	Name of the Block	Number of	
		Mining	Quarrying
1	Pennagaram	Nil	9
2	Palacode	Nil	16
3	Nallampalli	Nil	2
4	Dharmapuri	Nil	3
5	Pappireddypatty	Nil	10
6	Harur	Nil	11

Source: Assistant Director, Geology and Mining, Dharmapuri

23.2 CLASSIFICATION - WISE PRODUCTION DURING THE YEAR

Year: 2016-17

Sl.No.	Name of the Minerals	Production (in Cbm)	Value (in. Rs)
1	Black Granite	17708.711	6,50,79,513
2	Rough Stone	145266	65,36,970

Source: Assistant Director, Geology and Mining, Dharmapuri

24. MANUFACTURING SECTOR

24.1 NUMBER OF FOOD AND ALLIED MANUFACTURING UNITS IN THE DISTRICT

Year: 2016-17

Sl. No	Industry Group Description	Value of output Rs. In Lac / Value added	Employment Nos.
1	Manufacture Of Food Products & Beverages	3129	1460

Source: District Industries and Commerece, Dharmapuri

24.2. NUMBER OF NON-FOOD MANUFACTURING UNITS IN THE DISTRICT

Year: 2016-17

Sl. No	Industry Group Description	Value of output Rs. In Lac / Value added	Employment Nos.
1	Agriculture, Forestry And Fishing	1460	782
2	Mining And Quarrying	160	62
3	Manufacture Of Tobacco Products	0	0
4	Manufacture Of Textiles	1882	1151
5	Manufacture Of Wearing Apparel	251	700
6	Manufacture Of Leather And Related Products	5	21
7	Manufacturing Of Wood, Products Of Wood, Cork, Except Furniture Manufacture Of Articles Of Straw And Plaiting Materials	158	129
8	Manufacturing Of Paper And Paper Products	313	156
9	Printing And Reproduction Of Recorded Media	378	109
10	Manufacturing Of Coke, Refined Petroleum Products	0	0

11	Manufacture Of Chemicals And Chemical Products	526	388
12	Manufacture Of Pharmaceuticals, Medicinal Chemical And Botanical Products	3	6
13	Manufacturing Of Rubber And Plastic Products	1058	428
14	Manufacturing Of Other Non-Metallic Minerals	299	312
15	Manufacturing Of Basis Metals	271	75
16	Manufacture Of Fabricated Metal Products, Except Machinery And Equipment	169	155
17	Manufacture Of Computer, Electronic And Optical Products	0	0
18	Manufacture Of Electrical Equipments	103	65
19	Manufacturing Of Machinery And Equipment N.E.C	32	11
20	Manufacturing Of Motor Vehicles, Trailers And Semi Trailers	21	40
21	Manufacturing Of Other Transport Equipment	0	0
22	Manufacturing Of Furniture	253	209
23	Other Manufacturing	350	259
24	Repair And Installation Of Machinery And Equipment	33	26
25	Electricity, Gas Steam And Air Conditioning Supply	100	60
26	Water Supply: Sewerage, Waste Management And Remediation Activities	47	72
27	Construction	415	475
28	Wholesale And Retail Trade, Repair Of Motor Vehicles And Motorcycles	2157	1166
29	Transportation And Storage	1146	149
30	Accommodation And Food Service Activities	627	558
31	Information And Communication	696	533
32	Financial And Insurance Activities	100	54
33	Real Estate Activities	11	14
34	Professional Scientific And Technical Activities	332	315
35	Administration And Support Activities	428	234
36	Public Administration And Defence, Compulsory Social Security	0	0
37	Education	493	136
38	Human Health Activities And Social Work Activities	170	103
39	Arts Entertainment And Recreation	0	0
40	Other Service Activities	419	251
41	Activities Of Households As Employers: Undifferentiated Goods - Services - Producing Activities Of Private Households For Own Use	54	27
42	Activities Of Extraterritorial Organizations And Bodies	0	0

Source: District Industries and Commerece, Dharmapuri

25. MEDICAL SERVICES

25.1. NUMBER OF MEDICAL COLLEGES IN THE DISTRICT WITH STUDENTS AND TEACHING FACULTY

Year: 2016-17

Sl. No.	Name of the Institution	Students			Teaching Faculty
		Boys	Girls	Total	
1	Govt. Medical College, Dharmapuri.	192	209	401	216

Source : Dharmapuri Medical College, Dharmapuri.

25.2. NUMBER OF COLLEGE OF PHARMACY WITH STUDENTS AND TEACHING FACULTY

Year: 2016-17

Sl. No.	Name of the Institution	Students			Teaching Faculty
		Boys	Girls	Total	
1	Lakshmi Narayana College of Pharmacy, Dharmapuri	80	40	120	6
2	Padmavathi College of Pharmacy, Periyanahalli	307	178	485	32
3	Sri Vijay Vidyalaya College of Pharmacy	72	46	118	13

Source : Concern College

25.3. NUMBER OF MEDICAL STORES IN THE DISTRICT (CATEGORY-WISE)

Year: 2016-17

SL. NO.	Item	Number of Medical Stores
1	Retail	472
2	W.S.	45
3	Both Retail & W.S	14
4	Restricted	1
5	Homeo	4
	Total	536

Source: Drug Inspectors Dharmapuri and Harur Range

**25.4 NO. OF VETERINARY COLLEGES WITH STUDENTS AND
TEACHING FACULTY**

Year: 2016-17

SL. NO.	Name of the Institution	Students			Teaching Faculty
		Boys	Girls	Total	
Nil					

Source : Concerned Department

26. MOTOR VEHICLES

**26.1 NO. OF MOTOR VEHICLES (CATEGORY-WISE) ON ROAD UP
TO THE END OF THE YEAR**

Year: 2016-17

Stage Carriage		Auto Rickshaw	Ordinary Taxi	Motor Cab	Maxi cab
Public	Private				
394	284	1734	-	653	424
Omni Buses	Private Service Vehicle and others	School Bus	Ambulance	Fire Fighter	Light Commercial Vehicle
8	5	1176	-	-	3283
Artivulated Vehicle	Lorry		Tractor / Trailer	Total Commercial Vehicles	
	State Permit	National Permit			
25	3905	3462	53	15406	
Non Commercial Vehicles					
Motor Cycle	Scooter	Moped	Tri-Cycle Auto	Motor Car	Jeep
229024	5749	211713	-	9867	455
Station Wagon	Tractor	Three Wheeler	Four Wheeler	Road Rollers	Others
36	14693	1210	3063	5	401

Source: Regional Transport Officer, Dharmapuri

TABLE 26.1 CONCLUDED

Total Non-Commercial Vehicles	Total Commercial Vehicles	Total Non-Commercial Vehicles	Grand Total (Commercial + Non-Commercial)
476216	15406	--	491622

Source: Regional Transport Officer, Dharmapuri

26.2 NO. OF MOTOR VEHICLES (CATEGORY WISE)
REGISTERED DURING THE YEAR

Year: 2016-17

SL. NO.	Category	During the year
	Maxi Cab	9
	Tourist Taxi	22
	Goods Vehicle	415
	Educaiton Institution Bus	16
	Auto Ricksha	216
1	Commercial Vehicles	678
	LMV CAR	689
	MOTOR CYCLE	13839
	OTHERS	276
2	Non - Commercial Vehicles	14804
3	Total Non-Commercial Vehicles	15482

Source: Regional Transport Officer, Dharmapuri

26.3 NO. OF PERSONS ISSUED WITH DRIVING
LICENCE

Year: 2016-17

SL. NO.	Category	No. of Driving License issued
1	Motor cycle with Gear	4655
2	Motor cycle without Gear	1560
3	Heavy Transport Vehicle	1104
4	Light Motor Vehicle	1168
5	Renewal	6948
	Total	15435

Source: Regional Transport Officer, Dharmapuri

27. NON-CONVENTIONAL ENERGY GENERATION

27.1 NO. OF SOLAR ENERGY GENERATING UNITS IN THE DISTRICT WITH PRODUCTION DATA

Year: 2016-17

SL. NO.	Name and Place of Solar energy system exist	Instal Capacity (in Mega Watts)	Generation (in Mega Watts)
Nil			

27.2 NO. OF WIND MILLS GENERATING UNITS WITH PRODUCTION DATA

Year: 2016-17

SL. NO.	Name and Place of Wind Mills Generation exist	Instal Capacity (in Mega Watts)	Generation (in Mega Watts)
Nil			

28.POLICE AND PRISONS

28.1 POLICE FORCE

Year: 2016-17

Sl. No.	Name of the City	Year	No. of Police Stations	All Women Police Station	Out Posts	Actual police Strength
1	Dharmapuri	2017	24	3	-	27

Source: Superintendent of Police Office, Dharmapuri

28.2 COGNIZABLE OFFENCES UNDER INDIAN PENAL CODE

Year: 2016-17

Sl.No	Item	Number of Cases Reported
1	Murder	2 (Night Hault / Central Jail Salem)
2	Culpable Homicide not amounting to murder	12
3	Rape, Child Marage, Posco	30
4	Kidnapping And Abduction, Posco	48
5	Dacoity	10
6	Robbery	36
7	Burglary	5
8	Thefts	60
9	Riots	-
10	Criminal Breach of Trust	2
11	Cheating	30
12	Counterfeit	3
13	Others	711
	Total	949

Source: Superintendent, Subjail, Dharmapuri

28.3 PRISONS AND CONVICTS

Year: 2016-17

Sl.No.	Classification of Prisons	Number
1	Central Prisons	Nil
2	State Prison for Women	
3	Sub-Jails	
4	Special Sub-Jails	
5	Open Air Prison	
6	Fifth Garden (Salem)	
7	Borstal School	

Source: Superintendent, Subjail, Dharmapuri

CLASSIFICATION OF CONVICTS

Year: 2016-17

Sl.No	Length of Sentences	Male	Female	Total
1	Below one year	Nil		
2	Above one year and not exceeding two years			
3	Above two years and not exceeding five years			
4	Exceeding five years and not exceeding ten years			
5	Exceeding ten years			
6	Life sentence			
7	Sentence to death			
	Total			

Source: Superintendent, Subjail, Dharmapuri

28.4 NO. OF CASES REGISTERED UNDER P.C.R.

Year: 2016-17

Sl.No.	Name of the Stations	Year	No. of cases Registered	
			Under P.C.R	Under P.O.A Act
1	Dharmapuri	2016-17	-	1
2	Athiyamankottai	2016-17	-	1
3	Krishnapuram	2016-17	-	1
4	Karimangalam	2016-17	-	1
5	Harur	2016-17	-	1
6	Kambainallur	2016-17	-	1
7	A.Pallipatti	2016-17	-	1
8	Bommi	2016-17	-	1
9	Kadathur	2016-17	-	1
10	Pennagaram	2016-17	-	1
11	Perumbalai	2016-17	-	2
12	Panjapalli	2016-17	-	1
13	Palacode	2016-17	-	1
14	Marandahalli	2016-17	-	1
15	Pennagaram AW.PS	2016-17	-	2
	Total			17

Source: Superintendent of Police Office, Dharmapuri

28.5 NO. OF CASES REGISTERED AGAINST WOMEN

Year: 2016-17

Sl.No.	Item	No. of the cases Registered against women harassment and dowry		
		2016	2017	Total
1	Dowry Harassment	7	2	9
2	Dowry Death	-	-	-
3	Others (Specify)	-	-	-
	1. Abetment suicide	2	-	2
	2. Kidnapping female	40	12	52
	3. Tamilnadu prohibition of women harassment Act	37	14	51
	4. Rape + POCSO Rape	38	7	45
4	Molestation	17	1	18
5	Eve-teasing	-	-	-
	Total	141	36	177

Source: Superintendent of Police Office, Dharmपुरi

29 PUBLIC HEALTH

29.1 PUBLIC HEALTH AND MEDICAL SERVICES RENDERED BY ORGANISATIONS AND INDIVIDUAL

Year: 2016-17

Sl.No	Items	Numbers
1	Hospitals	
	i. Allopathy	
	ii. Siddha	5
	iii. Ayurveda	
	iv. Homeopathy	1
	v. Yoga	2
2	Dispensaries	
	i. Allopathy	1
	ii. Siddha	2
	iii. Ayurveda	
	iv. Homeopathy	

3	Primary Health Centre		
		i. Allopathy	49
		ii. Indian Medicine	6
		iii. Indian Medicine (Siddha\Ayurveda\Unani)	24
		vi. Total	79
4	Health Sub Centres		
5	Other Medical Institution		
		i. General	
		ii. T.B. Beds	
		iii. Leprosy Beds	
		iv. Maternity Beds	
		vi. Total	
6	Doctors		
		i. Allopathy	
		ii. Indian Medicine (Siddha\Ayurveda\Unani)	29
		iii. Homeopathy	1
		iv. Total	30
7	Nurses		
		i. Allopathy	194
		ii. Indian Medicine (Siddha\Ayurveda\Unani)	2
		iii. Homeopathy	
		iv. Total	196
8	Others		
9	Inpatients Treated		
		i. Allopathy	47789
		ii. Siddha	2188
		iii. Ayurveda	
		iv. Homeopathy	2095
10	Outpatients Treated		
		i. Allopathy	2333129
		ii. Siddha	644128
		iii. Ayurveda	22412
		iv. Homeopathy	90525
		v. Yoga	107366

Source: 1. Deputy Director of Health Services, Dharmapuri
2. District Siddha Medical Officer, Dharmapuri

29.2 NO. OF PRIMARY HEALTH CENTRES WITH SUB-CENTRES

Year: 2016-17

SL. NO.	Name of the District / Municipality	No. of Primary Health Centres	No. of Sub-Centres
1	Dharmapuri	50	222

Source: Deputy Director of Health Services, Dharmapuri

30. PRINTING AND PUBLICATION

30.1 NO. OF NEWS PAPERS, WEEKLY MAGAZINES, MONTHLY MAGAZINES ETC., PUBLISHED

Year: 2016-17

NUMBER OF NEWSPAPERS IN 2001 (Language & Periodicity – wise)TAMILNADU

Language s	Dailie s	Tri/Bi-weeklie s	Weeklie s	Fort-nightlile s	Monthlie s	Quarterlie s	Other s	Annual s	Tota l
Tamil	1	-	-	-	-	-	-	-	1
English	1	-	-	-	-	-	-	-	1

Source: Information and Public Relations Officer, Dharmapuri

30.2 NO. OF PUBLISHERS IN THE DISTRICT OTHER THAN NEWSPAPERS AND MAGAZINES

Year: 2016-17

S. No.	Name of the Publication	No. of Publishers
1	Dharmapuri Govt. Arts College Magazine	1
2	Uzhavan Uyar Velanmai	1
3	Malaru Mano Ranjitham	1
4	Inimai Ithaz	1
5	Grama Oozhiyan	1
6	Viswakarma Nanban	1
7	Tamilnadu Govt. Dept. Drivers Assotiation News Letter	1
8	Annai Sathya Transport Corporation Eithal	2
9	Dharmapuri Seithigal	2
10	Nellikani (Thagadur)	1
11	Neethiyin Nilal	1
12	Dharmapuri Kongu Seidhigal	1

Source: Information and Public Relations Officer, Dharmapuri

30.3 NO. OF PRINTING PRESSES IN THE DISTRICT

Year: 2016-17

SL. NO.	Name of the District	No. of the Printing Press	Type of the Press (Letter Press / Off set / Litho / Colour Graphics)
1	Dharmapuri	40	Letter Press / Off set / Litho / Colour Graphics
2	Nallampalli	15	
3	Karimangalam	19	
4	Palacode	37	
5	Pennagaram	18	
6	Harur	12	
7	Morappur	12	
8	Pappireddipatti	8	

Source: Block Statistical Inspectors

31 PRICE INDICES

31.1.WHOLESALE PRICE INDEX OF TAMIL NADU

BASE YEAR:1970-71=100

Period	Primary Articles	Food Articles	Non-Food Articles	Minerals	Fuel, Power & Light	Manufactured Products	All Commodities
2015	3045.81	3825.03	1825.01	1584.95	2862.55	2245.84	2685.84
2016 - January	3266.82	4130.50	1916.62	1577.67	2813.67	2297.83	2823.53
February	3218.06	4044.34	1927.35	1577.67	2813.66	2293.18	2795.80
March	3240.13	4083.06	1922.95	1577.67	2822.06	2296.42	2809.12
April	3252.95	4098.89	1931.36	1577.67	2891.35	2311.94	2824.95
May	3294.65	4166.48	1932.23	1577.67	2964.23	2317.59	2851.78
June	3339.08	4227.66	1950.95	1577.67	2971.12	2329.37	2880.59
July	3394.80	4299.24	1982.92	1577.67	2969.12	2343.52	2916.09
August	3426.93	4326.56	2024.29	1577.67	2734.16	2345.71	2926.33
September	3422.74	4309.04	2041.85	1577.67	2756.32	2361.54	2931.79
October	3440.02	4329.02	2049.33	1723.58	2902.12	2374.93	2951.53
November	3455.21	4350.46	2054.86	1723.58	3301.25	2381.74	2975.54
December	3454.76	4319.46	2093.43	1992.06	3694.67	2399.88	2996.09
Average	3350.51	4223.73	1985.68	1636.52	2969.48	2337.80	2890.26

Source: Department of Economics and Statistics, Chennai-6

31.2. CONSUMER PRICE INDEX NUMBERS FOR INDUSTRIAL WORKERS

BASE YEAR: 2001=100

Period	Chennai	Tiruchy	Madurai	Coimbatore	Coonoor	Salem	Cuddalore	Nagercoil	Vellore	Tuticorin
April'16	255	261	261	249	269	263	138	139	138	140
May'16	262	269	265	257	278	275	142	143	141	144
June'16	258	269	270	258	276	272	142	144	143	144
July'16	255	267	273	253	275	272	142	145	142	144
August'16	252	262	263	250	272	270	140	143	140	140
September'16	249	264	260	249	271	270	139	142	141	138
October'16	250	265	264	248	273	270	138	142	141	138
November'16	250	264	263	248	272	260	139	142	140	138
December'16	252	266	261	247	272	261	138	145	140	138
January'17	255	271	262	250	270	263	140	149	143	141
February'17	256	273	265	257	273	264	141	152	144	142
March'17	253	276	269	258	275	263	142	149	143	143
Average	254	267	265	252	273	267	140	145	141	141

Source: Director General of Labour Bureau, Shimla

Source: Department of Economics and Statistics, Chennai-6

31.3. CONSUMER PRICE INDEX NUMBERS FOR SELECTED ESSENTIAL ITEMS IN RURAL TAMIL NADU - 2015-16.

BASE YEAR:1970-71=100

Period	Food	Fuel & Light	Clothing	Misc.	Composite Index
April'16	3993.00	3207.00	2248.00	4594.00	3895.86
May'16	4032.00	3220.00	2249.00	4660.00	3933.29
June'16	4053.00	3315.00	2252.00	4686.00	3958.61
July'16	4079.00	3319.00	2267.00	4715.00	3982.81
August'16	4091.00	3387.00	2292.00	4783.00	4003.73
September'16	4096.00	3541.00	2318.00	4861.00	4025.60
October'16	4109.00	3604.00	2343.00	4941.00	4047.97
November'16	4121.00	3661.00	2362.00	4990.00	4066.31
December'16	4134.00	3723.00	2388.00	5030.00	4085.43
January'17	4146.00	3759.00	2388.00	5049.00	4098.93
February'17	4164.00	3759.00	2388.00	5062.00	4114.37
March'17	4185.00	3765.00	2391.00	5075.00	4132.76
Average	4100.25	3521.67	2323.83	4870.50	4028.81

Source: Department of Economics and Statistics, Chennai-6

**31.4. CONSUMER PRICE INDEX NUMBERS FOR SELECTED
ESSENTIAL ITEMS IN URBAN TAMIL NADU - 2015-16.**

BASE YEAR:1970-71=100

Period	Food	Fuel & Light	Clothing	Misc.	Composite Index
April'16	3632.00	3152.00	2776.00	3463.00	3523.22
May'16	3643.00	3164.00	2777.00	3511.00	3540.19
June'16	3658.00	3164.00	2777.00	3516.00	3551.60
July'16	3700.00	3177.00	2786.00	3541.00	3586.87
August'16	3704.00	3192.00	2806.00	3638.00	3608.67
September'16	3710.00	3200.00	2830.00	3706.00	3626.57
October'16	3727.00	3210.00	2844.00	3779.00	3652.67
November'16	3737.00	3214.00	2861.00	3838.00	3671.16
December'16	3745.00	3215.00	2869.00	3864.00	3681.82
January'17	3754.00	3216.00	2870.00	3886.00	3692.09
February'17	3766.00	3216.00	2874.00	3890.00	3701.44
March'17	3788.00	3216.00	2874.00	3896.00	3717.96
Average	3713.67	3194.67	2828.67	3710.67	3629.52

Source: Department of Economics and Statistics, Chennai-6

**31.5 ALL INDIA CONSUMER PRICE INDEX
NUMERS FOR INDUSTRIAL WORKERS**

BASE YEAR: 2001=100

MONTH	INDEX
April'16	271
May'16	275
June'16	277
July'16	280
August'16	278
September'16	277
October'16	278
November'16	277
December'16	275
January'17	274
February'17	274
March'17	275
Average	276

Source: Director General of Labour Bureau, Shimla

31.6 CONSUMER PRICE INDEX FOR RURAL AND URBAN COMBINED

BASE YEAR: 2012=100

PERIOD	RURAL	URBAN	COMBINED
April'16	128.1	128.0	128.0
May'16	130.1	130.2	130.2
June'16	131.8	131.5	131.6
July'16	131.2	131.0	131.1
August'16	130.7	130.1	130.3
September'16	130.4	130.1	130.2
October'16	131.2	130.7	130.9
November'16	131.0	130.9	130.9
December'16	131.0	131.0	131.0
January'17	131.8	131.6	131.7
February'17	132.6	132.4	132.5
March'17	133.3	132.9	133.1
Average	131.1	130.9	131.0

Source: Central Statistics Office, New Delhi

32. QUALITY CONTROL

32.1 LIST OF INDUSTRIAL/ESTABLISHMENT UNITS HAVING QUALITY CONTROL FACILITIES AND THE PRODUCTS SUBJECTED TO QUALITY CONTROL.

Year: 2016-17

SL. NO.	List of Industries	Establishment Units having, Quality Control Facilities	Products subjected to Quality Control
Nil			

33. REGISTRATION

33.1 NO. OF REGISTRATION OFFICES IN THE DISTRICT

Year: 2016-17

SL. NO.	Name of the Block / Municipalities	No. of Registration Offices
1	Dharmapuri Municipalities	Joint I, Joint II & Dharmapuri West
2	Harur	Harur
3	Palacode	Palacode, Marandahallil
4	Karimangalam	Karimangalam
5	Pennagaram	Pennagaram
6	Pappireddipatti	Pappireddipatti, Kadathur
7	Morappur	Morappur

Source: District Registrar Office

33.2 REGISTRATION AND AGGREGATE VALUE OF PROPERTIES TRANSFERRED DURING THE YEAR

Year: 2016-17

SL. NO.	Name of the Municipality	No of Registration (Movable and Immovable)	Aggregate Value of properties transferred (Movable and Immovable) (In Crores)
1	Joint I	2499	66112316
2	Joint II	3747	83048167
3	Dharmapuri West	3901	69783502
4	Harur	4855	74836621
5	Pappireddipatti.	2875	41206903
6	Palacode	3062	51958140
7	Pennagaram	3893	69524870
8	Karimangalam	1772	42982164
9	Marandahallil	1934	32542078
10	Barur	1340	25563928
11	Kadathur	1337	21272552
12	Morappur	1548	22070853
	Total	32763	600902094

Source: District Registrar Office

34. REPAIR AND SERVICE

34.1 AUTHORISED AUTOMOBILES REPAIR AND SERVICE STATIONS

Year: 2016-17

Name of the Taluk	Authorized Automobiles Repair and Service (i' No's.)
Dharmapuri	18
Nallampalli	1
Palacode	2
Pennagaram	2
Harur	4
Pappireddipatti	1

Source: Deputy Director of Industrial Safety and Health Dharamapuri

34.2 AUTHORISED ELECTRICAL AND ELECTRONIC GOODS REPAIR AND SERVICE UNITS

Year: 2016-17

Name of the Taluk	Electrical and Electronic goods Repair and Service Units (i' No's)
Dharmapuri	3
Pappireddipatti	1

Source: Deputy Director of Industrial Safety and Health Dharamapuri

35. RESTAURANTS AND HOTELS

35.1 RESTAURANTS, CAFES AND OTHER EATING AND DRINKING PLACES

Year: 2016-17

SL. NO.	Items	Place
1	Hotel Annanthalakshmi Tin No: 33023291339 Tiffen, Tea, Coffe, Meals	Palacode

Source: Commercial Tax Department, Dharmapuri

35.2 DETAILS OF HOTELS

Year: 2016-17

SL. NO.	Place	No. of Hotels with Lodging Facilities	No. of Hotels without Lodging Facilities
1	Harur	-	1
2	Dharmapuri	5	7
3	Palacode	19	3

Source: Commercial Tax Department, Dharmapuri

36. RECREATION AND CULTURAL SERVICES

36.1 LIST OF CINEMA THEATRES AND THEIR CAPACITIES

Year: 2016-17

SL. NO.	Name of the District / Municipality	Name of the Cinema Theatres	Capacity
1	Dharmapuri / Harur	TNT Theatre	367
2	Dharmapuri / Harur	Dass Theatre	807
3	Dharmapuri / Harur	Muthu Theatre	571
4	Dharmapuri / Pappireddipatti	Kavitha Theatre	618
5	Dharmapuri / Harur	TMS Theatre	270
6	Krishnagiri / Uthangarai	Sri Ganesha Theatre	463
7	Krishnagiri / Uthangarai	Santhi Theatre	561
8	Krishnagiri / Uthangarai	Thirumagal Theatre	389
9	Dharmapuri	Santhosh Theatre	598
10	Dharmapuri	DNC	1293
11	Dharmapuri	GM	689
12	Dharmapuri	Sri Madheswara	744
13	Dharmapuri	Sri Hari	443
14	Dharmapuri (VP)	Anand	440
15	Palcode/ Karimangalam	Sri Bagiyalakshmi Theatre	361
16	Palcode / Karimangalam	Rajam Theater	368
17	Palcode / Karimangalam	Ramya Theatre	331
18	Palcode / Pennagaram	Ram Balaji Theatre	476
19	Palcode / Papparapatti	Kasthuri Theatre	324
20	Palcode	Saravana Theatre	566
21	Palcode / Eriyur	Vasantha Lakshmi	260

Source: Commercial Tax Department, Dharmapuri

36.2 LIST OF CLUBS AND ASSOCIATIONS

Year: 2016-17

SL. NO.	Place	No. of Club and Association
Nil		

Source: Commercial Tax Department, Dharmapuri

36.3 LIST OF MOTION PICTURE DISTRIBUTORS AND PROJECTION SERVICES

Year: 2016-17

S.No.	Name of the District / Municipality	Name of the Picture Distributors / Projection Services
Nil		

Source: Commercial Tax Department, Dharmapuri

37. SOCIAL WELFARE

37.1 PURATCHI THALAIVAR M.G.R. NUTRITIOUS MEALS PROGRAMME CENTRES

Year: 2016-17

No. of centers						
School sector		Local Body Sector		Social welfare TINP	Sector ICDS	Total
Panchayat Union	Municipal Bodies	Panchayat Union	Municipal Bodies			
1365	15	1365	15	-	-	1380

Source: Personal Assistant (NoonMeal Program) to Collectorate, Dharmapuri

**37.2 NO.OF BENEFICIARIES UNDER PURATCHI THALAIVAR
M.G.R. NUTRITIOUS MEALS PROGRAMME**

Year: 2016-17

Age Wise Beneficiaries					Total Nutritious Meal Centers
NCLP	1 - 5	6 - 8	9 & 10	Total	
335	61457	46515	28005	136312	1380

Source: Personal Assistant (NoonMeal Program) to Collectorate, Dharmapuri

**37.3 NUMBER OF BENEFICIARIES UNDER FREE SUPPLY OF
TEXT BOOKS AND UNIFORMS**

Year: 2016-17

Sl. No	Name of the Block	Age group 6-14 (Standards I to VIII)				Total
		Uniforms		Text Books		
		Boys	Girls	Boys	Girls	
1	Dharmapuri	2488	2338	2913	3259	10998
2	Nallampalli	3017	2753	3020	2774	11564
3	Pennagaram	2976	2967	2850	2771	11564
4	Palacode	2131	2177	2476	2331	9115
5	Karimangalam	1897	1686	2198	1937	7718
6	Morappur	1845	2055	1742	1918	7560
7	Harur	1448	1592	2276	2296	7612
8	Pappireddipatti	1193	1300	1651	1572	5716
9	ADW	82	64	96	47	289
	Grand Total	17077	16932	19222	18905	72136

Source: District Education Office, Dharmapuri

37.4 NUMBER OF BENEFICIARIES UNDER SOCIAL SECURITY AND PENSION SCHEMES

Year: 2016-17

Taluk	Indra Gandhi National old Age Pension	Physically Handicapped Pension	Destitute Widow Pension	Destitute and Deserted Wives Pension	Destitute Agri. Labour Pension	Unmarried Women Pension	IGNWPS	Total
Dharmapuri	3100	372	557	418		64	818	5329
Nallampalli	2862	302	253	397		28	675	4517
Karimangalam	4974	414	485	329		65	1200	7467
Palacode	2567	353	311	259		52	412	3954
Pennagaram	6692	872	892	520		44	2613	11633
Harur	10567	549	1025	466		68	2217	14892
Pappireddipatty	7161	493	1050	375		106	2982	12167
Total	37923	3355	4573	2764	-	427	10917	59959

Source: Special Deputy Collector (SSS), Dharmapuri

37.5 FREE HOUSES AND HOUSE SITES DISTRIBUTED TO COMMUNITIES

Year: 2016-17

Name of the district	House Distributed					Total
	S.C.	S.T.	B.C.	D.C.& MBC	Others	
Dharmapuri	2742	523	-	-	3040	6305

Source: District Rural Development Authority, Dharmapuri

37.6 BENEFICIARIES UNDER WELFARE SCHEME

Year: 2016-17

Sl.No.	Name of the Scheme	No. of Beneficiaries		Amount (in Lakhs)	
		Target	Achievement	Target	Achievement
1	Moovalur General	2433	2433	111650000	111650000
	Moovalur SPL	240	240	8625000	8625000
	Moovalur TSP	52	52	1675000	1675000
2	Widow Daughter Marriage General	16	16	525000	525000
	Widow Daughter Marriage SPL	7	7	250000	250000
3	Orphan Girls Marriage General	7	7	200000	200000
	Orphan Girls Marriage SPL	4	4	175000	175000
4	Widow Remarriage	0	0	50000	50000
	Widow Remarriage SPL	1	1	0	0
5	Inter Caste Marriage General	0	0	0	0
	Inter Caste Marriage SPL	89	89	3525000	3525000
	Total	2849	2849	126675000	126675000

Source: District Social Welfare Office, Dharmapuri

38. CONSERVANCY SERVICES

38.1 NO. OF CONSERVANCY WORKERS ENGAGED IN CONSERVANCY, GARBAGE AND DEBRIS DISPOSAL AND OTHER PARTICULARS.

Year: 2016-17

No. of Workers engaged in conservancy Work	No. of Garbage and Sewage disposal Dump site	No. of persons engaged other connected works related with conservancy	
		No. of persons	No's
1	B.Mallapuram	15	15
2	Harur	39	39
3	Kadathur	26	26
4	Kambainallur	24	24
5	Kariamangalam	20	20
6	Marandahalli	20	20
7	Palakkodu	28	28
8	Papparapatti	16	16
9	Pappireddipatti	23	23
10	Pennagaram	34	34
11	Municipality	155	1
	Total	400	246

Source: 1. Commissioner, Municipality
2. Additional Director of Town Panchayat

38.2 NO. OF VEHICLES ENGAGED IN CONSERVANCY SERVICES

Year: 2016-17

Sl.No.	Name of the Town Panchayats	No. of Vehicles engaged in Sanitary Services.
1	B.Mallapuram	15
2	Harur	39
3	Kadathur	28
4	Kambainallur	20
5	Kariamangalam	38
6	Marandahalli	20
7	Palakkodu	32
8	Pappaparatti	21
9	Pappireddipatti	23
10	Pennagaram	41
11	Municipality	
	Tipper Lorry	7
	Dumper Placer	2
	Tipping Type Auto	8
	JCB	1
	Total	18
	Total	295

Source: 1. Commissioner, Municipality
2. Additional Director of Town Panchayat

39.SCIENTIFIC AND RESEARCH SERVICE

39.1 INSTITUTIONS AND LABORATORIES ENGAGED IN RESEARCH WORK

Year: 2016-17

Name and address of Institutions and Laboratories	Type of Research Field
Govt.Hd.Qrs.Hospital, Pennagaram	Blood Sugar, Cholestrol, Blood Test, Sputam Examination, Motion Test.
Govt.Hospital, Harur	Blood Sugar, Cholestrol, Blood Test, Sputam Examination, Motion Test.
Govt.Hospital, Palacode	Blood Sugar, Cholestrol, Blood Test, Sputam Examination, Motion Test.
Govt. Hospital, Pappireddipatti	Blood Sugar, Cholestrol, Blood Test, Sputam Examination, Motion Test.
Veterinary University Training And Research Centre, Dharmapuri	Livestock

40. STORAGE FACILITIES

40.1 LIST OF AGRICULTURAL AND NON-AGRICULTURAL STORAGE GODOWNS

Year: 2016-17

Name and address of Agricultural Godowns	Name of address of Non-Agricultural Godowns
IAMWARM, Palavadi, Nallampalli, 50 MT	
IAMWARM, Naganampatti, Karimangalam, 50 MT	
IAMWARM, Boomathampatti, Karimangalam, 50 MT	
IAMWARM, Palacode, 180 MT	

Source: Agricultural Market Committee, Dharmapuri

40.2 LIST OF COLD STORAGE AND GODOWNS

Year: 2016-17

SL. NO.	Name and address of the cold storage
1	Dharmapuri, Cold Storage Godown, 1000 MT
2	Harur, Cold Storage Godown, 25 MT
3	Pennagaram, Cold Storage Godown, 25 MT
4	Palacode, Cold Storage Godown, 50 MT

Source: Deputy Director of Agriculture (Agri Business), Dharmapuri

41. TEXTILES

41.1 No. OF GINNING, SPINNING AND WEAVING MILLS

Year: 2016-17

SL. NO.	Name of the District/Municipalities	No. of Ginning mills	No. of Spinning mills	No. of Weaving mills
1	Dharmapuri / Pappireddipatti		1	
2	Krishnagiri / Uthangarai	2	1	
3	Dharmapuri		4	

Source: Commercial Tax Department, Dharmapuri

41.2 QUANTUM OF PRODUCTION DURING THE YEAR

Year: 2016-17

Spinning Mills Production		
Sl.No	Name of the Mill	Production in Tonne/MT
1	Senthilnathan Spinning Mills Pvt Ltd., (Yarn dyed, cotton)	746691
2	Senthilnathan Spinning Mills Pvt Ltd., (Cotton waste)	111456
3	Thangavelu Spinning Mills Ltd.,	2142384.17
	Total	3000531.17

Source: Deputy Director of Statistics, Dharmapuri

42. TRADE AND COMMERCE

42.1 NO. OF MAJOR AND MINOR TRADE AND COMMERCIAL ESTATE

Year: 2016-17

No. of Major Trade	No. of Minor Trade	No. of Commercial Estate
205	89	-

Source: Dharmapuri Market Committee, Dharmapuri

43. TRANSPORT

43.1 LENGTH OF ROADS

Year: 2016-17

Sl.No	Surface Road				Total	Unsurfaced Road	Grand Total
	Item	Cement		Water Bound Macadam			
		Concrete	Bituminous				
1	Highways	-	1434.931	-	1434.931	-	1434.93
2	Municipality	31.394	29.348	-	60.742	-	60.742
3	B.Mallapuram	9.845	25.143	-	34.988	7.99	42.978
4	Harur	14.776	13.729	-	28.505	4.728	33.233
5	Kadathur	12.476	9.942	-	22.418	7.311	29.729
6	Kambainallur	6.265	40.929	-	47.194	5.98	53.174
7	Kariamangalam	10.677	19.609	-	30.286	1.319	31.605
8	Marandahalli	8.586	8.778	-	17.364	4.056	21.42
9	Palakkodu	18.03	6.13	-	24.16	1.67	25.83
10	Papparapatti	8.760	16.87	-	25.630	2.86	28.490
11	Pappireddipatti	10.204	14.899	-	25.103	2.987	28.09
12	Pennagaram	12.076	19.28	-	31.356	6.4	37.756

Source: 1. Dharmapuri (H) (C & M) Division,
2. Municipality, Dharmapuri
3. Additional Director of Town Panchayat

43.2 ROAD ACCIDENTS

Year: 2016-17

Sl.No.	Name of the Head	Total No. of accidents	No.of persons injured	No. of persons killed
1	Fatal (304(A) IPC)	340	-	367
2	Grievous Injury (279, 338 IPC)	99	148	-
3	Simple Injury (279, 337 IPC)	1106	2057	-
4	Non Injury (279 IPC)	42	0	
	Total	1587	2205	367

Source: Superintendent of Police Office, Dharmapuri

43.3 REGISTERED MOTOR VEHICLES AS ON 31.03.2017

Year: 2016-17

Commercial									
Stage carriage		Auto- rickshaw	Ordinary Taxi	Motor Cab	Maxi Cab	Omni Buses	Private Service Vehicle & others		
Public	Private								
356	150	1734	-	653	424	6	4		
Commercial									
School Bus	Ambulance	Fire Fighter	Light Commercial Vehicle	Lorry		Articulated Vehicle		Tractor Trailer	Total
				State Permit	National Permit	State Permit	National Permit		
1176	-	-	3283	3905	3462	-	5	15	16523
Non-Commercial Vehicles									
Motor Cycle	Scooter	Moped	Tri-Cycle Auto		Motor Car	Jeep	Station Wagon		
229264	5734	211983	-		9942	455	36		
Non-Commercial Vehicles									
Tractor	Three Wheeler	Four Wheeler		Road Rollers	Others	Total	Grand Total		
14680	2753	3063		--	6419	484329	500852		

Source: Regional Transport Officer, Dharmapuri

43.4 TRANSPORT CORPORATIONS

Year: 2016-17

Sl.No	Name of the Corporation	Year of Formation	Headquarter	District Covered	No.of Buses as on 31 st March
1	Tamil Nadu State Transport Corporation (Salem Division) Ltd., Dharmapuri Reg.	2004	Dharmapuri	2	1003

Source: The General Manager, TNSTC (Salem) Limited, Dharmapuri Region.

43.5 SELECT INDICATORS ON OVERALL PERFORMANCE OF STATE TRANSPORT CORPORATIONS

Year: 2016-17

Sl.No	Item	Transport Corporation's Performance Dharmapuri District
1	Fleet Strength	408
2	Kilometers operated carried pr day (in Lakhs)	1.79
3	Number of Passengers carried per day (in Lakhs)	2.64
4	Fleet Utilisation (Percentage)	97.1
5	Kilometer efficiency (Percentage)	100.78
6	Kilometer run per liter of diesel	
	a) City/ Town	5.56
	b) Mofussil	5.5
7	Number of routes (sa on day)	260
8	Number of new routes introduced during the year	-
9	New village benefited during the year	-
10	Benefited villages population in lakhs	-
11	Staff strength	2625
12	Number of new buses purchased	8

Source: The General Manager, TNSTC (Salem) Limited, Dharmapuri Region.

43.6 RAILWAY LINES AND STATIONS

Year: 2016-17

Item	Broad Gauge	Meter Gauge	Broad Gauge and Meter Gauge	Total
1. Route Length (in Km.)	208.1	--	-	208.1
2. Track length (in Km.)	66	--	-	66
3. Number of Railway stations	5	--	-	5

Source: Railways Station, Dharpuri

43.7 PORT DEVELOPMENT

Year: 2016-17

Name of the Port	Vessels entered	Cargo handled (in million tonnes)
Nil		

43.8 AIR PORTS

Year: 2016-17

Sl. No	Airport	Passengers (in 'Nos')					Total
		Embarked	Disembarked	Transit			
Nil							
Sl. No	Cargo Handled (Tonne)			Revenue (Rs. In Lac)			
	Loaded	Unloaded	Total	Traffic	Cargo	Commercial	Other Income
Nil							

43.9 PRIVATE TRANSPORT OPERATIONS

Year: 2016-17

SL. NO.	Name of the Transport Operations
	Nil

Source: Regional Transport Officer, Dharmapuri

44. TOURISM

44.1 PLACES OF TOURIST ATTRACTION

Year: 2016-17

Sl. No	Name of Place	Location	Importance
1	Hogenakkal	46 kms from Dharmapuri	Major Tourist Place in the District. Kavery River/ Waterfalls/Parisal Journey.
2	Vathalmalai	25 Kms from Dharmapuri . Situated on a hill at a height of 1100 mts	Picnic spot/cool climate/Green vegetation like coffee/pepper silver wood etc
3	Vaniar Dam	Situated at a distance of 48 kms from Dharmapuri near Paappireddipatti	Dam Site /Picnic spot
4	Theerthamalai	55 kms from Dharmapuri	Ancient Siva Temple Theerthagireeswarar temple(pilgrim Centre)
5	Anjaneyasamy Thirukovil, Muthampatty	25 kms from Dharmapuri towards Salem near Thoppur	Famous Anjaneya Temple
6	Nagavathi Dam	15 kms from Dharmapuri	Picnic spot/Dam site
7	Kovilur Church	10 kms from Dharmapuri near Nallampalli	Pilgrim centre
8	Thoppur Darga	30 kms from Dharmapuri	Pilgrim Centre
9	Athiyaman Kottai	8 kms from Dharmapuri	Historical place Athiyaman King of Thagadur Adigaman
10	Kesarguli Dam	55 kms from Dharmapuri	Dam site/Picnic spot

Source: District Tourist Officer, Dharmapuri.

44.2 THE LIST OF PLACES OF WORSHIP

Year: 2016-17

Sl. No	Places of Worship
1	Theerthamalai Temple
2	Kottakovil
3	Hanuman Theertham
4	Kalabairavar Temple:
5	Chenraya Perumal Temple
6	Parameswari Temple

Source: District Director of Statistic, Dharmapuri.

44.3 LIST OF HOTELS AND RESTAURANTS

Year: 2016-17

Sl.No	List of Hotels	Place
1	Kaveri Naidu Militri Hotel	Pappiredippatti
2	Hotel Saibhavan	Uthangarai
3	Om Sri Saravanas Hotel	Harur
4	Salem Thangam Hotel	Sakkilippatti
5	Tvl. M. Raja Raja Hotel	Pappiredippatti
6	Vinayaga Super Market and Vinayaka Hotel	A. Pallipatti
7	M/S. Kaveri Naidu Military Hotel	Pappiredippatti
8	C.M. Hotel, Tin No. 33803292268, Telephone No. 04312	Palcode
9	Hotel Tamilnadu, Tin No: 33736407748, Telephone No. 04311	Palcode
10	Rama Lodge	Dharmapuri
11	DNC Lodge	Dharmapuri
12	Sri Madhesware Lodge	Dharmapuri
13	Sri Saravana Inn Lodge House	Dharmapuri
14	Adiyaman Palace	Dharmapuri
15	Arun Lodge	Dharmapuri
16	DNC Vijay Lodge	Dharmapuri
17	Sree Rama Lodge	Dharmapuri
18	DNG Residency	Dharmapuri
19	VV & SV Lodge	Dharmapuri
20	MSS Lodge	Dharmapuri

Source: Commercial Tax Department, Dharmapuri

44.4 RECREATION FACILITIES

Year: 2016-17

Sl. No	No.of Cinema Theatres	No. of Stadiums	No.of Swimming pool	No. of Playgrounds	No. of Parks
1	21	1	1	-	2

Source: Commercial Tax Department, Dharmapuri

44.5 THE LIST OF TRAVEL AGENTS

Year: 2016-17

Sl. No.	List of Travel Agents	No.of travel agents
1	Guru Tour & Travels , S V Road , Dharmapuri. Cell No: 9443510507	1

Source: Regional Transport Officer, Dharmapuri

44.6 TRAIN AND AIR SERVICE TIMINGS

Year: 2016-17

YPR/SBC - HSRA - DPJ - OML - SA							
TRAIN		SBC/ YPR	HSRA	DPJ	OML	SA	DAYS OF OPERATION
NO	DESCRIPTON						
11021	DR (YPR) - TEN EXP	21.50	22.55	0.30	2.42	3.00	WED, THU, SUN
11013	LT (T) (SBC) - SBE KONCU EXP	22.10	23.15	0.45	3.40	3.40	DAILY
12648	NZM (YPR) - CBE KONGU EXP	1.00	2.10	4.00	5.45	6.10	FRI
12677	SBC - ERS INTERCITY EXP	6.15	7.20	8.40	10.00	10.05	DAILY
6591	YPR - HSRA PASSR	6.30	7.55	-	-	-	EXCEPT SUN
56514	SBC - KARAIKAL PASSR	7.15	8.34	10.10	12.05	13.00	DAILY
76523	YPR - HSRA PASSR	14.55	16.30	-	-	-	EXCEPT SUN
56242	YPR - SA FAST PASSR	16.05	17.33	19.05	20.50	21.40	DAILY
17235	SBC - NCJ EXP	17.15	18.25	20.00	22.00	22.20	DAILY
76553	SBC - DPJ PASSR	18.30	19.36	21.40	-	-	EXCEPT SUN
16232	MYS (SBC) - MB EXP	19.02	20.05	21.58	23.35	23.45	DAILY
16527	YPR - CAN EXP	20.00	21.10	22.52	0.30	0.35	DAILY
16573	YPR - PDY EXP	21.00	22.14	23.35	1.20	1.20	FRI, SAT, MON
12257	YPR - KCBL GARIB RATH EXP	21.00	22.14	23.35	1.20	1.20	SUN, TUE, THU
16236	MYS (SBC) - TN EXP	21.15	22.25	23.55	1.52	2.05	DAILY

SA - OML - DPJ - HSRA - SBC/YPR							
TRAIN		SA	OML	DPJ	HSRA	SBC/ YPR	DAYS OF OPERATION
NO	DESCRIPTON						
11022	TEN-(YPR) DR EXP	22.35	23.38	0.35	2.10	6.30	THU, FRI, MON
16231	MV - (SBC) MYS EXP	0.35	1.28	2.15	3.45	4.45	DAILY
16235	TN - (SBC) MYS EXP	1.10	1.54	2.50	4.45	5.30	DAILY
16528	CAN - YPR EXP	2.10	2.45	3.30	5.10	8.00	DAILY
16574	PDY - YPR EXP	2.25	3.42	4.20	6.00	8.20	SUN, MON, WED
76554	DPJ - SBC PASSR	-	-	5.00	6.33	8.10	EXCEPT SUN
17236	NCJ - SBC EXP	3.50	4.35	5.30	7.00	9.05	DAILY
12258	KCVL - YPR GARIB RATH EXP	4.15	4.55	6.00	7.30	9.30	TUE, THU, SAT
6592	HASRA - YPR PASSR	-	-	-	8.15	19.25	EXCEPT SUN
56241	SA - YPR FAST PASSR	5.20	5.46	6.43	8.30	10.45	DAILY
11014	CBE - (SBC) LT (T) EXP	11.25	12.10	12.50	14.15	16.00	DAILY
56513	KARAIKAL - SBC PASSR	13.25	13.56	14.55	16.45	19.00	DAILY
76524	HSRA - YPR PASSR	-	-	-	17.50	19.20	EXCEPT SUN
12678	ERS - SBC INTERCITY EXP	15.40	16.14	16.40	18.15	19.50	DAILY
12647	CBE - (YPR) NZM KONGU EXP	17.38	18.35	18.55	20.45	23.40	SUN

(MAS/ TPTY/ MS - JTJ/ TBM - MAP - SA - ED)							
TRAIN		MAS/TP TY/MS	JTJ/ TBM	MAP	SA	ED	DAYS OF OPERATIO N
NO	DESCRIPTON						
22649	MAS - ED YERCAUD EXP	22.40	2.35	3.20	4.30	5.50	DAILY
17230	HYB - KCVL SABARI EXP	0.15	4.00	4.40	5.35	7.05	DAILY
56845	JTJ - ED PASSR	-	5.30	6.38	8.20	10.35	DAILY
66019	KPD - SA MEMU	-	8.10	9.08	11.15	-	EXCEPT SAT
12675	MAS - CBE KOVAI EXP	6.15	9.20	10.00	10.55	11.55	DAILY
26637	MAS - MAQ WEST COAST EXP	11.30	14.45	15.35	16.40	17.45	DAILY
56839	JTJ - ED PASSR	-	15.20	16.25	18.00	19.45	DAILY
12679	MAS - CBE INTERCITY EXP	14.30	17.30	18.15	19.20	20.20	DAILY
12685	MAS - MAQ EXP	17.00	20.00	20.40	21.40	22.45	DAILY
12689	MAS - NCJ EXP	18.20	21.30	22.10	23.05	0.30	FRI
11063	MS - SA EXP	23.00	23.30	-	6.35	-	DAILY

MAS/ TPTY/ MS - JTJ/ TBM - MAP - SA - ED							
TRAIN		MAS/TP TY/MS	JTJ/ TBM	MAP	SA	ED	DAYS OF OPERATION
NO	DESCRIPTON						
22649	MAS - ED YERCAUD EXP	22.40	2.35	3.20	4.30	5.50	DAILY
17230	HYB - KCVL SABARI EXP	0.15	4.00	4.40	5.35	7.05	DAILY
56845	JTJ - ED PASSR	-	5.30	6.38	8.20	10.35	DAILY
66019	KPD - SA MEMU	-	8.10	9.08	11.15	-	EXCEPT SAT
12675	MAS - CBE KOVAI EXP	6.15	9.20	10.00	10.55	11.55	DAILY
26637	MAS - MAQ WEST COAST EXP	11.30	14.45	15.35	16.40	17.45	DAILY
56839	JTJ - ED PASSR	-	15.20	16.25	18.00	19.45	DAILY
12679	MAS - CBE INTERCITY EXP	14.30	17.30	18.15	19.20	20.20	DAILY
12685	MAS - MAQ EXP	17.00	20.00	20.40	21.40	22.45	DAILY
12689	MAS - NCJ EXP	18.20	21.30	22.10	23.05	0.30	FRI
11063	MS - SA EXP	23.00	23.30	-	6.35	-	DAILY

ED - SA - MAP - JTJ/TBM - MAS/TPTY/MS							
TRAIN		ED	SA	MAP	JTJ/T BM	MAS/TP TY/MS	DAYS OF OPERATION
NO	DESCRIPTON						
12686	MAQ - MAS EXP	1.35	2.40	3.35	4.10	8.00	DAILY
12690	NCJ - JTJ PASSR	6.00	6.55	7.45	8.50	12.25	MON
56840	ED - JTJ PASSR.	6.25	7.40	9.10	12.25	-	DAILY
12680	CBE - MAS INTERCITY EXP	7.45	8.35	9.35	10.20	13.50	DAILY
22638	MAQ - MQS WES COAST EXP	8.15	9.15	10.10	11.05	14.40	DAILY
66020	SA - KPD MEMU	-	15.30	16.42	18.25	-	EXCEPT SUN
12676	CBE - MAS KOVAI EXP	16.20	17.15	18.00	18.55	22.25	DAILY
56846	ED - JTJ PASSR.	16.10	18.00	19.25	21.20	-	DAILY
17229	KCVL - HYB SABARI EXP	18.30	19.30	20.20	21.20	0.35	DAILY
22650	ED - MAS YERCAUD EXP	21.00	22.00	23.00	0.10	4.05	DAILY
11064	SA - MS EXP	-	21.00	-	3.15	4.15	DAILY

Source: Railways Station, Dharpuri

45. VITAL STATISTICS

45.1 BIRTHS AND DEATHS REGISTERED

Year: 2016-17

Sl. No.	Name of the Municipality	Live Births Registered	Deaths Registered	Infant Death
1	Dharmapuri	13234	1928	17

Source: Municipality, Dharmapuri

45.2 BIRTH, DEATH AND INFANT MORTALITY RATES

Year: 2016-17

Birth Rate	Death Rate	Infant Mortality Rate	Expectation of Life (T.N)
193	28	1.28	-

Source: Municipality, Dharmapuri

45.3 DEATH BY CAUSES

Year: 2016-17

Sl.No.	Name of the Causes for Death	No. of the Death
1	Acute Renal Failure	5
2	Burn and Corrosion of Head and Neck	13
3	Cardiac Arrest	1582
4	Chronic Renal Failure	9
5	Heart Failure	148
6	Liver Disorders in Diseases Classified Elsewhere	2
7	Myocarditis in Diseases Classified Elsewhere	1
8	Other Cardiac Arrhythmias	90
9	Other Heart Disorders in Diseases Classified Elsewhere	43
10	Poisoning	19
11	Pulmonary Embolism	1
12	Renal Tubulo-Interstitial Disorders in Diseases Classified Elsewhere	133
13	Shock, Not Elsewhere Classified	1
14	Snake Bites	21
15	Maternal Death Causes	3

Source: Municipality, Dharmapuri

46. VOLUNTARY SERVICES

46.1 LIST OF VOLUNTARY SERVICES AVAILABLE IN THE DISTRICT FOR THE DEVELOPMENT OF RURAL AND URBAN POPULATION

Year: 2016-17

Sl.No.	Name of the NGO	Phone Number	Cell Number
1	Thiru.V.Yenjerappa, Project Co-ordinator, MYRADA/PLAN, Dharmapuri & Krishnagiri Project, Ganaodhayam Training centre, Kelamangalam Road, Achettipalli Gate, Thulasi Nagar, Mathagiri Post, Hosur-635 110	04344 262386	9486569596
2	Thiru.Chinnasamy, Director, Village People Development Plan (VPDP), 5/2C,Narasimmachari Street, Town E.B.Office near, Dharmapuri-636 701		9443633390
3	Thiru.Barn David, Director, Society for People Environment & Economic Development (SPEED), Pennagaram Main Road, Indur (Vill) & (Po), Dharmapuri-636 803.		9443464829
4	Thiru.Karpagavalli, Director, Development for Educational Environment, Parity and Awareness Movement Project (DEEPAM), Santhi Nilayam, Govt.Girls Hr.Se.School backside, Periyar Nagar, Harur-636 903.	04346-221880	9443118638
5	Thiru.A.Saravanan, Director, Social Economic and Environment Development Society (SEEDS-NGO), E.B.Office Road, Kamaraj Nagar, Nallampalli Po, Dharmapuri-636 807.		9443081776

6	Thiru.T.Selvaraji, Director, People Organisation for Women Empowerment and Reform(POWER), 81/44, First Floor, Nedumaran Nagar, Dharmapuri-636 703.	04342-26831	9443633404
7	Thiru.Kuppusamy, Director, Poor People Development Centre (PPDC), 10,Opp.Madheswara Theatre, Kumaraswamipettai, Dharmapuri.	04342-269467	94432 83082, 9791273163
8	Thiru.S.Sivakumar, Director, Community Rural Development Society (CRDS), Thiru.Vi.Ka.Nagar, Harur (Po) & Tk, Dharmapuri District.	04346-262713	9443910434
9	Thiru.Dharmalingam, Director, Rural Development Society (RDS), 4/9A, Agraharam Street, Kadathur Post, Pappireddipatti (Tk), Dharmapuri-635 303.	04346-265619	9444735477, 9965684686
10	Thiru.M.Elamathi, Director, Mullai Santha Education Trust (MSET), 87/10, Thiru.Vi.Ka.Nagar, Harur (Po) & Tk, Dharmapuri District.	04346-222277	9842483622
11	Tmt.M.Jayalakshmi, Director, Guild of Service to Community (GOS) Bashir Fancy 2nd floor, Near A.V.Theater, Dharmapuri-636 701.		9442690671

12	Thiru.Kamalakannan, Director, Integrated Rural Development Organisation (IRDO) 58/1, Post Office Street, Paupparapatty Post, Pennagaram Tk, Dharmapuri-636 809		9443513908
13	Thiru.Murugesan, Director, Bommanur Society for Village Development (BSVD) 101,Theerthagiri Nagar, Palacode Post, Dharmapuri District.	04348 320700	9994298793
14	Thiru.J.Anandhan, Director, Avvaiyar Rural Development Service (ARDS), Amirtham Complex, M.G.Road, Palacode (Po) & Tk) Dharmapuri District 636 808	04342 695399	9443055240
15	Thiru.P.Pachiappan, Director, Adhiyaman Community Development Society (ACDS), 2/818, Nelli Nagar, Pidamaneri, Dharmapuri.	04342 250261	9443509561
16	Thiru.G.Nagarajan, Director, Integrated Rural Development Trust (IRDT), "Srishti Bhavan" Thirumalvadi, Giddampatti (Post) Paupparapatti, Dharmapuri District-636 809	04342 245539	9443635265
17	Thiru.P.Pugalenthi, Director, Development Research Foundation (DRF), Near IOB, Periyampatty & (Po), Palacode Tk, Dharmapuri District		9443906960 & 9486016720

Source: District Collectrate

47. WATER WORK AND SUPPLY

47.1 NO. OF SCHEMES OPERATED IN THE DISTRICT

Year: 2016-17

Sl.No.	Name of the Schemes	No. of the Programmes in the Schemes
		TWAD/RMS Division
1	Individual Power Pump Schemes (Regular)	-
2	Individual Power pump schemes (NABARD)	-
3	Mini Power Pump Schemes	-
4	Mini Power Pump Schemes (NC)	-
5	Check Dams	-
6	Hand Pump (PM'S Fund)	-
7	Swajaidhar	-
8	No of Programmes in this schemes	-
	Total	-

Source: Executive Engineer TWAD RWS Division, Dharmapuri

47.2 NO. OF WORKERS ENGAGED IN THE WATER WORKS AND SUPPLY

Year: 2016-17

Sl.No	Name of the Schemes	NO. Of Persons Engages in the Water Works			
		Electrician	Maintenance Asst.	Fitter	Turn Cock
1	CWSS To B.Mallapuram And 35 Other Habitation In Pappireddypatti Union	2	5	3	1
2	Kurmbarkottai And 46 Other Habitation In Karimangalam Union	4	6	3	1
3	M.Chettaihalli And 11 Other Habitation In Palacode Union	-	4	1	1
4	Morappur And 18 Other Habitation In Morappur Union	2	1	2	1
5	Gudalapatti And 36 Other Habitation In Morappur Union	4	2	2	1
6	Nadupatti And 47 Other Habitation In Dharmapuri Union	4	6	2	1
7	Maruthipatti And 7 Other Habitations In Harur Union	-	3	1	1
8	Thumbalahalli And 50 Other Habitations In Karimangalam Union	2	1	3	1
	Total	18	28	17	8

Source: Executive Engineer TWAD RWS Division, Dharmapuri

47.3 NO. OF HOUSE CONNECTIONS, FOUNTAINS

Year: 2016-17

Sl.No.	Name of the District	No. of House water connections			Discharge of water/ per person/ per day
		Public	Private	Total	
1	B.Mallapuram	230	0	230	70 Litre
2	Harur	140	1242	1382	70 Litre
3	Kadathur	417	927	1344	70 Litre
4	Kambainallur	175	380	555	72 Litre
5	Kariamangalam	196	366	562	70 Litre
6	Marandahalli	140	1953	2093	70 Litre
7	Palakkodu	96	2830	2926	70 Litre
8	Pappalapatti	128	1494	1622	71Litre
9	Pappireddipatti	194	390	584	70 Litre
10	Pennagaram	225	929	1154	70 Litre
11	Municipality	9643	-	9643	110 Litre
12	Dharmapuri (TWAD)	6392 As on 01.04.2017			40 Litre
Public Fountains					
1	Municipality	124			

Source: 1. Executive Engineer TWAD RWS Division, Dharmapuri
 2. Additional Director of Town Panchayat
 3. Municipality, Dharmapuri

48.1 FIRE AND RESCUE SERVICES

Year: 2016-17

Sl. No.	Name of the Division	No. of Fire Stations	No. of Vehicles	No. of Staffs working	No. of Calls attended	
					Fire Call	Rescue Call
1	District Officer Fire & Rescue Service Dharmapuri District	5	Fire Vehicle - 5 Water Lorry - 1 Ambulance - 1 Water Mist - 1 Car - 1	71	379	368

Source: Fire & Rescue Service Office, Dharmapuri

HOGENAKKAL FALLS



Hogenakkal Falls ... Niagra of India?