



**GOVERNMENT OF PUNJAB**

**(INDIA)**

**MUNICIPAL STATISTICS - PUNJAB**

**2015-16**

**ECONOMIC ADVISER TO GOVERNMENT PUNJAB**

**CHANDIGARH**

## CONTENTS

Chapter/ Table No.	Particulars	Page No.
	<b>An Overview of Municipal Statistics - Punjab</b>	I - XII
<b>I</b>	<b>Area and Population</b>	
1	Geographical Position, Area and Population	1 - 3
<b>II</b>	<b>Vital and Health Statistics</b>	
2	Live Births, Deaths and Infant Deaths	4 - 6
3	Number of Deaths by Causes	7 - 9
4	No. of Allopathic Hospitals, Dispensaries and Other Clinics (Government)	10 -12
4.1	No. of Allopathic Hospitals, Dispensaries and Other Clinics (Municipal)	13 -15
4.2	No. of Allopathic Hospitals, Dispensaries and Other Clinics (Other Aided)	16 -18
4.3	No. of Ayurvedic/Unani Hospitals, Dispensaries and Other Facilities (Government)	19 - 21
4.4	No. of Homeopathic Hospitals, Dispensaries and Other Facilities (Government)	22 - 24
5	Number of Beds and Patients treated in Hospitals	25 – 38
6	No. of Medical Personnel and their Salaries (Allopathic Institutions)	29– 32
6.1	No. of Medical Personnel and their Salaries (Ayurvedic and Homeopathic Institutions -Government)	33 - 36
<b>III</b>	<b>Education and Cultural Statistics</b>	
7	No. of Educational Institutions, Scholars, Teachers and their Salaries (Central Govt. Institutions) – SCHOOLS	37 – 40
7.1	No. of Educational Institutions, Scholars, Teachers and their Salaries (Central Govt. Institutions) - COLLEGES	41 – 44
7.2	No. of Educational Institutions, Scholars, Teachers and their Salaries (State Govt. Institutions) – SCHOOLS	45 – 48
7.3	No. of Educational Institutions, Scholars, Teachers and their Salaries (State Govt. Institutions) – COLLEGES	49 – 53
7.4	No. of Educational Institutions Scholars, Teachers and their Salaries (Municipal Institutions) – SCHOOLS	54 – 58
7.5	No. of Educational Institutions, Scholars, Teachers and their Salaries (Municipal Institutions) – COLLEGES	59 – 62
7.6	No. of Educational Institutions, Scholars, Teachers and their	63 – 67

## Salaries (Other Aided Institutions)–SCHOOLS

7.7	No. of Educational Institutions Scholars, Teachers and their Salaries (Other Aided Institutions) – COLLEGES	68 – 71
8	Libraries and Reading Rooms	72 – 74
9	Number of Cinema Houses	75 – 77
10	Number of Newspapers and Periodicals	78 – 82
<b>IV</b>	<b>Public Utilities</b>	
11	Public Water Supply	83 – 85
12	Fire Service, Fire Fighting Equipments and Calls Attended	86 -- 88
<b>V</b>	<b>Housing and Construction</b>	
13	Tax Demand on Buildings	89--92
<b>VI</b>	<b>Finances of Municipalities</b>	
14	District-wise Income & Expenditure of Municipalities	93--95
<b>VII</b>	<b>Transport and Communication</b>	
15	Length of Different Types of Roads in the Municipal Area (Kms.)	96--98
16	No. of Post Offices, Telegraph Offices, Telephone Connections and Public Call Offices in Municipal Area	99--101
<b>VIII</b>	<b>Employment in Municipalities</b>	
17	Category-wise Employment and Emoluments	102--105
<b>IX</b>	<b>Slaughter Houses</b>	
18	Number and Activity of Slaughter Houses	106--108
<b>X</b>	<b>Banking, Veterinary and Sports Facilities</b>	
19	Number of Banks	109--113
20	Number of Veterinary Hospitals, Dispensaries and Milk Plants	114--116
21	Number of Sports Facilities	117--119
<b>XI</b>	<b>Rest Houses, Bungalows &amp; Dharamshalas</b>	
22.	Number of Rest Houses, Bungalows and Dharamshalas	120--122
<b>XII</b>	<b>Facilities of Petrol, Diesel and Gas Agencies</b>	
23.	Number of Filling Stations of Petrol, Diesel, Gas Agencies and Gas Connections	123--125

## PREFACE



The Municipal Year Book was prepared for the first time in 1970 by Economic & Statistical Organization Punjab. The present document contains very important and detailed information pertaining to 10 Municipal Corporations and 153 Municipal Councils of the state for the year 2015-16. The basic information relating to area and population, vital health statistics, education and cultural statistics, public utilities, housing and construction, transport and communications, employment in municipal councils, banking facilities, veterinary hospitals, sports facilities, rest houses, number of diesel/petrol filling stations and gas agencies etc. has been incorporated in it. It is expected that the administrators, town planners and other official and non-official agencies engaged in the formulation of urban development plans will find this publication useful.

This report has been prepared by Smt. Miury Bhatia, Research officer, and Smt. Amanpreet Kaur Investigator under over all guidance and supervision of Smt. Kuldeep Kaur Joint Director.

As there is always scope for improvement, suggestions in this regard will be appreciated.

Place: Chandigarh  
Dated:

**Mohan Lal Sharma**  
**Economic Adviser**

## AN OVER VIEW OF MUNICIPAL STATISTICS - PUNJAB

The statistics collected from all the 163 Municipal Corporations/ Councils of Punjab State for the year 2015-16 have been compiled in this report. There are 10 Municipal Corporations i.e. Amritsar, Jalandhar, Ludhiana, Patiala, SAS Nagar, Moga, Phagwara, Hoshiarpur, Bathinda, and Pathankot and 153 Municipal Councils. District-wise and Municipal Corporations/ Councils -wise data is given in this publication.

### Procedure

The information contained in this report is collected as per the prescribed performas by the office of Deputy Economic & Statistical Adviser at district level from the Municipal Corporations/ Councils falling in the jurisdiction of the district. The compilation of data and drafting of report is carried out by Public Finance section at the Head office.

### MAIN RESULTS OF THE MUNICIPAL STATISTICS PUNJAB 2015-16

#### Area and Population:

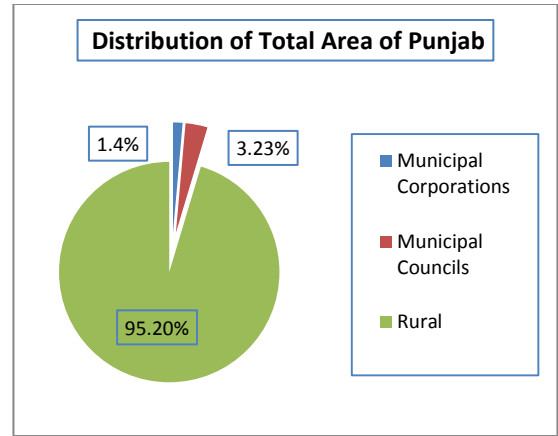
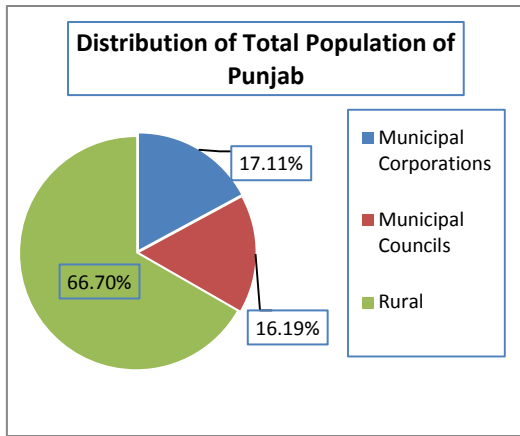
Out of total 50,362 sq. km. geographical area of state, the area within Municipal limits is 2418.84 (4.80 percent) sq. km. Out of total area under municipal limits 29.29% area is falling under 10 Municipal Corporations, Around 9860659 persons living within municipal limits out of which, 51.38%.living in 10 Municipal Corporations.

2. Population ranking shows Ludhiana corporation is at number one, followed by Amritsar, Jalandhar, Patiala, Bathinda, Pathankot,, Hoshiarpur, Moga, Phagwara and SAS Nagar. In Municipal Corporations density is 7152 whereas in Municipal Councils it is 2803 and overall 4077 density is shown in Table 1.1

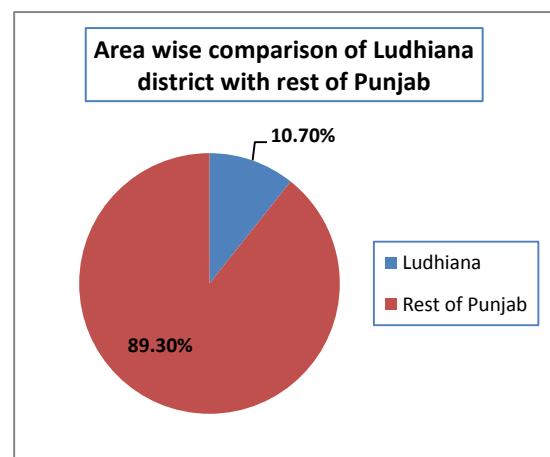
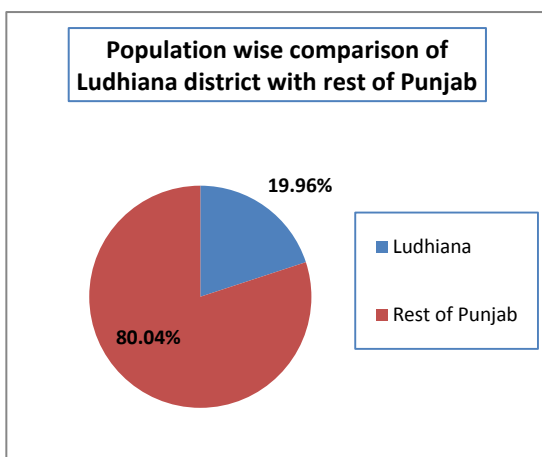
**Table.1.1 Area, Population and Density of Population in Municipal Area of**

#### Punjab State

Sr. No.	Item	No.	Area (Sq.Km)	%age to Total Area of Punjab	Population	%age to Total Population of Punjab	Density of Population
1	Municipal Corporations	10	708.38	1.41	5066246	17.11	7152
2	Municipal Councils	153	1710.46	3.40	4794413	16.19	2803
	Total	163	2418.84	4.81	9860659	33.30	4077



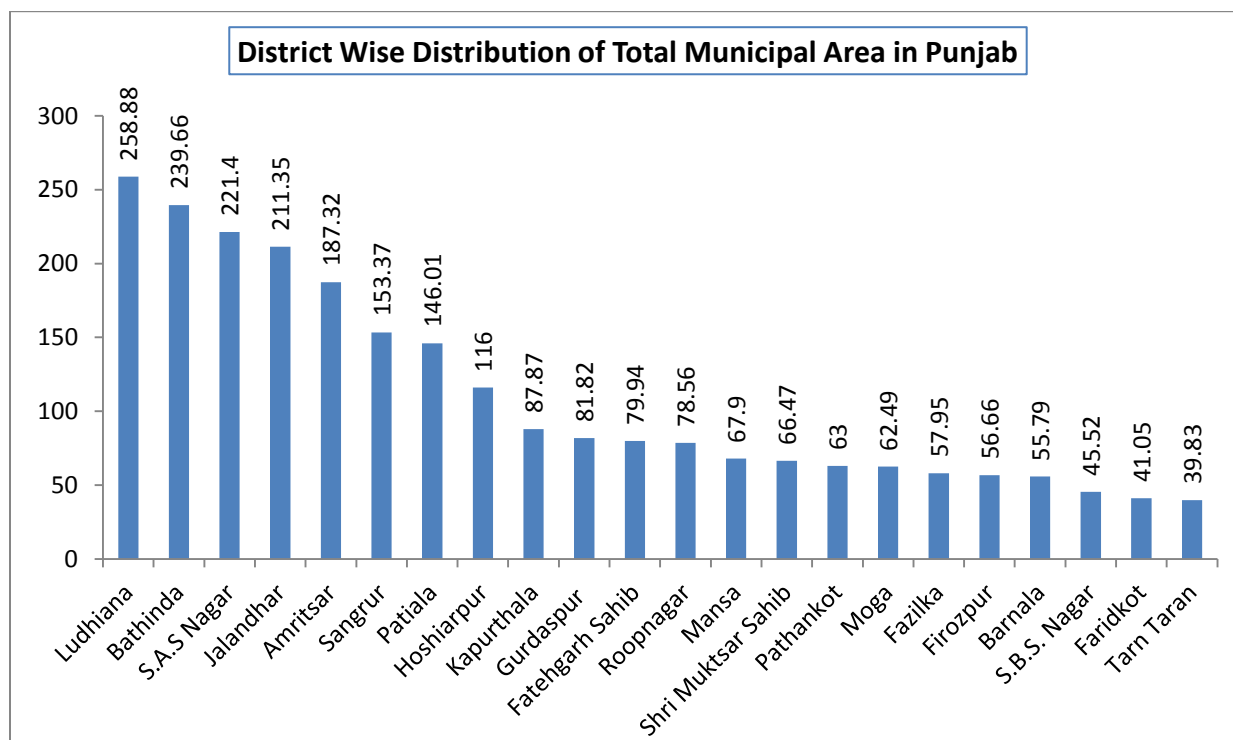
3. Ludhiana corporations has the maximum population (1618879) whereas Phagwara Municipal Corporation has minimum population (125094) which is 7.73% of the population of Ludhiana municipal Corporation.
4. Among the Municipal corporations, Ludhiana has the largest area (159.37 sq.Km) where as the Phagwara Municipal corporation has smallest area (16.00 sq.Km) which is 10.04% of Ludhiana Municipal Corporation.
5. Among the districts, Ludhiana has the largest area (258.88 sq.km.), whereas district Tarn-Taran has the lowest municipal area (39.83 sq. km.) which is 15.39% of the district Ludhiana.
6. Dera-bassi Municipal corporation has the largest area in the state i.e 68.50 sq.km. followed by Lalru. having 44.00 sq.km.
7. As far as population is concerned district Ludhiana has the largest Urban population, 19.68 lakh followed by Amritsar, 12.91 lakh While Shaheed Bhagat Singh Nagar district has the lowest Urban Population i.e.1.04 lakh.
8. Among the Municipalities Batala Municipal corporation has the largest population of 1.59 lac followed by Abohar Municipal corporation having 1.45 lac.
9. Sangat Municipal corporation has the lowest Population, 2744 in Punjab.

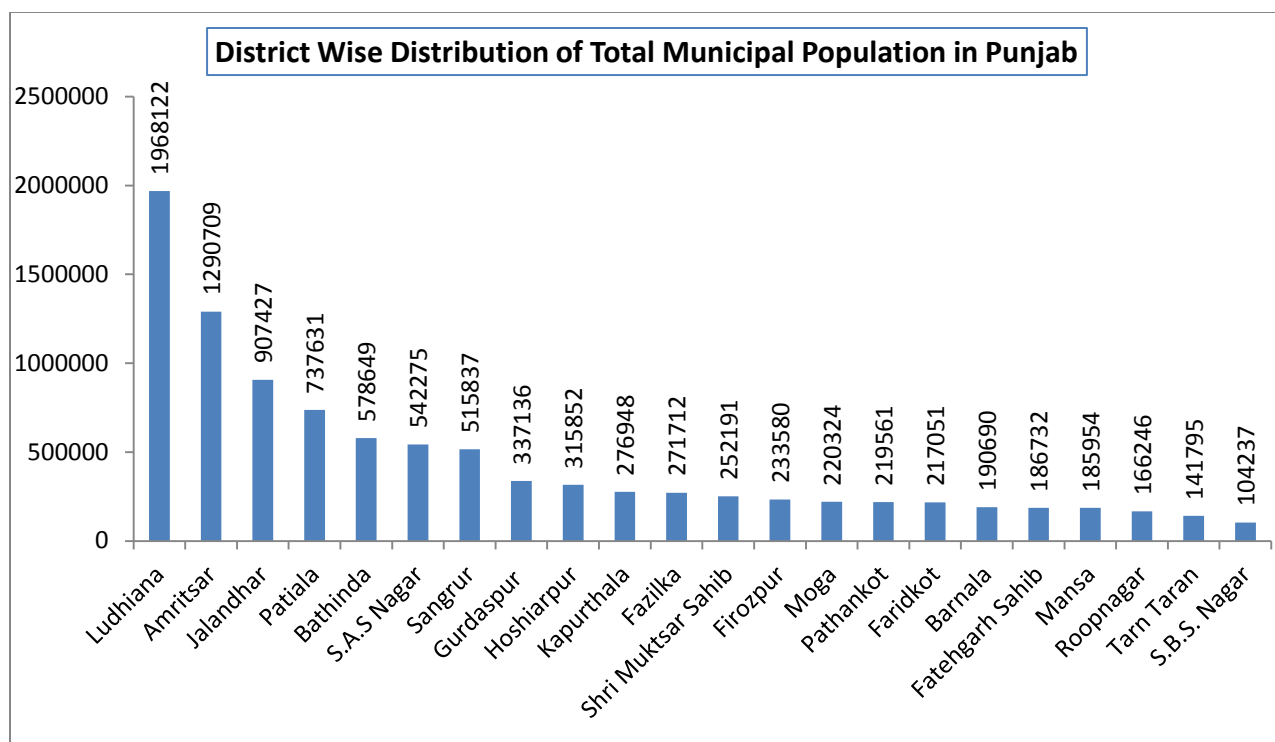


Area wise comparison shows that Ludhiana district has the highest percentage (10.70%) of area whereas in case of Population, Ludhiana district also stands at no. 1 Position with (19.96%).

**Table 1.2 District-wise Ranking of Area and Population within Municipal Limits**

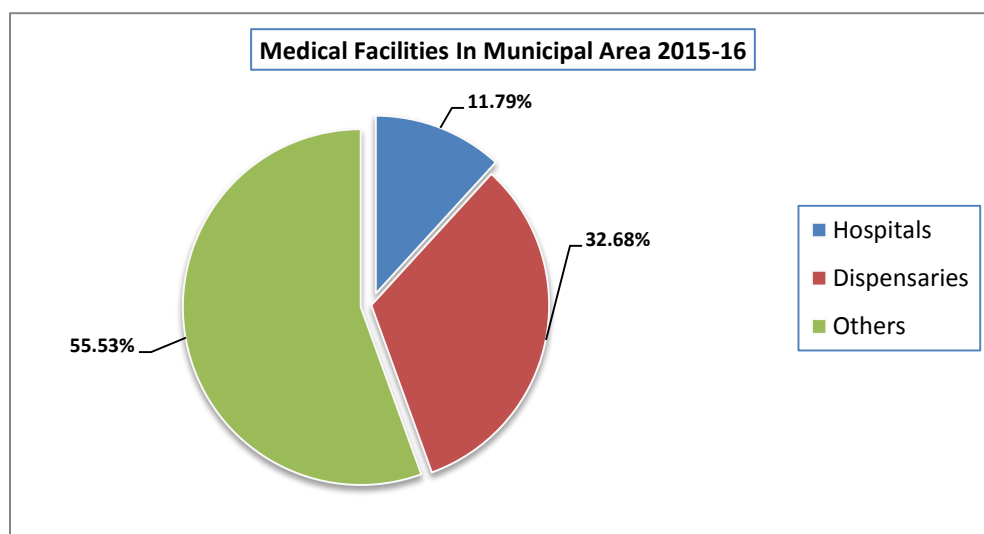
SN	Name of the District	Area	Population
1	Ludhiana	258.88	1968122
2	Bathinda	239.66	578649
3	S.A.S Nagar	221.40	542275
4	Jalandhar	211.35	907427
5	Amritsar	187.32	1290709
6	Sangrur	153.37	515837
7	Patiala	146.01	737631
8	Hoshiarpur	116.00	315852
9	Kapurthala	87.87	276948
10	Gurdaspur	81.82	337136
11	Fatehgarh Sahib	79.94	186732
12	Roopnagar	78.56	166246
13	Mansa	67.90	185954
14	Shri Muktsar Sahib	66.47	252191
15	Pathankot	63.00	219561
16	Moga	62.49	220324
17	Fazilka	57.95	271712
18	Firozpur	56.66	233580
19	Barnala	55.79	190690
20	S.B.S. Nagar	45.52	104237
21	Faridkot	41.05	217051
22	Tarn Taran	39.83	141795
	<b>Total</b>	<b>2418.84</b>	<b>9860659</b>





**Vital and Health Statistics:**

10. A total number of 175 hospitals, 485 dispensaries, 2208 doctors and 11,113 beds were recorded in various types of health institutions situated in municipal limits of the state.
11. District-wise highest Percentage of Hospitals (10.86%) were in District Bathinda followed by Amritsar (8.57%) and Sangrur, Patiala and Jalandhar having equal %age i.e. (7.43%).
12. District Barnala had only 1 Hospital in Municipal Limits.



13. Highest Percentage of Dispensaries (14.64%) were in district Bathinda followed by District Ludhiana (14.23%).
14. Highest No. of Doctors 490 was posted in District Patiala.

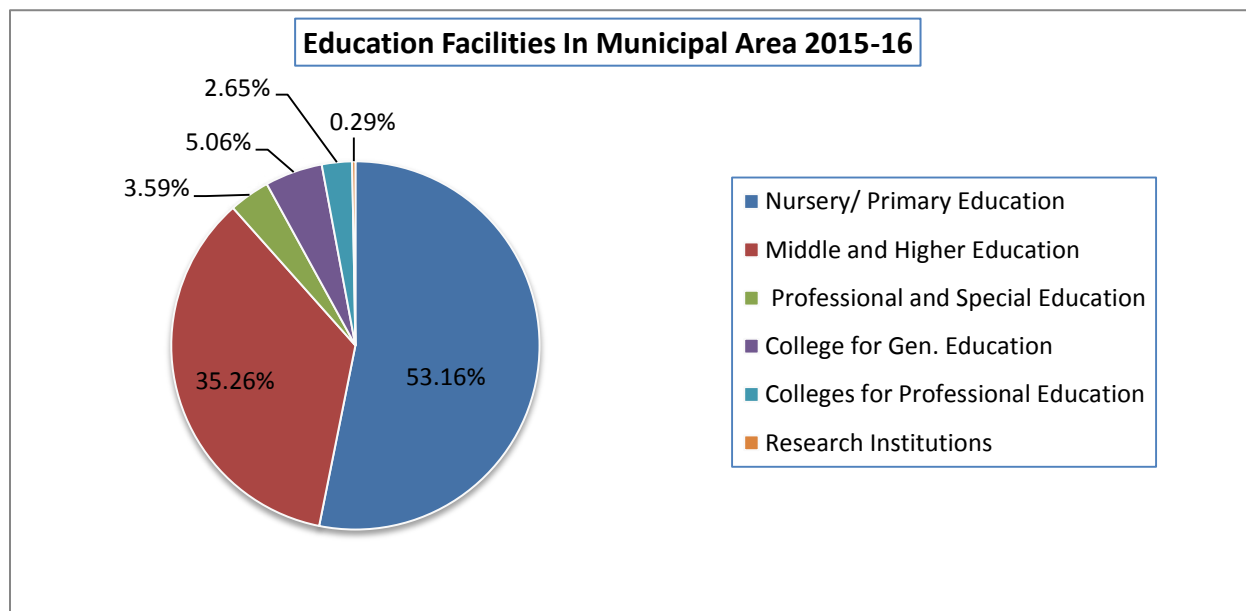


**Education:**

15. Total No. of 1304 Nursery/Primary schools, 865 Middle/High/Higher secondary schools and 284 other institutions of Education were recorded in the Municipal limits during 2015-16.

**Table 3.1 Education Facilities in Municipal Urban Area**

SN	Item	Institutions (No.)	Teachers (No.)	Scholars (No.)
1	2	3	4	5
i	Nursery/Primary Schools	1304	5600	252848
ii	Middle, High and Higher Secondary Schools	865	6922	288185
iii	Schools for Professional and Special Education	88	1878	47447
iv	Colleges for General Education	124	5150	179075
v	Colleges for Professional and Special Education	65	2245	26399
vi	Research Institutions	7	485	3106



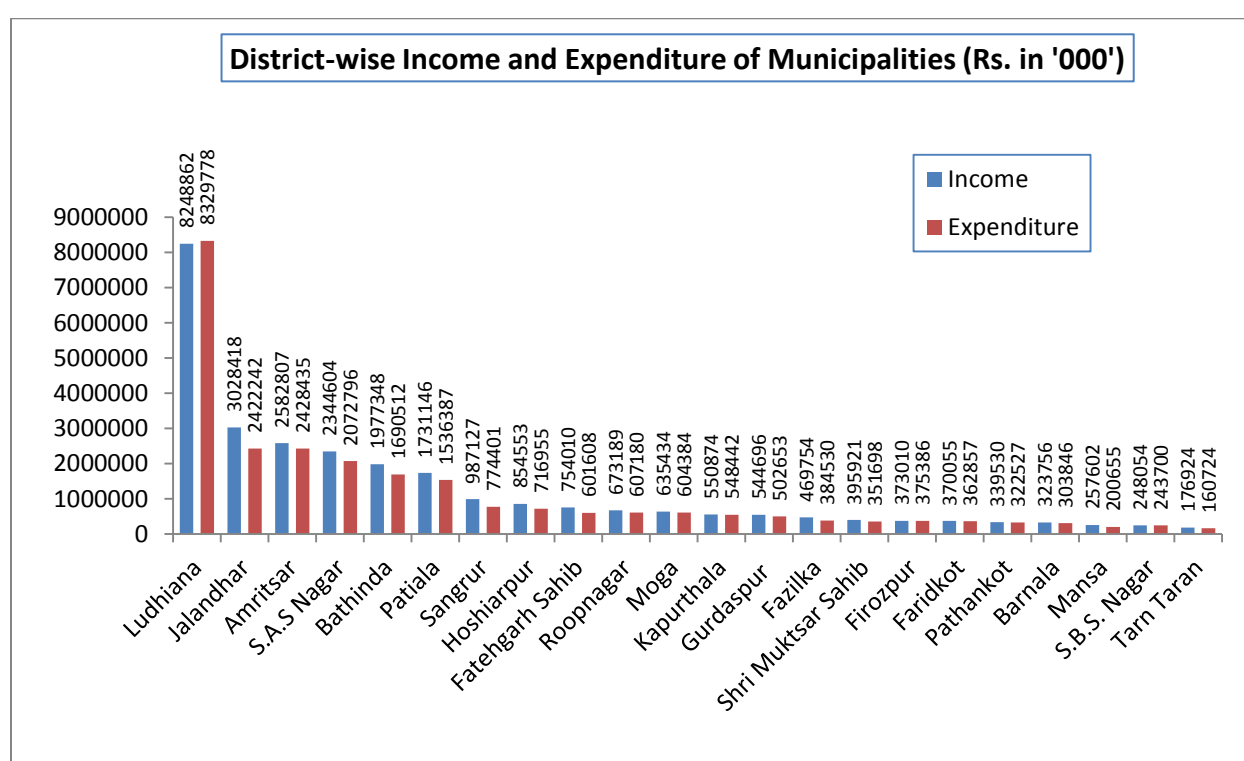
16. Patiala has the maximum no.of Nursery/Primary schools (14.42%) followed by Ludhiana District (10.66%).
17. District SBS Nagar has the lowest (1.07%) of Nursery/Primary schools.
18. Jalandhar has the maximum no.of Middle/High/Higher secondary school (14.22%) followed by Ludhiana District (12.14%).
19. District S.B.S.Nagar has the lowest no.of Middle/High/Higher secondary school(1.04%).

## Income and Expenditure:

20. During the year 2015-16 total income of Rs. 2786.77 crore and an expenditure of Rs 2554.17 crore were recorded for all the Municipalities in the state.

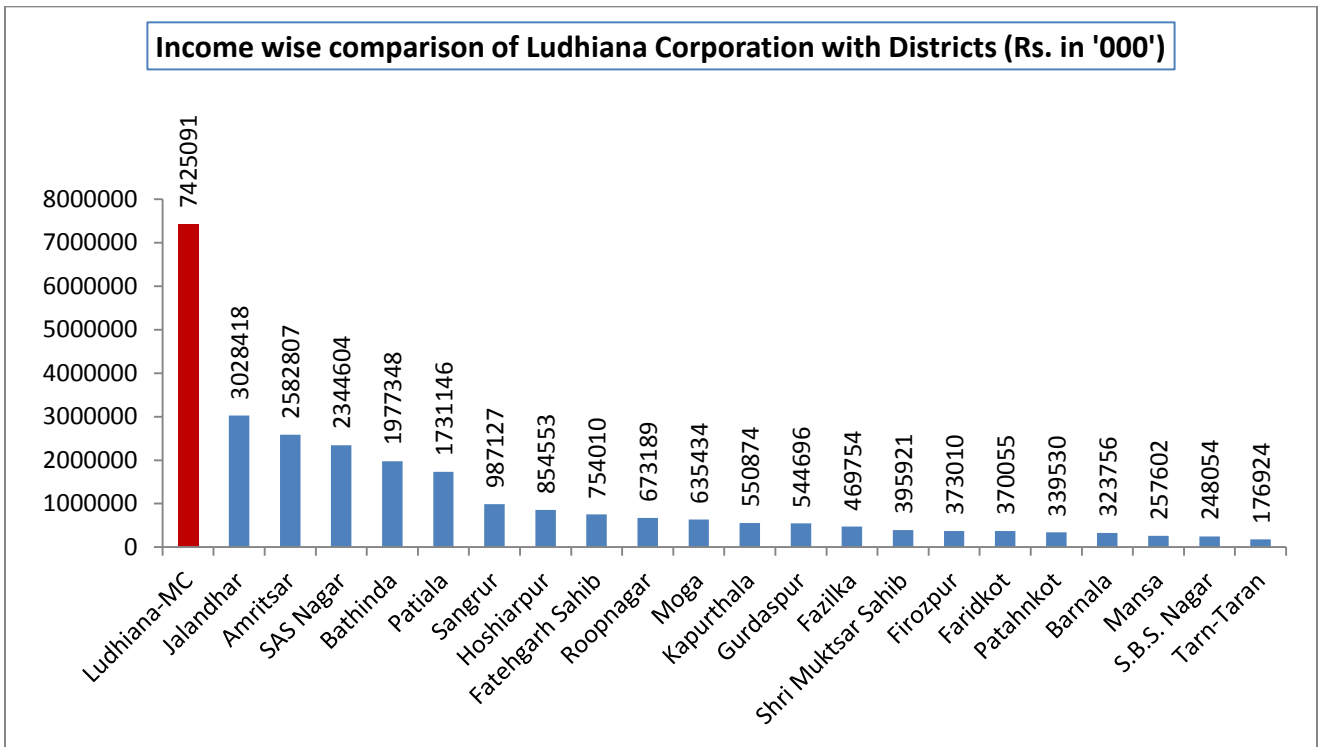
**Table 4.1 District-wise Ranking of Income and Expenditure (Rs.000)**

SN	Name of the District	Income	Expenditure
1	Ludhiana	8248862	8329778
2	Jalandhar	3028418	2422242
3	Amritsar	2582807	2428435
4	S.A.S Nagar	2344604	2072796
5	Bathinda	1977348	1690512
6	Patiala	1731146	1536387
7	Sangrur	987127	774401
8	Hoshiarpur	854553	716955
9	Fatehgarh Sahib	754010	601608
10	Roopnagar	673189	607180
11	Moga	635434	604384
12	Kapurthala	550874	548442
13	Gurdaspur	544696	502653
14	Fazilka	469754	384530
15	Shri Muktsar Sahib	395921	351698
16	Firozpur	373010	375386
17	Faridkot	370055	362857
18	Pathankot	339530	322527
19	Barnala	323756	303846
20	Mansa	257602	200655
21	S.B.S. Nagar	248054	243700
22	Tarn Taran	176924	160724
	<b>Total</b>	<b>27867674</b>	<b>25541696</b>



21. Analysis of Financial status Showed that in the Ludhiana district is at first position income (Rs.824.89 crore) and expenditure (Rs 832.98 crore) and Jalandhar district is at second position with Income (Rs.302.84 crore) and expenditure (Rs 242.22 crore). Tarn Taran District has the lowest income of Rs. 17.69 crore and Expenditure Rs. 16.07 crore.

22. Ludhiana Municipal Corporation has the highest income of Rs.742.51 crore as well as expenditure Rs.748.51 crore is also highest among all the Municipal Corporations of the state followed by Jalandhar, Amritsar, Bathinda, Patiala, SAS Nagar, Hoshiarpur, Moga, Pathankot and Phagwara. Phagwara Municipal Corporation has the lowest income Rs.28.36 crore and expenditure Rs.28.92 crore among all the municipal corporations.



23. Among the Municipalities Gobindgarh has the highest Income Rs.56.10 crore and expenditure Rs. 42.85 crore. Khem-karan has the lowest income of 0.39 crore and Expenditure Rs.0.59 crore.

**Transport and Communications:**

24. Details of Transport and Communication infrastructure network within the municipal limits of the state is given below:

**Table 5.1 Transport and Communication Net Work in Municipal Urban Area**

<b>SN</b>	<b>Item</b>	<b>Length (in km.)/No.</b>
<b>1</b>	<b>2</b>	<b>3</b>
<b>A</b>	<b>Surfaced Roads (Length in km.)</b>	
<b>i</b>	Cement Concrete Roads	4964.12
<b>ii</b>	Black Top Roads	8483.40
<b>B</b>	<b>Un-Surfaced Roads (Length in km.)</b>	
<b>i</b>	Water Bound Macadam Roads	211.01
<b>ii</b>	Motorable Roads	2485.31
<b>iii</b>	Un-Motorable Roads	656.68
<b>C</b>	<b>Communication Facilities(No.)</b>	
<b>i</b>	Post Offices	452
<b>ii</b>	Telegraph Offices	24
<b>iii</b>	Public Call Offices	5890

**Veterinary Facilities:**

25. Data regarding the availability of Veterinary Facilities provided in the Municipal Urban Area of the state is given as below:

**Table 6.1 Veterinary Facilities in Municipal Urban Area**

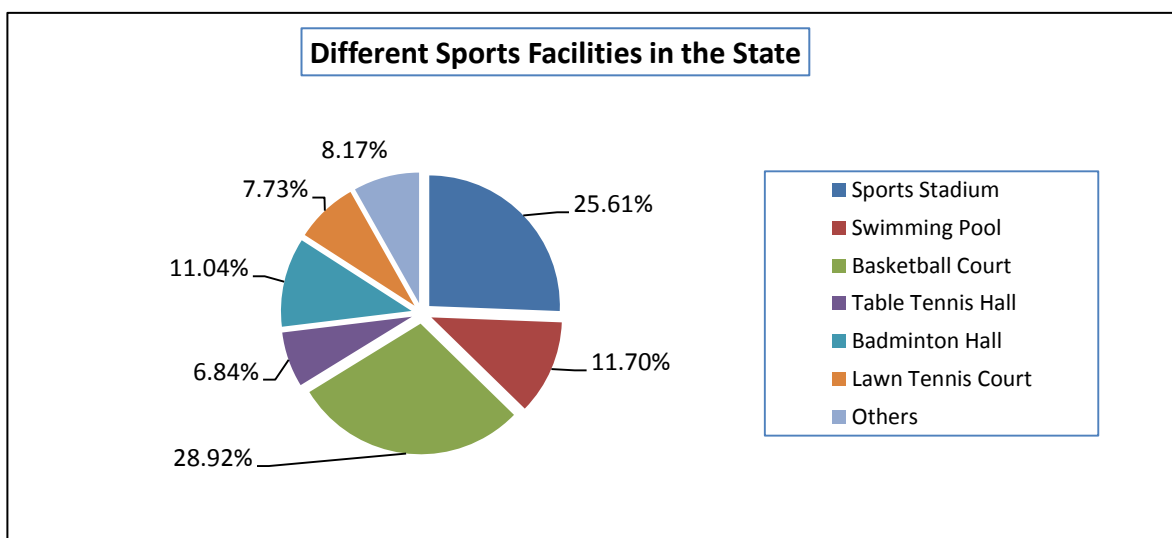
<b>SN</b>	<b>Item</b>	<b>No.</b>
<b>1</b>	<b>2</b>	<b>3</b>
<b>i</b>	Hospitals	159
<b>ii</b>	Dispensaries	30
<b>iii</b>	Milk Plants	34
<b>iv</b>	Slaughter Houses	107

**Sports Facilities:**

26. Availability of various types of sports infrastructure/facilities in Municipal Urban Area of the State is listed as below:

**Table 7.1 Sports Facilities in Municipal Urban Area**

SN	Item	No.
1	2	3
i	Sports Stadiums	116
ii	Swimming Pool Courts	53
iii	Basket Ball Courts	131
iv	Table Tennis Courts	31
v	Badminton Courts	50
vi	Lawn Tennis Courts	35

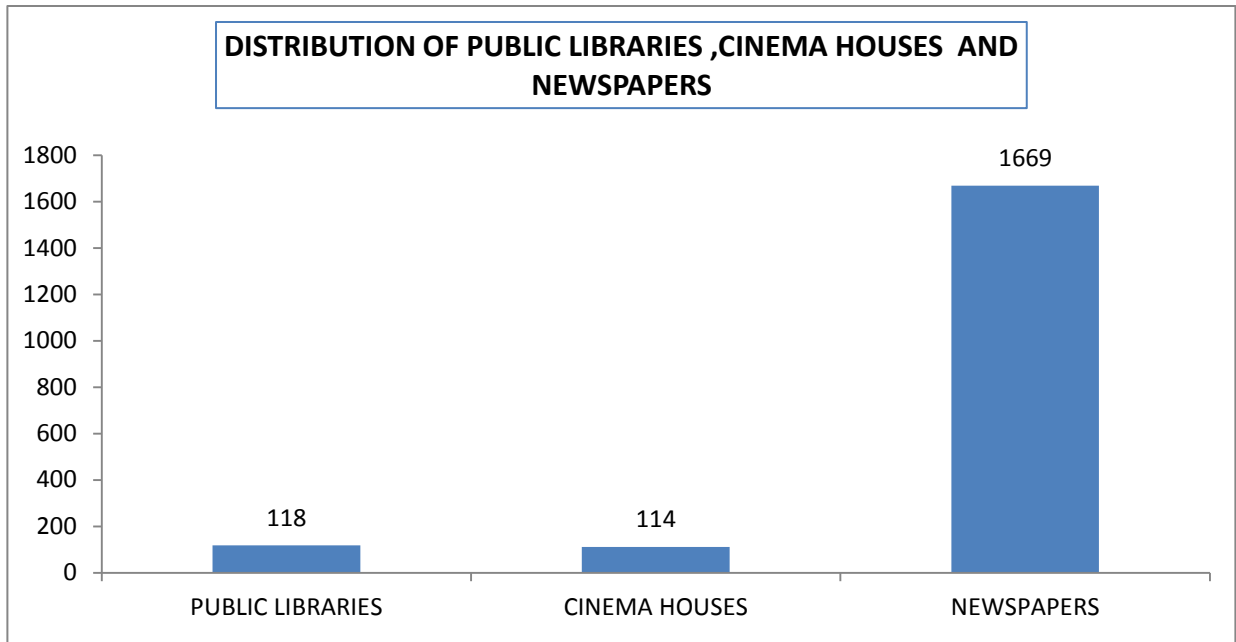


**Recreational and Cultural Facilities:**

27. Data regarding recreational network and cultural facilities is as under:

**Table 8.1 Recreational and Cultural Facilities in Municipal Urban Area**

S.N	Item	No.
1	2	3
i	State Government Public Libraries	20
ii	Municipal Libraries	86
iii	Other Libraries	12
iv	Cinema Houses	114
v	Seats in Cinema Houses	73219
vi	Newspapers	1669



**Fire Fighting Services:**

28. Fire Fighting Services in Municipal Urban Area is given below:

**Table 9.1 Fire Services in Municipal Urban Area**

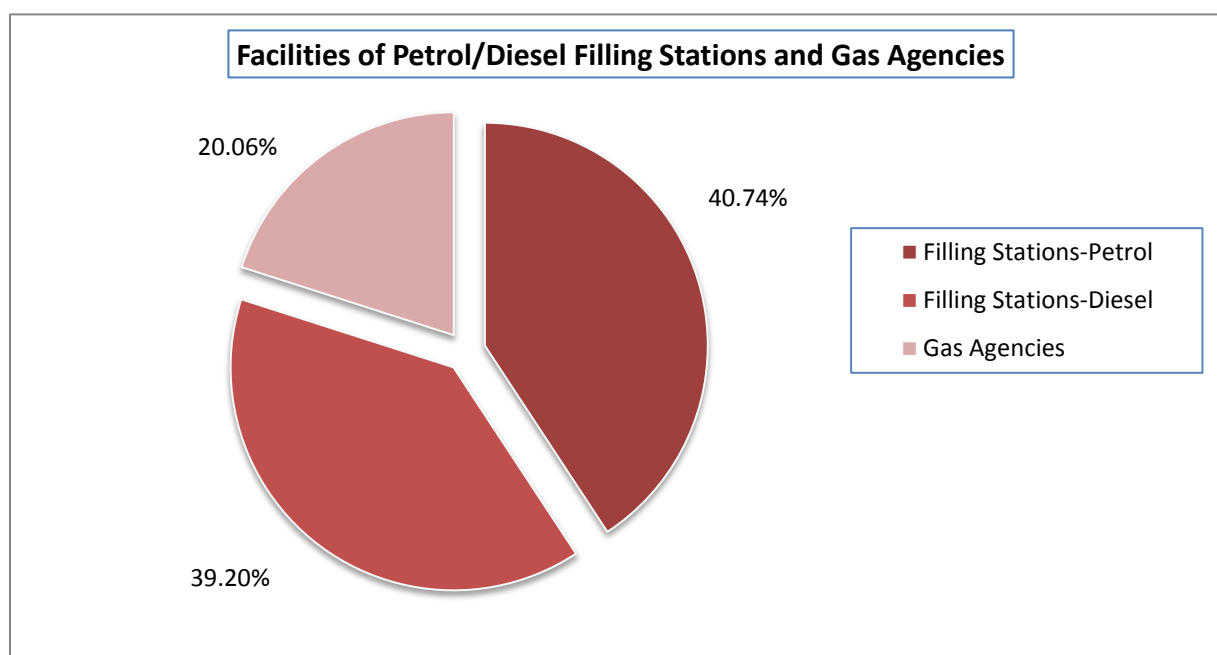
SN	Item	No.
1	2	3
i	Fire Service Stations	51
ii	Fire Service Engines and Motors in use	164
iii	Persons Employed	846
iv	Calls Attended	6216

**Other Facilities:**

29. The other facilities available in the municipal area such as Rest Houses/Dak Bungalows, Dharamshalas, Petrol & Diesel Filling Stations, Gas Agencies / Gas Connections and Banks are as follows:

**Table 10.1 Other Facilities in Municipal Urban Area**

SN	Item	No.
1	2	3
i	Rest Houses/Dak Bungalows Run by	
	a. PWD	62
	b. Zila Parishads	22
	c. Market Committees	74
	d. Sainik Rest Houses and Others	114
ii	Govt. Dharamshalas	171
iii	Private Dharamshalas	426
iv	Petrol Filling Stations	796
v	Diesel Filling Stations	766
vi	Gas Agencies	392
vii	Gas Connections	4866199
viii	Banks	3238



The overall comparison shows that district Ludhiana has the highest Area, Population, Income and Expenditure as well as highest no. of hospitals, nursery/primary schools, cinema houses, fire service stations, banks, dak bungalows, dharmshalas and petrol/diesel filling stations.

**Geographical Position, Area and Population**  
**Table No. 1 Geographical Position, Area and Population 2015-16**

S.No./ Name of the District	Name of the Municipality/ Municipal Corpn.	Latitude	Longitude	Elevation above Sea Level (Metre)	Area (sq km)	Population (2011 Census)
1/2	3	4	5	6	7	8
<b>1. Kapurthala</b>						
1	Kapurthala	31°-25'	75°-23'	228.00	21.65	98916
2	Phagwara	31°-14'	75°-46'	235.00	16.00	125094
3	Sultanpur Lodhi	31°-13'	75°-12'	214.00	10.52	16877
4	Dhilwan	31°-30'	75°-20'	232.00	9.80	8157
5	Begowal	31°-36'	75°-31'	231.00	15.90	10116
6	Bhulath	31°-32'	75°-30'	233.00	6.00	10548
7	Nadala	31°-31'	75°-28'	233.00	8.00	7240
	<b>Sub-Total</b>				<b>87.87</b>	<b>276948</b>
<b>2. Fatehgarh Sahib</b>						
1	Amloh	30°-37'	76°-14'	265.00	9.00	15186
2	Sirhind	30°-39'	76°-23'	271.00	19.15	57874
3	Gobindgarh	30°-40'	76°-18'	266.00	32.59	83362
4	Bassi Pathana	30°-35'	76°-51'	305.00	10.00	20182
5	Khamano	30°-33'	76°-63'	312.00	9.20	10128
	<b>Sub-Total</b>				<b>79.94</b>	<b>186732</b>
<b>3. Mansa</b>						
1	Mansa	29°-59'	75°-24'	215.00	30.00	82956
2	Budhlada	29°-55'	75°-34'	219.00	10.00	26172
3	Bareta	29°-51'	75°-41'	227.00	6.40	17432
4	Bhikhi	29°-56'	75°-22'	213.00	4.00	17825
5	Sardulgarh	29°-54'	75°-27'	218.00	8.00	19219
6	joga	29°-52'	75°-23'	217.00	5.00	10180
7	Boha	29°-57'	75°-36'	220.00	4.50	12170
	<b>Sub-Total</b>				<b>67.90</b>	<b>185954</b>
<b>4. Firozpur</b>						
1	Firozpur	30°-58'	70°-37'	198.25	14.00	110313
2	Talwandi Bhai	30°-52'	74°-56'	210.00	7.80	17285
3	Zira	38°-58'	74°-59'	208.00	4.05	37498
4	Guru Har Sahai	30°-42'	74°-24'	188.00	1.50	17192
5	Makhu	30°-56'	74°-56'	210.75	7.56	14658
6	Mudakki	30°-32'	74°-54'	210.00	4.00	10415
7	Malanwali khas	30°-56'	74°-56'	210.71	2.25	16183
8	Mamdot	30°-87'	74°-41'	326.00	15.50	10036
	<b>Sub-Total</b>				<b>56.66</b>	<b>233580</b>
<b>5. Ludhiana</b>						
1	Ludhiana	30°-33'	75°-27'	248.00	159.37	1618879
2	Samrala	30°-50'	76°-11'	268.00	10.82	22183
3	Khanna	30°-43'	76°-14'	264.00	26.75	128137
4	Doraha	30°-46'	76°-20'	260.00	6.00	25457
5	Jagraon	30°-47'	75°-28'	235.00	14.00	65240
6	Raikot	30°-38'	75°-28'	235.00	10.61	28734
7	Mulanpur	30°-51'	76°-41'	240.00	5.30	16356
8	Payal	30°-43'	-	-	8.53	8150
9	Machhiwara	30°-55'	76°-12'	266.00	8.50	24916
10	Maloud	-	-	-	4.00	7567
11	Sahnewal	-	-	-	5.00	22503
	<b>Sub-Total</b>				<b>258.88</b>	<b>1968122</b>
<b>6. Patiala</b>						
1	Ghagga	30°-02'	76°-10'	-	3.00	10162
2	Bhadson	-	-	-	3.00	7260
3	Ghanaur	-	-	-	5.50	6985
4	Nabha	30°-23'	76°-09'	248.00	21.00	67972
5	Patiala	30°-20'	76°-24'	250.00	69.00	446530
6	Patran	30°-12'	76°-02'	217.00	6.50	27963
7	Rajpura	30°-29'	76°-36'	219.00	25.00	92301
8	Samana	30°-09'	76°-12'	239.00	7.51	54463
9	Sanaur	30°-18'	76°-28'	252.00	5.50	23995
	<b>Sub-Total</b>				<b>146.01</b>	<b>737631</b>
<b>7. Amritsar</b>						
1	Amritsar	31°-00'	74°-00'	230.40	139.00	1190665
2	Jandiala	-	-	-	14.50	29232
3	Ramdas	-	-	-	2.50	6398
4	Majitha	-	-	-	6.27	14503
5	Rayya	-	-	-	10.00	14506
6	Raja Sansi	-	-	-	8.00	14298
7	Ajnala	-	-	-	7.05	21107
	<b>Sub-Total</b>				<b>187.32</b>	<b>1290709</b>



S.No./ Name of the District	Name of the Municipality/ Municipal Corpn.	Latitude	Longitude	Elevation above Sea Level (Metre)	Area (sq km)	Population (2011 Census)
1/2	3	4	5	6	7	8
<b>8. Tarn Taran</b>						
1	Tarn Taran	31°-24'	74°-94'	227.30	20.00	66847
2	Patti	31°-24'	74°-94'	227.30	9.33	40976
3	Khemkaran	31°-24'	74°-94'	227.30	4.50	13446
4	Bhikhiwind	31°-24'	74°-94'	227.30	6.00	20526
	<b>Sub-Total</b>				<b>39.83</b>	<b>141795</b>
<b>9. Hoshiarpur</b>						
1	Sham Churasi	30°-31'	75°-45'	254.00	5.5	4426
2	Hoshiarpur	31°-31'	75°-55'	205.00	36.00	168653
3	Hariyana	31°-38'	75°-51'	305.00	2.50	8928
4	Gardhiwal	31°-44'	75°-45'	281.00	1.00	7593
5	Garh Shankar	31°-13'	76°-09'	257.00	8.00	16955
6	Tanda	31°-40'	75°-38'	242.00	16.00	23419
7	Dasuya	31°-49'	75°-39'	247.00	17.00	25192
8	Mukerian	31°-57'	75°-37'	256.75	7.00	29841
9	Mahilpur	31°-25'	76°-03'	290.00	7.00	11360
10	Talwara	31°-94'	75°-89'	257.00	16.00	19485
	<b>Sub-Total</b>				<b>116.00</b>	<b>315852</b>
<b>10. Shaheed Bhagat Singh Nagar</b>						
1	S.B.S. Nagar	-	-	-	14.11	46024
2	Banga	-	-	-	16.00	20906
3	Balachaur	-	-	-	6.00	21631
4	Rahon	-	-	-	9.41	15676
	<b>Sub-Total</b>				<b>45.52</b>	<b>104237</b>
<b>11. Gurdaspur</b>						
1	Qadian	31°-49'	75°-23'	252.00	5.50	23632
2	Shri Hargobindpur	31°-52'	75°-62'	240.00	7.00	8241
3	Dina Nagar	32°-08'	75°-28'	272.00	14.36	23976
4	Batala	32°-19'	75°-17'	243.00	37.06	158621
5	Dhariwal	31°-58'	75°-19'	258.00	2.50	16772
6	Dera Baba Nanak	32°-02'	75°-62'	240.00	1.50	6394
7	Gurdaspur	32°-02'	75°-26'	266.01	10.85	86430
8	Fatehgarh Churian	31°-41'	75°-29'	248.00	3.05	13070
	<b>Sub-Total</b>				<b>81.82</b>	<b>337136</b>
<b>12. Faridkot</b>						
1	Faridkot	30°-30'	75°-30'	204.33	15.00	87695
2	Kotkapura	30°-30'	74°-50'	208.40	17.05	91979
3	Jaitu	30°-00'	74°-20'	205.00	9.00	37377
	<b>Sub-Total</b>				<b>41.05</b>	<b>217051</b>
<b>13. Muktsar</b>						
1	Muktsar	30°-35'	74°-40'	202.00	36.80	117085
2	Malout	30°-69'	74°-86'	194.31	12.75	81627
3	Gidderbaha	30°-39'	74°-40'	187.96	11.92	45317
4	Bariwala	30°-12'	74°-29'	202.50	5.00	8669
	<b>Sub-Total</b>				<b>66.47</b>	<b>252191</b>
<b>14. Moga</b>						
1	Moga	30°-49'	75°-101'	226.64	23.50	145420
2	Bagha Purana				11.38	25648
3	Dharamkot				16.00	19131
4	Nihal Singh Wala				4.00	10440
5	Badhni Kalan				6.00	6777
6	Kot Ise Khan				1.61	12908
	<b>Sub-Total</b>				<b>62.49</b>	<b>220324</b>
<b>15. Rupnagar</b>						
1	Rupnagar	30°-58'	76°-31'	-	25.00	56041
2	Morinda	30°-47'	76°-30'	282.00	3.00	24013
3	Shri Anadpur Sahib	30°-14'	76°-31'	295.00	9.00	16254
4	Nangal	31°-23'	76°-23'	354.00	18.58	48486
5	Chamkaur Sahib	-	-	-	13.98	13924
6	Shri Kiratpur Sahib				9.00	7528
	<b>Sub-Total</b>				<b>78.56</b>	<b>166246</b>
<b>16. Sahibzada Ajit Singh Nagar</b>						
1	S.A.S. Nagar	30°-44'	76°-43'	320.00	32.58	181173
2	Kurali	30°-51'	76°-35'	298.00	14.52	31060
3	Kharar	30°-45'	76°-39'	291.00	29.00	74589
4	Dera Bassi	30°-41'	76°-24'	246.00	68.50	50749
5	Zirakpur	-	-	-	15.30	95557
6	Naya-Gaon	-	-	-	9.00	50869
7	Banur	30°-33'	76°-43'	281.00	8.50	18775
8	Lalru	-	-	264.00	44.00	39503
	<b>Sub-Total</b>				<b>221.40</b>	<b>542275</b>

S.No./ Name of the District	Name of the Municipality/ Municipal Corpn.	Latitude	Longitude	Elevation above Sea Level (Metre)	Area (sq km)	Population (2011 Census)
1/2	3	4	5	6	7	8
<b>17. Bathinda</b>						
1	Bathinda	30°-12'	74°-55'	204.00	73.50	285813
2	Bhucho	30°-12'	74°-05'	212.00	8.00	14961
3	Goniana	30°-12'	75°-47'	208.00	8.50	15208
4	Kot Fattah	30°-06'	75°-05'	221.71	36.63	7412
5	Maur	30°-04'	75°-14'	212.00	13.00	31849
6	Rama	30°-57'	74°-55'	201.71	9.90	22553
7	Rampura Phool	30°-15'	75°-13'	216.00	14.08	51023
8	Sangat	30°-05'	74°-50'	202.00	3.25	2744
9	Talwandi Sabo	-	-	-	17.00	20589
10	Bhgta	-	-	-	5.00	14467
11	Kot Shamir	-	-	-	7.50	10945
12	Lehra Mohabbat	-	-	-	3.00	9792
13	Nathana	-	-	-	3.00	7738
14	Chowke	-	-	-	6.00	9354
15	Rampura	-	-	-	6.00	8885
16	Balianwali	-	-	-	7.00	8194
17	Mandi Kalan	-	-	-	3.00	9098
18	Maluka	-	-	-	3.00	6651
19	Bhai Rupa	-	-	-	6.00	14841
20	Kotha Guru	-	-	-	3.05	9748
21	Mehraj	-	-	-	3.25	16784
	<b>Sub-Total</b>				<b>239.66</b>	<b>578649</b>
<b>18. Jalandhar</b>						
1	Adampur	31°-26'	75°-43'	245.00	8.20	17693
2	Alawalpur	31°-26'	75°-43'	240.00	1.00	7815
3	Jalandhar	31°-10'	75°-38'	237.00	110.43	714077
4	Kartarpur	31°-26'	75°-30'	234.00	10.00	25670
5	Nakodar	31°-13'	75°-47'	230.00	14.90	36973
6	Noor Mahal	31°-30'	75°-39'	236.00	6.15	14561
7	Philaur	31°-10'	75°-48'	245.00	7.50	24603
8	Shahkot	31°-50'	75°-20'	230.00	6.00	14497
9	Goraya	31°-70'	75°-46'	240.00	14.52	16466
10	Bhogpur	31°-55'	75°-63'	242.00	4.65	12815
11	Lohian Khas	-	-	-	4.00	10368
12	Mehatpur	-	-	-	24.00	11889
	<b>Sub-Total</b>				<b>211.35</b>	<b>907427</b>
<b>19. Sangrur</b>						
1	Malerkotla	30°-31'	75°-73'	247.00	36.63	135424
2	Sangrur	30°-15'	75°-51'	235.00	43.00	88043
3	Sunam	30°-07'	75°-48'	223.00	13.00	69069
4	Dhuri	30°-22'	75°-52'	240.00	13.00	55225
5	Longowal	30°-12'	75°-41'	230.00	3.25	23851
6	Ahmedgarh	30°-41'	75°-45'	247.00	8.00	31302
7	Lehragaga	29°-56'	75°-49'	227.00	8.50	22588
8	Bhiwanigarh	30°-16'	75°-02'	239.00	6.00	22320
9	Khanauri	-	-	-	5.00	14096
10	Cheema	-	-	-	2.50	11615
11	Dirba	-	-	-	2.70	16952
12	Moonak	-	-	-	5.50	18141
13	Amargarh	-	-	-	6.29	7211
	<b>Sub-Total</b>				<b>153.37</b>	<b>515837</b>
<b>20. Barnala</b>						
1	Barnala	30°-20'	75°-31'	230.00	26.79	116454
2	Tapa	30°-48'	75°-22'	220.00	10.00	23248
3	Bhadaur	30°-29'	75°-20'	225.00	8.00	18561
4	Dhanoula	30°-17'	75°-39'	227.00	7.50	19920
5	Handiaya	-	-	228.00	3.50	12507
	<b>Sub-Total</b>				<b>55.79</b>	<b>190690</b>
<b>21. Fazilka</b>						
1	Abohar	30°-09'	70°-10'	185.08	23.49	145302
2	Jalalabad	30°-26'	76°-40'	183.15	7.56	40565
3	Fazilka	30°-24'	74°-52'	179.00	10.11	76492
4	Arni Wala Sheikh Suban	30°-14'	70°-22'	177.18	16.79	9353
	<b>Sub-Total</b>				<b>57.95</b>	<b>271712</b>
<b>22. Pathankot</b>						
1	Pathankot	32°-17'	75°-41'	332.00	49.00	189942
2	sujanpur	32°-19'	75°-37'	334.00	14.00	29619
	<b>Sub-Total</b>				<b>63.00</b>	<b>219561</b>
	<b>Grand Total</b>				<b>2418.84</b>	<b>9860659</b>

**Vital and Health Statistics**

**Table No. 2 Live Births, Deaths and Infant Deaths 2015-16**

S.No./ Name of the District	Name of the Municipality/ Municipal Corpn.	No. of Live Births registered	No. of Deaths registered	No. of Infant Deaths registered
1/2	3	4	5	6
<b>1. Kapurthala</b>				
1	Kapurthala	4448	825	34
2	Phagwara	4600	1091	3
3	Sultanpur Lodhi	444	194	7
4	Dhilwan	178	63	0
5	Begowal	468	60	0
6	Bhulath	121	85	0
7	Nadala	6	38	0
	<b>Sub-Total</b>	<b>10265</b>	<b>2356</b>	<b>44</b>
<b>2. Fatehgarh Sahib</b>				
1	Amloh	727	83	3
2	Sirhind	1663	362	1
3	Gobindgarh	1276	367	3
4	Bassi Pathana	293	142	0
5	Khamano	247	98	0
	<b>Sub-Total</b>	<b>4206</b>	<b>1052</b>	<b>7</b>
<b>3. Mansa</b>				
1	Mansa	6138	684	5
2	Budhlada	2415	214	0
3	Bareta	112	123	3
4	Bhikhi	519	91	0
5	Sardulgarh	1135	143	2
6	joga	205	62	0
7	Boha	233	46	0
	<b>Sub-Total</b>	<b>10757</b>	<b>1363</b>	<b>10</b>
<b>4. Firozpur</b>				
1	Firozpur	2844	929	4
2	Talwandi Bhai	135	132	0
3	Zira	486	201	0
4	Guru Har Sahai	753	124	0
5	Makhu	722	82	1
6	Mudakki	77	65	0
7	Malanwali khas	159	81	0
8	Mamdot	352	58	2
	<b>Sub-Total</b>	<b>5528</b>	<b>1672</b>	<b>7</b>
<b>5. Ludhiana</b>				
1	Ludhiana	39831	13438	350
2	Samrala	729	175	0
3	Khanna	2667	871	3
4	Doraha	340	220	0
5	Jagraon	3360	594	0
6	Raikot	1070	267	0
7	Mulanpur	887	139	0
8	Payal	233	39	0
9	Machhiwara	1411	122	0
10	Maloud	430	47	5
11	Sahnewal	99	66	0
	<b>Sub-Total</b>	<b>51057</b>	<b>15978</b>	<b>358</b>
<b>6. Patiala</b>				
1	Ghagga	78	56	0
2	Bhadson	114	59	0
3	Ghanaur	18	27	0
4	Nabha	2011	595	1
5	Patiala	15122	4145	12
6	Patran	710	141	0
7	Rajpura	3162	648	2
8	Samana	1269	300	3
9	Sanaur	219	101	0
	<b>Sub-Total</b>	<b>22703</b>	<b>6072</b>	<b>18</b>
<b>7. Amritsar</b>				
1	Amritsar	29112	15503	96
2	Jandiala	815	204	0
3	Ramdass	251	36	1
4	Majitha	443	92	0
5	Rayya	317	86	0
6	Raja Sansi	396	80	0
7	Ajnala	1541	140	0
	<b>Sub-Total</b>	<b>32875</b>	<b>16141</b>	<b>97</b>

S.No./ Name of the District	Name of the Municipality/ Municipal Corpn.	No. of Live Births registered	No. of Deaths registered	No. of Infant Deaths registered
1/2	3	4	5	6
<b>8. Tarn Taran</b>				
1	Tarn Taran	3862	763	0
2	Patti	1612	316	4
3	Khemkaran	202	82	0
4	Bhikhiwind	943	143	0
	<b>Sub-Total</b>	<b>6619</b>	<b>1304</b>	<b>4</b>
<b>9. Hoshiarpur</b>				
1	Sham Churasi	161	42	10
2	Hoshiarpur	8298	1994	81
3	Hariyana	78	71	72
4	Gardhiwal	30	24	0
5	Garh Shankar	567	218	0
6	Tanda	1094	153	0
7	Dasuya	1367	73	1
8	Mukerian	2618	475	6
9	Mahilpur	243	65	0
10	Talwara	173	73	3
	<b>Sub-Total</b>	<b>14629</b>	<b>3188</b>	<b>173</b>
<b>10. Shaheed Bhagat Singh Nagar</b>				
1	S.B.S. Nagar	2928	757	8
2	Banga	1437	238	44
3	Balachaur	1594	135	1
4	Rahon	92	102	1
	<b>Sub-Total</b>	<b>6051</b>	<b>1232</b>	<b>54</b>
<b>11. Gurdaspur</b>				
1	Qadian	814	150	0
2	Shri Hargobindpur	64	50	0
3	Dina Nagar	1492	150	0
4	Batala	7391	1321	2
5	Dhariwal	577	147	0
6	Dera Baba Nanak	250	40	0
7	Gurdaspur	7364	957	1
8	Fatehgarh Churian	1084	115	0
	<b>Sub-Total</b>	<b>19036</b>	<b>2930</b>	<b>3</b>
<b>12. Faridkot</b>				
1	Faridkot	2774	499	0
2	Kotkapura	3253	703	0
3	Jaitu	823	217	0
	<b>Sub-Total</b>	<b>6850</b>	<b>1419</b>	<b>0</b>
<b>13. Muktsar</b>				
1	Muktsar	7214	879	4
2	Malout	2132	499	0
3	Gidderbaha	1330	227	3
4	Bariwala	101	52	0
	<b>Sub-Total</b>	<b>10777</b>	<b>1657</b>	<b>7</b>
<b>14. Moga</b>				
1	Dharamkot	620	165	0
2	Badhni Kalan	363	89	1
3	Bagha Purana	215	182	1
4	Moga	11142	1395	37
5	Nihal Singh Wala	665	76	0
6	Kot Ise Khan	520	97	4
	<b>Sub-Total</b>	<b>13525</b>	<b>2004</b>	<b>43</b>
<b>15. Rupnagar</b>				
1	Rupnagar	2733	413	0
2	Morinda	126	156	0
3	Anadpur Sahib	1650	146	0
4	Nangal	2138	412	33
5	Chamkaur Sahib	30	70	0
6	Shri Kiratpur Sahib	0	0	0
	<b>Sub-Total</b>	<b>6677</b>	<b>1197</b>	<b>33</b>
<b>16. Sahibzada Ajit Singh Nagar</b>				
1	S.A.S. Nagar	4908	3105	8
2	Kurali	362	185	0
3	Kharar	24	27	0
4	Dera Bassi	1695	241	0
5	Zirakpur	668	478	0
6	Naya-Gaon	6	113	2
7	Banur	618	103	0
8	Lalru	106	190	0
	<b>Sub-Total</b>	<b>8387</b>	<b>4442</b>	<b>10</b>

S.No./ Name of the District	Name of the Municipality/ Municipal Corpn.	No. of Live Births registered	No. of Deaths registered	No. of Infant Deaths registered
1/2	3	4	5	6
<b>17. Bathinda</b>				
1	Bathinda	12196	2627	34
2	Bhucho	432	102	2
3	Goniana	779	95	1
4	Kot Fattah	17	44	0
5	Maur	736	225	1
6	Rama	163	139	1
7	Rampura Phool	1629	223	28
8	Sangat	66	18	0
9	Talwandi Sabo	570	95	0
10	Bhgta	169	72	0
11	Kot Shamir	4	19	0
12	Lehra Mohabbat	5	35	0
13	Nathana	148	43	0
14	Chowke	4	15	0
15	Rampura	27	58	0
16	Balianwali	17	63	0
17	Mandi Kalan	0	66	0
18	Maluka	5	25	0
19	Bhai Rupa	209	88	0
20	Kotha Guru	32	71	0
21	Mehraj	38	50	0
	<b>Sub-Total</b>	<b>17246</b>	<b>4173</b>	<b>67</b>
<b>18. Jalandhar</b>				
1	Adampur	1125	145	2
2	Alawalpur	40	40	82
3	Jalandhar	23161	10067	438
4	Kartarpur	664	169	0
5	Nakodar	1586	153	38
6	Noor Mahal	112	100	0
7	Philaur	668	191	19
8	Shahkot	1119	133	0
9	Goraya	80	129	0
10	Bhogpur	387	77	0
11	Lohian Khas	459	81	0
12	Mehatpur	396	85	0
	<b>Sub-Total</b>	<b>29797</b>	<b>11370</b>	<b>579</b>
<b>19. Sangrur</b>				
1	Malerkotla	4328	806	5
2	Sangrur	6714	712	18
3	Sunam	2245	472	4
4	Dhuri	977	333	18
5	Longowal	275	122	0
6	Ahmedgarh	994	334	0
7	Lehragaga	621	133	0
8	Bhiwanigarh	506	169	3
9	Khanauri	532	76	0
10	Cheema	113	78	0
11	Dirba	386	65	0
12	Moonak	154	89	0
13	Amargarh	118	56	0
	<b>Sub-Total</b>	<b>17963</b>	<b>3445</b>	<b>48</b>
<b>20. Barnala</b>				
1	Barnala	2589	678	8
2	Tapa	454	150	4
3	Bhadaur	392	194	0
4	Dhanoula	487	118	0
5	Handiaya	55	81	0
	<b>Sub-Total</b>	<b>3977</b>	<b>1221</b>	<b>12</b>
<b>21. Fazilka</b>				
1	Abohar	5651	932	19
2	Jalalabad	1928	218	0
3	Fazilka	4138	0	0
4	Arni Wala Sheikh Suban	0	0	0
	<b>Sub-Total</b>	<b>11717</b>	<b>1150</b>	<b>19</b>
<b>22. Pathankot</b>				
1	Pathankot	6357	1060	0
2	sujanpur	824	198	0
	<b>Sub-Total</b>	<b>7181</b>	<b>1258</b>	<b>0</b>
	<b>Grand Total</b>	<b>317823</b>	<b>86624</b>	<b>1593</b>

**Vital and Health Statistics**  
**Table No. 3 Number of Deaths by Causes 2015-16**

S.No./ Name of the District	Name of the Municipality/ Municipal Corpn.	Number of Deaths due to								
		Cholera	Fever	Dysentery & Diarrhoea	Tuber- culosis	Heart Diseases	Can- cer	Acci- dents	Other Causes	Total
1/2	3	4	5	6	7	8	9	10	11	12
<b>1. Kapurthala</b>										
1	Kapurthala	0	0	0	4	316	14	63	428	825
2	Phagwara	0	0	0	2	600	36	46	407	1091
3	Sultanpur Lodhi	2	4	0	0	5	0	6	177	194
4	Dhilwan	0	1	0	0	40	1	6	15	63
5	Begowal	0	0	0	0	25	0	2	33	60
6	Bhulath	0	0	0	0	18	0	4	63	85
7	Nadala	0	0	0	0	22	0	1	15	38
	<b>Sub-Total</b>	<b>2</b>	<b>5</b>	<b>0</b>	<b>6</b>	<b>1026</b>	<b>51</b>	<b>128</b>	<b>1138</b>	<b>2356</b>
<b>2. Fatehgarh Sahib</b>										
1	Amlon	0	0	0	0	2	0	0	81	83
2	Sirhind	0	20	4	1	85	2	5	245	362
3	Gobindgarh	5	23	7	2	131	8	11	180	367
4	Bassi Pathana	0	3	0	0	46	3	1	89	142
5	Khamano	0	0	0	0	48	0	2	48	98
	<b>Sub-Total</b>	<b>5</b>	<b>46</b>	<b>11</b>	<b>3</b>	<b>312</b>	<b>13</b>	<b>19</b>	<b>643</b>	<b>1052</b>
<b>3. Mansa</b>										
1	Mansa	0	7	0	22	45	17	18	575	684
2	Budhlada	0	8	0	0	85	18	3	100	214
3	Bareta	0	2	0	0	8	11	5	97	123
4	Bhikhi	0	0	0	0	33	3	2	53	91
5	Sardulgarh	0	9	0	0	34	9	3	88	143
6	joga	0	0	0	2	10	8	5	37	62
7	Boha	0	0	0	0	3	5	2	36	46
	<b>Sub-Total</b>	<b>0</b>	<b>26</b>	<b>0</b>	<b>24</b>	<b>218</b>	<b>71</b>	<b>38</b>	<b>986</b>	<b>1363</b>
<b>4. Firozpur</b>										
1	Firozpur	10	38	0	0	142	29	70	640	929
2	Talwandi Bhai	0	16	0	0	29	11	11	65	132
3	Zira	0	0	0	0	33	2	3	163	201
4	Guru Har Sahai	0	0	0	1	47	1	0	75	124
5	Makhu	0	8	6	0	43	5	3	17	82
6	Mudakki	0	4	0	0	35	5	3	18	65
7	Malanwali khas	0	2	0	0	43	3	3	30	81
8	Mamdot	0	2	0	0	20	4	2	30	58
	<b>Sub-Total</b>	<b>10</b>	<b>70</b>	<b>6</b>	<b>1</b>	<b>392</b>	<b>60</b>	<b>95</b>	<b>1038</b>	<b>1672</b>
<b>5. Ludhiana</b>										
1	Ludhiana	0	0	0	0	7833	0	176	5429	13438
2	Samrala	0	2	0	0	88	2	12	71	175
3	Khanna	0	2	4	7	116	9	28	705	871
4	Doraha	0	20	10	0	125	10	55	0	220
5	Jagraon	5	8	4	0	28	10	38	501	594
6	Raikot	6	15	20	10	40	10	5	161	267
7	Mulanpur	2	6	3	4	35	4	5	80	139
8	Payal	1	1	0	0	17	1	2	17	39
9	Machhiwara	0	7	0	10	28	10	25	42	122
10	Maloud	1	0	0	0	12	0	0	34	47
11	Sahnewal	0	2	0	0	7	2	13	42	66
	<b>Sub-Total</b>	<b>15</b>	<b>63</b>	<b>41</b>	<b>31</b>	<b>8329</b>	<b>58</b>	<b>359</b>	<b>7082</b>	<b>15978</b>
<b>6. Patiala</b>										
1	Ghagga	0	0	0	1	15	3	1	36	56
2	Bhadson	0	0	0	0	11	6	12	30	59
3	Ghanaur	0	0	0	1	3	0	1	22	27
4	Nabha	0	8	0	18	160	28	20	361	595
5	Patiala	6	32	0	27	1098	32	438	2512	4145
6	Patran	0	0	7	0	21	0	5	108	141
7	Rajpura	0	2	0	0	55	33	30	528	648
8	Samana	0	8	0	0	58	21	41	172	300
9	Sanaur	0	0	0	0	40	3	1	57	101
	<b>Sub-Total</b>	<b>6</b>	<b>50</b>	<b>7</b>	<b>47</b>	<b>1461</b>	<b>126</b>	<b>549</b>	<b>3826</b>	<b>6072</b>
<b>7. Amritsar</b>										
1	Amritsar	7	74	23	28	4416	71	272	10612	15503
2	Jandiala	0	2	0	0	153	2	3	44	204
3	Ramdass	0	2	0	1	22	0	0	11	36
4	Majitha	2	8	4	0	42	6	12	18	92
5	Rayya	2	7	0	0	40	2	16	19	86
6	Raja Sansi	2	15	0	0	28	0	13	22	80
7	Ajnala	0	0	0	0	105	10	10	15	140
	<b>Sub-Total</b>	<b>13</b>	<b>108</b>	<b>27</b>	<b>29</b>	<b>4806</b>	<b>91</b>	<b>326</b>	<b>10741</b>	<b>16141</b>

S.No./ Name of the District	Name of the Municipality/ Municipal Corpn.	Number of Deaths due to								
		Cholera	Fever	Dysentery & Diarrhoea	Tuber- culosis	Heart Diseases	Can- cer	Acci- dents	Other Causes	Total
1/2	3	4	5	6	7	8	9	10	11	12
<b>8. Tarn Taran</b>										
1	Tarn Taran	0	275	0	0	125	200	163	0	763
2	Patti	0	1	1	2	159	5	58	90	316
3	Khemkaran	0	8	0	0	51	0	0	23	82
4	Bhikhiwind	4	36	3	1	83	1	5	10	143
	<b>Sub-Total</b>	<b>4</b>	<b>320</b>	<b>4</b>	<b>3</b>	<b>418</b>	<b>206</b>	<b>226</b>	<b>123</b>	<b>1304</b>
<b>9. Hoshiarpur</b>										
1	Sham Churasi	0	0	0	0	9	6	0	27	42
2	Hoshiarpur	0	38	40	0	207	1676	0	33	1994
3	Hariyana	0	2	2	0	58	3	2	4	71
4	Gardhiwal	0	0	0	2	7	0	15	0	24
5	Garh Shankar	8	17	0	2	82	0	7	102	218
6	Tanda	0	10	0	0	36	30	10	67	153
7	Dasuya	0	0	0	0	1	0	6	66	73
8	Mukerian	3	1	0	3	200	0	245	23	475
9	Mahilpur	1	1	1	0	23	2	5	32	65
10	Talwara	0	0	0	0	1	0	6	66	73
	<b>Sub-Total</b>	<b>12</b>	<b>69</b>	<b>43</b>	<b>7</b>	<b>624</b>	<b>1717</b>	<b>296</b>	<b>420</b>	<b>3188</b>
<b>10. Shaheed Bhagat Singh Nagar</b>										
1	S.B.S. Nagar	11	43	15	7	336	19	112	214	757
2	Banga	0	1	1	0	74	0	63	99	238
3	Balachaur	0	11	0	1	19	5	2	97	135
4	Rahon	2	0	3	0	47	15	12	23	102
	<b>Sub-Total</b>	<b>13</b>	<b>55</b>	<b>19</b>	<b>8</b>	<b>476</b>	<b>39</b>	<b>189</b>	<b>433</b>	<b>1232</b>
<b>11. Gurdaspur</b>										
1	Qadian	1	40	5	6	79	6	1	12	150
2	Shri Hargobindpur	0	12	7	0	16	2	5	8	50
3	Dina Nagar	0	0	0	0	50	3	3	94	150
4	Batala	1	4	3	3	346	4	13	947	1321
5	Dhariwal	7	8	5	2	52	6	4	63	147
6	Dera Baba Nanak	0	0	0	0	30	0	0	10	40
7	Gurdaspur	0	20	0	0	200	30	550	157	957
8	Fatehgarh Churian	10	25	30	0	5	0	45	0	115
	<b>Sub-Total</b>	<b>19</b>	<b>109</b>	<b>50</b>	<b>11</b>	<b>778</b>	<b>51</b>	<b>621</b>	<b>1291</b>	<b>2930</b>
<b>12. Faridkot</b>										
1	Faridkot	0	0	0	0	63	73	67	296	499
2	Kotkapura	0	1	0	0	107	35	27	533	703
3	Jaitu	0	0	0	0	47	15	17	138	217
	<b>Sub-Total</b>	<b>0</b>	<b>1</b>	<b>0</b>	<b>0</b>	<b>217</b>	<b>123</b>	<b>111</b>	<b>967</b>	<b>1419</b>
<b>13. Muktsar</b>										
1	Muktsar	0	5	0	11	25	16	19	803	879
2	Malout	0	46	24	0	164	126	18	121	499
3	Gidderbaha	0	7	0	3	105	20	7	85	227
4	Bariwala	1	11	1	1	21	6	6	5	52
	<b>Sub-Total</b>	<b>1</b>	<b>69</b>	<b>25</b>	<b>15</b>	<b>315</b>	<b>168</b>	<b>50</b>	<b>1014</b>	<b>1657</b>
<b>14. Moga</b>										
1	Dharamkot	0	9	1	1	90	10	8	46	165
2	Badhni Kalan	3	2	0	0	32	2	0	50	89
3	Bagha Purana	0	14	1	4	103	12	6	42	182
4	Moga	0	0	0	0	660	45	50	640	1395
5	Nihal Singh Wala	2	0	0	0	0	0	4	70	76
6	Kot Ise Khan	0	7	0	3	56	2	11	18	97
	<b>Sub-Total</b>	<b>5</b>	<b>32</b>	<b>2</b>	<b>8</b>	<b>941</b>	<b>71</b>	<b>79</b>	<b>866</b>	<b>2004</b>
<b>15. Rupnagar</b>										
1	Rupnagar	0	297	0	0	63	13	40	0	413
2	Morinda	0	0	0	0	86	0	14	56	156
3	Anadpur Sahib	0	1	0	0	59	6	9	71	146
4	Nangal	9	0	0	7	86	20	23	267	412
5	Chamkaur Sahib	0	3	0	0	37	3	1	26	70
6	Shri Kiratpur Sahib	0	0	0	0	0	0	0	0	0
	<b>Sub-Total</b>	<b>9</b>	<b>301</b>	<b>0</b>	<b>7</b>	<b>331</b>	<b>42</b>	<b>87</b>	<b>420</b>	<b>1197</b>

S.No./ Name of the District	Name of the Municipality/ Municipal Corpn.	Number of Deaths due to								
		Cholera	Fever	Dysentery & Diarrhoea	Tuber- culosis	Heart Diseases	Can- cer	Acci- dents	Other Causes	Total
1/2	3	4	5	6	7	8	9	10	11	12
<b>16. Sahibzada Ajit Singh Nagar</b>										
1	S.A.S. Nagar	0	18	10	4	97	57	33	2886	3105
2	Kurali	0	0	0	0	63	0	10	112	185
3	Kharaar	0	2	0	1	10	4	3	7	27
4	Dera Bassi	0	5	20	4	89	17	23	83	241
5	Zirakpur	0	7	18	27	72	14	6	334	478
6	Naya-Gaon	0	0	0	0	0	0	6	107	113
7	Banur	1	5	0	1	30	6	12	48	103
8	Lalru	0	0	0	0	24	5	29	132	190
	<b>Sub-Total</b>	<b>1</b>	<b>37</b>	<b>48</b>	<b>37</b>	<b>385</b>	<b>103</b>	<b>122</b>	<b>3709</b>	<b>4442</b>
<b>17. Bathinda</b>										
1	Bathinda	0	0	0	4	41	24	6	2552	2627
2	Bhucho	0	0	0	0	17	10	4	71	102
3	Goniana	0	1	0	0	37	7	2	48	95
4	Kot Fattah	0	11	0	0	20	3	2	8	44
5	Maur	0	17	0	0	33	10	8	157	225
6	Rama	0	0	0	4	30	0	6	99	139
7	Rampura Phool	0	13	0	0	24	6	55	125	223
8	Sangat	0	0	0	0	8	2	2	6	18
9	Talwandi Sabo	0	0	0	0	30	0	15	50	95
10	Bhgta	0	1	0	1	29	4	1	36	72
11	Kot Shamir	0	0	0	0	4	1	2	12	19
12	Lehra Mohabbat	0	0	0	0	0	5	1	29	35
13	Nathana	0	0	0	0	24	3	1	15	43
14	Chowke	0	0	0	0	2	1	1	11	15
15	Rampura	0	0	0	0	13	6	3	36	58
16	Balianwali	0	0	0	0	14	5	3	41	63
17	Mandi Kalan	0	0	0	0	18	6	1	41	66
18	Maluka	0	0	0	0	4	5	1	15	25
19	Bhai Rupa	0	0	0	0	20	6	2	60	88
20	Kotha Guru	0	0	0	0	29	4	0	38	71
21	Mehraj	0	0	0	0	12	2	1	35	50
	<b>Sub-Total</b>	<b>0</b>	<b>43</b>	<b>0</b>	<b>9</b>	<b>409</b>	<b>110</b>	<b>117</b>	<b>3485</b>	<b>4173</b>
<b>18. Jalandhar</b>										
1	Adampur	0	3	0	0	32	0	14	96	145
2	Alawalpur	0	0	0	0	14	0	2	24	40
3	Jalandhar	0	20	0	26	1897	116	148	7860	10067
4	Kartarpur	0	7	0	0	13	2	6	141	169
5	Nakodar	0	2	0	0	124	10	14	3	153
6	Noor Mahal	0	1	22	0	0	4	0	73	100
7	Philaur	0	33	0	0	67	6	14	71	191
8	Shahkot	2	6	1	1	104	1	7	11	133
9	Goraya	0	3	0	0	46	9	20	51	129
10	Bhogpur	0	0	0	0	19	0	8	50	77
11	Lohian Khas	0	0	0	0	30	0	0	51	81
12	Mehatpur	0	0	0	0	31	0	2	52	85
	<b>Sub-Total</b>	<b>2</b>	<b>75</b>	<b>23</b>	<b>27</b>	<b>2377</b>	<b>148</b>	<b>235</b>	<b>8483</b>	<b>11370</b>
<b>19. Sangrur</b>										
1	Malerkotla	0	3	0	72	172	55	25	479	806
2	Sangrur	0	5	1	4	125	42	23	512	712
3	Sunam	0	7	3	3	129	23	23	284	472
4	Dhuri	0	0	0	2	97	5	16	213	333
5	Longowal	0	0	0	0	66	5	5	46	122
6	Ahmedgarh	0	4	0	2	12	9	9	298	334
7	Lehragaga	0	0	0	0	53	5	4	71	133
8	Bhiwanigarh	0	2	0	5	48	17	23	74	169
9	Khanauri	0	0	0	0	16	7	9	44	76
10	Cheema	0	1	0	0	21	6	1	49	78
11	Dirba	0	3	4	3	7	8	9	31	65
12	Moonak	0	2	0	4	14	8	4	57	89
13	Amargarh	1	1	0	0	2	4	3	45	56
	<b>Sub-Total</b>	<b>1</b>	<b>28</b>	<b>8</b>	<b>95</b>	<b>762</b>	<b>194</b>	<b>154</b>	<b>2203</b>	<b>3445</b>
<b>20. Barnala</b>										
1	Barnala	3	12	2	5	204	43	40	369	678
2	Tapa	0	3	0	0	15	4	8	120	150
3	Bhadaur	0	9	0	0	20	30	0	135	194
4	Dhanoula	0	4	0	0	42	3	3	66	118
5	Handiaya	0	5	2	1	14	4	5	50	81
	<b>Sub-Total</b>	<b>3</b>	<b>33</b>	<b>4</b>	<b>6</b>	<b>295</b>	<b>84</b>	<b>56</b>	<b>740</b>	<b>1221</b>
<b>21. Fazilka</b>										
1	Abohar	0	10	2	15	261	0	16	628	932
2	Jalalabad	0	8	0	3	120	12	1	74	218
3	Fazilka	0	0	0	0	0	0	0	0	0
4	Arni Wala Sheikh Suban	0	0	0	0	0	0	0	0	0
	<b>Sub-Total</b>	<b>0</b>	<b>18</b>	<b>2</b>	<b>18</b>	<b>381</b>	<b>12</b>	<b>17</b>	<b>702</b>	<b>1150</b>
<b>22. Pathankot</b>										
1	Pathankot	15	37	67	13	630	8	11	279	1060
2	sujanpur	2	3	2	6	59	11	7	108	198
	<b>Sub-Total</b>	<b>17</b>	<b>40</b>	<b>69</b>	<b>19</b>	<b>689</b>	<b>19</b>	<b>18</b>	<b>387</b>	<b>1258</b>
	<b>Grand Total</b>	<b>138</b>	<b>1598</b>	<b>389</b>	<b>411</b>	<b>25942</b>	<b>3557</b>	<b>3892</b>	<b>50697</b>	<b>86624</b>



**Vital and Health Statistics**

**Table No. 4 No. of Allopathic Hospitals, Dispensaries and Other Clinics 2015-16**

S.No./ Name of the District	Name of the Municipality/ Municipal Corpn.	Govt. Institutions									Total
		General Hospitals	Dispen- saries	Maternity & Child Health Centres	Family Planning Centres	X-ray Clinics	Patho- logical Labo- ratories etc.	Dental Clinics	T.B. Clinics	Others	
1/2	3	4	5	6	7	8	9	10	11	12	13
<b>1. Kapurthala</b>											
1	Kapurthala	1	5	1	1	1	1	1	1	0	12
2	Phagwara	2	4	1	1	1	1	1	0	0	11
3	Sultanpur Lodhi	1	0	1	1	1	1	1	0	0	6
4	Dhilwan	1	1	1	0	1	1	1	0	0	6
5	Begowal	1	0	1	0	1	1	1	1	0	6
6	Bhulath	1	0	1	1	0	1	1	0	0	5
7	Nadala	0	1	0	0	0	0	0	0	0	1
	<b>Sub-Total</b>	<b>7</b>	<b>11</b>	<b>6</b>	<b>4</b>	<b>5</b>	<b>6</b>	<b>6</b>	<b>2</b>	<b>0</b>	<b>47</b>
<b>2. Fatehgarh Sahib</b>											
1	Amlon	1	0	0	1	1	1	1	0	0	5
2	Sirhind	1	3	3	1	1	0	1	1	0	11
3	Gobindgarh	2	2	1	1	1	1	1	1	0	10
4	Bassi Pathana	1	0	0	1	0	0	0	0	0	2
5	Khamano	1	1	0	1	0	0	0	0	0	3
	<b>Sub-Total</b>	<b>6</b>	<b>6</b>	<b>4</b>	<b>5</b>	<b>3</b>	<b>2</b>	<b>3</b>	<b>2</b>	<b>0</b>	<b>31</b>
<b>3. Mansa</b>											
1	Mansa	1	3	2	1	2	1	1	0	0	11
2	Budhlada	1	0	1	1	1	1	1	0	0	6
3	Bareta	1	0	1	1	1	1	1	0	0	6
4	Bhikhi	1	0	1	1	1	1	1	0	0	6
5	Sardulgarh	1	0	1	1	1	1	1	0	0	6
6	joga	0	1	0	0	0	0	1	0	0	2
7	Boha	0	0	0	0	0	0	1	0	0	1
	<b>Sub-Total</b>	<b>5</b>	<b>4</b>	<b>6</b>	<b>5</b>	<b>6</b>	<b>5</b>	<b>7</b>	<b>0</b>	<b>0</b>	<b>38</b>
<b>4. Firozpur</b>											
1	Firozpur	1	1	1	1	1	1	1	1	0	8
2	Talwandi Bhai	1	0	0	0	0	1	0	1	0	3
3	Zira	1	0	1	1	1	2	1	1	0	8
4	Guru Har Sahai	1	4	1	1	1	1	1	1	0	11
5	Makhu	1	0	1	0	1	1	1	1	0	6
6	Mudakki	1	1	1	1	1	1	0	0	0	6
7	Malanwali khas	1	0	1	1	0	1	0	1	0	5
8	Mamdot	1	0	1	1	1	1	1	1	0	7
	<b>Sub-Total</b>	<b>8</b>	<b>6</b>	<b>7</b>	<b>6</b>	<b>6</b>	<b>9</b>	<b>5</b>	<b>7</b>	<b>0</b>	<b>54</b>
<b>5. Ludhiana</b>											
1	Ludhiana	7	40	1	1	1	1	1	1	0	53
2	Samrala	1	0	1	1	1	1	1	1	0	7
3	Khanna	1	1	1	1	1	1	1	1	0	8
4	Doraha	0	1	1	0	0	0	0	0	0	2
5	Jagraon	1	0	1	1	1	1	1	1	0	7
6	Raikot	1	0	1	1	1	1	1	1	0	7
7	Mulanpur	0	1	1	1	0	0	0	0	0	3
8	Payal	0	1	1	1	1	1	1	1	0	7
9	Machhiwara	0	1	0	0	0	0	0	0	0	0
10	Maloud	0	1	0	0	0	0	0	0	0	0
11	Sahnewal	0	1	0	0	0	0	0	0	0	0
	<b>Sub-Total</b>	<b>11</b>	<b>47</b>	<b>8</b>	<b>7</b>	<b>6</b>	<b>6</b>	<b>6</b>	<b>6</b>	<b>0</b>	<b>94</b>
<b>6. Patiala</b>											
1	Ghagga	0	1	0	0	0	0	0	0	0	1
2	Bhadson	1	0	0	0	0	0	0	0	0	1
3	Ghanaur	1	0	1	0	2	1	3	0	0	8
4	Nabha	2	2	1	1	1	1	1	1	0	10
5	Patiala	2	15	1	3	2	4	5	1	0	33
6	Patran	0	1	0	0	0	0	0	0	0	1
7	Rajpura	3	4	1	1	1	2	2	0	0	14
8	Samana	1	0	1	1	1	1	1	0	0	6
9	Sanaur	0	1	0	0	0	0	0	0	0	1
	<b>Sub-Total</b>	<b>10</b>	<b>24</b>	<b>5</b>	<b>6</b>	<b>7</b>	<b>9</b>	<b>12</b>	<b>2</b>	<b>0</b>	<b>75</b>
<b>7. Amritsar</b>											
1	Amritsar	11	7	6	2	3	3	2	0	0	34
2	Jandiala	1	1	0	0	0	0	0	0	0	2
3	Ramdas	1	0	1	1	1	1	0	0	0	5
4	Majitha	1	1	1	1	1	1	1	1	0	8
5	Rayya	0	0	0	0	0	0	0	0	0	0
6	Raja Sansi	0	0	1	0	0	0	1	0	0	2
7	Ajnala	1	1	2	2	2	5	4	0	0	17
	<b>Sub-Total</b>	<b>15</b>	<b>10</b>	<b>11</b>	<b>6</b>	<b>7</b>	<b>10</b>	<b>8</b>	<b>1</b>	<b>0</b>	<b>68</b>

S.No./ Name of the District	Name of the Municipality/ Municipal Corpn.	Govt. Institutions									
		General Hospitals	Dispen- saries	Maternity & Child Health Centres	Family Planning Centres	X-ray Clinics	Patho- logical Labo- ratories etc.	Dental Clinics	T.B. Clinics	Others	Total
1/2	3	4	5	6	7	8	9	10	11	12	13
<b>8. Tarn Taran</b>											
1	Tarn Taran	1	0	1	1	1	1	1	1	0	7
2	Patti	1	0	1	1	1	1	1	1	0	7
3	Khemkaran	1	0	1	1	1	0	1	1	0	6
4	Bhikhiwind	1	0	1	1	0	1	0	1	0	5
	<b>Sub-Total</b>	<b>4</b>	<b>0</b>	<b>4</b>	<b>4</b>	<b>3</b>	<b>3</b>	<b>3</b>	<b>4</b>	<b>0</b>	<b>25</b>
<b>9. Hoshiarpur</b>											
1	Sham Churasi	1	0	1	1	1	4	2	1	0	11
2	Hoshiarpur	2	5	2	2	2	2	2	1	0	18
3	Hariyana	0	1	1	1	0	1	0	1	0	5
4	Gardhiwal	0	0	0	0	0	0	0	0	0	0
5	Garh Shankar	1	0	1	1	1	1	1	1	1	8
6	Tanda	1	0	1	1	1	0	1	1	1	7
7	Dasuya	1	0	1	1	1	1	1	1	0	7
8	Mukerian	1	0	1	1	1	1	1	1	0	7
9	Mahilpur	1	1	1	1	1	0	1	0	0	6
10	Talwara	1	0	1	1	1	1	0	1	0	6
	<b>Sub-Total</b>	<b>9</b>	<b>7</b>	<b>10</b>	<b>10</b>	<b>9</b>	<b>11</b>	<b>9</b>	<b>8</b>	<b>2</b>	<b>75</b>
<b>10. Shaheed Bhagat Singh Nagar</b>											
1	S.B.S. Nagar	1	1	1	1	1	1	1	0	0	7
2	Banga	1	0	1	1	1	1	1	0	0	6
3	Balachaur	1	1	1	1	1	0	1	1	0	7
4	Rahon	1	1	4	0	0	2	1	0	0	9
	<b>Sub-Total</b>	<b>4</b>	<b>3</b>	<b>7</b>	<b>3</b>	<b>3</b>	<b>4</b>	<b>4</b>	<b>1</b>	<b>0</b>	<b>29</b>
<b>11. Gurdaspur</b>											
1	Qadian	0	0	0	0	0	0	0	0	0	0
2	Shri Hargobindpur	1	0	1	1	0	1	0	1	0	5
3	Dina Nagar	0	1	0	0	0	0	0	0	0	1
4	Batala	1	1	1	1	1	1	1	1	0	8
5	Dhariwal	1	0	0	0	0	0	0	0	0	1
6	Dera Baba Nanak	1	0	1	1	1	1	1	1	0	7
7	Gurdaspur	1	2	1	1	1	1	1	1	0	9
8	Fatehgarh Churian	1	0	0	0	0	0	0	0	0	1
	<b>Sub-Total</b>	<b>6</b>	<b>4</b>	<b>4</b>	<b>4</b>	<b>3</b>	<b>4</b>	<b>3</b>	<b>4</b>	<b>0</b>	<b>32</b>
<b>12. Faridkot</b>											
1	Faridkot	3	4	2	2	2	2	2	1	0	18
2	Kotkapura	1	1	1	1	1	1	1	1	0	8
3	Jaitu	1	0	1	0	0	0	0	0	0	2
	<b>Sub-Total</b>	<b>5</b>	<b>5</b>	<b>4</b>	<b>3</b>	<b>3</b>	<b>3</b>	<b>3</b>	<b>2</b>	<b>0</b>	<b>28</b>
<b>13. Muktsar</b>											
1	Muktsar	1	2	1	1	1	1	1	1	1	10
2	Malout	1	1	1	1	1	1	1	1	0	8
3	Gidderbaha	1	1	1	1	1	1	1	1	0	8
4	Bariwala	1	0	4	1	3	4	2	1	0	16
	<b>Sub-Total</b>	<b>4</b>	<b>4</b>	<b>7</b>	<b>4</b>	<b>6</b>	<b>7</b>	<b>5</b>	<b>4</b>	<b>1</b>	<b>42</b>
<b>14. Moga</b>											
1	Dharamkot	0	1	3	1	0	0	0	0	0	5
2	Badhni Kalan	0	1	0	0	0	0	0	0	0	1
3	Bagha Purana	1	0	1	1	1	1	1	1	0	7
4	Moga	1	1	1	1	1	1	1	1	1	9
5	Nihal Singh Wala	0	1	1	0	0	0	0	0	0	2
6	Kot Ise Khan	1	0	0	1	1	1	1	1	0	6
	<b>Sub-Total</b>	<b>3</b>	<b>4</b>	<b>6</b>	<b>4</b>	<b>3</b>	<b>3</b>	<b>3</b>	<b>3</b>	<b>1</b>	<b>30</b>
<b>15. Rupnagar</b>											
1	Rupnagar	1	3	1	1	1	1	0	1	0	9
2	Morinda	1	0	1	1	1	1	0	0	0	5
3	Anadpur Sahib	1	0	1	1	1	1	0	0	0	5
4	Nangal	1	1	1	1	1	1	0	0	0	6
5	Chamkaur Sahib	1	2	1	1	2	2	2	0	0	11
6	Shri Kiratpur sahib	1	0	1	1	1	11	1	1	1	18
	<b>Sub-Total</b>	<b>6</b>	<b>6</b>	<b>6</b>	<b>6</b>	<b>7</b>	<b>17</b>	<b>3</b>	<b>2</b>	<b>1</b>	<b>54</b>
<b>16. Sahibzada Ajit Singh Nagar</b>											
1	S.A.S. Nagar	2	7	1	1	1	1	1	1	1	16
2	Kurali	1	0	1	1	1	1	1	0	0	6
3	Kharar	1	1	1	1	1	1	1	1	0	8
4	Dera Bassi	1	0	1	1	1	1	1	0	0	6
5	Zirakpur	0	1	1	0	0	0	0	0	0	2
6	Naya-Gaon	0	1	0	0	2	1	1	0	0	5
7	Banur	0	1	0	0	4	4	0	0	0	9
8	Lalru	0	1	0	0	0	0	0	0	0	1
	<b>Sub-Total</b>	<b>5</b>	<b>12</b>	<b>5</b>	<b>4</b>	<b>10</b>	<b>9</b>	<b>5</b>	<b>2</b>	<b>1</b>	<b>53</b>

S.No./ Name of the District	Name of the Municipality/ Municipal Corpn.	Govt. Institutions									
		General Hospitals	Dispen- saries	Maternity & Child Health Centres	Family Planning Centres	X-ray Clinics	Patho- logical Labo- ratories etc.	Dental Clinics	T.B. Clinics	Others	Total
1/2	3	4	5	6	7	8	9	10	11	12	13
<b>17. Bathinda</b>											
1	Bathinda	2	10	1	1	2	2	2	1	0	21
2	Bhucho	1	1	1	1	1	1	1	0	0	7
3	Goniana	1	0	1	1	1	1	1	0	0	6
4	Kot Fattah	0	1	0	0	0	0	0	0	0	1
5	Maur	1	1	1	1	1	1	1	0	0	7
6	Rama	1	1	1	1	1	1	1	0	0	7
7	Rampura Phool	1	1	1	1	1	1	1	0	0	7
8	Sangat	1	1	1	1	1	1	1	0	0	7
9	Talwandi Sabo	1	2	1	1	1	1	1	0	0	8
10	Bhgta	1	1	1	1	1	1	1	0	0	7
11	Kot Shamir	1	1	0	0	0	0	0	0	0	2
12	Lehra Mohabbat	1	1	0	0	0	0	0	0	0	2
13	Nathana	1	1	0	0	0	0	0	0	0	2
14	Chowke	0	1	0	0	0	0	0	0	0	1
15	Rampura	1	3	0	0	0	0	0	0	0	4
16	Balianwali	1	1	0	0	0	0	0	0	0	2
17	Mandi Kalan	1	0	0	0	0	0	0	0	0	1
18	Maluka	0	1	0	0	0	0	0	0	0	1
19	Bhai Rupa	1	0	0	0	0	0	0	0	0	1
20	Kotha Guru	0	1	0	0	0	0	0	0	0	1
21	Mehraj	1	2	0	0	0	0	0	0	0	3
	<b>Sub-Total</b>	<b>18</b>	<b>31</b>	<b>9</b>	<b>9</b>	<b>10</b>	<b>10</b>	<b>10</b>	<b>1</b>	<b>0</b>	<b>98</b>
<b>18. Jalandhar</b>											
1	Adampur	0	1	0	1	1	1	1	0	0	5
2	Alawalpur	0	1	0	1	0	0	0	0	0	2
3	Jalandhar	4	20	1	2	3	3	3	1	1	38
4	Kartarpur	0	1	1	1	1	0	1	0	0	5
5	Nakodar	1	1	0	1	1	1	1	0	1	7
6	Noor Mahal	1	1	0	1	0	0	1	0	0	4
7	Philaur	2	1	1	1	1	2	3	0	0	11
8	Shahkot	1	1	1	1	1	1	1	1	0	8
9	Goraya	0	2	0	1	0	0	0	0	0	3
10	Bhogpur	0	1	0	1	0	1	0	0	0	3
11	Lohian Khas	1	0	1	1	0	0	0	0	0	3
12	Mehatpur	0	0	0	0	0	0	0	0	0	0
	<b>Sub-Total</b>	<b>10</b>	<b>30</b>	<b>5</b>	<b>12</b>	<b>8</b>	<b>9</b>	<b>11</b>	<b>2</b>	<b>2</b>	<b>89</b>
<b>19. Sangrur</b>											
1	Malerkotla	1	3	1	1	1	1	1	1	0	10
2	Sangrur	1	4	1	1	2	1	2	1	1	14
3	Sunam	1	2	1	1	1	1	1	1	0	9
4	Dhuri	1	2	1	1	1	1	1	1	0	9
5	Longowal	1	0	1	1	1	1	1	1	1	8
6	Ahmedgarh	1	0	1	1	1	1	1	1	1	8
7	Lehragaga	1	0	1	1	1	1	1	1	1	8
8	Bhiwanigarh	1	0	1	1	1	1	1	1	1	8
9	Khanauri	1	0	1	1	0	1	0	0	1	5
10	Cheema	1	0	1	1	1	1	0	1	0	6
11	Dirba	1	0	0	1	0	0	0	0	0	2
12	Moonak	1	0	1	1	1	1	1	1	1	8
13	Amargarh	1	0	1	1	1	1	1	1	0	7
	<b>Sub-Total</b>	<b>13</b>	<b>11</b>	<b>12</b>	<b>13</b>	<b>12</b>	<b>12</b>	<b>11</b>	<b>11</b>	<b>7</b>	<b>102</b>
<b>20. Barnala</b>											
1	Barnala	1	3	1	1	1	0	1	0	0	8
2	Tapa	0	0	1	1	1	0	0	0	1	4
3	Bhadaur	0	0	1	1	0	0	0	0	1	3
4	Dhanoula	0	0	1	1	2	0	0	0	1	5
5	Handiaya	0	1	0	1	0	0	0	0	0	2
	<b>Sub-Total</b>	<b>1</b>	<b>4</b>	<b>4</b>	<b>5</b>	<b>4</b>	<b>0</b>	<b>1</b>	<b>0</b>	<b>3</b>	<b>22</b>
<b>21. Fazilka</b>											
1	Abohar	1	1	1	2	1	1	1	1	1	10
2	Jalalabad	1	1	1	0	1	1	1	1	0	7
3	Fazilka	1	1	1	1	1	1	1	1	1	9
4	Arni Wala Sheikh Suban	0	0	0	0	0	0	0	0	0	0
	<b>Sub-Total</b>	<b>3</b>	<b>3</b>	<b>3</b>	<b>3</b>	<b>3</b>	<b>3</b>	<b>3</b>	<b>3</b>	<b>2</b>	<b>26</b>
<b>22. Pathankot</b>											
1	Pathankot	1	4	1	1	1	1	1	1	2	13
2	sujanpur	0	0	0	0	0	0	0	0	0	0
	<b>Sub-Total</b>	<b>1</b>	<b>4</b>	<b>1</b>	<b>1</b>	<b>1</b>	<b>1</b>	<b>1</b>	<b>1</b>	<b>2</b>	<b>13</b>
	<b>Grand Total</b>	<b>154</b>	<b>236</b>	<b>134</b>	<b>124</b>	<b>125</b>	<b>143</b>	<b>122</b>	<b>68</b>	<b>22</b>	<b>1125</b>

**Vital and Health Statistics**

**Table No. 4.1 No. of Allopathic Hospitals, Dispensaries and Other Clinics 2015-16**

S.No./ Name of the District	Name of the Municipality/ Municipal Corpn.	Municipal Institutions									
		General Hospitals	Dispen- saries	Maternity & Child Health Centres	Family Planning Centres	X-ray Clinics	Patho- logical Labora- tories etc.	Dental Clinics	T.B. Clinics	Others	Total
1/2	3	4	5	6	7	8	9	10	11	12	13
<b>1. Kapurthala</b>											
1	Kapurthala	0	0	0	0	0	0	0	0	0	0
2	Phagwara	0	0	0	0	0	0	0	0	0	0
3	Sultanpur Lodhi	0	0	0	0	0	0	0	0	0	0
4	Dhilwan	0	0	0	0	0	0	0	0	0	0
5	Begowal	0	0	0	0	0	0	0	0	0	0
6	Bhulath	0	0	0	0	0	0	0	0	0	0
7	Nadala	0	0	0	0	0	0	0	0	0	0
	<b>Sub-Total</b>	<b>0</b>	<b>0</b>	<b>0</b>	<b>0</b>	<b>0</b>	<b>0</b>	<b>0</b>	<b>0</b>	<b>0</b>	<b>0</b>
<b>2. Fatehgarh Sahib</b>											
1	Amloh	0	0	0	0	0	0	0	0	0	0
2	Sirhind	0	0	0	0	0	0	0	0	0	0
3	Gobindgarh	0	0	0	0	0	0	0	0	0	0
4	Bassi Pathana	0	0	0	0	0	0	0	0	0	0
5	Khamano	0	0	0	0	0	0	0	0	0	0
	<b>Sub-Total</b>	<b>0</b>	<b>0</b>	<b>0</b>	<b>0</b>	<b>0</b>	<b>0</b>	<b>0</b>	<b>0</b>	<b>0</b>	<b>0</b>
<b>3. Mansa</b>											
1	Mansa	0	0	0	0	0	0	0	0	0	0
2	Budhlada	0	0	0	0	0	0	0	0	0	0
3	Bareta	0	0	0	0	0	0	0	0	0	0
4	Bhikhi	0	0	0	0	0	0	0	0	0	0
5	Sardulgarh	0	0	0	0	0	0	0	0	0	0
6	joga	0	0	0	0	0	0	0	0	0	0
7	Boha	0	0	0	0	0	0	0	0	0	0
	<b>Sub-Total</b>	<b>0</b>	<b>0</b>	<b>0</b>	<b>0</b>	<b>0</b>	<b>0</b>	<b>0</b>	<b>0</b>	<b>0</b>	<b>0</b>
<b>4. Firozpur</b>											
1	Firozpur	0	0	0	0	0	0	0	0	0	0
2	Talwandi Bhai	0	0	0	0	0	0	0	0	0	0
3	Zira	0	0	0	0	0	0	0	0	0	0
4	Guru Har Sahai	0	0	0	0	0	0	0	0	0	0
5	Makhu	0	0	0	0	0	0	0	0	0	0
6	Mudakki	0	0	0	0	0	0	0	0	0	0
7	Malanwali khas	0	0	0	0	0	0	0	0	0	0
8	Mamdot	0	0	0	0	0	0	0	0	0	0
	<b>Sub-Total</b>	<b>0</b>	<b>0</b>	<b>0</b>	<b>0</b>	<b>0</b>	<b>0</b>	<b>0</b>	<b>0</b>	<b>0</b>	<b>0</b>
<b>5. Ludhiana</b>											
1	Ludhiana	0	6	0	0	0	0	0	0	0	6
2	Samrala	0	0	0	0	0	0	0	0	0	0
3	Khanna	0	0	0	0	0	0	0	0	0	0
4	Doraha	0	0	0	0	0	0	0	0	0	0
5	Jagraon	0	0	0	0	0	0	0	0	0	0
6	Raikot	0	0	0	0	0	0	0	0	0	0
7	Mulanpur	0	0	0	0	0	0	0	0	0	0
8	Payal	0	0	0	0	0	0	0	0	0	0
9	Machhiwara	0	0	0	0	0	0	0	0	0	0
10	Maloud	0	0	0	0	0	0	0	0	0	0
11	Sahnawal	0	0	0	0	0	0	0	0	0	0
	<b>Sub-Total</b>	<b>0</b>	<b>6</b>	<b>0</b>	<b>0</b>	<b>0</b>	<b>0</b>	<b>0</b>	<b>0</b>	<b>0</b>	<b>6</b>
<b>6. Patiala</b>											
1	Ghagga	0	0	0	0	0	0	0	0	0	0
2	Bhadson	0	0	0	0	0	0	0	0	0	0
3	Ghanaur	0	0	0	0	0	0	0	0	0	0
4	Nabha	0	0	0	0	0	0	0	0	0	0
5	Patiala	0	0	0	0	0	0	0	0	0	0
6	Patran	0	0	0	0	0	0	0	0	0	0
7	Rajpura	0	0	0	0	0	0	0	0	0	0
8	Samana	0	0	0	0	0	0	0	0	0	0
9	Sanaur	0	0	0	0	0	0	0	0	0	0
	<b>Sub-Total</b>	<b>0</b>	<b>0</b>	<b>0</b>	<b>0</b>	<b>0</b>	<b>0</b>	<b>0</b>	<b>0</b>	<b>0</b>	<b>0</b>
<b>7. Amritsar</b>											
1	Amritsar	0	2	11	5	0	1	0	0	19	38
2	Jandiala	0	0	0	0	0	0	0	0	0	0
3	Ramdass	0	0	0	0	0	0	0	0	0	0
4	Majitha	0	0	0	0	0	0	0	0	0	0
5	Rayya	0	0	0	0	0	0	0	0	0	0
6	Raja Sansi	0	0	0	0	0	0	0	0	0	0
7	Ajnala	0	0	0	0	0	0	0	0	0	0
	<b>Sub-Total</b>	<b>0</b>	<b>2</b>	<b>11</b>	<b>5</b>	<b>0</b>	<b>1</b>	<b>0</b>	<b>0</b>	<b>19</b>	<b>38</b>



S.No./ Name of the District	Name of the Municipality/ Municipal Corp'n.	Municipal Institutions									
		General Hospitals	Dispen- saries	Maternity & Child Health Centres	Family Planning Centres	X-ray Clinics	Patho- logical Labora- tories etc.	Dental Clinics	T.B. Clinics	Others	Total
1/2	3	4	5	6	7	8	9	10	11	12	13
<b>17. Bathinda</b>											
1	Bathinda	0	0	0	0	0	0	0	0	0	0
2	Bhucho	0	0	0	0	0	0	0	0	0	0
3	Goniana	0	0	0	0	0	0	0	0	0	0
4	Kot Fattah	0	0	0	0	0	0	0	0	0	0
5	Maur	0	0	0	0	0	0	0	0	0	0
6	Rampura Phool	0	0	0	0	0	0	0	0	0	0
7	Sangat	0	0	0	0	0	0	0	0	0	0
8	Talwandi Sabo	0	0	0	0	0	0	0	0	0	0
9	Bhgta	0	0	0	0	0	0	0	0	0	0
10	Kot Shamir	0	0	0	0	0	0	0	0	0	0
11	Lehra Mohabbat	0	0	0	0	0	0	0	0	0	0
12	Nathana	0	0	0	0	0	0	0	0	0	0
13	Chowke	0	0	0	0	0	0	0	0	0	0
14	Rampura	0	0	0	0	0	0	0	0	0	0
15	Balianwali	0	0	0	0	0	0	0	0	0	0
16	Mandi Kalan	0	0	0	0	0	0	0	0	0	0
17	Maluka	0	0	0	0	0	0	0	0	0	0
18	Bhai Rupa	0	0	0	0	0	0	0	0	0	0
19	Kotha Guru	0	0	0	0	0	0	0	0	0	0
20	Mehraj	0	0	0	0	0	0	0	0	0	0
	<b>Sub-Total</b>	<b>0</b>	<b>0</b>	<b>0</b>	<b>0</b>	<b>0</b>	<b>0</b>	<b>0</b>	<b>0</b>	<b>0</b>	<b>0</b>
<b>18. Jalandhar</b>											
1	Adampur	0	0	0	0	0	0	0	0	0	0
2	Alawalpur	0	0	0	0	0	0	0	0	0	0
3	Jalandhar	0	0	0	0	0	0	0	0	0	0
4	Kartarpur	0	0	0	0	0	0	0	0	0	0
5	Nakodar	0	0	0	0	0	0	0	0	0	0
6	Noor Mahal	0	0	0	0	0	0	0	0	0	0
7	Philaur	0	0	0	0	0	0	0	0	0	0
8	Shahkot	0	0	0	0	0	0	0	0	0	0
9	Goraya	0	0	0	0	0	0	0	0	0	0
10	Bhogpur	0	0	0	0	0	0	0	0	0	0
11	Lohian Khas	0	0	0	0	0	0	0	0	0	0
12	Mehatpur	0	0	0	0	0	0	0	0	0	0
	<b>Sub-Total</b>	<b>0</b>	<b>0</b>	<b>0</b>	<b>0</b>	<b>0</b>	<b>0</b>	<b>0</b>	<b>0</b>	<b>0</b>	<b>0</b>
<b>19. Sangrur</b>											
1	Malerkotla	0	0	0	0	0	0	0	0	0	0
2	Sangrur	0	0	0	0	0	0	0	0	0	0
3	Sunam	0	0	0	0	0	0	0	0	0	0
4	Dhuri	0	0	0	0	0	0	0	0	0	0
5	Longowal	0	0	0	0	0	0	0	0	0	0
6	Ahmedgarh	0	0	0	0	0	0	0	0	0	0
7	Lehrgaga	0	0	0	0	0	0	0	0	0	0
8	Bhiwanigarh	0	0	0	0	0	0	0	0	0	0
9	Khanauri	0	0	0	0	0	0	0	0	0	0
10	Cheema	0	0	0	0	0	0	0	0	0	0
11	Dirba	0	0	0	0	0	0	0	0	0	0
12	Moonak	0	0	0	0	0	0	0	0	0	0
13	Amargarh	0	0	0	0	0	0	0	0	0	0
	<b>Sub-Total</b>	<b>0</b>	<b>0</b>	<b>0</b>	<b>0</b>	<b>0</b>	<b>0</b>	<b>0</b>	<b>0</b>	<b>0</b>	<b>0</b>
<b>20. Barnala</b>											
1	Barnala	0	0	0	0	0	0	0	0	0	0
2	Tapa	0	0	0	0	0	0	0	0	0	0
3	Bhadaur	0	0	0	0	0	0	0	0	0	0
4	Dhanoula	0	0	0	0	0	0	0	0	0	0
5	Handiaya	0	0	0	0	0	0	0	0	0	0
	<b>Sub-Total</b>	<b>0</b>	<b>0</b>	<b>0</b>	<b>0</b>	<b>0</b>	<b>0</b>	<b>0</b>	<b>0</b>	<b>0</b>	<b>0</b>
<b>21. Fazilka</b>											
1	Abohar	0	1	0	0	0	0	0	0	0	1
2	Jalalabad	0	0	0	0	0	0	0	0	0	0
3	Fazilka	0	0	0	0	0	0	0	0	0	0
4	Arni Wala Sheikh Suban	0	0	0	0	0	0	0	0	0	0
	<b>Sub-Total</b>	<b>0</b>	<b>1</b>	<b>0</b>	<b>0</b>	<b>0</b>	<b>0</b>	<b>0</b>	<b>0</b>	<b>0</b>	<b>1</b>
<b>22. Pathankot</b>											
1	Pathankot	1	4	1	1	1	1	1	1	2	13
2	sujanpur	0	0	0	0	0	0	0	0	0	0
	<b>Sub-Total</b>	<b>1</b>	<b>4</b>	<b>1</b>	<b>1</b>	<b>1</b>	<b>1</b>	<b>1</b>	<b>1</b>	<b>2</b>	<b>13</b>
	<b>Grand Total</b>	<b>3</b>	<b>15</b>	<b>14</b>	<b>8</b>	<b>3</b>	<b>4</b>	<b>2</b>	<b>2</b>	<b>21</b>	<b>72</b>







S.No./ Name of the District	Name of the Municipality/ Municipal Corpn.	Aided Institutions									
		General Hospitals	Dispen- saries	Maternity & Child Health Centres	Family Planning Centres	X-ray Clinics	Patho- logical Labora- tories etc.	Dental Clinics	T.B. Clinics	Others	Total
1/2	3	4	5	6	7	8	9	10	11	12	13
<b>17. Bathinda</b>											
1	Bathinda	0	0	0	0	0	0	0	0	0	0
2	Bhucho	0	0	0	0	0	0	0	0	0	0
3	Goniana	0	0	0	0	0	0	0	0	0	0
4	Kot Fattah	0	0	0	0	0	0	0	0	0	0
5	Maur	0	0	0	0	0	0	0	0	0	0
6	Rama	0	0	0	0	0	0	0	0	0	0
7	Rampura Phool	0	0	0	0	0	0	0	0	0	0
8	Sangat	0	0	0	0	0	0	0	0	0	0
9	Talwandi Sabo	0	0	0	0	0	0	0	0	0	0
10	Bhgta	0	0	0	0	0	0	0	0	0	0
11	Kot Shamir	0	0	0	0	0	0	0	0	0	0
12	Lehra Mohabbat	0	0	0	0	0	0	0	0	0	0
13	Nathana	0	0	0	0	0	0	0	0	0	0
14	Chowke	0	0	0	0	0	0	0	0	0	0
15	Rampura	0	0	0	0	0	0	0	0	0	0
16	Balianwali	0	0	0	0	0	0	0	0	0	0
17	Mandi Kalan	0	0	0	0	0	0	0	0	0	0
18	Maluka	0	0	0	0	0	0	0	0	0	0
19	Bhai Rupa	0	0	0	0	0	0	0	0	0	0
20	Kotha Guru	0	0	0	0	0	0	0	0	0	0
21	Mehraj	0	0	0	0	0	0	0	0	0	0
	<b>Sub-Total</b>	<b>0</b>	<b>0</b>	<b>0</b>	<b>0</b>	<b>0</b>	<b>0</b>	<b>0</b>	<b>0</b>	<b>0</b>	<b>0</b>
<b>18. Jalandhar</b>											
1	Adampur	0	0	0	0	0	0	0	0	0	0
2	Alawalpur	0	0	0	0	0	0	0	0	0	0
3	Jalandhar	1	14	4	4	0	0	0	0	0	23
4	Kartarpur	0	0	0	0	0	0	0	0	0	0
5	Nakodar	0	0	0	0	0	0	0	0	0	0
6	Noor Mahal	0	0	0	0	0	0	0	0	0	0
7	Philaur	0	0	0	0	0	0	0	0	0	0
8	Shahkot	0	0	0	0	0	0	0	0	0	0
9	Goraya	0	0	0	0	0	0	0	0	0	0
10	Bhogpur	0	0	0	0	0	0	0	0	0	0
11	Lohian Khas	0	0	0	0	0	0	0	0	0	0
12	Mehatpur	0	0	0	0	0	0	0	0	0	0
	<b>Sub-Total</b>	<b>1</b>	<b>14</b>	<b>4</b>	<b>4</b>	<b>0</b>	<b>0</b>	<b>0</b>	<b>0</b>	<b>0</b>	<b>23</b>
<b>19. Sangrur</b>											
1	Malerkotla	0	0	0	0	0	0	0	0	0	0
2	Sangrur	0	0	0	0	0	0	0	0	0	0
3	Sunam	0	0	0	0	0	0	0	0	0	0
4	Dhuri	0	0	0	0	0	0	0	0	0	0
5	Longowal	0	0	0	0	0	0	0	0	0	0
6	Ahmedgarh	0	0	0	0	0	0	0	0	0	0
7	Lehragaga	0	0	0	0	0	0	0	0	0	0
8	Bhiwanigarh	0	0	0	0	0	0	0	0	0	0
9	Khanauri	0	0	0	0	0	0	0	0	0	0
10	Cheema	0	0	0	0	0	0	0	0	0	0
11	Dirba	0	0	0	0	0	0	0	0	0	0
12	Moonak	0	0	0	0	0	0	0	0	0	0
13	Amargarh	0	0	0	0	0	0	0	0	0	0
	<b>Sub-Total</b>	<b>0</b>	<b>0</b>	<b>0</b>	<b>0</b>	<b>0</b>	<b>0</b>	<b>0</b>	<b>0</b>	<b>0</b>	<b>0</b>
<b>20. Barnala</b>											
1	Barnala	0	0	0	0	0	0	0	0	0	0
2	Tapa	0	0	0	0	0	0	0	0	0	0
3	Bhadaur	0	0	0	0	0	0	0	0	0	0
4	Dhanoula	0	0	0	0	0	0	0	0	0	0
5	Handiaya	0	0	0	0	0	0	0	0	0	0
	<b>Sub-Total</b>	<b>0</b>	<b>0</b>	<b>0</b>	<b>0</b>	<b>0</b>	<b>0</b>	<b>0</b>	<b>0</b>	<b>0</b>	<b>0</b>
<b>21. Fazilka</b>											
1	Abohar	0	0	0	0	0	0	0	0	0	0
2	Jalalabad	0	0	0	0	0	0	0	0	0	0
3	Fazilka	0	0	0	0	0	0	0	0	0	0
4	Arni Wala Sheikh Suban	0	0	0	0	0	0	0	0	0	0
	<b>Sub-Total</b>	<b>0</b>	<b>0</b>	<b>0</b>	<b>0</b>	<b>0</b>	<b>0</b>	<b>0</b>	<b>0</b>	<b>0</b>	<b>0</b>
<b>22. Pathankot</b>											
1	Pathankot	0	0	0	0	0	0	0	0	0	0
2	sujanpur	0	0	0	0	0	0	0	0	0	0
	<b>Sub-Total</b>	<b>0</b>	<b>0</b>	<b>0</b>	<b>0</b>	<b>0</b>	<b>0</b>	<b>0</b>	<b>0</b>	<b>0</b>	<b>0</b>
	<b>Grand Total</b>	<b>5</b>	<b>19</b>	<b>4</b>	<b>6</b>	<b>6</b>	<b>3</b>	<b>2</b>	<b>1</b>	<b>0</b>	<b>46</b>

**Vital and Health Statistics**  
**Table No. 4.3 No. of Ayurvedic/Unani Hospitals, Dispensaries and Other Facilities**  
**(Government) 2015-16**

S.No./ Name of the District	Name of the Municipality/ Municipal Corpn.	Hospitals	Dispensaries	Health Centres	Beds	Patients Treated	
						Indoor	Outdoor
1/2	3	4	5	6	7	8	9
<b>1. Kapurthala</b>							
1	Kapurthala	0	4	0	0	0	21122
2	Phagwara	0	2	1	0	0	23120
3	Sultanpur Lodhi	0	1	0	0	0	2480
4	Dhilwan	0	1	0	0	0	2062
5	Begowal	0	1	0	0	0	7005
6	Bhulath	0	1	0	0	0	0
7	Nadala	0	0	0	0	0	0
	<b>Sub-Total</b>	<b>0</b>	<b>10</b>	<b>1</b>	<b>0</b>	<b>0</b>	<b>55789</b>
<b>2. Fatehgarh Sahib</b>							
1	Amlah	0	0	0	0	0	0
2	Sirhind	0	2	0	0	0	12510
3	Gobindgarh	0	1	0	0	0	9115
4	Bassi Pathana	0	0	0	0	0	0
5	Khamano	0	1	0	0	0	10985
	<b>Sub-Total</b>	<b>0</b>	<b>4</b>	<b>0</b>	<b>0</b>	<b>0</b>	<b>32610</b>
<b>3. Mansa</b>							
1	Mansa	0	1	0	0	0	11436
2	Budhlada	0	0	0	0	0	0
3	Bareta	0	1	0	0	0	10821
4	Bhikhi	0	0	0	0	0	0
5	Sardulgarh	0	0	0	0	0	0
6	joga	0	1	0	0	0	7887
7	Boha	0	0	0	0	0	0
	<b>Sub-Total</b>	<b>0</b>	<b>3</b>	<b>0</b>	<b>0</b>	<b>0</b>	<b>30144</b>
<b>4. Firozpur</b>							
1	Firozpur	0	1	0	0	0	9035
2	Talwandi Bhai	0	1	0	0	0	7888
3	Zira	0	1	0	0	0	7685
4	Guru Har Sahai	0	0	0	0	0	0
5	Makhu	0	1	0	0	0	8469
6	Mudakki	0	0	0	0	0	0
7	Malanwali khas	0	0	0	0	0	0
8	Mamdot	0	0	0	0	0	0
	<b>Sub-Total</b>	<b>0</b>	<b>4</b>	<b>0</b>	<b>0</b>	<b>0</b>	<b>33077</b>
<b>5. Ludhiana</b>							
1	Ludhiana	1	6	1	50	0	46573
2	Samrala	0	1	0	0	0	4706
3	Khanna	0	0	1	0	0	5979
4	Doraha	0	0	0	0	0	0
5	Jagraon	0	0	1	0	0	4792
6	Raikot	0	1	0	0	0	3458
7	Mulanpur	0	0	0	0	0	0
8	Payal	0	1	0	0	0	6494
9	Machhiwara	0	0	0	0	0	0
10	Maloud	0	0	0	0	0	0
11	Sahnewal	0	0	0	0	0	0
	<b>Sub-Total</b>	<b>1</b>	<b>9</b>	<b>3</b>	<b>50</b>	<b>0</b>	<b>72002</b>
<b>6. Patiala</b>							
1	Ghagga	0	1	0	0	0	11425
2	Bhadson	0	0	0	0	0	0
3	Ghanaur	0	0	0	0	0	0
4	Nabha	0	1	0	5	0	13707
5	Patiala	2	3	0	106	15678	138132
6	Patran	0	0	0	0	0	0
7	Rajpura	0	1	0	0	0	13109
8	Samana	0	1	0	0	0	31575
9	Sanaur	0	1	0	0	0	11404
	<b>Sub-Total</b>	<b>2</b>	<b>8</b>	<b>0</b>	<b>111</b>	<b>15678</b>	<b>219352</b>
<b>7. Amritsar</b>							
1	Amritsar	0	3	1	0	0	34868
2	Jandiala	0	0	0	0	0	0
3	Ramdass	0	0	0	0	0	0
4	Majitha	0	0	0	0	0	0
5	Rayya	0	0	0	0	0	0
6	Raja Sansi	0	0	0	0	0	0
7	Ajnala	0	0	0	0	0	0
	<b>Sub-Total</b>	<b>0</b>	<b>3</b>	<b>1</b>	<b>0</b>	<b>0</b>	<b>34868</b>

S.No./ Name of the District	Name of the Municipality/ Municipal Corpn.	Hospitals	Dispensaries	Health Centres	Beds	Patients Treated	
						Indoor	Outdoor
1/2	3	4	5	6	7	8	9
<b>8. Tarn Taran</b>							
1	Tarn Taran	0	0	0	0	0	0
2	Patti	0	0	0	0	0	0
3	Khemkaran	0	0	0	0	0	0
4	Bhikhiwind	0	0	0	0	0	0
	<b>Sub-Total</b>	<b>0</b>	<b>0</b>	<b>0</b>	<b>0</b>	<b>0</b>	<b>0</b>
<b>9. Hoshiarpur</b>							
1	Sham Churasi	0	0	0	0	0	0
2	Hoshiarpur	0	2	0	0	0	15876
3	Hariyana	1	0	0	4	0	0
4	Gardhiwal	0	1	0	0	0	0
5	Garh Shankar	0	0	0	0	0	0
6	Tanda	0	1	0	0	0	10256
7	Dasuya	0	0	0	0	0	0
8	Mukerian	0	0	0	0	0	0
9	Mahilpur	0	0	0	0	0	0
10	Talwara	0	0	0	0	0	0
	<b>Sub-Total</b>	<b>1</b>	<b>4</b>	<b>0</b>	<b>4</b>	<b>0</b>	<b>26132</b>
<b>10. Shaheed Bhagat Singh Nagar</b>							
1	S.B.S. Nagar	0	0	0	0	0	0
2	Banga	0	0	0	0	0	0
3	Balachaur	0	0	0	0	0	0
4	Rahon	0	0	0	0	0	0
5	<b>Sub-Total</b>	<b>0</b>	<b>0</b>	<b>0</b>	<b>0</b>	<b>0</b>	<b>0</b>
<b>11. Gurdaspur</b>							
1	Qadian	0	0	0	0	0	0
2	Shri Hargobindpur	0	0	0	0	0	0
3	Dina Nagar	0	0	0	0	0	0
4	Batala	0	0	1	0	0	3715
5	Dhariwal	0	0	0	0	0	0
6	Dera Baba Nanak	0	0	0	0	0	0
7	Gurdaspur	0	1	0	0	0	9805
8	Fatehgarh Churian	0	0	0	0	0	0
	<b>Sub-Total</b>	<b>0</b>	<b>1</b>	<b>1</b>	<b>0</b>	<b>0</b>	<b>13520</b>
<b>12. Faridkot</b>							
1	Faridkot	0	1	1	5	0	15205
2	Kotkapura	0	0	0	0	0	0
3	Jaitu	0	0	0	0	0	0
	<b>Sub-Total</b>	<b>0</b>	<b>1</b>	<b>1</b>	<b>5</b>	<b>0</b>	<b>15205</b>
<b>13. Muktsar</b>							
1	Muktsar	0	0	0	0	0	0
2	Malout	1	1	0	0	0	79
3	Gidderbaha	0	0	0	0	0	0
4	Bariwala	1	0	0	0	0	18
	<b>Sub-Total</b>	<b>2</b>	<b>1</b>	<b>0</b>	<b>0</b>	<b>0</b>	<b>97</b>
<b>14. Moga</b>							
1	Dharamkot	0	0	0	0	0	0
2	Badhni Kalan	0	0	0	0	0	0
3	Bagha Purana	0	0	0	0	0	0
4	Moga	0	2	0	0	0	0
5	Nihal Singh Wala	0	0	0	0	0	0
6	Kot Ise Khan	0	0	0	0	0	0
	<b>Sub-Total</b>	<b>0</b>	<b>2</b>	<b>0</b>	<b>0</b>	<b>0</b>	<b>0</b>
<b>15. Rupnagar</b>							
1	Rupnagar	0	2	0	0	0	15455
2	Morinda	0	0	0	0	0	0
3	Shri Anadpur Sahib	0	0	0	0	0	0
4	Nangal	0	1	0	0	0	2437
5	Chamkaur Sahib	0	0	0	0	0	0
6	Shri Kiratpur Sahib	0	0	0	0	0	0
	<b>Sub-Total</b>	<b>0</b>	<b>3</b>	<b>0</b>	<b>0</b>	<b>0</b>	<b>17892</b>
<b>16. Sahibzada Ajit Singh Nagar</b>							
1	S.A.S. Nagar	0	4	0	0	0	35248
2	Kurali	0	0	0	0	0	0
3	Kharar	1	1	0	0	0	6421
4	Dera Bassi	0	1	0	0	0	7579
5	Zirakpur	0	1	0	0	0	3510
6	Naya-Gaon	0	0	0	0	0	0
7	Banur	0	1	0	0	0	2158
8	Lalru	0	0	0	0	0	0
	<b>Sub-Total</b>	<b>1</b>	<b>8</b>	<b>0</b>	<b>0</b>	<b>0</b>	<b>54916</b>

S.No./ Name of the District	Name of the Municipality/ Municipal Corpn.	Hospitals	Dispensaries	Health Centres	Beds	Patients Treated	
						Indoor	Outdoor
1/2	3	4	5	6	7	8	9
<b>17. Bathinda</b>							
1	Bathinda	1	7	0	50	26	12132
2	Bhucho	0	1	0	0	0	1232
3	Goniana	0	1	0	0	0	1610
4	Kot Fattah	0	1	0	0	0	1423
5	Maur	0	1	1	5	0	11826
6	Rama	0	1	0	0	0	2956
7	Rampura Phool	0	1	0	0	0	2863
8	Sangat	0	1	0	0	0	1483
9	Talwandi Sabo	0	0	0	0	0	0
10	Bhgta	0	4	0	0	0	12418
11	Kot Shamir	0	1	0	0	0	2073
12	Lehra Mohabbat	0	0	0	0	0	0
13	Nathana	0	3	0	0	0	8341
14	Chowke	0	0	0	0	0	0
15	Rampura	0	4	0	0	0	11524
16	Balianwali	0	1	0	0	0	1547
17	Mandi Kalan	0	1	0	0	0	1436
18	Maluka	0	0	0	0	0	0
19	Bhai Rupa	0	0	0	0	0	0
20	Kotha Guru	0	3	2	0	0	8238
21	Mehraj	0	2	0	0	0	8754
	<b>Sub-Total</b>	<b>1</b>	<b>33</b>	<b>3</b>	<b>55</b>	<b>26</b>	<b>89856</b>
<b>18. Jalandhar</b>							
1	Adampur	0	0	0	0	0	0
2	Alawalpur	0	0	0	0	0	0
3	Jalandhar	1	12	0	10	215	47822
4	Kartarpur	0	0	0	0	0	0
5	Nakodar	0	1	0	0	0	18875
6	Noor Mahal	1	1	0	0	0	16285
7	Philaur	0	1	0	0	0	6194
8	Shahkot	0	0	0	0	0	0
9	Goraya	0	0	0	0	0	0
10	Bhogpur	0	0	0	0	0	0
11	Lohian Khas	0	0	0	0	0	0
	<b>Sub-Total</b>	<b>2</b>	<b>15</b>	<b>0</b>	<b>10</b>	<b>215</b>	<b>89176</b>
<b>19. Sangrur</b>							
1	Malerkotla	0	1	0	0	0	11409
2	Sangrur	0	1	0	0	0	12538
3	Sunam	0	1	0	0	0	9935
4	Dhuri	0	1	0	0	0	12474
5	Longowal	0	1	0	0	0	11050
6	Ahmedgarh	0	0	0	0	0	0
7	Lehragaga	0	0	0	0	0	0
8	Bhiwanigarh	0	1	0	0	0	11076
9	Khanauri	0	0	0	0	0	0
10	Cheema	0	0	0	0	0	0
11	Dirba	0	1	0	0	0	8460
12	Moonak	0	0	0	0	0	0
13	Amargarh	0	1	0	0	0	10527
	<b>Sub-Total</b>	<b>0</b>	<b>8</b>	<b>0</b>	<b>0</b>	<b>0</b>	<b>87469</b>
<b>20. Barnala</b>							
1	Barnala	0	1	0	0	0	10419
2	Tapa	0	0	0	0	0	0
3	Bhadaur	0	0	0	0	0	0
4	Dhanoula	0	0	0	0	0	0
5	Handiaya	0	0	0	0	0	0
	<b>Sub-Total</b>	<b>0</b>	<b>1</b>	<b>0</b>	<b>0</b>	<b>0</b>	<b>10419</b>
<b>21. Fazilka</b>							
1	Abohar	0	1	0	0	0	21214
2	Jalalabad	0	0	0	0	0	0
3	Fazilka	0	0	0	0	0	0
4	Arni Wala Sheikh Suban	0	0	0	0	0	0
	<b>Sub-Total</b>	<b>0</b>	<b>1</b>	<b>0</b>	<b>0</b>	<b>0</b>	<b>21214</b>
<b>22. Pathankot</b>							
1	Pathankot	0	4	0	2	0	14100
2	sujanpur	0	1	0	0	0	1397
	<b>Sub-Total</b>	<b>0</b>	<b>5</b>	<b>0</b>	<b>2</b>	<b>0</b>	<b>15497</b>
	<b>Grand Total</b>	<b>10</b>	<b>124</b>	<b>10</b>	<b>237</b>	<b>15919</b>	<b>919235</b>

**Vital and Health Statistics**  
**Table No. 4.4 No. of Homeopathic Hospitals, Dispensaries and Other Facilities**  
**(Government) 2015-16**

SN/ Name of the District	Name of the Municipality/ Municipal Corpn.	Hospitals	Dispensaries	Health Centres	Beds	Patients Treated	
						Indoor	Outdoor
1/2	3	4	5	6	7	8	9
<b>1. Kapurthala</b>							
1	Kapurthala	0	1	0	0	0	21121
2	Phagwara	0	1	0	0	0	18328
3	Sultanpur Lodhi	0	1	0	0	0	2660
4	Dhilwan	0	0	0	0	0	0
5	Begowal	0	1	0	0	0	0
6	Bhulath	0	0	0	0	0	0
7	Nadala	0	0	0	0	0	0
	<b>Sub-Total</b>	<b>0</b>	<b>4</b>	<b>0</b>	<b>0</b>	<b>0</b>	<b>42109</b>
<b>2. Fatehgarh Sahib</b>							
1	Amlon	0	0	0	0	0	0
2	Sirhind	0	2	0	0	0	23022
3	Gobindgarh	0	1	0	0	0	20521
4	Bassi Pathana	0	1	0	0	0	15300
5	Khamano	0	1	0	0	0	15313
	<b>Sub-Total</b>	<b>0</b>	<b>5</b>	<b>0</b>	<b>0</b>	<b>0</b>	<b>74156</b>
<b>3. Mansa</b>							
1	Mansa	0	1	0	0	0	13840
2	Budhlada	0	0	0	0	0	0
3	Bareta	0	0	0	0	0	0
4	Bhikhi	0	1	0	0	0	17103
5	Sardulgarh	0	0	0	0	0	0
6	joga	0	0	0	0	0	0
7	Boha	0	0	0	0	0	0
	<b>Sub-Total</b>	<b>0</b>	<b>2</b>	<b>0</b>	<b>0</b>	<b>0</b>	<b>30943</b>
<b>4. Firozpur</b>							
1	Firozpur	0	1	0	0	0	15231
2	Talwandi Bhai	0	0	0	0	0	0
3	Zira	0	1	0	0	0	23690
4	Guru Har Sahai	0	1	0	0	0	14345
5	Makhu	0	0	0	0	0	0
6	Mudakki	0	0	0	0	0	0
7	Malanwali khas	0	0	0	0	0	0
8	Mamdot	0	0	0	0	0	0
	<b>Sub-Total</b>	<b>0</b>	<b>3</b>	<b>0</b>	<b>0</b>	<b>0</b>	<b>53266</b>
<b>5. Ludhiana</b>							
1	Ludhiana	0	2	0	0	0	47632
2	Samrala	0	1	0	0	0	18613
3	Khanna	0	0	0	0	0	0
4	Doraha	0	0	0	0	0	0
5	Jagraon	0	1	0	0	0	13515
6	Raikot	0	0	0	0	0	0
7	Mulanpur	0	1	0	0	0	29016
8	Payal	0	0	0	0	0	0
9	Machhiwara	0	1	0	0	0	24317
10	Maloud	0	0	0	0	0	0
11	Sahnewal	0	1	0	0	0	28170
	<b>Sub-Total</b>	<b>0</b>	<b>7</b>	<b>0</b>	<b>0</b>	<b>0</b>	<b>161263</b>
<b>6. Patiala</b>							
1	Ghagga	0	0	0	0	0	0
2	Bhadson	0	0	0	0	0	0
3	Ghanaur	0	0	0	0	0	0
4	Nabha	0	1	0	0	0	33617
5	Patiala	0	1	0	0	0	208270
6	Patran	0	0	0	0	0	0
7	Rajpura	0	1	0	0	0	36712
8	Samana	0	1	0	0	0	43123
9	Sanaur	0	0	0	0	0	0
	<b>Sub-Total</b>	<b>0</b>	<b>4</b>	<b>0</b>	<b>0</b>	<b>0</b>	<b>321722</b>
<b>7. Amritsar</b>							
1	Amritsar	0	1	0	0	0	13108
2	Jandiala	0	1	0	0	0	9218
3	Ramdas	0	0	0	0	0	0
4	Majitha	0	1	0	0	0	3670
5	Rayya	0	0	0	0	0	0
6	Raja Sansi	0	0	0	0	0	0
7	Ajnala	0	0	0	0	0	0
	<b>Sub-Total</b>	<b>0</b>	<b>3</b>	<b>0</b>	<b>0</b>	<b>0</b>	<b>25996</b>

SN/ Name of the District	Name of the Municipality/ Municipal Corp'n.	Hospitals	Dispensaries	Health Centres	Beds	Patients Treated	
						Indoor	Outdoor
1/2	3	4	5	6	7	8	9
<b>8. Tarn Taran</b>							
1	Tarn Taran	0	1	0	0	0	0
2	Patti	0	1	0	0	0	0
3	Khemkaran	0	0	0	0	0	0
4	Bhikhiwind	0	0	0	0	0	0
	<b>Sub-Total</b>	<b>0</b>	<b>2</b>	<b>0</b>	<b>0</b>	<b>0</b>	<b>0</b>
<b>9. Hoshiarpur</b>							
1	Sham Churasi	0	0	0	0	0	0
2	Hoshiarpur	0	1	0	0	0	15400
3	Hariyana	0	0	0	0	0	0
4	Gardhiwal	0	1	0	0	0	789
5	Garh Shankar	0	1	0	0	0	9790
6	Tanda	0	0	0	0	0	0
7	Dasuya	0	0	0	0	0	0
8	Mukerian	0	1	0	0	0	5327
9	Mahilpur	0	1	0	0	0	4216
10	Talwara	0	0	0	0	0	0
	<b>Sub-Total</b>	<b>0</b>	<b>5</b>	<b>0</b>	<b>0</b>	<b>0</b>	<b>35522</b>
<b>10. Shaheed Bhagat Singh Nagar</b>							
1	S.B.S. Nagar	1	0	0	0	0	15500
2	Banga	0	0	0	0	0	0
3	Balachaur	1	0	0	0	0	11281
4	Rahon	0	0	0	0	0	0
	<b>Sub-Total</b>	<b>2</b>	<b>0</b>	<b>0</b>	<b>0</b>	<b>0</b>	<b>26781</b>
<b>11. Gurdaspur</b>							
1	Qadian	0	0	0	0	0	0
2	Shri Hargobindpur	0	0	0	0	0	0
3	Dina Nagar	0	1	0	0	0	10400
4	Batala	0	2	0	0	0	19800
5	Dhariwal	0	0	0	0	0	0
6	Dera Baba Nanak	0	0	0	0	0	0
7	Gurdaspur	0	2	0	0	0	22800
8	Fatehgarh Churian	0	1	0	0	0	10100
	<b>Sub-Total</b>	<b>0</b>	<b>6</b>	<b>0</b>	<b>0</b>	<b>0</b>	<b>63100</b>
<b>12. Faridkot</b>							
1	Faridkot	0	2	0	0	0	27201
2	Kotkapura	0	1	0	0	0	30480
3	Jaitu	0	0	0	0	0	0
	<b>Sub-Total</b>	<b>0</b>	<b>3</b>	<b>0</b>	<b>0</b>	<b>0</b>	<b>57681</b>
<b>13. Muktsar</b>							
1	Muktsar	0	0	0	0	0	0
2	Malout	0	0	0	0	0	0
3	Gidderbaha	0	0	0	0	0	0
4	Bariwala	0	0	0	0	0	0
	<b>Sub-Total</b>	<b>0</b>	<b>0</b>	<b>0</b>	<b>0</b>	<b>0</b>	<b>0</b>
<b>14. Moga</b>							
1	Dharamkot	0	0	0	0	0	0
2	Badhni Kalan	0	0	0	0	0	0
3	Bagha Purana	0	3	0	0	0	0
4	Moga	1	0	0	0	0	0
5	Nihal Singh Wala	0	0	0	0	0	0
6	Kot Ise Khan	0	0	0	0	0	0
	<b>Sub-Total</b>	<b>1</b>	<b>3</b>	<b>0</b>	<b>0</b>	<b>0</b>	<b>0</b>
<b>15. Rupnagar</b>							
1	Rupnagar	0	1	0	0	0	16472
2	Morinda	0	0	0	0	0	0
3	Shri Anadpur Sahib	0	0	0	0	0	0
4	Nangal	0	1	0	0	0	1153
5	Chamkaur Sahib	0	0	0	0	0	0
6	Shri Kiratpur Sahib	0	0	0	0	0	0
	<b>Sub-Total</b>	<b>0</b>	<b>2</b>	<b>0</b>	<b>0</b>	<b>0</b>	<b>17625</b>
<b>16. Sahibzada Ajit Singh Nagar</b>							
1	S.A.S. Nagar	0	6	0	0	0	107657
2	Kurali	0	1	0	0	0	12410
3	Kharar	0	1	0	0	0	17963
4	Dera Bassi	0	1	0	0	0	32526
5	Zirakpur	0	1	0	0	0	16033
6	Naya-Gaon	0	1	0	0	0	15192
7	Banur	0	1	0	0	0	12863
8	Lalru	0	0	0	0	0	0
	<b>Sub-Total</b>	<b>0</b>	<b>12</b>	<b>0</b>	<b>0</b>	<b>0</b>	<b>214644</b>

SN/ Name of the District	Name of the Municipality/ Municipal Corp.	Hospitals	Dispensaries	Health Centres	Beds	Patients Treated	
						Indoor	Outdoor
1/2	3	4	5	6	7	8	9
<b>17. Bathinda</b>							
1	Bathinda	0	2	0	0	0	27448
2	Bhucho	0	1	0	0	0	9583
3	Kot Fattah	0	0	0	0	0	0
4	Maur	0	0	0	0	0	0
5	Rama	0	0	0	0	0	0
6	Rampura Phool	0	1	0	0	0	12735
7	Sangat	0	1	0	0	0	6566
8	Talwandi Sabo	0	1	0	0	0	22184
9	Bhgta	0	0	0	0	0	0
10	Kot Shamir	0	0	0	0	0	0
11	Lehra Mohabbat	0	0	0	0	0	0
12	Nathana	0	1	0	0	0	910
13	Chowke	0	0	0	0	0	0
14	Rampura	0	0	0	0	0	0
15	Balianwali	0	0	0	0	0	0
16	Mandi Kalan	0	0	0	0	0	0
17	Maluka	0	0	0	0	0	0
18	Bhai Rupa	0	0	0	0	0	0
19	Kotha Guru	0	0	0	0	0	0
20	Mehraj	0	0	0	0	0	0
	<b>Sub-Total</b>	<b>0</b>	<b>7</b>	<b>0</b>	<b>0</b>	<b>0</b>	<b>79426</b>
<b>18. Jalandhar</b>							
1	Adampur	0	0	0	0	0	0
2	Alawalpur	0	0	0	0	0	0
3	Jalandhar	0	1	0	0	0	54934
4	Kartarpur	0	0	0	0	0	0
5	Nakodar	0	1	0	0	0	32618
6	Noor Mahal	0	1	0	0	0	15842
7	Philaur	0	1	0	0	0	16135
8	Shahkot	0	0	0	0	0	0
9	Goraya	0	0	0	0	0	0
10	Bhogpur	0	0	0	0	0	0
11	Lohian Khas	0	0	0	0	0	0
12	Mehatpur	0	0	0	0	0	0
	<b>Sub-Total</b>	<b>0</b>	<b>4</b>	<b>0</b>	<b>0</b>	<b>0</b>	<b>119529</b>
<b>19. Sangrur</b>							
1	Malerkotla	0	2	0	0	0	45294
2	Sangrur	0	2	0	10	0	36895
3	Sunam	0	2	0	0	0	29528
4	Dhuri	0	1	0	1	0	28572
5	Longowal	0	1	0	0	0	3253
6	Ahmedgarh	0	1	0	0	0	22532
7	Lehragaga	0	1	0	0	0	2287
8	Bhiwanigarh	0	1	0	0	0	12610
9	Khanauri	0	0	0	0	0	0
10	Cheema	0	0	0	0	0	0
11	Dirba	0	0	0	0	0	0
12	Moonak	0	0	0	0	0	0
13	Amargarh	0	1	0	0	0	9582
	<b>Sub-Total</b>	<b>0</b>	<b>12</b>	<b>0</b>	<b>11</b>	<b>0</b>	<b>190553</b>
<b>20. Barnala</b>							
1	Barnala	0	2	0	0	0	28505
2	Tapa	0	0	0	0	0	0
3	Bhadaur	0	1	0	0	0	3714
4	Dhanoula	0	1	0	0	0	12156
5	Handiaya	0	0	0	0	0	0
	<b>Sub-Total</b>	<b>0</b>	<b>4</b>	<b>0</b>	<b>0</b>	<b>0</b>	<b>44375</b>
<b>21. Fazilka</b>							
1	Abohar	0	1	0	0	0	18420
2	Jalalabad	0	0	0	0	0	0
3	Fazilka	0	1	0	0	0	0
4	Arni Wala Sheikh Suban	0	0	0	0	0	0
	<b>Sub-Total</b>	<b>0</b>	<b>2</b>	<b>0</b>	<b>0</b>	<b>0</b>	<b>18420</b>
<b>22. Pathankot</b>							
1	Pathankot	0	0	0	0	0	0
2	sujanpur	0	1	0	2	0	1417
	<b>Sub-Total</b>	<b>0</b>	<b>1</b>	<b>0</b>	<b>2</b>	<b>0</b>	<b>1417</b>
	<b>Grand Total</b>	<b>3</b>	<b>91</b>	<b>0</b>	<b>13</b>	<b>0</b>	<b>1578528</b>

Vital and Health Statistics

Table No. 5 No. of Beds in Hospitals and Patients Treated (Allopathic Institutions) 2015-16

S.No./ Name of the District	Name of the Municipality/ Municipal Corpn.	Govt. Institutions				Municipal Institutions				Aided Institutions			
		Beds	Patients Treated			Beds	Patients Treated			Beds	Patients Treated		
			Indoor	Outdoor	Total		Indoor	Outdoor	Total		Indoor	Outdoor	Total
1/2	3	4	5	6	7	8	9	10	11	12	13	14	15
<b>1. Kapurthala</b>													
1	Kapurthala	130	11906	193344	205250	0	0	0	0	20	103	1215	1318
2	Phagwara	100	9040	106963	116003	0	0	0	0	0	0	0	0
3	Sultanpur Lodhi	50	4446	64710	69156	0	0	0	0	0	0	0	0
4	Dhilwan	6	661	22897	23558	0	0	0	0	0	0	0	0
5	Begowal	30	815	18971	19786	0	0	0	0	0	0	0	0
6	Bhulath	50	1210	26706	27916	0	0	0	0	0	0	0	0
7	Nadala	0	0	2640	2640	0	0	0	0	0	0	0	0
	<b>Sub-Total</b>	<b>366</b>	<b>28078</b>	<b>436231</b>	<b>464309</b>	<b>0</b>	<b>0</b>	<b>0</b>	<b>0</b>	<b>20</b>	<b>103</b>	<b>1215</b>	<b>1318</b>
<b>2. Fatehgarh Sahib</b>													
1	Amlah	30	3398	37805	41203	0	0	0	0	0	0	0	0
2	Sirhind	70	5638	140781	146419	0	0	0	0	0	0	0	0
3	Gobindgarh	80	5562	137510	143072	0	0	0	0	0	0	0	0
4	Bassi Pathana	30	816	23800	24616	0	0	0	0	0	0	0	0
5	Khamano	30	1664	29423	31087	0	0	0	0	0	0	0	0
	<b>Sub-Total</b>	<b>240</b>	<b>17078</b>	<b>369319</b>	<b>386397</b>	<b>0</b>	<b>0</b>	<b>0</b>	<b>0</b>	<b>0</b>	<b>0</b>	<b>0</b>	<b>0</b>
<b>3. Mansa</b>													
1	Mansa	100	15448	157602	173050	0	0	0	0	0	0	0	0
2	Budhlada	30	5125	41030	46155	0	0	0	0	0	0	0	0
3	Bareta	25	12354	15452	27806	0	0	0	0	0	0	0	0
4	Bhikki	12	2122	40124	42246	0	0	0	0	0	0	0	0
5	Sardulgarh	24	5014	51248	56262	0	0	0	0	0	0	0	0
6	joga	6	365	8895	9260	0	0	0	0	0	0	0	0
7	Boha	0	0	0	0	0	0	0	0	0	0	0	0
	<b>Sub-Total</b>	<b>197</b>	<b>40428</b>	<b>314351</b>	<b>354779</b>	<b>0</b>	<b>0</b>	<b>0</b>	<b>0</b>	<b>0</b>	<b>0</b>	<b>0</b>	<b>0</b>
<b>4. Firozpur</b>													
1	Firozpur	100	9643	185305	194948	0	0	0	0	0	0	0	0
2	Talwandi Bhai	4	275	6931	7206	0	0	0	0	0	0	0	0
3	Zira	35	1950	31175	33125	0	0	0	0	0	0	0	0
4	Guru Har Sahai	30	42687	1305	43992	0	0	0	0	0	0	0	0
5	Makhu	30	732	15237	15969	0	0	0	0	0	0	0	0
6	Mudakki	7	260	10002	10262	0	0	0	0	0	0	0	0
7	Malanwali khas	6	240	4807	5047	0	0	0	0	0	0	0	0
8	Mamdot	30	1500	24808	26308	0	0	0	0	0	0	0	0
	<b>Sub-Total</b>	<b>242</b>	<b>57287</b>	<b>279570</b>	<b>336857</b>	<b>0</b>	<b>0</b>	<b>0</b>	<b>0</b>	<b>0</b>	<b>0</b>	<b>0</b>	<b>0</b>
<b>5. Ludhiana</b>													
1	Ludhiana	384	246876	1010119	1256995	0	0	61547	61547	0	0	0	0
2	Samrala	50	4602	68192	72794	0	0	0	0	0	0	0	0
3	Khanna	50	7223	145236	152459	0	0	0	0	0	0	0	0
4	Doraha	0	0	6832	6832	0	0	0	0	0	0	0	0
5	Jagraon	50	8937	147178	156115	0	0	0	0	0	0	0	0
6	Raikot	50	3548	45207	48755	0	0	0	0	0	0	0	0
7	Mulanpur	6	149	17162	17311	0	0	0	0	0	0	0	0
8	Payal	30	3926	44637	48563	0	0	0	0	0	0	0	0
9	Machhiwara	30	4392	64158	68550	0	0	0	0	0	0	0	0
10	Maloud	30	4087	62416	66503	0	0	0	0	0	0	0	0
11	Sahnewal	30	2842	41338	44180	0	0	0	0	0	0	0	0
	<b>Sub-Total</b>	<b>710</b>	<b>286582</b>	<b>1652475</b>	<b>1939057</b>	<b>0</b>	<b>0</b>	<b>61547</b>	<b>61547</b>	<b>0</b>	<b>0</b>	<b>0</b>	<b>0</b>











S.No./ Name of the District	Name of the Municipality/ Municipal Corpn.	Govt. Institutions				Municipal Institutions				Aided Institutions			
		Beds	Patients Treated			Beds	Patients Treated			Beds	Patients Treated		
			Indoor	Outdoor	Total		Indoor	Outdoor	Total		Indoor	Outdoor	Total
1/2	3	4	5	6	7	8	9	10	11	12	13	14	15
17	Mandi Kalan	10	351	533	884	0	0	0	0	0	0	0	0
18	Maluka	5	274	463	737	0	0	0	0	0	0	0	0
19	Bhai Rupa	10	401	658	1059	0	0	0	0	0	0	0	0
20	Kotha Guru	2	85	219	304	0	0	0	0	0	0	0	0
21	Mehraj	25	497	941	1438	0	0	0	0	0	0	0	0
	<b>Sub-Total</b>	<b>537</b>	<b>52127</b>	<b>131448</b>	<b>183575</b>	<b>0</b>	<b>0</b>	<b>0</b>	<b>0</b>	<b>0</b>	<b>0</b>	<b>0</b>	<b>0</b>
<b>18. Jalandhar</b>													
1	Adampur	10	19658	36984	56642	0	0	0	0	0	0	0	0
2	Alawalpur	0	0	0	0	0	0	0	0	0	0	0	0
3	Jalandhar	531	19864	710912	730776	0	0	0	0	0	0	0	0
4	Kartarpur	30	3178	74115	77293	0	0	0	0	0	0	0	0
5	Nakodar	50	6294	337862	344156	0	0	0	0	0	0	0	0
6	Noor Mahal	0	0	16430	16430	0	0	0	0	0	0	0	0
7	Philaur	19	0	6198	6198	0	0	0	0	0	0	0	0
8	Shahkot	0	0	0	0	0	0	0	0	0	0	0	0
9	Goraya	0	32814	32814	65628	0	0	0	0	0	0	0	0
10	Bhogpur	0	0	0	0	0	0	0	0	0	0	0	0
11	Lohian Khas	0	0	0	0	0	0	0	0	0	0	0	0
12	Mehatpur	0	0	0	0	0	0	0	0	0	0	0	0
	<b>Sub-Total</b>	<b>640</b>	<b>81808</b>	<b>1215315</b>	<b>1297123</b>	<b>0</b>	<b>0</b>	<b>0</b>	<b>0</b>	<b>0</b>	<b>0</b>	<b>0</b>	<b>0</b>
<b>19. Sangrur</b>													
1	Malerkotla	110	10990	179336	190326	0	0	0	0	0	0	0	0
2	Sangrur	156	19987	319876	339863	0	0	0	0	0	0	0	0
3	Sunam	50	3716	70752	74468	0	0	0	0	0	0	0	0
4	Dhuri	50	4579	111894	116473	0	0	0	0	0	0	0	0
5	Longowal	30	261	14843	15104	0	0	0	0	0	0	0	0
6	Ahmedgarh	30	2386	51793	54179	0	0	0	0	0	0	0	0
7	Lehrgaga	30	1879	37162	39041	0	0	0	0	0	0	0	0
8	Bhiwanigarh	30	2969	3889	6858	0	0	0	0	0	0	0	0
9	Khanauri	6	56	6998	7054	0	0	0	0	0	0	0	0
10	Cheema	20	522	7510	8032	0	0	0	0	0	0	0	0
11	Dirba	5	56	1366	1422	0	0	0	0	0	0	0	0
12	Moonak	30	132	16556	16688	0	0	0	0	0	0	0	0
13	Amargarh	30	52551	1295	53846	0	0	0	0	0	0	0	0
	<b>Sub-Total</b>	<b>577</b>	<b>100084</b>	<b>823270</b>	<b>923354</b>	<b>0</b>	<b>0</b>	<b>0</b>	<b>0</b>	<b>0</b>	<b>0</b>	<b>0</b>	<b>0</b>
<b>20. Barnala</b>													
1	Barnala	100	19303	154312	173615	0	0	0	0	0	0	0	0
2	Tapa	50	2808	42683	45491	0	0	0	0	0	0	0	0
3	Bhadaur	30	1156	43562	44718	0	0	0	0	0	0	0	0
4	Dhanoula	30	2585	51136	53721	0	0	0	0	0	0	0	0
5	Handiaya	0	0	0	0	0	0	0	0	0	0	0	0
	<b>Sub-Total</b>	<b>210</b>	<b>25852</b>	<b>291693</b>	<b>317545</b>	<b>0</b>	<b>0</b>	<b>0</b>	<b>0</b>	<b>0</b>	<b>0</b>	<b>0</b>	<b>0</b>
<b>21. Fazilka</b>													
1	Abohar	100	9124	19367	28491	0	0	11400	11400	0	0	0	0
2	Jalalabad	30	2116	1987	4103	0	0	0	0	0	0	0	0
3	Fazilka	50	2264	80462	82726	0	0	0	0	0	0	0	0
4	Arni Wala Sheikh Suban	0	0	0	0	0	0	0	0	0	0	0	0
	<b>Sub-Total</b>	<b>180</b>	<b>13504</b>	<b>101816</b>	<b>115320</b>	<b>0</b>	<b>0</b>	<b>11400</b>	<b>11400</b>	<b>0</b>	<b>0</b>	<b>0</b>	<b>0</b>
<b>22. Pathankot</b>													
1	Pathankot	2	242	13546	13788	0	0	0	0	0	0	0	0
2	sujanpur	0	0	0	0	0	0	0	0	0	0	0	0
	<b>Sub-Total</b>	<b>2</b>	<b>242</b>	<b>13546</b>	<b>13788</b>	<b>0</b>	<b>0</b>	<b>0</b>	<b>0</b>	<b>0</b>	<b>0</b>	<b>0</b>	<b>0</b>
	<b>Grand Total</b>	<b>10830</b>	<b>1130489</b>	<b>11429859</b>	<b>12559830</b>	<b>115</b>	<b>4471</b>	<b>173784</b>	<b>178255</b>	<b>168</b>	<b>10142</b>	<b>94875</b>	<b>100009</b>

Vital and Health Statistics

Table No. 6 No. of Medical Personnel and their Salaries (Allopathic Institutions) 2015-16

SN/ Name of the District	Name of the Municipality/ Municipal Corpn.	Govt. Institutions					Municipal Institutions					Aided Institutions				
		Doctors	Nurses and Mid-wives	Para- Medical Persons	Others	Salaries & Allowances Paid (Rs.000)	Doctors	Nurses and Mid-wives	Para- Medical Persons	Others	Salaries & Allowances Paid (Rs.000)	Doctors	Nurses and Mid- wives	Para- Medical Persons	Others	Salaries & Allowances Paid (Rs.000)
1/2	3	4	5	6	7	8	9	10	11	12	13	14	15	16	17	18
<b>1. Kapurthala</b>																
1	Kapurthala	25	35	16	52	93765	0	0	0	0	0	3	5	2	2	6209
2	Phagwara	18	15	20	15	63466	0	0	0	0	0	0	0	0	0	0
3	Sultanpur Lodhi	10	8	9	13	2185	0	0	0	0	0	0	0	0	0	0
4	Dhilwan	3	1	8	5	1123	0	0	0	0	0	0	0	0	0	0
5	Begowal	6	3	9	3	9032	0	0	0	0	0	0	0	0	0	0
6	Bhulath	15	6	14	11	22415	0	0	0	0	0	0	0	0	0	0
7	Nadala	0	1	1	0	1314	0	0	0	0	0	0	0	0	0	0
	<b>Sub-Total</b>	<b>77</b>	<b>69</b>	<b>77</b>	<b>99</b>	<b>193300</b>	<b>0</b>	<b>0</b>	<b>0</b>	<b>0</b>	<b>0</b>	<b>3</b>	<b>5</b>	<b>2</b>	<b>2</b>	<b>6209</b>
<b>2. Fatehgarh Sahib</b>																
1	Amlah	7	5	5	6	19170005	0	0	0	0	0	0	0	0	0	0
2	Sirhind	23	23	43	3	64427122	0	0	0	0	0	0	0	0	0	0
3	Gobindgarh	15	12	13	19	78768386	0	0	0	0	0	0	0	0	0	0
4	Bassi Pathana	6	7	6	12	17113482	0	0	0	0	0	0	0	0	0	0
5	Khamano	5	10	4	3	35437100	0	0	0	0	0	0	0	0	0	0
	<b>Sub-Total</b>	<b>56</b>	<b>57</b>	<b>71</b>	<b>43</b>	<b>214916095</b>	<b>0</b>	<b>0</b>	<b>0</b>	<b>0</b>	<b>0</b>	<b>0</b>	<b>0</b>	<b>0</b>	<b>0</b>	<b>0</b>
<b>3. Mansa</b>																
1	Mansa	24	15	30	30	54771000	0	0	0	0	0	0	0	0	0	0
2	Budhlada	3	7	10	20	21010000	0	0	0	0	0	0	0	0	0	0
3	Bareta	3	6	5	5	8230000	0	0	0	0	0	0	0	0	0	0
4	Bhikhi	7	5	7	13	16800000	0	0	0	0	0	0	0	0	0	0
5	Sardulgarh	16	27	26	41	60308000	0	0	0	0	0	0	0	0	0	0
6	joga	2	6	2	3	5790000	0	0	0	0	0	0	0	0	0	0
7	Boha	0	0	0	0	0	0	0	0	0	0	0	0	0	0	0
	<b>Sub-Total</b>	<b>55</b>	<b>66</b>	<b>80</b>	<b>112</b>	<b>166909000</b>	<b>0</b>	<b>0</b>	<b>0</b>	<b>0</b>	<b>0</b>	<b>0</b>	<b>0</b>	<b>0</b>	<b>0</b>	<b>0</b>
<b>4. Firozpur</b>																
1	Firozpur	30	42	102	11	615000	0	0	0	0	0	0	0	0	0	0
2	Talwandi Bhai	1	7	3	1	1189000	0	0	0	0	0	0	0	0	0	0
3	Zira	12	17	37	3	20511000	0	0	0	0	0	0	0	0	0	0
4	Guru Har Sahai	6	14	15	5	11514000	0	0	0	0	0	0	0	0	0	0
5	Makhu	7	11	5	7	9525000	0	0	0	0	0	0	0	0	0	0
6	Mudakki	2	2	14	1	10282000	0	0	0	0	0	0	0	0	0	0
7	Malanwali khas	1	6	3	4	180000	0	0	0	0	0	0	0	0	0	0
8	Mamdot	7	8	7	0	9997000	0	0	0	0	0	0	0	0	0	0
	<b>Sub-Total</b>	<b>66</b>	<b>107</b>	<b>186</b>	<b>32</b>	<b>63813000</b>	<b>0</b>	<b>0</b>	<b>0</b>	<b>0</b>	<b>0</b>	<b>0</b>	<b>0</b>	<b>0</b>	<b>0</b>	<b>0</b>
<b>5. Ludhiana</b>																
1	Ludhiana	114	115	123	262	397362	1	4	4	8	8898	0	0	0	0	0
2	Samrala	13	11	32	4	31390	0	0	0	0	0	0	0	0	0	0
3	Khanna	17	16	17	42	54798	0	0	0	0	0	0	0	0	0	0
4	Doraha	1	1	6	0	4183	0	0	0	0	0	0	0	0	0	0
5	Jagraon	15	17	48	4	46077	0	0	0	0	0	0	0	0	0	0
6	Raikot	13	6	3	5	17858	0	0	0	0	0	0	0	0	0	0
7	Mulanpur	1	2	4	5	7054	0	0	0	0	0	0	0	0	0	0
8	Payal	7	8	10	20	32426	0	0	0	0	0	0	0	0	0	0
9	Machhiwara	4	10	10	13	26904	0	0	0	0	0	0	0	0	0	0
10	Maloud	6	6	13	12	17202	0	0	0	0	0	0	0	0	0	0
11	Sahnewal	6	9	10	13	15273	0	0	0	0	0	0	0	0	0	0
	<b>Sub-Total</b>	<b>197</b>	<b>201</b>	<b>276</b>	<b>380</b>	<b>650527</b>	<b>1</b>	<b>4</b>	<b>4</b>	<b>8</b>	<b>8898</b>	<b>0</b>	<b>0</b>	<b>0</b>	<b>0</b>	<b>0</b>









SN/ Name of the District	Name of the Municipality/ Municipal Corpn.	Govt. Institutions					Municipal Institutions					Aided Institutions				
		Doctors	Nurses and Mid-wives	Para- Medical Persons	Others	Salaries & Allowances Paid (Rs.000)	Doctors	Nurses and Mid-wives	Para- Medical Persons	Others	Salaries & Allowances Paid (Rs.000)	Doctors	Nurses and Mid- wives	Para- Medical Persons	Others	Salaries & Allowances Paid (Rs.000)
1/2	3	4	5	6	7	8	9	10	11	12	13	14	15	16	17	18
<b>20. Barnala</b>																
1	Barnala	24	34	41	2	5814	0	0	0	0	0	0	0	0	0	0
2	Tapa	11	4	5	3	197173	0	0	0	0	0	0	0	0	0	0
3	Bhadaur	6	5	1	2	85113	0	0	0	0	0	0	0	0	0	0
4	Dhanoula	12	43	86	7	724148	0	0	0	0	0	0	0	0	0	0
5	Handiaya	0	0	0	0	0	0	0	0	0	0	0	0	0	0	0
	<b>Sub-Total</b>	<b>53</b>	<b>86</b>	<b>133</b>	<b>14</b>	<b>1012248</b>	<b>0</b>	<b>0</b>	<b>0</b>	<b>0</b>	<b>0</b>	<b>0</b>	<b>0</b>	<b>0</b>	<b>0</b>	<b>0</b>
<b>21. Fazilka</b>																
1	Abohar	20	16	44	7	411220	1	0	0	1	6790	0	0	0	0	0
2	Jalalabad	5	9	15	3	74340	0	0	0	0	0	0	0	0	0	0
3	Fazilka	12	26	14	29	252600	0	0	0	0	0	0	0	0	0	0
4	Arni Wala Sheikh Suban	0	0	0	0	0	0	0	0	0	0	0	0	0	0	0
	<b>Sub-Total</b>	<b>37</b>	<b>51</b>	<b>73</b>	<b>39</b>	<b>738160</b>	<b>1</b>	<b>0</b>	<b>0</b>	<b>1</b>	<b>6790</b>	<b>0</b>	<b>0</b>	<b>0</b>	<b>0</b>	<b>0</b>
<b>22. Pathankot</b>																
1	Pathankot	0	0	0	0	0	0	0	0	0	0	0	0	0	0	0
2	sujanpur	5	3	2	3	377000	0	0	0	0	0	0	0	0	0	0
	<b>Sub-Total</b>	<b>5</b>	<b>3</b>	<b>2</b>	<b>3</b>	<b>377000</b>	<b>0</b>	<b>0</b>	<b>0</b>	<b>0</b>	<b>0</b>	<b>0</b>	<b>0</b>	<b>0</b>	<b>0</b>	<b>0</b>
	<b>Grand Total</b>	<b>1895</b>	<b>3144</b>	<b>3068</b>	<b>4147</b>	<b>4147470277</b>	<b>5</b>	<b>10</b>	<b>15</b>	<b>20</b>	<b>23832298</b>	<b>134</b>	<b>228</b>	<b>201</b>	<b>455</b>	<b>75320689</b>

**Vital and Health Statistics**  
**Table No. 6.1 No. of Medical Personnel and their Salaries 2015-16**

S.No./ Name of the District	Name of the Municipality/ Municipal Corpn.	Ayurvedic/Unani Institutions (Government)					Homeopathic Institutions (Government)				
		Doctors/ Vaid	Nurses and Midwives	Para-Medical Persons	Others	Salaries and Allowances Paid (Rs.000)	Doctors/ Vaid	Nurses and Midwives	Para-Medical Persons	Others	Salaries and Allowances Paid (Rs.000)
1/2	3	4	5	6	7	8	9	10	11	12	13
<b>1. Kapurthala</b>											
1	Kapurthala	3	0	0	2	2543	1	0	1	2	2486
2	Phagwara	2	0	0	4	2960	1	0	1	1	2011
3	Sultanpur Lodhi	0	0	0	0	0	0	0	0	1	327000
4	Dhilwan	0	0	0	0	0	0	0	0	0	0
5	Begowal	1	0	0	0	420000	0	0	0	0	0
6	Bhulath	0	0	0	0	0	0	0	0	0	0
7	Nadala	0	0	0	0	0	0	0	0	0	0
	<b>Sub-Total</b>	<b>6</b>	<b>0</b>	<b>0</b>	<b>6</b>	<b>425503</b>	<b>2</b>	<b>0</b>	<b>2</b>	<b>4</b>	<b>331497</b>
<b>2. Fatehgarh Sahib</b>											
1	Amlah	0	0	0	0	0	0	0	0	0	0
2	Sirhind	2	0	2	2	3163810	3	0	1	0	2418472
3	Gobindgarh	1	0	1	2	1988907	2	0	0	0	565236
4	Bassi Pathana	0	0	0	0	0	2	0	0	0	550056
5	Khamano	1	1	1	2	1646860	2	0	0	0	589548
	<b>Sub-Total</b>	<b>4</b>	<b>1</b>	<b>4</b>	<b>6</b>	<b>6799577</b>	<b>9</b>	<b>0</b>	<b>1</b>	<b>0</b>	<b>4123312</b>
<b>3. Mansa</b>											
1	Mansa										
2	Budhlada	0	0	0	0	0	0	0	0	0	0
3	Bareta	1	0	1	2	898965	0	0	0	0	0
4	Bhikhi	0	0	0	0	0					
5	Sardulgarh	0	0	0	0	0	0	0	0	0	0
6	joga	1	0	0	0	80000	0	0	0	0	0
7	Boha	0	0	0	0	0	0	0	0	0	0
	<b>Sub-Total</b>	<b>2</b>	<b>0</b>	<b>1</b>	<b>2</b>	<b>978965</b>	<b>0</b>	<b>0</b>	<b>0</b>	<b>0</b>	<b>0</b>
<b>4. Firozpur</b>											
1	Firozpur										
2	Talwandi Bhai	0	1	0	0	685000	0	0	0	0	0
3	Zira										
4	Guru Har Sahai	0	0	0	0	0	0	0	1	1	786000
5	Makhu	0	0	0	0	0	0	0	0	0	0
6	Mudakki	0	0	0	0	0	0	0	0	0	0
7	Malanwali khas	0	0	0	0	0	0	0	0	0	0
8	Mamdot	0	0	0	0	0	0	0	0	0	0
	<b>Sub-Total</b>	<b>0</b>	<b>1</b>	<b>0</b>	<b>0</b>	<b>685000</b>	<b>0</b>	<b>0</b>	<b>1</b>	<b>1</b>	<b>786000</b>
<b>5. Ludhiana</b>											
1	Ludhiana	9	10	8	10	18582	2	1	2	3	5126
2	Samrala	1	1	1	0	1492	0	1	1	0	888
3	Khanna	1	2	1	1	2874	0	0	0	0	0
4	Doraha	0	0	0	0	0	0	0	0	0	0
5	Jagraon	1	2	1	0	2632	1	0	1	0	1209
6	Raikot	1	1	1	1	1431	0	0	0	0	0
7	Mulanpur	0	0	0	0	0	1	0	1	1	2118
8	Payal	1	1	1	1	2034	0	0	0	0	0
9	Machhiwara	0	0	0	0	0	1	1	1	0	2158
10	Maloud	0	0	0	0	0	0	0	0	0	0
11	Sahnewal	0	0	0	0	0	1	1	1	1	2392
	<b>Sub-Total</b>	<b>14</b>	<b>17</b>	<b>13</b>	<b>13</b>	<b>29045</b>	<b>6</b>	<b>4</b>	<b>7</b>	<b>5</b>	<b>13891</b>

S.No./ Name of the District	Name of the Municipality/ Municipal Corpn.	Ayurvedic/Unani Institutions (Government)					Homeopathic Institutions (Government)				
		Doctors/ Vaid	Nurses and Midwives	Para-Medical Persons	Others	Salaries and Allowances Paid (Rs.000)	Doctors/ Vaid	Nurses and Midwives	Para-Medical Persons	Others	Salaries and Allowances Paid (Rs.000)
1/2	3	4	5	6	7	8	9	10	11	12	13
<b>6. Patiala</b>											
1	Ghagga	1	0	1	2	1642412	0	0	0	0	0
2	Bhadson	0	0	0	0	0	0	0	0	0	0
3	Ghanaur	0	0	0	0	0	0	0	0	0	0
4	Nabha	0	0	0	0	1514512	1	0	0	1	1185413
5	Patiala	12	8	18	36	33286580	8	0	13	1	13662821
6	Patran	0	0	0	0	0	0	0	0	0	0
7	Rajpura	1	1	1	2	1713209	1	0	1	0	1639224
8	Samana	1	0	1	2	1621122	1	0	1	1	1448151
9	Sanaur	1	0	1	2	1421022	0	0	0	0	0
	<b>Sub-Total</b>	<b>16</b>	<b>9</b>	<b>22</b>	<b>44</b>	<b>41198857</b>	<b>11</b>	<b>0</b>	<b>15</b>	<b>3</b>	<b>17935609</b>
<b>7. Amritsar</b>											
1	Amritsar	6	0	2	7	21211180	4	1	5	2	6689680
2	Jandiála	0	0	0	0	0	1	0	1	1	799640
3	Ramdas	0	0	0	0	0	0	0	0	0	0
4	Majitha	0	0	0	0	0	1	0	1	1	286000
5	Rayya	0	0	0	0	0	0	0	0	0	0
6	Raja Sansi	0	0	0	0	0	0	0	0	0	0
7	Ajnala	0	0	0	0	0	0	0	0	0	0
	<b>Sub-Total</b>	<b>6</b>	<b>0</b>	<b>2</b>	<b>7</b>	<b>21211180</b>	<b>6</b>	<b>1</b>	<b>7</b>	<b>4</b>	<b>7775320</b>
<b>8. Tarn Taran</b>											
1	Tarn Taran	0	0	0	0	0	1	0	1	0	1737977
2	Patti	0	0	0	0	0	0	0	1	0	364322
3	Khemkaran	0	0	0	0	0	0	0	0	0	0
4	Bhikhiwind	0	0	0	0	0	0	0	0	0	0
	<b>Sub-Total</b>	<b>0</b>	<b>0</b>	<b>0</b>	<b>0</b>	<b>0</b>	<b>1</b>	<b>0</b>	<b>2</b>	<b>0</b>	<b>2102299</b>
<b>9. Hoshiarpur</b>											
1	Sham Churasi	0	0	0	0	0	0	0	0	0	0
2	Hoshiarpur	4	3	0	1	5212855	1	2	2	1	3589625
3	Hariyana	0	0	0	0	0	0	0	0	0	0
4	Gardhiwal	0	0	0	0	0	0	0	0	0	0
5	Garh Shankar	0	1	0	1	716584	1	1	1	1	3426524
6	Tanda	1	1	0	0	857298	1	1	1	1	3127480
7	Dasuya	0	0	0	0	0	1	1	1	1	265550
8	Mukerian	0	0	0	0	0	1	1	0	0	963342
9	Mahilpur	0	0	0	0	0	1	0	0	1	659833
10	Talwara	0	0	0	0	0	0	0	0	0	0
	<b>Sub-Total</b>	<b>5</b>	<b>5</b>	<b>0</b>	<b>2</b>	<b>6786737</b>	<b>6</b>	<b>6</b>	<b>5</b>	<b>5</b>	<b>12032354</b>
<b>10. Shaheed Bhagat Singh Nagar</b>											
1	S.B.S. Nagar	0	0	0	0	0					
2	Banga	0	0	0	0	0	0	0	0	0	0
3	Balachaur	0	0	0	0	0					
4	Rahon	0	0	0	0	0	0	0	0	0	0
	<b>Sub-Total</b>	<b>0</b>	<b>0</b>	<b>0</b>	<b>0</b>	<b>0</b>	<b>0</b>	<b>0</b>	<b>0</b>	<b>0</b>	<b>0</b>
<b>11. Gurdaspur</b>											
1	Qadian	0	0	0	0	0	0	0	0	0	0
2	Shri Hargobindpur	0	0	0	0	0	0	0	0	0	0
3	Dina Nagar	0	0	0	0	0	0	1	1	0	880000
4	Batala	1	1	0	2	1570000	1	2	0	2	1660000
5	Dhariwal	0	0	0	0	0	0	0	0	0	0
6	Dera Baba Nanak	0	0	0	0	0	0	0	0	0	0
7	Gurdaspur	1	0	0	0	152000	2	2	0	1	1550000
8	Fatehgarh Churian	0	0	0	0	0	0	1	0	0	280000
	<b>Sub-Total</b>	<b>2</b>	<b>1</b>	<b>0</b>	<b>2</b>	<b>1722000</b>	<b>3</b>	<b>6</b>	<b>1</b>	<b>3</b>	<b>4370000</b>



S.No./ Name of the District	Name of the Municipality/ Municipal Corp.	Ayurvedic/Unani Institutions (Government)					Homeopathic Institutions (Government)				
		Doctors/ Vaid's	Nurses and Midwives	Para-Medical Persons	Others	Salaries and Allowances Paid (Rs.000)	Doctors/ Vaid's	Nurses and Midwives	Para-Medical Persons	Others	Salaries and Allowances Paid (Rs.000)
1/2	3	4	5	6	7	8	9	10	11	12	13
14	Chowke	0	0	0	0	0	0	0	0	0	0
15	Rampura	0	0	0	0	0	0	0	0	0	0
16	Balianwali	0	0	0	0	0	0	0	0	0	0
17	Mandi Kalan	0	0	0	0	0	0	0	0	0	0
18	Maluka	0	0	0	0	0	0	0	0	0	0
19	Bhai Rupa	0	0	0	0	0	0	0	0	0	0
20	Kotha Guru	0	0	0	0	0	0	0	0	0	0
21	Mehraj	0	0	0	0	0	0	0	0	0	0
	<b>Sub-Total</b>	<b>8</b>	<b>0</b>	<b>8</b>	<b>31</b>	<b>2420910</b>	<b>1</b>	<b>3</b>	<b>2</b>	<b>3</b>	<b>1099002</b>
<b>18. Jalandhar</b>											
1	Adampur	0	0	0	0	0	0	0	0	0	0
2	Alawalpur	0	0	0	0	0	0	0	0	0	0
3	Jalandhar	0	0	0	0	0	0	0	0	0	0
4	Kartarpur	0	0	0	0	0	0	0	0	0	0
5	Nakodar	0	0	0	0	0	0	0	0	0	0
6	Noor Mahal	0	0	0	0	0	0	0	0	0	0
7	Philaur	0	0	0	0	0	1	1	1	1	342000
8	Shahkot	0	0	0	0	0	0	0	0	0	0
9	Goraya	0	0	0	0	0	0	0	0	0	0
10	Bhogpur	0	0	0	0	0	0	0	0	0	0
11	Lohian Khas	0	0	0	0	0	0	0	0	0	0
12	Mehatpur	0	0	0	0	0	0	0	0	0	0
	<b>Sub-Total</b>	<b>0</b>	<b>0</b>	<b>0</b>	<b>0</b>	<b>0</b>	<b>1</b>	<b>1</b>	<b>1</b>	<b>1</b>	<b>342000</b>
<b>19. Sangrur</b>											
1	Malerkotla	0	0	1	2	419	2	0	2	0	1668
2	Sangrur	1	0	1	1	1593	2	0	2	1	2425
3	Sunam	1	0	1	2	1906	1	0	2	1	2054
4	Dhuri	1	0	1	1	1820	1	0	1	0	1947
5	Longowal	1	0	1	2	1258	0	0	0	0	0
6	Ahmedgarh	0	0	0	0	0	0	0	1	0	524
7	Lehragaga	0	0	0	0	0	0	0	0	0	0
8	Bhiwanigarh	1	0	1	1	1624	0	0	1	0	398
9	Khanauri	0	0	0	0	0	0	0	0	0	0
10	Cheema	0	0	0	0	0	0	0	0	0	0
11	Dirba	0	0	1	0	345	0	0	0	0	0
12	Moonak	0	0	0	0	0	0	0	0	0	0
13	Amargarh	1	0	1	0	798	1	0	1	0	1898
	<b>Sub-Total</b>	<b>6</b>	<b>0</b>	<b>8</b>	<b>9</b>	<b>9763</b>	<b>7</b>	<b>0</b>	<b>10</b>	<b>2</b>	<b>10914</b>
<b>20. Barnala</b>											
1	Barnala	1	1	1	2	12177	2	0	2	0	21035
2	Tapa	0	0	0	0	0	0	0	0	0	0
3	Bhadaur	0	0	0	0	0	0	0	1	0	132000
4	Dhanoula	0	0	0	0	0	0	0	1	0	132000
5	Handiaya	0	0	0	0	0	0	0	0	0	0
	<b>Sub-Total</b>	<b>1</b>	<b>1</b>	<b>1</b>	<b>2</b>	<b>12177</b>	<b>2</b>	<b>0</b>	<b>4</b>	<b>0</b>	<b>285035</b>
<b>21. Fazilka</b>											
1	Abohar	7	12	0	0	18540	0	0	2	0	7290
2	Jalalabad	0	0	0	0	0	0	0	0	0	0
3	Fazilka	0	0	0	0	0	0	0	3	0	17180
4	Arni Wala Sheikh Suban	0	0	0	0	0	0	0	0	0	0
	<b>Sub-Total</b>	<b>7</b>	<b>12</b>	<b>0</b>	<b>0</b>	<b>18540</b>	<b>0</b>	<b>0</b>	<b>5</b>	<b>0</b>	<b>24470</b>
<b>22. Pathankot</b>											
1	Pathankot	3	3	1	1	21300	0	0	0	0	0
2	sujanpur	0	0	0	0	0	0	0	0	0	0
	<b>Sub-Total</b>	<b>3</b>	<b>3</b>	<b>1</b>	<b>1</b>	<b>21300</b>	<b>0</b>	<b>0</b>	<b>0</b>	<b>0</b>	<b>0</b>

S.No./ Name of the District	Name of the Municipality/ Municipal Corpn.	Ayurvedic/Unani Institutions (Government)					Homeopathic Institutions (Government)				
		Doctors/ Vaid	Nurses and Midwives	Para-Medical Persons	Others	Salaries and Allowances Paid (Rs.000)	Doctors/ Vaid	Nurses and Midwives	Para-Medical Persons	Others	Salaries and Allowances Paid (Rs.000)
1/2	3	4	5	6	7	8	9	10	11	12	13
	<b>Grand Total</b>	<b>104</b>	<b>58</b>	<b>77</b>	<b>134</b>	<b>90267891</b>	<b>70</b>	<b>28</b>	<b>75</b>	<b>48</b>	<b>62526284</b>













S.No./ Name of the District	Name of the Municipality/ Municipal Corp.	Central Govt. Institutions												
		Nursery and Primary Schools				Middle, High and Senior Secondary Schools				Schools for Professional and Special Education				
		Institutions (No.)	Scholars (No.)	Teachers (No.)	Salaries & Allowances Paid (Rs.000)	Institutions (No.)	Scholars (No.)	Teachers (No.)	Salaries & Allowances Paid (Rs.000)	Institutions (No.)	Scholars (No.)	Teachers (No.)	Salaries & Allowances Paid (Rs.000)	
1/2	3	4	5	6	7	8	9	10	11	12	13	14	15	
18	Maluka	0	0	0	0	0	0	0	0	0	0	0	0	
19	Bhai Rupa	0	0	0	0	0	0	0	0	0	0	0	0	
20	Kotha Guru	0	0	0	0	0	0	0	0	0	0	0	0	
21	Mehraj	0	0	0	0	0	0	0	0	0	0	0	0	
	<b>Sub-Total</b>	<b>4</b>	<b>1377</b>	<b>0</b>	<b>0</b>	<b>4</b>	<b>2282</b>	<b>0</b>	<b>0</b>	<b>0</b>	<b>0</b>	<b>0</b>	<b>0</b>	
<b>18. Jalandhar</b>														
1	Adampur	0	0	0	0	0	0	0	0	0	0	0	0	
2	Alawalpur	0	0	0	0	0	0	0	0	0	0	0	0	
3	Jalandhar	0	0	0	0	0	0	0	0	0	0	0	0	
4	Kartarpur	0	0	0	0	0	0	0	0	0	0	0	0	
5	Nakodar	0	0	0	0	0	0	0	0	0	0	0	0	
6	Noor Mahal	0	0	0	0	0	0	0	0	0	0	0	0	
7	Philaur	0	0	0	0	0	0	0	0	0	0	0	0	
8	Shahkot	0	0	0	0	0	0	0	0	0	0	0	0	
9	Goraya	0	0	0	0	0	0	0	0	0	0	0	0	
10	Bhogpur	0	0	0	0	0	0	0	0	0	0	0	0	
11	Lohian Khas	0	0	0	0	0	0	0	0	0	0	0	0	
12	Mehatpur	0	0	0	0	0	0	0	0	0	0	0	0	
	<b>Sub-Total</b>	<b>0</b>	<b>0</b>	<b>0</b>	<b>0</b>	<b>0</b>	<b>0</b>	<b>0</b>	<b>0</b>	<b>0</b>	<b>0</b>	<b>0</b>	<b>0</b>	
<b>19. Sangrur</b>														
1	Malerkotla	0	0	0	0	0	0	0	0	0	0	0	0	
2	Sangrur	0	0	0	0	0	0	0	0	0	0	0	0	
3	Sunam	0	0	0	0	0	0	0	0	0	0	0	0	
4	Dhuri	1	69	2	676	0	0	0	0	0	0	0	0	
5	Longowal	0	0	0	0	1	499	24	16494	0	0	0	0	
6	Ahmedgarh	0	0	0	0	0	0	0	0	0	0	0	0	
7	Lehragaga	0	0	0	0	0	0	0	0	0	0	0	0	
8	Bhiwanigarh	0	0	0	0	0	0	0	0	0	0	0	0	
9	Khanauri	0	0	0	0	0	0	0	0	0	0	0	0	
10	Cheema	0	0	0	0	0	0	0	0	0	0	0	0	
11	Dirba	0	0	0	0	0	0	0	0	0	0	0	0	
12	Moonak	0	0	0	0	0	0	0	0	0	0	0	0	
13	Amargarh	0	0	0	0	0	0	0	0	0	0	0	0	
	<b>Sub-Total</b>	<b>1</b>	<b>69</b>	<b>2</b>	<b>676</b>	<b>1</b>	<b>499</b>	<b>24</b>	<b>16494</b>	<b>0</b>	<b>0</b>	<b>0</b>	<b>0</b>	
<b>20. Barnala</b>														
1	Barnala	0	0	0	0	0	0	0	0	0	0	0	0	
2	Tapa	0	0	0	0	0	0	0	0	0	0	0	0	
3	Bhadaur	0	0	0	0	0	0	0	0	0	0	0	0	
4	Dhanoula	0	0	0	0	0	0	0	0	0	0	0	0	
5	Handiaya	0	0	0	0	0	0	0	0	0	0	0	0	
	<b>Sub-Total</b>	<b>0</b>	<b>0</b>	<b>0</b>	<b>0</b>	<b>0</b>	<b>0</b>	<b>0</b>	<b>0</b>	<b>0</b>	<b>0</b>	<b>0</b>	<b>0</b>	
<b>21. Fazilka</b>														
1	Abohar	0	0	0	0	0	0	0	0	0	0	0	0	
2	Jalalabad	0	0	0	0	0	0	0	0	0	0	0	0	
3	Fazilka	0	0	0	0	0	0	0	0	0	0	0	0	
4	Arni Wala Sheikh Suban	0	0	0	0	0	0	0	0	0	0	0	0	
	<b>Sub-Total</b>	<b>0</b>	<b>0</b>	<b>0</b>	<b>0</b>	<b>0</b>	<b>0</b>	<b>0</b>	<b>0</b>	<b>0</b>	<b>0</b>	<b>0</b>	<b>0</b>	
<b>22. Pathankot</b>														
1	Pathankot	0	0	0	0	0	0	0	0	0	0	0	0	
2	sujanpur	0	0	0	0	0	0	0	0	0	0	0	0	
	<b>Sub-Total</b>	<b>0</b>	<b>0</b>	<b>0</b>	<b>0</b>	<b>0</b>	<b>0</b>	<b>0</b>	<b>0</b>	<b>0</b>	<b>0</b>	<b>0</b>	<b>0</b>	
	<b>Grand Total</b>	<b>11</b>	<b>3161</b>	<b>70</b>	<b>4937586</b>	<b>22</b>	<b>17838</b>	<b>644</b>	<b>365620013</b>	<b>0</b>	<b>0</b>	<b>0</b>	<b>0</b>	

**Educational and Cultural Statistics**

**Table No. 7.1 No. of Educational Institutions, Scholars, Teachers and their Salaries 2015-16**

S.No./ Name of the District	Name of the Municipality/ Municipal Corpn.	Central Govt. Institutions												
		Colleges for General Education				Colleges for Professional and Special Education				Research Institutions				
		Institutions (No.)	Scholars (No.)	Teachers (No.)	Salaries & Allowances Paid (Rs.000)	Institutions (No.)	Scholars (No.)	Teachers (No.)	Salaries & Allowances Paid (Rs.000)	Institutions (No.)	Scholars (No.)	Teachers (No.)	Salaries & Allowances Paid (Rs.000)	
1/2	3	4	5	6	7	8	9	10	11	12	13	14	15	
<b>1. Kapurthala</b>														
1	Kpaurthala	0	0	0	0	0	0	0	0	0	0	0	0	0
2	Phagwara	0	0	0	0	0	0	0	0	0	0	0	0	0
3	Sultanpur Lodhi	0	0	0	0	0	0	0	0	0	0	0	0	0
4	Dhilwan	0	0	0	0	0	0	0	0	0	0	0	0	0
5	Begowal	0	0	0	0	0	0	0	0	0	0	0	0	0
6	Bhulath	0	0	0	0	0	0	0	0	0	0	0	0	0
7	Nadala	0	0	0	0	0	0	0	0	0	0	0	0	0
	<b>Sub-Total</b>	<b>0</b>	<b>0</b>	<b>0</b>	<b>0</b>	<b>0</b>	<b>0</b>	<b>0</b>	<b>0</b>	<b>0</b>	<b>0</b>	<b>0</b>	<b>0</b>	<b>0</b>
<b>2. Fatehgarh Sahib</b>														
1	Amlah	0	0	0	0	0	0	0	0	0	0	0	0	0
2	Sirhind	0	0	0	0	0	0	0	0	0	0	0	0	0
3	Gobindgarh	0	0	0	0	0	0	0	0	0	0	0	0	0
4	Bassi Pathana	0	0	0	0	0	0	0	0	0	0	0	0	0
5	Khamano	0	0	0	0	0	0	0	0	0	0	0	0	0
	<b>Sub-Total</b>	<b>0</b>	<b>0</b>	<b>0</b>	<b>0</b>	<b>0</b>	<b>0</b>	<b>0</b>	<b>0</b>	<b>0</b>	<b>0</b>	<b>0</b>	<b>0</b>	<b>0</b>
<b>3. Mansa</b>														
1	Mansa	0	0	0	0	0	0	0	0	0	0	0	0	0
2	Budhlada	0	0	0	0	0	0	0	0	0	0	0	0	0
3	Bareta	0	0	0	0	0	0	0	0	0	0	0	0	0
4	Bhikhi	0	0	0	0	0	0	0	0	0	0	0	0	0
5	Sardulgarh	0	0	0	0	0	0	0	0	0	0	0	0	0
6	joga	0	0	0	0	0	0	0	0	0	0	0	0	0
7	Boha	0	0	0	0	0	0	0	0	0	0	0	0	0
	<b>Sub-Total</b>	<b>0</b>	<b>0</b>	<b>0</b>	<b>0</b>	<b>0</b>	<b>0</b>	<b>0</b>	<b>0</b>	<b>0</b>	<b>0</b>	<b>0</b>	<b>0</b>	<b>0</b>
<b>4. Firozpur</b>														
1	Firozpur	0	0	0	0	0	0	0	0	1	92	5	4670000	
2	Talwandi Bhai	0	0	0	0	0	0	0	0	0	0	0	0	0
3	Zira	0	0	0	0	0	0	0	0	0	0	0	0	0
4	Guru Har Sahai	0	0	0	0	0	0	0	0	0	0	0	0	0
5	Makhu	0	0	0	0	0	0	0	0	0	0	0	0	0
6	Mudakki	0	0	0	0	0	0	0	0	0	0	0	0	0
7	Malanwali khas	0	0	0	0	0	0	0	0	0	0	0	0	0
8	Mamdot	0	0	0	0	0	0	0	0	0	0	0	0	0
	<b>Sub-Total</b>	<b>0</b>	<b>0</b>	<b>0</b>	<b>0</b>	<b>0</b>	<b>0</b>	<b>0</b>	<b>0</b>	<b>1</b>	<b>92</b>	<b>5</b>	<b>4670000</b>	
<b>5. Ludhiana</b>														
1	Ludhiana	0	0	0	0	1	667	26	9728	0	0	0	0	0
2	Samrala	0	0	0	0	0	0	0	0	0	0	0	0	0
3	Khanna	0	0	0	0	0	0	0	0	0	0	0	0	0
4	Doraha	0	0	0	0	0	0	0	0	0	0	0	0	0
5	Jagraon	0	0	0	0	0	0	0	0	0	0	0	0	0
6	Raikot	0	0	0	0	0	0	0	0	0	0	0	0	0
7	Mulanpur	0	0	0	0	0	0	0	0	0	0	0	0	0
8	Payal	0	0	0	0	0	0	0	0	0	0	0	0	0
9	Machhiwara	0	0	0	0	0	0	0	0	0	0	0	0	0
10	Maloud	0	0	0	0	0	0	0	0	0	0	0	0	0
11	Sahnewal	0	0	0	0	0	0	0	0	0	0	0	0	0
	<b>Sub-Total</b>	<b>0</b>	<b>0</b>	<b>0</b>	<b>0</b>	<b>1</b>	<b>667</b>	<b>26</b>	<b>9728</b>	<b>0</b>	<b>0</b>	<b>0</b>	<b>0</b>	<b>0</b>













S.No./ Name of the District	Name of the Municipality/ Municipal Corpn.	Central Govt. Institutions											
		Colleges for General Education				Colleges for Professional and Special Education				Research Institutions			
		Institutions (No.)	Scholars (No.)	Teachers (No.)	Salaries & Allowances Paid (Rs.000)	Institutions (No.)	Scholars (No.)	Teachers (No.)	Salaries & Allowances Paid (Rs.000)	Institutions (No.)	Scholars (No.)	Teachers (No.)	Salaries & Allowances Paid (Rs.000)
1/2	3	4	5	6	7	8	9	10	11	12	13	14	15
	<i>Sub-Total</i>	0	0	0	0	0	0	0	0	0	0	0	0
	<i>Grand Total</i>	0	0	0	0	3	4547	260	68376394	1	92	5	4670000

## Educational and Cultural Statistics

Table No. 7.2 No. of Educational Institutions, Scholars, Teachers and their Salaries 2015-16

S.No./ Name of the District	Name of the Municipality/ Municipal Corp.	State Govt. Institutions												
		Nursery and Primary Schools				Middle, High and Senior Secondary Schools				Schools for Professional and Special Education				
		Institutions (No.)	Scholars (No.)	Teachers (No.)	Salaries & Allowances Paid (Rs.000)	Institutions (No.)	Scholars (No.)	Teachers (No.)	Salaries & Allowances Paid (Rs.000)	Institutions (No.)	Scholars (No.)	Teachers (No.)	Salaries & Allowances Paid (Rs.000)	
1/2	3	4	5	6	7	8	9	10	11	12	13	14	15	
<b>1. Kapurthala</b>														
1	Kapurthala	10	2237	31	19055700	3	2136	107	71632639	1	218	18	14260757	
2	Phagwara	12	2341	39	23685000	3	1685	77	56732639	0	0	0	0	
3	Sultanpur Lodhi	2	519	7	4029900	3	1136	42	31865161	0	0	0	0	
4	Dhilwan	3	226	10	4620750	3	514	36	13518171	0	0	0	0	
5	Begowal	1	260	5	2952000	2	302	21	9504941	0	0	0	0	
6	Bhulath	5	531	12	6549120	1	447	22	13142712	0	0	0	0	
7	Nadala	1	90	3	1503775	1	421	17	17271161	0	0	0	0	
	<b>Sub-Total</b>	<b>34</b>	<b>6204</b>	<b>107</b>	<b>62396245</b>	<b>16</b>	<b>6641</b>	<b>322</b>	<b>213667424</b>	<b>1</b>	<b>218</b>	<b>18</b>	<b>14260757</b>	
<b>2. Fatehgarh Sahib</b>														
1	Amlah	5	657	6	2751699	2	1989	73	50990687	0	0	0	0	
2	Sirhind	6	1710	45	10800964	5	1671	76	52170537	0	0	0	0	
3	Gobindgarh	10	1406	34	13501710	2	2323	83	53960186	0	0	0	0	
4	Bassi Pathana	4	385	10	4841468	2	932	49	34328283	0	0	0	0	
5	Khamano	3	304	8	3300084	3	1164	44	26795422	0	0	0	0	
	<b>Sub-Total</b>	<b>28</b>	<b>4462</b>	<b>103</b>	<b>35195925</b>	<b>14</b>	<b>8079</b>	<b>325</b>	<b>218245115</b>	<b>0</b>	<b>0</b>	<b>0</b>	<b>0</b>	
<b>3. Mansa</b>														
1	Mansa	7	1263	32	14539000	2	2752	92	65828000	1	240	12	2728469	
2	Budhlada	6	1025	28	10125000	2	2708	60	79474000	1	760	34	15338878	
3	Bareta	4	520	11	3531000	2	1182	33	56905000	0	0	0	0	
4	Bhikhi	2	599	9	2830100	2	1785	36	3312000	0	0	0	0	
5	Sardulgarh	4	625	26	3925256	2	2662	50	93627000	0	0	0	0	
6	Joga	3	452	17	7389000	0	0	0	0	0	0	0	0	
7	Boha	3	601	33	7377000	2	1302	27	23266000	0	0	0	0	
	<b>Sub-Total</b>	<b>29</b>	<b>5085</b>	<b>156</b>	<b>49716356</b>	<b>12</b>	<b>12391</b>	<b>298</b>	<b>322412000</b>	<b>2</b>	<b>1000</b>	<b>46</b>	<b>18067347</b>	
<b>4. Ferozpur</b>														
1	Ferozpur	9	1412	27	14074000	3	2040	85	61120000	5	2035	90	37419000	
2	Talwandi Bhai	2	563	9	3815000	2	1470	41	18510000	1	510	15	6055000	
3	Zira	2	703	15	12028000	2	1832	48	35215000	2	1088	21	8817000	
4	Guru Har Sahai	2	138	6	3018000	2	1813	40	33015000	2	1534	26	13233000	
5	Makhu	3	465	9	2837000	2	1530	24	12984000	0	0	0	0	
6	Mudakki	1	417	7	3534000	2	788	26	18014000	0	0	0	0	
7	Malanwali khas	2	634	10	4048000	1	650	10	6014000	0	0	0	0	
8	Mamdot	4	472	9	4037000	2	1570	45	26018000	0	0	0	0	
	<b>Sub-Total</b>	<b>25</b>	<b>4804</b>	<b>92</b>	<b>47391000</b>	<b>16</b>	<b>11693</b>	<b>319</b>	<b>210890000</b>	<b>10</b>	<b>5167</b>	<b>152</b>	<b>65524000</b>	
<b>5. Ludhiana</b>														
1	Ludhiana	86	21079	392	311046	46	23117	934	605142	5	1096	69	40219	
2	Samrala	5	660	19	10546	2	3189	63	41253	0	0	0	0	
3	Khanna	14	2389	68	39825	5	1973	61	40016	0	0	0	0	
4	Doraha	2	368	9	5665	1	723	35	24392	0	0	0	0	
5	Jagraon	10	1222	47	27984	2	1953	60	41479	1	123	11	6951	
6	Raikot	3	1192	25	12748	4	1789	64	46772	0	0	0	0	
7	Mulanpur	1	441	9	4498	1	371	12	8270	0	0	0	0	
8	Payal	2	353	9	4349	2	1044	31	24228	0	0	0	0	
9	Machhiwara	4	843	17	8825	2	1918	44	31418	0	0	0	0	
10	Maloud	3	242	9	5157	2	995	25	18436	0	0	0	0	
11	Sahnewal	2	468	8	3801	0	0	0	0	0	0	0	0	
	<b>Sub-Total</b>	<b>132</b>	<b>29257</b>	<b>612</b>	<b>434444</b>	<b>67</b>	<b>37072</b>	<b>1329</b>	<b>881406</b>	<b>6</b>	<b>1219</b>	<b>80</b>	<b>47170</b>	

S.No./ Name of the District	Name of the Municipality/ Municipal Corpn.	State Govt. Institutions												
		Nursery and Primary Schools				Middle, High and Senior Secondary Schools				Schools for Professional and Special Education				
		Institutions (No.)	Scholars (No.)	Teachers (No.)	Salaries & Allowances Paid (Rs.000)	Institutions (No.)	Scholars (No.)	Teachers (No.)	Salaries & Allowances Paid (Rs.000)	Institutions (No.)	Scholars (No.)	Teachers (No.)	Salaries & Allowances Paid (Rs.000)	
1/2	3	4	5	6	7	8	9	10	11	12	13	14	15	
<b>6. Patiala</b>														
1	Ghagga	2	476	11	5213412	1	852	17	15300000	0	0	0	0	
2	Bhadson	1	367	11	5519316	1	1428	38	34200000	0	0	0	0	
3	Ghanaur	1	131	5	1725315	1	1009	28	25200000	0	0	0	0	
4	Nabha	12	15218	30	3214151	4	1408	136	98100000	4	815	56	29612125	
5	Patiala	141	16312	569	221516310	16	12668	552	146980000	3	1558	85	299221238	
6	Patran	1	392	12	1854018	1	1311	17	15300000	0	0	0	0	
7	Rajpura	14	1241	28	1991228	5	4369	140	12600000	1	270	14	7705621	
8	Samana	9	8222	96	34816113	2	1266	64	39600000	0	0	0	0	
9	Sanaur	2	418	12	26132124	2	1759	71	63900000	0	0	0	0	
	<b>Sub-Total</b>	<b>183</b>	<b>42777</b>	<b>774</b>	<b>301981987</b>	<b>33</b>	<b>26070</b>	<b>1063</b>	<b>451180000</b>	<b>8</b>	<b>2643</b>	<b>155</b>	<b>336538984</b>	
<b>7. Amritsar</b>														
1	Amritsar	82	18416	394	11937016	49	25002	898	69167046	1	182	7	4721408	
2	Jandiala	0	0	0	0									
3	Ramdass	3	1084	9	1269176	1	1416	28	6819807	0	0	0	0	
4	Majitha	0	0	0	0	0	0	0	0	0	0	0	0	
5	Rayya	0	0	0	0	0	0	0	0	0	0	0	0	
6	Raja Sansi	3	649	12	4216910	1	1226	51	27611200	0	0	0	0	
7	Ajnala	0	0	0	0	2	1904	52	11780816	0	0	0	0	
	<b>Sub-Total</b>	<b>88</b>	<b>20149</b>	<b>415</b>	<b>17423102</b>	<b>53</b>	<b>29548</b>	<b>1029</b>	<b>115378869</b>	<b>1</b>	<b>182</b>	<b>7</b>	<b>4721408</b>	
<b>8. Tarn Taran</b>														
1	Tarn Taran	9	1097	34	14257830	2	12194	106	85112252	0	0	0	0	
2	Patti	8	1220	30	45124609	2	2343	64	41603944	1	161	11	14593881	
3	Khemkaran	2	302	8	642000	2	762	3	8249930	0	0	0	0	
4	Bhikhiwind	2	381	7	40288817	1	2149	27	17737947	1	312	20	10550338	
	<b>Sub-Total</b>	<b>21</b>	<b>3000</b>	<b>79</b>	<b>100313256</b>	<b>7</b>	<b>17448</b>	<b>200</b>	<b>152704073</b>	<b>2</b>	<b>473</b>	<b>31</b>	<b>25144219</b>	
<b>9. Hoshiarpur</b>														
1	Sham Churasi	2	885	33	4320000	3	185	16	6552000	0	0	0	0	
2	Hoshiarpur	14	3385	36	23567215	0	0	0	0	3	1500	35	22826630	
3	Hariyana	3	2251	20	7231721	6	14985	228	3588935	0	0	0	0	
4	Gardhiwal	3	1979	19	5790829	0	0	0	0	0	0	0	0	
5	Garh Shankar	2	556	14	3338510	0	0	0	0	1	400	14	4726570	
6	Tanda	8	498	24	7727883	2	1780	45	19263515	0	0	0	0	
7	Dasuya	4	530	10	2931725	2	1595	44	23545326	0	0	0	0	
8	Mukerian	1	450	4	2526930	1	2105	23	25369849	0	0	0	0	
9	Mahilpur	2	700	20	17300000	2	2450	82	80005225	0	0	0	0	
10	Talwara	4	870	12	43510220	2	1595	44	23545326	0	0	0	0	
	<b>Sub-Total</b>	<b>43</b>	<b>12104</b>	<b>192</b>	<b>118245033</b>	<b>18</b>	<b>24695</b>	<b>482</b>	<b>181870176</b>	<b>4</b>	<b>1900</b>	<b>49</b>	<b>27553200</b>	
<b>10. Shaheed Bhagat Singh Nagar</b>														
1	S.B.S. Nagar	5	1110	10	6650000	1	1320	38	39010500	0	0	0	0	
2	Banga	3	320	4	2627500	2	1010	25	11590800	0	0	0	0	
3	Balachaur	4	250	12	5230250	3	1530	35	20989300	0	0	0	0	
4	Rahon	2	390	7	3890200	3	1290	39	21050000	0	0	0	0	
	<b>Sub-Total</b>	<b>14</b>	<b>2070</b>	<b>33</b>	<b>18397950</b>	<b>9</b>	<b>5150</b>	<b>137</b>	<b>92640600</b>	<b>0</b>	<b>0</b>	<b>0</b>	<b>0</b>	
<b>11. Gurdaspur</b>														
1	Qadian	1	48	2	880000	1	201	10	2512000	0	0	0	0	
2	Shri Hargobindpur	4	316	6	3688000	2	879	35	17132000	0	0	0	0	
3	Dina Nagar	5	411	14	6550000	2	2750	68	5531000	0	0	0	0	
4	Batala	30	2650	68	14050000	5	3062	150	31050000	0	0	0	0	
5	Dhariwal	3	250	6	3161000	2	500	25	3902000	0	0	0	0	
6	Dera Baba Nanak	3	136	6	1650000	2	984	28	12076000	0	0	0	0	
7	Gurdaspur	26	1810	91	13050000	3	2644	188	64163000	0	0	0	0	
8	Fatehgarh Churian	2	190	7	3350000	2	2573	73	34069000	0	0	0	0	

S.No./ Name of the District	Name of the Municipality/ Municipal Corp.	State Govt. Institutions											
		Nursery and Primary Schools				Middle, High and Senior Secondary Schools				Schools for Professional and Special Education			
		Institutions (No.)	Scholars (No.)	Teachers (No.)	Salaries & Allowances Paid (Rs.000)	Institutions (No.)	Scholars (No.)	Teachers (No.)	Salaries & Allowances Paid (Rs.000)	Institutions (No.)	Scholars (No.)	Teachers (No.)	Salaries & Allowances Paid (Rs.000)
1/2	3	4	5	6	7	8	9	10	11	12	13	14	15
	<b>Sub-Total</b>	<b>74</b>	<b>5811</b>	<b>200</b>	<b>46379000</b>	<b>19</b>	<b>13593</b>	<b>577</b>	<b>170435000</b>	<b>0</b>	<b>0</b>	<b>0</b>	<b>0</b>

S.No./ Name of the District	Name of the Municipality/ Municipal Corpn.	State Govt. Institutions												
		Nursery and Primary Schools				Middle, High and Senior Secondary Schools				Schools for Professional and Special Education				
		Institutions (No.)	Scholars (No.)	Teachers (No.)	Salaries & Allowances Paid (Rs.000)	Institutions (No.)	Scholars (No.)	Teachers (No.)	Salaries & Allowances Paid (Rs.000)	Institutions (No.)	Scholars (No.)	Teachers (No.)	Salaries & Allowances Paid (Rs.000)	
1/2	3	4	5	6	7	8	9	10	11	12	13	14	15	
<b>12. Faridkot</b>														
1	Faridkot	11	2634	48	31717318	11	2790	126	71025833	0	0	0	0	0
2	Kotkapura	11	2502	61	39876105	5	2911	109	61250761	0	0	0	0	0
3	Jaitu	9	1351	20	12974132	3	1887	65	37938671	0	0	0	0	0
	<b>Sub-Total</b>	<b>31</b>	<b>6487</b>	<b>129</b>	<b>84567555</b>	<b>19</b>	<b>7588</b>	<b>300</b>	<b>170215265</b>	<b>0</b>	<b>0</b>	<b>0</b>	<b>0</b>	<b>0</b>
<b>13. Muktsar</b>														
1	Muktsar	14	2625	74	9160	4	3232	125	19876	1	42	5	12891	
2	Malout	12	2035	66	8902	5	3433	115	19891					
3	Gidderbaha	4	1589	29	3991	2	654	26	5799	1	34	3	1114	
4	Bariwala	1	276	5	2793	1	734	29	6059					
	<b>Sub-Total</b>	<b>31</b>	<b>6525</b>	<b>174</b>	<b>24846</b>	<b>12</b>	<b>8053</b>	<b>295</b>	<b>51625</b>	<b>2</b>	<b>76</b>	<b>8</b>	<b>14005</b>	
<b>14. Moga</b>														
1	Dharamkot	3	750	28	4670414	2	620	18	10472815	0	0	0	0	0
2	Badhni Kalan	0	0	0	0	2	550	25	16452728	0	0	0	0	0
3	Bagha Purana	3	1040	18	7477793	2	2890	96	6145045	0	0	0	0	0
4	Moga	11	2450	58	30492837	6	4380	103	70745195	0	0	0	0	0
5	Nihal Singh Wala	0	0	0	0	0	0	0	0	0	0	0	0	0
6	Kot Ise Khan	0	0	0	0	0	0	0	0	0	0	0	0	0
	<b>Sub-Total</b>	<b>17</b>	<b>4240</b>	<b>104</b>	<b>42641044</b>	<b>12</b>	<b>8440</b>	<b>242</b>	<b>103815783</b>	<b>0</b>	<b>0</b>	<b>0</b>	<b>0</b>	<b>0</b>
<b>15. Rupnagar</b>														
1	Rupnagar	7	786	20	10239000	2	1149	86	55592000	3	836	69	43458000	
2	Morinda	2	189	5	2566000	1	458	40	23502000	1	113	4	2791000	
3	Shri Anadpur Sahib	3	407	14	10111000	1	1300	48	27208000	1	270	3	2295000	
4	Nangal	7	365	17	7668000	3	1530	98	57458000	1	515	31	16615000	
5	Chamkaur Sahib	2	265	8	3857000	3	617	35	27727000	0	0	0	0	
6	Shri Kiratpur Sahib	0	0	0	0	0	0	0	0	0	0	0	0	
	<b>Sub-Total</b>	<b>21</b>	<b>2012</b>	<b>64</b>	<b>34441000</b>	<b>10</b>	<b>5054</b>	<b>307</b>	<b>191487000</b>	<b>6</b>	<b>1734</b>	<b>107</b>	<b>65159000</b>	
<b>16. Sahibzada Ajit Singh Nagar</b>														
1	S.A.S. Nagar	15	3313	78	45232	11	4142	240	269949	1	358	7	1728	
2	Kurali	3	693	12	4013	2	882	37	34851	0	0	0	0	
3	Kharar	10	1809	42	18068	8	2341	133	95140	1	118	6	2813	
4	Dera Bassi	13	1337	25	12034	7	2291	99	66190	0	0	0	0	
5	Zirakpur	11	1378	36	17413	9	2359	128	78829	0	0	0	0	
6	Naya-Gaon	4	561	19	3702	4	960	67	45434	6	625	10	2995	
7	Banur	9	3189	64	24813	1	1045	33	23223	1	78	5	1398	
8	Lalru	11	1202	16	7013	8	2413	123	78106	0	0	0	0	
	<b>Sub-Total</b>	<b>76</b>	<b>12762</b>	<b>292</b>	<b>132288</b>	<b>50</b>	<b>16433</b>	<b>860</b>	<b>691722</b>	<b>9</b>	<b>1179</b>	<b>28</b>	<b>8934</b>	
<b>17. Bathinda</b>														
1	Bathinda	23	4685	168	95667982	11	5302	254	16213472	2	72	9	19765012	
2	Bhucho	2	368	12	8231926	2	1069	49	32419340	0	0	0	0	
3	Goniana	2	344	11	7698421	3	1442	60	37645827	0	0	0	0	
4	Kot Fattah	3	453	15	8427890	1	640	29	18924715	0	0	0	0	
5	Maur	6	909	29	15376048	4	1837	83	43654302	0	0	0	0	
6	Rama	2	401	10	6403135	2	544	28	18822913	0	0	0	0	
7	Rampura Phool	5	1258	37	24263716	5	2365	111	48770280	0	0	0	0	
8	Sangat	1	120	5	2464346	1	440	29	19224653	0	0	0	0	
9	Talwandi Sabo	2	454	12	6991693	1	685	24	16430956	0	0	0	0	
10	Bhgta	2	321	12	7124683	3	844	32	18893962	0	0	0	0	
11	Kot Shamir	2	509	18	8129472	1	876	43	20173246	0	0	0	0	
12	Lehra Mohabbat	2	333	9	4653941	1	544	28	18247841	0	0	0	0	
13	Nathana	3	308	15	6447832	2	682	46	21482172	0	0	0	0	





S.No./ Name of the District	Name of the Municipality/ Municipal Corp.	State Govt. Institutions											
		Nursery and Primary Schools				Middle, High and Senior Secondary Schools				Schools for Professional and Special Education			
		Institutions (No.)	Scholars (No.)	Teachers (No.)	Salaries & Allowances Paid (Rs.000)	Institutions (No.)	Scholars (No.)	Teachers (No.)	Salaries & Allowances Paid (Rs.000)	Institutions (No.)	Scholars (No.)	Teachers (No.)	Salaries & Allowances Paid (Rs.000)
1/2	3	4	5	6	7	8	9	10	11	12	13	14	15
2	sujanpur	0	0	0	0	0	0	0	0	0	0	0	0
	<b>Sub-Total</b>	<b>0</b>	<b>0</b>	<b>0</b>	<b>0</b>	<b>0</b>	<b>0</b>	<b>0</b>	<b>0</b>	<b>0</b>	<b>0</b>	<b>0</b>	<b>0</b>
	<b>Grand Total</b>	<b>1150</b>	<b>217249</b>	<b>4904</b>	<b>1350597109</b>	<b>536</b>	<b>321771</b>	<b>11391</b>	<b>3697197242</b>	<b>70</b>	<b>26242</b>	<b>1023</b>	<b>607535974</b>

## Educational and Cultural Statistics

Table No. 7.3 No. of Educational Institutions, Scholars, Teachers and their Salaries 2015-16

S.No./ Name of the District	Name of the Municipality/ Municipal Corpn.	State Govt. Institutions												
		Colleges for General Education				Colleges for Professional and Special Education				Research Institutions				
		Institutions (No.)	Scholars (No.)	Teachers (No.)	Salaries & Allowances Paid (Rs.000)	Institutions (No.)	Scholars (No.)	Teachers (No.)	Salaries & Allowances Paid (Rs.000)	Institutions (No.)	Scholars (No.)	Teachers (No.)	Salaries & Allowances Paid (Rs.000)	
1/2	3	4	5	6	7	8	9	10	11	12	13	14	15	
<b>1. Kapurthala</b>														
1	Kapurthala	1	1790	30	64948418	0	0	0	0	0	0	0	0	0
2	Phagwara	0	0	0	0	0	0	0	0	0	0	0	0	0
3	Sultanpur Lodhi	0	0	0	0	0	0	0	0	0	0	0	0	0
4	Dhilwan	0	0	0	0	0	0	0	0	0	0	0	0	0
5	Begowal	0	0	0	0	0	0	0	0	0	0	0	0	0
6	Bhulath	1	185	10	9472869	0	0	0	0	0	0	0	0	0
7	Nadala	0	0	0	0	0	0	0	0	0	0	0	0	0
	<b>Sub-Total</b>	<b>2</b>	<b>1975</b>	<b>40</b>	<b>74421287</b>	<b>0</b>	<b>0</b>	<b>0</b>	<b>0</b>	<b>0</b>	<b>0</b>	<b>0</b>	<b>0</b>	<b>0</b>
<b>2. Fatehgarh Sahib</b>														
1	Amlah	0	0	0	0	0	0	0	0	0	0	0	0	0
2	Sirhind	0	0	0	0	1	141	2	1440000	0	0	0	0	0
3	Gobindgarh	1	369	4	7181304	0	0	0	0	0	0	0	0	0
4	Bassi Pathana	0	0	0	0	1	304	19	10418280	0	0	0	0	0
5	Khamano	0	0	0	0	0	0	0	0	0	0	0	0	0
	<b>Sub-Total</b>	<b>1</b>	<b>369</b>	<b>4</b>	<b>7181304</b>	<b>2</b>	<b>445</b>	<b>21</b>	<b>11858280</b>	<b>0</b>	<b>0</b>	<b>0</b>	<b>0</b>	<b>0</b>
<b>3. Mansa</b>														
1	Mansa	1	2086	28	1051856	0	0	0	0	0	0	0	0	0
2	Budhlada	0	0	0	0	0	0	0	0	0	0	0	0	0
3	Bareta	0	0	0	0	0	0	0	0	0	0	0	0	0
4	Bhikki	0	0	0	0	0	0	0	0	0	0	0	0	0
5	Sardulgarh	0	0	0	0	0	0	0	0	0	0	0	0	0
6	Joga	0	0	0	0	0	0	0	0	0	0	0	0	0
7	Boha	0	0	0	0	0	0	0	0	0	0	0	0	0
	<b>Sub-Total</b>	<b>1</b>	<b>2086</b>	<b>28</b>	<b>1051856</b>	<b>0</b>	<b>0</b>	<b>0</b>	<b>0</b>	<b>0</b>	<b>0</b>	<b>0</b>	<b>0</b>	<b>0</b>
<b>4. Firozpur</b>														
1	Firozpur	0	0	0	0	1	565	15	8270000	0	0	0	0	0
2	Talwandi Bhai	0	0	0	0	0	0	0	0	0	0	0	0	0
3	Zira	0	0	0	0	0	0	0	0	0	0	0	0	0
4	Guru Har Sahai	0	0	0	0	0	0	0	0	0	0	0	0	0
5	Makhu	0	0	0	0	0	0	0	0	0	0	0	0	0
6	Mudakki	0	0	0	0	0	0	0	0	0	0	0	0	0
7	Malanwali khas	0	0	0	0	0	0	0	0	0	0	0	0	0
8	Mamdot	0	0	0	0	0	0	0	0	0	0	0	0	0
	<b>Sub-Total</b>	<b>0</b>	<b>0</b>	<b>0</b>	<b>0</b>	<b>1</b>	<b>565</b>	<b>15</b>	<b>8270000</b>	<b>0</b>	<b>0</b>	<b>0</b>	<b>0</b>	<b>0</b>
<b>5. Ludhiana</b>														
1	Ludhiana	2	8056	156	143923	0	0	0	0	0	0	0	0	0
2	Samrala	0	0	0	0	0	0	0	0	0	0	0	0	0
3	Khanna	0	0	0	0	0	0	0	0	0	0	0	0	0
4	Doraha	0	0	0	0	0	0	0	0	0	0	0	0	0
5	Jagraon	0	0	0	0	1	123	11	6951	1	403	22	16237	0
6	Raikot	0	0	0	0	0	0	0	0	0	0	0	0	0
7	Mulanpur	0	0	0	0	0	0	0	0	0	0	0	0	0
8	Payal	0	0	0	0	0	0	0	0	0	0	0	0	0
9	Machhiwara	0	0	0	0	0	0	0	0	0	0	0	0	0
10	Maloud	0	0	0	0	0	0	0	0	0	0	0	0	0
11	Sahnewal	0	0	0	0	0	0	0	0	0	0	0	0	0
	<b>Sub-Total</b>	<b>2</b>	<b>8056</b>	<b>156</b>	<b>143923</b>	<b>1</b>	<b>123</b>	<b>11</b>	<b>6951</b>	<b>1</b>	<b>403</b>	<b>22</b>	<b>16237</b>	<b>0</b>

S.No./ Name of the District	Name of the Municipality/ Municipal Corpn.	State Govt. Institutions												
		Colleges for General Education				Colleges for Professional and Special Education				Research Institutions				
		Institutions (No.)	Scholars (No.)	Teachers (No.)	Salaries & Allowances Paid (Rs.000)	Institutions (No.)	Scholars (No.)	Teachers (No.)	Salaries & Allowances Paid (Rs.000)	Institutions (No.)	Scholars (No.)	Teachers (No.)	Salaries & Allowances Paid (Rs.000)	
1/2	3	4	5	6	7	8	9	10	11	12	13	14	15	
<b>6. Patiala</b>														
1	Ghagga	0	0	0	0	0	0	0	0	0	0	0	0	0
2	Bhadson	0	0	0	0	0	0	0	0	0	0	0	0	0
3	Ghanaur	0	0	0	0	0	0	0	0	0	0	0	0	0
4	Nabha	1	3620	27	25901988	0	0	0	0	0	0	0	0	0
5	Patiala	2	9289	141	191324013	7	3618	368	843215302	0	0	0	0	0
6	Patran	0	0	0	0	0	0	0	0	0	0	0	0	0
7	Rajpura	0	0	0	0	0	0	0	0	0	0	0	0	0
8	Samana	0	0	0	0	0	0	0	0	0	0	0	0	0
9	Sanaur	0	0	0	0	0	0	0	0	0	0	0	0	0
	<b>Sub-Total</b>	<b>3</b>	<b>12909</b>	<b>168</b>	<b>217226001</b>	<b>7</b>	<b>3618</b>	<b>368</b>	<b>843215302</b>	<b>0</b>	<b>0</b>	<b>0</b>	<b>0</b>	<b>0</b>
<b>7. Amritsar</b>														
1	Amritsar	1	2918	71	11379118	3	1628	60	47182018	0	0	0	0	0
2	Jandiala	0	0	0	0	0	0	0	0	0	0	0	0	0
3	Ramdass	0	0	0	0	0	0	0	0	0	0	0	0	0
4	Majitha	0	0	0	0	0	0	0	0	0	0	0	0	0
5	Rayya	0	0	0	0	0	0	0	0	0	0	0	0	0
6	Raja Sansi	0	0	0	0	0	0	0	0	0	0	0	0	0
7	Ajnala	1	362	25	11367064	1	338	17	11976444	0	0	0	0	0
	<b>Sub-Total</b>	<b>2</b>	<b>3280</b>	<b>96</b>	<b>22746182</b>	<b>4</b>	<b>1966</b>	<b>77</b>	<b>59158462</b>	<b>0</b>	<b>0</b>	<b>0</b>	<b>0</b>	<b>0</b>
<b>8. Tarn Taran</b>														
1	Tarn Taran	1	800	10	3779532	0	0	0	0	0	0	0	0	0
2	Patti	1	882	30	3277500	0	0	0	0	0	0	0	0	0
3	Khemkaran	0	0	0	0	0	0	0	0	0	0	0	0	0
4	Bhikhiwind	0	0	0	0	0	0	0	0	0	0	0	0	0
	<b>Sub-Total</b>	<b>2</b>	<b>1682</b>	<b>40</b>	<b>7057032</b>	<b>0</b>	<b>0</b>	<b>0</b>	<b>0</b>	<b>0</b>	<b>0</b>	<b>0</b>	<b>0</b>	<b>0</b>
<b>9. Hoshiarpur</b>														
1	Sham Churasi	1	230	5	2750000	0	0	0	0	0	0	0	0	0
2	Hoshiarpur	1	4000	88	93816582	2	1425	75	28946575	0	0	0	0	0
3	Hariyana	0	0	0	0	0	0	0	0	0	0	0	0	0
4	Gardhiwal	0	0	0	0	0	0	0	0	0	0	0	0	0
5	Garh Shankar	0	0	0	0	0	0	0	0	0	0	0	0	0
6	Tanda	1	1550	35	17843625	0	0	0	0	0	0	0	0	0
7	Dasuya	0	0	0	0	0	0	0	0	0	0	0	0	0
8	Mukerian	0	0	0	0	1	425	16	5867520	0	0	0	0	0
9	Mahilpur	0	0	0	0	1	62	7	5965000	0	0	0	0	0
10	Talwara	1	1900	28	25663413	0	0	0	0	0	0	0	0	0
	<b>Sub-Total</b>	<b>4</b>	<b>7680</b>	<b>156</b>	<b>140073620</b>	<b>4</b>	<b>1912</b>	<b>98</b>	<b>40779095</b>	<b>0</b>	<b>0</b>	<b>0</b>	<b>0</b>	<b>0</b>
<b>10. Shaheed Bhagat Singh Nagar</b>														
1	S.B.S. Nagar	5	2985	127	99985815	0	0	0	0	0	0	0	0	0
2	Banga	2	3020	75	710445	0	0	0	0	0	0	0	0	0
3	Balachaur	0	0	0	0	0	0	0	0	0	0	0	0	0
4	Rahon	0	0	0	0	0	0	0	0	0	0	0	0	0
	<b>Sub-Total</b>	<b>7</b>	<b>6005</b>	<b>202</b>	<b>100696260</b>	<b>0</b>	<b>0</b>	<b>0</b>	<b>0</b>	<b>0</b>	<b>0</b>	<b>0</b>	<b>0</b>	<b>0</b>
<b>11. Gurdaspur</b>														
1	Qadian	0	0	0	0	1	240	26	11369000	0	0	0	0	0
2	Shri Hargobindpur	0	0	0	0	0	0	0	0	0	0	0	0	0
3	Dina Nagar	0	0	0	0	0	0	0	0	0	0	0	0	0
4	Batala	0	0	0	0	1	302	27	16310000	0	0	0	0	0
5	Dhariwal	0	0	0	0	0	0	0	0	0	0	0	0	0
6	Dera Baba Nanak	0	0	0	0	0	0	0	0	0	0	0	0	0
7	Gurdaspur	1	2251	39	46800000	0	0	0	0	0	0	0	0	0
8	Fatehgarh Churian	0	0	0	0	2	248	12	4300000	0	0	0	0	0
	<b>Sub-Total</b>	<b>1</b>	<b>2251</b>	<b>39</b>	<b>46800000</b>	<b>4</b>	<b>790</b>	<b>65</b>	<b>31979000</b>	<b>0</b>	<b>0</b>	<b>0</b>	<b>0</b>	<b>0</b>



S.No./ Name of the District	Name of the Municipality/ Municipal Corpn.	State Govt. Institutions											
		Colleges for General Education				Colleges for Professional and Special Education				Research Institutions			
		Institutions (No.)	Scholars (No.)	Teachers (No.)	Salaries & Allowances Paid (Rs.000)	Institutions (No.)	Scholars (No.)	Teachers (No.)	Salaries & Allowances Paid (Rs.000)	Institutions (No.)	Scholars (No.)	Teachers (No.)	Salaries & Allowances Paid (Rs.000)
1/2	3	4	5	6	7	8	9	10	11	12	13	14	15
13	Nathana	0	0	0	0	0	0	0	0	0	0	0	0
14	Chowke	0	0	0	0	0	0	0	0	0	0	0	0
15	Rampura	0	0	0	0	0	0	0	0	0	0	0	0
16	Balianwali	0	0	0	0	0	0	0	0	0	0	0	0
17	Mandi Kalan	0	0	0	0	0	0	0	0	0	0	0	0
18	Maluka	0	0	0	0	0	0	0	0	0	0	0	0
19	Bhai Rupa	0	0	0	0	0	0	0	0	0	0	0	0
20	Kohta Guru	0	0	0	0	0	0	0	0	0	0	0	0
21	Mehraj	1	1056	20	6586930	0	0	0	0	0	0	0	0
	<b>Sub-Total</b>	<b>6</b>	<b>3168</b>	<b>114</b>	<b>96555002</b>	<b>6</b>	<b>0</b>	<b>180</b>	<b>139110363</b>	<b>0</b>	<b>0</b>	<b>0</b>	<b>0</b>
<b>18. Jalandhar</b>													
1	Adampur	0	0	0	0	0	0	0	0	0	0	0	0
2	Alawalpur	0	0	0	0	0	0	0	0	0	0	0	0
3	Jalandhar	0	0	0	0	5	2415	162	686520	0	0	0	0
4	Kartarpur	0	0	0	0	0	0	0	0	0	0	0	0
5	Nakodar	0	0	0	0	0	0	0	0	0	0	0	0
6	Noor Mahal	0	0	0	0	0	0	0	0	0	0	0	0
7	Philaur	0	0	0	0	0	0	0	0	0	0	0	0
8	Shahkot	0	0	0	0	0	0	0	0	0	0	0	0
9	Goraya	0	0	0	0	0	0	0	0	0	0	0	0
10	Bhogpur	0	0	0	0	0	0	0	0	0	0	0	0
11	Lohian Khas	0	0	0	0	0	0	0	0	0	0	0	0
12	Mehatpur	0	0	0	0	0	0	0	0	0	0	0	0
	<b>Sub-Total</b>	<b>0</b>	<b>0</b>	<b>0</b>	<b>0</b>	<b>5</b>	<b>2415</b>	<b>162</b>	<b>686520</b>	<b>0</b>	<b>0</b>	<b>0</b>	<b>0</b>
<b>19. Sangrur</b>													
1	Malerkotla	1	3165	23	29465	1	100	6	3645	0	0	0	0
2	Sangrur	1	3514	34	44687	0	0	0	0	0	0	0	0
3	Sunam	1	3065	27	21321	0	0	0	0	0	0	0	0
4	Dhuri	0	0	0	0	0	0	0	0	0	0	0	0
5	Longowal	0	0	0	0	0	0	0	0	0	0	0	0
6	Ahmedgarh	0	0	0	0	0	0	0	0	0	0	0	0
7	Lehragaga	0	0	0	0	2	1432	33	15998	0	0	0	0
8	Bhiwanigarh	0	0	0	0	0	0	0	0	0	0	0	0
9	Khanauri	0	0	0	0	0	0	0	0	0	0	0	0
10	Cheema	0	0	0	0	0	0	0	0	0	0	0	0
11	Dirba	0	0	0	0	0	0	0	0	0	0	0	0
12	Moonak	0	0	0	0	0	0	0	0	0	0	0	0
13	Amargarh	0	0	0	0	0	0	0	0	0	0	0	0
	<b>Sub-Total</b>	<b>3</b>	<b>9744</b>	<b>84</b>	<b>95473</b>	<b>3</b>	<b>1532</b>	<b>39</b>	<b>19643</b>	<b>0</b>	<b>0</b>	<b>0</b>	<b>0</b>
<b>20. Barnala</b>													
1	Barnala	0	0	0	0	0	0	0	0	0	0	0	0
2	Tapa	0	0	0	0	0	0	0	0	0	0	0	0
3	Bhadaur	0	0	0	0	0	0	0	0	0	0	0	0
4	Dhanoula	0	0	0	0	0	0	0	0	0	0	0	0
5	Handiaya	0	0	0	0	0	0	0	0	0	0	0	0
	<b>Sub-Total</b>	<b>0</b>	<b>0</b>	<b>0</b>	<b>0</b>	<b>0</b>	<b>0</b>	<b>0</b>	<b>0</b>	<b>0</b>	<b>0</b>	<b>0</b>	<b>0</b>
<b>21. Fazilka</b>													
1	Abohar	0	0	0	0	0	0	0	0	0	0	0	0
2	Jalalabad	1	540	25	8060	0	0	0	0	0	0	0	0
3	Fazilka	1	629	22	74060	0	0	0	0	0	0	0	0
4	Arni Wala Sheikh Suban	0	0	0	0	0	0	0	0	0	0	0	0
	<b>Sub-Total</b>	<b>2</b>	<b>1169</b>	<b>47</b>	<b>82120</b>	<b>0</b>	<b>0</b>	<b>0</b>	<b>0</b>	<b>0</b>	<b>0</b>	<b>0</b>	<b>0</b>
<b>22. Pathankot</b>													
1	Pathankot	0	0	0	0	0	0	0	0	0	0	0	0
2	sujanpur	0	0	0	0	0	0	0	0	0	0	0	0
	<b>Sub-Total</b>	<b>0</b>	<b>0</b>	<b>0</b>	<b>0</b>	<b>0</b>	<b>0</b>	<b>0</b>	<b>0</b>	<b>0</b>	<b>0</b>	<b>0</b>	<b>0</b>
	<b>Grand Total</b>	<b>#WERT!</b>	<b>69214</b>	<b>1314</b>	<b>794274129</b>	<b>41</b>	<b>14416</b>	<b>1130</b>	<b>1191831150</b>	<b>1</b>	<b>403</b>	<b>22</b>	<b>16237</b>









S.No./ Name of the District	Name of the Municipality/ Municipal Corpn.	Municipal Institutions												
		Nursery and Primary Schools				Middle, High and Senior Secondary Schools				Schools for Professional and Special Education				
		Institutions (No.)	Scholars (No.)	Teachers (No.)	Salaries & Allowances Paid (Rs.000)	Institutions (No.)	Scholars (No.)	Teachers (No.)	Salaries & Allowances Paid (Rs.000)	Institutions (No.)	Scholars (No.)	Teachers (No.)	Salaries & Allowances Paid (Rs.000)	
1/2	3	4	5	6	7	8	9	10	11	12	13	14	15	
	Rampura	0	0	0	0	0	0	0	0	0	0	0	0	
	Balianwali	0	0	0	0	0	0	0	0	0	0	0	0	
	Mandi Kalan	0	0	0	0	0	0	0	0	0	0	0	0	
	Maluka	0	0	0	0	0	0	0	0	0	0	0	0	
	Bhai Rupa	0	0	0	0	0	0	0	0	0	0	0	0	
	Kotha Guru	0	0	0	0	0	0	0	0	0	0	0	0	
	Mehraj	0	0	0	0	0	0	0	0	0	0	0	0	
	<b>Sub-Total</b>	<b>0</b>	<b>0</b>	<b>0</b>	<b>0</b>	<b>0</b>	<b>0</b>	<b>0</b>	<b>0</b>	<b>0</b>	<b>0</b>	<b>0</b>	<b>0</b>	
<b>18. Jalandhar</b>														
	Adampur	0	0	0	0	0	0	0	0	0	0	0	0	
	Alawalpur	0	0	0	0	0	0	0	0	0	0	0	0	
	Jalandhar	0	0	0	0	0	0	0	0	0	0	0	0	
	Kartarpur	3	98	7	2447800	0	0	0	0	0	0	0	0	
	Nakodar	0	0	0	0	0	0	0	0	0	0	0	0	
	Noor Mahal	0	0	0	0	0	0	0	0	0	0	0	0	
	Philaur	0	0	0	0	0	0	0	0	0	0	0	0	
	Shahkot	0	0	0	0	0	0	0	0	0	0	0	0	
	Goraya	0	0	0	0	0	0	0	0	0	0	0	0	
	Bhogpur	1	94	2	850467	0	0	0	0	0	0	0	0	
	Lohian Khas	0	0	0	0	0	0	0	0	0	0	0	0	
	Mehatpur	0	0	0	0	0	0	0	0	0	0	0	0	
	<b>Sub-Total</b>	<b>4</b>	<b>192</b>	<b>9</b>	<b>3298267</b>	<b>0</b>	<b>0</b>	<b>0</b>	<b>0</b>	<b>0</b>	<b>0</b>	<b>0</b>	<b>0</b>	
<b>19. Sangrur</b>														
	Malerkotla	0	0	0	0	0	0	0	0	0	0	0	0	
	Sangrur	0	0	0	0	0	0	0	0	0	0	0	0	
	Sunam	0	0	0	0	0	0	0	0	0	0	0	0	
	Dhuri	0	0	0	0	0	0	0	0	0	0	0	0	
	Longowal	0	0	0	0	0	0	0	0	0	0	0	0	
	Ahmedgarh	0	0	0	0	0	0	0	0	0	0	0	0	
	Lehragaga	0	0	0	0	0	0	0	0	0	0	0	0	
	Bhiwanigarh	0	0	0	0	0	0	0	0	0	0	0	0	
	Khanauri	0	0	0	0	0	0	0	0	0	0	0	0	
	Cheema	0	0	0	0	0	0	0	0	0	0	0	0	
	Dirba	0	0	0	0	0	0	0	0	0	0	0	0	
	Moonak	0	0	0	0	0	0	0	0	0	0	0	0	
	Amargarh	0	0	0	0	0	0	0	0	0	0	0	0	
	<b>Sub-Total</b>	<b>0</b>	<b>0</b>	<b>0</b>	<b>0</b>	<b>0</b>	<b>0</b>	<b>0</b>	<b>0</b>	<b>0</b>	<b>0</b>	<b>0</b>	<b>0</b>	
<b>20. Barnala</b>														
	Barnala	0	0	0	0	0	0	0	0	0	0	0	0	
	Tapa	0	0	0	0	0	0	0	0	0	0	0	0	
	Bhadaur	0	0	0	0	0	0	0	0	0	0	0	0	
	Dhanoula	0	0	0	0	0	0	0	0	0	0	0	0	
	Handiaya	0	0	0	0	0	0	0	0	0	0	0	0	
	<b>Sub-Total</b>	<b>0</b>	<b>0</b>	<b>0</b>	<b>0</b>	<b>0</b>	<b>0</b>	<b>0</b>	<b>0</b>	<b>0</b>	<b>0</b>	<b>0</b>	<b>0</b>	
<b>21. Fazilka</b>														
	Abohar	0	0	0	0	0	0	0	0	0	0	0	0	
	Jalalabad	0	0	0	0	0	0	0	0	0	0	0	0	
	Fazilka	0	0	0	0	0	0	0	0	0	0	0	0	
	Arni Wala Sheikh Suban	0	0	0	0	0	0	0	0	0	0	0	0	
	<b>Sub-Total</b>	<b>0</b>	<b>0</b>	<b>0</b>	<b>0</b>	<b>0</b>	<b>0</b>	<b>0</b>	<b>0</b>	<b>0</b>	<b>0</b>	<b>0</b>	<b>0</b>	
<b>22. Pathankot</b>														
	Pathankot	0	0	0	0	0	0	0	0	0	0	0	0	
	sujanpur	0	0	0	0	0	0	0	0	0	0	0	0	
	<b>Sub-Total</b>	<b>0</b>	<b>0</b>	<b>0</b>	<b>0</b>	<b>0</b>	<b>0</b>	<b>0</b>	<b>0</b>	<b>0</b>	<b>0</b>	<b>0</b>	<b>0</b>	
	<b>Grand Total</b>	<b>27</b>	<b>3663</b>	<b>88</b>	<b>86584316</b>	<b>2</b>	<b>666</b>	<b>44</b>	<b>23330000</b>	<b>3</b>	<b>296</b>	<b>9</b>	<b>5652620</b>	







S.No./ Name of the District	Name of the Municipality/ Municipal Corpn.	Municipal Institutions											
		Colleges for General Education				Colleges for Professional and Special Education				Research Institutions			
		Institutions (No.)	Scholars (No.)	Teachers (No.)	Salaries & Allowances Paid (Rs.000)	Institutions (No.)	Scholars (No.)	Teachers (No.)	Salaries & Allowances Paid (Rs.000)	Institutions (No.)	Scholars (No.)	Teachers (No.)	Salaries & Allowances Paid (Rs.000)
1/2	3	4	5	6	7	8	9	10	11	12	13	14	15
14	Chowke	0	0	0	0	0	0	0	0	0	0	0	0
15	Rampura	0	0	0	0	0	0	0	0	0	0	0	0
16	Balianwali	0	0	0	0	0	0	0	0	0	0	0	0
17	Mandi Kalan	0	0	0	0	0	0	0	0	0	0	0	0
18	Maluka	0	0	0	0	0	0	0	0	0	0	0	0
19	Bhai Rupa	0	0	0	0	0	0	0	0	0	0	0	0
20	Kotha Guru	0	0	0	0	0	0	0	0	0	0	0	0
21	Mehraj	0	0	0	0	0	0	0	0	0	0	0	0
	<b>Sub-Total</b>	<b>0</b>	<b>0</b>	<b>0</b>	<b>0</b>	<b>0</b>	<b>0</b>	<b>0</b>	<b>0</b>	<b>0</b>	<b>0</b>	<b>0</b>	<b>0</b>
<b>18. Jalandhar</b>													
1	Adampur	0	0	0	0	0	0	0	0	0	0	0	0
2	Alawalpur	0	0	0	0	0	0	0	0	0	0	0	0
3	Jalandhar	0	0	0	0	0	0	0	0	0	0	0	0
4	Kartarpur	0	0	0	0	0	0	0	0	0	0	0	0
5	Nakodar	0	0	0	0	0	0	0	0	0	0	0	0
6	Noor Mahal	0	0	0	0	0	0	0	0	0	0	0	0
7	Philaur	0	0	0	0	0	0	0	0	0	0	0	0
8	Shahkot	0	0	0	0	0	0	0	0	0	0	0	0
9	Goraya	0	0	0	0	0	0	0	0	0	0	0	0
10	Bhogpur	0	0	0	0	0	0	0	0	0	0	0	0
11	Lohian Khas	0	0	0	0	0	0	0	0	0	0	0	0
12	Mehatpur	0	0	0	0	0	0	0	0	0	0	0	0
	<b>Sub-Total</b>	<b>0</b>	<b>0</b>	<b>0</b>	<b>0</b>	<b>0</b>	<b>0</b>	<b>0</b>	<b>0</b>	<b>0</b>	<b>0</b>	<b>0</b>	<b>0</b>
<b>19. Sangrur</b>													
1	Malerkotla	0	0	0	0	0	0	0	0	0	0	0	0
2	Sangrur	0	0	0	0	0	0	0	0	0	0	0	0
3	Sunam	0	0	0	0	0	0	0	0	0	0	0	0
4	Dhuri	0	0	0	0	0	0	0	0	0	0	0	0
5	Longowal	0	0	0	0	0	0	0	0	0	0	0	0
6	Ahmedgarh	0	0	0	0	0	0	0	0	0	0	0	0
7	Lehragaga	0	0	0	0	0	0	0	0	0	0	0	0
8	Bhiwanigarh	0	0	0	0	0	0	0	0	0	0	0	0
9	Khanauri	0	0	0	0	0	0	0	0	0	0	0	0
10	Cheema	0	0	0	0	0	0	0	0	0	0	0	0
11	Dirba	0	0	0	0	0	0	0	0	0	0	0	0
12	Moonak	0	0	0	0	0	0	0	0	0	0	0	0
13	Amargarh	0	0	0	0	0	0	0	0	0	0	0	0
	<b>Sub-Total</b>	<b>0</b>	<b>0</b>	<b>0</b>	<b>0</b>	<b>0</b>	<b>0</b>	<b>0</b>	<b>0</b>	<b>0</b>	<b>0</b>	<b>0</b>	<b>0</b>
<b>21. Fazilka</b>													
1	Abohar	0	0	0	0	0	0	0	0	0	0	0	0
2	Jalalabad	0	0	0	0	0	0	0	0	0	0	0	0
3	Fazilka	0	0	0	0	0	0	0	0	0	0	0	0
4	Arni Wala Sheikh Suban	0	0	0	0	0	0	0	0	0	0	0	0
	<b>Sub-Total</b>	<b>0</b>	<b>0</b>	<b>0</b>	<b>0</b>	<b>0</b>	<b>0</b>	<b>0</b>	<b>0</b>	<b>0</b>	<b>0</b>	<b>0</b>	<b>0</b>
<b>22. Pathankot</b>													
1	Pathankot	0	0	0	0	0	0	0	0	0	0	0	0
2	sujanpur	0	0	0	0	0	0	0	0	0	0	0	0
	<b>Sub-Total</b>	<b>0</b>	<b>0</b>	<b>0</b>	<b>0</b>	<b>0</b>	<b>0</b>	<b>0</b>	<b>0</b>	<b>0</b>	<b>0</b>	<b>0</b>	<b>0</b>
	<b>Grand Total</b>	<b>0</b>	<b>0</b>	<b>0</b>	<b>0</b>	<b>1</b>	<b>189</b>	<b>21</b>	<b>20411000</b>	<b>0</b>	<b>0</b>	<b>0</b>	<b>0</b>

**Educational and Cultural Statistics**

**Table No. 7.6 No. of Educational Institutions, Scholars, Teachers and their Salaries 2015-16**

S.No./ Name of the District	Name of the Municipality/ Municipal Corpn.	Other Aided Institutions											
		Nursery and Primary Schools				Middle, High and Senior Secondary Schools				Schools for Professional and Special Education			
		Institutions (No.)	Scholars (No.)	Teachers (No.)	Salaries & Allowances Paid (Rs.000)	Institutions (No.)	Scholars (No.)	Teachers (No.)	Salaries & Allowances Paid (Rs.000)	Institutions (No.)	Scholars (No.)	Teachers (No.)	
1/2	3	4	5	6	7	8	9	10	11	12	13	14	
<b>1. Kapurthala</b>													
1	Kapurthala	0	0	0	0	4	2861	53	24051000	0	0	0	
2	Phagwara	0	0	0	0	5	4429	60	37536000	0	0	0	
3	Sultanpur Lodhi	0	0	0	0	2	972	16	8582000	0	0	0	
4	Dhilwan	0	0	0	0	0	0	0	0	0	0	0	
5	Begowal	0	0	0	0	1	920	12	6100000	0	0	0	
6	Bhulath	0	0	0	0	0	0	0	0	0	0	0	
7	Nadala	0	0	0	0	0	0	0	0	0	0	0	
	<b>Sub-Total</b>	<b>0</b>	<b>0</b>	<b>0</b>	<b>0</b>	<b>12</b>	<b>9182</b>	<b>141</b>	<b>76269000</b>	<b>0</b>	<b>0</b>	<b>0</b>	
<b>2. Fatehgarh Sahib</b>													
1	Amloh	0	0	0	0	0	0	0	0	0	0	0	
2	Sirhind	0	0	0	0	3	1922	34	17137660	0	0	0	
3	Gobindgarh	0	0	0	0	1	827	4	2480228	0	0	0	
4	Bassi Pathana	0	0	0	0	2	490	15	4194024	0	0	0	
5	Khamano	0	0	0	0	0	0	0	0	0	0	0	
	<b>Sub-Total</b>	<b>0</b>	<b>0</b>	<b>0</b>	<b>0</b>	<b>6</b>	<b>3239</b>	<b>53</b>	<b>23811912</b>	<b>0</b>	<b>0</b>	<b>0</b>	
<b>3. Mansa</b>													
1	Mansa	0	0	0	0	3	2274	38	16194000	0	0	0	
2	Budhlada	0	0	0	0	0	0	0	0	0	0	0	
3	Bareta	0	0	0	0	0	0	0	0	0	0	0	
4	Bhikhi	0	0	0	0	0	0	0	0	0	0	0	
5	Sardulgarh	0	0	0	0	0	0	0	0	0	0	0	
6	Joga	0	0	0	0	0	0	0	0	0	0	0	
7	Boha	0	0	0	0	0	0	0	0	0	0	0	
	<b>Sub-Total</b>	<b>0</b>	<b>0</b>	<b>0</b>	<b>0</b>	<b>3</b>	<b>2274</b>	<b>38</b>	<b>16194000</b>	<b>0</b>	<b>0</b>	<b>0</b>	
<b>4. Firozpur</b>													
1	Firozpur	7	7208	156	39498000	0	0	0	0	0	0	0	
2	Talwandi Bhai	0	0	0	0	0	0	0	0	0	0	0	
3	Zira	0	0	0	0	0	0	0	0	0	0	0	
4	Guru Har Sahai	0	0	0	0	0	0	0	0	0	0	0	
5	Makhu	0	0	0	0	0	0	0	0	0	0	0	
6	Mudakki	0	0	0	0	0	0	0	0	0	0	0	
7	Malanwali khas	0	0	0	0	0	0	0	0	0	0	0	
8	Mamdot	0	0	0	0	0	0	0	0	0	0	0	
	<b>Sub-Total</b>	<b>7</b>	<b>7208</b>	<b>156</b>	<b>39498000</b>	<b>0</b>	<b>0</b>	<b>0</b>	<b>0</b>	<b>0</b>	<b>0</b>	<b>0</b>	
<b>5. Ludhiana</b>													
1	Ludhiana	5	1456	21	9756	26	31437	563	295629	10	18318	723	
2	Samrala	0	0	0	0	0	0	0	0	0	0	0	
3	Khanna	1	229	3	1413	5	5067	134	72141	0	0	0	
4	Doraha	0	0	0	0	1	1141	17	6581	0	0	0	
5	Jagraon	0	0	0	0	5	3112	55	30546	0	0	0	
6	Raikot	0	0	0	0	1	519	7	3482	0	0	0	
7	Mulanpur	0	0	0	0	0	0	0	0	0	0	0	
8	Payal	0	0	0	0	0	0	0	0	0	0	0	
9	Machhiwara	0	0	0	0	0	0	0	0	0	0	0	
10	Maloud	0	0	0	0	0	0	0	0	0	0	0	
11	Sahnewal	1	224	2	923	0	0	0	0	0	0	0	
	<b>Sub-Total</b>	<b>7</b>	<b>1909</b>	<b>26</b>	<b>12092</b>	<b>38</b>	<b>41276</b>	<b>776</b>	<b>408379</b>	<b>10</b>	<b>18318</b>	<b>723</b>	

S.No./ Name of the District	Name of the Municipality/ Municipal Corpn.	Other Aided Institutions										
		Nursery and Primary Schools				Middle, High and Senior Secondary Schools				Schools for Professional and Special Education		
		Institutions (No.)	Scholars (No.)	Teachers (No.)	Salaries & Allowances Paid (Rs.000)	Institutions (No.)	Scholars (No.)	Teachers (No.)	Salaries & Allowances Paid (Rs.000)	Institutions (No.)	Scholars (No.)	Teachers (No.)
1/2	3	4	5	6	7	8	9	10	11	12	13	14
<b>6. Patiala</b>												
1	Ghagga	0	0	0	0	0	0	0	0	0	0	0
2	Bhadson	0	0	0	0	0	0	0	0	0	0	0
3	Ghanaur	0	0	0	0	0	0	0	0	0	0	0
4	Nabha	0	0	0	0	6	2054	69	24909115	0	0	0
5	Patiala	0	0	0	0	13	11593	311	168894784	1	1052	45
6	Patran	0	0	0	0	0	0	0	0	0	0	0
7	Rajpura	0	0	0	0	4	1907	39	18951325	0	0	0
8	Samana	0	0	0	0	2	1134	14	7452293	0	0	0
9	Sanaur	0	0	0	0	0	0	0	0	0	0	0
	<b>Sub-Total</b>	<b>0</b>	<b>0</b>	<b>0</b>	<b>0</b>	<b>25</b>	<b>16688</b>	<b>433</b>	<b>220207517</b>	<b>1</b>	<b>1052</b>	<b>45</b>
<b>7. Amritsar</b>												
1	Amritsar	23	5194	70	28011186	29	26418	602	2392117618	0	0	0
2	Jandiala	0	0	0	0	0	0	0	0	0	0	0
3	Ramdas	0	0	0	0	2	1804	24	2940176	0	0	0
4	Majitha	0	0	0	0	0	0	0	0	0	0	0
5	Rayya	1	92	2	984714	0	0	0	0	0	0	0
6	Raja Sansi	0	0	0	0	0	0	0	0	0	0	0
7	Ajnala	4	596	17	6687794	0	0	0	0	0	0	0
	<b>Sub-Total</b>	<b>28</b>	<b>5882</b>	<b>89</b>	<b>35683694</b>	<b>31</b>	<b>28222</b>	<b>626</b>	<b>2395057794</b>	<b>0</b>	<b>0</b>	<b>0</b>
<b>8. Tarn Taran</b>												
1	Tarn Taran	2	194	2	723197					0	0	0
2	Patti	0	0	0	0	3	1150	24	14809025	0	0	0
3	Khemkaran	0	0	0	0	0	0	0	0	0	0	0
4	Bhikhiwind	0	0	0	0	0	0	0	0	0	0	0
	<b>Sub-Total</b>	<b>2</b>	<b>194</b>	<b>2</b>	<b>723197</b>	<b>3</b>	<b>1150</b>	<b>24</b>	<b>14809025</b>	<b>0</b>	<b>0</b>	<b>0</b>
<b>9. Hoshiarpur</b>												
1	Sham Churasi	6	1490	22	6464022	2	1000	14	9031801	0	0	0
2	Hoshiarpur	1	630	17	4856755	4	2355	47	27858945	0	0	0
3	Hariyana	0	0	0	0	4	1705	37	26135944	0	0	0
4	Gardhiwal	0	0	0	0	4	1905	33	29185197	0	0	0
5	Garh Shankar	2	280	7	4059500	2	545	12	6996819	1	1171	54
6	Tanda	0	0	0	0	1	560	8	5421700	0	0	0
7	Dasuya	2	84	3	157950	4	3000	44	29995381	0	0	0
8	Mukerian	0	0	0	0	4	500	83	37993580	0	0	0
9	Mahilpur	0	0	0	0	0	0	0	0	0	0	0
10	Talwara	0	0	0	0	1	160	4	4055541	0	0	0
	<b>Sub-Total</b>	<b>11</b>	<b>2484</b>	<b>49</b>	<b>15538227</b>	<b>26</b>	<b>11730</b>	<b>282</b>	<b>176674908</b>	<b>1</b>	<b>1171</b>	<b>54</b>
<b>10. Shaheed Bhagat Singh Nagar</b>												
1	S.B.S. Nagar	0	0	0	0	0	0	0	0	0	0	0
2	Banga	0	0	0	0	0	0	0	0	0	0	0
3	Balachaur	0	0	0	0	0	0	0	0	0	0	0
4	Rahon	0	0	0	0	0	0	0	0	0	0	0
	<b>Sub-Total</b>	<b>0</b>	<b>0</b>	<b>0</b>	<b>0</b>	<b>0</b>	<b>0</b>	<b>0</b>	<b>0</b>	<b>0</b>	<b>0</b>	<b>0</b>
<b>11. Gurdaspur</b>												
1	Qadian	2	250	6	2850000	3	1830	31	13050000	1	70	1
2	Shri Hargobindpur	0	0	0	0	0	0	0	0	0	0	0
3	Dina Nagar	0	0	0	0	1	648	8	4647000	0	0	0
4	Batala	5	1050	20	5250000	5	2640	70	24050000	1	100	6
5	Dhariwal	0	0	0	0	6	3050	50	13050000	0	0	0
6	Dera Baba Nanak	0	0	0	0	0	0	0	0	0	0	0
7	Gurdaspur	0	0	0	0	6	4250	116	28050000	0	0	0
8	Fatehgarh Churian	1	82	1	360000	1	269	7	4100000	0	0	0
	<b>Sub-Total</b>	<b>8</b>	<b>1382</b>	<b>27</b>	<b>8460000</b>	<b>22</b>	<b>12687</b>	<b>282</b>	<b>86947000</b>	<b>2</b>	<b>170</b>	<b>7</b>





S.No./ Name of the District	Name of the Municipality/ Municipal Corpn.	Other Aided Institutions											
		Nursery and Primary Schools				Middle, High and Senior Secondary Schools				Schools for Professional and Special Education			
		Institutions (No.)	Scholars (No.)	Teachers (No.)	Salaries & Allowances Paid (Rs.000)	Institutions (No.)	Scholars (No.)	Teachers (No.)	Salaries & Allowances Paid (Rs.000)	Institutions (No.)	Scholars (No.)	Teachers (No.)	
1/2	3	4	5	6	7	8	9	10	11	12	13	14	
13	Nathana	0	0	0	0	0	0	0	0	0	0	0	0
14	Chowke	0	0	0	0	0	0	0	0	0	0	0	0
15	Rampura	0	0	0	0	0	0	0	0	0	0	0	0
16	Balianwali	0	0	0	0	0	0	0	0	0	0	0	0
17	Mandi Kalan	0	0	0	0	0	0	0	0	0	0	0	0
18	Maluka	0	0	0	0	0	0	0	0	0	0	0	0
19	Bhai Rupa	0	0	0	0	0	0	0	0	0	0	0	0
20	Kotha Guru	0	0	0	0	0	0	0	0	0	0	0	0
21	Mehraj	0	0	0	0	0	0	0	0	0	0	0	0
	<b>Sub-Total</b>	<b>4</b>	<b>1385</b>	<b>19</b>	<b>9101483</b>	<b>10</b>	<b>7575</b>	<b>147</b>	<b>62860754</b>	<b>0</b>	<b>0</b>	<b>0</b>	<b>0</b>
<b>18. Jalandhar</b>													
1	Adampur	0	0	0	0	0	0	0	0	0	0	0	0
2	Alawalpur	0	0	0	0	2	1510	27	70435200	0	0	0	0
3	Jalandhar	10	3162	64	12989974	40	36780	804	12060700	1	198	17	0
4	Kartarpur	0	0	0	0	3	1978	38	11562465	0	0	0	0
5	Nakodar	1	225	6	3613678	1	876	18	6530865	0	0	0	0
6	Noor Mahal	0	0	0	0	1	712	20	5679800	0	0	0	0
7	Philaur	0	0	0	0	0	0	0	0	0	0	0	0
8	Shahkot	0	0	0	0	0	0	0	0	0	0	0	0
9	Goraya	3	312	12	4389000	4	981	42	14669700	0	0	0	0
10	Bhogpur	0	0	0	0	0	0	0	0	0	0	0	0
11	Lohian Khas	2	286	5	2290400	0	0	0	0	0	0	0	0
12	Mehatpur	0	0	0	0	0	0	0	0	0	0	0	0
	<b>Sub-Total</b>	<b>16</b>	<b>3985</b>	<b>87</b>	<b>23283052</b>	<b>51</b>	<b>42837</b>	<b>949</b>	<b>120938730</b>	<b>1</b>	<b>198</b>	<b>17</b>	<b>0</b>
<b>19. Sangrur</b>													
1	Malerkotta	0	0	0	0	5	4877	111	41110	0	0	0	0
2	Sangrur	0	0	0	0	3	1136	22	8415	0	0	0	0
3	Sunam	1	61	2	798	2	1035	10	3948	0	0	0	0
4	Dhuri	0	0	0	0	3	2564	45	19321	0	0	0	0
5	Longowal	0	0	0	0	0	0	0	0	0	0	0	0
6	Ahmedgarh	0	0	0	0	3	3125	51	19313	0	0	0	0
7	Lehragaga	0	0	0	0	0	0	0	0	0	0	0	0
8	Bhiwanigarh	0	0	0	0	0	0	0	0	0	0	0	0
9	Khanauri	0	0	0	0	0	0	0	0	0	0	0	0
10	Cheema	0	0	0	0	0	0	0	0	0	0	0	0
11	Dirba	0	0	0	0	0	0	0	0	0	0	0	0
12	Moonak	0	0	0	0	0	0	0	0	0	0	0	0
13	Amargarh	0	0	0	0	0	0	0	0	0	0	0	0
	<b>Sub-Total</b>	<b>1</b>	<b>61</b>	<b>2</b>	<b>798</b>	<b>16</b>	<b>12737</b>	<b>239</b>	<b>92107</b>	<b>0</b>	<b>0</b>	<b>0</b>	<b>0</b>
<b>20. Barnala</b>													
1	Barnala	0	0	0	0	3	1272	29	14682000	0	0	0	0
2	Tapa	0	0	0	0	1	355	8	4162000	0	0	0	0
3	Bhadaur	0	0	0	0	0	0	0	0	0	0	0	0
4	Dhanoula	0	0	0	0	0	0	0	0	0	0	0	0
5	Handiaya	0	0	0	0	0	0	0	0	0	0	0	0
	<b>Sub-Total</b>	<b>0</b>	<b>0</b>	<b>0</b>	<b>0</b>	<b>4</b>	<b>1627</b>	<b>37</b>	<b>18844000</b>	<b>0</b>	<b>0</b>	<b>0</b>	<b>0</b>
<b>21. Fazilka</b>													
1	Abohar	2	267	4	34860	5	6879	176	501780	0	0	0	0
2	Jalalabad	0	0	0	0	0	0	0	0	0	0	0	0
3	Fazilka	6	615	12	41430	4	2982	101	276110	0	0	0	0
4	Arni Wala Sheikh Suban	0	0	0	0	0	0	0	0	0	0	0	0
	<b>Sub-Total</b>	<b>8</b>	<b>882</b>	<b>16</b>	<b>76290</b>	<b>9</b>	<b>9861</b>	<b>277</b>	<b>777890</b>	<b>0</b>	<b>0</b>	<b>0</b>	<b>0</b>
<b>22. Pathankot</b>													
1	Pathankot	0	0	0	0	0	0	0	0	0	0	0	0
2	sujanpur	0	0	0	0	2	1902	10	810600	0	0	0	0
	<b>Sub-Total</b>	<b>0</b>	<b>0</b>	<b>0</b>	<b>0</b>	<b>2</b>	<b>1902</b>	<b>10</b>	<b>810600</b>	<b>0</b>	<b>0</b>	<b>0</b>	<b>0</b>
	<b>Grand Total</b>	<b>105</b>	<b>28775</b>	<b>538</b>	<b>138583164</b>	<b>305</b>	<b>232609</b>	<b>4905</b>	<b>3366681200</b>	<b>15</b>	<b>20909</b>	<b>846</b>	<b>0</b>



<b>Salaries &amp; Allowances Paid (Rs.000)</b>
15
0
0
0
0
26561256
0
0
0
0
<b>26561256</b>
0
0
0
0
0
0
0
<b>0</b>
0
0
0
0
<b>0</b>
0
0
0
0
25558678
0
0
0
0
0
<b>25558678</b>
0
0
0
0
<b>0</b>
450000
0
0
2550000
0
0
0
0
<b>3000000</b>



<b>Salaries &amp; Allowances Paid (Rs.000)</b>
15
0
0
0
0
0
0
0
0
0
0
<b>0</b>
0
0
6034800
0
0
0
0
0
0
0
0
0
0
<b>6034800</b>
0
0
0
0
0
0
0
0
0
0
0
0
0
0
<b>0</b>
0
0
0
0
0
<b>0</b>
0
0
0
0
<b>0</b>
0
0
0
<b>61655062</b>

Educational and Cultural Statistics

Table No. 7.7 No. of Educational Institutions, Scholars, Teachers and their Salaries 2015-16

S.No./ Name of the District	Name of the Municipality/ Municipal Corpn.	Other Aided Institutions												
		Colleges for General Education				Colleges for Professional and Special Education				Research Institutions				
		Institutions (No.)	Scholars (No.)	Teachers (No.)	Salaries & Allowances Paid (Rs.000)	Institutions (No.)	Scholars (No.)	Teachers (No.)	Salaries & Allowances Paid (Rs.000)	Institutions (No.)	Scholars (No.)	Teachers (No.)	Salaries & Allowances Paid (Rs.000)	
1/2	3	4	5	6	7	8	9	10	11	12	13	14	15	
<b>1. Kapurthala</b>														
1	Kapurthala	1	1280	72	34477950	0	0	0	0	0	0	0	0	0
2	Phagwara	3	3734	181	93115549	2	1587	86	34592779	0	0	0	0	0
3	Sultanpur Lodhi	2	1278	44	19776119	0	0	0	0	0	0	0	0	0
4	Dhilian	0	0	0	0	0	0	0	0	0	0	0	0	0
5	Begowal	1	309	6	9922907	0	0	0	0	0	0	0	0	0
6	Bhulath	0	0	0	0	0	0	0	0	0	0	0	0	0
7	Nadala	1	317	16	7015865	0	0	0	0	0	0	0	0	0
	<b>Sub-Total</b>	<b>8</b>	<b>6918</b>	<b>319</b>	<b>164308390</b>	<b>2</b>	<b>1587</b>	<b>86</b>	<b>34592779</b>	<b>0</b>	<b>0</b>	<b>0</b>	<b>0</b>	<b>0</b>
<b>2. Fatehgarh Sahib</b>														
1	Amlah	0	0	0	0	0	0	0	0	0	0	0	0	0
2	Sirhind	1	5638	219	88381103					0	0	0	0	0
3	Gobindgarh	0	0	0	0	0	0	0	0	0	0	0	0	0
4	Bassi Pathana	0	0	0	0	0	0	0	0	0	0	0	0	0
5	Khamano	0	0	0	0	0	0	0	0	0	0	0	0	0
	<b>Sub-Total</b>	<b>1</b>	<b>5638</b>	<b>219</b>	<b>88381103</b>	<b>0</b>	<b>0</b>	<b>0</b>	<b>0</b>	<b>0</b>	<b>0</b>	<b>0</b>	<b>0</b>	<b>0</b>
<b>3. Mansa</b>														
1	Mansa	1	401	30	7541000	0	0	0	0	0	0	0	0	0
2	Budhlada	0	0	0	0	0	0	0	0	0	0	0	0	0
3	Bareta	0	0	0	0	0	0	0	0	0	0	0	0	0
4	Bhikhi	0	0	0	0	0	0	0	0	0	0	0	0	0
5	Sardulgarh	0	0	0	0	0	0	0	0	0	0	0	0	0
6	joga	0	0	0	0	0	0	0	0	0	0	0	0	0
7	Boha	0	0	0	0	0	0	0	0	0	0	0	0	0
	<b>Sub-Total</b>	<b>1</b>	<b>401</b>	<b>30</b>	<b>7541000</b>	<b>0</b>	<b>0</b>	<b>0</b>	<b>0</b>	<b>0</b>	<b>0</b>	<b>0</b>	<b>0</b>	<b>0</b>
<b>4. Firozpur</b>														
1	Firozpur	2	3247	60	28241000	1	384	13	6280000	0	0	0	0	0
2	Talwandi Bhai	0	0	0	0	0	0	0	0	0	0	0	0	0
3	Zira	0	0	0	0	0	0	0	0	0	0	0	0	0
4	Guru Har Sahai	0	0	0	0	0	0	0	0	0	0	0	0	0
5	Makhu	0	0	0	0	0	0	0	0	0	0	0	0	0
6	Mudakki	0	0	0	0	0	0	0	0	0	0	0	0	0
7	Malanwali khas	0	0	0	0	0	0	0	0	0	0	0	0	0
8	Mamdot	0	0	0	0	0	0	0	0	0	0	0	0	0
	<b>Sub-Total</b>	<b>2</b>	<b>3247</b>	<b>60</b>	<b>28241000</b>	<b>1</b>	<b>384</b>	<b>13</b>	<b>6280000</b>	<b>0</b>	<b>0</b>	<b>0</b>	<b>0</b>	<b>0</b>
<b>5. Ludhiana</b>														
1	Ludhiana	9	7041	827	590200	9	7041	827	590200	5	2611	458	379264	
2	Samrala	0	0	0	0	0	0	0	0	0	0	0	0	0
3	Khanna	2	3473	83	63959	1	206	7	4441	0	0	0	0	0
4	Doraha	1	1317	50	37681	0	0	0	0	0	0	0	0	0
5	Jagraon	1	1329	48	32511	0	0	0	0	0	0	0	0	0
6	Raikot	1	1039	35	26089	0	0	0	0	0	0	0	0	0
7	Mulanpur	0	0	0	0	0	0	0	0	0	0	0	0	0
8	Payal	0	0	0	0	0	0	0	0	0	0	0	0	0
9	Machhiwara	1	593	19	10478	0	0	0	0	0	0	0	0	0
10	Maloud	0	0	0	0	0	0	0	0	0	0	0	0	0
11	Sahnewal	0	0	0	0	0	0	0	0	0	0	0	0	0
	<b>Sub-Total</b>	<b>15</b>	<b>14792</b>	<b>1062</b>	<b>760918</b>	<b>10</b>	<b>7247</b>	<b>834</b>	<b>594641</b>	<b>5</b>	<b>2611</b>	<b>458</b>	<b>379264</b>	







S.No./ Name of the District	Name of the Municipality/ Municipal Corpn.	Other Aided Institutions												
		Colleges for General Education				Colleges for Professional and Special Education				Research Institutions				
		Institutions (No.)	Scholars (No.)	Teachers (No.)	Salaries & Allowances Paid (Rs.000)	Institutions (No.)	Scholars (No.)	Teachers (No.)	Salaries & Allowances Paid (Rs.000)	Institutions (No.)	Scholars (No.)	Teachers (No.)	Salaries & Allowances Paid (Rs.000)	
1/2	3	4	5	6	7	8	9	10	11	12	13	14	15	
14	Chowke	0	0	0	0	0	0	0	0	0	0	0	0	
15	Rampura	0	0	0	0	0	0	0	0	0	0	0	0	
16	Balianwali	0	0	0	0	0	0	0	0	0	0	0	0	
17	Mandi Kalan	0	0	0	0	0	0	0	0	0	0	0	0	
18	Maluka	0	0	0	0	0	0	0	0	0	0	0	0	
19	Bhai Rupa	0	0	0	0	0	0	0	0	0	0	0	0	
20	Kotha Guru	0	0	0	0	0	0	0	0	0	0	0	0	
21	Mehraj	0	0	0	0	0	0	0	0	0	0	0	0	
	<b>Sub-Total</b>	<b>4</b>	<b>4942</b>	<b>140</b>	<b>87312719</b>	<b>0</b>	<b>0</b>	<b>0</b>	<b>0</b>	<b>0</b>	<b>0</b>	<b>0</b>	<b>0</b>	
<b>18. Jalandhar</b>														
1	Adampur	0	0	0	0	0	0	0	0	0	0	0	0	
2	Alawalpur	0	0	0	0	0	0	0	0	0	0	0	0	
3	Jalandhar	5	2415	162	686520	1	191	17	6037800	0	0	0	0	
4	Kartarpur	0	0	0	0	0	0	0	0	0	0	0	0	
5	Nakodar	0	0	0	0	0	0	0	0	0	0	0	0	
6	Noor Mahal	0	0	0	0	0	0	0	0	0	0	0	0	
7	Philaur	0	0	0	0	0	0	0	0	0	0	0	0	
8	Shahkot	0	0	0	0	0	0	0	0	0	0	0	0	
9	Goraya	0	0	0	0	0	0	0	0	0	0	0	0	
10	Bhogpur	0	0	0	0	0	0	0	0	0	0	0	0	
11	Lohian Khas	0	0	0	0	0	0	0	0	0	0	0	0	
12	Mehatpur	0	0	0	0	0	0	0	0	0	0	0	0	
	<b>Sub-Total</b>	<b>5</b>	<b>2415</b>	<b>162</b>	<b>686520</b>	<b>1</b>	<b>191</b>	<b>17</b>	<b>6037800</b>	<b>0</b>	<b>0</b>	<b>0</b>	<b>0</b>	
<b>19. Sangrur</b>														
1	Malerkotla	0	0	0	0	0	0	0	0	0	0	0	0	
2	Sangrur	1	432	23	6779	0	0	0	0	0	0	0	0	
3	Sunam	0	0	0	0	0	0	0	0	0	0	0	0	
4	Dhuri	0	0	0	0	0	0	0	0	0	0	0	0	
5	Longowal	0	0	0	0	0	0	0	0	0	0	0	0	
6	Ahmedgarh	0	0	0	0	0	0	0	0	0	0	0	0	
7	Lehragaga	0	0	0	0	0	0	0	0	0	0	0	0	
8	Bhiwanigarh	1	676	8	2412	0	0	0	0	0	0	0	0	
9	Khanauri	0	0	0	0	0	0	0	0	0	0	0	0	
10	Cheema	0	0	0	0	0	0	0	0	0	0	0	0	
11	Dirba	0	0	0	0	0	0	0	0	0	0	0	0	
12	Moonak	0	0	0	0	0	0	0	0	0	0	0	0	
13	Amargarh	0	0	0	0	0	0	0	0	0	0	0	0	
	<b>Sub-Total</b>	<b>2</b>	<b>1108</b>	<b>31</b>	<b>9191</b>	<b>0</b>	<b>0</b>	<b>0</b>	<b>0</b>	<b>0</b>	<b>0</b>	<b>0</b>	<b>0</b>	
<b>20. Barnala</b>														
1	Barnala	2	2172	43	36493000	0	0	0	0	0	0	0	0	
2	Tapa	0	0	0	0	0	0	0	0	0	0	0	0	
3	Bhadaur	0	0	0	0	0	0	0	0	0	0	0	0	
4	Dhanoula	0	0	0	0	0	0	0	0	0	0	0	0	
5	Handiaya	0	0	0	0	0	0	0	0	0	0	0	0	
	<b>Sub-Total</b>	<b>2</b>	<b>2172</b>	<b>43</b>	<b>36493000</b>	<b>0</b>	<b>0</b>	<b>0</b>	<b>0</b>	<b>0</b>	<b>0</b>	<b>0</b>	<b>0</b>	
<b>21. Fazilka</b>														
1	Abohar	2	4123	79	411680	1	1586	16	49560	0	0	0	0	
2	Jalalabad	1	1182	16	72460	0	0	0	0	0	0	0	0	
3	Fazilka	0	0	0	0	1	596	50	109740	0	0	0	0	
4	Arni Wala Sheikh Suban	0	0	0	0	0	0	0	0	0	0	0	0	
	<b>Sub-Total</b>	<b>3</b>	<b>5305</b>	<b>95</b>	<b>484140</b>	<b>2</b>	<b>2182</b>	<b>66</b>	<b>159300</b>	<b>0</b>	<b>0</b>	<b>0</b>	<b>0</b>	
<b>22. Pathankot</b>														
1	Pathankot	0	0	0	0	0	0	0	0	0	0	0	0	
	sujanpur	0	0	0	0	0	0	0	0	0	0	0	0	
	<b>Sub-Total</b>	<b>0</b>	<b>0</b>	<b>0</b>	<b>0</b>	<b>0</b>	<b>0</b>	<b>0</b>	<b>0</b>	<b>0</b>	<b>0</b>	<b>0</b>	<b>0</b>	
	<b>Grand Total</b>	<b>83</b>	<b>109861</b>	<b>3836</b>	<b>1242649183</b>	<b>20</b>	<b>16236</b>	<b>1200</b>	<b>688503627</b>	<b>5</b>	<b>2611</b>	<b>458</b>	<b>379264</b>	

**Educational and Cultural Statistics**  
**Table No. 8 Public Libraries 2015-16**

S.No./ Name of the District	Name of the Municipality/ Municipal Corpn.	State Government Public			Municipal Public Libraries			Others Public Libraries		
		No.	Members	No. of Vols. Stocked	No.	Members	No. of Vols. Stocked	No.	Members	No. of Vols. Stocked
1/2	3	4	5	6	7	8	9	10	11	12
<b>1. Kapurthala</b>										
1	Kapurthala	1	3300	650000	0	0	0	0	0	0
2	Phagwara	0	0	0	6	32	5178	0	0	0
3	Sultanpur Lodhi	0	0	0	0	0	0	0	0	0
4	Dhilwan	0	0	0	0	0	0	0	0	0
5	Begowal	0	0	0	0	0	0	0	0	0
6	Bhulath	0	0	0	0	0	0	0	0	0
7	Nadala	0	0	0	0	0	0	0	0	0
	<b>Sub-Total</b>	<b>1</b>	<b>3300</b>	<b>650000</b>	<b>6</b>	<b>32</b>	<b>5178</b>	<b>0</b>	<b>0</b>	<b>0</b>
<b>2. Fatehgarh Sahib</b>										
1	Amlon	0	0	0	0	0	0	0	0	0
2	Sirhind	1	1802	20100	0	0	0	0	0	0
3	Gobindgarh	0	0	0	1	0	518	0	0	0
4	Bassi Pathana	0	0	0	0	0	0	0	0	0
5	Khamano	0	0	0	0	0	0	0	0	0
	<b>Sub-Total</b>	<b>1</b>	<b>1802</b>	<b>20100</b>	<b>1</b>	<b>0</b>	<b>518</b>	<b>0</b>	<b>0</b>	<b>0</b>
<b>3. Mansa</b>										
1	Mansa	1	1815	20787	1	221	5416	0	0	0
2	Budhlada	0	0	0	0	0	0	0	0	0
3	Bareta	0	0	0	1	15	2203	0	0	0
4	Bhikhi	0	0	0	0	0	0	1	36	6500
5	Sardulgarh	0	0	0	0	0	0	0	0	0
6	joga	0	0	0	0	0	0	0	0	0
7	Boha	0	0	0	0	0	0	0	0	0
	<b>Sub-Total</b>	<b>1</b>	<b>1815</b>	<b>20787</b>	<b>2</b>	<b>236</b>	<b>7619</b>	<b>1</b>	<b>36</b>	<b>6500</b>
<b>4. Firozpur</b>										
1	Firozpur	1	3950	40335	2	0	2441	0	0	0
2	Talwandi Bhai	0	0	0	1	0	794	0	0	0
3	Zira	0	0	0	1	0	1180	0	0	0
4	Guru Har Sahai	0	0	0	1	0	2653	0	0	0
5	Makhu	0	0	0	1	0	121	0	0	0
6	Mudakki	0	0	0	0	0	0	0	0	0
7	Malanwali khas	1	0	250	0	0	0	0	0	0
8	Mamdot	0	0	0	0	0	0	0	0	0
	<b>Sub-Total</b>	<b>2</b>	<b>3950</b>	<b>40585</b>	<b>6</b>	<b>0</b>	<b>7189</b>	<b>0</b>	<b>0</b>	<b>0</b>
<b>5. Ludhiana</b>										
1	Ludhiana	2	4411	215998	10	134	27937	0	0	0
2	Samrala	0	0	0	1	0	2022	0	0	0
3	Khanna	0	0	0	1	256	10300	0	0	0
4	Doraha	0	0	0	0	0	0	0	0	0
5	Jagraon	0	0	0	1	22	10116	0	0	0
6	Raikot	0	0	0	1	15	2640	0	0	0
7	Mulanpur	0	0	0	0	0	0	0	0	0
8	Payal	0	0	0	0	0	0	0	0	0
9	Machhiwara	0	0	0	1	0	456	0	0	0
10	Maloud	0	0	0	0	0	0	0	0	0
11	Sahnewal	0	0	0	0	0	0	0	0	0
	<b>Sub-Total</b>	<b>2</b>	<b>4411</b>	<b>215998</b>	<b>15</b>	<b>427</b>	<b>53471</b>	<b>0</b>	<b>0</b>	<b>0</b>
<b>6. Patiala</b>										
1	Ghagga	0	0	0	0	0	0	0	0	0
2	Bhadson	0	0	0	0	0	0	0	0	0
3	Ghanaur	0	0	0	0	0	0	0	0	0
4	Nabha	1	2005	56275	1	1985	45110	0	0	0
5	Patiala	1	20472	137705	1	8455	64265	0	0	0
6	Patran	0	0	0	0	0	0	0	0	0
7	Rajpura	0	0	0	2	37	5174	0	0	0
8	Samana	0	0	0	0	0	0	0	0	0
9	Sanaur	0	0	0	0	0	0	0	0	0
	<b>Sub-Total</b>	<b>2</b>	<b>22477</b>	<b>193980</b>	<b>4</b>	<b>10477</b>	<b>114549</b>	<b>0</b>	<b>0</b>	<b>0</b>
<b>7. Amritsar</b>										
1	Amritsar	1	670	18470	2	755	32338	4	870	48490
2	Jandiala	0	0	0	1	308	1364	0	0	0
3	Ramdass	0	0	0	0	0	0	0	0	0
4	Majitha	0	0	0	0	0	0	0	0	0
5	Rayya	0	0	0	0	0	0	0	0	0
6	Raja Sansi	0	0	0	0	0	0	0	0	0
7	Ajnala	0	0	0	0	0	0	0	0	0
	<b>Sub-Total</b>	<b>1</b>	<b>670</b>	<b>18470</b>	<b>3</b>	<b>1063</b>	<b>33702</b>	<b>4</b>	<b>870</b>	<b>48490</b>



S.No./ Name of the District	Name of the Municipality/ Municipal Corpn.	State Government Public			Municipal Public Libraries			Others Public Libraries		
		No.	Members	No. of Vols. Stocked	No.	Members	No. of Vols. Stocked	No.	Members	No. of Vols. Stocked
1/2	3	4	5	6	7	8	9	10	11	12
8	Lalru	0	0	0	0	0	0	0	0	0
	<b>Sub-Total</b>	<b>1</b>	<b>834</b>	<b>25000</b>	<b>2</b>	<b>14</b>	<b>4970</b>	<b>1</b>	<b>0</b>	<b>15000</b>

S.No./ Name of the District	Name of the Municipality/ Municipal Corpn.	State Government Public			Municipal Public Libraries			Others Public Libraries		
		No.	Members	No. of Vols. Stocked	No.	Members	No. of Vols. Stocked	No.	Members	No. of Vols. Stocked
1/2	3	4	5	6	7	8	9	10	11	12
<b>17. Bathinda</b>										
1	Bathinda	1	750	34596	0	0	0	1	1021	51200
2	Bhucho	0	0	0	1	127	5948	0	0	0
3	Goniana	0	0	0	1	0	6008	0	0	0
4	Kot Fattah	0	0	0	0	0	0	0	0	0
5	Maur	0	0	0	0	0	0	0	0	0
6	Rama	0	0	0	1	40	551	0	0	0
7	Rampura Phool	0	0	0	1	45	524	0	0	0
8	Sangat	0	0	0	1	0	872	0	0	0
9	Talwandi Sabo	0	0	0	0	0	0	0	0	0
10	Bhgta	0	0	0	0	0	0	0	0	0
11	Kot Shamir	0	0	0	0	0	0	0	0	0
12	Lehra Mohabbat	0	0	0	0	0	0	0	0	0
13	Nathana	0	0	0	0	0	0	0	0	0
14	Chowke	0	0	0	0	0	0	0	0	0
15	Rampura	0	0	0	0	0	0	0	0	0
16	Balianwali	0	0	0	0	0	0	0	0	0
17	Mandi Kalan	0	0	0	0	0	0	0	0	0
18	Maluka	0	0	0	0	0	0	0	0	0
19	Bhai Rupa	0	0	0	0	0	0	0	0	0
20	Kotha Guru	0	0	0	0	0	0	0	0	0
21	Mehraj	0	0	0	0	0	0	0	0	0
	<b>Sub-Total</b>	<b>1</b>	<b>750</b>	<b>34596</b>	<b>5</b>	<b>212</b>	<b>13903</b>	<b>1</b>	<b>1021</b>	<b>51200</b>
<b>18. Jalandhar</b>										
1	Adampur	0	0	0	0	0	0	0	0	0
2	Alawalpur	0	0	0	0	0	0	0	0	0
3	Jalandhar	1	147	27928	0	0	0	0	0	0
4	Kartarpur	0	0	0	0	0	0	0	0	0
5	Nakodar	0	0	0	1	623	6915	0	0	0
6	Noor Mahal	0	0	0	0	0	0	0	0	0
7	Philaur	0	0	0	0	0	0	0	0	0
8	Shahkot	0	0	0	0	0	0	1	44	910
9	Goraya	0	0	0	0	0	0	0	0	0
10	Bhogpur	0	0	0	0	0	0	0	0	0
11	Lohian Khas	0	0	0	0	0	0	0	0	0
12	Mehatpur	0	0	0	0	0	0	0	0	0
	<b>Sub-Total</b>	<b>1</b>	<b>147</b>	<b>27928</b>	<b>1</b>	<b>623</b>	<b>6915</b>	<b>1</b>	<b>44</b>	<b>910</b>
<b>19. Sangrur</b>										
1	Malerkotla	0	0	0	1	53	6055	0	0	0
2	Sangrur	1	5441	64837	1	342	5255	0	0	0
3	Sunam	0	0	0	1	190	5512	0	0	0
4	Dhuri	1	20	975	1	0	2000	1	109	1610
5	Longowal	0	0	0	1	0	348	1	138	1473
6	Ahmedgarh	0	0	0	2	0	3550	0	0	0
7	Lehragaga	0	0	0	1	0	3637	0	0	0
8	Bhiwanigarh	0	0	0	0	0	0	0	0	0
9	Khanauri	0	0	0	1	95	1560	0	0	0
10	Cheema	0	0	0	0	0	0	0	0	0
11	Dirba	0	0	0	0	0	0	0	0	0
12	Moonak	0	0	0	0	0	0	0	0	0
13	Amargarh	0	0	0	0	0	0	0	0	0
	<b>Sub-Total</b>	<b>2</b>	<b>5461</b>	<b>65812</b>	<b>9</b>	<b>680</b>	<b>27917</b>	<b>2</b>	<b>247</b>	<b>3083</b>
<b>20. Barnala</b>										
1	Barnala	1	52	7987	1	52	7987	0	0	0
2	Tapa	0	0	0	0	0	0	0	0	0
3	Bhadaur	0	0	0	0	0	0	0	0	0
4	Dhanoula	1	0	105	1	0	105	0	0	0
5	Handiaya	0	0	0	1	20	200	0	0	0
	<b>Sub-Total</b>	<b>2</b>	<b>52</b>	<b>8092</b>	<b>3</b>	<b>72</b>	<b>8292</b>	<b>0</b>	<b>0</b>	<b>0</b>
<b>21. Fazilka</b>										
1	Abohar	0	0	0	2	200	3120	0	0	0
2	Jalalabad	0	0	0	1	0	129	0	0	0
3	Fazilka	0	0	0	2	0	150	0	0	0
4	Arni Wala Sheikh Suban	0	0	0	0	0	0	0	0	0
	<b>Sub-Total</b>	<b>0</b>	<b>0</b>	<b>0</b>	<b>5</b>	<b>200</b>	<b>3399</b>	<b>0</b>	<b>0</b>	<b>0</b>
<b>22. Pathankot</b>										
1	Pathankot	0	0	0	3	1335	7872	0	0	0
2	sujanpur	0	0	0	1	6	14	0	0	0
	<b>Sub-Total</b>	<b>0</b>	<b>0</b>	<b>0</b>	<b>4</b>	<b>1341</b>	<b>7886</b>	<b>0</b>	<b>0</b>	<b>0</b>
	<b>Grand Total</b>	<b>20</b>	<b>52742</b>	<b>1403285</b>	<b>86</b>	<b>19258</b>	<b>398028</b>	<b>12</b>	<b>9884</b>	<b>222843</b>

**Educational and Cultural Statistics**  
**Table No. 9 Cinema Houses 2015-16**

S.No./ Name of the District	Name of the Municipality/ Municipal Corp'n.	Permanent Cinema Houses			Touring Talkies		
		No.	No. of Seats	Entertainment Tax collected (Rs. 000)	No.	No. of Seats	Entertainment Tax collected (Rs. 000)
1/2	3	4	5	6	7	8	9
<b>1. Kapurthala</b>							
1	Kapurthala	1	366	0	0	0	0
2	Phagwara	1	398	0	0	0	0
3	Sultanpur Lodhi	0	0	0	0	0	0
4	Dhilwan	0	0	0	0	0	0
5	Begowal	0	0	0	0	0	0
6	Bhulath	0	0	0	0	0	0
7	Nadala	0	0	0	0	0	0
	<b>Sub-Total</b>	<b>2</b>	<b>764</b>	<b>0</b>	<b>0</b>	<b>0</b>	<b>0</b>
<b>2. Fatehgarh Sahib</b>							
1	Amloh	0	0	0	0	0	0
2	Sirhind	1	0	0	0	0	0
3	Gobindgarh	1	0	0	0	0	0
4	Bassi Pathana	0	0	0	0	0	0
5	Khamano	0	0	0	0	0	0
	<b>Sub-Total</b>	<b>2</b>	<b>0</b>	<b>0</b>	<b>0</b>	<b>0</b>	<b>0</b>
<b>3. Mansa</b>							
1	Mansa	1	516	17000	0	0	0
2	Budhlada	0	0	0	0	0	0
3	Bareta	0	0	0	0	0	0
4	Bhikhi	0	0	0	0	0	0
5	Sardulgarh	0	0	0	0	0	0
6	joga	0	0	0	0	0	0
7	Boha	0	0	0	0	0	0
	<b>Sub-Total</b>	<b>1</b>	<b>516</b>	<b>17000</b>	<b>0</b>	<b>0</b>	<b>0</b>
<b>4. Ferozpur</b>							
1	Ferozpur	2	1000	37000	0	0	0
2	Talwandi Bhai	2	200	0	0	0	0
3	Zira	0	0	0	0	0	0
4	Guru Har Sahai	1	257	0	0	0	0
5	Makhu	0	0	0	0	0	0
6	Mudakki	0	0	0	0	0	0
7	Malanwali khas	0	0	0	0	0	0
8	Mamdot	0	0	0	0	0	0
	<b>Sub-Total</b>	<b>5</b>	<b>1457</b>	<b>37000</b>	<b>0</b>	<b>0</b>	<b>0</b>
<b>5. Ludhiana</b>							
1	Ludhiana	23	19469	0	0	0	0
2	Samrala	0	0	0	0	0	0
3	Khanna	1	659	0	0	0	0
4	Doraha	0	0	0	0	0	0
5	Jagraon	1	858	0	0	0	0
6	Raikot	0	0	0	0	0	0
7	Mulanpur	1	899	0	0	0	0
8	Payal	0	0	0	0	0	0
9	Machhiwara	0	0	0	0	0	0
10	Maloud	0	0	0	0	0	0
11	Sahnewal	0	0	0	0	0	0
	<b>Sub-Total</b>	<b>26</b>	<b>21885</b>	<b>0</b>	<b>0</b>	<b>0</b>	<b>0</b>
<b>6. Patiala</b>							
1	Ghagga	0	0	0	0	0	0
2	Bhadson	0	0	0	0	0	0
3	Ghanaur	0	0	0	0	0	0
4	Nabha	1	358	0	0	0	0
5	Patiala	6	4939	0	0	0	0
6	Patran	0	0	0	0	0	0
7	Rajpura	1	279	0	0	0	0
8	Samana	0	0	0	0	0	0
9	Sanaur	0	0	0	0	0	0
	<b>Sub-Total</b>	<b>8</b>	<b>5576</b>	<b>0</b>	<b>0</b>	<b>0</b>	<b>0</b>
<b>7. Amritsar</b>							
1	Amritsar	11	7260	0	0	0	0
2	Jandiala	0	0	0	0	0	0
3	Ramdas	0	0	0	0	0	0
4	Majitha	0	0	0	0	0	0
5	Rayya	0	0	0	0	0	0
6	Raja Sansi	0	0	0	0	0	0
7	Ajnala	0	0	0	0	0	0
	<b>Sub-Total</b>	<b>11</b>	<b>7260</b>	<b>0</b>	<b>0</b>	<b>0</b>	<b>0</b>

S.No./ Name of the District	Name of the Municipality/ Municipal Corp.	Permanent Cinema Houses			Touring Talkies		
		No.	No. of Seats	Entertainment Tax collected (Rs. 000)	No.	No. of Seats	Entertainment Tax collected (Rs. 000)
1/2	3	4	5	6	7	8	9
<b>8. Tarn Taran</b>							
1	Tarn Taran	1	680	0	0	0	0
2	Patti	0	0	0	0	0	0
3	Khemkaran	0	0	0	0	0	0
4	Bhikhiwind	0	0	0	0	0	0
	<b>Sub-Total</b>	<b>1</b>	<b>680</b>	<b>0</b>	<b>0</b>	<b>0</b>	<b>0</b>
<b>9. Hoshiarpur</b>							
1	Sham Churasi	0	0	0	0	0	0
2	Hoshiarpur	3	1942	59000	0	0	0
3	Hariyana	0	0	0	0	0	0
4	Gardhiwal	0	0	0	0	0	0
5	Garh Shankar	1	150	0	0	0	0
6	Tanda	1	515	256989	0	0	0
7	Dasuya	0	0	0	0	0	0
8	Mukerian	1	551	40500	0	0	0
9	Mahilpur	0	0	0	0	0	0
10	Talwara	0	0	0	0	0	0
	<b>Sub-Total</b>	<b>6</b>	<b>3158</b>	<b>356489</b>	<b>0</b>	<b>0</b>	<b>0</b>
<b>10. Shaheed Bhagat Singh Nagar</b>							
1	S.B.S. Nagar	2	432	0	0	0	0
2	Banga	1	140	0	0	0	0
3	Balachaur	0	0	0	0	0	0
4	Rahon	0	0	0	0	0	0
	<b>Sub-Total</b>	<b>3</b>	<b>572</b>	<b>0</b>	<b>0</b>	<b>0</b>	<b>0</b>
<b>11. Gurdaspur</b>							
1	Qadian	0	0	0	0	0	0
2	Shri Hargobindpur	0	0	0	0	0	0
3	Dina Nagar	1	250	100000	0	0	0
4	Batala	0	0	0	0	0	0
5	Dhariwal	0	0	0	0	0	0
6	Dera Baba Nanak	0	0	0	0	0	0
7	Gurdaspur	0	0	0	0	0	0
8	Fatehgarh Churian	0	0	0	0	0	0
	<b>Sub-Total</b>	<b>1</b>	<b>250</b>	<b>100000</b>	<b>0</b>	<b>0</b>	<b>0</b>
<b>12. Faridkot</b>							
1	Faridkot	1	623	0	0	0	0
2	Kotkapura	2	1482	0	0	0	0
3	Jaitu	1	581	0	0	0	0
	<b>Sub-Total</b>	<b>4</b>	<b>2686</b>	<b>0</b>	<b>0</b>	<b>0</b>	<b>0</b>
<b>13. Muktsar</b>							
1	Muktsar	3	2250	15237	0	0	0
2	Malout	3	64	14011	0	0	0
3	Gidderbaha	1	750	7000	0	0	0
4	Bariwala	0	0	0	0	0	0
	<b>Sub-Total</b>	<b>7</b>	<b>3064</b>	<b>36248</b>	<b>0</b>	<b>0</b>	<b>0</b>
<b>14. Moga</b>							
1	Dharamkot	0	0	0	0	0	0
2	Badhni Kalan	0	0	0	0	0	0
3	Bagha Purana	1	999	3996	0	0	0
4	Moga	1	1000	4000	0	0	0
5	Nihal Singh Wala	0	0	0	0	0	0
6	Kot Ise Khan	0	0	0	0	0	0
	<b>Sub-Total</b>	<b>2</b>	<b>1999</b>	<b>7996</b>	<b>0</b>	<b>0</b>	<b>0</b>
<b>15. Rupnagar</b>							
1	Rupnagar	2	900	0	0	0	0
2	Morinda	1	500	0	0	0	0
3	Shri Anadpur Sahib	0	0	0	0	0	0
4	Nangal	0	0	0	0	0	0
5	Chamkaur Sahib	0	0	0	0	0	0
6	Shri Kiratpur Sahib	0	0	0	0	0	0
	<b>Sub-Total</b>	<b>3</b>	<b>1400</b>	<b>0</b>	<b>0</b>	<b>0</b>	<b>0</b>
<b>16. Sahibzada Ajit Singh Nagar</b>							
1	S.A.S. Nagar	1	999	0	0	0	0
2	Kurali	1	356	0	0	0	0
3	Kharar	1	554	0	0	0	0
4	Dera Bassi	1	500	0	0	0	0
5	Zirakpur	1	486	0	0	0	0
6	Naya-Gaon	0	0	0	0	0	0
7	Banur	0	0	0	0	0	0



S.No./ Name of the District	Name of the Municipality/ Municipal Corpn.	Permanent Cinema Houses			Touring Talkies		
		No.	No. of Seats	Entertainment Tax collected (Rs. 000)	No.	No. of Seats	Entertainment Tax collected (Rs. 000)
<b>1/2</b>	<b>3</b>	<b>4</b>	<b>5</b>	<b>6</b>	<b>7</b>	<b>8</b>	<b>9</b>
8	Lalru	1	200	0	0	0	0
	<b>Sub-Total</b>	<b>6</b>	<b>3095</b>	<b>0</b>	<b>0</b>	<b>0</b>	<b>0</b>

S.No./ Name of the District	Name of the Municipality/ Municipal Corpn.	Permanent Cinema Houses			Touring Talkies		
		No.	No. of Seats	Entertainment Tax collected (Rs. 000)	No.	No. of Seats	Entertainment Tax collected (Rs. 000)
1/2	3	4	5	6	7	8	9
<b>17. Bathinda</b>							
1	Bathinda	8	7582	689000	0	0	0
2	Bhucho	0	0	0	0	0	0
3	Goniana	0	0	0	0	0	0
4	Kot Fattah	0	0	0	0	0	0
5	Maur	0	0	0	0	0	0
6	Rama	0	0	0	0	0	0
7	Rampura Phool	0	0	0	0	0	0
8	Sangat	0	0	0	0	0	0
9	Talwandi Sabo	0	0	0	0	0	0
10	Bhgta	0	0	0	0	0	0
11	Kot Shamir	0	0	0	0	0	0
12	Lehra Mohabbat	0	0	0	0	0	0
13	Nathana	0	0	0	0	0	0
14	Chowke	0	0	0	0	0	0
15	Rampura	0	0	0	0	0	0
16	Balianwali	0	0	0	0	0	0
17	Mandi Kalan	0	0	0	0	0	0
18	Maluka	0	0	0	0	0	0
19	Bhai Rupa	0	0	0	0	0	0
20	Kotha Guru	0	0	0	0	0	0
21	Mehraj	0	0	0	0	0	0
	<b>Sub-Total</b>	<b>8</b>	<b>7582</b>	<b>689000</b>	<b>0</b>	<b>0</b>	<b>0</b>
<b>18. Jalandhar</b>							
1	Adampur	0	0	0	0	0	0
2	Alawalpur	0	0	0	0	0	0
3	Jalandhar	5	6310	0			
4	Kartarpur	0	0	0	0	0	0
5	Nakodar	0	0	0	0	0	0
6	Noor Mahal	0	0	0	0	0	0
7	Philaur	0	0	0	0	0	0
8	Shahkot	0	0	0	0	0	0
9	Goraya	1	418	0	0	0	0
10	Bhogpur	0	0	0	0	0	0
11	Lohian Khas	0	0	0	0	0	0
12	Mehatpur	0	0	0	0	0	0
	<b>Sub-Total</b>	<b>6</b>	<b>6728</b>	<b>0</b>	<b>0</b>	<b>0</b>	<b>0</b>
<b>19. Sangrur</b>							
1	Malerkotla	1	250	0	0	0	0
2	Sangrur	2	641	0	0	0	0
3	Sunam	0	0	0	0	0	0
4	Dhuri	0	0	0	0	0	0
5	Longowal	0	0	0	0	0	0
6	Ahmedgarh	0	0	0	0	0	0
7	Lehragaga	0	0	0	0	0	0
8	Bhiwanigarh	0	0	0	0	0	0
9	Khanauri	0	0	0	0	0	0
10	Cheema	0	0	0	0	0	0
11	Dirba	0	0	0	0	0	0
12	Moonak	0	0	0	0	0	0
13	Amargarh	0	0	0	0	0	0
	<b>Sub-Total</b>	<b>3</b>	<b>891</b>	<b>0</b>	<b>0</b>	<b>0</b>	<b>0</b>
<b>20. Barnala</b>							
1	Barnala	1	250	100000	0	0	0
2	Tapa	0	0	0	0	0	0
3	Bhadaur	0	0	0	0	0	0
4	Dhanoula	0	0	0	0	0	0
5	Handiaya	0	0	0	0	0	0
	<b>Sub-Total</b>	<b>1</b>	<b>250</b>	<b>100000</b>	<b>0</b>	<b>0</b>	<b>0</b>
<b>21. Fazilka</b>							
1	Abohar	1	999	600	0	0	0
2	Jalalabad	1	280	0	0	0	0
3	Fazilka	2	1521	800	0	0	0
4	Arni Wala Sheikh Suban	0	0	0	0	0	0
	<b>Sub-Total</b>	<b>4</b>	<b>2800</b>	<b>1400</b>	<b>0</b>	<b>0</b>	<b>0</b>
<b>22. Pathankot</b>							
1	Pathankot	4	606	24000	0	0	0
2	sujanpur	0	0	0	0	0	0
	<b>Sub-Total</b>	<b>4</b>	<b>606</b>	<b>24000</b>	<b>0</b>	<b>0</b>	<b>0</b>
	<b>Grand Total</b>	<b>114</b>	<b>73219</b>	<b>1369133</b>	<b>0</b>	<b>0</b>	<b>0</b>

**Educational and Cultural Statistics**  
**Table No. 10 No. of Newspapers and Periodicals 2015-16**

S.No./ Name of the District	Name of the Municipality/ Municipal Corpn.	Language	Daily	Weekly	Monthly	Others	Total
1/2	3	4	5	6	7	8	9
<b>1. Kapurthala</b>							
1	Kapurthala	Punjabi	5	0	0	0	5
		Hindi	5	0	0	0	5
		English	5	0	0	0	5
		Urdu	1	0	0	0	1
2	Phagwara	Punjabi	18	4	3	2	27
		Hindi	17	0	6	3	26
		English	11	0	0	0	11
		Urdu	4	0	0	0	4
3	Sultanpur Lodhi	Punjabi	4	0	0	0	4
		Hindi	4	0	0	0	4
4	Dhilwan	Punjabi	3	0	0	0	3
		Hindi	2	0	0	0	2
5	Begowal	Punjabi	2	0	0	0	2
		Hindi	2	0	0	0	2
6	Bhulath	Punjabi	2	0	0	0	2
		Hindi	2	0	0	0	2
7	Nadala	Punjabi	2	0	0	0	2
		Hindi	2	0	0	0	2
	<b>Sub-Total</b>		<b>91</b>	<b>4</b>	<b>9</b>	<b>5</b>	<b>109</b>
<b>2. Fatehgarh Sahib</b>							
1	Amlah	Punjabi	0	1	0	0	1
2	Sirhind	Punjabi	2	0	0	0	2
		Hindi	2	0	0	0	2
		English	1	0	0	0	1
3	Gobindgarh	Punjabi	0	2	0	0	2
4	Bassi Pathana	Punjabi	0	0	0	0	0
5	Khamano	Punjabi	0	0	0	0	0
	<b>Sub-Total</b>		<b>5</b>	<b>3</b>	<b>0</b>	<b>0</b>	<b>8</b>
<b>3. Mansa</b>							
1	Mansa	Punjabi	15	0	0	0	15
		Hindi	6	2	5	0	13
		English	6	1	1	0	8
2	Budhlada	Punjabi	3	0	0	0	3
3	Bareta	Punjabi	2	0	0	0	2
4	Bhikhi	Punjabi	3	0	0	0	3
5	Sardulgarh	Punjabi	0	0	0	0	0
6	Joga	Punjabi	0	0	0	0	0
7	Boha	Punjabi	0	0	0	0	0
	<b>Sub-Total</b>		<b>35</b>	<b>3</b>	<b>6</b>	<b>0</b>	<b>44</b>
<b>4. Firozpur</b>							
1	Firozpur	Multilingual	8	3	2	0	13
2	Talwandi Bhai	Multilingual	10	0	0	0	10
3	Zira	Multilingual	7	0	0	0	7
4	Guru Har Sahai	Multilingual	0	0	0	0	0
5	Makhu	Multilingual	7	0	0	0	7
6	Mudki	Multilingual	0	0	0	0	0
7	Mallan wala Khas	Multilingual	0	0	0	0	0
	<b>Sub-Total</b>		<b>32</b>	<b>3</b>	<b>2</b>	<b>0</b>	<b>37</b>
<b>5. Ludhiana</b>							
1	Ludhiana	Punjabi	10	0	0	0	10
		Hindi	2	0	0	0	2
		English	3	0	0	0	3
2	Samrala	Punjabi	8	0	0	0	8
		Hindi	4	0	0	0	4
		English	4	0	0	0	4
		Urdu	1	0	0	0	1
3	Khanna	Punjabi	19	4	1	0	24
		Hindi	15	2	5	4	26
		English	16	0	6	4	26
		Urdu	4	0	1	0	5
4	Doraha	Punjabi	0	0	0	0	0
5	Jagraon	Punjabi	5	0	0	0	5
		Hindi	4	0	0	0	4
		English	2	0	0	0	2
		Urdu	1	0	0	0	1
6	Raikot	Punjabi	3	0	0	0	3
		Hindi	2	0	0	0	2
		English	1	0	0	0	1
7	Mulanpur	Punjabi	0	0	0	0	0
8	Payal	Punjabi	0	0	0	0	0
9	Machhiwara	Punjabi	0	0	0	0	0
10	Maloud	Punjabi	0	0	0	0	0
11	Sahnewal	Punjabi	0	0	0	0	0
	<b>Sub-Total</b>		<b>104</b>	<b>6</b>	<b>13</b>	<b>8</b>	<b>131</b>

S.No./ Name of the District	Name of the Municipality/ Municipal Corpn.	Language	Daily	Weekly	Monthly	Others	Total
1/2	3	4	5	6	7	8	9
<b>6. Patiala</b>							
1	Nabha	Punjabi	0	3	0	2	5
		Hindi	0	0	4	0	4
2	Patiala	Punjabi	10	13	18	1	42
		Hindi	2	4	2	0	8
		English	0	0	3	3	6
3	Patran	Punjabi	1	0	1	0	2
4	Rajpura	Punjabi	8	1	2	0	11
		Hindi	10	1	6	3	20
		English	5	2	3	4	14
		Urdu	1	0	0	0	1
5	Samana	Punjabi	0	1	0	0	1
		Hindi	0	0	1	20	21
6	Ghagga	Punjabi	0	0	0	0	0
7	Bhadson	Punjabi	0	0	0	0	0
8	Ghanaur	Punjabi	0	0	0	0	0
9	Sanaur	Punjabi	0	0	0	0	0
	<b>Sub-Total</b>	Punjabi	<b>37</b>	<b>25</b>	<b>40</b>	<b>33</b>	<b>135</b>
<b>7. Amritsar</b>							
1	Amritsar	Punjabi	8	0	0	3	11
		Hindi	0	2	10	2	14
		English	9	5	10	3	27
		Urdu	9	0	0	0	9
2	Jandiala	Punjabi	5	0	0	0	5
3	Ramdas	Punjabi	0	0	0	0	0
4	Rayya	Punjabi	4	0	0	0	4
5	Majitha	Punjabi	2	0	0	0	2
6	Rahja Sansi	Punjabi	2	0	0	0	2
7	Ajnala	Punjabi	0	0	0	0	0
	<b>Sub-Total</b>		<b>39</b>	<b>7</b>	<b>20</b>	<b>8</b>	<b>74</b>
<b>8. Tarn Taran</b>							
1	Tarn Taran	Punjabi	5	0	0	0	5
		Hindi	5	0	0	0	5
		English	3	0	0	0	3
		Urdu	1	0	0	0	1
2	Patti	Punjabi	0	0	0	0	0
3	KhemKaran	Punjabi	0	0	0	0	0
4	Bhikhiwind	Punjabi	0	0	0	0	0
	<b>Sub-Total</b>		<b>14</b>	<b>0</b>	<b>0</b>	<b>0</b>	<b>14</b>
<b>9. Hoshiarpur</b>							
1	Sham Churasi	Punjabi	4	8	6	12	30
		Hindi	4	8	6	12	30
		English	4	8	6	12	30
		Urdu	4	8	6	12	30
2	Hoshiarpur	Punjabi	10	8	12	12	42
		Hindi	8	2	3	3	16
		English	8	8	11	12	39
3	Hariyana	Punjabi	3	0	0	0	3
		Hindi	3	0	0	0	3
		English	3	0	0	0	3
4	Gardhiwal	Punjabi	3	0	0	0	3
		Hindi	3	0	0	0	3
		English	3	0	0	0	3
5	Garh Shankar	Punjabi	4	0	0	0	4
		Hindi	4	0	0	0	4
		English	4	0	0	0	4
6	Tanda	Punjabi	3	0	0	0	3
		Hindi	3	0	0	0	3
		English	3	0	0	0	3
7	Dasuya	Punjabi	3	0	0	0	3
		Hindi	3	0	0	0	3
		English	3	0	0	0	3
8	Mukerian	Punjabi	3	0	0	0	3
		Hindi	3	0	0	0	3
		English	3	0	0	0	3
9	Mahilpur	Punjabi	3	0	0	0	3
		Hindi	3	0	0	0	3
		English	3	0	0	0	3
10	Talwara	Punjabi	3	0	0	0	3
		Hindi	3	0	0	0	3
		English	3	0	0	0	3
	<b>Sub-Total</b>		<b>117</b>	<b>50</b>	<b>50</b>	<b>75</b>	<b>292</b>

S.No./ Name of the District	Name of the Municipality/ Municipal Corpn.	Language	Daily	Weekly	Monthly	Others	Total
1/2	3	4	5	6	7	8	9
<b>10. Shaheed Bhagat Singh Nagar</b>							
1	Nawan Shehar	Punjabi	4	0	0	0	4
		Hindi	4	0	0	0	4
		English	5	0	0	0	5
2	Banga	Punjabi	1	0	0	0	1
		Hindi	1	0	0	0	1
		English	1	0	0	0	1
3	Balachaur	Punjabi	2	0	0	0	2
		Hindi	1	0	0	0	1
		English	1	0	0	0	1
4	Rahon	Punjabi	2	0	0	0	2
		Hindi	1	0	0	0	1
	<b>Sub-Total</b>		<b>23</b>	<b>0</b>	<b>0</b>	<b>0</b>	<b>23</b>
<b>11. Gurdaspur</b>							
1	Qadian	Punjabi	3	1	0	0	4
2	Shri Hargobindpur	Punjabi	3	1	1	0	5
3	Dina Nagar	Punjabi	3	1	1	0	5
4	Batala	Punjabi	5	3	2	0	10
5	Dhariwal	Punjabi	3	0	1	0	4
6	Dera Baba Nanak	Punjabi	4	0	0	0	4
7	Gurdaspur	Punjabi	3	1	3	0	7
8	Fatehgarh Churian	Punjabi	4	0	0	0	4
	<b>Sub-Total</b>		<b>28</b>	<b>7</b>	<b>8</b>	<b>0</b>	<b>43</b>
<b>12. Faridkot</b>							
1	Faridkot	Punjabi	0	1	0	1	2
2	Kotkapura	Punjabi	0	3	1	1	5
		Hindi	0	1	0	0	1
3	Jaitu	Punjabi	0	0	0	0	0
	<b>Sub-Total</b>		<b>0</b>	<b>5</b>	<b>1</b>	<b>2</b>	<b>8</b>
<b>13. Shri Muktsar Sahib</b>							
1	Gidderbaha	Punjabi	2	0	0	0	2
		Hindi	4	0	0	0	4
		English	3	0	0	0	3
		Urdu	1	0	0	0	1
2	Bariwala	Punjabi	2	0	0	0	2
		Hindi	0	0	0	0	0
		English	0	0	0	0	0
		Urdu	0	0	0	0	0
3	Malout	Punjabi	6	0	0	0	6
		Hindi	6	0	0	0	6
		English	2	0	0	0	2
		Urdu	0	0	0	0	0
4	Shri Muktsar Sahib	Punjabi	2	0	0	0	2
		Hindi	2	0	0	0	2
		English	2	0	0	0	2
		Urdu	0	0	0	0	0
	<b>Sub-Total</b>		<b>32</b>	<b>0</b>	<b>0</b>	<b>0</b>	<b>32</b>
<b>14. Moga</b>							
1	Dharamkot	Punjabi	3	0	3	0	6
		English	1	0	0	0	1
2	Badhni Kalan	Punjabi	0	0	0	0	0
		English	0	0	0	0	0
3	Bagha Purana	Punjabi	0	0	0	0	0
		English	0	0	0	0	0
4	Moga	Punjabi	20	0	4	0	24
		Hindi	21	0	8	3	32
		English	12	1	3	2	18
		Urdu	1	0	0	0	1
		Multilingual	1	1	15	5	22
5	Nihal Singh Wala	Punjabi	0	0	0	0	0
		English	0	0	0	0	0
6	Kot Ise Khan	Punjabi	2	0	0	0	2
	<b>Sub-Total</b>		<b>61</b>	<b>2</b>	<b>33</b>	<b>10</b>	<b>106</b>

S.No./ Name of the District	Name of the Municipality/ Municipal Corpn.	Language	Daily	Weekly	Monthly	Others	Total
1/2	3	4	5	6	7	8	9
<b>15. Rupnagar</b>							
1	Rupnagar	Punjabi	19	0	0	0	19
		Hindi	19	0	0	0	19
		English	19	0	0	0	19
		Urdu	19	0	0	0	19
		Multilingual	19	0	0	0	19
2	Morinda	Punjabi	7	0	0	0	7
		Hindi	7	0	0	0	7
		English	7	0	0	0	7
		Urdu	7	0	0	0	7
		Multilingual	7	0	0	0	7
3	Shri Anandpur Sahib	Punjabi	19	0	0	0	19
		Hindi	19	0	0	0	19
		English	19	0	0	0	19
		Urdu	19	0	0	0	19
		Multilingual	19	0	0	0	19
4	Nangal	Punjabi	30	4	2	6	42
		Hindi	30	4	2	6	42
		English	30	4	2	6	42
		Urdu	30	4	2	6	42
		Multilingual	30	4	2	6	42
5	Chamkaur Sahib	Punjabi	3	0	0	0	3
		Hindi	3	0	0	0	3
		English	3	0	0	0	3
		Urdu	3	0	0	0	3
		Multilingual	3	0	0	0	3
6	Shri Kiratpur Sahib	Punjabi	0	0	0	0	0
	<b>Sub-Total</b>		<b>390</b>	<b>20</b>	<b>10</b>	<b>30</b>	<b>450</b>
<b>16. Sahibzada Ajit Singh Nagar</b>							
1	S.A.S. Nagar	Punjabi	1	0	0	0	1
		Hindi	1	0	0	0	1
		English	1	0	0	0	1
		Urdu	1	0	0	0	1
2	Kurali	Punjabi	1	0	0	0	1
		Hindi	1	0	0	0	1
		English	1	0	0	0	1
5	Kharar	Punjabi	7	3	2	0	12
		Hindi	1	0	0	0	1
		English	1	0	0	0	1
6	Dera Bassi	Punjabi	0	0	0	0	0
7	Zirakpur	Punjabi	0	0	0	0	0
8	Naya Gaon	Punjabi	0	0	0	0	0
9	Banur	Punjabi	1	0	0	0	1
10	Lalru	Punjabi	0	0	0	0	0
	<b>Sub-Total</b>		<b>17</b>	<b>3</b>	<b>2</b>	<b>0</b>	<b>22</b>
<b>17. Bathinda</b>							
1	Bathinda	Punjabi	6	1	0	0	7
		Hindi	6	1	0	0	7
2	Rama	Punjabi	4	0	0	0	4
		Hindi	4	0	0	0	4
		English	4	0	0	0	4
3	Bhgta	Punjabi	9	0	0	0	9
		Hindi	9	0	0	0	9
		English	9	0	0	0	9
4	Bhucho	Punjabi	0	0	0	0	0
5	Goniana	Punjabi	0	0	0	0	0
6	Kot Fattah	Punjabi	0	0	0	0	0
7	Maur	Punjabi	0	0	0	0	0
8	Rampura Phool	Punjabi	0	0	0	0	0
9	Sangat	Punjabi	0	0	0	0	0
10	Talwandi Sabo	Punjabi	0	0	0	0	0
11	Kotshamir	Punjabi	0	0	0	0	0
12	Lehra Mohabbat	Punjabi	0	0	0	0	0
13	Nathana	Punjabi	0	0	0	0	0
14	Chowke	Punjabi	0	0	0	0	0
15	Rampura	Punjabi	0	0	0	0	0
16	Balian Wali	Punjabi	0	0	0	0	0
17	Mandi Kalan	Punjabi	0	0	0	0	0
18	Maluka	Punjabi	0	0	0	0	0
19	Bhai Rupa	Punjabi	0	0	0	0	0
20	Kotha Guru	Punjabi	0	0	0	0	0
21	Mehraj	Punjabi	0	0	0	0	0
	<b>Sub-Total</b>	Punjabi	<b>51</b>	<b>2</b>	<b>0</b>	<b>0</b>	<b>53</b>

S.No./ Name of the District	Name of the Municipality/ Municipal Corpn.	Language	Daily	Weekly	Monthly	Others	Total
1/2	3	4	5	6	7	8	9
<b>18. Jalandhar</b>							
1	Adampur	Punjabi	1	0	0	0	1
		Hindi	1	0	0	0	1
		English	2	0	0	0	2
		Urdu	1	0	0	0	1
2	Alawalpur	Punjabi	0	1	0	0	1
3	Jalandhar	Punjabi	6	4	6	0	16
		Hindi	6	4	5	0	15
		English	4	0	4	0	8
		Urdu	2	0	3	0	5
4	Kartarpur	Punjabi	3	0	0	0	3
		Hindi	3	0	0	0	3
		English	1	0	0	0	1
		Urdu	1	0	0	0	1
5	Nakodar	Punjabi	0	0	0	0	0
6	Noor Mahal	Punjabi	3	0	0	0	3
		Hindi	3	0	0	0	3
		English	3	0	0	0	3
7	Phillaur	Punjabi	0	0	0	0	0
8	Shahkot	Punjabi	2	0	0	0	2
		Hindi	2	0	1	0	3
		English	2	0	0	0	2
9	Goraya	Punjabi	2	0	0	0	2
		Hindi	1	0	0	0	1
		English	1	0	0	0	1
10	Bhogpur	Punjabi	1	0	0	0	1
11	Lohian Khas	Punjabi	1	0	0	0	1
		Urdu	1	0	0	0	1
12	Mehatpur	Punjabi	0	0	0	0	0
		Hindi	0	0	0	0	0
		English	0	0	0	0	0
	<b>Sub-Total</b>		<b>53</b>	<b>9</b>	<b>19</b>	<b>0</b>	<b>81</b>
<b>19. Sangrur</b>							
1	Malerkotla	Punjabi	0	0	0	2	2
		Hindi	1	1	1	0	3
		English	1	1	1	0	3
		Urdu	1	1	0	1	3
2	Sangrur	Punjabi	1	1	0	0	2
		Hindi	0	1	0	0	1
		English	0	1	1	0	2
3	Sunam	Punjabi	3	1	0	4	8
		Hindi	1	0	0	1	2
4	Dhuri	Punjabi	1	2	0	2	5
5	Longowal	Punjabi	1	0	2	0	3
6	Ahmedgarh	Punjabi	12	0	0	0	12
		Hindi	3	0	0	0	3
		English	5	0	0	0	5
		Urdu	1	0	0	0	1
7	Lehragaga	Punjabi	1	2	4	1	8
8	Bhiwanigarh	Punjabi	1	1	0	2	4
9	Khanauri	Punjabi	0	0	0	0	0
10	Cheema	Punjabi	0	0	0	0	0
11	Dirba	Punjabi	0	0	0	0	0
12	Moonak	Punjabi	2	0	0	0	2
		Hindi	1	0	0	0	1
13	Amargarh	English	6	2	2	0	10
		Hindi	7	4	1	1	13
		Urdu	2	1	0	1	4
		Punjabi	4	2	2	3	11
	<b>Sub-Total</b>		<b>55</b>	<b>21</b>	<b>14</b>	<b>18</b>	<b>108</b>
<b>20. Barnala</b>							
1	Barnala	Punjabi	0	2	0	0	2
2	Tapa	Punjabi	0	0	0	0	0
3	Bhadaur	Punjabi	0	0	0	0	0
4	Dhanaula	Punjabi	0	0	0	0	0
5	Handaya	Punjabi	0	0	0	0	0
	<b>Sub-Total</b>		<b>0</b>	<b>2</b>	<b>0</b>	<b>0</b>	<b>2</b>
<b>21. Fazilka</b>							
1	Abohar	Punjabi	2	0	0	0	2
		Hindi	2	0	0	0	2
		English	2	0	0	0	2
2	Jalalabad	Punjabi	4	0	0	0	4
3	Fazilka	Punjabi	0	0	0	0	0
4	Arni Wala Shiks Suban	0	0	0	0	0	0
	<b>Sub-Total</b>		<b>10</b>	<b>0</b>	<b>0</b>	<b>0</b>	<b>10</b>
<b>22. Pathankot</b>							
1	Pathankot	Punjabi	16	3	6	0	25
2	sujanpur	Punjabi	10	2	4	0	16
	<b>Sub-Total</b>		<b>26</b>	<b>5</b>	<b>10</b>	<b>0</b>	<b>41</b>
	<b>Grand Total</b>		<b>1220</b>	<b>177</b>	<b>237</b>	<b>189</b>	<b>1823</b>

**Public Utilities**

**Table No. 11 Public Water Supply 2015-16**

(000 Litres)							
S.No./ Name of the District	Name of the Municipality/ Municipal Corpn.	Daily average filtered water consumed			Daily average unfiltered water consumed		
		Domestic	Industrial	Others	Domestic	Industrial	Others
1/2	3	4	5	6	7	8	9
<b>1. Kapurthala</b>							
1	Kapurthala	29954	0	0	0	0	0
2	Phagwara	30085	34031	702	0	0	0
3	Sultanpur Lodhi	97000	300	312	0	0	0
4	Dhilwan	204	0	0	0	0	0
5	Begowal	7488	0	0	0	0	0
6	Bhulath	3192	0	0	0	0	0
7	Nadala	760	0	0	0	0	0
	<b>Sub-Total</b>	<b>168683</b>	<b>34331</b>	<b>1014</b>	<b>0</b>	<b>0</b>	<b>0</b>
<b>2. Fatehgarh Sahib</b>							
1	Amloh	0	0	0	215	0	0
2	Sirhind	2432	0	340	2432	0	340
3	Gobindgarh	1500	300	200	0	0	0
4	Bassi Pathana	8100	1800	0	0	0	0
5	Khamano	284	0	0	0	0	0
	<b>Sub-Total</b>	<b>12316</b>	<b>2100</b>	<b>540</b>	<b>2647</b>	<b>0</b>	<b>340</b>
<b>3. Mansa</b>							
1	Mansa	1210	0	0	0	0	0
2	Budhlada	1958	11	10	1951	3	9
3	Bareta	710	4	17	0	0	0
4	Bhikhi	155	0	0	0	0	0
5	Sardulgarh	160	0	0	0	0	0
6	joga	0	0	0	0	0	0
7	Boha	753	0	0	1600	0	3
	<b>Sub-Total</b>	<b>4946</b>	<b>15</b>	<b>27</b>	<b>3551</b>	<b>3</b>	<b>12</b>
<b>4. Firozpur</b>							
1	Firozpur	746	0	0	0	0	0
2	Talwandi Bhai	207	11300	0	0	0	0
2	Zira	720	0	0	0	720	0
3	Guru Har Sahai	810	0	0	0	0	0
4	Makhu	209	0	0			
5	Mudakki	1315	0	0	0	0	0
6	Malanwali khas	1057	0	0	0	0	0
7	Mamdot	1636	4550	0	0	0	0
	<b>Sub-Total</b>	<b>6700</b>	<b>15850</b>	<b>0</b>	<b>0</b>	<b>720</b>	<b>0</b>
<b>5. Ludhiana</b>							
1	Ludhiana	407894	88472	40692	0	0	0
2	Samrala	3793	1950	0	0	0	0
3	Khanna	204872	62589	8202	0	0	0
4	Doraha	4892	1317	0	0	0	0
5	Jagraon	0	0	0	0	0	0
6	Raikot	7413	207	0	0	0	0
7	Mulanpur	1810	0	0	0	0	0
8	Payal	66824	0	0	12793	0	0
9	Machhiwara	5193	0	0	6720	0	0
10	Maloud	4692	0	0	0	0	0
11	Sahnewal	0	0	0	0	0	0
	<b>Sub-Total</b>	<b>707383</b>	<b>154535</b>	<b>48894</b>	<b>19513</b>	<b>0</b>	<b>0</b>
<b>6. Patiala</b>							
1	Ghagga	265	0	0	0	0	0
2	Bhadson	0	0	0	0	0	0
3	Ghanaur	0	0	0	0	0	0
4	Nabha	5144	0	0	0	0	0
5	Patiala	75498	1348	0	6414	348	0
6	Patran	1516	0	0	0	0	0
7	Rajpura	32400	240	0	270	0	0
8	Samana	1068	0	0	0	0	0
9	Sanaur	45	2	13	0	0	0
	<b>Sub-Total</b>	<b>115936</b>	<b>1590</b>	<b>13</b>	<b>6684</b>	<b>348</b>	<b>0</b>
<b>7. Amritsar</b>							
1	Amritsar	900300	8970	0	0	0	0
2	Jandiala	50800	0	0	0	0	0
3	Ramdass	0	0	0	0	0	0
4	Majitha	51700	0	0	0	0	0
5	Rayya	22900	0	27000	0	0	0
6	Raja Sansi	181885	1369800	0	3187500	371000	0
7	Ajnala	0	0	0	0	0	0



	<i>Sub-Total</i>	1207585	1378770	27000	3187500	371000	0
--	------------------	---------	---------	-------	---------	--------	---

8. Tarn Taran							
1	Tarn Taran	10450	0	0	35000	0	0
2	Patti	1908	0	0	0	0	0
3	Khemkaran	0	0	0	0	0	0
4	Bhikhiwind	0	0	0	0	0	0
	<b>Sub-Total</b>	<b>12358</b>	<b>0</b>	<b>0</b>	<b>35000</b>	<b>0</b>	<b>0</b>
9. Hoshiarpur							
1	Sham Churasi	784	0	140	31000	0	5000
2	Hoshiarpur	60000	24000	4550	0	0	0
3	Hariyana	4000	800	0	0	0	0
4	Gardhiwal	2195	0	905	0	0	0
5	Garh Shankar	1502	226	1205	0	0	0
6	Tanda	9990	0	0	350000	0	0
7	Dasuya	14525	0	0	0	0	0
8	Mukerian	9806	5592	0	0	0	0
9	Mahilpur	2400	0	1200	19005	0	0
10	Talwara	1825	85	0	0	0	0
	<b>Sub-Total</b>	<b>107027</b>	<b>30703</b>	<b>8000</b>	<b>400005</b>	<b>0</b>	<b>5000</b>
10. Shaheed Bhagat Singh Nagar							
1	S.B.S. Nagar	1395	0	6700	0	0	0
2	Banga	1950	0	0	0	0	0
3	Balachaur	5700	0	0	0	0	0
4	Rahon	2000	0	3000	0	0	0
	<b>Sub-Total</b>	<b>11045</b>	<b>0</b>	<b>9700</b>	<b>0</b>	<b>0</b>	<b>0</b>
11. Gurdaspur							
1	Qadian	520	0	0	0	0	0
2	Shri Hargobindpur	460	0	0	0	0	0
3	Dina Nagar	350	0	0	0	0	0
4	Batala	0	0	0	2380000	1221000	0
5	Dhariwal	1180	240500	0	0	0	0
6	Dera Baba Nanak	0	0	0	1005000	50500	0
7	Gurdaspur	2800	0	0	1780100	670200	0
8	Fatehgarh Churian	360	0	0	350500	80500	0
	<b>Sub-Total</b>	<b>5670</b>	<b>240500</b>	<b>0</b>	<b>5515600</b>	<b>2022200</b>	<b>0</b>
12. Faridkot							
1	Faridkot	1972	9776	0	0	0	0
2	Kotkapura	2059	108000	0	0	0	0
3	Jaitu	1606	39773	0	0	0	0
	<b>Sub-Total</b>	<b>5637</b>	<b>157549</b>	<b>0</b>	<b>0</b>	<b>0</b>	<b>0</b>
13. Muktsar							
1	Muktsar	45	0	0	25841	0	0
2	Malout	17	0	2230	20340	0	0
3	Gidderbaha	33	0	0	35000	0	0
4	Bariwala	22	0	0	42000	0	0
	<b>Sub-Total</b>	<b>117</b>	<b>0</b>	<b>2230</b>	<b>123181</b>	<b>0</b>	<b>0</b>
14. Moga							
1	Dharamkot	38	0	0	5	0	0
2	Badhni Kalan	0	0	0	0	0	0
3	Bagha Purana	49	0	0	13	0	0
4	Moga	139	15	0	47	0	0
5	Nihal Singh Wala	0	0	0	0	0	0
6	Kot Ise Khan	0	0	0	0	0	0
	<b>Sub-Total</b>	<b>226</b>	<b>15</b>	<b>0</b>	<b>65</b>	<b>0</b>	<b>0</b>
15. Rupnagar							
1	Rupnagar	3785	75708	0	75708	0	0
2	Morinda	1646	0	0	0	0	0
3	Shri Anadpur Sahib	6814	0	0	0	0	0
4	Nangal	7865	0	0	0	0	0
5	Chamkaur Sahib	0	0	0	0	0	0
6	Shri Kiratpur Sahib	0	0	0	0	0	0
	<b>Sub-Total</b>	<b>20110</b>	<b>75708</b>	<b>0</b>	<b>75708</b>	<b>0</b>	<b>0</b>
16. Sahibzada Ajit Singh Nagar							
1	S.A.S. Nagar	40086	4054	0	1135	227	0
2	Kurali	7048	0	0	0	0	0
3	Kharar	16500	0	0	0	0	0
4	Dera Bassi	3828	1578	9089	0	0	0
5	Zirakpur	16337	0	1612	0	0	0
6	Naya-Gaon	0	0	0	0	0	0
7	Banur	0	0	0	0	0	0
8	Lalru	220	0	0	220	0	0
	<b>Sub-Total</b>	<b>84019</b>	<b>5632</b>	<b>10701</b>	<b>1355</b>	<b>227</b>	<b>0</b>

17. Bathinda							
1	Bathinda	1274	954000	1503000			
2	Bhucho	55	0	0	0	0	0
3	Goniana	1800	0	0	0	0	0
4	Kot Fattah	50	0	0	0	0	0
5	Maur	212	0	50000	0	0	0
6	Rama	2100	0	0	0	0	0
7	Rampura Phool	0	0	0	0	0	0
8	Sangat	50	0	50000			
9	Talwandi Sabo	32	0	0	0	0	0
10	Bhgta	0	0	0	0	0	0
11	Kot Shamir	0	0	0	0	0	0
12	Lehra Mohabbat	0	0	0	0	0	0
13	Nathana	0	0	0	0	0	0
14	Chowke	65	0	0	0	0	0
15	Rampura	453	0	0	0	0	0
16	Balianwali	550	0	0	0	0	0
17	Mandi Kalan	653	0	0	0	0	0
18	Maluka	540	0	0	0	0	0
19	Bhai Rupa	0	0	0	0	0	0
20	Kotha Guru	0	0	0	0	0	0
21	Mehraj	132	0	0	0	0	0
	<b>Sub-Total</b>	<b>7966</b>	<b>954000</b>	<b>1603000</b>	<b>0</b>	<b>0</b>	<b>0</b>
18. Jalandhar							
1	Adampur	0	0	0			
2	Alawalpur	1955	980	0	0	0	0
3	Jalandhar	0	0	0	0	0	0
4	Kartarpur	542000	0	0	155	0	0
5	Nakodar	8790	2562	0	0	0	0
6	Noor Mahal	2200	0	322	0	0	0
7	Philaur	4600	900	0	0	0	0
8	Shahkot	780	0	0	0	0	0
9	Goraya	6360	800	0	0	0	0
10	Bhogpur	75000	9500	4000	0	0	0
11	Lohian Khas	0	0	0	0	0	0
12	Mehatpur	0	0	0	0	0	0
	<b>Sub-Total</b>	<b>641685</b>	<b>14742</b>	<b>4322</b>	<b>155</b>	<b>0</b>	<b>0</b>
19. Sangrur							
1	Malerkotla	18234	1286	236	0	1265	0
2	Sangrur	4136	104	159	0	0	0
3	Sunam	9112	7	265	0	0	0
4	Dhuri	4851	103	106	0	0	0
5	Longowal	667	0	39	0	0	0
6	Ahmedgarh	3445	114	202	0	1548	0
7	Lehragaga	2470	0	32	0	0	0
8	Bhiwanigarh	2854	0	122	0	0	0
9	Khanauri	1688	0	39	0	0	0
10	Cheema	1236	0	24	0	0	0
11	Dirba	1548	0	42	0	0	0
12	Moonak	1269	20	15	0	0	0
13	Amargarh	955	14	9	0	0	0
	<b>Sub-Total</b>	<b>52465</b>	<b>1648</b>	<b>1290</b>	<b>0</b>	<b>2813</b>	<b>0</b>
20. Barnala							
1	Barnala	2875	0	125	2975	0	0
2	Tapa	1880	0	0	28	0	0
3	Bhadaur	38	0	98	78	0	98
4	Dhanoula	335	0	0	335	0	0
5	Handiaya	20	0	0	0	0	0
	<b>Sub-Total</b>	<b>5148</b>	<b>0</b>	<b>223</b>	<b>3416</b>	<b>0</b>	<b>98</b>
21. Fazilka							
1	Abohar	922	0	0	0	0	0
2	Jalalabad	1148	0	387520	0	0	0
3	Fazilka	900	0	0	700000	0	0
4	Arni Wala Sheikh Suban	0	0	0	0	0	0
	<b>Sub-Total</b>	<b>2970</b>	<b>0</b>	<b>387520</b>	<b>700000</b>	<b>0</b>	<b>0</b>
22. Pathankot							
1	Pathankot	55	0	0	0	0	0
2	sujanpur	295	0	0	195	75	0
	<b>Sub-Total</b>	<b>350</b>	<b>0</b>	<b>0</b>	<b>195</b>	<b>75</b>	<b>0</b>
	<b>Grand Total</b>	<b>3180342</b>	<b>3067688</b>	<b>2104474</b>	<b>10074575</b>	<b>2397386</b>	<b>5450</b>

**Public Utilities**

**Table No. 12 Fire Service, Fire Fighting Equipments and Calls Attended 2015-16**

S.No./ Name of the District	Name of the Municipality/ Municipal Corpn.	No. of Fire Service Stations	No. of Fire Service Engines and Motors in use	No. of Persons employed	No. of Fire Calls attended
1/2	3	4	5	6	7
<b>1. Kapurthala</b>					
1	Kapurthala	1	3	13	127
2	Phagwara	1	2	18	125
3	Sultanpur Lodhi	0	0	0	0
4	Dhilwan	0	0	0	0
5	Begowal	0	0	0	0
6	Bhulath	0	0	0	0
7	Nadala	0	0	0	0
	<b>Sub-Total</b>	<b>2</b>	<b>5</b>	<b>31</b>	<b>252</b>
<b>2. Fatehgarh Sahib</b>					
1	Amlon	0	0	0	0
2	Sirhind	1	2	21	119
3	Gobindgarh	1	2	35	104
4	Bassi Pathana	0	0	0	0
5	Khamano	0	0	0	0
	<b>Sub-Total</b>	<b>2</b>	<b>4</b>	<b>56</b>	<b>223</b>
<b>3. Mansa</b>					
1	Mansa	1	1	6	92
2	Budhlada	0	0	0	0
3	Bareta	0	0	0	0
4	Bhikhi	0	0	0	0
5	Sardulgarh	1	2	9	34
6	joga	0	0	0	0
7	Boha	0	0	0	0
	<b>Sub-Total</b>	<b>2</b>	<b>3</b>	<b>15</b>	<b>126</b>
<b>4. Firozpur</b>					
1	Firozpur	1	2	11	68
2	Talwandi Bhai	0	0	0	0
3	Zira	0	1	0	0
4	Guru Har Sahai	0	0	0	0
5	Makhu	0	0	0	0
6	Mudakki	0	0	0	0
7	Malanwali khas	0	0	0	0
8	Mamdot	0	0	0	0
	<b>Sub-Total</b>	<b>1</b>	<b>3</b>	<b>11</b>	<b>68</b>
<b>5. Ludhiana</b>					
1	Ludhiana	5	17	56	825
2	Samrala	1	2	29	119
3	Khanna	1	3	16	135
4	Doraha	0	0	0	0
5	Jagraon	1	1	16	48
6	Raikot	0	0	0	0
7	Mulanpur	0	0	0	0
8	Payal	0	0	0	0
9	Machhiwara	0	0	0	0
10	Maloud	0	0	0	0
11	Sahnewal	0	0	0	0
	<b>Sub-Total</b>	<b>8</b>	<b>23</b>	<b>107</b>	<b>1127</b>
<b>6. Patiala</b>					
1	Ghagga	0	0	0	0
2	Bhadson	0	0	0	0
3	Ghanaur	0	0	0	0
4	Nabha	0	0	0	0
5	Patiala	2	6	60	185
6	Patran	0	0	0	0
7	Rajpura	1	3	50	90
8	Samana	1	1	23	65
9	Sanaur	0	0	0	0
	<b>Sub-Total</b>	<b>4</b>	<b>10</b>	<b>133</b>	<b>340</b>
<b>7. Amritsar</b>					
1	Amritsar	4	14	84	506
2	Jandiala	0	0	0	0
3	Ramdas	0	0	0	0
4	Majitha	0	0	0	0
5	Rayya	0	0	0	0
6	Raja Sansi	0	0	0	0
7	Ajnala	0	0	0	0
	<b>Sub-Total</b>	<b>4</b>	<b>14</b>	<b>84</b>	<b>506</b>

8. Tarn Taran					
1	Tarn Taran	0	0	0	0
2	Patti	0	0	0	0
3	Khemkaran	0	0	0	0
4	Bhikhiwind	0	0	0	0
	<b>Sub-Total</b>	<b>0</b>	<b>0</b>	<b>0</b>	<b>0</b>
9. Hoshiarpur					
1	Sham Churasi	0	0	0	0
2	Hoshiarpur	1	8	14	229
3	Hariyana	0	0	0	0
4	Gardhiwal	0	0	0	0
5	Garh Shankar	0	0	0	0
6	Tanda	0	0	0	0
7	Dasuya	0	0	0	0
8	Mukerian	0	0	0	0
9	Mahilpur	0	0	0	0
10	Talwara	1	3	10	180
	<b>Sub-Total</b>	<b>2</b>	<b>11</b>	<b>24</b>	<b>409</b>
10. Shaheed Bhagat Singh Nagar					
1	S.B.S. Nagar	1	2	8	465
2	Banga	0	0	0	0
3	Balachaur	0	0	0	0
4	Rahon	0	0	0	0
	<b>Sub-Total</b>	<b>1</b>	<b>2</b>	<b>8</b>	<b>465</b>
11. Gurdaspur					
1	Qadian	0	0	0	0
2	Shri Hargobindpur	0	0	0	0
3	Dina Nagar	0	0	0	0
4	Batala	1	4	17	40
5	Dhariwal	0	0	0	0
6	Dera Baba Nanak	0	0	0	0
7	Gurdaspur	1	3	13	20
8	Fatehgarh Churian	0	0	0	0
	<b>Sub-Total</b>	<b>2</b>	<b>7</b>	<b>30</b>	<b>60</b>
12. Faridkot					
1	Faridkot	1	1	12	108
2	Kotkapura	1	3	8	157
3	Jaitu	0	0	0	0
	<b>Sub-Total</b>	<b>2</b>	<b>4</b>	<b>20</b>	<b>265</b>
13. Muktsar					
1	Muktsar	1	4	14	72
2	Malout	1	4	20	106
3	Gidderbaha	1	2	10	56
4	Bariwala	0	0	0	0
	<b>Sub-Total</b>	<b>3</b>	<b>10</b>	<b>44</b>	<b>234</b>
14. Moga					
1	Dharamkot	0	0	0	0
2	Badhni Kalan	0	0	0	0
3	Bagha Purana	0	0	0	0
4	Moga	1	3	32	51
5	Nihal Singh Wala	0	0	0	0
6	Kot Ise Khan	0	0	0	0
	<b>Sub-Total</b>	<b>1</b>	<b>3</b>	<b>32</b>	<b>51</b>
15. Rupnagar					
1	Rupnagar	1	4	17	137
2	Morinda	0	0	0	0
3	Shri Anadpur Sahib	0	0	0	0
4	Nangal	1	2	15	97
5	Chamkaur Sahib	0	0	0	0
6	Shri Kiratpur Sahib				
	<b>Sub-Total</b>	<b>2</b>	<b>6</b>	<b>32</b>	<b>234</b>
16. Sahibzada Ajit Singh Nagar					
1	S.A.S. Nagar	1	13	20	294
2	Kurali	0	0	0	0
3	Kharar	0	0	0	0
4	Dera Bassi	1	4	17	212
5	Zirakpur	0	0	0	0
6	Naya-Gaon	0	0	0	0
7	Banur	0	0	0	0
8	Lalru	0	0	0	0
	<b>Sub-Total</b>	<b>2</b>	<b>17</b>	<b>37</b>	<b>506</b>

17. Bathinda					
1	Bathinda	1	9	29	234
2	Bhucho	0	0	0	0
3	Goniana	0	0	0	0
4	Kot Fattah	0	0	0	0
5	Maur	0	0	0	0
6	Rama	0	0	0	0
7	Rampura Phool	0	0	0	0
8	Sangat	0	0	0	0
9	Talwandi Sabo	0	0	0	0
10	Bhgta	0	0	0	0
11	Kot Shamir	0	0	0	0
12	Lehra Mohabbat	0	0	0	0
13	Nathana	0	0	0	0
14	Chowke	0	0	0	0
15	Rampura	0	0	0	0
16	Balianwali	0	0	0	0
17	Mandi Kalan	0	0	0	0
18	Maluka	0	0	0	0
19	Bhai Rupa	0	0	0	0
20	Kotha Guru	0	0	0	0
21	Mehraj	0	0	0	0
	<b>Sub-Total</b>	<b>1</b>	<b>9</b>	<b>29</b>	<b>234</b>
18. Jalandhar					
1	Adampur	0	0	0	0
2	Alawalpur	0	0	0	0
3	Jalandhar	3	14	30	410
4	Kartarpur	1	1	7	50
5	Nakodar	0	0	0	0
6	Noor Mahal	0	0	0	0
7	Philaur	0	0	0	0
8	Shahkot	0	0	0	0
9	Goraya	0	0	0	0
10	Bhogpur	0	0	0	0
11	Lohian Khas	0	0	0	0
12	Mehatpur	0	0	0	0
	<b>Sub-Total</b>	<b>4</b>	<b>15</b>	<b>37</b>	<b>460</b>
19. Sangrur					
1	Malerkotla	1	2	4	59
2	Sangrur	1	3	25	130
3	Sunam	0	0	0	0
4	Dhuri	0	0	0	0
5	Longowal	0	0	0	0
6	Ahmedgarh	0	0	0	0
7	Lehragaga	0	0	0	0
8	Bhiwanigarh	0	0	0	0
9	Khanauri	0	0	0	0
10	Cheema	0	0	0	0
11	Dirba	0	0	0	0
12	Moonak	0	0	0	0
13	Amargarh	0	0	0	0
	<b>Sub-Total</b>	<b>2</b>	<b>5</b>	<b>29</b>	<b>189</b>
20. Barnala					
1	Barnala	1	2	19	182
2	Tapa	0	0	0	0
3	Bhadaur	0	0	0	0
4	Dhanoula	0	0	0	0
5	Handiaya	0	0	0	0
	<b>Sub-Total</b>	<b>1</b>	<b>2</b>	<b>19</b>	<b>182</b>
21. Fazilka					
1	Abohar	1	3	7	98
2	Jalalabad	1	1	0	5
3	Fazilka	1	2	21	81
4	Arni Wala Sheikh Suban	0	0	0	0
	<b>Sub-Total</b>	<b>3</b>	<b>6</b>	<b>28</b>	<b>184</b>
22. Pathankot					
1	Pathankot	2	5	40	101
2	sujanpur	0	0	0	0
	<b>Sub-Total</b>	<b>2</b>	<b>5</b>	<b>40</b>	<b>101</b>
	<b>Grand Total</b>	<b>51</b>	<b>164</b>	<b>846</b>	<b>6216</b>

### Housing and Construction

**Table No. 13 Tax Demand on Buildings 2015-16**

S.No./ Name of the District	Name of the Municipality/ Municipal Corpn.	No. of Residential Houses Subject to Tax						No. of Residential Houses Exempted from Tax						Tax Demand and Assessed Annual Rent/Capital Value						
		Private			Government			Private			Government			Private			Government		Total tax demand (Col. 17+20) (Rs. 000)	
		Open Plots	Residential Houses	Others	Open Plots	Residential Houses	Others	Open Plots	Residential Houses	Others	Open Plots	Residential Houses	Others	Open Plots	Residential Houses	Others	Assessed rental/ capital value (Rs.000)	Tax demand (Rs. 000)		Allowance for current repair & maintenance & depreciation before levying tax
1/2	3	4	5	6	7	8	9	10	11	12	13	14	15	16	17	18	19	20	21	
<b>1. Kapurthala</b>																				
1	Kapurthala	0	10994	5860	0	501	105	8757	35720	0	0	0	0	96	0	150	10%	0	20	170
2	Phagwara	13772	26728	4830	0	0	0	0	0	0	0	0	0	0	0	0	0%	0	0	0
3	Sultanpur Lodhi	0	6010	2000	0	7	0	0	0	0	0	0	0	0	50	10%	12	15	65	
4	Dhilwan	0	2176	673	0	2	0	361	1100	0	0	0	0	0	585	585	10%	85	85	670
5	Begowal	0	540	1500	0	0	0	2500	1350	0	0	0	0	0	2000	2000	10%	75	200	2200
6	Bhulath	0	1777	561	0	1	3	265	329	35	0	0	0	0	1700	1700	0%	500	500	2200
7	Nadala	0	0	0	0	0	0	0	0	0	0	0	0	0	0	0	0%	0	0	0
	<b>Sub-Total</b>	<b>13772</b>	<b>48225</b>	<b>15424</b>	<b>0</b>	<b>511</b>	<b>108</b>	<b>11883</b>	<b>38499</b>	<b>35</b>	<b>0</b>	<b>0</b>	<b>0</b>	<b>96</b>	<b>2285</b>	<b>4485</b>		<b>672</b>	<b>820</b>	<b>5305</b>
<b>2. Fatehgarh Sahib</b>																				
1	Amlloh	0	2324	1800	0	19	8	1002	476	0	0	0	0	0	30.00	0	0	0	0	30.00
2	Sirhind	0	6245	413	4872	250	0	4872	4775	95	2	0	15	49	10.00	10%	0	0	10.00	
3	Gobindgarh	0	7214	9816	0	0	0	4899	3766	20	0	0	0	0	161.9	0	0	0	20	181.9
4	Bassi Pathana	0	2200	810	1050	2200	0	1050	3340	0	0	0	0	0	0	0%	0	0	0	
5	Khamano	0	1520	1253	0	0	0	2141	822	101	0	0	0	0	11.00	0	0	1.00	12.00	
	<b>Sub-Total</b>	<b>0</b>	<b>2200</b>	<b>810</b>	<b>1050</b>	<b>2200</b>	<b>0</b>	<b>1050</b>	<b>3340</b>	<b>0</b>	<b>0</b>	<b>0</b>	<b>0</b>	<b>0</b>	<b>0</b>	<b>0</b>		<b>0</b>	<b>0</b>	<b>0</b>
<b>3. Mansa</b>																				
1	Mansa	2500	14500	4550	0	0	0	0	0	0	0	0	0	0	0	0	0	0	0	0
2	Budhlada	0	4325	1039	0	0	0	0	0	0	0	0	0	0	0	0	0	0	0	0
3	Bareta	0	3500	800	0	4	12	0	0	0	0	0	0	0	0	0	0	0	0	0
4	Bhikhi	0	2494	1548	0	0	0	0	0	0	0	0	0	0	0	0	0	0	0	0
5	Sardulgarh	1028	4090	13	0	28	0	0	85	0	0	0	0	0	0	0%	2600000	195000	195000	
6	Boha	0	0	0	0	0	0	0	0	0	0	0	0	0	0	0	0	0	0	0
7	joga	0	0	0	0	0	0	0	0	0	0	0	0	0	0	0%	0	0	0	
	<b>Sub-Total</b>	<b>3528</b>	<b>28909</b>	<b>7950</b>	<b>0</b>	<b>32</b>	<b>12</b>	<b>0</b>	<b>85</b>	<b>0</b>	<b>0</b>	<b>0</b>	<b>0</b>	<b>0</b>	<b>0</b>	<b>0</b>		<b>2600000</b>	<b>195000</b>	<b>195000</b>
<b>4. Firozpur</b>																				
1	Firozpur	3400	19755	4050	0	310	125	0	0	0	0	0	0	0	1607	4500	3517%	0	0	4500
2	Zira	0	3854	0	0	5	28	0	2742	0	0	0	0	0	110000	0	0%	0	0	0
3	Mudakki	464	2132	732	0	0	6	464	0	0	0	0	5	0	0	0%	0	0	0	
4	Malanwali khas	0	0	0	0	0	0	0	0	0	0	0	0	0	0	0%	0	0	0	
5	Mamdot	0	0	0	0	0	0	0	0	0	0	0	0	0	0	0%	0	0	0	
	<b>Sub-Total</b>	<b>3864</b>	<b>25741</b>	<b>4782</b>	<b>0</b>	<b>315</b>	<b>159</b>	<b>464</b>	<b>2742</b>	<b>0</b>	<b>0</b>	<b>0</b>	<b>5</b>	<b>111607</b>	<b>4500</b>			<b>0</b>	<b>0</b>	<b>4500</b>
<b>5. Ludhiana</b>																				
1	Ludhiana	0	0	0	0	0	0	0	0	0	0	0	0	0	0	0%	0	0	0	
2	Samrala	0	5483	1700	0	55	0	968	125	0	0	0	0	0	35.00	10%	0	250	3750	
3	Khanna	0	26400	0	0	45	0	0	0	0	0	0	0	0	0	0%	0	0	0	
4	Doraha	105	712	6480	0	0	4	205	3915	0	0	0	0	0	75.00	10%	0	0	75	
5	Jagraon	0	11108	7203	4	2	25	4585	4598	0	0	0	0	72355	72.55	10%	0	4.16	76.71	
6	Raikot	0	6289	4386	0	5	10	3191	2289	0	0	0	0	0	60.00	0	0	2.00	62	
7	Payal	0	2543	4	0	0	0	695	750	0	0	0	0	0	18.00	0	0	0	18	
8	Machhiwara	0	2391	3	0	15	0	2376	1935	0	0	0	0	0	46.62	0	0	0.38	47	
9	Mullanpur Dakha	0	3750	1050	0	0	5	4140	160	0	0	0	0	0	50.00	0	0	2.00	52	
10	Maloud	0	0	0	0	0	0	0	0	0	0	0	0	16000	16.00	0	0	0	16	
11	Sahnewal	0	3088	1239	0	0	0	0	0	0	0	0	0	18.00	18.00	1.80	0	7.00	25	
	<b>Sub-Total</b>	<b>105</b>	<b>61764</b>	<b>22065</b>	<b>4</b>	<b>122</b>	<b>44</b>	<b>16160</b>	<b>13772</b>	<b>0</b>	<b>0</b>	<b>0</b>	<b>0</b>	<b>88355</b>	<b>391.17</b>			<b>0</b>	<b>265.54</b>	<b>4121.71</b>

6. Patiala																			
1	Ghagga	0	1603	407	0	0	0	0	0	0	0	0	0	0	7.00	10%	0	0	7.00
2	Ghanaur	0	0	0	0	0	0	0	0	0	0	0	0	0	6.00	0	0	8.00	14.00
3	Nabha	700	214	0	0	65	0	500	2500	0	0	0	0	0	123.00	10%	0	20.00	143.00
4	Patiala	0	2684	0	0	0	0	0	2325	0	0	0	0	0	166.00	10%	0	265.00	431.00
5	Patran	0	9657	2285	0	0	0	0	2	0	0	0	0	0	57.00	10%	0	53.00	110.00
6	Rajpura	0	12150	0	0	155	0	4150	5800	0	0	365	0	0	0.00	10%	0	0.00	0.00
7	Samana	0	1539	1250	0	0	0	0	56	5	0	0	0	0	0.00	10%	0	0.00	0.00
8	Sanaur	1480	4498	1255	0	0	0	1488	1791	52	0	0	0	0	14.00	10%	0	2.00	16.00
9	Bhadson	0	0	0	0	0	0	0	0	0	0	0	0	0	0.00	0%	0	0.00	0.00
	<b>Sub-Total</b>	<b>2180</b>	<b>32345</b>	<b>5197</b>	<b>0</b>	<b>220</b>	<b>0</b>	<b>6138</b>	<b>12474</b>	<b>57</b>	<b>0</b>	<b>365</b>	<b>0</b>	<b>0</b>	<b>373</b>		<b>0</b>	<b>348</b>	<b>721</b>
7. Amritsar																			
1	Amritsar	0	37850	0	0	0	0	0	74810	0	0	0	0	13.00	6200.00	10%	0	0	7500
2	Ramdas	0	1410	0	0	24	0	65	0	279	0	0	0	0.00	4.50	10%	0	0.80	5.30
3	Majitha	0	0	0	0	0	0	92	4710	560	0	0	0	10.00	8.20	66	5.50	3.31	11.57
4	Jandiala Guru	1236	4922	0	0	0	0	0	2570	0	0	0	0	65.87	59.75	10%	16.87	20.30	80.00
5	Rayya	0	840	0	0	0	0	0	960	0	0	0	0	0.00	0.00	0%	0.00	0.00	0.00
6	Ajnala	0	0	0	0	0	0	670	3413	92	0	48	0	13.07	18.40	12.10	1.80	4.50	6.34
7	Raja Sansi	0	450	0	0	0	15	0	2309	0	0	0	2	22.76	16.00	0.75	0.90	1.60	17.60
	<b>Sub-Total</b>	<b>1236</b>	<b>45472</b>	<b>0</b>	<b>0</b>	<b>24</b>	<b>15</b>	<b>827</b>	<b>88772</b>	<b>931</b>	<b>0</b>	<b>48</b>	<b>2</b>	<b>124.7</b>	<b>6306.85</b>	<b>78.85</b>	<b>25.07</b>	<b>30.51</b>	<b>7620.81</b>
8. Tarn Taran																			
1	Tarn Taran	0	8826	0	0	2840	0	0	5514	0	0	0	0	0	47	19%	0	14	61
2	Patti	520	3439	1302	0	0	0	0	3902	1824	0	215	189	0	0	0%	0	25	25
3	Khemkaran	391	2212	0	0	0	1	0	125	0	0	0	0	0	515	0%	0	210	725
4	Bhikhiwind	550	2500	0	0	20	0	0	0	0	0	0	0	0	0	0%	0	0	0
	<b>Sub-Total</b>	<b>1461</b>	<b>16977</b>	<b>1302</b>	<b>0</b>	<b>2860</b>	<b>1</b>	<b>0</b>	<b>9541</b>	<b>1824</b>	<b>0</b>	<b>215</b>	<b>189</b>	<b>0</b>	<b>562</b>		<b>0</b>	<b>249</b>	<b>811</b>
9. Hoshiarpur																			
1	Sham Churasi	288	1200	380	0	0	0	220	530	0	0	0	0	18000	22000	50000%	1281000	281000	303000
2	Hoshiarpur	22284	28005	141	0	1780	0	11173	22857	0	0	800	0	0	5000	10000%	0	80000	85000
3	Hariyana	500	1666	2166	4	0	4	500	1005	0	0	0	0	0	399000	0%	13000	326363	725363
4	Gardhiwal	0	1496	671	0	0	0	350	500	0	0	0	0	0	10000	0%	0	5000	15000
5	Garh Shankar	0	2005	1888	0	29	0	2999	1588	845	0	0	0	401000	174000	65000%	155000	56000	230000
6	Tanda	2808	2988	3949	0	0	0	2500	2005	4758	0	0	0	0	0	0%	0	8000	8000
7	Mukerian	0	2625	0	0	49	0	3891	3925	91	0	0	0	5000	34000	55000%	0	11000	45000
8	Talwara	0	2163	0	0	2382	0	500	1618	150	0	0	0	0	175000	175000%	0	0	175000
	<b>Sub-Total</b>	<b>25880</b>	<b>42148</b>	<b>9195</b>	<b>4</b>	<b>4240</b>	<b>4</b>	<b>22133</b>	<b>34028</b>	<b>5844</b>	<b>0</b>	<b>800</b>	<b>0</b>	<b>424000</b>	<b>819000</b>		<b>1449000</b>	<b>767363</b>	<b>1586363</b>
10. Shaheed Bhagat Singh Nagar																			
1	S.B.S. Nagar	7000	4667	0	0	0	0	0	980	0	0	0	0	55567000	74000	10%	27885000	660000	6674000
2	Banga	1570	1015	0	0	9	0	0	1920	0	0	0	8	0	500000	15%	0	600000	560000
3	Rahon	944	2418	0	0	0	0	994	413	0	0	0	0	0	180000	10%	0	900000	270000
4	Balachaur	0	2502	0	0	40	0	1442	2330	0	0	0	0	0	0	0%	0	0	0
	<b>Sub-Total</b>	<b>9514</b>	<b>10602</b>	<b>0</b>	<b>0</b>	<b>49</b>	<b>0</b>	<b>2436</b>	<b>5643</b>	<b>0</b>	<b>0</b>	<b>0</b>	<b>8</b>	<b>55567000</b>	<b>754000</b>	<b>0.15</b>	<b>27885000</b>	<b>2160000</b>	<b>7504000</b>
11. Gurdaspur																			
1	Gurdaspur	0	12190	4470	0	243	0	4320	9665	1020	0	0	0	30.00	100000	10%	3.50	0.80	10080
2	Dhariwal	0	2890	1050	0	30	0	40	1000	60	0	0	0	6.20	15000	10%	2.30	2.75	177500
3	Dina Nagar	0	3610	0	0	0	10	105	1216	0	0	0	0	0.00	22000	10%	0.00	0.00	22000
4	Batala	0	12500	0	0	180	0	8640	13500	0	0	0	0	25.00	125000	10%	0.00	15.00	140000
5	Shri Hargobindpur	0	1595	817	0	20	0	200	800	0	0	0	0	0.00	100000	10%	0.00	0.00	100000
6	Qadian	0	740	0	0	0	0	60	1005	0	0	0	0	0.00	20000	10%	0.00	0.00	20000
7	Fatehgarh Churian	0	1650	0	0	0	0	388	375	0	0	0	0	20.00	206000	10%	0.00	2.40	23000
8	Dera Baba Nanak	0	1950	0	0	0	5	260	550	50	0	0	0	0.00	911000	10%	0.00	0.00	
	<b>Sub-Total</b>	<b>0</b>	<b>37125</b>	<b>6337</b>	<b>0</b>	<b>473</b>	<b>15</b>	<b>14013</b>	<b>28111</b>	<b>1130</b>	<b>0</b>	<b>0</b>	<b>0</b>	<b>81.2</b>	<b>1499000</b>		<b>5.8</b>	<b>20.95</b>	<b>492580</b>



12. Faridkot																			
1	Faridkot	0	2518	1038	251	0	0	0	9801	0	0	0	0	0	2653	0%	0	0	2653
2	Kotkapura	1686	4937	1139	0	0	0	0	19605	0	0	92	0	0	7673	698%	0	0	7673
3	Jaitu	0	1053	0	0	0	0	0	9735	0	0	0	0	0	1500	0%	0	0	1500
<b>Sub-Total</b>		<b>1686</b>	<b>8508</b>	<b>2177</b>	<b>251</b>	<b>0</b>	<b>0</b>	<b>0</b>	<b>39141</b>	<b>0</b>	<b>0</b>	<b>92</b>	<b>0</b>	<b>0</b>	<b>11826</b>		<b>0</b>	<b>0</b>	<b>11826</b>
13. Muktsar																			
1	Muktsar	12000	33310	0	0	147	0	12000	5700	533	0	0	0	0	14902	10%	0	98	15000
2	Malout	4545	13371	8334	0	0	7	4545	7921	119	35	0	15	0	7500	0%	0	1000	8500
3	Gidderbaha	0	3706	2496	0	0	10	4397	5002	26	0	0	2	199	2706	0%	0	500	3206
4	Bariwala	0	460	185	0	5	0	0	1281	0	0	2	0	0	1500	0%	0	130	1630
<b>Sub-Total</b>		<b>16545</b>	<b>50847</b>	<b>11015</b>	<b>0</b>	<b>152</b>	<b>17</b>	<b>20942</b>	<b>19904</b>	<b>678</b>	<b>35</b>	<b>2</b>	<b>17</b>	<b>199</b>	<b>26608</b>		<b>0</b>	<b>1728</b>	<b>28336</b>
14. Moga																			
1	Dharamkot	0	966	2865	0	0	7	1434	2824	0	0	0	0	0	20	0%	0	7	27
2	Badhni Kalan	1177	1950	1513	0	0	0	0	0	0	0	0	0	0	0	0%	0	0	0
3	Bagha Purana	0	4724	3013	0	2	14	0	979	0	27	94	10	0	0	0%	0	0	0
4	Moga	0	23312	10748	0	42	27	8167	3315	50	27	94	10	0	1780	0%	0	49	1829
5	Nihal Singh Wala	0	0	0	0	0	0	0	0	0	0	0	0	0	0	0%	0	0	0
6	Kot Ise Khan	1300	3500	0	2	80	0	0	0	0	0	0	0	0	0	0%	0	0	0
<b>Sub-Total</b>		<b>2477</b>	<b>34452</b>	<b>18139</b>	<b>2</b>	<b>124</b>	<b>48</b>	<b>9601</b>	<b>7118</b>	<b>50</b>	<b>54</b>	<b>188</b>	<b>20</b>	<b>0</b>	<b>1800</b>		<b>0</b>	<b>56</b>	<b>1856</b>
15. Rupnagar																			
1	Rupnagar	1775	10915	5500	0	250	0	1233	3000	350	0	52	116	110446	8283	0%	0	0	8283
2	Morinda	1079	2030	710	14	75	11	0	309	0	0	0	0	0	0	0%	0	0	0
3	Shri Anadpur Sahib	0	2254	1460	0	18	0	638	312	0	13	5	0	0	1370	137%	0	1860	3230
4	Nangal	1971	3015	1510	0	6256	440	2160	2364	675	33	580	30	0	2500	250%	0	13000	15500
5	Chamkaur Sahib	0	0	0	0	0	0	0	0	0	0	0	0	0	0	0%	0	0	0
6	Shri Kiratpur Sahib																		
<b>Sub-Total</b>		<b>4825</b>	<b>18214</b>	<b>9180</b>	<b>14</b>	<b>6599</b>	<b>451</b>	<b>4031</b>	<b>5985</b>	<b>1025</b>	<b>46</b>	<b>637</b>	<b>146</b>	<b>110446</b>	<b>12153</b>		<b>0</b>	<b>14860</b>	<b>27013</b>
16. Sahibzada Ajit Singh Nagar																			
1	S.A.S. Nagar	4602	38692	0	0	25	0	4602	10629	21	0	25	0	0	0	0%	0	0	0
2	Kurali	0	0	0	0	0	0	0	7000	3000	0	0	0	0	619	0%	0	0	619
3	Kharar	14658	35935	22305	0	0	0	14658	10743	0	0	0	0	3308	2200	1173%	975	0	2200
4	Dera Bassi	0	6736	1242	0	0	6	6312	2393	0	0	0	2	0	7914	10%	0	66	7980
5	Zirakpur	0	24881	14154	0	0	0	12000	24338	1082	0	0	0	0	3000	10%	0	0	3000
6	Naya-Gaon	8184	12045	1853	0	0	321	0	0	0	0	0	0	0	3000	0%	0	0	3000
7	Banur	693	1138	389	0	0	0	0	0	0	0	0	0	0	4000	0%	0	0	4000
8	Lalru	80	8544	111	0	0	0	5000	7000	200	0	0	0	0	120	0%	0	0	120
<b>Sub-Total</b>		<b>28217</b>	<b>127971</b>	<b>40054</b>	<b>0</b>	<b>25</b>	<b>327</b>	<b>42572</b>	<b>62103</b>	<b>4303</b>	<b>0</b>	<b>25</b>	<b>2</b>	<b>3308</b>	<b>20853</b>		<b>975</b>	<b>66</b>	<b>20919</b>
17. Bathinda																			
1	Bathinda	24000	31636	15818	0	0	0	24067	82215	1673	0	0	0	0	0	0%	0	0	0
2	Bhucho	1404	3273	0	0	0	0	0	0	32000	0	0	0	0	0	0%	0	0	0
3	Goniana	250	3184	1793	0	0	0	0	0	0	0	0	0	130	25000	0%	0	0	25000
4	Kot Fattah	0	1660	0	0	0	0	0	149	0	0	0	0	145000	290000	0%	0	0	290000
5	Rama	0	2950	0	0	0	0	21	1625	0	0	0	0	390000	700000	0%	110000	80000	780000
6	Rampura Phool	2800	6500	0	0	20	5	2800	2450	0	20	0	0	840000	280000	0%	200000	200000	480000
7	Sangat	0	0	0	0	0	0	0	0	0	0	0	0	0	250000	0%	22000	0	250000
8	Talwandi Sabo	0	0	0	0	0	0	500	3400	0	0	0	0	293000	220000	0%	333000	250000	470000
9	Bhgta	1666	2647	1912	0	0	0	19	1666	1047	71	0	0	0	0	0%	0	0	0
10	Kot Shamir	0	0	0	0	0	0	0	0	0	0	0	0	0	0	0%	0	0	0
11	Lehra Mohabbat	0	0	0	0	0	0	0	0	0	0	0	0	0	0	0%	0	0	0
12	Nathana	0	0	0	0	0	0	0	0	0	0	0	0	0	0	0%	0	0	0
13	Chowke	0	0	0	0	0	0	0	0	0	0	0	0	0	0	0%	0	0	0

14	Rampura	0	0	0	0	0	0	0	0	0	0	0	0	0	0	0%	0	0	0
15	Balianwali	0	0	0	0	0	0	0	0	0	0	0	0	0	0	0%	0	0	0
16	Mandi Kalan	0	0	0	0	0	0	0	0	0	0	0	0	0	0	0%	0	0	0
17	Maluka	0	0	0	0	0	0	0	0	0	0	0	0	0	0	0%	0	0	0
18	Bhai Rupa	0	0	0	0	0	0	0	0	0	0	0	0	0	0	0%	0	0	0
19	Kotha Guru	0	0	0	0	0	0	0	0	0	0	0	0	0	0	0%	0	0	0
20	Mehraj	0	0	0	0	0	0	0	0	0	0	0	0	0	0	0%	0	0	0
	<b>Sub-Total</b>	<b>30120</b>	<b>51850</b>	<b>19523</b>	<b>0</b>	<b>20</b>	<b>5</b>	<b>27407</b>	<b>89880</b>	<b>36345</b>	<b>91</b>	<b>0</b>	<b>0</b>	<b>1668130</b>	<b>1765000</b>		<b>665000</b>	<b>530000</b>	<b>2295000</b>
<b>18. Jalandhar</b>																			
1	Adampur	0	1931	2072	0	0	0	2334	1606	0	0	0	0	127	0	101%	3	142	142
2	Alawalpur	0	564	1185	0	0	0	0	0	5	0	0	0	0	0	0%	0	0	0
3	Nakodar	0	168	1614	0	0	5	0	9930	0	0	39	0	0	0	0%	0	0	0
4	Philaur	0	2345	1457	0	0	0	0	0	0	275	3275	0	0	0	0%	0	0	0
5	Shahkot	0	0	0	0	0	0	0	0	0	0	0	0	0	0	0%	0	0	0
6	Goraya	605	2790	0	0	0	0	4000000	0	0	0	0	0	0	0	0%	0	0	0
7	Mehatpur	0	0	0	0	0	0	0	0	0	0	0	0	0	695000	0%	0	0	695000
	<b>Sub-Total</b>	<b>605</b>	<b>7798</b>	<b>6328</b>	<b>0</b>	<b>0</b>	<b>5</b>	<b>4002334</b>	<b>11536</b>	<b>5</b>	<b>275</b>	<b>3314</b>	<b>0</b>	<b>127</b>	<b>695000</b>		<b>3</b>	<b>142</b>	<b>695142</b>
<b>19. Sangrur</b>																			
1	Malerkotla	3691	23568	10796	0	50	12	2576	9923	1716	0	30	0	73982	12535	15%	12950	7850	20385
2	Sangrur	1000	15000	5000	0	100	0	1005	1109	0	0	0	0	99871	10628	15%	15960	2125	12753
3	Sunam	452	12571	2473	0	28	0	0	9957	0	0	0	0	39882	6122	15%	8521	1082	7204
4	Dhuri	500	12150	50	0	0	0	0	0	0	0	0	0	9650	1200	15%	750	250	1450
5	Longowal	0	2586	1138	0	10	0	0	0	0	0	0	0	4230	1090	15%	1244	110	1200
6	Ahmedgarh	0	3002	0	0	20	0	2950	2800	0	0	0	0	11568	5500	15%	0	1100	6600
7	Lehragaga	0	6600	2691	0	0	51	2795	0	0	0	0	0	4394	603	15%	598	82	685
8	Bhiwanigarh	320	659	0	0	0	0	0	4487	0	0	0	0	3319	1423	15%	785	1423	2846
9	Khanauri	0	1760	1755	0	0	10	1717	907	41	0	0	22	2000	2000	15%	0	100	2100
10	Cheema	243	1263	1028	6	0	42	156	2106	0	0	0	0	6215	565	15%	270	24	589
11	Dirba	2062	3485	2221	0	0	0	0	298	0	0	0	0	6525	1500	15%	140	20	1520
12	Moonak	1005	4025	975	0	0	0	176	1997	0	0	0	0	2000	2000	15%	140	1260	3260
13	Amargarh	0	0	0	0	0	0	0	0	0	0	0	0	0	0	0%	0	0	0
	<b>Sub-Total</b>	<b>9273</b>	<b>86669</b>	<b>28127</b>	<b>6</b>	<b>208</b>	<b>115</b>	<b>11375</b>	<b>33584</b>	<b>1757</b>	<b>0</b>	<b>30</b>	<b>22</b>	<b>263636</b>	<b>45166</b>		<b>41358</b>	<b>15426</b>	<b>60592</b>
<b>20. Barnala</b>																			
1	Barnala	13300	21007	5173	2	55	32	13300	10200	0	0	0	0	1500	142	85%	27254	58	200
2	Tapa	0	609	1437	0	0	0	1447	4056	0	0	0	0	2802	25	28%	590	10	35
3	Bhadaur	0	4061	0	0	39	0	0	4061	0	0	0	0	1269	10	10%	15	76	86
4	Dhanoula	548	3892	0	20	0	0	50	30	0	0	7	0	0	0	0%	0	0	0
5	Handiaya	650	2148	450	0	0	0	650	1200	0	0	0	0	200000	400000	20%	0	0	400
	<b>Sub-Total</b>	<b>14498</b>	<b>31717</b>	<b>7060</b>	<b>22</b>	<b>94</b>	<b>32</b>	<b>15447</b>	<b>19547</b>	<b>0</b>	<b>0</b>	<b>7</b>	<b>0</b>	<b>205571</b>	<b>400177</b>		<b>27859</b>	<b>144</b>	<b>721</b>
<b>21. Fazilka</b>																			
1	Abohar	7917	37178	0	0	0	0	7917	5988	0	0	0	0	0	15000	0%	0	0	15000
2	Jalalabad	3481	9662	0	0	38	0	2094	4231	0	0	38	0	15760	15760	0%	0	0	15760
3	Fazilka	1735	13751	6250	0	0	0	0	0	0	0	0	0	0	0	0%	0	0	0
4	Arni Wala Sheikh Suban	0	0	0	0	0	0	0	0	0	0	0	0	0	0	0%	0	0	0
	<b>Sub-Total</b>	<b>13133</b>	<b>60591</b>	<b>6250</b>	<b>0</b>	<b>38</b>	<b>0</b>	<b>10011</b>	<b>10219</b>	<b>0</b>	<b>0</b>	<b>38</b>	<b>0</b>	<b>15760</b>	<b>30760</b>		<b>0</b>	<b>0</b>	<b>30760</b>
<b>22. Pathankot</b>																			
1	Pathankot	2851	35626	0	0	180	0	7000	22610	250	0	0	0	0	0	0%	0	0	0
2	sujanpur	0	8146	2896	0	0	12	0	6946	0	0	0	6	9	700000	700000%	0	0	700000
	<b>Sub-Total</b>	<b>2851</b>	<b>43772</b>	<b>2896</b>	<b>0</b>	<b>180</b>	<b>12</b>	<b>7000</b>	<b>29556</b>	<b>250</b>	<b>0</b>	<b>0</b>	<b>6</b>	<b>9</b>	<b>700000</b>		<b>0</b>	<b>0</b>	<b>700000</b>
	<b>Grand Total</b>	<b>185770</b>	<b>873897</b>	<b>223811</b>	<b>1353</b>	<b>18486</b>	<b>1370</b>	<b>4225824</b>	<b>565580</b>	<b>54234</b>	<b>501</b>	<b>5761</b>	<b>513</b>	<b>58460638.9</b>	<b>6797961</b>	<b>79</b>	<b>32669897.87</b>	<b>3686519</b>	<b>13673188</b>

**Finances of Municipalities**  
**Table No. 14 Income and Expenditure of Municipalities**

S.No./ Name of the District	Name of the Municipality/ Municipal Corpn.	Income (Rs. 000)
1/2	3	4
<b>1. Kapurthala</b>		
	Kapurthala	166975
	Phagwara	283598
	Sultanpur Lodhi	35031
	Dhilwan	11282
	Begowal	19770
	Bhulath	17622
	Nadala	16596
	<b>Sub-Total</b>	<b>550874</b>
<b>2. Fatehgarh Sahib</b>		
	Amlah	31613
	Sirhind	119212
	Gobindgarh	560987
	Bassi Pathana	17473
	Khamano	24725
	<b>Sub-Total</b>	<b>754010</b>
<b>3. Mansa</b>		
	Mansa	67464
	Budhlada	44356
	Bareta	21152
	Bhikhi	31757
	Sardulgarh	34190
	joga	22903
	Boha	35780
	<b>Sub-Total</b>	<b>257602</b>
<b>4. Firozpur</b>		
	Firozpur	100053
	Talwandi Bhai	56061
	Zira	65727
	Guru Har Sahai	30137
	Makhu	25688
	Mudakki	49803
	Malanwali khas	25848
	Mamdot	19693
	<b>Sub-Total</b>	<b>373010</b>
<b>5. Ludhiana</b>		
	Ludhiana	7425091
	Samrala	48357
	Khanna	352816
	Doraha	97661
	Jagraon	114158
	Raikot	53627
	Mulanpur	28572
	Payal	12019
	Machhiwara	41794
	Maloud	9368
	Sahnewal	65399
	<b>Sub-Total</b>	<b>8248862</b>
<b>6. Patiala</b>		
	Ghagga	8003
	Bhadson	17339
	Ghanaur	6928
	Nabha	144443
	Patiala	997303
	Patran	62481
	Rajpura	271390
	Samana	200175
	Sanaur	23084
	<b>Sub-Total</b>	<b>1731146</b>
<b>7. Amritsar</b>		
	Amritsar	2386909
	Jandiala	74819
	Ramdas	6933
	Majitha	12462
	Rayya	32052
	Raja Sansi	37047
	Ajnala	32585
	<b>Sub-Total</b>	<b>2582807</b>

S.No./ Name of the District	Name of the Municipality/ Municipal Corpn.	Income (Rs. 000)
1/2	3	4
<b>8. Tarn Taran</b>		
	Tarn Taran	103668
	Patti	36516
	Khemkaran	3900
	Bhikhiwind	32840
	<b>Sub-Total</b>	<b>176924</b>
<b>9. Hoshiarpur</b>		
	Sham Churasi	7336
	Hoshiarpur	506613
	Hariyana	15034
	Gardhiwal	16076
	Garh Shankar	40777
	Tanda	60954
	Dasuya	58043
	Mukerian	69642
	Mahilpur	34121
	Talwara	45957
	<b>Sub-Total</b>	<b>854553</b>
<b>10. Shaheed Bhagat Singh Nagar</b>		
	S.B.S. Nagar	118180
	Banga	66877
	Balachaur	38958
	Rahon	24039
	<b>Sub-Total</b>	<b>248054</b>
<b>11. Gurdaspur</b>		
	Qadian	32294
	Shri Hargobindpur	7714
	Dina Nagar	44613
	Batala	252478
	Dhariwal	25690
	Dera Baba Nanak	7460
	Gurdaspur	147042
	Fatehgarh Churian	27405
	<b>Sub-Total</b>	<b>544696</b>
<b>12. Faridkot</b>		
	Faridkot	103144
	Kotkapura	218388
	Jaitu	48523
	<b>Sub-Total</b>	<b>370055</b>
<b>13. Shri Muktsar Sahib</b>		
	Muktsar	179466
	Malout	122767
	Gidderbaha	72315
	Bariwala	21373
	<b>Sub-Total</b>	<b>395921</b>
<b>14. Moga</b>		
	Dharamkot	39226
	Badhni Kalan	15632
	Bagha Purana	45348
	Moga	479018
	Nihal Singh Wala	25562
	Kot Ise Khan	30648
	<b>Sub-Total</b>	<b>635434</b>
<b>15. Rupnagar</b>		
	Rupnagar	89836
	Morinda	64796
	Shri Anadpur Sahib	52385
	Nangal	443522
	Chamkaur Sahib	8260
	Shri Kiratpur Sahib	14390
	<b>Sub-Total</b>	<b>673189</b>
<b>16. Sahibzada Ajit Singh Nagar</b>		
	S.A.S. Nagar	951647
	Kurali	67029
	Kharar	293761
	Dera Bassi	241384
	Zirakpur	477118
	Naya-Gaon	104228
	Banur	72331
	Lalru	137106
	<b>Sub-Total</b>	<b>2344604</b>

S.No./ Name of the District	Name of the Municipality/ Municipal Corpn.	Income (Rs. 000)
1/2	3	4
<b>17. Bathinda</b>		
	Bathinda	1436886
	Bhucho	29732
	Goniana	23082
	Kot Fattah	5828
	Maur	42765
	Rama	36759
	Rampura Phool	96382
	Sangat	7288
	Talwandi Sabo	31854
	Bhgta	51712
	Kot Shamir	13380
	Lehra Mohabbat	12421
	Nathana	15720
	Chowke	14942
	Rampura	14755
	Balianwali	10134
	Mandi Kalan	15096
	Maluka	13251
	Bhai Rupa	32770
	Kotha Guru	18530
	Mehraj	54061
	<b>Sub-Total</b>	<b>1977348</b>
<b>18. Jalandhar</b>		
	Adampur	32414
	Alawalpur	10841
	Jalandhar	2521115
	Kartarpur	40523
	Nakodar	100329
	Noor Mahal	71527
	Philaur	72984
	Shahkot	11772
	Goraya	49996
	Bhogpur	37339
	Lohian Khas	22660
	Mehatpur	56918
	<b>Sub-Total</b>	<b>3028418</b>
<b>19. Sangrur</b>		
	Malerkotla	232485
	Sangrur	185062
	Sunam	160914
	Dhuri	94567
	Longowal	21685
	Ahmedgarh	100545
	Lehragaga	46718
	Bhiwanigarh	29900
	Khanauri	34252
	Cheema	13223
	Dirba	23655
	Moonak	22949
	Amargarh	21172
	<b>Sub-Total</b>	<b>987127</b>
<b>20. Barnala</b>		
	Barnala	252689
	Tapa	30356
	Bhadaur	10619
	Dhanoula	16369
	Handiaya	13723
	<b>Sub-Total</b>	<b>323756</b>
<b>21. Fazilka</b>		
	Abohar	181338
	Jalalabad	126882
	Fazilka	143984
	Arni Wala Sheikh Suban	17550
	<b>Sub-Total</b>	<b>469754</b>
<b>22. Pathankot</b>		
	Pathankot	289469
	sujanpur	50061
	<b>Sub-Total</b>	<b>339530</b>
	<b>Grand Total</b>	<b>27867674</b>

2015- 16

Expenditure (Rs. 000)
5
172048
289214
34070
10004
15246
13807
14053
<b>548442</b>
30234
100924
428496
19228
22726
<b>601608</b>
62176
40956
20582
18043
31648
11903
15347
<b>200655</b>
100266
56702
66683
30335
22636
20083
51738
26943
<b>375386</b>
7485134
48368
352816
92828
122486
53475
28228
9612
41416
28228
67187
<b>8329778</b>
10730
23637
6996
155710
836546
56444
282804
133997
29523
<b>1536387</b>
2188707
109185
6400
12373
34882
43779
33109
<b>2428435</b>

<b>Expenditure (Rs. 000)</b>
<b>5</b>
82590
38908
5884
33342
<b>160724</b>
6085
413495
14825
17675
40158
51522
55294
62464
35601
19836
<b>716955</b>
117071
61369
30464
34796
<b>243700</b>
28385
5489
39833
233159
23812
7308
138990
25677
<b>502653</b>
99016
218655
45186
<b>362857</b>
166072
110823
65479
9324
<b>351698</b>
39472
15254
45287
454357
18882
31132
<b>604384</b>
93510
50886
21990
405837
24125
10832
<b>607180</b>
717355
74135
295916
225065
460758
92666
73594
133307
<b>2072796</b>

<b>Expenditure (Rs. 000)</b>
<b>5</b>
1133266
31303
37263
4946
38283
19539
100512
6058
31754
30964
16859
24756
14900
14812
14372
19859
28385
3969
44506
25185
49021
<b>1690512</b>
24806
7690
2000643
39792
95400
35914
69401
19517
55013
19861
17839
36366
<b>2422242</b>
204576
106291
109237
69884
21497
89982
39415
29238
30290
12890
19697
20332
21072
<b>774401</b>
225246
29860
18609
16476
13655
<b>303846</b>
182122
61853
131152
9403
<b>384530</b>
271554
50973
<b>322527</b>
<b>25541696</b>



**Transport and Communication**

**Table No. 15 Length of Different Types of Roads in the Municipal Area (km) 2015-16**

S.No./ Name of the District	Name of the Municipality/ Municipal Corp'n.	Surfaced		Unsurfaced			Total
		Cement Concrete	Black top	Water bound macadam	Motor- able	Unmotor- able	
1/2	3	4	5	6	7	8	9
<b>1. Kapurthala</b>							
1	Kapurthala	32.2	87	0	0	0	119.2
2	Phagwara	51	95	5	12	3	166
3	Sultanpur Lodhi	14.25	13	0	15	12.25	54.5
4	Dhilwan	3.5	3.5	0	0	0	7
5	Begowal	5	2	0	1	0	8
6	Bhulath	5.2	2	0	1	0	8.2
7	Nadala	2	4	0	0	0	6
	<b>Sub-Total</b>	<b>113.15</b>	<b>206.5</b>	<b>5</b>	<b>29</b>	<b>15.25</b>	<b>368.9</b>
<b>2. Fatehgarh Sahib</b>							
1	Amloh	25	22	0	8	0	55
2	Sirhind	47	7	4	0	0	58
3	Gobindgarh	108	95	2	203	2	410
4	Bassi Pathana	7	3	0	0	0	10
5	Khamano	4.1	3.55	0	8.9	0	16.55
	<b>Sub-Total</b>	<b>191.1</b>	<b>130.55</b>	<b>6</b>	<b>219.9</b>	<b>2</b>	<b>549.55</b>
<b>3. Mansa</b>							
1	Mansa	21.05	30	1	16	6	74.05
2	Budhlada	9	14	0	8	0	31
3	Bareta	7	9	0	0	0	16
4	Bhikhi	18.56	3	0	19.56	0	41.12
5	Sardulgarh	38	3	0	4	3	48
6	joga	0	0	0	2	8	10
7	Boha	9.8	12	0	35	0	56.8
	<b>Sub-Total</b>	<b>103.41</b>	<b>71</b>	<b>1</b>	<b>84.56</b>	<b>17</b>	<b>276.97</b>
<b>4. Ferozpur</b>							
1	Ferozpur	37	32	0	3.29	0	72.29
2	Talwandi Bhai	6.5	7.5	0	6	1	21
3	Zira	2	2.5	0	2	2.25	8.75
4	Guru Har Sahai	15	11.42	0	10	3.58	40
5	Makhu	8.5	2.5	2	13	1	27
6	Mudakki	5.5	13.5	0	2.5	0	21.5
7	Malanwali khas	2	2.6	10	1.9	0	16.5
8	Mamdot	11.15	23	0	12	6	52.15
	<b>Sub-Total</b>	<b>87.65</b>	<b>95.02</b>	<b>12</b>	<b>50.69</b>	<b>13.83</b>	<b>259.19</b>
<b>5. Ludhiana</b>							
1	Ludhiana	993	2644	6	298	15	3956
2	Samrala	1.67	2.62	0	5.12	0	9.41
3	Khanna	71.2	51.4	2.4	0	9.5	134.5
4	Doraha	4.1	12	1	2.9	0.5	20.5
5	Jagraon	5.25	18.08	0	0	0	23.33
6	Raikot	12.75	10.44	0	3	2	28.19
7	Mulanpur	5.3	7.15	0	0	0	12.45
8	Payal	6.5	5	0	0	0	11.5
9	Machhiwara	18	1	2	0	0	21
10	Maloud	2	2	0	8	6	18
11	Sahnewal	8.85	6.05	0	0	0	14.9
	<b>Sub-Total</b>	<b>1128.62</b>	<b>2759.74</b>	<b>11.4</b>	<b>317.02</b>	<b>33</b>	<b>4249.78</b>
<b>6. Patiala</b>							
1	Ghagga	1	1	1	0.5	2	5.5
2	Bhadson	7	2	0	1	0	10
3	Ghanaur	3.5	1.75	0.5	2	0.25	8
4	Nabha	50	4	0	4	4	62
5	Patiala	57	383	39	40	46	565
6	Patran	50	6	0	4	4	64
7	Rajpura	30	60	1	4	1	96
8	Samana	19	12	0	55.5	6	92.5
9	Sanaur	6	3	0	1	1	11
	<b>Sub-Total</b>	<b>223.5</b>	<b>472.75</b>	<b>41.5</b>	<b>112</b>	<b>64.25</b>	<b>914</b>
<b>7. Amritsar</b>							
1	Amritsar	810	690	0	55	0	1555
2	Jandiala	2.4	14	0	7	7	30.4
3	Ramdas	0	2.6	0	0	0	2.6
4	Majitha	2.97	0.5	0	3.47	0	6.94
5	Rayya	20	2	2	15	5	44
6	Raja Sansi	0	1.39	0	1.39	0	2.78
7	Ajnala	3.72	2.15	0	0	0.32	6.19
	<b>Sub-Total</b>	<b>839.09</b>	<b>712.64</b>	<b>2</b>	<b>81.86</b>	<b>12.32</b>	<b>1647.91</b>

S.No./ Name of the District	Name of the Municipality/ Municipal Corp.	Surfaced		Unsurfaced			Total
		Cement Concrete	Black top	Water bound macadam	Motor- able	Unmotor- able	
1/2	3	4	5	6	7	8	9
<b>8. Tarn Taran</b>							
1	Tarn Taran	6	18	2	3	2	31
2	Patti	20	10	0	3	1	34
3	Khemkaran	0	0	0	1	0	1
4	Bhikhiwind	0	7	0	0	0	7
	<b>Sub-Total</b>	<b>26</b>	<b>35</b>	<b>2</b>	<b>7</b>	<b>3</b>	<b>73</b>
<b>9. Hoshiarpur</b>							
1	Sham Churasi	8	9	0	12	0	29
2	Hoshiarpur	170	73	3	70	15	331
3	Hariyana	1.25	10	0	0.25	0	11.5
4	Gardhiwal	20.25	0	0	0.75	0.5	21.5
5	Garh Shankar	30	15.05	4.6	14.05	5.5	69.2
6	Tanda	5	8	2	5	2	22
7	Dasuya	6	15.5	0	0	0	21.5
8	Mukerian	9	8.88	0	4.58	7.58	30.04
9	Mahilpur	8.05	5.05	0	5	0	18.1
10	Talwara	20	6	0	10	4	40
	<b>Sub-Total</b>	<b>277.55</b>	<b>150.48</b>	<b>9.6</b>	<b>121.63</b>	<b>34.58</b>	<b>593.84</b>
<b>10. Shaheed Bhagat Singh Nagar</b>							
1	S.B.S. Nagar	21.1	29.2	0	6.3	2.1	58.7
2	Banga	17	4	0.87	2	0	23.87
3	Balachaur	15.08	3.03	0	2.5	4	24.61
4	Rahon	29.25	2	0	0	2	33.25
	<b>Sub-Total</b>	<b>82.43</b>	<b>38.23</b>	<b>0.87</b>	<b>10.8</b>	<b>8.1</b>	<b>140.43</b>
<b>11. Gurdaspur</b>							
1	Qadian	10	6	0	6	9	31
2	Shri Hargobindpur	3	7	0	1	0	9
3	Dina Nagar	8	4	0	0.5	0	12.5
4	Batala	22	14	0	14	38	88
5	Dhariwal	34	4	0	4	0	13
6	Dera Baba Nanak	5	0.5	0	0.5	0	6
7	Gurdaspur	5	9.05	0	9.05	0	23.1
8	Fatehgarh Churian	0	3	0	3	0	6
	<b>Sub-Total</b>	<b>87</b>	<b>47.55</b>	<b>0</b>	<b>38.05</b>	<b>47</b>	<b>188.6</b>
<b>12. Faridkot</b>							
1	Faridkot	10.75	74.55	0	85.8	1.5	172.6
2	Kotkapura	2	53.6	0	47	8.6	111.2
3	Jaitu	1	17	0	2	0	20
	<b>Sub-Total</b>	<b>13.75</b>	<b>145.15</b>	<b>0</b>	<b>134.8</b>	<b>10.1</b>	<b>303.8</b>
<b>13. Muktsar</b>							
1	Muktsar	43	6	0	20	2	71
2	Malout	90	18	0	24	6	138
3	Gidderbaha	37	12	7	18	2	76
4	Bariwala	3.3	1.2	0.5	0	0	5
	<b>Sub-Total</b>	<b>173.3</b>	<b>37.2</b>	<b>7.5</b>	<b>62</b>	<b>10</b>	<b>290</b>
<b>14. Moga</b>							
1	Dharamkot	4.00	0.07	0.05	0.13	0	0.3
2	Badhni Kalan	2.5	0.9	0.05	0.14	0	1.15
3	Bagha Purana	104.2	54.7	0	3.4	0	58.24
4	Moga	82.8	250.3	7	40	0	380.1
5	Nihal Singh Wala	1	0.5	0	4	0	5.5
6	Kot Ise Khan	0.05	0.06	0	0.06	0	0.17
	<b>Sub-Total</b>	<b>194.55</b>	<b>306.53</b>	<b>7.1</b>	<b>47.73</b>	<b>0</b>	<b>445.46</b>
<b>15. Rupnagar</b>							
1	Rupnagar	12	18	2.74	33.24	1	66.98
2	Morinda	24.5	3	0	40	0	67.5
3	Shri Anadpur Sahib	24.5	3	0	23.5	16	67
4	Nangal	0	89.34	0	89.34	8	186.68
5	Chamkaur Sahib	17.5	0	0	5.5	6.5	29.5
6	Shri Kiratpur Sahib						
	<b>Sub-Total</b>	<b>78.5</b>	<b>113.34</b>	<b>2.74</b>	<b>191.58</b>	<b>31.5</b>	<b>417.66</b>
<b>16. Sahibzada Ajit Singh Nagar</b>							
1	S.A.S. Nagar	0	505	0	0	0	505
2	Kurali	30	9	12	3	0	54
3	Kharar	66	35	9	22	0	132
4	Dera Bassi	42	35	0	18	3.85	98.85
5	Zirakpur	51	78	30	28	0	187
6	Naya-Gaon	32	24	0	0	0	56
7	Banur	10.5	8.03	0	0	2.32	20.85
8	Lalru	12	35	8	5	0	60

S.No./ Name of the District	Name of the Municipality/ Municipal Corp'n.	Surfaced		Unsurfaced			Total
		Cement Concrete	Black top	Water bound macadam	Motor- able	Unmotor- able	
1/2	3	4	5	6	7	8	9
	<i>Sub-Total</i>	243.5	729.03	59	76	6.17	1113.7

S.No./ Name of the District	Name of the Municipality/ Municipal Corp'n.	Surfaced		Unsurfaced			Total
		Cement Concrete	Black top	Water bound macadam	Motor- able	Unmotor- able	
1/2	3	4	5	6	7	8	9
<b>17. Bathinda</b>							
1	Bathinda	8.5	351.3	0	351.3	0	711.1
2	Bhucho	4	16.1	0	8.5	1	29.6
3	Goniana	2	8	0	4	2.5	16.5
4	Kot Fattah	0	5	0	3	0	8
5	Maur	3	7.7	0	0	3.3	14
6	Rama	2	5.9	0	0	2	9.9
7	Rampura Phool	5	10.5	0	0	1.02	16.52
8	Sangat	1.1	1	0	0	0	2.1
9	Talwandi Sabo	10	12	0	6	0	28
10	Bhgta	0	5	0	8	2	15
11	Kot Shamir	4	3	0	5	1	13
12	Lehra Mohabbat	7	6	0	5	2	20
13	Nathana	0	5	0	4	3.5	12.5
14	Chowke	0	2	0	3	0	5
15	Rampura	6	4	0	0	3	13
16	Balianwali	5	2	0	3	1	11
17	Mandi Kalan	3	3	0	0	2	8
18	Maluka	0	2	0	2	4	8
19	Bhai Rupa	1	8	0	5	1	15
20	Kotha Guru	0	8	0	8	3	19
21	Mehraj	1	5	0	6	1	13
	<b>Sub-Total</b>	<b>62.6</b>	<b>470.5</b>	<b>0</b>	<b>421.8</b>	<b>33.32</b>	<b>988.22</b>
<b>18. Jalandhar</b>							
1	Adampur	14.5	2	0	9	2	27.5
2	Alawalpur	3.5	1.5	1	2	0	8
3	Jalandhar	521.36	1229.73	7.8	45.98	36.4	1841.27
4	Kartarpur	10	2	0	1	2	15
5	Nakodar	0	0	0	0	0	0
6	Noor Mahal	9.5	3	0	1	0	13.5
7	Philaur	5	10	0	0	15	30
8	Shahkot	12	12	0	0	2	26
9	Goraya	7.22	5.22	0	0	2.03	14.47
10	Bhogpur	8.75	4	0	6	5	23.75
11	Lohian Khas	14.82	8.65	0	5.95	0	29.42
	<b>Sub-Total</b>	<b>606.65</b>	<b>1278.1</b>	<b>8.8</b>	<b>70.93</b>	<b>64.43</b>	<b>2028.91</b>
<b>19. Sangrur</b>							
1	Malerkotla	25	40	10	12	1	88
2	Sangrur	55	100	5	0	15	175
3	Sunam	11	34	0	13	23	81
4	Dhuri	39	31	2	10	6	88
5	Longowal	6	19	0	0	0	25
6	Ahmedgarh	14.8	51	0.2	0	0	66
7	Lehragaga	10.5	20.5	0	0	0	31
8	Bhiwanigarh	11	5	1	9	0	26
9	Khanauri	21.05	5	0.05	0.85	0.05	27
10	Cheema	0	14.5	6	9.5	0.4	30.4
11	Dirba	3.8	3.95	0	4	0	11.75
12	Moonak	14	5.5	0	5.5	0	25
13	Amargarh	2	3	0	5	2	12
	<b>Sub-Total</b>	<b>213.15</b>	<b>332.45</b>	<b>24.25</b>	<b>68.85</b>	<b>47.45</b>	<b>686.15</b>
<b>20. Barnala</b>							
1	Barnala	14.85	81.5	4.25	61.5	14.25	176.35
2	Tapa	3	5	4	3	3	18
3	Bhadaur	5	17	0	0	3	25
4	Dhanoula	3	13.05	0	11	0	27.05
5	Handiaya	2	3	2	5	1	13
	<b>Sub-Total</b>	<b>27.85</b>	<b>119.55</b>	<b>10.25</b>	<b>80.5</b>	<b>21.25</b>	<b>259.4</b>
<b>21. Fazilka</b>							
1	Abohar	8.24	64.85	0	41.41	43.5	158
2	Jalalabad	7.05	9.35	0	16.4	0	32.8
3	Fazilka	4	90.66	0	106.8	0	201.46
4	Arni Wala Sheikh Suban	0	8	0	9	5	22
	<b>Sub-Total</b>	<b>19.29</b>	<b>172.86</b>	<b>0</b>	<b>173.61</b>	<b>48.5</b>	<b>414.26</b>
<b>22. Pathankot</b>							
1	Pathankot	159.4	42.23	0	68	133.63	403.26
2	sujanpur	12.08	17	0	17	0	46.08
	<b>Sub-Total</b>	<b>171.48</b>	<b>59.23</b>	<b>0</b>	<b>85</b>	<b>133.63</b>	<b>449.34</b>
	<b>Grand Total</b>	<b>4964.12</b>	<b>8483.4</b>	<b>211.01</b>	<b>2485.31</b>	<b>656.68</b>	<b>16659.07</b>

**Transport and Communication**

**Table No. 16 No. of Post Offices, Telegraph Offices, Telephone Connections and Public Call Offices in Municipal Area 2015-16**

S.No./ Name of the District	Name of the Municipality/ Municipal Corpn.	Postal Facilities			Telephone Facilities	
		Post Offices	Telegraph Offices	Letter Boxes	Telephone Connections	Public Call Offices
1/2	3	4	5	6	7	8
<b>1. Kapurthala</b>						
1	Kapurthala	7	0	13	4510	36
2	Phagwara	6	0	16	6672	19
3	Sultanpur Lodhi	2	0	6	561	10
4	Dhilwan	1	0	1	301	5
5	Begowal	1	0	2	528	6
6	Bhulath	1	0	1	570	7
7	Nadala	1	0	2	101	4
	<b>Sub-Total</b>	<b>19</b>	<b>0</b>	<b>41</b>	<b>13243</b>	<b>87</b>
<b>2. Fatehgarh Sahib</b>						
1	Amloh	1	0	3	598	4
2	Sirhind	4	0	5	727	0
3	Gobindgarh	2	0	8	2876	7
4	Bassi Pathana	1	0	7	395	0
5	Khamano	1	0	2	610	3
	<b>Sub-Total</b>	<b>9</b>	<b>0</b>	<b>25</b>	<b>5206</b>	<b>14</b>
<b>3. Mansa</b>						
1	Mansa	1	1	15	6213	13
2	Budhlada	1	0	12	2530	9
3	Bareta	1	0	5	1521	8
4	Bhikhi	1	0	3	871	6
5	Sardulgarh	1	0	3	731	9
6	joga	1	0	1	0	0
7	Boha	1	0	1	0	0
	<b>Sub-Total</b>	<b>7</b>	<b>1</b>	<b>40</b>	<b>11866</b>	<b>45</b>
<b>4. Firozpur</b>						
1	Firozpur	10	0	32	3176	60
2	Talwandi Bhai	1	0	2	482	5
3	Zira	1	0	9	987	45
4	Guru Har Sahai	1	0	11	415	28
5	Makhu	1	0	5	369	20
6	Mudakki	1	0	2	270	0
7	Malanwali khas	1	0	2	240	0
8	Mamdot	1	0	5	389	0
	<b>Sub-Total</b>	<b>17</b>	<b>0</b>	<b>68</b>	<b>6328</b>	<b>158</b>
<b>5. Ludhiana</b>						
1	Ludhiana	46	0	332	90216	226
2	Samrala	2	0	7	1953	4
3	Khanna	3	0	20	10126	4
4	Doraha	2	0	4	4354	4
5	Jagraon	4	0	22	4540	13
6	Raikot	1	0	5	2743	0
7	Mulanpur	1	0	5	2833	2
8	Payal	1	0	5	1207	0
9	Machhiwara	1	0	7	1029	4
10	Maloud	1	0	8	589	0
11	Sahnewal	2	0	5	2304	5
	<b>Sub-Total</b>	<b>64</b>	<b>0</b>	<b>420</b>	<b>121894</b>	<b>262</b>
<b>6. Patiala</b>						
1	Ghagga	1	0	1	204	0
2	Bhadson	1	0	1	422	1
3	Ghanaur	1	0	1	322	0
4	Nabha	2	0	7	2841	9
5	Patiala	17	0	25	22454	79
6	Patran	1	0	2	1066	10
7	Rajpura	5	0	12	4066	10
8	Samana	1	0	11	1936	1
9	Sanaur	1	0	1	230	0
	<b>Sub-Total</b>	<b>30</b>	<b>0</b>	<b>61</b>	<b>33541</b>	<b>110</b>
<b>7. Amritsar</b>						
1	Amritsar	41	2	377	10312	685
2	Jandiala	1	1	8	1160	11
3	Ramdas	1	0	5	610	2
4	Majitha	1	1	8	0	0
5	Rayya	1	0	0	0	0
6	Raja Sansi	1	1	4	285	3
7	Ajnala	1	1	3	520	7
	<b>Sub-Total</b>	<b>47</b>	<b>6</b>	<b>405</b>	<b>12887</b>	<b>708</b>

8. Tarn Taran						
1	Tarn Taran	2	0	10	2415	28
2	Patti	2	0	4	730	3
3	Khemkaran	1	0	1	102	1
4	Bhikhiwind	1	0	2	305	7
	<b>Sub-Total</b>	<b>6</b>	<b>0</b>	<b>17</b>	<b>3552</b>	<b>39</b>
9. Hoshiarpur						
1	Sham Churasi	1	0	5	810	5
2	Hoshiarpur	19	0	85	16945	40
3	Hariyana	1	0	5	1140	4
4	Gardhiwal	1	0	4	1800	8
5	Garh Shankar	1	0	7	7550	5
6	Tanda	2	0	5	2550	22
7	Dasuya	4	0	24	2682	45
8	Mukerian	1	0	13	1322	20
9	Mahilpur	1	0	7	5000	4
10	Talwara	1	0	4	2800	15
	<b>Sub-Total</b>	<b>32</b>	<b>0</b>	<b>159</b>	<b>42599</b>	<b>168</b>
10. Shaheed Bhagat Singh Nagar						
1	S.B.S. Nagar	3	0	8	8850	79
2	Banga	1	0	6	8530	42
3	Balachaur	1	0	2	2050	35
4	Rahon	1	0	5	2120	5
	<b>Sub-Total</b>	<b>6</b>	<b>0</b>	<b>21</b>	<b>21550</b>	<b>161</b>
11. Gurdaspur						
1	Qadian	1	0	3	984	17
2	Shri Hargobindpur	1	0	1	199	3
3	Dina Nagar	1	0	5	1679	41
4	Batala	6	0	10	3287	112
5	Dhariwal	1	0	1	508	33
6	Dera Baba Nanak	1	0	6	200	6
7	Gurdaspur	2	1	18	3530	39
8	Fatehgarh Churian	1	0	1	386	12
	<b>Sub-Total</b>	<b>14</b>	<b>1</b>	<b>45</b>	<b>10773</b>	<b>263</b>
12. Faridkot						
1	Faridkot	3	1	40	6691	102
2	Kotkapura	2	1	17	7305	74
3	Jaitu	1	1	21	3287	68
	<b>Sub-Total</b>	<b>6</b>	<b>3</b>	<b>78</b>	<b>17283</b>	<b>244</b>
13. Muktsar						
1	Muktsar	3	3	32	8013	5
2	Malout	1	1	12	5203	1
3	Gidderbaha	1	1	9	2816	1
4	Bariwala	1	1	4	790	2
	<b>Sub-Total</b>	<b>6</b>	<b>6</b>	<b>57</b>	<b>16822</b>	<b>9</b>
14. Moga						
1	Dharamkot	1	0	2	510	0
2	Badhni Kalan	1	0	2	0	4
3	Bagha Purana	1	1	5	2550	0
4	Moga	0	0	0	0	0
5	Nihal Singh Wala	1	0	1	0	0
6	Kot Ise Khan	1	0	2	480	3
	<b>Sub-Total</b>	<b>5</b>	<b>1</b>	<b>12</b>	<b>3540</b>	<b>7</b>
15. Rupnagar						
1	Rupnagar	3	0	33	3200	18
2	Morinda	1	0	4	1536	2
3	Shri Anadpur Sahib	1	0	6	1057	5
4	Nangal	7	0	15	4250	25
5	Chamkaur Sahib	1	0	3	1600	4
6	Shri Kiratpur Sahib					
	<b>Sub-Total</b>	<b>13</b>	<b>0</b>	<b>61</b>	<b>11643</b>	<b>54</b>
16. Sahibzada Ajit Singh Nagar						
1	S.A.S. Nagar	10	0	56	31992	636
2	Kurali	1	0	11	2953	52
3	Kharar	1	0	15	3860	91
4	Dera Bassi	1	0	7	5581	99
5	Zirakpur	2	0	12	4498	125
6	Naya-Gaon	1	0	2	308	69
7	Banur	1	0	7	1062	9
8	Lalru	1	0	6	313	8

	<b>Sub-Total</b>	<b>18</b>	<b>0</b>	<b>116</b>	<b>50567</b>	<b>1089</b>
<b>17. Bathinda</b>						
1	Bathinda	9	0	64	15280	5
2	Bhucho	1	1	5	1185	3
3	Goniana	1	0	6	974	3
4	Kot Fattah	1	0	1	161	2
5	Maur	1	0	8	1209	1
6	Rama	1	1	6	984	22
7	Rampura Phool	2	0	6	2689	22
8	Sangat	1	0	2	334	0
9	Talwandi Sabo	1	0	4	680	31
10	Bhgta	1	1	1	625	4
11	Kot Shamir	0	0	0	179	0
12	Lehra Mohabbat	0	0	0	380	0
13	Nathana	0	0	0	551	0
14	Chowke	0	0	0	131	0
15	Rampura	0	0	0	20	0
16	Balianwali	0	0	0	228	0
17	Mandi Kalan	0	0	0	193	0
18	Maluka	0	0	0	134	0
19	Bhai Rupa	0	0	0	459	0
20	Kotha Guru	0	0	0	65	0
21	Mehraj	0	0	0	204	0
	<b>Sub-Total</b>	<b>19</b>	<b>3</b>	<b>103</b>	<b>26665</b>	<b>93</b>
<b>18. Jalandhar</b>						
1	Adampur	1	0	4	1910	2
2	Alawalpur	1	0	5	899	1
3	Jalandhar	50	0	315	87288	1610
4	Kartarpur	2	0	10	1977	9
5	Nakodar	5	0	19	2140	8
6	Noor Mahal	1	0	0	0	0
7	Philaur	1	0	8	3112	13
8	Shahkot	1	0	3	1911	29
9	Goraya	1	1	3	460	12
10	Bhogpur	1	0	5	3095	0
11	Lohian Khas	1	0	1	0	0
	<b>Sub-Total</b>	<b>65</b>	<b>1</b>	<b>373</b>	<b>102792</b>	<b>1684</b>
<b>19. Sangrur</b>						
1	Malerkotla	3	0	17	3308	33
2	Sangrur	5	0	18	4021	35
3	Sunam	2	0	8	3122	30
4	Dhuri	2	0	8	3321	88
5	Longowal	2	0	6	385	12
6	Ahmedgarh	1	0	15	2206	2
7	Lehragaga	2	0	8	809	16
8	Bhiwanigarh	1	0	7	676	3
9	Khanauri	1	0	3	236	2
10	Cheema	1	0	1	533	0
11	Dirba	1	0	8	557	7
12	Moonak	1	0	5	352	5
13	Amargarh	1	0	3	628	5
	<b>Sub-Total</b>	<b>23</b>	<b>0</b>	<b>107</b>	<b>20154</b>	<b>238</b>
<b>20. Barnala</b>						
1	Barnala	5	1	20	6060	35
2	Tapa	1	0	5	718	7
3	Bhadaur	1	0	4	332	4
4	Dhanoula	1	0	3	521	9
5	Handiaya	1	0	1	438	3
	<b>Sub-Total</b>	<b>9</b>	<b>1</b>	<b>33</b>	<b>8069</b>	<b>58</b>
<b>21. Fazilka</b>						
1	Abohar	10	0	45	11725	226
2	Jalalabad	2	0	13	1816	64
3	Fazilka	10	0	20	4285	50
4	Arni Wala Sheikh Suban	1	0	3	0	0
	<b>Sub-Total</b>	<b>23</b>	<b>0</b>	<b>81</b>	<b>17826</b>	<b>340</b>
<b>22. Pathankot</b>						
1	Pathankot	13	0	56	27850	10
2	sujanpur	1	1	9	6300	49
	<b>Sub-Total</b>	<b>14</b>	<b>1</b>	<b>65</b>	<b>34150</b>	<b>59</b>
	<b>Grand Total</b>	<b>452</b>	<b>24</b>	<b>2388</b>	<b>592950</b>	<b>5890</b>

**Employment in Municipalities**  
**Table No. 17 Category-wise Employment and Emoluments 2015-16**

S.No./ Name of the District	Name of the Municipality/ Municipal Corpn.	Employment under Public Utility Undertakings											Other Employees									
		Elec. Light & Power Supply		Water Supply		Sanitary Services		Transporation		Others		Total		Education		Medical and Health		Others		Total		
		No.	Wages & Salaries (Rs.000)	No.	Wages & Salaries (Rs.000)	No.	Wages & Salaries (Rs.000)	No.	Wages & Salaries (Rs.000)	No.	Wages & Salaries (Rs.000)	No.	Wages & Salaries (Rs.000)	No.	Wages & Salaries (Rs.000)	No.	Wages & Salaries (Rs.000)	No.	Wages & Salaries (Rs.000)	No.	Wages & Salaries (Rs.000)	No.
1/2	3	4	5	6	7	8	9	10	11	12	13	14	15	16	17	18	19	20	21	22	23	24
<b>1. Kapurthala</b>																						
1	Kapurthala	2	1120000	34	10472000	165	40190000	0	0	63	63389000	264	115171000	0	0	0	0	0	0	0	0	264
2	Phagwara	4	996000	45	45350000	211	58970000	0	0	0	0	260	105316000	0	0	0	0	55	78171000	55	78171000	315
3	Sultanpur Lodhi	0	0	3	1348000	15	4296000	0	0	8	810000	26	6454000	0	0	0	0	30	14224000	30	14224000	56
4	Dhiliwan	2	245000	4	384000	27	1890000	0	0	0	0	33	2519000	0	0	0	0	2	507000	2	507000	35
5	Begowal	1	276000	3	276000	26	2286000	0	0	6	2671000	36	5509000	0	0	0	0	0	0	0	0	36
6	Bhulath	1	413000	1	413000	14	2016000	0	0	7	469800	23	3311800	0	0	0	0	23	754000	23	754000	46
7	Nadala	1	90000	1	120000	18	1872000	0	0	0	0	20	2082000	1	448000	0	0	0	0	1	448000	21
	<b>Sub-Total</b>	<b>11</b>	<b>3140000</b>	<b>91</b>	<b>58363000</b>	<b>476</b>	<b>111520000</b>	<b>0</b>	<b>0</b>	<b>84</b>	<b>67339800</b>	<b>662</b>	<b>240362800</b>	<b>1</b>	<b>448000</b>	<b>0</b>	<b>0</b>	<b>110</b>	<b>93656000</b>	<b>111</b>	<b>94104000</b>	<b>773</b>
<b>2. Fatehgarh Sahib</b>																						
1	Amloh	0	0	2	554000	14	3956000	0	0	4	619000	20	5129000	0	0	0	0	0	0	0	0	20
2	Sirhind	1	364000	10	3267000	55	13274000	0	0	0	0	66	16905000	0	0	0	0	27	15244000	27	15244000	93
3	Gobindgarh	3	1810000	28	16800000	236	48900000	0	0	155	16700000	422	84210000	3	1275000	0	0	124	36000000	127	37275000	549
4	Bassi Pathana	3	181000	0	0	45	6272000	0	0	0	0	48	6453000	0	0	0	0	0	0	0	0	48
5	Khamano	2	192000	0	100000	30	3718000	0	0	10	8461000	42	12471000	0	0	0	0	0	0	0	0	42
	<b>Sub-Total</b>	<b>9</b>	<b>2547000</b>	<b>40</b>	<b>20721000</b>	<b>380</b>	<b>76120000</b>	<b>0</b>	<b>0</b>	<b>169</b>	<b>25780000</b>	<b>598</b>	<b>125168000</b>	<b>3</b>	<b>1275000</b>	<b>0</b>	<b>0</b>	<b>151</b>	<b>51244000</b>	<b>154</b>	<b>52519000</b>	<b>752</b>
<b>3. Mansa</b>																						
1	Mansa	0	0	0	0	72	20730000	0	0	0	0	72	20730000	0	0	0	0	0	0	0	0	72
2	Budhlada	0	0	0	0	35	14445000	0	0	0	0	35	14445000	0	0	0	0	7	5592000	7	5592000	42
3	Bareta	0	0	0	0	16	3903000	0	0	0	0	16	3903000	0	0	0	0	9	5653000	9	5653000	25
4	Bhikki	0	0	0	0	0	0	0	0	0	0	0	0	0	0	0	0	20	8268000	20	8268000	20
5	Sardulgarh	0	0	0	0	9	2036000	0	0	27	9830000	36	11866000	0	0	0	0	0	0	0	0	36
6	Joga	0	0	0	0	4	642000	0	0	2	272000	6	914000	0	0	4	483000	0	0	4	483000	10
7	Boha	0	0	0	0	0	0	0	0	0	0	0	0	0	0	0	0	4	1330000	4	1330000	4
	<b>Sub-Total</b>	<b>0</b>	<b>0</b>	<b>0</b>	<b>0</b>	<b>136</b>	<b>41756000</b>	<b>0</b>	<b>0</b>	<b>29</b>	<b>10102000</b>	<b>165</b>	<b>51858000</b>	<b>0</b>	<b>0</b>	<b>4</b>	<b>483000</b>	<b>40</b>	<b>20843000</b>	<b>44</b>	<b>21326000</b>	<b>209</b>
<b>4. Firozpur</b>																						
1	Firozpur	2	854000	27	18444000	88	30338000	2	674000	73	59956000	192	110266000	0	0	0	0	0	0	0	0	192
2	Talwandi Bhai	0	0	8	1478000	9	2514000	0	0	20	7039000	37	11031000	0	0	0	0	0	0	0	0	37
3	Zira	1	432000	6	1927000	43	12978000	0	0	21	10417000	71	25754000	0	0	0	0	0	0	0	0	71
4	Guru Har Sahai	0	0	5	1583000	20	6429000	0	0	0	0	25	8012000	0	0	0	0	0	0	0	0	25
5	Makhu	1	750000	1	771000	21	55000	0	0	12	8773000	35	10349000	0	0	0	0	0	0	0	0	35
6	Mudakki	0	0	0	0	0	0	0	0	0	0	0	0	0	0	0	0	0	0	0	0	
7	Malanwali khas	0	0	0	0	0	0	0	0	6	1271000	6	1271000	0	0	0	0	0	0	0	0	6
8	Mamdot	2	456000	1	101000	17	1315000	1	102000	1	66000	22	2040000	0	0	0	0	0	0	0	0	22
	<b>Sub-Total</b>	<b>6</b>	<b>2492000</b>	<b>48</b>	<b>24304000</b>	<b>198</b>	<b>53629000</b>	<b>3</b>	<b>776000</b>	<b>133</b>	<b>87522000</b>	<b>388</b>	<b>168723000</b>	<b>0</b>	<b>0</b>	<b>0</b>	<b>0</b>	<b>0</b>	<b>0</b>	<b>0</b>	<b>0</b>	<b>388</b>
<b>5. Ludhiana</b>																						
1	Ludhiana	181	79142	1640	563795	4326	1180887	0	0	3042	1368991	9189	3192815	24	7439	0	0	0	0	24	7439	9213
2	Samrala	0	0	4	1831	19	5456	0	0	20	15962	43	23249	0	0	0	0	0	0	0	0	43
3	Khanna	2	828	27	13195	192	59795	0	0	134	75055	355	148873	0	0	2	859	0	0	2	859	357
4	Doraha	1	510	5	2159	30	12624	0	0	0	0	36	15293	4	1749	0	0	17	12724	21	14473	57
5	Jagraon	8	1240	0	0	149	33136	0	0	0	0	157	34376	0	0	0	0	30	32487	30	32487	187
6	Raikot	3	1324	4	2194	46	11720	0	0	0	0	53	15238	0	0	0	0	21	13237	21	13237	74
7	Mulanpur	0	0	0	0	49	6641	0	0	0	0	49	6641	0	0	0	0	23	7723	23	7723	72
8	Payal	2	528	0	0	18	1723	0	0	9	4413	29	6664	0	0	0	0	0	0	0	0	29
9	Machhiwara	1	537	0	0	20	6251	0	0	11	11414	32	18202	0	0	0	0	3	1123	3	1123	35
10	Maloud	0	0	0	0	15	1740	0	0	1	54	16	1794	0	0	0	0	7	5037	7	5037	23
11	Sahnewal	2	756	0	0	32	7832	0	0	33	24609	67	33197	0	0	0	0	0	0	0	0	67
	<b>Sub-Total</b>	<b>200</b>	<b>84865</b>	<b>1680</b>	<b>583174</b>	<b>4896</b>	<b>1327805</b>	<b>0</b>	<b>0</b>	<b>3250</b>	<b>1500498</b>	<b>10026</b>	<b>3496342</b>	<b>28</b>	<b>9188</b>	<b>2</b>	<b>859</b>	<b>101</b>	<b>72331</b>	<b>131</b>	<b>82378</b>	<b>10157</b>



6. Patiala																						
1	Ghagga	0	0	2	742000	4	949000	0	0	0	0	6	1691000	0	0	0	0	7	2593000	7	2593000	13
2	Bhadson	0	0	0	0	0	0	0	0	8	3212385	8	3212385	0	0	0	0	0	0	0	8	
3	Ghanaur	0	0	0	0	0	0	0	0	0	0	0	0	0	0	0	0	0	0	0	0	
4	Nabha	0	0	8	5102321	113	39513149	0	0	62	48322618	183	92938088	0	0	0	0	0	0	0	183	
5	Patiala	12	4135035	207	5352922	581	165237653	0	0	0	0	800	174725610	0	0	0	0	331	72186315	331	72186315	1131
6	Patran	3	635413	8	1741315	52	9825615	0	0	0	0	63	12202343	0	0	0	0	0	0	0	63	
7	Rajpura	4	1995211	5	3150298	282	89832038	5	1993212	150	86556150	446	183526909	0	0	0	0	0	0	0	446	
8	Samana	2	991890	3	3752412	95	39865498	0	0	0	0	100	44609800	0	0	0	0	28	19541025	28	19541025	128
9	Sanaur	0	0	2	905000	17	6228000	0	0	8	5843000	27	12976000	0	0	0	0	0	0	0	27	
	<b>Sub-Total</b>	<b>21</b>	<b>7757549</b>	<b>235</b>	<b>20746268</b>	<b>1144</b>	<b>351450953</b>	<b>5</b>	<b>1993212</b>	<b>228</b>	<b>143934153</b>	<b>1633</b>	<b>525882135</b>	<b>0</b>	<b>0</b>	<b>0</b>	<b>0</b>	<b>366</b>	<b>94320340</b>	<b>366</b>	<b>94320340</b>	<b>1999</b>
7. Amritsar																						
1	Amritsar	36	6116000	1560	227214000	2290	481960000	0	0	2130	374010000	6016	1089300000	0	0	0	0	0	0	0	6016	
2	Jandiala	2	1120000	5	2410000	25	8672000	0	0	26	16018000	58	28220000	0	0	0	0	0	0	0	58	
3	Ramdas	0	0	0	0	0	0	0	0	0	0	0	0	0	0	0	0	4	2316000	4	2316000	4
4	Majitha	0	0	2	472000	11	3510000	0	0	0	0	13	3982000	0	0	0	0	0	0	0	13	
5	Rayya	0	0	3	1012000	30	6270000	0	0	0	0	33	7282000	2	1118000	0	0	24	13014000	26	14132000	59
6	Raja Sansi	2	514000	2	1416000	32	0	0	0	7	3018000	43	4948000	0	0	0	0	0	0	0	43	
7	Ajnala	0	0	0	0	0	0	0	0	0	0	0	0	0	0	0	0	0	0	0	0	
	<b>Sub-Total</b>	<b>40</b>	<b>7750000</b>	<b>1572</b>	<b>232524000</b>	<b>2388</b>	<b>500412000</b>	<b>0</b>	<b>0</b>	<b>2163</b>	<b>393046000</b>	<b>6163</b>	<b>1133732000</b>	<b>2</b>	<b>1118000</b>	<b>0</b>	<b>0</b>	<b>28</b>	<b>15330000</b>	<b>30</b>	<b>16448000</b>	<b>6193</b>
8. Tarn Taran																						
1	Tarn Taran	3	714000	6	5237000	72	2701500	0	0	50	15490000	131	24142500	0	0	0	0	0	0	0	131	
2	Patti	0	0	5	1370000	40	12104000	0	0	0	0	45	13474000	0	0	0	0	34	12033000	34	12033000	79
3	Khemkaran	0	0	0	0	0	0	0	0	0	0	0	0	0	0	0	0	10	3578000	10	3578000	10
4	Bhikhiwind	2	82	0	0	26	0	0	0	0	0	0	0	0	0	0	0	0	0	0	28	
	<b>Sub-Total</b>	<b>5</b>	<b>714082</b>	<b>11</b>	<b>6607000</b>	<b>138</b>	<b>14805500</b>	<b>0</b>	<b>0</b>	<b>50</b>	<b>15490000</b>	<b>176</b>	<b>37616500</b>	<b>0</b>	<b>0</b>	<b>0</b>	<b>0</b>	<b>44</b>	<b>15611000</b>	<b>44</b>	<b>15611000</b>	<b>248</b>
9. Hoshiarpur																						
1	Sham Churasi	1	28000	2	201000	11	1295000	0	0	6	2926000	20	4450000	5	2352000	0	0	4	1525000	9	3877000	29
2	Hoshiarpur	3	1298000	38	14275000	188	75378000	0	0	24	1245000	253	92196000	253	98511000	6	2419000	20	1155000	279	102085000	532
3	Hariana	2	555000	3	788000	125	15123000	0	0	12	9252000	142	25718000	142	3305000	0	0	15	8536000	157	11841000	299
4	Gardhiwal	1	425000	1	395000	12	3875000	0	0	4	1452000	18	6147000	0	0	0	0	4	1825000	4	1825000	22
5	Garh Shankar	0	0	2	2135000	27	9258000	0	0	27	12720000	56	24113000	0	0	0	0	25	10925000	25	10925000	81
6	Tanda	1	695000	2	438000	67	12743000	0	0	20	1225000	90	15101000	7	2392000	0	0	19	9956000	26	12348000	116
7	Dasuya	2	727364	10	2275910	29	3221230	0	0	18	986000	59	7210504	0	0	0	0	25	8950000	25	8950000	84
8	Mukerian	2	805000	8	3455000	78	1958800	0	0	30	13052000	118	19270800	0	0	0	0	31	7952000	31	7952000	149
9	Mahilpur	1	255000	8	3822000	30	3525000	0	0	27	1274000	66	8876000	0	0	0	0	24	8595000	24	8595000	90
10	Talwara			0	0	0	0	0	0	0	0	0	0	0	0	0	0	0	0	0	0	
	<b>Sub-Total</b>	<b>13</b>	<b>4788364</b>	<b>74</b>	<b>27784910</b>	<b>567</b>	<b>126377030</b>	<b>0</b>	<b>0</b>	<b>168</b>	<b>44132000</b>	<b>822</b>	<b>203082304</b>	<b>407</b>	<b>106560000</b>	<b>6</b>	<b>2419000</b>	<b>167</b>	<b>59419000</b>	<b>580</b>	<b>168398000</b>	<b>1402</b>
10. Shaheed Bhagat Singh Nagar																						
1	S.B.S. Nagar	1	440000	7	3728000	65	24568000	0	0	70	24091000	143	52827000	0	0	0	0	0	0	0	143	
2	Banga	6	2700000	4	1547000	66	25530000	0	0	44	8813000	120	38590000	0	0	0	0	4	2012000	4	2012000	124
3	Balachaur	0	0	0	0	0	0	0	0	0	0	0	0	0	0	0	0	39	17530000	39	17530000	39
4	Rahon	1	600000	12	1547000	25	6885000	0	0	0	0	38	9032000	0	0	0	0	0	0	0	38	
	<b>Sub-Total</b>	<b>8</b>	<b>3740000</b>	<b>23</b>	<b>6822000</b>	<b>156</b>	<b>56983000</b>	<b>0</b>	<b>0</b>	<b>114</b>	<b>32904000</b>	<b>301</b>	<b>100449000</b>	<b>0</b>	<b>0</b>	<b>0</b>	<b>0</b>	<b>43</b>	<b>19542000</b>	<b>43</b>	<b>19542000</b>	<b>344</b>
11. Gurdaspur																						
1	Qadian	0	0	5	750000	27	8206000	0	0	29	16221000	61	25177000	0	0	0	0	0	0	0	61	
2	Shri Hargobindpur	0	0	2	728000	4	400000	0	0	2	794000	8	1922000	0	0	0	0	7	850000	7	850000	15
3	Dina Nagar	0	0	6	5988000	40	12694000	0	0	27	10550000	73	29232000	0	0	0	0	0	0	0	73	
4	Batala	0	0	20	7250000	172	54939000	0	0	0	0	192	62189000	0	0	4	1707000	117	61569000	121	63276000	313
5	Dhariwal	0	0	3	772000	34	10009000	0	0	30	11204000	67	21985000	0	0	0	0	0	0	0	67	
6	Dera Baba Nanak	0	0	3	911000	16	1490000	0	0	3	1000000	22	3401000	0	0	0	0	0	0	0	22	
7	Gurdaspur	0	0	18	8650000	116	30397000	0	0	84	18055000	218	57102000	0	0	0	0	0	0	0	218	
8	Fatehgarh Churian	0	0	1	694000	13	3720000	0	0	0	0	14	4414000	0	0	0	0	21	10509000	21	10509000	35
	<b>Sub-Total</b>	<b>0</b>	<b>0</b>	<b>58</b>	<b>25743000</b>	<b>422</b>	<b>121855000</b>	<b>0</b>	<b>0</b>	<b>175</b>	<b>57824000</b>	<b>655</b>	<b>205422000</b>	<b>0</b>	<b>0</b>	<b>4</b>	<b>1707000</b>	<b>145</b>	<b>72928000</b>	<b>149</b>	<b>74635000</b>	<b>804</b>



12	Lehra Mohabbat	0	0	0	0	0	0	0	0	0	0	0	0	0	0	0	0	0	0	0	0	0
13	Nathana	0	0	0	0	0	0	0	0	0	0	0	0	0	0	0	0	0	0	0	0	0
14	Chowke	0	0	0	0	0	0	0	0	0	0	0	0	0	0	0	0	0	0	0	0	0
15	Rampura	0	0	0	0	0	0	0	0	0	0	0	0	0	0	0	0	0	0	0	0	0
16	Balianwali	0	0	0	0	0	0	0	0	0	0	0	0	0	0	0	0	0	0	0	0	0
17	Mandi Kalan	0	0	0	0	0	0	0	0	0	0	0	0	0	0	0	0	0	0	0	0	0
18	Maluka	0	0	0	0	0	0	0	0	0	0	0	0	0	0	0	0	0	0	0	0	0
19	Bhai Rupa	0	0	0	0	0	0	0	0	0	0	0	0	0	0	0	0	0	0	0	0	0
20	Kotha Guru	0	0	0	0	0	0	0	0	0	0	0	0	0	0	0	0	0	0	0	0	0
21	Mehraj	0	0	0	0	0	0	0	0	0	0	0	0	0	0	0	0	0	0	0	0	0
	<b>Sub-Total</b>	<b>23</b>	<b>8258000</b>	<b>107</b>	<b>26563000</b>	<b>987</b>	<b>262911000</b>	<b>0</b>	<b>0</b>	<b>158</b>	<b>56064000</b>	<b>1275</b>	<b>353796000</b>	<b>5</b>	<b>221700</b>	<b>0</b>	<b>0</b>	<b>219</b>	<b>2376400</b>	<b>224</b>	<b>2598100</b>	<b>1499</b>

**18. Jalandhar**

1	Adampur	0	0	1	65000	20	8643000	0	0	0	0	0	0	0	0	0	0	0	0	0	0	
2	Alawalpur	0	0	1	26100	21	565500	0	0	0	0	22	591600	0	0	0	0	0	0	0	0	22
3	Jalandhar	19	7851000	280	8452640	1161	295014500	0	0	0	0	1460	311318140	0	0	51	12018325	0	0	0	0	
4	Kartarpur	0	0	0	0	10	3580000	0	0	17	13351000	27	16931000	0	0	0	0	0	0	0	0	27
5	Nakodar	0	0	25	5657000	28	8457000	0	0	0	0	53	14114000	0	0	0	0	0	0	0	0	53
6	Noor Mahal	1	71400000	5	235700000	25	7593000	0	0	0	0	31	314693000	0	0	0	0	0	0	0	0	31
7	Philaur	0	0	6	1591000	0	0	0	0	0	0	0	0	0	0	0	0	0	0	0	0	0
8	Shahkot	1	520000	5	134000	18	4500000	24	1252000	0	0	48	6406000	0	0	0	0	0	0	0	0	48
9	Goraya	2	73800	2	705000	8	2568000	0	0	20	13616000	32	16962800	0	0	0	0	0	0	0	0	32
10	Bhogpur	2	732000	2	890000	15	2977000	0	0	0	0	19	4599000	0	0	0	0	24	13825000	24	13825000	43
11	Lohian Khas	1	430000	1	430000	1	430000	0	0	0	0	0	0	0	0	0	0	0	0	0	0	0
	<b>Sub-Total</b>	<b>26</b>	<b>81006800</b>	<b>328</b>	<b>253650740</b>	<b>1307</b>	<b>334328000</b>	<b>24</b>	<b>1252000</b>	<b>37</b>	<b>26967000</b>	<b>1692</b>	<b>685615540</b>	<b>0</b>	<b>0</b>	<b>51</b>	<b>12018325</b>	<b>24</b>	<b>13825000</b>	<b>24</b>	<b>13825000</b>	<b>224</b>

**19. Sangrur**

1	Malerkotla	0	0	13	6544	120	39335	0	0	0	0	133	45879	0	0	0	0	82	47329	82	47329	215
2	Sangrur	1	592	3	1108	233	63876	0	0	0	0	237	65576	0	0	0	0	52	20616	52	20616	289
3	Sunam	0	0	9	2808	83	27857	0	0	0	0	92	30665	0	0	0	0	26	19639	26	19639	118
4	Dhuri	2	655	3	1298	66	16775	0	0	0	0	71	18728	0	0	0	0	18	16800	18	16800	89
5	Longowal	0	0	0	0	8	1735	1	352	0	0	9	2087	0	0	0	0	5	3643	5	3643	14
6	Ahmedgarh	0	0	9	5173	47	14565	0	0	0	0	56	19738	0	0	0	0	45	24619	45	24619	101
7	Lehragaga	0	0	5	1879	13	5136	0	0	0	0	18	7015	0	0	0	0	12	12012	12	12012	30
8	Bhiwanigarh	2	925	2	485	31	9454	0	0	0	0	35	10864	0	0	0	0	7	8465	7	8465	42
9	Khanauri	0	0	0	0	11	2100	0	0	0	0	11	2100	0	0	0	0	10	5094	10	5094	21
10	Cheema	0	0	0	0	18	3577	0	0	0	0	18	3577	0	0	0	0	9	5754	9	5754	27
11	Dirba	1	365	1	355	16	3880	0	0	0	0	18	4600	0	0	0	0	7	5219	7	5219	25
12	Moonak	1	465	2	930	19	5379	0	0	0	0	22	6774	0	0	0	0	8	3518	8	3518	30
13	Amargarh	0	0	0	0	0	0	0	0	0	0	0	0	0	0	0	0	0	0	0	0	0
	<b>Sub-Total</b>	<b>7</b>	<b>3002</b>	<b>47</b>	<b>20580</b>	<b>665</b>	<b>193669</b>	<b>1</b>	<b>352</b>	<b>0</b>	<b>0</b>	<b>720</b>	<b>217603</b>	<b>0</b>	<b>0</b>	<b>0</b>	<b>0</b>	<b>281</b>	<b>172708</b>	<b>281</b>	<b>172708</b>	<b>1001</b>

**20. Barnala**

1	Barnala	11	2101000	0	0	251	58348000	0	0	32	13277000	294	73726000	15	6905000	0	0	11	1190000	26	8095000	320
2	Tapa	1	772000	3	1822000	24	9308000	0	0	15	4752000	43	16654000	0	0	0	0	0	0	0	0	43
3	Bhadaur	0	0	5	2721000	15	3721000	0	0	0	0	0	0	0	0	0	0	0	0	0	0	0
4	Dhanoula	1	210000	7	3138000	14	3632000	5	450000	27	11042000	54	18472000	0	0	0	0	25	2060000	25	2060000	79
5	Handiaya	1	443000	1	170000	14	3400000	0	0	6	1857000	22	5870000	0	0	0	0	0	0	0	0	22
	<b>Sub-Total</b>	<b>14</b>	<b>3526000</b>	<b>16</b>	<b>7851000</b>	<b>318</b>	<b>78409000</b>	<b>5</b>	<b>450000</b>	<b>80</b>	<b>30928000</b>	<b>413</b>	<b>114722000</b>	<b>15</b>	<b>6905000</b>	<b>0</b>	<b>0</b>	<b>36</b>	<b>3250000</b>	<b>51</b>	<b>10155000</b>	<b>464</b>

**21. Fazilka**

1	Abohar	2	1660	0	0	166	376440	0	0	249	894150	417	1272250	476	1929830	110	430930	0	0	586	2360760	1003
2	Jalalabad	0	0	19	87340	34	108670	0	0	23	163960	76	359970	124	530350	32	72180	0	0	156	602530	232
3	Fazilka	1	5080	10	70770	75	203200	0	0	85	540850	171	819900	332	1127190	84	261990	0	0	416	1389180	587
4	Arni Wala Sheikh Suban	0	0	0	0	30	14260	0	0	0	0	30	14260	0	0	0	0	0	0	0	0	30
	<b>Sub-Total</b>	<b>3</b>	<b>6740</b>	<b>29</b>	<b>158110</b>	<b>305</b>	<b>702570</b>	<b>0</b>	<b>0</b>	<b>357</b>	<b>1598960</b>	<b>694</b>	<b>2466380</b>	<b>932</b>	<b>3587370</b>	<b>226</b>	<b>765100</b>	<b>0</b>	<b>0</b>	<b>1158</b>	<b>4352470</b>	<b>1852</b>

**22. Pathankot**

1	Pathankot	15	2035000	110	42649000	174	50793000	0	0	0	0	299	95477000	0	0	3	2143000	0	0	3	2143000	302
2	sujanpur	1	310000	5	1434000	20	4967000	0	0	25	1387000	51	8098000	0	0	0	0	0	0	0	0	51
	<b>Sub-Total</b>	<b>16</b>	<b>2345000</b>	<b>115</b>	<b>44083000</b>	<b>194</b>	<b>55760000</b>	<b>0</b>	<b>0</b>	<b>25</b>	<b>1387000</b>	<b>350</b>	<b>103575000</b>	<b>0</b>	<b>0</b>	<b>3</b>	<b>2143000</b>	<b>0</b>	<b>0</b>	<b>3</b>	<b>2143000</b>	<b>353</b>

Grand Total	425	120629418	4553	737014609	15328	2036356075	63	9991030	7899	1041245354	28160	3927180676	1463	119940577	297	19536644	1587	458119886	3296	585578782	29930
-------------	-----	-----------	------	-----------	-------	------------	----	---------	------	------------	-------	------------	------	-----------	-----	----------	------	-----------	------	-----------	-------

<b>Grand Total</b>
<b>Wages &amp; Salaries (Rs.000)</b>
25
115171000
183487000
20678000
3026000
5509000
4065800
2530000
<b>334466800</b>
5129000
32149000
121485000
6453000
12471000
<b>177687000</b>
20730000
20037000
9556000
8268000
11866000
1397000
1330000
<b>73184000</b>
110266000
11031000
25754000
8012000
10349000
0
1271000
2040000
<b>168723000</b>
3200254
23249
149732
29766
66863
28475
14364
6664
19325
6831
33197
<b>3578720</b>

4284000
3212385
0
92938088
246911925
12202343
183526909
64150825
12976000
<b>620202475</b>

1089300000
28220000
2316000
3982000
21414000
4948000
0
<b>1150180000</b>

24142500
25507000
3578000
82
<b>53227582</b>

8327000
194281000
37559000
7972000
35038000
27449000
16160504
27222800
17471000
<b>371480304</b>

52827000
40602000
17530000
9032000
<b>119991000</b>

25177000
2772000
29232000
125465000
21985000
3401000
57102000
14923000
<b>280057000</b>

134537
158008
0
<b>292545</b>

88000
91853
6256
<b>186109</b>

19443000
409000
25102000
223524000
1282000
5003000
<b>274763000</b>

49392
8395
11930
148528
5637
<b>223882</b>

186972
31287
82490
58000
76755
10761
6552
20244
<b>473061</b>

329773700
8122800
7348500
0
0
9725000
0
1216200
0
207900
0

0
0
0
0
0
0
0
0
0
0
<b>356394100</b>

591600
16931000
14114000
314693000
6406000
18424000
<b>371159600</b>

93208
86192
50304
35528
5730
44357
19027
19329
7194
9331
9819
10292
<b>390311</b>

81821000
16654000
20532000
5870000
<b>124877000</b>

3633010
962500
2209080
14260
<b>6818850</b>

97620000
8098000
<b>105718000</b>



4184452657

## Slaughter Houses

**Table No. 18 Number and Activities of Slaughter Houses 2015-16**

S.No./ Name of the District	Name of the Municipality/ Municipal Corpn.	No. of Slaughter Houses	No. of Animals Slaughtered		
			Sheep	Goats	Pigs
1/2	3	4	5	6	7
<b>1. Kapurthala</b>					
1	Kapurthala	0	0	0	0
2	Phagwara	1	0	0	0
3	Sultanpur Lodhi	0	0	0	0
4	Dhilwan	0	0	0	0
5	Begowal	0	0	0	0
6	Bhulath	0	0	0	0
7	Nadala	0	0	0	0
	<b>Sub-Total</b>	<b>1</b>	<b>0</b>	<b>0</b>	<b>0</b>
<b>2. Fatehgarh Sahib</b>					
1	Amlon	0	0	0	0
2	Sirhind	0	0	0	0
3	Gobindgarh	0	0	0	0
4	Bassi Pathana	0	0	0	0
5	Khamano	0	0	0	0
	<b>Sub-Total</b>	<b>0</b>	<b>0</b>	<b>0</b>	<b>0</b>
<b>3. Mansa</b>					
1	Mansa	1	3085	3012	701
2	Budhlada	1	1133	2577	242
3	Bareta	0	0	0	0
4	Bhikhi	1	250	810	65
5	Sardulgarh	1	340	260	25
6	joga	0	0	0	0
7	Boha	0	0	0	0
	<b>Sub-Total</b>	<b>4</b>	<b>4808</b>	<b>6659</b>	<b>1033</b>
<b>4. Firozpur</b>					
1	Firozpur	0	0	0	0
2	Talwandi Bhai	0	0	0	0
3	Zira	0	0	0	0
4	Guru Har Sahai	1	0	1450	0
5	Makhu	0	0	0	0
6	Mudakki	0	0	0	0
7	Malanwali khas	0	0	0	0
8	Mamdot	4	75	60	20
	<b>Sub-Total</b>	<b>5</b>	<b>75</b>	<b>1510</b>	<b>20</b>
<b>5. Ludhiana</b>					
1	Ludhiana	1	1116	38420	0
2	Samrala	0	0	0	0
3	Khanna	1	0	1218	480
4	Doraha	0	0	0	0
5	Jagraon	0	0	0	0
6	Raikot	0	0	0	0
7	Mulanpur	0	0	0	0
8	Payal	0	0	0	0
9	Machhiwara	0	0	0	0
10	Maloud	0	0	0	0
11	Sahnewal	0	0	0	0
	<b>Sub-Total</b>	<b>2</b>	<b>1116</b>	<b>39638</b>	<b>480</b>
<b>6. Patiala</b>					
1	Ghagga	0	0	0	0
2	Bhadson	0	0	0	0
3	Ghanaur	0	0	0	0
4	Nabha	1	318	781	101
5	Patiala	2	3015	7655	1822
6	Patran	0	0	0	0
7	Rajpura	1	136	1395	735
8	Samana	0	0	0	0
9	Sanaur	0	0	0	0
	<b>Sub-Total</b>	<b>4</b>	<b>3469</b>	<b>9831</b>	<b>2658</b>
<b>7. Amritsar</b>					
1	Amritsar	1	43818	52900	28
2	Jandiala	0	0	0	0
3	Ramdass	1	246	270	10
4	Majitha	0	0	0	0
5	Rayya	0	0	0	0
6	Raja Sansi	0	0	0	0
7	Ajnala	1	428	2686	46
	<b>Sub-Total</b>	<b>3</b>	<b>44492</b>	<b>55856</b>	<b>84</b>

S.No./ Name of the District	Name of the Municipality/ Municipal Corpn.	No. of Slaughter Houses	No. of Animals Slaughtered		
			Sheep	Goats	Pigs
1/2	3	4	5	6	7
<b>8. Tarn Taran</b>					
1	Tarn Taran	0	0	0	0
2	Patti	0	0	0	0
3	Khemkaran	0	0	0	0
4	Bhikhiwind	0	0	0	0
	<b>Sub-Total</b>	<b>0</b>	<b>0</b>	<b>0</b>	<b>0</b>
<b>9. Hoshiarpur</b>					
1	Sham Churasi	1	22	350	25
2	Hoshiarpur	1	361	5883	266
3	Hariyana	1	88	0	0
4	Gardhiwal	1	31	327	75
5	Garh Shankar	1	0	710	175
6	Tanda	5	0	635	49
7	Dasuya	1	400	200	415
8	Mukerian	6	170	907	30
9	Mahilpur	1	0	5	10
10	Talwara	4	0	256	0
	<b>Sub-Total</b>	<b>22</b>	<b>1072</b>	<b>9273</b>	<b>1045</b>
<b>10. Shaheed Bhagat Singh Nagar</b>					
1	S.B.S. Nagar	12	0	0	0
2	Banga	10	0	0	0
3	Balachaur	6	0	0	0
4	Rahon	7	0	0	0
	<b>Sub-Total</b>	<b>35</b>	<b>0</b>	<b>0</b>	<b>0</b>
<b>11. Gurdaspur</b>					
1	Qadian	0	0	0	0
2	Shri Hargobindpur	0	0	0	0
3	Dina Nagar	0	0	0	0
4	Batala	0	0	0	0
5	Dhariwal	0	0	0	0
6	Dera Baba Nanak	0	0	0	0
7	Gurdaspur	0	0	0	0
8	Fatehgarh Churian	0	0	0	0
	<b>Sub-Total</b>	<b>0</b>	<b>0</b>	<b>0</b>	<b>0</b>
<b>12. Faridkot</b>					
1	Faridkot	1	0	0	0
2	Kotkapura	1	0	40	20
3	Jaitu	0	0	0	0
	<b>Sub-Total</b>	<b>2</b>	<b>0</b>	<b>40</b>	<b>20</b>
<b>13. Muktsar</b>					
1	Muktsar	1	315	730	76
2	Malout	1	240	1599	19
3	Gidderbaha	1	622	1223	121
4	Bariwala	0	0	0	0
	<b>Sub-Total</b>	<b>3</b>	<b>1177</b>	<b>3552</b>	<b>216</b>
<b>14. Moga</b>					
1	Dharamkot	0	0	0	0
2	Badhni Kalan	0	0	0	0
3	Bagha Purana	0	0	0	0
4	Moga	2	4000	2000	600
5	Nihal Singh Wala	0	0	0	0
6	Kot Ise Khan	0	0	0	0
	<b>Sub-Total</b>	<b>2</b>	<b>4000</b>	<b>2000</b>	<b>600</b>
<b>15. Rupnagar</b>					
1	Rupnagar	0	0	0	35
2	Morinda	1	175	420	140
3	Shri Anadpur Sahib	1	21	1875	220
4	Nangal	1	2	2079	0
5	Chamkaur Sahib	0	0	0	0
	<b>Sub-Total</b>	<b>3</b>	<b>198</b>	<b>4374</b>	<b>395</b>
<b>16. Sahibzada Ajit Singh Nagar</b>					
1	S.A.S. Nagar	1	812	2889	327
2	Kurali	1	108	690	232
3	Kharar	0	0	0	0
4	Dera Bassi	1	340	325	303
5	Zirakpur	0	0	0	0
6	Naya-Gaon	0	0	0	0
7	Banur	0	0	0	0
8	Lalru	1	0	0	0
	<b>Sub-Total</b>	<b>4</b>	<b>1260</b>	<b>3904</b>	<b>862</b>

S.No./ Name of the District	Name of the Municipality/ Municipal Corpn.	No. of Slaughter Houses	No. of Animals Slaughtered		
			Sheep	Goats	Pigs
1/2	3	4	5	6	7
<b>17. Bathinda</b>					
1	Bathinda	1	8444	2890	2353
2	Bhucho	0	0	0	0
3	Goniana	0	0	0	0
4	Kot Fattah	0	0	0	0
5	Maur	0	0	0	0
6	Rama	0	0	0	0
7	Rampura Phool	0	0	0	0
8	Sangat	0	0	0	0
9	Talwandi Sabo	0	0	0	0
10	Bhgta	0	0	0	0
11	Kot Shamir	0	0	0	0
12	Lehra Mohabbat	0	0	0	0
13	Nathana	0	0	0	0
14	Chowke	0	0	0	0
15	Rampura	0	0	0	0
16	Balianwali	0	0	0	0
17	Mandi Kalan	0	0	0	0
18	Maluka	0	0	0	0
19	Bhai Rupa	0	0	0	0
20	Kotha Guru	0	0	0	0
21	Mehraj	0	0	0	0
	<b>Sub-Total</b>	<b>1</b>	<b>8444</b>	<b>2890</b>	<b>2353</b>
<b>18. Jalandhar</b>					
1	Adampur	0	0	0	0
2	Alawalpur	0	0	0	0
3	Jalandhar	1	110	1097	29
4	Kartarpur	0	0	0	0
5	Nakodar	0	0	0	0
6	Noor Mahal	1	0	0	0
7	Philaur	1	155	1183	1185
8	Shahkot	0	0	0	0
9	Goraya	0	0	0	0
10	Bhogpur	0	0	0	0
11	Lohian Khas	0	0	0	0
	<b>Sub-Total</b>	<b>3</b>	<b>265</b>	<b>2280</b>	<b>1214</b>
<b>19. Sangrur</b>					
1	Malerkotla	1	7352	13928	0
2	Sangrur	1	1766	2581	229
3	Sunam	1	1026	252	154
4	Dhuri	1	426	792	236
5	Longowal	0	0	0	0
6	Ahmedgarh	0	0	0	0
7	Lehragaga	1	169	994	332
8	Bhiwanigarh	0	0	0	0
9	Khanauri	0	0	0	0
10	Cheema	0	0	0	0
11	Dirba	0	0	0	0
12	Moonak	0	0	0	0
13	Amargarh	0	0	0	0
	<b>Sub-Total</b>	<b>5</b>	<b>10739</b>	<b>18547</b>	<b>951</b>
<b>20. Barnala</b>					
1	Barnala	1	340	2150	242
2	Tapa	0	0	0	0
3	Bhadaur	1	162	658	7
4	Dhanoula	1	0	1210	145
5	Handiaya	1	0	630	0
	<b>Sub-Total</b>	<b>4</b>	<b>502</b>	<b>4648</b>	<b>394</b>
<b>21. Fazilka</b>					
1	Abohar	1	988	5014	354
2	Jalalabad	1	1401	2108	140
3	Fazilka	1	2864	1294	166
4	Arni Wala Sheikh Suban	0	0	0	0
	<b>Sub-Total</b>	<b>3</b>	<b>5253</b>	<b>8416</b>	<b>660</b>
<b>22. Pathankot</b>					
1	Pathankot	1	85	170	130
2	sujanpur	0	0	0	0
	<b>Sub-Total</b>	<b>1</b>	<b>85</b>	<b>170</b>	<b>130</b>
	<b>Grand Total</b>	<b>107</b>	<b>86955</b>	<b>173588</b>	<b>13115</b>

**Banking, Veterinary and Sports Facilities**  
**Table No. 19 No. of Banking Offices 2015-16**

S.No./ Name of the District	Name of the Municipality/ Municipal Corpn.	State Bank of India	State Bank of Patiala	Punjab National Bank	Punjab & Sind Bank	United Commercial Bank	New Bank of India	Central Bank of India	Co-op. Bank	Other Commercial Banks	Total
1/2	3	4	5	6	7	8	9	10	11	12	13
<b>1. Kapurthala</b>											
1	Kapurthala	2	3	5	1	0	0	1	3	21	36
2	Phagwara	2	4	5	2	1	0	2	2	23	41
3	Sultanpur Lodhi	1	1	1	1	0	0	0	1	13	18
4	Dhilwan	0	1	1	1	0	0	0	1	3	7
5	Begowal	1	1	1	1	0	0	0	1	8	13
6	Bhulath	0	1	1	1	0	0	0	1	5	9
7	Nadala	0	1	1	1	0	0	0	1	7	11
	<b>Sub-Total</b>	<b>6</b>	<b>12</b>	<b>15</b>	<b>8</b>	<b>1</b>	<b>0</b>	<b>3</b>	<b>10</b>	<b>80</b>	<b>135</b>
<b>2. Fatehgarh Sahib</b>											
1	Amlah	1	1	0	1	0	0	0	2	10	15
2	Sirhind	1	5	3	2	1	0	1	3	21	37
3	Gobindgarh	2	2	1	2	1	0	1	1	27	37
4	Bassi Pathana	1	2	1	1	0	0	0	2	2	9
5	Khamano	1	1	1	1	0	0	0	2	6	12
	<b>Sub-Total</b>	<b>6</b>	<b>11</b>	<b>6</b>	<b>7</b>	<b>2</b>	<b>0</b>	<b>2</b>	<b>10</b>	<b>66</b>	<b>110</b>
<b>3. Mansa</b>											
1	Mansa	1	5	1	1	1	0	1	2	22	34
2	Budhlada	1	1	1	0	1	0	0	1	5	10
3	Bareta	1	1	1	0	0	0	0	1	0	4
4	Bhikhi	1	1	1	1	1	0	0	1	1	7
5	Sardulgarh	1	1	1	1	1	0	1	1	2	9
6	joga	0	1	0	0	0	0	0	1	1	3
7	Boha	0	1	0	1	0	0	0	1	2	5
8	<b>Sub-Total</b>	<b>5</b>	<b>11</b>	<b>5</b>	<b>4</b>	<b>4</b>	<b>0</b>	<b>2</b>	<b>8</b>	<b>33</b>	<b>72</b>
<b>4. Ferozpur</b>											
1	Ferozpur	3	2	5	2	1	1	0	2	6	22
2	Talwandi Bhai	1	1	1	0	0	0	0	1	5	9
3	Zira	1	1	1	1	0	0	0	1	2	7
4	Guru Har Sahai	1	1	1	1	0	0	0	1	3	8
5	Makhu	1	1	1	1	0	0	0	2	1	7
6	Mudakki	1	0	1	1	0	1	0	1	2	7
7	Malanwali khas	1	1	1	1	0	0	0	1	2	7
8	Mamdot	1	1	1	0	0	0	0	1	2	6
	<b>Sub-Total</b>	<b>10</b>	<b>8</b>	<b>12</b>	<b>7</b>	<b>1</b>	<b>2</b>	<b>0</b>	<b>10</b>	<b>23</b>	<b>73</b>

S.No./ Name of the District	Name of the Municipality/ Municipal Corpn.	State Bank of India	State Bank of Patiala	Punjab National Bank	Punjab & Sind Bank	United Commercial Bank	New Bank of India	Central Bank of India	Co-op. Bank	Other Commercial Banks	Total
1/2	3	4	5	6	7	8	9	10	11	12	13
<b>5. Ludhiana</b>											
1	Ludhiana	45	19	49	28	9	0	15	14	209	388
2	Samrala	1	1	1	1	1	0	0	1	15	21
3	Khanna	1	3	3	2	1	0	1	1	27	39
4	Doraha	1	1	1	1	0	0	0	1	9	14
5	Jagraon	2	1	2	1	0	0	2	1	16	25
6	Raikot	1	1	1	1	0	0	1	1	8	14
7	Mulanpur	1	1	2	1	1	0	1	0	10	17
8	Payal	0	0	1	1	0	0	0	1	4	7
9	Machhiwara	1	1	1	1	0	0	1	1	8	14
10	Maloud	0	1	0	0	0	0	0	0	6	7
11	Sahnewal	1	1	1	1	0	0	0	0	8	12
	<b>Sub-Total</b>	<b>54</b>	<b>30</b>	<b>62</b>	<b>38</b>	<b>12</b>	<b>0</b>	<b>21</b>	<b>21</b>	<b>320</b>	<b>558</b>
<b>6. Patiala</b>											
1	Ghagga	0	1	0	1	0	0	0	1	0	3
2	Bhadson	0	1	0	1	0	0	0	1	4	7
3	Ghanaur	0	1	1	1	1	0	0	1	1	6
4	Nabha	1	5	2	3	1	0	1	2	8	23
5	Patiala	9	31	9	13	2	0	3	7	35	109
6	Patran	1	1	1	1	1	0	0	1	4	10
7	Rajpura	2	5	3	1	1	0	1	1	16	30
8	Samana	1	2	0	1	1	0	1	1	9	16
9	Sanaur	0	1	1	0	0	0	0	1	1	4
	<b>Sub-Total</b>	<b>14</b>	<b>48</b>	<b>17</b>	<b>22</b>	<b>7</b>	<b>0</b>	<b>6</b>	<b>16</b>	<b>78</b>	<b>208</b>
<b>7. Amritsar</b>											
1	Amritsar	18	6	29	28	4	0	13	10	78	186
2	Jandiala	1	0	1	1	0	0	0	1	8	12
3	Ramdas	1	0	0	1	0	0	0	1	0	3
4	Majitha	1	0	1	1	0	0	0	1	8	12
5	Rayya	1	1	1	1	1	1	0	1	4	11
6	Raja Sansi	1	1	1	0	0	0	0	3	3	9
7	Ajnala	1	1	1	2	1	0	0	2	7	15
	<b>Sub-Total</b>	<b>24</b>	<b>9</b>	<b>34</b>	<b>34</b>	<b>6</b>	<b>1</b>	<b>13</b>	<b>19</b>	<b>108</b>	<b>248</b>
<b>8. Tarn Taran</b>											
1	Tarn Taran	2	2	1	3	1	0	1	1	14	25
2	Patti	2	2	1	3	1	0	1	1	14	25
3	Khemkaran	0	1	1	0	0	0	0	0	2	4
4	Bhikhiwind	1	1	1	1	0	0	1	0	5	10
	<b>Sub-Total</b>	<b>5</b>	<b>6</b>	<b>4</b>	<b>7</b>	<b>2</b>	<b>0</b>	<b>3</b>	<b>2</b>	<b>35</b>	<b>64</b>

S.No./ Name of the District	Name of the Municipality/ Municipal Corpn.	State Bank of India	State Bank of Patiala	Punjab National Bank	Punjab & Sind Bank	United Commercial Bank	New Bank of India	Central Bank of India	Co-op. Bank	Other Commercial Banks	Total
1/2	3	4	5	6	7	8	9	10	11	12	13
<b>9. Hoshiarpur</b>											
1	Sham Churasi	1	2	2	0	0	0	0	1	2	8
2	Hoshiarpur	5	4	8	3	1	0	0	6	38	65
3	Hariyana	1	1	1	1	0	0	0	1	3	8
4	Gardhiwal	1	1	1	1	2	0	0	1	11	18
5	Garh Shankar	1	1	2	1	1	0	1	2	25	34
6	Tanda	2	1	1	1	0	0	0	1	13	19
7	Dasuya	2	2	3	1	1	0	0	1	28	38
8	Mukerian	1	1	3	1	0	0	1	1	24	32
9	Mahilpur	1	1	2	1	1	0	0	1	28	35
10	Talwara	1	0	1	1	0	0	0	1	13	17
	<b>Sub-Total</b>	<b>16</b>	<b>14</b>	<b>24</b>	<b>11</b>	<b>6</b>	<b>0</b>	<b>2</b>	<b>16</b>	<b>185</b>	<b>274</b>
<b>10. Shaheed Bhagat Singh Nagar</b>											
1	S.B.S. Nagar	1	2	2	1	1	0	1	3	26	37
2	Banga	1	2	1	1	1	0	1	2	17	26
3	Balachaur	1	1	1	1	0	0	1	2	2	9
4	Rahon	0	1	1	1	1	0	1	2	2	9
	<b>Sub-Total</b>	<b>3</b>	<b>6</b>	<b>5</b>	<b>4</b>	<b>3</b>	<b>0</b>	<b>4</b>	<b>9</b>	<b>47</b>	<b>81</b>
<b>11. Gurdaspur</b>											
1	Qadian	1	1	1	1	0	0	0	1	3	8
2	Shri Hargobindpur	1	0	1	1	0	0	0	1	4	8
3	Dina Nagar	2	1	1	1	1	0	0	1	8	15
4	Batala	4	1	7	4	1	0	2	1	24	44
5	Dhariwal	1	1	2	1	1	0	0	1	6	13
6	Dera Baba Nanak	1	0	1	1	0	0	0	1	3	7
7	Gurdaspur	3	2	2	2	1	0	1	1	24	36
8	Fatehgarh Churian	1	0	1	1	0	0	0	1	6	10
	<b>Sub-Total</b>	<b>14</b>	<b>6</b>	<b>16</b>	<b>12</b>	<b>4</b>	<b>0</b>	<b>3</b>	<b>8</b>	<b>78</b>	<b>141</b>
<b>12. Faridkot</b>											
1	Faridkot	3	5	4	4	0	0	1	11	6	34
2	Kotkapura	2	2	1	1	0	0	0	2	12	20
3	Jaitu	1	1	1	1	0	0	0	2	1	7
	<b>Sub-Total</b>	<b>6</b>	<b>8</b>	<b>6</b>	<b>6</b>	<b>0</b>	<b>0</b>	<b>1</b>	<b>15</b>	<b>19</b>	<b>61</b>
<b>13. Muktsar</b>											
1	Muktsar	5	2	2	2	1	1	2	1	12	28
2	Malout	2	2	3	1	0	1	1	1	13	24
3	Gidderbaha	1	2	1	1	1	1	1	2	9	19
4	Bariwala	1	1	1	1	0	0	0	1	1	6
	<b>Sub-Total</b>	<b>9</b>	<b>7</b>	<b>7</b>	<b>5</b>	<b>2</b>	<b>3</b>	<b>4</b>	<b>5</b>	<b>35</b>	<b>77</b>

S.No./ Name of the District	Name of the Municipality/ Municipal Corpn.	State Bank of India	State Bank of Patiala	Punjab National Bank	Punjab & Sind Bank	United Commercial Bank	New Bank of India	Central Bank of India	Co-op. Bank	Other Commercial Banks	Total
1/2	3	4	5	6	7	8	9	10	11	12	13
<b>14. Moga</b>											
1	Dharamkot	1	1	1	1	0	0	1	1	1	7
2	Badhni Kalan	1	1	1	0	0	0	0	1	2	6
3	Bagha Purana	1	1	1	1	0	0	1	1	0	6
4	Moga	4	2	7	3	4	0	2	2	19	43
5	Nihal Singh Wala	1	1	1	0	0	0	4	0	0	7
6	Kot Ise Khan	1	1	1	1	0	0	0	1	1	6
	<b>Sub-Total</b>	<b>9</b>	<b>7</b>	<b>12</b>	<b>6</b>	<b>4</b>	<b>0</b>	<b>8</b>	<b>6</b>	<b>23</b>	<b>75</b>
<b>15. Rupnagar</b>											
1	Rupnagar	3	2	2	2	1	0	1	2	21	34
2	Morinda	1	1	1	1	1	0	0	2	10	17
3	Shri Anadpur Sahib	1	1	1	1	1	0	0	1	4	10
4	Nangal	2	1	1	1	1	0	0	1	7	14
5	Chamkaur Sahib	0	1	1	1	1	0	0	1	2	7
6	Shri Kiratpur Sahib	0	1	0	0	0	0	0	1	2	4
	<b>Sub-Total</b>	<b>7</b>	<b>7</b>	<b>6</b>	<b>6</b>	<b>5</b>	<b>0</b>	<b>1</b>	<b>8</b>	<b>46</b>	<b>86</b>
<b>16. Sahibzada Ajit Singh Nagar</b>											
1	S.A.S. Nagar	5	7	9	6	2	0	2	5	60	96
2	Kurali	1	1	2	1	0	0	0	1	4	10
3	Kharar	1	1	2	1	1	0	1	1	18	26
4	Dera Bassi	1	1	1	1	1	0	1	1	18	25
5	Zirakpur	1	1	1	1	1	0	0	1	24	30
6	Naya-Gaon	0	0	1	0	1	0	0	1	2	5
7	Banur	1	1	0	0	0	0	0	1	7	10
8	Lalru	1	0	2	1	1	0	0	1	4	10
	<b>Sub-Total</b>	<b>11</b>	<b>12</b>	<b>18</b>	<b>11</b>	<b>7</b>	<b>0</b>	<b>4</b>	<b>12</b>	<b>137</b>	<b>212</b>
<b>17. Bathinda</b>											
1	Bathinda	8	16	11	4	1	0	4	3	52	99
2	Bhucho	1	1	1	1	1	0	1	1	4	11
3	Goniana	1	1	1	1	0	0	1	3	1	9
4	Kot Fattah	0	1	0	0	0	0	0	1	1	3
5	Maur	1	1	1	1	0	0	1	1	7	13
6	Rama	1	1	1	1	0	0	1	1	4	10
7	Rampura Phool	0	1	1	0	0	0	0	1	1	4
8	Sangat	1	0	1	1	0	0	0	1	3	7
9	Talwandi Sabo	1	1	1	1	0	0	1	1	6	12
10	Bhgta	1	1	1	1	0	0	0	1	2	7
11	Kot Shamir	1	0	0	0	0	0	0	0	2	3
12	Lehra Mohabbat	1	1	0	0	0	0	0	1	0	3
13	Nathana	1	1	1	1	0	0	0	1	2	7
14	Chowke	0	1	0	0	0	0	0	1	0	2
15	Rampura	1	2	1	1	0	0	0	1	12	18
16	Balianwali	0	1	0	0	0	0	0	0	0	1
17	Mandi Kalan	0	0	0	0	0	0	0	1	0	1
18	Maluka	0	0	0	0	0	0	0	1	1	2
19	Bhai Rupa	0	1	0	1	0	0	0	0	1	3
20	Kotha Guru	0	0	1	0	0	0	0	0	1	2
21	Mehraj	0	1	1	1	0	0	0	1	0	4



S.No./ Name of the District	Name of the Municipality/ Municipal Corpn.	State Bank of India	State Bank of Patiala	Punjab National Bank	Punjab & Sind Bank	United Commercial Bank	New Bank of India	Central Bank of India	Co-op. Bank	Other Commercial Banks	Total
1/2	3	4	5	6	7	8	9	10	11	12	13
	<b>Sub-Total</b>	<b>19</b>	<b>32</b>	<b>23</b>	<b>15</b>	<b>2</b>	<b>0</b>	<b>9</b>	<b>21</b>	<b>100</b>	<b>221</b>

S.No./ Name of the District	Name of the Municipality/ Municipal Corpn.	State Bank of India	State Bank of Patiala	Punjab National Bank	Punjab & Sind Bank	United Commercial Bank	New Bank of India	Central Bank of India	Co-op. Bank	Other Commercial Banks	Total
1/2	3	4	5	6	7	8	9	10	11	12	13
<b>18. Jalandhar</b>											
1	Adampur	0	1	1	1	0	0	1	1	9	14
2	Alawalpur	0	0	1	0	0	0	0	1	0	2
3	Jalandhar	15	8	24	16	4	0	5	5	45	122
4	Kartarpur	1	1	2	1	0	1	1	1	5	13
5	Nakodar	1	1	3	1	1	0	1	2	1	11
6	Noor Mahal	1	1	1	1	0	1	1	1	11	18
7	Philaur	3	1	2	1	1	0	0	1	7	16
8	Shahkot	1	1	1	1	0	1	0	2	11	18
9	Goraya	1	1	2	1	1	1	1	5	16	29
10	Bhogpur	1	1	1	1	1	0	1	3	3	12
11	Lohian Khas	1	0	1	1	1	0	0	1	6	11
	<b>Sub-Total</b>	<b>25</b>	<b>16</b>	<b>39</b>	<b>25</b>	<b>9</b>	<b>4</b>	<b>11</b>	<b>23</b>	<b>114</b>	<b>266</b>
<b>19. Sangrur</b>											
1	Malerkotla	1	3	2	1	0	0	1	1	9	18
2	Sangrur	2	4	3	1	0	0	1	2	21	34
3	Sunam	1	3	1	1	0	0	0	2	8	16
4	Dhuri	1	2	2	1	0	0	0	2	12	20
5	Longowal	0	1	1	0	0	0	1	1	2	6
6	Ahmedgarh	1	2	1	1	0	0	1	2	4	12
7	Lehragaga	0	1	0	0	0	0	0	1	3	5
8	Bhiwanigarh	0	1	1	1	0	0	0	0	3	6
9	Khanauri	0	1	1	1	0	0	0	1	1	5
10	Cheema	0	1	0	0	0	0	0	1	1	3
11	Dirba	0	1	1	1	0	0	0	1	2	6
12	Moonak	0	1	1	0	0	0	0	1	0	3
13	Amargarh	0	0	0	0	0	0	0	0	0	0
	<b>Sub-Total</b>	<b>6</b>	<b>21</b>	<b>14</b>	<b>8</b>	<b>0</b>	<b>0</b>	<b>4</b>	<b>15</b>	<b>66</b>	<b>134</b>
<b>20. Barnala</b>											
1	Barnala	2	4	4	3	0	0	1	1	24	39
2	Tapa	0	1	1	1	0	0	0	1	4	8
3	Bhadaur	0	1	1	0	0	0	0	1	3	6
4	Dhanoula	1	1	1	1	0	0	0	1	2	7
5	Handiaya	0	1	0	0	0	0	0	0	0	1
	<b>Sub-Total</b>	<b>3</b>	<b>8</b>	<b>7</b>	<b>5</b>	<b>0</b>	<b>0</b>	<b>1</b>	<b>4</b>	<b>33</b>	<b>61</b>
<b>21. Fazilka</b>											
1	Abohar	2	1	3	2	1	1	1	2	9	22
2	Jalalabad	1	1	1	1	0	0	1	1	2	8
3	Fazilka	1	2	2	1	0	0	1	2	6	15
4	Arni Wala Sheikh Suban	0	0	0	0	0	0	0	0	0	0
	<b>Sub-Total</b>	<b>4</b>	<b>4</b>	<b>6</b>	<b>4</b>	<b>1</b>	<b>1</b>	<b>3</b>	<b>5</b>	<b>17</b>	<b>45</b>
<b>22. Pathankot</b>											
1	Pathankot	4	3	4	1	1	1	1	1	8	24
2	sujanpur	1	1	1	1	0	0	1	2	5	12
	<b>Sub-Total</b>	<b>5</b>	<b>4</b>	<b>5</b>	<b>2</b>	<b>1</b>	<b>1</b>	<b>2</b>	<b>3</b>	<b>13</b>	<b>36</b>
	<b>Grand Total</b>	<b>261</b>	<b>287</b>	<b>343</b>	<b>247</b>	<b>79</b>	<b>12</b>	<b>107</b>	<b>246</b>	<b>1656</b>	<b>3238</b>

**Banking, Veterinary and Sports Facilities**

**Table No. 20 No. of Veterinary Hospitals, Dispensaries and Milk Plants 2015-16**

S.No./ Name of the District	Name of the Municipality/ Municipal Corpn.	Veterinary Hospitals	Veterinary Dispensaries	Milk Plants
1/2	3	4	5	6
<b>1. Kapurthala</b>				
1	Kapurthala	1	0	0
2	Phagwara	1	0	0
3	Sultanpur Lodhi	1	0	1
4	Dhilwan	1	0	0
5	Begowal	1	0	0
6	Bhulath	1	0	0
7	Nadala	1	0	0
	<b>Sub-Total</b>	<b>7</b>	<b>0</b>	<b>1</b>
<b>2. Fatehgarh Sahib</b>				
1	Amlon	1	0	0
2	Sirhind	1	0	0
3	Gobindgarh	1	0	0
4	Bassi Pathana	1	0	0
5	Khamano	1	0	0
	<b>Sub-Total</b>	<b>5</b>	<b>0</b>	<b>0</b>
<b>3. Mansa</b>				
1	Mansa	2	0	0
2	Budhlada	1	0	0
3	Bareta	1	0	0
4	Bhikhi	1	0	1
5	Sardulgarh	1	0	1
6	joga	1	0	0
7	Boha	1	0	0
	<b>Sub-Total</b>	<b>8</b>	<b>0</b>	<b>2</b>
<b>4. Firozpur</b>				
1	Firozpur	2	0	2
2	Talwandi Bhai	1	0	1
3	Zira	1	0	1
4	Guru Har Sahai	1	0	1
5	Makhu	1	0	1
6	Mudakki	1	1	0
7	Malanwali khas	1	0	0
8	Mamdot	0	0	0
	<b>Sub-Total</b>	<b>8</b>	<b>1</b>	<b>6</b>
<b>5. Ludhiana</b>				
1	Ludhiana	1	1	1
2	Samrala	1	0	0
3	Khanna	1	1	0
4	Doraha	1	0	0
5	Jagraon	1	1	0
6	Raikot	1	0	0
7	Mulanpur	1	0	0
8	Payal	1	0	0
9	Machhiwara	1	0	0
10	Maloud	1	0	0
11	Sahnewal	1	0	0
	<b>Sub-Total</b>	<b>11</b>	<b>3</b>	<b>1</b>
<b>6. Patiala</b>				
1	Ghagga	1	0	0
2	Bhadson	1	0	0
3	Ghanaur	1	0	0
4	Nabha	1	0	1
5	Patiala	1	0	0
6	Patran	1	0	0
7	Rajpura	1	0	0
8	Samana	1	0	0
9	Sanaur	1	0	0
	<b>Sub-Total</b>	<b>9</b>	<b>0</b>	<b>1</b>
<b>7. Amritsar</b>				
1	Amritsar	2	0	4
2	Jandiala	1	0	0
3	Ramdass	1	0	0
4	Majitha	1	0	0
5	Rayya	1	0	0
6	Raja Sansi	1	0	0
7	Ajnala	1	0	1
	<b>Sub-Total</b>	<b>8</b>	<b>0</b>	<b>5</b>

S.No./ Name of the District	Name of the Municipality/ Municipal Corpn.	Veterinary Hospitals	Veterinary Dispensaries	Milk Plants
1/2	3	4	5	6
<b>8. Tarn Taran</b>				
1	Tarn Taran	1	0	1
2	Patti	1	0	0
3	Khemkaran	1	0	0
4	Bhikhiwind	0	0	0
	<b>Sub-Total</b>	<b>3</b>	<b>0</b>	<b>1</b>
<b>9. Hoshiarpur</b>				
1	Sham Churasi	0	1	0
2	Hoshiarpur	1	0	1
3	Hariyana	1	0	0
4	Gardhiwal	1	1	0
5	Garh Shankar	1	0	0
6	Tanda	1	0	0
7	Dasuya	1	1	1
8	Mukerian	1	0	0
9	Mahilpur	1	1	0
10	Talwara	1	2	0
	<b>Sub-Total</b>	<b>9</b>	<b>6</b>	<b>2</b>
<b>10. Shaheed Bhagat Singh Nagar</b>				
1	S.B.S. Nagar	1	0	0
2	Banga	1	0	0
3	Balachaur	1	0	0
4	Rahon	0	1	0
	<b>Sub-Total</b>	<b>3</b>	<b>1</b>	<b>0</b>
<b>11. Gurdaspur</b>				
1	Qadian	1	0	0
2	Shri Hargobindpur	1	0	0
3	Dina Nagar	1	0	0
4	Batala	1	0	0
5	Dhariwal	1	0	0
6	Dera Baba Nanak	1	0	0
7	Gurdaspur	1	0	1
8	Fatehgarh Churian	1	0	0
	<b>Sub-Total</b>	<b>8</b>	<b>0</b>	<b>1</b>
<b>12. Faridkot</b>				
1	Faridkot	1	0	1
2	Kotkapura	1	0	2
3	Jaitu	1	0	1
	<b>Sub-Total</b>	<b>3</b>	<b>0</b>	<b>4</b>
<b>13. Muktsar</b>				
1	Muktsar	1	0	0
2	Malout	1	1	0
3	Gidderbaha	2	1	0
4	Bariwala	1	0	0
	<b>Sub-Total</b>	<b>5</b>	<b>2</b>	<b>0</b>
<b>14. Moga</b>				
1	Dharamkot	1	0	0
2	Badhni Kalan	1	0	0
3	Bagha Purana	1	1	0
4	Moga	1	0	0
5	Nihal Singh Wala	1	1	0
6	Kot Ise Khan	1	0	0
	<b>Sub-Total</b>	<b>6</b>	<b>2</b>	<b>0</b>
<b>15. Rupnagar</b>				
1	Rupnagar	1	0	0
2	Morinda	1	0	0
3	Shri Anadpur Sahib	1	0	0
4	Nangal	1	0	0
5	Chamkaur Sahib	1	1	1
6	Shri Kiratpur Sahib			
	<b>Sub-Total</b>	<b>5</b>	<b>1</b>	<b>1</b>
<b>16. Sahibzada Ajit Singh Nagar</b>				
1	S.A.S. Nagar	0	0	1
2	Kurali	1	0	0
3	Kharar	1	0	0
4	Dera Bassi	1	0	0
5	Zirakpur	0	2	0
6	Naya-Gaon	0	1	0
7	Banur	1	0	0
8	Lalru	1	0	1
	<b>Sub-Total</b>	<b>5</b>	<b>3</b>	<b>2</b>

S.No./ Name of the District	Name of the Municipality/ Municipal Corpn.	Veterinary Hospitals	Veterinary Dispensaries	Milk Plants
1/2	3	4	5	6
<b>17. Bathinda</b>				
1	Bathinda	2	0	1
2	Bhucho	1	0	0
3	Goniana	0	0	0
4	Kot Fattah	1	0	0
5	Maur	1	0	0
6	Rama	1	1	0
7	Rampura Phool	1	0	1
8	Sangat	1	0	0
9	Talwandi Sabo	1	0	0
10	Bhgta	1	0	0
11	Kot Shamir	1	0	0
12	Lehra Mohabbat	1	0	0
13	Nathana	1	0	0
14	Chowke	1	0	0
15	Rampura	1	0	0
16	Balianwali	1	0	0
17	Mandi Kalan	1	0	0
18	Maluka	1	0	0
19	Bhai Rupa	1	0	0
20	Kotha Guru	1	0	0
21	Mehraj	1	0	0
	<b>Sub-Total</b>	<b>21</b>	<b>1</b>	<b>2</b>
<b>18. Jalandhar</b>				
1	Adampur	1	0	0
2	Alawalpur	1	0	0
3	Jalandhar	4	0	1
4	Kartarpur	1	1	0
5	Nakodar	1	0	0
6	Noor Mahal	1	0	0
7	Philaur	1	0	0
8	Shahkot	1	0	1
9	Goraya	1	0	0
10	Bhogpur	0	1	0
11	Lohian Khas	0	1	0
	<b>Sub-Total</b>	<b>12</b>	<b>3</b>	<b>2</b>
<b>19. Sangrur</b>				
1	Malerkotla	1	0	0
2	Sangrur	1	1	1
3	Sunam	1	0	0
4	Dhuri	1	1	0
5	Longowal	1	0	0
6	Ahmedgarh	1	1	0
7	Lehragaga	1	1	0
8	Bhiwanigarh	1	0	0
9	Khanauri	1	0	0
10	Cheema	1	0	0
11	Dirba	1	0	0
12	Moonak	1	0	0
13	Amargarh	1	0	0
	<b>Sub-Total</b>	<b>13</b>	<b>4</b>	<b>1</b>
<b>20. Barnala</b>				
1	Barnala	1	0	0
2	Tapa	1	0	0
3	Bhadaur	1	0	0
4	Dhanoula	1	0	0
5	Handiaya	1	0	0
	<b>Sub-Total</b>	<b>5</b>	<b>0</b>	<b>0</b>
<b>21. Fazilka</b>				
1	Abohar	1	1	1
2	Jalalabad	1	0	1
3	Fazilka	1	1	0
4	Arni Wala Sheikh Suban	0	0	0
	<b>Sub-Total</b>	<b>3</b>	<b>2</b>	<b>2</b>
<b>22. Pathankot</b>				
1	Pathankot	1	1	0
2	sujanpur	1	0	0
	<b>Sub-Total</b>	<b>2</b>	<b>1</b>	<b>0</b>
	<b>Grand Total</b>	<b>159</b>	<b>30</b>	<b>34</b>

**Banking, Veterinary and Sports Facilities**  
**Table No. 21 No. of Sports Facilities 2015-16**

S.No./ Name of the District	Name of the Municipality/ Municipal Corp.	Sports Stadium	Swimming Pool	Basketball Court	Table Tennis Hall	Badminton Hall	Lawn Tennis Court	Others
1/2	3	4	5	6	7	8	9	10
<b>1. Kapurthala</b>								
1	Kapurthala	2	2	10	2	3	2	2
2	Phagwara	1	0	1	0	0	0	1
3	Sultanpur Lodhi	1	0	0	0	0	0	1
4	Dhilwan	0	0	0	0	0	0	1
5	Begowal	1	0	0	0	0	0	1
6	Bhulath	0	0	0	0	0	0	1
7	Nadala	0	0	0	0	0	0	0
	<b>Sub-Total</b>	<b>5</b>	<b>2</b>	<b>11</b>	<b>2</b>	<b>3</b>	<b>2</b>	<b>7</b>
<b>2. Fatehgarh Sahib</b>								
1	Amlah	0	0	0	0	0	0	0
2	Sirhind	1	0	1	0	0	0	0
3	Gobindgarh	0	0	1	0	1	1	0
4	Bassi Pathana	0	0	0	0	0	0	0
5	Khamano	0	0	0	0	0	0	0
	<b>Sub-Total</b>	<b>1</b>	<b>0</b>	<b>2</b>	<b>0</b>	<b>1</b>	<b>1</b>	<b>0</b>
<b>3. Mansa</b>								
1	Mansa	1	0	1	2	1	1	5
2	Budhlada	1	0	1	1	1	0	2
3	Bareta	0	0	0	0	0	0	1
4	Bhikhi	0	0	1	0	0	0	1
5	Sardulgarh	0	0	1	0	0	0	1
6	joga	0	0	0	0	0	0	0
7	Boha	0	0	0	0	0	0	0
	<b>Sub-Total</b>	<b>2</b>	<b>0</b>	<b>4</b>	<b>3</b>	<b>2</b>	<b>1</b>	<b>10</b>
<b>4. Ferozpur</b>								
1	Ferozpur	1	1	1	1	1	1	5
2	Talwandi Bhai	1	0	0	0	0	0	0
3	Zira	0	0	0	0	0	0	0
4	Guru Har Sahai	1	0	0	0	0	0	0
5	Makhu	1	0	0	0	0	0	0
6	Mudakki	1	0	0	0	0	0	0
7	Malanwali khas	0	0	0	0	0	0	0
8	Mamdot	1	0	0	0	0	0	0
	<b>Sub-Total</b>	<b>6</b>	<b>1</b>	<b>1</b>	<b>1</b>	<b>1</b>	<b>1</b>	<b>5</b>
<b>5. Ludhiana</b>								
1	Ludhiana	1	7	3	1	3	7	2
2	Samrala	1	0	0	0	0	0	0
3	Khanna	1	1	1	1	0	0	0
4	Doraha	0	0	1	0	0	0	0
5	Jagraon	0	0	2	0	0	0	0
6	Raikot	0	0	1	0	0	0	0
7	Mulanpur	1	0	0	0	0	0	0
8	Payal	0	0	0	0	0	0	0
9	Machhiwara	0	0	0	0	0	0	0
10	Maloud	1	0	0	0	0	0	0
11	Sahnewal	1	0	0	0	0	0	0
	<b>Sub-Total</b>	<b>6</b>	<b>8</b>	<b>8</b>	<b>2</b>	<b>3</b>	<b>7</b>	<b>2</b>
<b>6. Patiala</b>								
1	Ghagga	0	0	0	0	0	0	0
2	bh	0	0	0	0	0	0	0
3	Ghanaur	0	0	0	0	0	0	0
4	Nabha	0	1	2	0	1	0	0
5	Patiala	2	12	12	0	0	0	0
6	Patran	0	0	0	0	0	0	0
7	Rajpura	0	0	0	0	0	0	0
8	Samana	1	1	2	0	1	0	0
9	Sanaur	0	0	0	0	0	0	0
	<b>Sub-Total</b>	<b>3</b>	<b>14</b>	<b>16</b>	<b>0</b>	<b>2</b>	<b>0</b>	<b>0</b>
<b>7. Amritsar</b>								
1	Amritsar	8	3	10	1	2	8	0
2	Jandiala	0	0	0	0	0	0	1
3	Ramdas	0	0	0	0	0	0	0
4	Majitha	0	0	0	0	0	0	0
5	Rayya	0	0	0	0	0	0	0
6	Raja Sansi	0	0	0	0	0	0	0
7	Ajnala	0	0	0	0	0	0	0
	<b>Sub-Total</b>	<b>8</b>	<b>3</b>	<b>10</b>	<b>1</b>	<b>2</b>	<b>8</b>	<b>1</b>

S.No./ Name of the District	Name of the Municipality/ Municipal Corpn.	Sports Stadium	Swimming Pool	Basketball Court	Table Tennis Hall	Badminton Hall	Lawn Tennis Court	Others
1/2	3	4	5	6	7	8	9	10
<b>8. Tarn Taran</b>								
1	Tarn Taran	2	0	5	2	2	1	0
2	Patti	2	1	5	0	0	0	0
3	Khemkaran	1	0	2	0	0	0	0
4	Bhikhiwind	0	0	0	0	0	0	0
	<b>Sub-Total</b>	<b>5</b>	<b>1</b>	<b>12</b>	<b>2</b>	<b>2</b>	<b>1</b>	<b>0</b>
<b>9. Hoshiarpur</b>								
1	Sham Churasi	1	0	0	0	0	0	0
2	Hoshiarpur	2	1	1	0	1	0	4
3	Hariyana	0	0	0	0	0	0	0
4	Gardhiwal	1	0	0	0	0	0	0
5	Garh Shankar	1	0	0	0	0	0	0
6	Tanda	0	0	0	0	0	0	0
7	Dasuya	0	0	0	0	1	0	0
8	Mukerian	2	0	1	1	1	0	0
9	Mahilpur	1	0	1	0	0	0	0
10	Talwara	0	0	0	0	0	0	0
	<b>Sub-Total</b>	<b>7</b>	<b>1</b>	<b>3</b>	<b>1</b>	<b>3</b>	<b>0</b>	<b>4</b>
<b>10. Shaheed Bhagat Singh Nagar</b>								
1	S.B.S. Nagar	1	0	0	0	0	0	0
2	Banga	0	0	0	0	0	0	0
3	Balachaur	0	0	0	0	0	0	0
4	Rahon	0	0	0	0	0	0	0
	<b>Sub-Total</b>	<b>1</b>	<b>0</b>	<b>0</b>	<b>0</b>	<b>0</b>	<b>0</b>	<b>0</b>
<b>11. Gurdaspur</b>								
1	Qadian	0	0	0	0	0	0	0
2	Shri Hargobindpur	0	0	0	0	0	0	0
3	Dina Nagar	0	0	0	0	0	0	0
4	Batala	1	0	0	0	0	0	0
5	Dhariwal	0	0	0	0	0	0	0
6	Dera Baba Nanak	0	0	0	0	0	0	0
7	Gurdaspur	1	0	0	0	0	0	1
8	Fatehgarh Churian	0	0	0	0	0	0	0
	<b>Sub-Total</b>	<b>2</b>	<b>0</b>	<b>0</b>	<b>0</b>	<b>0</b>	<b>0</b>	<b>1</b>
<b>12. Faridkot</b>								
1	Faridkot	1	1	1	1	1	0	0
2	Kotkapura	1	0	0	0	0	0	0
3	Jaitu	1	0	0	0	0	0	0
	<b>Sub-Total</b>	<b>3</b>	<b>1</b>	<b>1</b>	<b>1</b>	<b>1</b>	<b>0</b>	<b>0</b>
<b>13. Muktsar</b>								
1	Muktsar	1	0	1	2	2	0	0
2	Malout	1	1	1	1	1	0	0
3	Gidderbaha	1	0	1	1	1	0	0
4	Bariwala	0	0	0	0	0	0	1
	<b>Sub-Total</b>	<b>3</b>	<b>1</b>	<b>3</b>	<b>4</b>	<b>4</b>	<b>0</b>	<b>1</b>
<b>14. Moga</b>								
1	Dharamkot	0	0	0	0	0	0	0
2	Badhni Kalan	0	0	0	0	0	0	0
3	Bagha Purana	1	0	0	0	0	0	0
4	Moga	3	0	2	0	1	0	0
5	Nihal Singh Wala	0	0	0	0	0	0	0
6	Kot Ise Khan	0	0	0	0	0	0	0
	<b>Sub-Total</b>	<b>4</b>	<b>0</b>	<b>2</b>	<b>0</b>	<b>1</b>	<b>0</b>	<b>0</b>
<b>15. Rupnagar</b>								
1	Rupnagar	3	1	2	1	1	1	0
2	Morinda	1	0	1	0	0	0	0
3	Shri Anadpur Sahib	1	0	0	1	1	1	0
4	Nangal	0	2	4	1	1	2	0
5	Chamkaur Sahib	1	0	0	0	0	0	0
6	Shri Kiratpur Sahib	0	0	0	0	0	0	0
	<b>Sub-Total</b>	<b>6</b>	<b>3</b>	<b>7</b>	<b>3</b>	<b>3</b>	<b>4</b>	<b>0</b>
<b>16. Sahibzada Ajit Singh Nagar</b>								
1	S.A.S. Nagar	3	2	2	2	0	0	6
2	Kurali	1	0	0	0	0	0	0
3	Kharar	1	0	1	0	0	0	0
4	Dera Bassi	1	0	1	0	0	0	0
5	Zirakpur	0	0	0	0	0	0	0
6	Naya-Gaon	0	0	0	0	0	0	0
7	Banur	1	0	1	0	0	0	0
8	Lalru	1	0	0	0	0	0	0

S.No./ Name of the District	Name of the Municipality/ Municipal Corpn.	Sports Stadium	Swimming Pool	Basketball Court	Table Tennis Hall	Badminton Hall	Lawn Tennis Court	Others
1/2	3	4	5	6	7	8	9	10
	<i>Sub-Total</i>	8	2	5	2	0	0	6



S.No./ Name of the District	Name of the Municipality/ Municipal Corpn.	Sports Stadium	Swimming Pool	Basketball Court	Table Tennis Hall	Badminton Hall	Lawn Tennis Court	Others
1/2	3	4	5	6	7	8	9	10
<b>17. Bathinda</b>								
1	Bathinda	8	5	4	5	4	4	0
2	Bhucho	1	0	1	0	0	0	0
3	Goniana	0	0	2	0	0	0	0
4	Kot Fattah	0	0	0	0	0	0	0
5	Maur	0	0	2	1	0	0	0
6	Rama	0	1	1	0	0	0	0
7	Rampura Phool	1	0	1	0	1	0	0
8	Sangat	0	0	1	0	0	0	0
9	Talwandi Sabo	3	0	4	0	0	0	0
10	Bhgta	1	0	0	0	0	1	0
11	Kot Shamir	1	0	0	0	0	0	0
12	Lehra Mohabbat	0	0	0	0	0	0	0
13	Nathana	0	0	0	0	0	0	0
14	Chowke	1	0	0	0	0	0	0
15	Rampura	0	0	1	0	0	0	0
16	Balianwali	0	0	0	0	0	0	0
17	Mandi Kalan	1	0	0	0	0	0	0
18	Maluka	0	0	0	0	0	0	0
19	Bhai Rupa	1	0	1	0	0	0	0
20	Kotha Guru	0	0	0	0	0	0	0
21	Mehraj	1	0	1	0	0	0	0
	<b>Sub-Total</b>	<b>19</b>	<b>6</b>	<b>19</b>	<b>6</b>	<b>5</b>	<b>5</b>	<b>0</b>
<b>18. Jalandhar</b>								
1	Adampur	1	0	1	0	0	0	0
2	Alawalpur	0	0	1	0	0	0	0
3	Jalandhar	7	2	2	1	2	2	0
4	Kartarpur	0	0	1	0	0	0	0
5	Nakodar	1	0	1	0	1	0	0
6	Noor Mahal	1	0	1	0	0	0	0
7	Philaur	0	0	1	0	1	0	0
8	Shahkot	0	0	1	0	0	0	0
9	Goraya	0	0	1	0	1	0	0
10	Bhogpur	0	0	1	0	0	0	0
11	Lohian Khas	0	0	1	0	0	0	0
	<b>Sub-Total</b>	<b>10</b>	<b>2</b>	<b>12</b>	<b>1</b>	<b>5</b>	<b>2</b>	<b>0</b>
<b>19. Sangrur</b>								
1	Malerkotla	1	1	0	0	1	0	0
2	Sangrur	1	3	2	0	2	1	0
3	Sunam	1	1	1	0	1	0	0
4	Dhuri	1	0	0	1	1	1	0
5	Longowal	0	0	0	0	0	0	0
6	Ahmedgarh	1	0	0	0	0	0	0
7	Lehragaga	1	0	0	0	0	0	0
8	Bhiwanigarh	1	0	1	0	0	0	0
9	Khanauri	0	0	0	0	0	0	0
10	Cheema	0	0	0	0	0	0	0
11	Dirba	1	0	0	0	1	0	0
12	Moonak	1	0	1	0	0	0	0
13	Amargarh	1	0	1	0	0	0	0
	<b>Sub-Total</b>	<b>10</b>	<b>5</b>	<b>6</b>	<b>1</b>	<b>6</b>	<b>2</b>	<b>0</b>
<b>20. Barnala</b>								
1	Barnala	1	1	3	1	1	1	0
2	Tapa	0	0	0	0	0	0	0
3	Bhadaur	1	0	0	0	0	0	0
4	Dhanoula	1	0	1	0	1	0	0
5	Handiaya	0	0	2	0	1	0	0
	<b>Sub-Total</b>	<b>3</b>	<b>1</b>	<b>6</b>	<b>1</b>	<b>3</b>	<b>1</b>	<b>0</b>
<b>21. Fazilka</b>								
1	Abohar	2	0	1	0	1	0	0
2	Jalalabad	1	0	0	0	0	0	0
3	Fazilka	1	1	2	0	2	0	0
4	Arni Wala Sheikh Suban	0	0	0	0	0	0	0
	<b>Sub-Total</b>	<b>4</b>	<b>1</b>	<b>3</b>	<b>0</b>	<b>3</b>	<b>0</b>	<b>0</b>
<b>22. Pathankot</b>								
1	Pathankot	0	1	0	0	0	0	0
2	sujanpur	0	0	0	0	0	0	0
	<b>Sub-Total</b>	<b>0</b>	<b>1</b>	<b>0</b>	<b>0</b>	<b>0</b>	<b>0</b>	<b>0</b>
	<b>Grand Total</b>	<b>116</b>	<b>53</b>	<b>131</b>	<b>31</b>	<b>50</b>	<b>35</b>	<b>37</b>

**Rest Houses, Dak Bungalows and Dharamshalas**

**Table No. 22 No. of Rest Houses, Dak Bungalows and Dharamshalas 2015-16**

S.No./ Name of the District	Name of the Municipality/ Municipal Corpn.	No. of Rest Houses/Dak Bungalows run by					No. of Dharamshalas	
		P.W.D.	Zila Parishad	Market Committee	Sainik Rest Houses	Others	Govt.	Private
1/2	3	4	5	6	7	8	9	10
<b>1. Kapurthala</b>								
1	Kapurthala	1	1	0	1	0	10	4
2	Phagwara	1	0	0	0	0	21	5
3	Sultanpur Lodhi	1	0	0	0	0	3	1
4	Dhilwan	1	0	0	0	1	0	3
5	Begowal	0	0	0	0	0	5	0
6	Bhulath	1	0	1	0	0	2	4
7	Nadala	0	0	0	0	0	0	0
	<b>Sub-Total</b>	<b>5</b>	<b>1</b>	<b>1</b>	<b>1</b>	<b>1</b>	<b>41</b>	<b>17</b>
<b>2. Fatehgarh Sahib</b>								
1	Amloh	0	0	0	0	1	0	0
2	Sirhind	1	0	0	1	0	0	0
3	Gobindgarh	0	0	0	0	0	0	0
4	Bassi Pathana	0	0	0	0	0	0	0
5	Khamano	0	0	0	0	1	0	0
	<b>Sub-Total</b>	<b>1</b>	<b>0</b>	<b>0</b>	<b>1</b>	<b>2</b>	<b>0</b>	<b>0</b>
<b>3. Mansa</b>								
1	Mansa	1	0	1	0	0	0	8
2	Budhlada	1	0	1	0	0	0	6
3	Bareta	0	0	1	0	0	0	5
4	Bhikhi	1	0	0	0	0	0	4
5	Sardulgarh	0	0	0	0	0	0	3
6	joga	0	0	0	0	0	0	0
7	Boha	0	0	0	0	0	0	0
	<b>Sub-Total</b>	<b>3</b>	<b>0</b>	<b>3</b>	<b>0</b>	<b>0</b>	<b>0</b>	<b>26</b>
<b>4. Ferozpur</b>								
1	Ferozpur	0	1	1	0	1	0	3
2	Talwandi Bhai	0	0	1	0	0	0	5
3	Zira	1	1	8	1	8	2	15
4	Guru Har Sahai	0	0	1	0	1	0	5
5	Makhu	0	0	1	0	1	0	0
6	Mudakki	0	0	0	0	3	0	0
7	Malanwali khas	0	0	1	0	0	0	1
8	Mamdot	0	0	0	0	1	0	2
	<b>Sub-Total</b>	<b>1</b>	<b>2</b>	<b>13</b>	<b>1</b>	<b>15</b>	<b>2</b>	<b>31</b>
<b>5. Ludhiana</b>								
1	Ludhiana	1	1	0	0	3	4	60
2	Samrala	0	0	1	1	1	0	5
3	Khanna	1	0	1	0	0	0	2
4	Doraha	1	0	0	0	0	0	1
5	Jagraon	1	0	0	0	0	0	0
6	Raikot	1	0	1	0	0	0	0
7	Mulanpur	0	0	0	0	0	4	0
8	Payal	0	0	0	0	0	0	0
9	Machhiwara	0	1	1	0	0	7	1
10	Maloud	0	0	0	0	0	0	4
11	Sahnewal	0	0	1	0	0	6	0
	<b>Sub-Total</b>	<b>5</b>	<b>2</b>	<b>5</b>	<b>1</b>	<b>4</b>	<b>21</b>	<b>73</b>
<b>6. Patiala</b>								
1	Ghagga	0	0	0	0	0	0	5
2	Bhadson	0	0	1	0	0	0	0
3	Ghanaur	0	0	1	0	0	0	3
4	Nabha	1	0	1	0	0	0	10
5	Patiala	1	1	1	1	6	0	0
6	Patran	0	0	1	0	0	0	3
7	Rajpura	1	0	1	1	0	0	0
8	Samana	0	0	1	0	1	0	4
9	Sanaur	0	0	1	0	0	0	0
	<b>Sub-Total</b>	<b>3</b>	<b>1</b>	<b>8</b>	<b>2</b>	<b>7</b>	<b>0</b>	<b>25</b>
<b>7. Amritsar</b>								
1	Amritsar	2	1	3	1	3	0	28
2	Jandiala	0	0	0	0	0	0	0
3	Ramdass	0	0	0	0	0	0	0
4	Majitha	0	0	0	0	0	0	0
5	Rayya	0	0	0	0	0	0	0
6	Raja Sansi	0	0	0	0	0	0	0
7	Ajnala	1	0	1	0	0	3	0
	<b>Sub-Total</b>	<b>3</b>	<b>1</b>	<b>4</b>	<b>1</b>	<b>3</b>	<b>3</b>	<b>28</b>

8. Tarn Taran								
1	Tarn Taran	1	1	1	0	0	0	0
2	Patti	1	0	1	0	0	0	0
3	Khemkaran	0	0	1	0	0	0	0
4	Bhikhiwind	0	0	1	0	0	0	0
	<b>Sub-Total</b>	<b>2</b>	<b>1</b>	<b>4</b>	<b>0</b>	<b>0</b>	<b>0</b>	<b>0</b>
9. Hoshiarpur								
1	Sham Churasi	0	0	0	0	0	0	0
2	Hoshiarpur	1	1	1	1	1	0	5
3	Hariyana	0	0	0	0	1	0	2
4	Gardhiwal	0	0	0	0	2	0	2
5	Garh Shankar	1	0	0	0	1	0	1
6	Tanda	1	0	1	0	1	0	1
7	Dasuya	1	1	1	0	1	0	2
8	Mukerian	1	0	0	0	0	0	1
9	Mahilpur	1	0	0	0	0	0	0
10	Talwara	0	0	0	0	2	0	2
	<b>Sub-Total</b>	<b>6</b>	<b>2</b>	<b>3</b>	<b>1</b>	<b>9</b>	<b>0</b>	<b>16</b>
10. Shaheed Bhagat Singh Nagar								
1	S.B.S. Nagar	0	1	0	0	0	0	0
2	Banga	0	0	0	0	0	0	0
3	Balachaur	1	0	0	0	0	0	2
4	Rahon	0	0	0	0	0	0	0
	<b>Sub-Total</b>	<b>1</b>	<b>1</b>	<b>0</b>	<b>0</b>	<b>0</b>	<b>0</b>	<b>2</b>
11. Gurdaspur								
1	Qadian	1	0	0	0	0	3	0
2	Shri Hargobindpur	1	0	0	0	0	3	0
3	Dina Nagar	0	0	0	0	0	4	0
4	Batala	1	0	1	0	0	5	0
5	Dhariwal	0	0	0	0	1	7	0
6	Dera Baba Nanak	1	0	0	0	0	4	0
7	Gurdaspur	1	0	1	1	2	15	0
8	Fatehgarh Churian	0	0	0	0	0	3	0
	<b>Sub-Total</b>	<b>5</b>	<b>0</b>	<b>2</b>	<b>1</b>	<b>3</b>	<b>44</b>	<b>0</b>
12. Faridkot								
1	Faridkot	1	0	1	1	1	0	18
2	Kotkapura	0	0	0	0	22	7	33
3	Jaitu	0	0	0	0	1	0	24
	<b>Sub-Total</b>	<b>1</b>	<b>0</b>	<b>1</b>	<b>1</b>	<b>24</b>	<b>7</b>	<b>75</b>
13. Muktsar								
1	Muktsar	1	1	1	0	0	0	12
2	Malout	0	0	1	0	1	0	0
3	Gidderbaha	1	0	1	0	1	0	8
4	Bariwala	0	0	0	0	0	0	0
	<b>Sub-Total</b>	<b>2</b>	<b>1</b>	<b>3</b>	<b>0</b>	<b>2</b>	<b>0</b>	<b>20</b>
14. Moga								
1	Dharamkot	0	0	1	0	1	0	0
2	Badhni Kalan	0	0	1	0	0	0	0
3	Bagha Purana	0	0	1	0	0	0	0
4	Moga	1	0	0	0	0	0	0
5	Nihal Singh Wala	0	0	1	0	0	0	0
6	Kot Ise Khan	0	0	1	0	0	0	0
	<b>Sub-Total</b>	<b>1</b>	<b>0</b>	<b>5</b>	<b>0</b>	<b>1</b>	<b>0</b>	<b>0</b>
15. Rupnagar								
1	Rupnagar	1	1	1	1	3	0	0
2	Morinda	1	0	0	0	0	0	5
3	Shri Anadpur Sahib	1	0	0	0	6	0	1
4	Nangal	0	0	0	0	7	0	0
5	Chamkaur Sahib	1	0	1	0	0	1	0
6	Shri Kiratpur Sahib							
	<b>Sub-Total</b>	<b>4</b>	<b>1</b>	<b>2</b>	<b>1</b>	<b>16</b>	<b>1</b>	<b>6</b>

16. Sahibzada Ajit Singh Nagar								
1	S.A.S. Nagar	0	0	0	0	1	1	3
2	Kurali	1	0	1	0	0	5	5
3	Kharar	1	1	1	0	1	0	6
4	Dera Bassi	0	0	1	0	0	0	8
5	Zirakpur	0	0	0	0	0	12	0
6	Naya-Gaon	1	0	0	0	0	12	0
7	Banur	1	0	1	0	0	16	6
8	Lalru	0	0	0	0	0	0	2
	<b>Sub-Total</b>	<b>4</b>	<b>1</b>	<b>4</b>	<b>0</b>	<b>2</b>	<b>46</b>	<b>30</b>
17. Bathinda								
1	Bathinda	0	1	0	1	0	0	2
2	Bhucho	0	0	1	0	0	2	7
3	Goniana	0	0	0	0	0	0	0
4	Kot Fattah	0	0	0	0	0	0	0
5	Maur	0	0	0	0	0	0	0
6	Rama	0	0	1	0	0	0	0
7	Rampura Phool	0	0	0	0	0	0	0
8	Sangat	0	0	0	0	0	0	0
9	Talwandi Sabo	0	0	1	0	0	0	0
10	Bhgta	0	0	1	0	0	0	0
11	Kot Shamir	0	0	0	0	0	0	0
12	Lehra Mohabbat	0	0	0	0	0	0	0
13	Nathana	0	0	0	0	0	0	0
14	Chowke	0	0	0	0	0	0	0
15	Rampura	0	0	0	0	0	0	0
16	Balianwali	0	0	0	0	0	0	0
17	Mandi Kalan	0	0	0	0	0	0	0
18	Maluka	0	0	0	0	0	0	0
19	Bhai Rupa	0	0	0	0	0	0	0
20	Kotha Guru	0	0	0	0	0	0	0
21	Mehraj	0	0	0	0	0	0	0
	<b>Sub-Total</b>	<b>0</b>	<b>1</b>	<b>4</b>	<b>1</b>	<b>0</b>	<b>2</b>	<b>9</b>
18. Jalandhar								
1	Adampur	1	0	0	0	0	0	0
2	Alawalpur	0	0	0	0	0	0	0
3	Jalandhar	2	3	0	1	1	0	3
4	Kartarpur	0	0	0	0	0	0	0
5	Nakodar	1	0	0	0	0	0	0
6	Noor Mahal	1	0	0	0	0	0	0
7	Philaur	1	0	1	0	1	1	0
8	Shahkot	1	0	1	0	0	1	0
9	Goraya	0	0	0	0	1	0	0
10	Bhogpur	1	0	0	0	0	0	0
11	Lohian Khas	0	1	0	0	1	0	0
	<b>Sub-Total</b>	<b>8</b>	<b>4</b>	<b>2</b>	<b>1</b>	<b>4</b>	<b>2</b>	<b>3</b>
19. Sangrur								
1	Malerkotla	1	0	0	0	0	0	4
2	Sangrur	1	1	1	1	0	0	3
3	Sunam	1	0	1	0	0	0	4
4	Dhuri	0	0	1	0	1	0	3
5	Longowal	0	0	0	0	0	0	3
6	Ahmedgarh	0	0	0	0	0	0	2
7	Lehragaga	1	0	1	0	0	0	1
8	Bhiwanigarh	0	0	0	0	0	0	2
9	Khanauri	0	0	0	0	1	0	1
10	Cheema	0	0	0	0	0	0	1
11	Dirba	0	0	0	0	0	0	2
12	Moonak	0	0	1	0	0	0	1
13	Amargarh	0	0	0	0	0	0	1
	<b>Sub-Total</b>	<b>4</b>	<b>1</b>	<b>5</b>	<b>1</b>	<b>2</b>	<b>0</b>	<b>28</b>
20. Barnala								
1	Barnala	1	0	1	0	0	0	10
2	Tapa	0	0	0	0	0	0	5
3	Bhadaur	0	0	0	0	0	0	5
4	Dhanoula	0	0	0	0	0	0	4
5	Handiaya	0	0	0	0	0	0	2
	<b>Sub-Total</b>	<b>1</b>	<b>0</b>	<b>1</b>	<b>0</b>	<b>0</b>	<b>0</b>	<b>26</b>
21. Fazilka								
1	Abohar	0	0	1	0	1	0	0
2	Jalalabad	0	0	1	0	2	2	4
3	Fazilka	1	1	1	0	1	0	4
4	Arni Wala Sheikh Suban	0	0	0	0	0	0	0
	<b>Sub-Total</b>	<b>1</b>	<b>1</b>	<b>3</b>	<b>0</b>	<b>4</b>	<b>2</b>	<b>8</b>
22. Pathankot								
1	Pathankot	1	1	1	0	1	0	3
2	sujanpur	0	0	0	0	0	0	0
	<b>Sub-Total</b>	<b>1</b>	<b>1</b>	<b>1</b>	<b>0</b>	<b>1</b>	<b>0</b>	<b>3</b>

	<i>Grand Total</i>	62	22	74	14	100	171	426
--	--------------------	----	----	----	----	-----	-----	-----

**Facilities of Petrol/Diesel Filling Stations and Gas Agencies**  
**Table No. 23 No. of Filling Stations of Petrol/Diesel, Gas Agencies and Gas Connections 2015-16**

S.No./ Name of the District	Name of the Municipality/ Municipal Corpn.	No. of Filling Stations		No. of Gas Agencies	No. of Gas Connections
		Petrol	Diesel		
1/2	3	4	5	6	7
<b>1. Kapurthala</b>					
1	Kapurthala	8	8	6	52834
2	Phagwara	6	6	5	80050
3	Sultanpur Lodhi	2	2	3	27910
4	Dhilwan	1	1	0	0
5	Begowal	1	1	1	3000
6	Bhulath	1	1	0	0
7	Nadala	1	1	2	24250
	<b>Sub-Total</b>	<b>20</b>	<b>20</b>	<b>17</b>	<b>188044</b>
<b>2. Fatehgarh Sahib</b>					
1	Amlah	5	5	1	4180
2	Sirhind	8	8	3	14945
3	Gobindgarh	6	6	3	32976
4	Bassi Pathana	4	3	1	5146
5	Khamano	1	1	0	5276
	<b>Sub-Total</b>	<b>24</b>	<b>23</b>	<b>8</b>	<b>62523</b>
<b>3. Mansa</b>					
1	Mansa	6	3	8	77310
2	Budhlada	5	3	4	30464
3	Bareta	5	7	1	12848
4	Bhikhi	7	2	1	1866
5	Sardulgarh	6	5	2	13093
6	joga	0	0	1	5100
7	Boha	1	1	1	7200
	<b>Sub-Total</b>	<b>30</b>	<b>21</b>	<b>18</b>	<b>147881</b>
<b>4. Ferozpur</b>					
1	Ferozpur	10	10	5	71440
2	Talwandi Bhai	4	4	1	10015
3	Zira	5	5	2	22710
4	Guru Har Sahai	5	5	1	17971
5	Makhu	5	5	1	10610
6	Mudakki	3	3	1	2819
7	Malanwali khas	5	5	1	13240
8	Mamdot	4	4	1	5170
	<b>Sub-Total</b>	<b>41</b>	<b>41</b>	<b>13</b>	<b>153975</b>
<b>5. Ludhiana</b>					
1	Ludhiana	76	76	43	634458
2	Samrala	4	4	1	22718
3	Khanna	11	11	5	58361
4	Doraha	4	4	1	14183
5	Jagraon	24	24	4	99112
6	Raikot	11	11	1	30362
7	Mulanpur	5	5	1	14602
8	Payal	3	3	2	18956
9	Machhiwara	4	4	1	14757
10	Maloud	3	3	0	1241
11	Sahnewal	3	3	2	29868
	<b>Sub-Total</b>	<b>148</b>	<b>148</b>	<b>61</b>	<b>938618</b>
<b>6. Patiala</b>					
1	Ghagga	1	1	0	1310
2	Bhadson	2	1	0	1468
3	Ghanaur	1	1	0	18860
4	Nabha	5	4	2	43520
5	Patiala	25	18	20	207453
6	Patran	3	3	4	33456
7	Rajpura	7	6	4	53690
8	Samana	4	3	2	32780
9	Sanaur	2	2	1	14932
	<b>Sub-Total</b>	<b>50</b>	<b>39</b>	<b>33</b>	<b>407469</b>
<b>7. Amritsar</b>					
1	Amritsar	34	31	32	316458
2	Jandiala	5	5	1	13702
3	Ramdas	0	0	0	0
4	Majitha	2	2	1	12809
5	Rayya	3	3	0	0
6	Raja Sansi	2	2	1	2418
7	Ajnala	2	2	1	202617
	<b>Sub-Total</b>	<b>48</b>	<b>45</b>	<b>36</b>	<b>548004</b>

**Facilities of Petrol/Diesel Filling Stations and Gas Agencies**  
**Table No. 23 No. of Filling Stations of Petrol/Diesel, Gas Agencies and Gas Connections 2015-16**

S.No./ Name of the District	Name of the Municipality/ Municipal Corpn.	No. of Filling Stations		No. of Gas Agencies	No. of Gas Connections
		Petrol	Diesel		
1/2	3	4	5	6	7
<b>8. Tarn Taran</b>					
1	Tarn Taran	3	3	2	39735
2	Patti	4	4	1	13650
3	Khemkaran	1	1	1	15738
4	Bhikhiwind	2	2	1	22500
	<b>Sub-Total</b>	<b>10</b>	<b>10</b>	<b>5</b>	<b>91623</b>
<b>9. Hoshiarpur</b>					
1	Sham Churasi	2	2	1	2900
2	Hoshiarpur	15	15	10	91005
3	Hariyana	2	2	1	1666
4	Gardhiwal	1	1	1	2650
5	Garh Shankar	4	4	1	35500
6	Tanda	3	3	2	9950
7	Dasuya	4	4	1	2267
8	Mukerian	5	5	2	13906
9	Mahilpur	1	1	2	13906
10	Talwara	2	2	2	4300
	<b>Sub-Total</b>	<b>39</b>	<b>39</b>	<b>23</b>	<b>178050</b>
<b>10. Shaheed Bhagat Singh Nagar</b>					
1	S.B.S. Nagar	4	4	2	19723
2	Banga	3	3	2	2712
3	Balachaur	4	4	1	24699
4	Rahon	2	2	1	12470
	<b>Sub-Total</b>	<b>13</b>	<b>13</b>	<b>6</b>	<b>59604</b>
<b>11. Gurdaspur</b>					
1	Qadian	3	3	1	19200
2	Shri Hargobindpur	0	0	0	0
3	Dina Nagar	2	2	1	15128
4	Batala	8	8	6	71277
5	Dhariwal	3	3	1	30519
6	Dera Baba Nanak	2	2	0	0
7	Gurdaspur	5	5	4	52548
8	Fatehgarh Churian	4	4	1	20300
	<b>Sub-Total</b>	<b>27</b>	<b>27</b>	<b>14</b>	<b>208972</b>
<b>12. Faridkot</b>					
1	Faridkot	6	6	4	47563
2	Kotkapura	6	6	6	56987
3	Jaitu	4	4	1	16008
	<b>Sub-Total</b>	<b>16</b>	<b>16</b>	<b>11</b>	<b>120558</b>
<b>13. Muktsar</b>					
1	Muktsar	13	13	2	32231
2	Malout	6	6	4	46279
3	Gidderbaha	6	6	2	16791
4	Bariwala	1	1	0	0
	<b>Sub-Total</b>	<b>26</b>	<b>26</b>	<b>8</b>	<b>95301</b>
<b>14. Moga</b>					
1	Dharamkot	3	3	1	2820
2	Badhni Kalan	3	3	1	2440
3	Bagha Purana	3	3	1	26240
4	Moga	18	18	6	102240
5	Nihal Singh Wala	2	2	2	5740
6	Kot Ise Khan	2	2	2	2780
	<b>Sub-Total</b>	<b>31</b>	<b>31</b>	<b>13</b>	<b>142260</b>
<b>15. Rupnagar</b>					
1	Rupnagar	6	5	4	38293
2	Morinda	3	3	1	21511
3	Shri Anadpur Sahib	1	1	1	17990
4	Nangal	5	5	4	36359
5	Chamkaur Sahib	4	4	1	14469
6	Shri Kiratpur Sahib				
	<b>Sub-Total</b>	<b>19</b>	<b>18</b>	<b>11</b>	<b>128622</b>
<b>16. Sahibzada Ajit Singh Nagar</b>					
1	S.A.S. Nagar	12	12	6	100289
2	Kurali	3	3	2	39673
3	Kharar	3	3	2	26060
4	Dera Bassi	4	3	4	39095
5	Zirakpur	8	8	2	29762
6	Naya-Gaon	0	0	0	0
7	Banur	3	2	2	2406

**Facilities of Petrol/Diesel Filling Stations and Gas Agencies**  
**Table No. 23 No. of Filling Stations of Petrol/Diesel, Gas Agencies and Gas**  
**Connections 2015-16**

S.No./ Name of the District	Name of the Municipality/ Municipal Corpn.	No. of Filling Stations		No. of Gas Agencies	No. of Gas Connections
		Petrol	Diesel		
1/2	3	4	5	6	7
8	Lalru	5	1	1	5451
	<b>Sub-Total</b>	<b>38</b>	<b>32</b>	<b>19</b>	<b>242736</b>



**Facilities of Petrol/Diesel Filling Stations and Gas Agencies**  
**Table No. 23 No. of Filling Stations of Petrol/Diesel, Gas Agencies and Gas**  
**Connections 2015-16**

S.No./ Name of the District	Name of the Municipality/ Municipal Corpn.	No. of Filling Stations		No. of Gas Agencies	No. of Gas Connections
		Petrol	Diesel		
1/2	3	4	5	6	7
<b>17. Bathinda</b>					
1	Bathinda	13	12	14	161553
2	Bhucho	3	3	1	8330
3	Goniana	3	3	2	36581
4	Kot Fattah	2	2	0	0
5	Maur	3	3	2	31493
6	Rama	3	3	1	26153
7	Rampura Phool	3	3	1	14318
8	Sangat	1	1	1	19470
9	Talwandi Sabo	3	3	1	20110
10	Bhgta	4	4	1	15243
11	Kot Shamir	2	2	1	2333
12	Lehra Mohabbat	3	3	1	747
13	Nathana	2	2	1	11381
14	Chowke	1	1	0	0
15	Rampura	4	4	1	15591
16	Balianwali	2	2	0	0
17	Mandi Kalan	1	1	0	0
18	Maluka	2	2	0	0
19	Bhai Rupa	3	3	0	0
20	Kotha Guru	2	2	0	0
21	Mehraj	2	2	0	0
	<b>Sub-Total</b>	<b>62</b>	<b>61</b>	<b>28</b>	<b>363303</b>
<b>18. Jalandhar</b>					
1	Adampur	3	3	1	11257
2	Alawalpur	1	1	1	10454
3	Jalandhar	21	21	20	216000
4	Kartarpur	2	2	1	18152
5	Nakodar	5	5	1	12407
6	Noor Mahal	4	4	1	16987
7	Philaur	3	3	2	64788
8	Shahkot	3	3	1	9692
9	Goraya	2	2	2	28114
10	Bhogpur	1	1	1	25598
11	Lohian Khas	2	2	1	9813
	<b>Sub-Total</b>	<b>47</b>	<b>47</b>	<b>32</b>	<b>423262</b>
<b>19. Sangrur</b>					
1	Malerkotla	13	13	2	25319
2	Sangrur	14	14	4	27439
3	Sunam	12	12	2	20459
4	Dhuri	7	7	2	24030
5	Longowal	4	4	2	4259
6	Ahmedgarh	6	6	2	9076
7	Lehragaga	4	4	0	5565
8	Bhiwanigarh	3	3	1	5939
9	Khanauri	1	1	1	2676
10	Cheema	2	2	1	3265
11	Dirba	5	5	1	3239
12	Moonak	2	2	1	3449
13	Amargarh	1	1	1	1491
	<b>Sub-Total</b>	<b>74</b>	<b>74</b>	<b>20</b>	<b>136206</b>
<b>20. Barnala</b>					
1	Barnala	7	6	4	29494
2	Tapa	2	3	1	12650
3	Bhadaur	2	3	1	4029
4	Dhanoula	2	2	1	12653
5	Handiaya	2	2	0	1780
	<b>Sub-Total</b>	<b>15</b>	<b>16</b>	<b>7</b>	<b>60606</b>
<b>21. Fazilka</b>					
1	Abohar	10	10	4	53236
2	Jalalabad	3	3	1	28615
3	Fazilka	8	8	4	51010
4	Arni Wala Sheikh Suban	0	0	0	0
	<b>Sub-Total</b>	<b>21</b>	<b>21</b>	<b>9</b>	<b>132861</b>
<b>22. Pathankot</b>					
1	Pathankot	12	12	7	90878
2	sujanpur	8	8	1	2090
	<b>Sub-Total</b>	<b>20</b>	<b>20</b>	<b>8</b>	<b>92968</b>
	<b>Grand Total</b>	<b>796</b>	<b>766</b>	<b>392</b>	<b>4866199</b>