



**GOVERNMENT OF PUNJAB**  
**(INDIA)**

**MUNICIPAL STATISTICS - PUNJAB**  
**2014-15**

**ECONOMIC ADVISER TO GOVERNMENT PUNJAB**  
**CHANDIGARH**

## FOREWORD



I am pleased to note that Economic & Statistical Organisation of Punjab has come out with "Municipal Statistics 2014-15". The "Municipal Statistics" is published annually by Economic and Statistical Organization of Punjab. It contains basic statistical information relating to area and population, health, education, cultural, public utilities, housing and construction, transport, communications, banking facilities, veterinary hospitals, sports facilities, rest houses, number of diesel/petrol filling stations and gas agencies etc.

I hope that this publication will prove very useful to all those who require the facts and figures for administrative and Urban development planning as well as research on socio-economic front. In this issue data relating to Municipal Councils/Corporations is shown in Charts/Graphs with a view to present data in a logical manner.

I deeply acknowledge the efforts of the officers and staff of the Economic and Statistical organization of Punjab who have been involved in this publication under the able guidance of Sh. M.L.Sharma, Economic Adviser.

Dated : 30-08-2016  
Chandigarh

  
S R Ladhar, IAS  
Principal Secretary  
Department of Planning  
Government of Punjab

## PREFACE



The Municipal Year Book was prepared for the first time in 1970 by Economic & Statistical Organization Punjab. The present document contains very important and detailed information pertaining to 10 Municipal Corporations and 153 Municipal Councils of the state for the year 2014-15. The basic information relating to area and population, vital health statistics, education and cultural statistics, public utilities, housing and construction, transport and communications, employment in municipal councils, banking facilities, veterinary hospitals, sports facilities, rest houses, number of diesel/petrol filling stations and gas agencies etc. has been incorporated in it. It is expected that the administrators, town planners and other official and non-official agencies engaged in the formulation of urban development plans will find this publication useful.

I acknowledge the efforts of the offices of Deputy Economic & Statistical Advisers at district level for collection of this useful data in time. The report has been prepared under the guidance and supervision of Smt. Sarbjit kaur, Research officer, and under over all guidance and supervision of Sh. Parminder Singh Walia, Director.

As there is always scope for improvement, suggestions in this regard will be appreciated.

Place: Chandigarh

Dated: 30-08-2016

A handwritten signature in blue ink, appearing to read 'Mohan Lal Sharma'.

**Mohan Lal Sharma**  
**Economic Adviser**

**TEAM OF OFFICERS AND STAFF  
ASSOCIATED WITH THE REPORT WORK**

SHRI PARMINDER SINGH WALIA

DIRECTOR

SMT. SARBJIT KAUR

RESEARCH OFFICER

SMT.MANJIT KAUR

INVESTIGATOR

SMT. AMANPREET KAUR

INVESTIGATOR

MR.PARSHANT KAPLISH

STATISTICAL PERSONNEL

MISS. MANDEEP KALSI

STATISTICAL ANAYLIST

# CONTENTS

Chapter/ Table No.	Particulars	Page No.
	<b>An Overview of Municipal Statistics - Punjab</b>	I - X
<b>I</b>	<b>Area and Population</b>	
1	Geographical Position, Area and Population	1 - 3
<b>II</b>	<b>Vital and Health Statistics</b>	
2	Live Births, Deaths and Infant Deaths	4 - 6
3	Number of Deaths by Causes	7 - 9
4	No. of Allopathic Hospitals, Dispensaries and Other Clinics (Government)	10 -12
4.1	No. of Allopathic Hospitals, Dispensaries and Other Clinics (Municipal)	13 -15
4.2	No. of Allopathic Hospitals, Dispensaries and Other Clinics (Other Aided)	16 -18
4.3	No. of Ayurvedic/Unani Hospitals, Dispensaries and Other Facilities (Government)	19 - 21
4.4	No. of Homeopathic Hospitals, Dispensaries and Other Facilities (Government)	22 - 24
5	Number of Beds and Patients treated in Hospitals	25 – 30
6	No. of Medical Personnel and their Salaries (Allopathic Institutions)	31 – 35
6.1	No. of Medical Personnel and their Salaries (Ayurvedic and Homeopathic Institutions -Government)	36 - 40
<b>III</b>	<b>Education and Cultural Statistics</b>	
7	No. of Educational Institutions, Scholars, Teachers and their Salaries (Central Govt. Institutions) – SCHOOLS	41 – 44
7.1	No. of Educational Institutions, Scholars, Teachers and their Salaries (Central Govt. Institutions) - COLLEGES	45 – 49
7.2	No. of Educational Institutions, Scholars, Teachers and their Salaries (State Govt. Institutions) – SCHOOLS	50 – 54
7.3	No. of Educational Institutions, Scholars, Teachers and their Salaries (State Govt. Institutions) – COLLEGES	55 – 59
7.4	No. of Educational Institutions Scholars, Teachers and their Salaries (Municipal Institutions) – SCHOOLS	60 – 64
7.5	No. of Educational Institutions, Scholars, Teachers and their Salaries (Municipal Institutions) – COLLEGES	65 – 69
7.6	No. of Educational Institutions, Scholars, Teachers and their Salaries (Other Aided Institutions)–SCHOOLS.	70 – 74

7.7	No. of Educational Institutions Scholars, Teachers and their Salaries (Other Aided Institutions) – COLLEGES	75 – 79
8	Libraries and Reading Rooms	80 – 82
9	Number of Cinema Houses	83 – 85
10	Number of Newspapers and Periodicals	86 – 90
<b>IV</b>	<b>Public Utilities</b>	
11	Public Water Supply	91 – 93
12	Fire Service, Fire Fighting Equipments and Calls Attended	94 -- 96
<b>V</b>	<b>Housing and Construction</b>	
13	Tax Demand on Buildings	97-101
<b>VI</b>	<b>Finances of Municipalities</b>	
14	District-wise Income & Expenditure of Municipalities	102-104
<b>VII</b>	<b>Transport and Communication</b>	
15	Length of Different Types of Roads in the Municipal Area (Kms.)	105-107
16	No. of Post Offices, Telegraph Offices, Telephone Connections and Public Call Offices in Municipal Area	108-110
<b>VIII</b>	<b>Employment in Municipalities</b>	
17	Category-wise Employment and Emoluments	111-115
<b>IX</b>	<b>Slaughter Houses</b>	
18	Number and Activity of Slaughter Houses	116-118
<b>X</b>	<b>Banking, Veterinary and Sports Facilities</b>	
19	Number of Banks	119-122
20	Number of Veterinary Hospitals, Dispensaries and Milk Plants	123-125
21	Number of Sports Facilities	126-128
<b>XI</b>	<b>Rest Houses, Bungalows &amp; Dharamshalas</b>	
22.	Number of Rest Houses, Bungalows and Dharamshalas	129-131
<b>XII</b>	<b>Facilities of Petrol, Diesel and Gas Agencies</b>	
23.	Number of Filling Stations of Petrol, Diesel, Gas Agencies and Gas Connections	132-134

## AN OVER VIEW OF MUNICIPAL STATISTICS - PUNJAB

The statistics collected from all the 163 Municipal Corporations/ Councils of Punjab State for the year 2014-15 have been compiled in this report. There are 10 Municipal Corporations i.e. Amritsar, Jalandhar, Ludhiana, Patiala, SAS Nagar, Moga, Phagwara, Hoshiarpur, Bathinda, and Pathankot and 153 Municipal Councils. District-wise and Municipal Corporations/ Councils -wise data is given in this publication.

### Procedure

The information contained in this report is collected by the office of Deputy Economic & Statistical Adviser at district head-quarter from the Municipal Corporations/ Councils falling in the jurisdiction of the district as per the prescribed Performa. The compilation of data and drafting of report is carried out by Demography Section at the Head office.

### MAIN RESULTS OF THE MUNICIPAL STATISTICS PUNJAB 2014-15

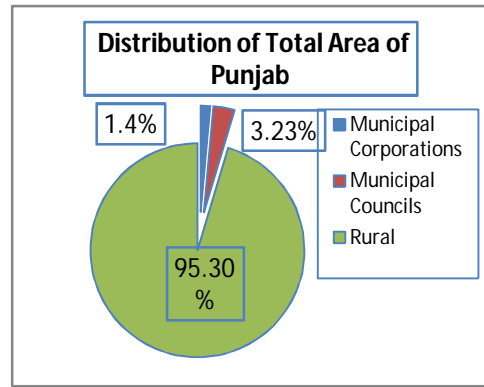
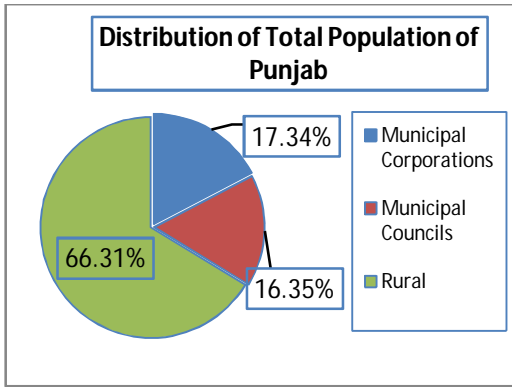
#### Area and Population:

Out of total 50,362 sq. km. geographical area of state, the area within Municipal limits is 2331.73 (4.63 percent) sq. km. Out of total area under municipal limits 30.17% area is falling under 10 Municipal Corporations, the state is having population of 9843608 persons living within municipal limits out of which, 51.47%. living in 10 Municipal Corporations.

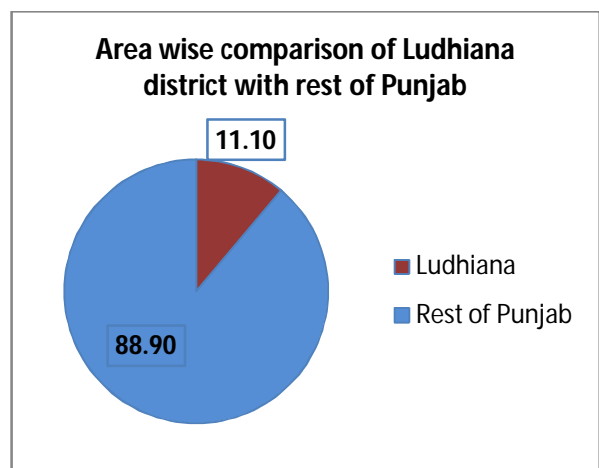
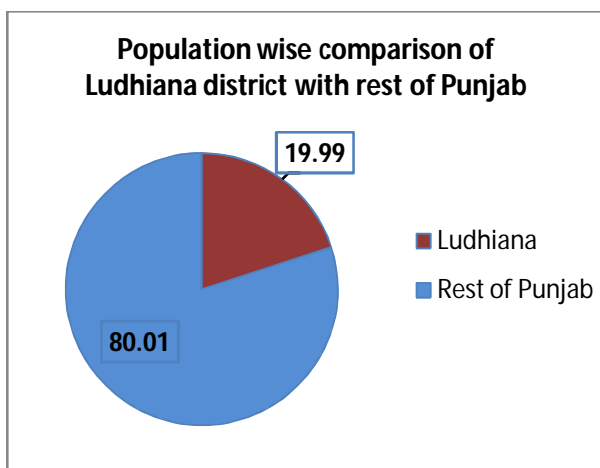
2. Population ranking exhibits Ludhiana corporation is at number one, followed by Amritsar, Jalandhar, Patiala, Bathinda, Pathankot, SAS Nagar, Hoshiarpur, Moga and Phagwara. In Municipal Corporations 7203 persons are living in one sq. km. while in Municipal Councils population per sq. km. is only 2934 and overall 4222 people reside in per sq. km. in municipal area of the State. Area, Population and Density of Population in Municipal Area of Punjab State is shown as under:-

**Table.1.1 Area, Population and Density of Population in Municipal Area of Punjab State**

Sr. No.	Item	No.	Area (Sq.Km)	%age to Total Area of Punjab	Population	%age to Total Population of Punjab	Density of Population
1	Municipal Corporations	10	703.38	1.40	5066246	17.33	7203
2	Municipal Councils	153	1628.35	3.23	4777362	16.35	2934
	Total	163	2331.73	4.63	9843608	33.42	4222



3. Among the corporations Ludhiana has the maximum population (1618879) whereas Phagwara Municipal Corporation has minimum population (125094) which is 7.73% of the population of Ludhiana municipal Corporation.
4. Among the Municipal corporations Ludhiana has the largest area (159.37 sq.Km) where as the Phagwara Municipal corporation has lowest area (16.00 sq.Km) which is 10.03% of Ludhiana Municipal Corporation.
5. Among the districts, Ludhiana has the largest area (258.78 sq.km.), whereas district Tarn-Taran has the lowest municipal area (39.83 sq. km.) which is 15.39% of the district Ludhiana.
6. Dera-bassi M.C. has the largest area in the state i.e 68.50 sq.km. followed by Lalru. having 44.00 sq.km.
7. As far as population is concerned district Ludhiana has the largest Urban population, 19.68 lakh followed by Amritsar, 13.02 lakh While Shaheed Bhagat Singh Nagar district has the lowest 1.04 lakh Urban Population.
8. Among the Municipalities Batala M.C. has the largest population of 1.59 lac followed by Abohar M.C. having 1.45 lac.
9. Goniana MC has the lowest Population, 2744 in Punjab.

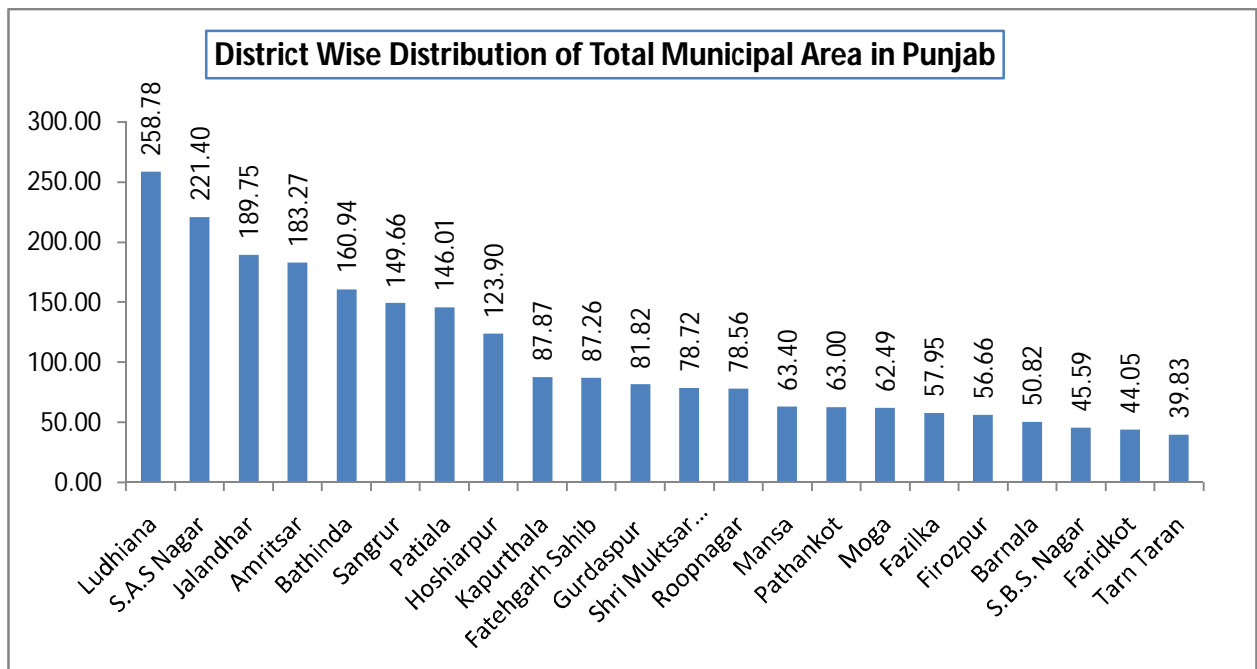


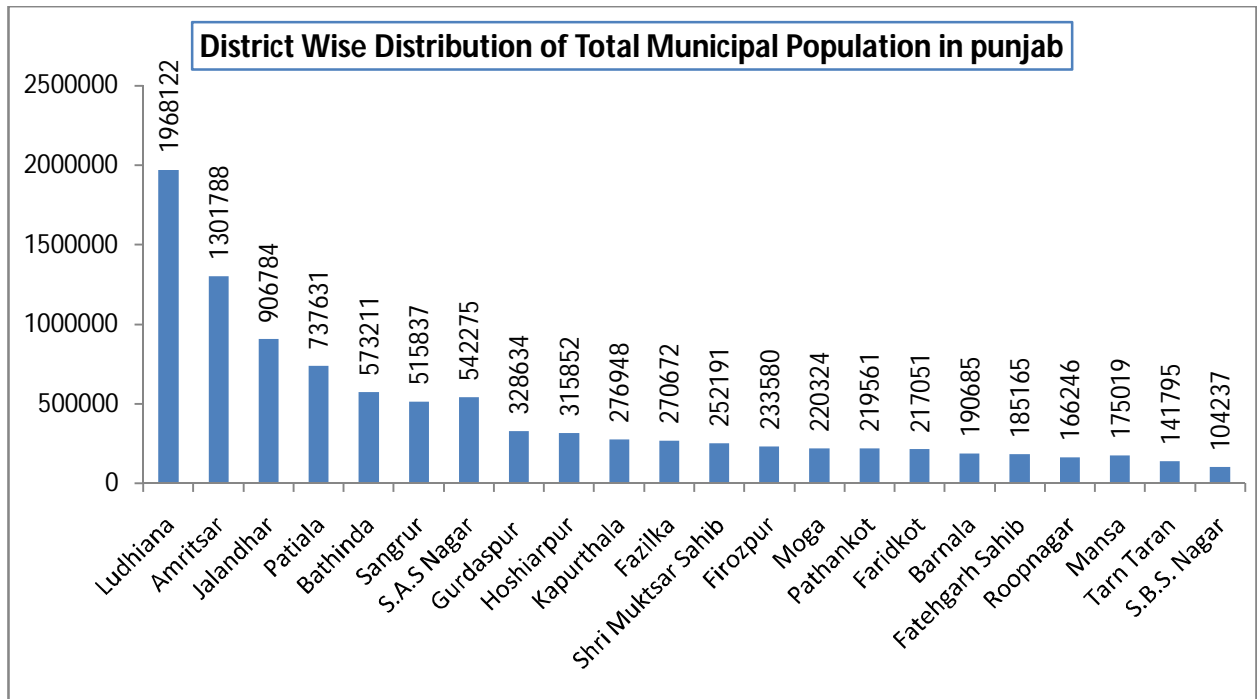
Area wise comparison shows that Ludhiana district has the highest percentage (11.10%) of area whereas in case of Population, Ludhiana district also stands at no. 1 Position with (19.99%).



**Table 1.2 District-wise Ranking of Area and Population within Municipal Limits**

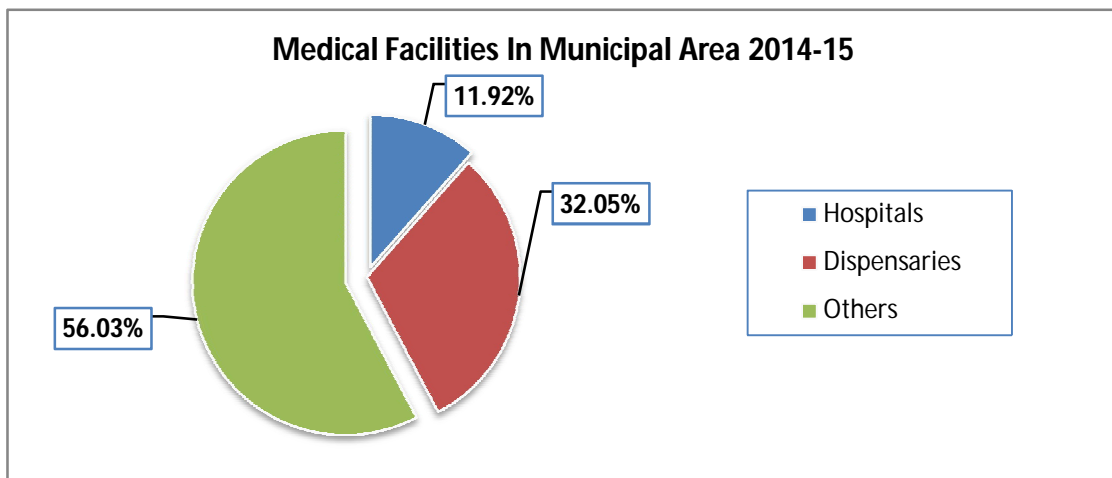
SN	Name of the District	Area	Population
1	Ludhiana	258.78	1968122
2	S.A.S Nagar	221.40	542275
3	Jalandhar	189.75	906784
4	Amritsar	183.27	1301788
5	Bathinda	160.94	573211
6	Sangrur	149.66	515837
7	Patiala	146.01	737631
8	Hoshiarpur	123.90	315852
9	Kapurthala	87.87	276948
10	Fatehgarh Sahib	87.26	185165
11	Gurdaspur	81.82	328634
12	Shri Muktsar Sahib	78.72	252191
13	Roopnagar	78.56	166246
14	Mansa	63.40	175019
15	Pathankot	63.00	219561
16	Moga	62.49	220324
17	Fazilka	57.95	270672
18	Firozpur	56.66	233580
19	Barnala	50.82	190685
20	S.B.S. Nagar	45.59	104237
21	Faridkot	44.05	217051
22	Tarn Taran	39.83	141795
	<b>Total</b>	<b>2331.73</b>	<b>9843608</b>





**Vital and Health Statistics:**

- 10. A total number of 174 hospitals, 468 dispensaries, 2148 doctors and 12014 beds were recorded in various types of health institutions existing in municipal limits of the state.
- 11. District-wise highest Percentage of Hospitals (10.92%) were in District Bathinda followed by Amritsar (8.62%) and Sangur (7.47%).
- 12. District Pathankot and Barnala has only 1 Hospital in Municipal Limits.



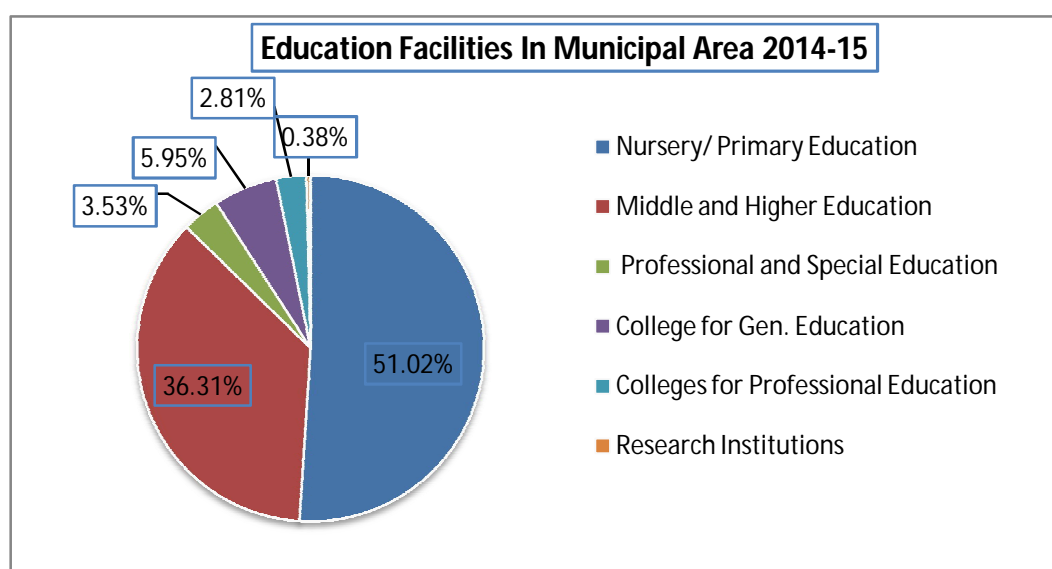
- 13. Highest Percentage of Dispensaries (15.17%) were in district Bathinda followed by District Ludhiana (14.74%).
- 14. Highest No. of Doctors 511 were posted in District Patiala.

## Education:

15. Total No. of 1200 Nursery/Primary schools, 854 Middle/High/Higher secondary schools and 298 other institutions of Education were recorded in the Municipal limits during 2014-15.

**Table 3.1 Education Facilities in Municipal Urban Area**

SN	Item	Institutions (No.)	Teachers (No.)	Scholars (No.)
1	2	3	4	5
i	Nursery/Primary Schools	1200	5365	245535
ii	Middle, High and Higher Secondary Schools	854	17029	574929
iii	Schools for Professional and Special Education	83	1648	49046
iv	Colleges for General Education	140	5307	187667
v	Colleges for Professional and Special Education	66	3269	47228
vi	Research Institutions	9	493	3178



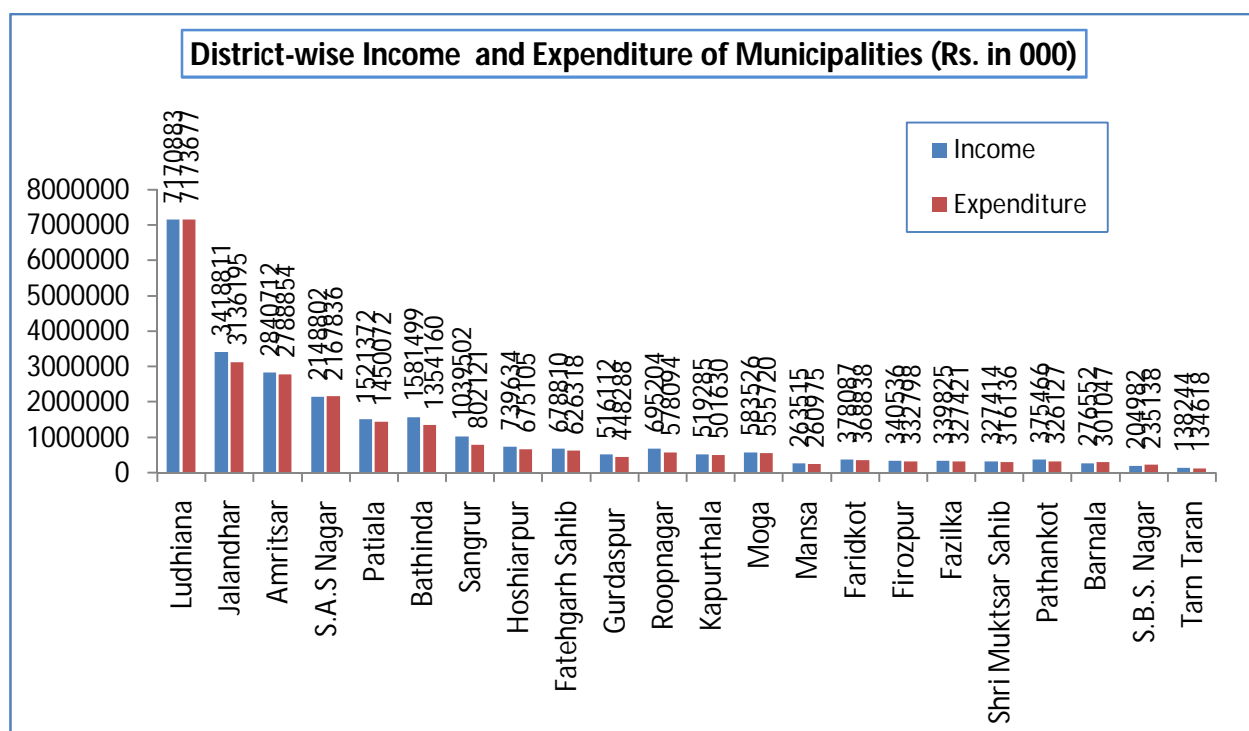
16. Among the Districts, Ludhiana has the maximum (11.75%) of Nursery/Primary schools followed by Jalandhar District (11.42%).
17. District Shri Muktsar Sahib has the lowest (0.5%) of Nursery/Primary schools.
18. Among the Districts, Jalandhar has the maximum (14.40%) of Middle/High/Higher secondary school followed by Ludhiana District (12.30%).
19. District Shri Muktsar Sahib has the lowest (0.47%) of Middle/High/Higher secondary school.

## Income and Expenditure:

20. During the year 2014-15 total income of Rs. 2609.87 crore and an expenditure of Rs 2486.11 crore was recorded for all the Municipalities of the state during the reference period.

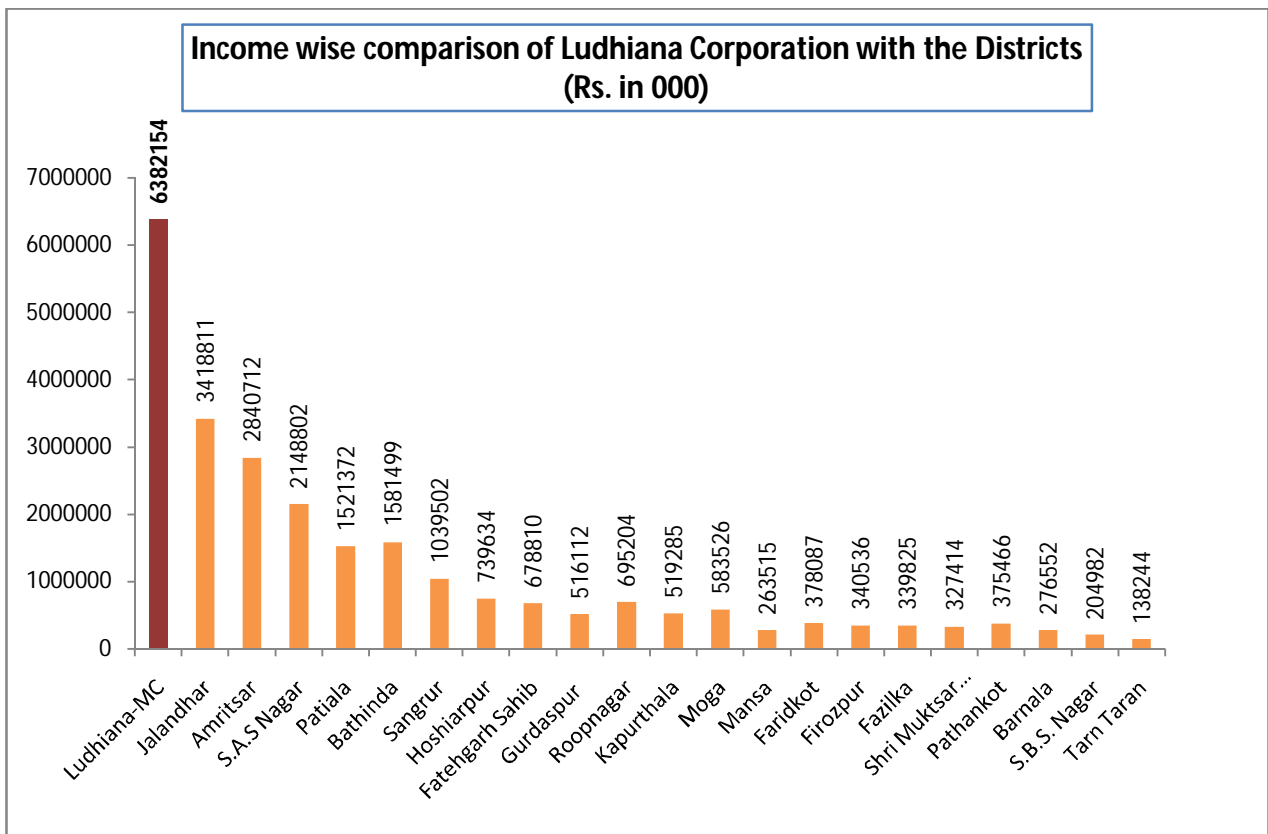
**Table 4.1 District-wise Ranking of Income and Expenditure (Rs.000)**

SN	Name of the District	Income	Expenditure
1	Ludhiana	7170883	7173677
2	Jalandhar	3418811	3136195
3	Amritsar	2840712	2788854
4	S.A.S Nagar	2148802	2167836
5	Patiala	1521372	1450072
6	Bathinda	1581499	1354160
7	Sangrur	1039502	802121
8	Hoshiarpur	739634	675105
9	Fatehgarh Sahib	678810	626318
10	Gurdaspur	516112	448288
11	Roopnagar	695204	578094
12	Kapurthala	519285	501630
13	Moga	583526	555720
14	Mansa	263515	260975
15	Faridkot	378087	368838
16	Firozpur	340536	332798
17	Fazilka	339825	327421
18	Shri Muktsar Sahib	327414	316136
19	Pathankot	375466	326127
20	Barnala	276552	301047
21	S.B.S. Nagar	204982	235138
22	Tarn Taran	138244	134618
	<b>Total</b>	<b>26098773</b>	<b>24861168</b>



21. Financial status-wise analysis of the Municipalities reveal that Ludhiana district is at first position with regard to income (Rs.717.09 crore) and expenditure (Rs 717.37 crore) and Jalandhar district is at second position with respect to its Income (Rs.341.88 crore) and expenditure (Rs 313.62 crore). Tarn Taran District has the lowest income of Rs. 13.82 crore and Expenditure Rs. 13.46 crore.

22. Ludhiana Municipal Corporation has the highest income of Rs.638.21 crore as well as expenditure Rs.636.03 crore among all the Municipal Corporations of the state followed by Jalandhar, Amritsar, Patiala, Bathinda, SAS Nagar, Moga, Hoshiarpur, Pathankot, Kapurthala and Phagwara. .Phagwara Municipal Corporation has the lowest income Rs.25.44 crore and Expenditure Rs.25.53 crore among all the municipal corporations.



23. Among the Municipalities Gobindgarh has the highest Income Rs.51.31 crore and Expenditure Rs. 45.76 crore. Kot Shamir MC has the lowest income of 0.0305 crore and Expenditure Rs.0. crore.

**Transport and Communications:**

24. Details of Transport and Communication infrastructure net work within the Municipal limits of the state is given as under:

**Table 5.1 Transport and Communication Net Work in Municipal Urban Area**

<b>SN</b>	<b>Item</b>	<b>Length (in km.)/No.</b>
<b>1</b>	<b>2</b>	<b>3</b>
<b>A</b>	<b>Surfaced Roads (Length in km.)</b>	
i	Cement Concrete Roads	4236.32
ii	Black Top Roads	8163.33
<b>B</b>	<b>Un-Surfaced Roads (Length in km.)</b>	
i	Water Bound Macadam Roads	215.86
ii	Motorable Roads	2700.56
iii	Un-Motorable Roads	480.64
<b>C</b>	<b>Communication Facilities(No.)</b>	
i	Post Offices	504
ii	Telegraph Offices	28
iii	Public Call Offices	6564

**Veterinary Facilities:**

25. Data regarding the availability of Veterinary Facilities provided in the Municipal Urban Area of the state is given as below:

**Table 6.1 Veterinary Facilities in Municipal Urban Area**

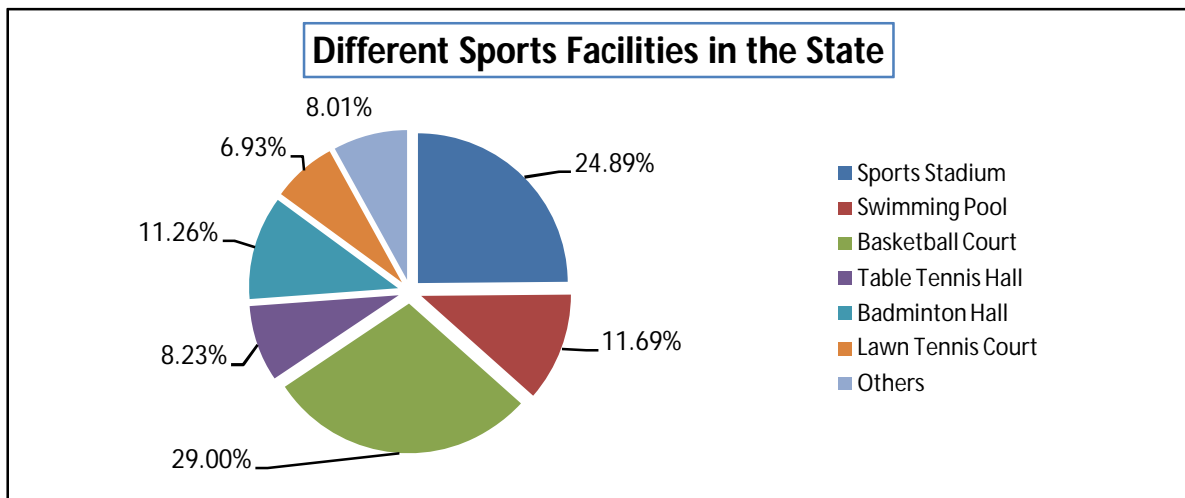
<b>SN</b>	<b>Item</b>	<b>No.</b>
<b>1</b>	<b>2</b>	<b>3</b>
i	Hospitals	153
ii	Dispensaries	31
iii	Milk Plants	34
iv	Slaughter Houses	108

**Sports Facilities:**

26. Availability of various types of sports infrastructure/facilities in Municipal Urban Area of the State is listed as below:

**Table 7.1 Sports Facilities in Municipal Urban Area**

SN	Item	No.
1	2	3
i	Sports Stadiums	115
ii	Swimming Pool Courts	54
iii	Basket Ball Courts	134
iv	Table Tennis Courts	38
v	Badminton Courts	52
vi	Lawn Tennis Courts	32

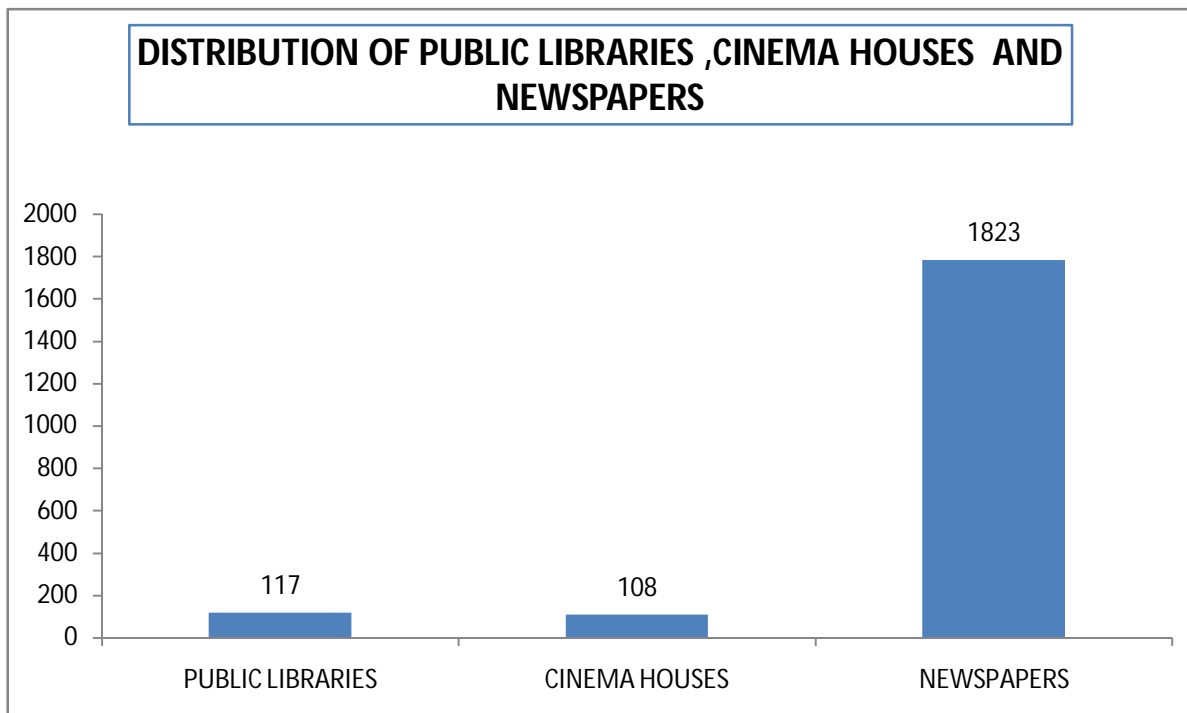


**Recreational and Cultural Facilities:**

27. Data regarding recreational net work and cultural facilities is as under:

**Table 8.1 Recreational and Cultural Facilities in Municipal Urban Area**

N	Item	No.
1	2	3
i	State Government Public Libraries	17
ii	Municipal Libraries	88
iii	Other Libraries	12
iv	Cinema Houses	108
v	Seats in Cinema Houses	73613
vi	Newspapers	1823



**Fire Fighting Services:**

28. Fire Fighting Services in Municipal Urban Area is stated as under:

**Table 9.1 Fire Services in Municipal Urban Area**

SN	Item	No.
1	2	3
i	Fire Service Stations	50
ii	Fire Service Engines and Motors in use	158
iii	Persons Employed	794
iv	Calls Attended	6019

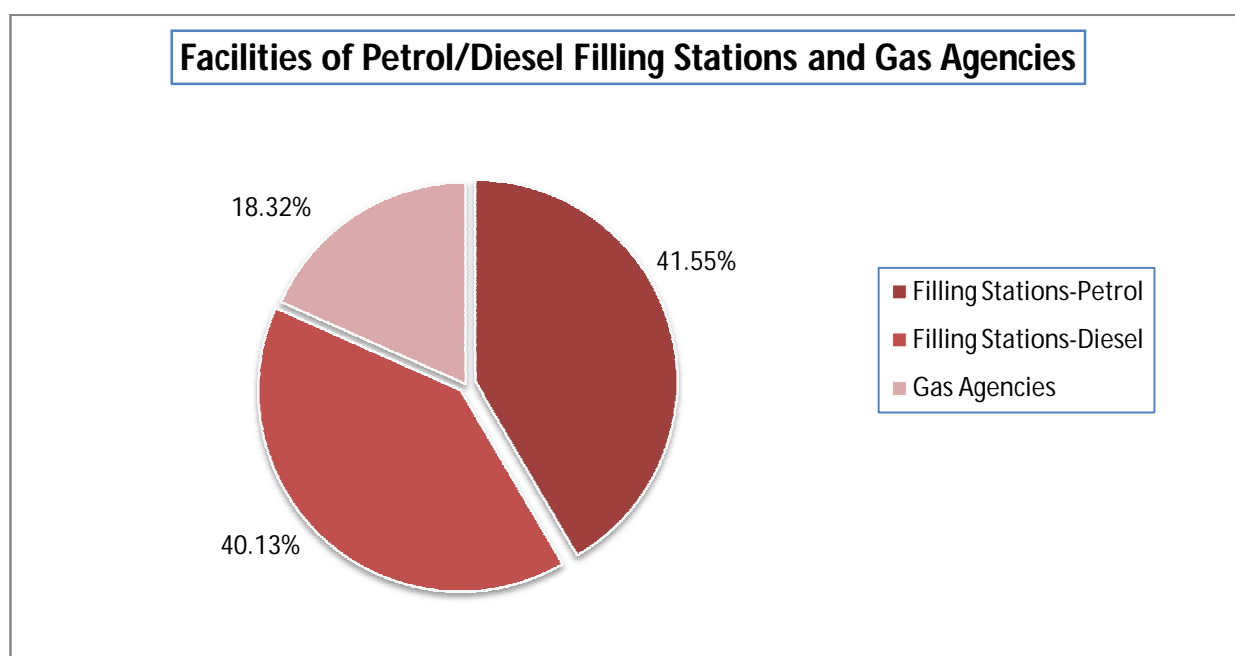
**Other Facilities:**

29. An account of other facilities available in the municipal area such as Rest Houses/Dak Bungalows, Dharamshalas, Petrol & Diesel Filling Stations, Gas Agencies / Gas Connections and Banks is as under:



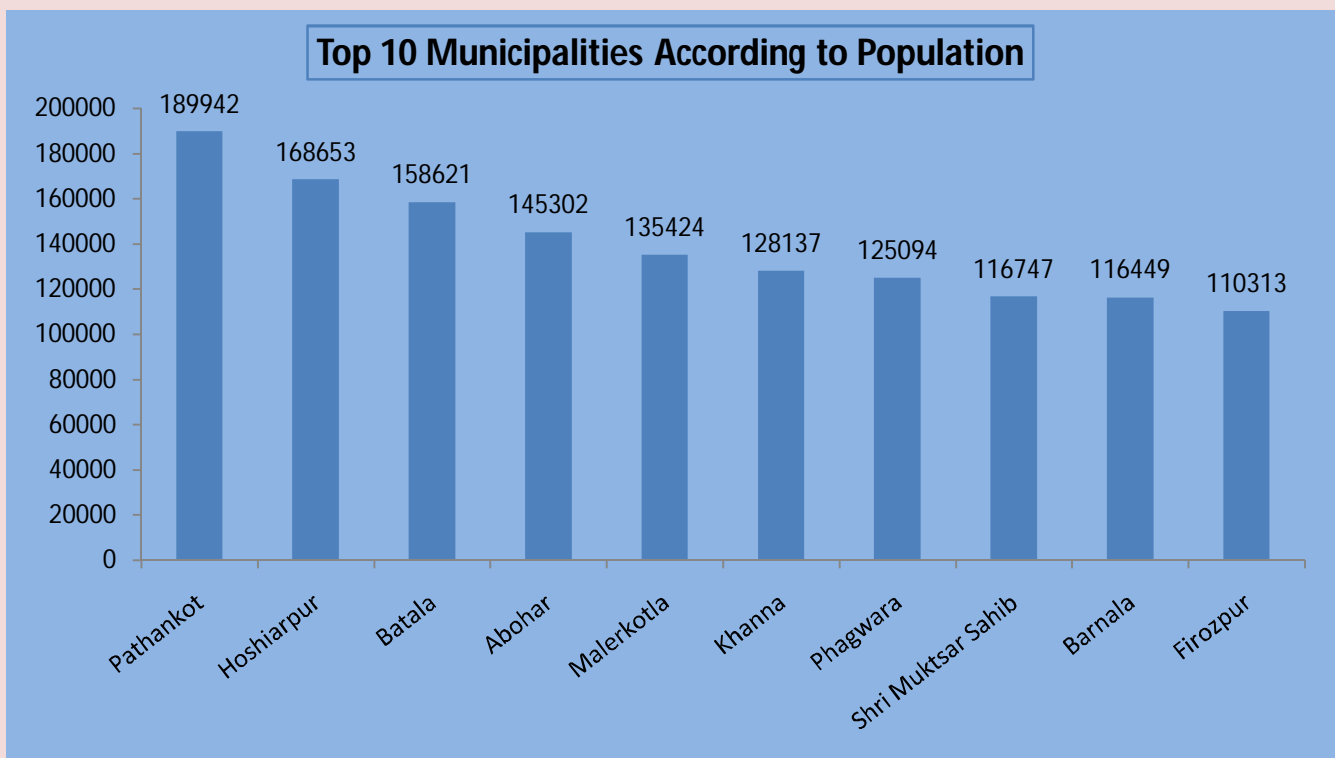
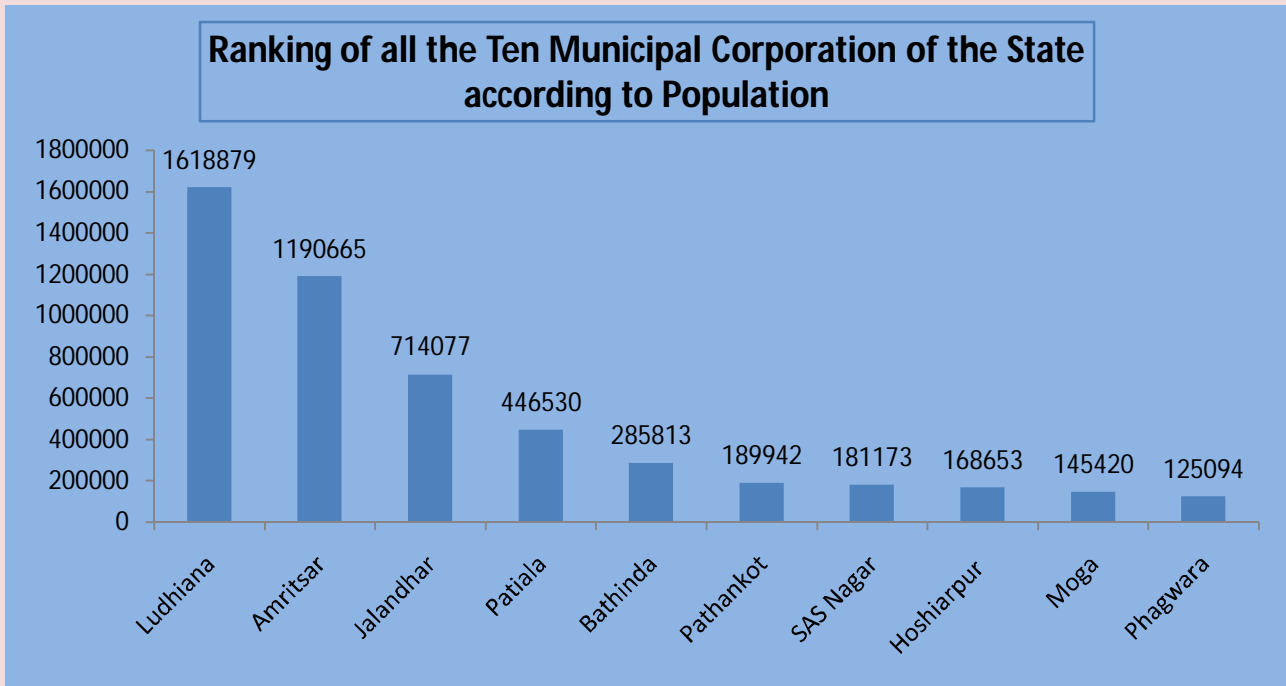
**Table 10.1 Other Facilities in Municipal Urban Area**

SN	Item	No.
1	2	3
i	Rest Houses/Dak Bungalows Run by	
	a. PWD	64
	b. Zila Parishads	23
	c. Market Committees	77
	d. Sainik Rest Houses and Others	93
ii	Govt. Dharamshalas	172
iii	Private Dharamshalas	478
iv	Petrol Filling Stations	802
v	Diesel Filling Stations	792
vi	Gas Agencies	379
vii	Gas Connections	4719481
viii	Banks	3014

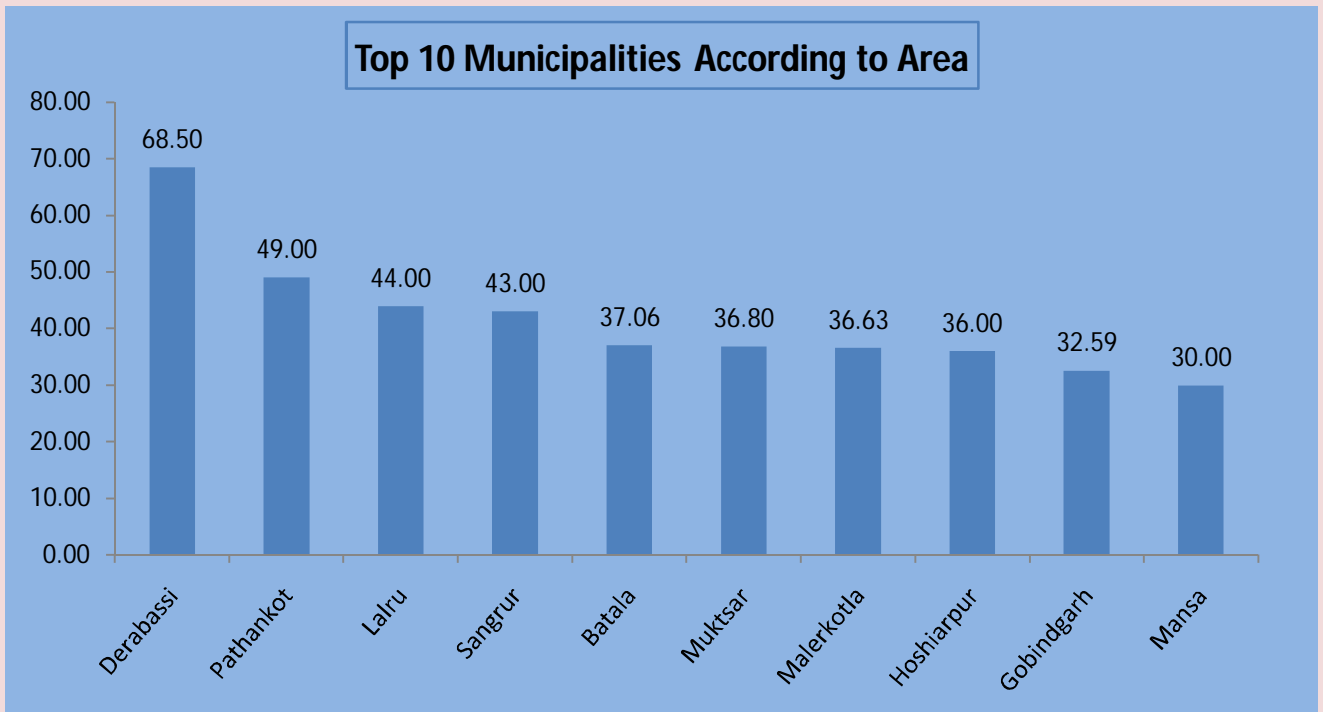
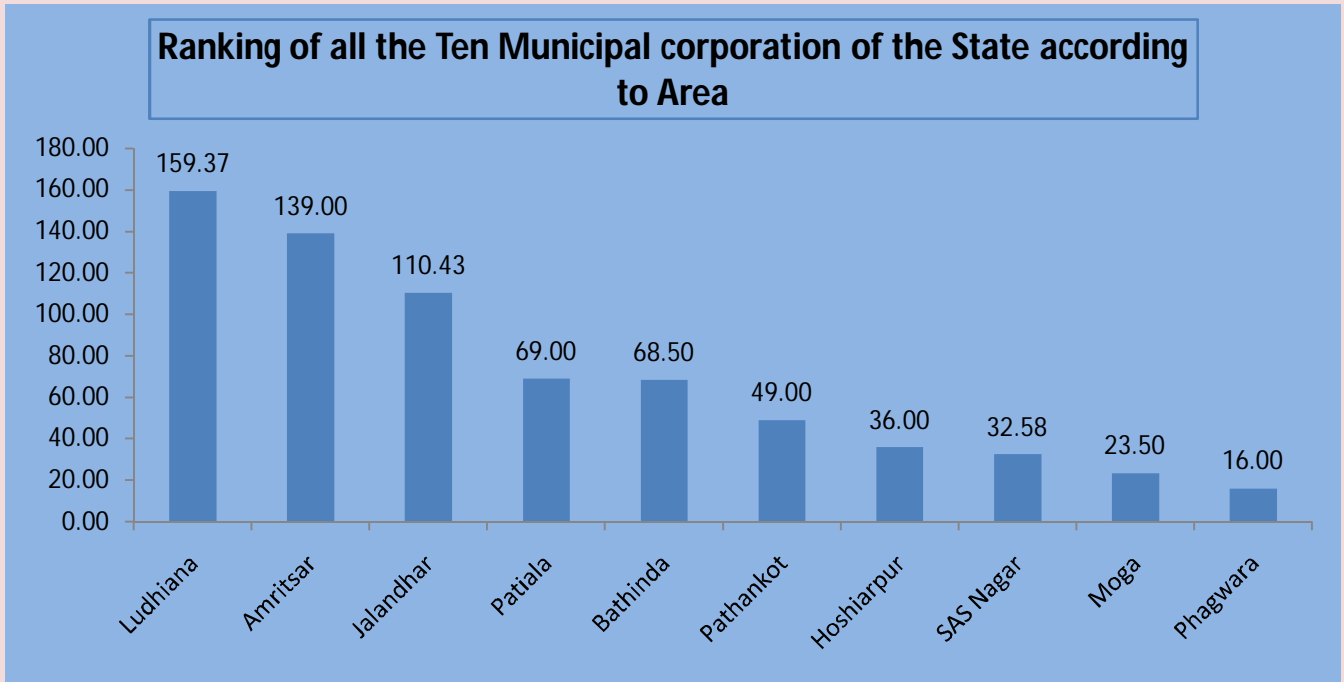


District wise overall comparison shows that district Ludhiana has the highest Area, Population, Income and Expenditure as well as highest No. of Hospitals, Nursery/Primary Schools, Cinema Houses, Fire service stations, Banks, Dak Bungalows, Dharamshalas and Petrol/Diesel Filling stations.

**Box:1 – Ranking of Municipalities/ Corporations according to Population**



**Box:2 - Ranking of Municipalities/ Corporations according to Area.**



**Geographical Position, Area and Population**  
**Table No. 1 Geographical Position, Area and Population 2014-15**

SN/ Name of the District	Name of the Municipality/ Municipal Corpn.	Latitude	Longitude	Elevation above Sea Level (Metre)	Area (sq km)	Population (2001 Census)
1/2	3	4	5	6	7	8
<b>1. Kapurthala</b>						
1	Kapurthala	31°-25'	75°-23'	228.00	21.65	98916
2	Phagwara	31°-14'	75°-46'	235.00	16.00	125094
3	Sultanpur Lodhi	31°-13'	75°-12'	214.00	10.52	16877
4	Dhilwan	31°-30'	75°-20'	232.00	9.80	8157
5	Begowal	31°-36'	75°-31'	231.00	15.90	10116
6	Bhulath	31°-32'	75°-30'	233.00	6.00	10548
7	Nadala	31°-31'	75°-28'	233.00	8.00	7240
	<b>Sub-Total</b>				<b>87.87</b>	<b>276948</b>
<b>2. Fatehgarh Sahib</b>						
1	Amloh	30°-37'	76°-14'	260.00	9.00	14619
2	Sirhind	30°-39'	76°-43'	271.00	28.40	57874
3	Gobindgarh	30°-40'	76°-18'	266.00	32.59	82362
4	Bassi Pathana	30°-35'	76°-51'	305.00	10.00	20182
5	Khamano	30°-33'	76°-63'	312.00	7.27	10128
	<b>Sub-Total</b>				<b>87.26</b>	<b>185165</b>
<b>3. Mansa</b>						
1	Mansa	29°-59'	75°-24'	215.00	30.00	82956
2	Budhlada	29°-55'	75°-34'	219.00	10.00	26172
3	Bareta	29°-51'	75°-41'	227.00	6.40	17432
4	Bhikhi	29°-56'	75°-22'	213.00	4.50	17825
5	Sardulgarh	29°-54'	75°-27'	218.00	8.00	19219
6	Boha				4.50	11415
	<b>Sub-Total</b>				<b>63.40</b>	<b>175019</b>
<b>4. Firozpur</b>						
1	Firozpur	30°-58'	70°-37'	198.25	14.00	110313
2	Talwandi Bhai	30°-52'	74°-56'	210.00	7.80	17285
3	Zira	38°-58'	74°-59'	208.00	4.05	37498
4	Guru Har Sahai	30°-42'	74°-24'	188.00	1.50	17192
5	Makhu	30°-56'	74°-56'	210.75	7.56	14658
6	Mudakki	30°-32'	74°-54'	210.00	4.00	10415
7	Malanwali khas	30°-56'	74°-56'	210.71	2.25	16183
8	Mamdot	-	-	326.00	15.50	10036
	<b>Sub-Total</b>				<b>56.66</b>	<b>233580</b>
<b>5. Ludhiana</b>						
1	Ludhiana	30°-33'	75°-27'	248.00	159.37	1618879
2	Samrala	30°-50'	76°-11'	268.00	10.82	22183
3	Khanna	30°-43'	76°-14'	264.00	26.75	128137
4	Doraha	30°-46'	76°-20'	260.00	6.00	25457
5	Jagraon	30°-47'	75°-28'	235.00	14.00	65240
6	Raikot	30°-38'	75°-28'	235.00	10.61	28734
7	Mulanpur	30°-51'	76°-41'	240.00	5.20	16356
8	Payal	30°-43'	-	-	8.53	8150
9	Machhiwara	30°-55'	76°-12'	266.00	8.50	24916
10	Maloud	-	-	-	4.00	7567
11	Sahnewal	-	-	-	5.00	22503
	<b>Sub-Total</b>				<b>258.78</b>	<b>1968122</b>
<b>6. Patiala</b>						
1	Ghagga	30°-02'	76.1	-	3.00	10162
2	Bhadson	-	-	-	3.00	7260
3	Ghanaur	-	-	-	5.50	6985
4	Nabha	30°-23'	76.09	248	21.00	67972
5	Patiala	30°-2'	76.24	250	69.00	446530
6	Patran	30°-12'	76.02	217	6.50	27963
7	Rajpura	30°-29'	76.36	219	25.00	92301
8	Samana	30°-09'	76.12	239	7.51	54463
9	Sanaur	30°-18'	76.28	252	5.50	23995
	<b>Sub-Total</b>				<b>146.01</b>	<b>737631</b>
<b>7. Amritsar</b>						
1	Amritsar	31°-38'	74°-53'	230.40	139.00	1190665
2	Jandiala	-	-	-	14.50	29232
3	Ramdass	-	-	-	2.50	6398
4	Majitha	-	-	-	6.27	14503
5	Rayya	-	-	-	10.00	25585
6	Raja Sansi	-	-	-	3.50	14298
7	Ajnala	-	-	-	7.50	21107
	<b>Sub-Total</b>				<b>183.27</b>	<b>1301788</b>

SN/ Name of the District	Name of the Municipality/ Municipal Corpn.	Latitude	Longitude	Elevation above Sea Level (Metre)	Area (sq km)	Population (2001 Census)
1/2	3	4	5	6	7	8
<b>8. Tarn Taran</b>						
1	Tarn Taran	31°-24'	74°-94'	227.23	20.00	66847
2	Patti	31°-24'	74°-94'	227.23	9.33	40976
3	Khemkaran	31°-24'	74°-94'	227.23	4.50	13446
4	Bhikhiwand				6.00	20526
	<b>Sub-Total</b>				<b>39.83</b>	<b>141795</b>
<b>9. Hoshiarpur</b>						
1	Sham Churasi	30°-31'	75°-45'	254.00	5.00	4426
2	Hoshiarpur	31°-32'	75°-55'	205.00	36.00	168653
3	Haryana	31°-38'	75°-51'	305.00	2.50	8928
4	Gardhiwal	31°-44'	75°-45'	281.00	1.00	7593
5	Garh Shankar	31°-13'	76°-09'	257.00	8.00	16955
6	Tanda	31°-40'	75°-38'	242.00	16.00	23419
7	Dasuya	31°-49'	75°-39'	247.00	17.00	25192
8	Mukerian	31°-57'	75°-37'	257.00	15.40	29841
9	Mahilpur	31°-25'	76°-03'	290.00	7.00	11360
10	Talwara			257.00	16.00	19485
	<b>Sub-Total</b>				<b>123.90</b>	<b>315852</b>
<b>10. Shaheed Bhagat Singh Nagar</b>						
1	Nawan Shehar	-	-	-	14.18	46024
2	Banga	-	-	-	16.00	20906
3	Balachaur	-	-	-	6.00	21631
4	Rahon	-	-	-	9.41	15676
	<b>Sub-Total</b>				<b>45.59</b>	<b>104237</b>
<b>11. Gurdaspur</b>						
1	Qadian	31°-49'	75°-23'	252.00	5.50	23632
2	Shri Hargobindpur	31°-52'	75°-62'	240.00	7.00	8241
3	Dina Nagar	32°-08'	75°-28'	272.00	14.36	23976
4	Batala	32°-19'	75°-17'	243.00	37.06	158621
5	Dhariwal	31°-58'	75°-19'	258.00	2.50	16772
6	Dera Baba Nanak	32°-02'	75°-62'	240.00	1.50	6394
7	Gurdaspur	32°-02'	75°-26'	266.01	10.85	77928
8	Fatehgarh Churian	31°-41'	75°-29'	248.00	3.05	13070
	<b>Sub-Total</b>				<b>81.82</b>	<b>328634</b>
<b>12. Faridkot</b>						
1	Faridkot	30°-30'	75°-30'	204.33	18.00	87695
2	Kotkapura	30°-30'	74°-50'	208.40	17.05	91979
3	Jaitu	30°-00'	74°-20'	205.00	9.00	37377
	<b>Sub-Total</b>				<b>44.05</b>	<b>217051</b>
<b>13. Shri Muktsar Sahib</b>						
1	Gidderbaha	30°-39'	74°-40'	187.96	11.92	45370
2	Bariwala	30°-12'	74°-29'	202.5	5.00	8668
3	Malout	30°-69'	74°-86'	193.94	25.00	81406
4	Shri Muktsar Sahib	30°-35'	74°-14'	202	36.80	116747
	<b>Sub-Total</b>				<b>78.72</b>	<b>252191</b>
<b>14. Moga</b>						
1	Moga	30°-49'	75°-101'	226.64	23.50	145420
2	Bagha Purana				11.38	25648
3	Dharamkot				16.00	19131
4	Nihal Singh Wala				4.00	10440
5	Badhni Kalan				6.00	6777
6	Kot Ise Khan				1.61	12908
	<b>Sub-Total</b>				<b>62.49</b>	<b>220324</b>
<b>15. Rupnagar</b>						
1	Rupnagar	30°-58'	76°-31'	-	25.00	56041
2	Morinda	30°-47'	76°-30'	282.00	3.00	24013
3	Shri Anandpur Sahib	30°-14'	76°-31'	295.00	9.00	16254
4	Nangal	31°-23'	76°-23'	354.00	18.58	48486
5	ShriChamkaur Sahib	-	-	-	13.98	13924
6	Shri Kiratpur Sahib				9.00	7528
	<b>Sub-Total</b>				<b>78.56</b>	<b>166246</b>
<b>16. Sahibzada Ajit Singh Nagar</b>						
1	S.A.S. Nagar	30°-44'	76°-43'	320.00	32.58	181173
2	Kurali	30°-51'	76°-35'	298.00	14.52	31060
3	Kharar	30°-45'	76°-39'	291.00	29.00	74589
4	Dera Bassi	30°-41'	76°-24'	246.00	68.50	50749
5	Zirakpur	-	-	-	15.30	95557
6	Naya-Gaon	-	-	-	9.00	50869
7	Banur	30°-33'	76°-43'	281.00	8.50	18775
8	Lalru	-	-	264.00	44.00	39503
	<b>Sub-Total</b>				<b>221.40</b>	<b>542275</b>

SN/ Name of the District	Name of the Municipality/ Municipal Corpn.	Latitude	Longitude	Elevation above Sea Level (Metre)	Area (sq km)	Population (2001 Census)
1/2	3	4	5	6	7	8
<b>17. Bathinda</b>						
1	Bathinda	30°-12'	74°-55'	204	68.5	285813
2	Bhucho	30°-12'	74°-05'	212	2.82	14961
3	Goniana	30°-20'	75°-57'	208	8	2744
4	Kot Fattah	30°-06'	75°-05'	221.71	7.00	7412
5	Maur	30°-04'	75°-14'	212	14.08	20553
6	Rama	30°-57'	74°-55'	201.702	9.90	22553
7	Rampura Phool	30°-15'	75°-13'	216	25.89	31849
8	Sangat	30°-05'	74°-50'	202	2.00	15208
9	Talwandi Sabo	0	0	0	17.00	51023
10	Bhagta Bhaika	0	0	0	2.5	14467
11	Kotshamir	0	0	0	0	9748
12	Lehra Mohabbat	0	0	0	0	9354
13	Nathana	0	0	0	0	10945
14	Chowke	0	0	0	0	9792
15	Rampura	0	0	0	0	7738
16	Balianwali	0	0	0	0	9354
17	Mandi Kalan	0	0	0	0	8970
18	Maluka	0	0	0	0	8194
19	Bahirupa	0	0	0	0	9098
20	Kotha Guru	0	0	0	0	6651
21	Mehraj	0	0	0	3.25	16784
	<b>Sub-Total</b>				<b>160.94</b>	<b>573211</b>
<b>18. Jalandhar</b>						
1	Adampur	31°-26'	75°-43'	245.00	8.20	17693
2	Alawalpur	31°-26'	75°-43'	240.00	1.00	7172
3	Jalandhar	31°-10'	75°-38'	237.00	110.43	714077
4	Kartarpur	31°-26'	75°-30'	234.00	10.00	25670
5	Nakodar	31°-13'	75°-47'	230.00	14.90	36973
6	Noor Mahal	31°-30'	75°-39'	236.00	6.15	14561
7	Philaur	31°-10'	75°-48'	245.00	7.50	24603
8	Shahkot	31°-50'	75°-20'	230.00	6.00	14497
9	Goraya	31°-70'	75°-46'	240.00	14.52	16466
10	Bhogpur	31°-55'	75°-63'	242.00	4.65	12815
11	Lohian Khas	-	-	-	4.00	10368
12	Mehatpur	-	-	-	2.40	11889
	<b>Sub-Total</b>				<b>189.75</b>	<b>906784</b>
<b>19. Sangrur</b>						
1	Malerkotla	30°-31'	75°-73'	247.00	36.63	135424
2	Sangrur	30°-15'	75°-51'	235.00	43.00	88043
3	Sunam	30°-07'	75°-48'	323.00	13.00	69069
4	Dhuri	30°-22'	75°-52'	240.00	13.00	55225
5	Longowal	30°-12'	75°-41'	230.00	3.25	23851
6	Ahmedgarh	30°-41'	75°-41'	247.00	8.00	31302
7	Lehragaga	29°-56'	75°-49'	227.00	8.50	22588
8	Bhiwanigarh	30°-16'	75°-02'	239.00	6.00	22320
9	Khanauri	-	-	-	5.00	14096
10	Cheema	-	-	-	2.50	11615
11	Dirba	-	-	-	2.70	16952
12	Moonak	-	-	-	5.50	18141
13	Amargarh	-	-	-	2.58	7211
	<b>Sub-Total</b>				<b>149.66</b>	<b>515837</b>
<b>20. Barnala</b>						
1	Barnala	30°-20'	75°-31'	230.00	26.00	116449
2	Tapa	30°-48'	75°-22'	220.00	5.82	23248
3	Bhadaur	30°-29'	75°-20'	225.00	8.00	18561
4	Dhanoula	30°-17'	75°-39'	227.00	7.50	19920
5	Handiaya	-	-	228.00	3.50	12507
	<b>Sub-Total</b>				<b>50.82</b>	<b>190685</b>
<b>21. Fazilka</b>						
1	Abohar	30°-09'	70°-22'	185.08	23.49	145302
2	Jalalabad	30°-26'	76°-40'	183.00	7.56	39525
3	Fazilka	30°-24'	74°-52'	179.00	10.11	76492
4	Arni Wala Sheikh Suban	30°-14'	70°-22'	177.18	16.79	9353
	<b>Sub-Total</b>				<b>57.95</b>	<b>270672</b>
<b>22. Pathankot</b>						
1	Pathankot	32°-15'	75°-37'	329.37	49.00	189942
2	sujanpur	32°-19'	75°-37'	334.00	14.00	29619
	<b>Sub-Total</b>				<b>63.00</b>	<b>219561</b>
	<b>Grand Total</b>				<b>2331.73</b>	<b>9843608</b>

**Vital and Health Statistics**  
**Table No. 2 Live Births, Deaths and Infant Deaths 2014-15**

SN/ Name of the District	Name of the Municipality/ Municipal Corpn.	No. of Live Births registered	No. of Deaths registered	No. of Infant Deaths registered
1/2	3	4	5	6
<b>1. Kapurthala</b>				
1	Kapurthala	4622	856	35
2	Phagwara	4775	1017	0
3	Sultanpur Lodhi	372	86	0
4	Dhilwan	169	58	0
5	Begowal	371	55	0
6	Bhulath	263	71	0
7	Nadala	0	0	0
	<b>Sub-Total</b>	<b>10572</b>	<b>2143</b>	<b>35</b>
<b>2. Fatehgarh Sahib</b>				
1	Amloh	947	195	7
2	Sirhind	1575	359	23
3	Gobindgarh	1470	345	3
4	Khamano	572	73	0
5	Bassi Pathana	467	142	0
	<b>Sub-Total</b>	<b>5031</b>	<b>1114</b>	<b>33</b>
<b>3. Mansa</b>				
1	Mansa	6194	619	4
2	Budhlada	2145	147	0
3	Bareta	99	112	0
4	Bhikhi	660	98	0
5	Sardulgarh	1029	141	2
6	Boha	0	0	0
	<b>Sub-Total</b>	<b>10127</b>	<b>1117</b>	<b>6</b>
<b>4. Firozpur</b>				
1	Firozpur	2415	685	17
2	Talwandi Bhai	328	115	0
3	Zira	516	201	4
4	Guru Har Sahai	864	119	0
5	Makhu	722	82	1
6	Mudakki	203	70	0
7	Malanwali khas	399	80	0
8	Mamdot	349	54	0
	<b>Sub-Total</b>	<b>5796</b>	<b>1406</b>	<b>22</b>
<b>5. Ludhiana</b>				
1	Ludhiana	45446	14423	357
2	Samrala	605	143	0
3	Khanna	4520	915	8
4	Doraha	498	374	0
5	Jagraon	5128	686	12
6	Raikot	1074	257	0
7	Mulanpur	1300	109	0
8	Payal	222	42	0
9	Machhiwara	1730	125	0
10	Maloud	567	62	0
11	Sahnewal	204	107	0
	<b>Sub-Total</b>	<b>61294</b>	<b>17243</b>	<b>377</b>
<b>6. Patiala</b>				
1	Ghagga	98	52	0
2	Bhadson	111	41	0
3	Ghanaur	22	40	0
4	Nabha	2015	601	2
5	Patiala	13112	4130	8
6	Patran	686	137	1
7	Rajpura	3273	638	4
8	Samana	1267	306	2
9	Sanaur	61	143	0
	<b>Sub-Total</b>	<b>20645</b>	<b>6088</b>	<b>17</b>
<b>7. Amritsar</b>				
1	Amritsar	28920	15277	102
2	Jandiala	805	196	0
3	Ramdas	87	51	0
4	Majitha	397	81	0
5	Rayya	278	76	1
6	Raja Sansi	418	84	2
7	Ajnala	1365	132	0
	<b>Sub-Total</b>	<b>32270</b>	<b>15897</b>	<b>105</b>

SN/ Name of the District	Name of the Municipality/ Municipal Corpn.	No. of Live Births registered	No. of Deaths registered	No. of Infant Deaths registered
1/2	3	4	5	6
<b>8. Tarn Taran</b>				
1	Tarn Taran	3340	750	0
2	Patti	1951	321	0
3	Khemkaran	701	90	0
4	Bhikhiwind	1069	116	0
	<b>Sub-Total</b>	<b>7061</b>	<b>1277</b>	<b>0</b>
<b>9. Hoshiarpur</b>				
1	Sham Churasi	154	44	2
2	Hoshiarpur	7965	1990	49
3	Haryana	79	60	0
4	Gardhiwal	41	57	0
5	Garh Shankar	440	103	0
6	Tanda	1115	209	0
7	Dasuya	1320	173	1
8	Mukerian	2504	381	2
9	Mahilpur	82	65	0
10	Talwara	46	95	0
	<b>Sub-Total</b>	<b>13746</b>	<b>3177</b>	<b>54</b>
<b>10. Shaheed Bhagat Singh Nagar</b>				
1	Nawan Shehar	4128	427	7
2	Banga	2158	217	4
3	Balachaur	1781	135	0
4	Rahon	95	117	1
	<b>Sub-Total</b>	<b>8162</b>	<b>896</b>	<b>12</b>
<b>11. Gurdaspur</b>				
1	Qadian	200	50	0
2	Shri Hargobindpur	168	47	2
3	Dina Nagar	1446	147	0
4	Batala	7219	1172	2
5	Dhariwal	654	147	0
6	Dera Baba Nanak	115	30	0
7	Gurdaspur	2983	580	0
8	Fatehgarh Churian	869	91	1
	<b>Sub-Total</b>	<b>13654</b>	<b>2264</b>	<b>5</b>
<b>12. Faridkot</b>				
1	Faridkot	2823	730	1
2	Kotkapura	3321	752	0
3	Jaitu	871	330	1
	<b>Sub-Total</b>	<b>7015</b>	<b>1812</b>	<b>2</b>
<b>13. Shri Muktsar Sahib</b>				
1	Gidderbaha	1220	309	2
2	Bariwala	95	49	0
3	Malout	7304	964	4
4	Shri Muktsar Sahib	6179	811	0
	<b>Sub-Total</b>	<b>14798</b>	<b>2133</b>	<b>6</b>
<b>14. Moga</b>				
1	Dharamkot	683	156	0
2	Badhni Kalan	375	83	1
3	Bagha Purana	214	174	1
4	Moga	11349	1418	37
5	Nihal Singh Wala	696	75	0
6	Kot Ise Khan	522	94	4
	<b>Sub-Total</b>	<b>13839</b>	<b>2000</b>	<b>43</b>
<b>15. Rupnagar</b>				
1	Rupnagar	2816	317	29
2	Morinda	119	148	0
3	Shri Anandpur Sahib	1549	138	24
4	Nangal	2230	395	8
5	Chamkaur Sahib	38	62	0
6	Shri Kiratpur Sahib	0	0	0
	<b>Sub-Total</b>	<b>6752</b>	<b>1060</b>	<b>61</b>
<b>16. Sahibzada Ajit Singh Nagar</b>				
1	S.A.S. Nagar	2394	2629	0
2	Kurali	534	180	4
3	Kharar	1758	413	2
4	Dera Bassi	1796	138	0
5	Zirakpur	898	351	0
6	Naya-Gaon	13	90	0
7	Banur	753	110	0
8	Lalru	54	200	0
	<b>Sub-Total</b>	<b>8200</b>	<b>4111</b>	<b>6</b>



SN/ Name of the District	Name of the Municipality/ Municipal Corpn.	No. of Live Births registered	No. of Deaths registered	No. of Infant Deaths registered
1/2	3	4	5	6
<b>17. Bathinda</b>				
1	Bathinda	11742	2541	9
2	Bhucho	512	77	0
3	Goniana	783	87	0
4	Kot Fattah	17	48	0
5	Maur	940	205	0
6	Rama	179	148	0
7	Rampura Phool	1786	372	5
8	Sangat	389	22	0
9	Talwandi Sabo	560	99	1
10	Bhgta	160	65	0
11	Kot Shamir	0	0	0
12	Lehra Mohabbat	0	0	0
13	Nathana	0	0	0
14	Chowke	0	0	0
15	Rampura	0	0	0
16	Balianwali	0	0	0
17	Mandi Kalan	0	0	0
18	Maluka	0	0	0
19	Bhai Rupa	0	0	0
20	Kotha Guru	0	0	0
21	Mehraj	0	0	0
	<b>Sub-Total</b>	<b>17068</b>	<b>3664</b>	<b>15</b>
<b>18. Jalandhar</b>				
1	Adampur	1138	180	3
2	Alawalpur	175	106	95
3	Jalandhar	22602	9565	466
4	Kartarpur	597	195	0
5	Nakodar	2977	344	35
6	Noor Mahal	84	93	0
7	Philaur	1014	202	24
8	Shahkot	430	140	0
9	Goraya	110	129	0
10	Bhogpur	373	98	0
11	Lohian Khas	546	58	0
12	Mehatpur	12	12	0
	<b>Sub-Total</b>	<b>30058</b>	<b>11122</b>	<b>623</b>
<b>19. Sangrur</b>				
1	Malerkotla	2775	729	4
2	Sangrur	6604	732	24
3	Sunam	2212	442	0
4	Dhuri	540	361	3
5	Longowal	309	114	0
6	Ahmedgarh	1001	299	0
7	Lehragaga	625	124	0
8	Bhiwanigarh	515	147	0
9	Khanauri	519	94	0
10	Cheema	120	75	0
11	Dirba	288	90	0
12	Moonak	129	102	0
13	Amargarh	71	23	0
	<b>Sub-Total</b>	<b>15708</b>	<b>3332</b>	<b>31</b>
<b>20. Barnala</b>				
1	Barnala	5284	869	6
2	Tapa	546	131	4
3	Bhadaur	372	139	0
4	Dhanoula	250	127	0
5	Handiaya	55	65	0
	<b>Sub-Total</b>	<b>6507</b>	<b>1331</b>	<b>10</b>
<b>21. Fazilka</b>				
1	Abohar	6268	911	17
2	Jalalabad	1766	225	225
3	Fazilka	3998	0	0
4	Arni WALA Sheiks Suban	0	0	0
	<b>Sub-Total</b>	<b>12032</b>	<b>1136</b>	<b>242</b>
<b>22. Pathankot</b>				
1	Pathankot	7100	1171	0
2	sujanpur	854	192	0
	<b>Sub-Total</b>	<b>7954</b>	<b>1363</b>	<b>0</b>
	<b>Grand Total</b>	<b>328289</b>	<b>85686</b>	<b>1705</b>

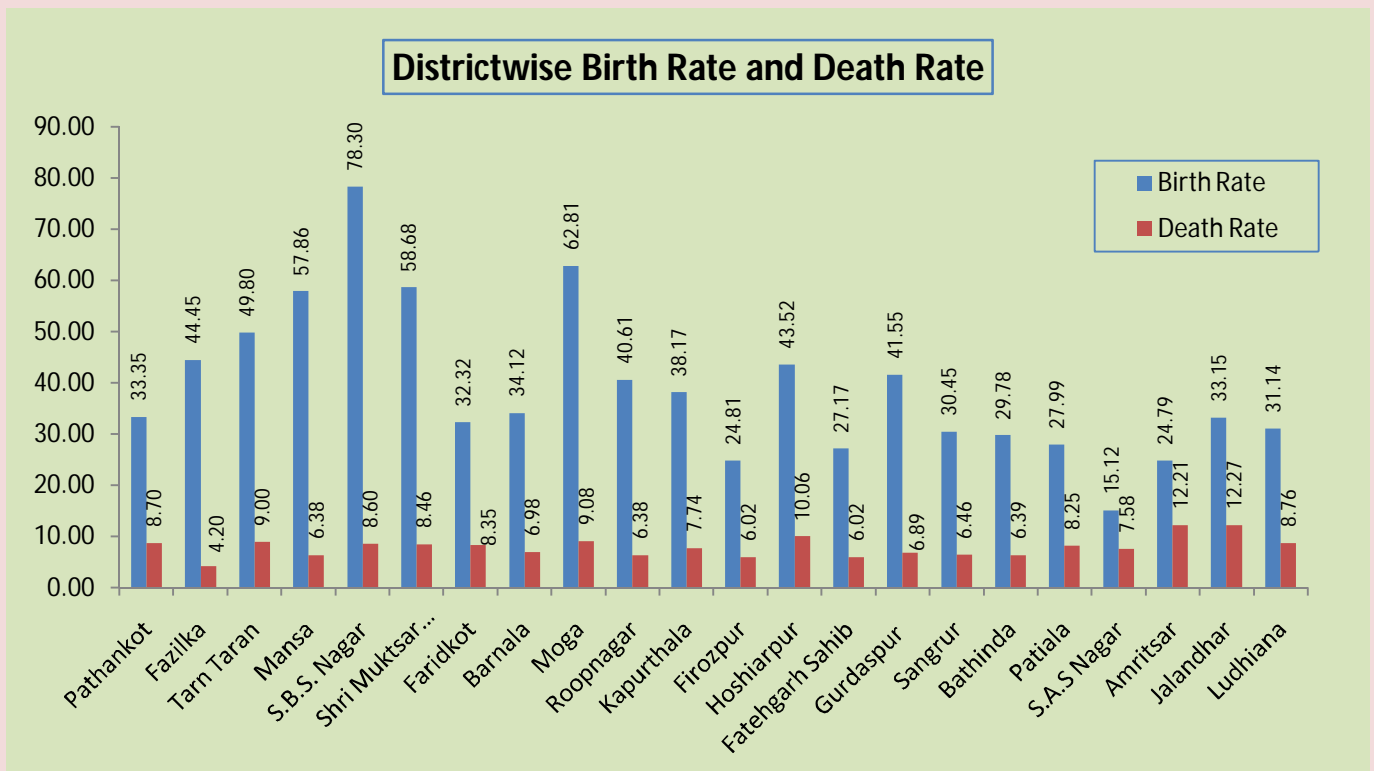
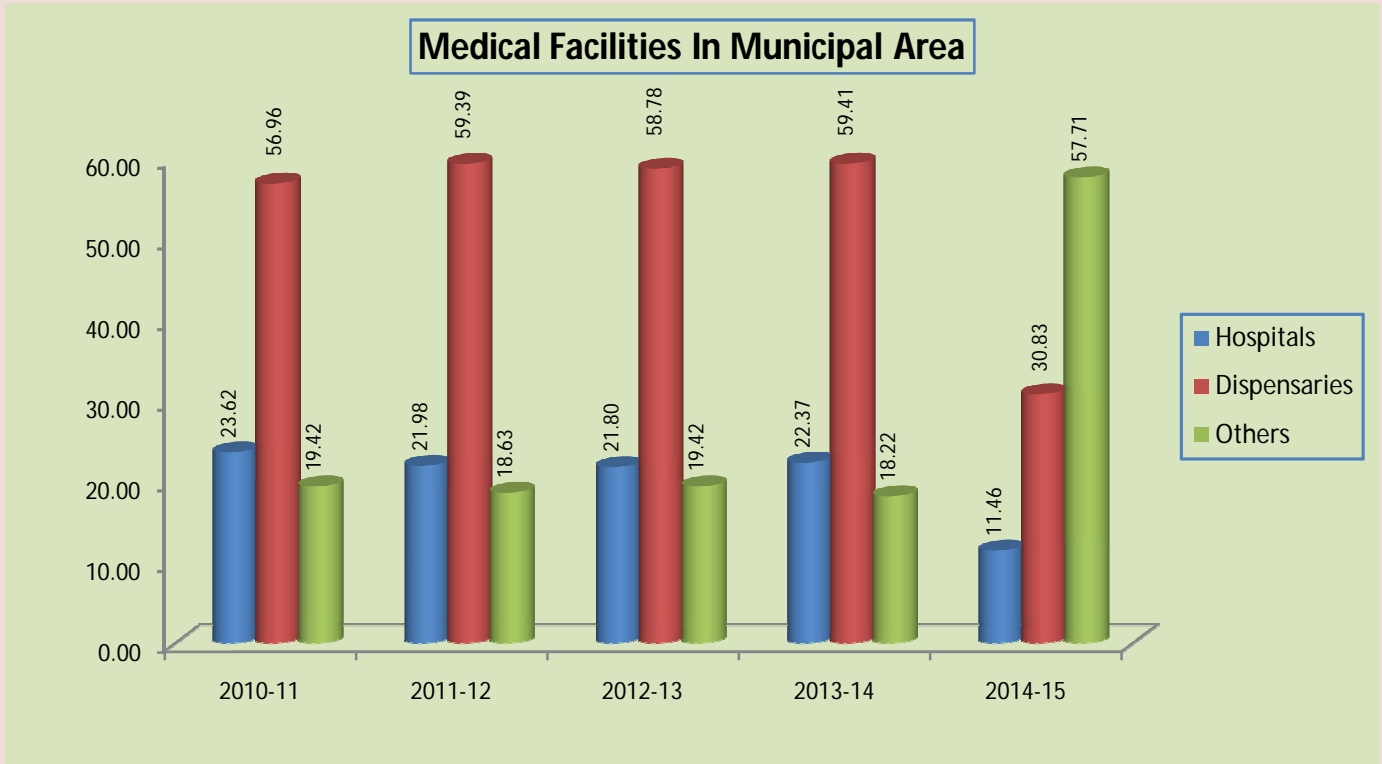
**Vital and Health Statistics**  
**Table No. 3 Number of Deaths by Causes 2014-15**

SN/ Name of the District	Name of the Municipality/ Municipal Corpn.	Number of Deaths due to								
		Cholera	Fever	Dysentery & Diarrhoea	Tuber-culosis	Heart Diseases	Cancer	Accidents	Other Causes	Total
1/2	3	4	5	6	7	8	9	10	11	12
<b>1. Kapurthala</b>										
1	Kapurthala	0	0	0	8	180	7	55	606	856
2	Phagwara	0	0	0	4	350	10	24	629	1017
3	Sultanpur Lodhi	0	8	0	0	25	0	5	48	86
4	Dhilwan	0	2	0	0	35	2	6	13	58
5	Begowal	0	0	0	0	5	0	2	48	55
6	Bhulath	0	0	0	0	6	0	2	63	71
7	Nadala	0	0	0	0	0	0	0	0	0
	<b>Sub-Total</b>	<b>0</b>	<b>10</b>	<b>0</b>	<b>12</b>	<b>601</b>	<b>19</b>	<b>94</b>	<b>1407</b>	<b>2143</b>
<b>2. Fatehgarh Sahib</b>										
1	Amloh	0	0	0	0	0	0	0	195	195
2	Sirhind	0	13	0	2	95	9	37	203	359
3	Gobindgarh	0	15	0	5	101	0	0	224	345
4	Kahamano	0	0	0	0	38	0	7	28	73
5	Bassi Pathana	2	0	0	0	35	4	0	101	142
	<b>Sub-Total</b>	<b>2</b>	<b>28</b>	<b>0</b>	<b>7</b>	<b>269</b>	<b>13</b>	<b>44</b>	<b>751</b>	<b>1114</b>
<b>3. Mansa</b>										
1	Mansa	2	8	0	12	39	9	5	544	619
2	Budhlada	1	10	2	2	25	9	18	80	147
3	Bareta	0	0	0	0	0	7	6	99	112
4	Bhikhi	0	0	0	1	37	5	3	52	98
5	Sardulgarh	0	0	0	0	42	3	1	95	141
6	Boha	0	0	0	0	0	0	0	0	0
	<b>Sub-Total</b>	<b>3</b>	<b>18</b>	<b>2</b>	<b>15</b>	<b>143</b>	<b>33</b>	<b>33</b>	<b>870</b>	<b>1117</b>
<b>4. Firozpur</b>										
1	Firozpur	8	27	0	0	109	19	55	467	685
2	Talwandi Bhai	0	12	0	0	26	15	7	55	115
3	Zira	0	0	0	0	1	3	6	191	201
4	Guru Har Sahai	0	0	0	1	38	4	2	74	119
5	Makhu	0	8	6	0	43	5	3	17	82
6	Mudakki	0	1	0	0	1	5	2	61	70
7	Malanwali khas	0	2	2	2	40	5	5	24	80
	Mamdot	0	2	0	2	18	4	2	26	54
	<b>Sub-Total</b>	<b>8</b>	<b>52</b>	<b>8</b>	<b>5</b>	<b>276</b>	<b>60</b>	<b>82</b>	<b>915</b>	<b>1406</b>
<b>5. Ludhiana</b>										
1	Ludhiana	0	0	0	0	8548	66	163	5646	14423
2	Samrala	0	0	0	0	37	3	1	102	143
3	Khanna	0	7	2	2	186	16	203	499	915
4	Doraha	0	10	18	0	290	30	26	0	374
5	Jagraon	0	187	0	7	157	9	103	223	686
6	Raikot	10	50	40	30	50	15	5	57	257
7	Mulanpur	0	3	0	0	30	7	2	67	109
8	Payal	0	0	0	0	14	4	0	24	42
9	Machhiwara	0	5	0	12	32	8	19	49	125
10	Maloud	0	0	0	0	12	0	0	50	62
11	Sahnewal	0	0	0	0	13	5	9	80	107
	<b>Sub-Total</b>	<b>10</b>	<b>262</b>	<b>60</b>	<b>51</b>	<b>9369</b>	<b>163</b>	<b>531</b>	<b>6797</b>	<b>17243</b>
<b>6. Patiala</b>										
1	Ghagga	0	0	0	0	3	2	2	45	52
2	Bhadson	1	2	3	0	6	0	8	21	41
3	Ghanaur	0	0	0	0	3	3	4	30	40
4	Nabha	0	12	0	25	165	25	16	358	601
5	Patiala	5	28	0	35	1168	38	431	2425	4130
6	Patran	0	0	5	0	26	0	2	104	137
7	Rajpura	0	4	0	0	52	32	28	522	638
8	Samana	2	10	0	1	60	26	38	169	306
9	Sanaur	2	2	1	1	10	9	0	118	143
	<b>Sub-Total</b>	<b>10</b>	<b>58</b>	<b>9</b>	<b>62</b>	<b>1493</b>	<b>135</b>	<b>529</b>	<b>3792</b>	<b>6088</b>
<b>7. Amritsar</b>										
1	Amritsar	2	67	27	39	4248	69	228	10597	15277
2	Jandiala	4	12	2	0	97	8	4	69	196
3	Ramdas	1	2	3	1	29	3	1	11	51
4	Majitha	1	6	2	0	32	4	10	26	81
5	Rayya	0	14	1	1	36	5	8	11	76
6	Raja Sansi	0	17	0	0	21	0	9	37	84
7	Ajnala	0	0	0	0	87	0	0	45	132
	<b>Sub-Total</b>	<b>8</b>	<b>118</b>	<b>35</b>	<b>41</b>	<b>4550</b>	<b>89</b>	<b>260</b>	<b>10796</b>	<b>15897</b>

SN/ Name of the District	Name of the Municipality/ Municipal Corpn.	Number of Deaths due to								
		Cholera	Fever	Dysentery & Diarrhoea	Tuber-culosis	Heart Diseases	Cancer	Accidents	Other Causes	Total
1/2	3	4	5	6	7	8	9	10	11	12
<b>8. Tarn Taran</b>										
1	Tarn Taran	35	18	27	0	175	85	235	175	750
2	Patti	0	0	2	0	205	7	6	101	321
3	Khemkaran	0	8	0	0	60	1	0	21	90
4	Bhikhiwind	0	2	0	0	70	10	20	14	116
	<b>Sub-Total</b>	<b>35</b>	<b>28</b>	<b>29</b>	<b>0</b>	<b>510</b>	<b>103</b>	<b>261</b>	<b>311</b>	<b>1277</b>
<b>9. Hoshiarpur</b>										
1	Sham Churasi	0	0	0	0	11	4	0	29	44
2	Hoshiarpur	0	38	49	0	194	1676	0	33	1990
3	Haryana	0	5	8	0	30	1	3	13	60
4	Gardhiwal	0	0	0	0	5	0	0	52	57
5	Garh Shankar	17	28	17	0	38	3	0	0	103
6	Tanda	0	15	0	0	69	0	10	115	209
7	Dasuya	2	11	4	2	63	9	17	65	173
8	Mukerian	0	3	5	0	27	2	20	324	381
9	Mahilpur	1	1	1	0	23	2	5	32	65
10	Talwara	15	5	10	0	39	12	0	14	95
	<b>Sub-Total</b>	<b>35</b>	<b>106</b>	<b>94</b>	<b>2</b>	<b>499</b>	<b>1709</b>	<b>55</b>	<b>677</b>	<b>3177</b>
<b>10. Shaheed Bhagat Singh Nagar</b>										
1	Nawan Shehar	0	5	8	2	95	12	5	300	427
2	Banga	0	7	0	0	70	4	8	128	217
3	Balachaur	1	0	0	0	18	0	1	115	135
4	Rahon	0	0	0	0	86	6	5	20	117
	<b>Sub-Total</b>	<b>1</b>	<b>12</b>	<b>8</b>	<b>2</b>	<b>269</b>	<b>22</b>	<b>19</b>	<b>563</b>	<b>896</b>
<b>11. Gurdaspur</b>										
1	Qadian	0	5	0	0	0	0	20	25	50
2	Shri Hargobindpur	3	10	5	5	7	0	3	14	47
3	Dina Nagar	0	0	0	2	43	4	3	95	147
4	Batala	0	3	2	4	301	6	22	834	1172
5	Dhariwal	3	4	3	2	50	4	4	77	147
6	Dera Baba Nanak	0	0	0	0	6	0	18	6	30
7	Gurdaspur	0	10	0	0	50	0	300	220	580
8	Fatehgarh Churian	0	0	10	0	0	0	40	41	91
	<b>Sub-Total</b>	<b>6</b>	<b>32</b>	<b>20</b>	<b>13</b>	<b>457</b>	<b>14</b>	<b>410</b>	<b>1312</b>	<b>2264</b>
<b>12. Faridkot</b>										
1	Faridkot	0	2	1	0	60	67	57	543	730
2	Kotkapura	0	1	1	2	105	29	17	597	752
3	Jaitu	0	1	1	1	41	19	20	247	330
	<b>Sub-Total</b>	<b>0</b>	<b>4</b>	<b>3</b>	<b>3</b>	<b>206</b>	<b>115</b>	<b>94</b>	<b>1387</b>	<b>1812</b>
<b>13. Shri Muktsar Sahib</b>										
1	Gidderbaha	-	1	-	4	111	23	15	155	309
2	Bariwala	2	9	3	2	18	8	4	5	49
3	Malout	-	0	0	5	124	11	19	805	964
4	Shri Muktsar Sahib	-	0	0	8	74	29	25	675	811
	<b>Sub-Total</b>	<b>2</b>	<b>9</b>	<b>3</b>	<b>15</b>	<b>216</b>	<b>48</b>	<b>48</b>	<b>1485</b>	<b>2133</b>
<b>14. Moga</b>										
1	Dharamkot	0	9	1	1	84	10	8	43	156
2	Badhni Kalan	3	2	0	0	29	2	0	47	83
3	Bagha Purana	0	7	1	1	97	9	6	53	174
4	Moga	0	0	0	0	675	49	55	639	1418
5	Nihal Singh Wala	2	0	0	0	0	0	4	69	75
6	Kot Ise Khan	0	7	0	3	53	2	11	18	94
	<b>Sub-Total</b>	<b>5</b>	<b>25</b>	<b>2</b>	<b>5</b>	<b>938</b>	<b>72</b>	<b>84</b>	<b>869</b>	<b>2000</b>
<b>15. Rupnagar</b>										
1	Rupnagar	0	3	0	6	96	2	62	148	317
2	Morinda	6	15	3	5	78	22	11	8	148
3	Shri Anandpur Sahib	0	1	2	1	45	5	12	72	138
4	Nangal	6	8	7	1	60	17	19	277	395
5	Chamkaur Sahib	0	1	0	0	33	5	2	21	62
6	Shri Kiratpur	0	0	0	0	0	0	0	0	0
	<b>Sub-Total</b>	<b>12</b>	<b>28</b>	<b>12</b>	<b>13</b>	<b>312</b>	<b>51</b>	<b>106</b>	<b>526</b>	<b>1060</b>
<b>16. Sahibzada Ajit Singh Nagar</b>										
1	S.A.S. Nagar	0	4	0	8	1217	96	24	1280	2629
2	Kurali	26	0	0	0	55	11	11	77	180
3	Kharar	7	21	3	4	42	15	11	310	413
4	Dera Bassi	0	0	0	2	18	0	8	110	138
5	Zirakpur	0	5	15	23	55	10	3	240	351
6	Naya-Gaon	0	18	0	3	22	2	15	30	90
7	Banur	0	32	1	0	35	11	19	12	110
8	Lalru	0	0	0	1	12	8	23	156	200
	<b>Sub-Total</b>	<b>33</b>	<b>80</b>	<b>19</b>	<b>41</b>	<b>1456</b>	<b>153</b>	<b>114</b>	<b>2215</b>	<b>4111</b>

SN/ Name of the District	Name of the Municipality/ Municipal Corpn.	Number of Deaths due to								
		Cholera	Fever	Dysentery & Diarrhoea	Tuber-culosis	Heart Diseases	Cancer	Accidents	Other Causes	Total
1/2	3	4	5	6	7	8	9	10	11	12
<b>17. Bathinda</b>										
1	Bathinda	0	0	0	9	1782	70	41	639	2541
2	Bhucho	0	0	0	5	26	5	4	37	77
3	Goniana	0	2	0	0	35	5	1	44	87
4	Kot Fattah	1	0	0	0	7	2	3	35	48
5	Maur	0	0	0	2	21	2	13	167	205
6	Rama	0	0	0	0	28	12	4	104	148
7	Rampura Phool	0	0	0	4	42	3	25	298	372
8	Sangat	0	0	0	0	1	2	1	18	22
9	Talwandi Sabo	0	0	0	3	32	10	9	45	99
10	Bhgta	0	2	0	0	25	4	3	31	65
11	Kot Shamir	0	0	0	0	0	0	0	0	0
12	Lehra Mohabbat	0	0	0	0	0	0	0	0	0
13	Nathana	0	0	0	0	0	0	0	0	0
14	Chowke	0	0	0	0	0	0	0	0	0
15	Rampura	0	0	0	0	0	0	0	0	0
16	Balianwali	0	0	0	0	0	0	0	0	0
17	Mandi Kalan	0	0	0	0	0	0	0	0	0
18	Maluka	0	0	0	0	0	0	0	0	0
19	Bhai Rupa	0	0	0	0	0	0	0	0	0
20	Kotha Guru	0	0	0	0	0	0	0	0	0
21	Mehraj	0	0	0	0	0	0	0	0	0
	<b>Sub-Total</b>	<b>1</b>	<b>4</b>	<b>0</b>	<b>23</b>	<b>1999</b>	<b>115</b>	<b>104</b>	<b>1418</b>	<b>3664</b>
<b>18. Jalandhar</b>										
1	Adampur	1	23	4	0	29	49	14	60	180
2	Alawalpur	0	0	0	0	32	7	15	52	106
3	Jalandhar	0	7	0	15	1768	69	138	7568	9565
4	Kartarpur	0	5	0	5	19	4	4	158	195
5	Nakodar	0	0	0	19	127	6	8	184	344
6	Noor Mahal	0	8	0	1	32	4	0	48	93
7	Philaur	0	18	0	1	62	17	17	87	202
8	Shahkot	0	0	0	1	96	2	3	38	140
9	Goraya	0	5	2	5	58	6	16	37	129
10	Bhogpur	0	2	0	0	43	2	6	45	98
11	Lohian Khas	0	0	0	0	11	0	4	43	58
12	Mehatpur	0	0	0	0	5	0	2	5	12
	<b>Sub-Total</b>	<b>1</b>	<b>68</b>	<b>6</b>	<b>47</b>	<b>2282</b>	<b>166</b>	<b>227</b>	<b>8325</b>	<b>11122</b>
<b>19. Sangrur</b>										
1	Malerkotla	0	39	5	14	198	26	14	433	729
2	Sangrur	0	0	2	5	118	27	31	549	732
3	Sunam	0	10	0	2	119	14	12	285	442
4	Dhuri	0	0	0	7	120	10	16	208	361
5	Longowal	0	3	0	5	42	7	3	54	114
6	Ahmedgarh	0	20	0	0	80	2	5	192	299
7	Lehragaga	0	2	0	1	98	7	3	13	124
8	Bhiwanigarh	0	4	0	6	45	12	16	64	147
9	Khanauri	0	1	1	2	13	1	4	72	94
10	Cheema	0	1	0	0	19	6	0	49	75
11	Dirba	0	1	0	2	52	6	6	23	90
12	Moonak	2	3	0	2	8	2	2	83	102
13	Amargarh	0	1	0	0	4	4	6	8	23
	<b>Sub-Total</b>	<b>2</b>	<b>85</b>	<b>8</b>	<b>46</b>	<b>916</b>	<b>124</b>	<b>118</b>	<b>2033</b>	<b>3332</b>
<b>20. Barnala</b>										
1	Barnala	14	117	52	25	189	31	53	388	869
2	Tapa	0	5	0	0	4	2	7	113	131
3	Bhadaur	0	8	0	0	40	13	0	78	139
4	Dhanoula	0	3	0	0	40	2	3	79	127
5	Handiaya	0	2	0	1	13	4	0	45	65
	<b>Sub-Total</b>	<b>14</b>	<b>135</b>	<b>52</b>	<b>26</b>	<b>286</b>	<b>52</b>	<b>63</b>	<b>703</b>	<b>1331</b>
<b>21. Fazilka</b>										
1	Abohar	0	48	0	44	248	0	94	477	911
2	Jalalabad	0	0	0	0	105	6	4	110	225
3	Fazilka	0	0	0	0	0	0	0	0	0
4	Arni Wala Sheikh Suban	0	0	0	0	0	0	0	0	0
	<b>Sub-Total</b>	<b>0</b>	<b>48</b>	<b>0</b>	<b>44</b>	<b>353</b>	<b>6</b>	<b>98</b>	<b>587</b>	<b>1136</b>
<b>22. Pathankot</b>										
1	Pathankot	273	271	119	21	392	39	17	39	1171
2	sujanpur	2	9	14	6	27	7	3	124	192
	<b>Sub-Total</b>	<b>275</b>	<b>280</b>	<b>133</b>	<b>27</b>	<b>419</b>	<b>46</b>	<b>20</b>	<b>163</b>	<b>1363</b>
	<b>Grand Total</b>	<b>463</b>	<b>1490</b>	<b>503</b>	<b>500</b>	<b>27819</b>	<b>3308</b>	<b>3394</b>	<b>47902</b>	<b>85686</b>

### Box:3- Medical facilities in Municipal Areas



**Vital and Health Statistics**  
**Table No. 4 No. of Allopathic Hospitals, Dispensaries and Other Clinics 2014-15**

SN/ Name of the District	Name of the Municipality/ Municipal Corpn.	Govt. Institutions									Total
		General Hospitals	Dispensaries	Maternity & Child Health Centres	Family Planning Centres	X-ray Clinics	Pathological Laboratories etc.	Dental Clinics	T.B. Clinics	Others	
1/2	3	4	5	6	7	8	9	10	11	12	13
<b>1. Kapurthala</b>											
1	Kapurthala	1	5	1	1	1	1	1	0	0	11
2	Phagwara	2	4	1	1	1	1	1	1	0	12
3	Sultanpur Lodhi	1	0	1	1	1	1	1	0	0	6
4	Dhilwan	1	1	1	0	1	1	1	0	0	6
5	Begowal	1	0	1	0	1	1	1	1	0	6
6	Bhulath	1	0	1	1	0	1	1	0	0	5
7	Nadala	0	1	0	0	0	0	0	0	0	1
	<b>Sub-Total</b>	<b>7</b>	<b>11</b>	<b>6</b>	<b>4</b>	<b>5</b>	<b>6</b>	<b>6</b>	<b>2</b>	<b>0</b>	<b>47</b>
<b>2. Fatehgarh Sahib</b>											
1	Amlon	1	0	0	1	1	1	1	0	0	5
2	Sirhind	1	4	1	1	1	1	1	1	0	11
3	Gobindgarh	2	2	1	1	1	1	1	1	0	10
4	Bassi Pathana	1	0	0	1	0	0	0	0	0	2
5	Khamano	1	1	0	1	0	0	0	0	0	3
	<b>Sub-Total</b>	<b>6</b>	<b>7</b>	<b>2</b>	<b>5</b>	<b>3</b>	<b>3</b>	<b>3</b>	<b>2</b>	<b>0</b>	<b>31</b>
<b>3. Mansa</b>											
1	Mansa	1	3	2	1	2	1	1	0	0	22
2	Budhlada	1	0	1	1	1	1	1	0	0	6
3	Barela	1	0	1	1	1	1	1	0	0	6
4	Bhikki	1	0	1	1	1	1	1	0	0	6
5	Sardulgarh	1	0	1	1	1	1	1	0	0	6
6	Boha	0	0	0	0	0	0	0	0	0	0
	<b>Sub-Total</b>	<b>5</b>	<b>3</b>	<b>6</b>	<b>5</b>	<b>6</b>	<b>5</b>	<b>5</b>	<b>0</b>	<b>0</b>	<b>46</b>
<b>4. Firozpur</b>											
1	Firozpur	1	1	1	1	1	1	1	1	0	8
2	Talwandi Bhai	1	0	0	0	0	1	0	1	0	3
3	Zira	1	0	1	1	1	2	1	1	0	8
4	Guru Har Sahai	1	4	1	1	1	1	1	1	0	11
5	Makhu	1	0	1	0	1	1	1	1	0	6
6	Mudakki	1	1	1	1	1	1	0	0	0	6
7	Malanwali khas	1	0	1	1	0	1	0	1	0	5
8	Mamdot	1	0	1	1	1	1	1	1	0	7
	<b>Sub-Total</b>	<b>8</b>	<b>6</b>	<b>7</b>	<b>6</b>	<b>6</b>	<b>9</b>	<b>5</b>	<b>7</b>	<b>0</b>	<b>54</b>
<b>5. Ludhiana</b>											
1	Ludhiana	7	40	1	1	1	1	1	1	0	53
2	Samrala	1	0	1	1	1	1	1	1	0	7
3	Khanna	1	1	1	1	1	1	1	1	0	8
4	Doraha	0	1	1	0	0	0	0	0	0	2
5	Jagraon	1	0	1	1	1	1	1	1	0	7
6	Raikot	1	0	1	1	1	1	1	1	0	7
7	Mulanpur	0	1	1	1	0	0	0	0	0	3
8	Payal	0	1	1	1	1	1	1	1	0	7
9	Machhiwara	0	1	1	1	1	1	1	1	0	7
10	Maloud	0	1	1	1	1	1	1	1	0	7
11	Sahnewal	0	1	1	1	1	1	1	1	0	7
	<b>Sub-Total</b>	<b>11</b>	<b>47</b>	<b>11</b>	<b>10</b>	<b>9</b>	<b>9</b>	<b>9</b>	<b>9</b>	<b>0</b>	<b>115</b>
<b>6. Patiala</b>											
1	Ghagga	0	1	0	0	0	0	0	0	0	1
2	Bhadson	1	0	0	0	0	0	0	0	0	1
3	Ghanaur	1	0	1	0	2	1	3	0	0	8
4	Nabha	2	2	1	1	1	1	1	1	0	10
5	Patiala	2	15	1	3	2	4	5	1	0	33
6	Patran	0	1	0	0	0	0	0	0	0	1
7	Rajpura	3	4	1	1	1	2	2	0	0	14
8	Samana	1	0	1	1	1	1	1	0	0	6
9	Sanaur	0	1	0	0	0	0	0	0	0	1
	<b>Sub-Total</b>	<b>10</b>	<b>24</b>	<b>5</b>	<b>6</b>	<b>7</b>	<b>9</b>	<b>12</b>	<b>2</b>	<b>0</b>	<b>75</b>
<b>7. Amritsar</b>											
1	Amritsar	11	7	6	2	3	3	2	0	0	34
2	Jandiala	1	1	0	0	0	0	0	0	0	2
3	Ramdas	1	0	1	1	1	1	0	0	0	5
4	Majitha	1	1	1	1	1	1	1	1	0	8
5	Rayya	0	0	0	0	0	0	0	0	0	0
6	Raja Sansi	0	0	1	0	0	0	1	0	0	2
7	Ajnala	1	1	2	2	2	5	4	0	0	17
	<b>Sub-Total</b>	<b>15</b>	<b>10</b>	<b>11</b>	<b>6</b>	<b>7</b>	<b>10</b>	<b>8</b>	<b>1</b>	<b>0</b>	<b>68</b>

SN/ Name of the District	Name of the Municipality/ Municipal Corpn.	Govt. Institutions									
		General Hospitals	Dispen- saries	Maternity & Child Health Centres	Family Planning Centres	X-ray Clinics	Patho- logical Labo- ratories etc.	Dental Clinics	T.B. Clinics	Others	Total
1/2	3	4	5	6	7	8	9	10	11	12	13
<b>8. Tarn Taran</b>											
1	Tarn Taran	1	0	1	1	1	1	1	1	0	7
2	Patti	1	0	1	1	1	1	1	1	0	7
3	Khemkaran	1	0	1	1	0	1	1	1	0	6
4	Bhikhiwind	1	0	1	1	0	1	0	1	0	5
	<b>Sub-Total</b>	<b>4</b>	<b>0</b>	<b>4</b>	<b>4</b>	<b>2</b>	<b>4</b>	<b>3</b>	<b>4</b>	<b>0</b>	<b>25</b>
<b>9. Hoshiarpur</b>											
1	Sham Churasi	1	0	1	1	1	1	1	1	0	7
2	Hoshiarpur	2	5	2	2	2	2	2	1	0	18
3	Haryana	1	0	1	1	0	1	0	1	0	5
4	Gardhiwal	0	0	0	0	0	0	0	0	0	0
5	Garh Shankar	1	0	1	1	1	1	1	1	0	7
6	Tanda	1	0	1	1	1	1	1	1	0	7
7	Dasuya	1	0	1	1	1	1	1	1	0	7
8	Mukerian	1	0	1	1	1	1	1	1	0	7
9	Mahilpur	1	0	1	1	1	1	1	1	0	7
10	Talwara	1	0	1	1	1	1	1	1	0	7
	<b>Sub-Total</b>	<b>10</b>	<b>5</b>	<b>10</b>	<b>10</b>	<b>9</b>	<b>10</b>	<b>9</b>	<b>9</b>	<b>0</b>	<b>72</b>
<b>10. Shaheed Bhagat Singh Nagar</b>											
1	Nawan Shehar	1	1	1	1	1	1	1	0	0	7
2	Banga	1	0	1	1	1	1	1	0	0	6
3	Balachaur	1	0	1	1	1	1	1	0	0	6
4	Rahon	0	1	0	0	0	0	0	0	0	1
	<b>Sub-Total</b>	<b>3</b>	<b>2</b>	<b>3</b>	<b>3</b>	<b>3</b>	<b>3</b>	<b>3</b>	<b>0</b>	<b>0</b>	<b>20</b>
<b>11. Gurdaspur</b>											
1	Qadian	0	0	0	0	0	0	0	0	0	0
2	Shri Hargobindpur	1	0	1	1	0	1	0	1	0	5
3	Dina Nagar	0	1	0	0	0	0	0	0	0	1
4	Batala	1	1	1	1	1	1	1	1	0	8
5	Dhariwal	1	0	0	0	0	0	0	0	0	1
6	Dera Baba Nanak	1	0	1	1	1	1	1	1	0	7
7	Gurdaspur	1	2	1	1	1	1	1	1	0	9
8	Fatehgarh Churian	1	0	0	0	0	0	0	0	0	1
	<b>Sub-Total</b>	<b>6</b>	<b>4</b>	<b>4</b>	<b>4</b>	<b>3</b>	<b>4</b>	<b>3</b>	<b>4</b>	<b>0</b>	<b>32</b>
<b>12. Faridkot</b>											
1	Faridkot	3	4	2	2	2	2	2	1	0	18
2	Kotkapura	1	1	1	1	1	1	1	1	0	8
3	Jaitu	1	0	1	0	0	0	0	0	0	2
	<b>Sub-Total</b>	<b>5</b>	<b>5</b>	<b>4</b>	<b>3</b>	<b>3</b>	<b>3</b>	<b>3</b>	<b>2</b>	<b>0</b>	<b>28</b>
<b>13. Shri Muktsar Sahib</b>											
1	Gidderbaha	1	1	1	1	1	1	1	1	-	8
2	Bariwala	1	-	4	1	3	2	3	1	-	15
3	Malout	1	1	1	1	1	1	1	1	-	8
4	Shri Muktsar Sahib	1	2	1	1	1	1	1	1	-	9
	<b>Sub-Total</b>	<b>4</b>	<b>4</b>	<b>7</b>	<b>4</b>	<b>6</b>	<b>5</b>	<b>6</b>	<b>4</b>	<b>0</b>	<b>40</b>
<b>14. Moga</b>											
1	Dharamkot	0	1	3	1	0	0	0	0	0	5
2	Badhni Kalan	0	1	0	0	0	0	0	0	0	1
3	Bagha Purana	1	0	1	1	1	7	1	1	0	13
4	Moga	1	1	1	1	1	1	1	1	1	9
5	Nihal Singh Wala	0	0	0	0	0	0	0	0	0	0
6	Kot Ise Khan	1	0	0	1	1	1	1	1	0	6
	<b>Sub-Total</b>	<b>3</b>	<b>3</b>	<b>5</b>	<b>4</b>	<b>3</b>	<b>9</b>	<b>3</b>	<b>3</b>	<b>1</b>	<b>34</b>
<b>15. Rupnagar</b>											
1	Rupnagar	1	3	1	1	1	1	0	1	0	9
2	Morinda	1	0	1	1	1	1	0	0	0	5
3	Shri Anandpur Sahib	1	0	1	1	1	1	0	0	0	5
4	Nangal	1	1	1	1	1	1	0	0	0	6
5	Chamkaur Sahib	1	2	1	1	2	2	4	0	0	13
6	Shri Kiratpur Sahib	1	0	1	1	1	11	1	1	0	17
7	Noorpur Bedi	1	0	1	1	1	1	1	1	0	7
	<b>Sub-Total</b>	<b>7</b>	<b>6</b>	<b>7</b>	<b>7</b>	<b>8</b>	<b>18</b>	<b>6</b>	<b>3</b>	<b>0</b>	<b>62</b>
<b>16. Sahibzada Ajit Singh Nagar</b>											
1	S.A.S. Nagar	2	7	1	1	1	1	1	1	1	16
2	Kurali	1	0	1	1	1	1	1	0	0	6
3	Kharar	1	1	1	1	1	1	1	1	0	8
4	Dera Bassi	1	0	1	1	1	1	1	0	0	6
5	Zirakpur	0	1	1	0	0	0	0	0	0	2
6	Naya-Gaon	0	1	0	0	2	1	1	0	0	5
7	Banur	0	1	0	0	4	4	0	0	0	9
8	Lalru	0	1	0	0	0	0	0	0	0	1
	<b>Sub-Total</b>	<b>5</b>	<b>12</b>	<b>5</b>	<b>4</b>	<b>10</b>	<b>9</b>	<b>5</b>	<b>2</b>	<b>1</b>	<b>53</b>

SN/ Name of the District	Name of the Municipality/ Municipal Corpn.	Govt. Institutions									
		General Hospitals	Dispen- saries	Maternity & Child Health Centres	Family Planning Centres	X-ray Clinics	Patho- logical Labo- ratories etc.	Dental Clinics	T.B. Clinics	Others	Total
1/2	3	4	5	6	7	8	9	10	11	12	13
<b>17. Bathinda</b>											
1	Bathinda	2	10	1	1	2	2	2	1	0	21
2	Bhucho	1	1	1	1	1	1	1	0	0	7
3	Goniana	1	0	1	1	1	1	1	0	0	6
4	Kot Fattah	0	1	0	0	0	0	0	0	0	1
5	Maur	1	1	1	1	1	1	1	0	0	7
6	Rama	1	1	1	1	1	1	1	0	0	7
7	Rampura Phool	1	1	1	1	1	1	1	0	0	7
8	Sangat	1	1	1	1	1	1	1	0	0	7
9	Talwandi Sabo	1	2	1	1	1	1	1	0	0	8
10	Bhgta	1	1	1	1	1	1	1	0	0	7
11	Kot Shamir	1	1	0	0	0	0	0	0	0	2
12	Lehra Mohabbat	1	1	0	0	0	0	0	0	0	2
13	Nathana	1	1	0	0	0	0	0	0	0	2
14	Chowke	0	1	0	0	0	0	0	0	0	1
15	Rampura	1	3	0	0	0	0	0	0	0	4
16	Balianwali	1	1	0	0	0	0	0	0	0	2
17	Mandi Kalan	1	0	0	0	0	0	0	0	0	1
18	Maluka	0	1	0	0	0	0	0	0	0	1
19	Bhai Rupa	1	0	0	0	0	0	0	0	0	1
20	Kotha Guru	0	1	0	0	0	0	0	0	0	1
21	Mehraj	1	2	0	0	0	0	0	0	0	3
	<b>Sub-Total</b>	<b>18</b>	<b>31</b>	<b>9</b>	<b>9</b>	<b>10</b>	<b>10</b>	<b>10</b>	<b>1</b>	<b>0</b>	<b>98</b>
<b>18. Jalandhar</b>											
1	Adampur	0	1	0	1	1	1	1	0	0	5
2	Alawalpur	0	1	0	1	0	0	0	0	0	2
3	Jalandhar	4	20	1	2	3	3	3	1	1	38
4	Kartarpur	0	1	1	1	1	0	1	0	0	5
5	Nakodar	1	1	0	1	1	1	1	0	1	7
6	Noor Mahal	1	1	0	1	0	0	1	0	0	4
7	Philaur	2	1	1	1	1	2	3	0	0	11
8	Shahkot	1	1	1	1	1	1	1	1	0	8
9	Goraya	0	2	0	1	0	0	0	0	0	3
10	Bhogpur	0	1	0	1	0	1	0	0	0	3
11	Lohian Khas	1	0	1	1	0	0	0	0	0	3
12	Mehatpur	0	0	0	0	0	0	0	0	0	0
	<b>Sub-Total</b>	<b>10</b>	<b>30</b>	<b>5</b>	<b>12</b>	<b>8</b>	<b>9</b>	<b>11</b>	<b>2</b>	<b>2</b>	<b>89</b>
<b>19. Sangrur</b>											
1	Malerkotla	1	3	1	1	1	1	1	1	0	10
2	Sangrur	1	4	1	1	2	1	2	1	1	14
3	Sunam	1	2	1	1	1	1	1	1	0	9
4	Dhuri	1	2	1	1	1	1	1	1	0	9
5	Longowal	1	0	1	1	1	1	1	1	1	8
6	Ahmedgarh	1	0	1	1	1	1	1	1	1	8
7	Lehragaga	1	0	1	1	1	1	1	1	1	8
8	Bhiwanigarh	1	0	1	1	1	1	1	1	1	8
9	Khanauri	1	0	1	1	0	1	0	0	1	5
10	Cheema	1	0	1	1	1	1	0	1	0	6
11	Dirba	1	0	0	1	0	0	0	0	0	2
12	Moonak	1	0	1	1	1	1	1	1	1	8
13	Amargarh	1	0	1	1	1	1	1	1	1	1
	<b>Sub-Total</b>	<b>13</b>	<b>11</b>	<b>12</b>	<b>13</b>	<b>12</b>	<b>12</b>	<b>11</b>	<b>11</b>	<b>8</b>	<b>96</b>
<b>20. Barnala</b>											
1	Barnala	1	3	1	1	1	0	1	1	0	9
2	Tapa	0	0	1	1	1	0	1	0	1	5
3	Bhadaur	0	0	1	1	0	0	0	0	1	3
4	Dhanoula	0	0	1	1	1	0	0	0	1	4
5	Handiaya	0	1	0	1	0	0	0	0	0	2
	<b>Sub-Total</b>	<b>1</b>	<b>4</b>	<b>4</b>	<b>5</b>	<b>3</b>	<b>0</b>	<b>2</b>	<b>1</b>	<b>3</b>	<b>23</b>
<b>21. Fazilka</b>											
1	Abohar	1	1	1	2	1	1	1	1	1	10
2	Jalalabad	1	1	1	0	1	1	1	1	0	7
3	Fazilka	1	1	1	1	1	1	1	1	1	9
4	Arni Wala Sheikh Suban	0	0	0	0	0	0	0	0	0	0
	<b>Sub-Total</b>	<b>3</b>	<b>3</b>	<b>3</b>	<b>3</b>	<b>3</b>	<b>3</b>	<b>3</b>	<b>3</b>	<b>2</b>	<b>26</b>
<b>22. Pathankot</b>											
1	Pathankot	1	4	1	1	1	1	1	1	2	13
2	sujanpur	0	1	0	0	0	0	0	0	0	1
	<b>Sub-Total</b>	<b>1</b>	<b>5</b>	<b>1</b>	<b>1</b>	<b>1</b>	<b>1</b>	<b>1</b>	<b>1</b>	<b>2</b>	<b>14</b>
	<b>Grand Total</b>	<b>155</b>	<b>233</b>	<b>131</b>	<b>128</b>	<b>127</b>	<b>151</b>	<b>127</b>	<b>73</b>	<b>19</b>	<b>1148</b>



Vital and Health Statistics

Table No. 4.1 No. of Allopathic Hospitals, Dispensaries and Other Clinics 2014-15

SN/ Name of the District	Name of the Municipality/ Municipal Corpn.	Municipal Institutions									
		General Hospitals	Dispen-saries	Maternity & Child Health Centres	Family Planning Centres	X-ray Clinics	Patho- logical Labora- tories etc.	Dental Clinics	T.B. Clinics	Others	Total
1/2	3	4	5	6	7	8	9	10	11	12	13
<b>1. Kapurthala</b>											
1	Kapurthala	0	0	0	0	0	0	0	0	0	0
2	Phagwara	0	0	0	0	0	0	0	0	0	0
3	Sultanpur Lodhi	0	0	0	0	0	0	0	0	0	0
4	Dhilwan	0	0	0	0	0	0	0	0	0	0
5	Begowal	0	0	0	0	0	0	0	0	0	0
6	Bhulath	0	0	0	0	0	0	0	0	0	0
7	Nadala	0	0	0	0	0	0	0	0	0	0
8	<b>Sub-Total</b>	<b>0</b>	<b>0</b>	<b>0</b>	<b>0</b>	<b>0</b>	<b>0</b>	<b>0</b>	<b>0</b>	<b>0</b>	<b>0</b>
<b>2. Fatehgarh Sahib</b>											
1	Amlloh	0	0	0	0	0	0	0	0	0	0
2	Sirhind	0	0	0	0	0	0	0	0	0	0
3	Gobindgarh	0	0	0	0	0	0	0	0	0	0
4	Bassi Pathana	0	0	0	0	0	0	0	0	0	0
5	Khamano	0	0	0	0	0	0	0	0	0	0
	<b>Sub-Total</b>	<b>0</b>	<b>0</b>	<b>0</b>	<b>0</b>	<b>0</b>	<b>0</b>	<b>0</b>	<b>0</b>	<b>0</b>	<b>0</b>
<b>3. Mansa</b>											
1	Mansa	0	0	0	0	0	0	0	0	0	0
2	Budhlada	0	0	0	0	0	0	0	0	0	0
3	Bareta	0	0	0	0	0	0	0	0	0	0
4	Bhikki	0	0	0	0	0	0	0	0	0	0
5	Sardulgarh	0	0	0	0	0	0	0	0	0	0
6	Boha	0	0	0	0	0	0	0	0	0	0
	<b>Sub-Total</b>	<b>0</b>	<b>0</b>	<b>0</b>	<b>0</b>	<b>0</b>	<b>0</b>	<b>0</b>	<b>0</b>	<b>0</b>	<b>0</b>
<b>4. Firozpur</b>											
1	Firozpur	0	0	0	0	0	0	0	0	0	0
2	Talwandi Bhai	0	0	0	0	0	0	0	0	0	0
3	Zira	0	0	0	0	0	0	0	0	0	0
4	Guru Har Sahai	0	0	0	0	0	0	0	0	0	0
5	Makhu	0	0	0	0	0	0	0	0	0	0
6	Mudakki	0	0	0	0	0	0	0	0	0	0
7	Malanwali khas	0	0	0	0	0	0	0	0	0	0
8	Mamdot	0	0	0	0	0	0	0	0	0	0
	<b>Sub-Total</b>	<b>0</b>	<b>0</b>	<b>0</b>	<b>0</b>	<b>0</b>	<b>0</b>	<b>0</b>	<b>0</b>	<b>0</b>	<b>0</b>
<b>5. Ludhiana</b>											
1	Ludhiana	0	5	0	0	0	0	0	0	1	1
2	Samrala	0	0	0	0	0	0	0	0	0	0
3	Khanna	0	1	0	0	0	0	0	0	0	1
4	Doraha	0	0	0	0	0	0	0	0	0	0
5	Jagraon	0	0	0	0	0	0	0	0	0	0
6	Raikot	0	0	0	0	0	0	0	0	0	0
7	Mulanpur	0	0	0	0	0	0	0	0	0	0
8	Payal	0	0	0	0	0	0	0	0	0	0
9	Machhiwara	0	0	0	0	0	0	0	0	0	0
10	Maloud	0	0	0	0	0	0	0	0	0	0
11	Sahnewal	0	0	0	0	0	0	0	0	0	0
	<b>Sub-Total</b>	<b>0</b>	<b>6</b>	<b>0</b>	<b>0</b>	<b>0</b>	<b>0</b>	<b>0</b>	<b>0</b>	<b>1</b>	<b>1</b>
<b>6. Patiala</b>											
1	Ghagga	0	0	0	0	0	0	0	0	0	0
2	Bhadson	0	0	0	0	0	0	0	0	0	0
3	Ghanaur	0	0	0	0	0	0	0	0	0	0
4	Nabha	0	0	0	0	0	0	0	0	0	0
5	Patiala	0	0	0	0	0	0	0	0	0	0
6	Patran	0	0	0	0	0	0	0	0	0	0
7	Rajpura	0	0	0	0	0	0	0	0	0	0
8	Samana	0	0	0	0	0	0	0	0	0	0
9	Sanaur	0	0	0	0	0	0	0	0	0	0
	<b>Sub-Total</b>	<b>0</b>	<b>0</b>	<b>0</b>	<b>0</b>	<b>0</b>	<b>0</b>	<b>0</b>	<b>0</b>	<b>0</b>	<b>0</b>
<b>7. Amritsar</b>											
1	Amritsar	0	2	11	5	0	1	0	0	19	38
2	Jandiala	0	0	0	0	0	0	0	0	0	0
3	Ramdass	0	0	0	0	0	0	0	0	0	0
4	Majitha	0	0	0	0	0	0	0	0	0	0
5	Rayya	0	0	0	0	0	0	0	0	0	0
6	Raja Sansi	0	0	0	0	0	0	0	0	0	0
7	Ajnala	0	0	0	0	0	0	0	0	0	0
	<b>Sub-Total</b>	<b>0</b>	<b>2</b>	<b>11</b>	<b>5</b>	<b>0</b>	<b>1</b>	<b>0</b>	<b>0</b>	<b>19</b>	<b>38</b>



SN/ Name of the District	Name of the Municipality/ Municipal Corpn.	Municipal Institutions									
		General Hospitals	Dispen-saries	Maternity & Child Health Centres	Family Planning Centres	X-ray Clinics	Patho- logical Labora- tories etc.	Dental Clinics	T.B. Clinics	Others	Total
1/2	3	4	5	6	7	8	9	10	11	12	13
<b>17. Bathinda</b>											
1	Bathinda	0	0	0	0	0	0	0	0	0	0
2	Bhucho	0	0	0	0	0	0	0	0	0	0
3	Goniana	0	0	0	0	0	0	0	0	0	0
4	Kot Fattah	0	0	0	0	0	0	0	0	0	0
5	Maur	0	0	0	0	0	0	0	0	0	0
6	Rama	0	0	0	0	0	0	0	0	0	0
7	Rampura Phool	0	0	0	0	0	0	0	0	0	0
8	Sangat	0	0	0	0	0	0	0	0	0	0
9	Talwandi Sabo	0	0	0	0	0	0	0	0	0	0
10	Bhgta	0	0	0	0	0	0	0	0	0	0
11	Kot Shamir	0	0	0	0	0	0	0	0	0	0
12	Lehra Mohabbat	0	0	0	0	0	0	0	0	0	0
13	Nathana	0	0	0	0	0	0	0	0	0	0
14	Chowke	0	0	0	0	0	0	0	0	0	0
15	Rampura	0	0	0	0	0	0	0	0	0	0
16	Balianwali	0	0	0	0	0	0	0	0	0	0
17	Mandi Kalan	0	0	0	0	0	0	0	0	0	0
18	Maluka	0	0	0	0	0	0	0	0	0	0
19	Bhai Rupa	0	0	0	0	0	0	0	0	0	0
20	Kotha Guru	0	0	0	0	0	0	0	0	0	0
21	Mehraj	0	0	0	0	0	0	0	0	0	0
	<b>Sub-Total</b>	<b>0</b>	<b>0</b>	<b>0</b>	<b>0</b>	<b>0</b>	<b>0</b>	<b>0</b>	<b>0</b>	<b>0</b>	<b>0</b>
<b>18. Jalandhar</b>											
1	Adampur	0	0	0	0	0	0	0	0	0	0
2	Alawalpur	0	0	0	0	0	0	0	0	0	0
3	Jalandhar	0	0	0	0	0	0	0	0	0	0
4	Kartarpur	0	0	0	0	0	0	0	0	0	0
5	Nakodar	0	0	0	0	0	0	0	0	0	0
6	Noor Mahal	0	0	0	0	0	0	0	0	0	0
7	Philaur	0	0	0	0	0	0	0	0	0	0
8	Shahkot	0	0	0	0	0	0	0	0	0	0
9	Goraya	0	0	0	0	0	0	0	0	0	0
10	Bhogpur	0	0	0	0	0	0	0	0	0	0
11	Lohian Khas	0	0	0	0	0	0	0	0	0	0
12	Mehatpur	0	0	0	0	0	0	0	0	0	0
	<b>Sub-Total</b>	<b>0</b>	<b>0</b>	<b>0</b>	<b>0</b>	<b>0</b>	<b>0</b>	<b>0</b>	<b>0</b>	<b>0</b>	<b>0</b>
<b>19. Sangrur</b>											
1	Malerkotia	0	0	0	0	0	0	0	0	0	0
2	Sangrur	0	0	0	0	0	0	0	0	0	0
3	Sunam	0	0	0	0	0	0	0	0	0	0
4	Dhuri	0	0	0	0	0	0	0	0	0	0
5	Longowal	0	0	0	0	0	0	0	0	0	0
6	Ahmedgarh	0	0	0	0	0	0	0	0	0	0
7	Lehragaga	0	0	0	0	0	0	0	0	0	0
8	Bhiwanigarh	0	0	0	0	0	0	0	0	0	0
9	Khanauri	0	0	0	0	0	0	0	0	0	0
10	Cheema	0	0	0	0	0	0	0	0	0	0
11	Dirba	0	0	0	0	0	0	0	0	0	0
12	Moonak	0	0	0	0	0	0	0	0	0	0
13	Amargarh	0	0	0	0	0	0	0	0	0	0
	<b>Sub-Total</b>	<b>0</b>	<b>0</b>	<b>0</b>	<b>0</b>	<b>0</b>	<b>0</b>	<b>0</b>	<b>0</b>	<b>0</b>	<b>0</b>
<b>20. Barnala</b>											
1	Barnala	0	0	0	0	0	0	0	0	0	0
2	Tapa	0	0	0	0	0	0	0	0	0	0
3	Bhadaur	0	0	0	0	0	0	0	0	0	0
4	Dhanoula	0	0	0	0	0	0	0	0	0	0
5	Handiaya	0	0	0	0	0	0	0	0	0	0
	<b>Sub-Total</b>	<b>0</b>	<b>0</b>	<b>0</b>	<b>0</b>	<b>0</b>	<b>0</b>	<b>0</b>	<b>0</b>	<b>0</b>	<b>0</b>
<b>21. Fazilka</b>											
1	Abohar	0	1	0	0	0	0	0	0	0	1
2	Jalalabad	0	0	0	0	0	0	0	0	0	0
3	Fazilka	0	0	0	0	0	0	0	0	0	0
4	Arni Wala Sheikh Suban	0	0	0	0	0	0	0	0	0	0
	<b>Sub-Total</b>	<b>0</b>	<b>1</b>	<b>0</b>	<b>0</b>	<b>0</b>	<b>0</b>	<b>0</b>	<b>0</b>	<b>0</b>	<b>1</b>
<b>22. Pathankot</b>											
1	Pathankot	0	0	0	0	0	0	0	0	0	0
2	sujanpur	0	0	0	0	0	0	0	0	0	0
	<b>Sub-Total</b>	<b>0</b>	<b>0</b>	<b>0</b>	<b>0</b>	<b>0</b>	<b>0</b>	<b>0</b>	<b>0</b>	<b>0</b>	<b>0</b>
	<b>Grand Total</b>	<b>0</b>	<b>9</b>	<b>11</b>	<b>5</b>	<b>0</b>	<b>1</b>	<b>0</b>	<b>1</b>	<b>20</b>	<b>47</b>





SN/ Name of the District	Name of the Municipality/ Municipal Corpn.	Aided Institutions									
		General Hospitals	Dispensaries	Maternity & Child Health Centres	Family Planning Centres	X-ray Clinics	Patho- logical Labora- tories etc.	Dental Clinics	T.B. Clinics	Others	Total
1/2	3	4	5	6	7	8	9	10	11	12	13
<b>17. Bathinda</b>											
1	Bathinda	0	0	0	0	0	0	0	0	0	0
2	Bhucho	0	0	0	0	0	0	0	0	0	0
3	Goniana	0	0	0	0	0	0	0	0	0	0
4	Kot Fattah	0	0	0	0	0	0	0	0	0	0
5	Maur	0	0	0	0	0	0	0	0	0	0
6	Rama	0	0	0	0	0	0	0	0	0	0
7	Rampura Phool	0	0	0	0	0	0	0	0	0	0
8	Sangat	0	0	0	0	0	0	0	0	0	0
9	Talwandi Sabo	0	0	0	0	0	0	0	0	0	0
10	Bhgta	0	0	0	0	0	0	0	0	0	0
11	Kot Shamir	0	0	0	0	0	0	0	0	0	0
12	Lehra Mohabbat	0	0	0	0	0	0	0	0	0	0
13	Nathana	0	0	0	0	0	0	0	0	0	0
14	Chowke	0	0	0	0	0	0	0	0	0	0
15	Rampura	0	0	0	0	0	0	0	0	0	0
16	Balianwali	0	0	0	0	0	0	0	0	0	0
17	Mandi Kalan	0	0	0	0	0	0	0	0	0	0
18	Maluka	0	0	0	0	0	0	0	0	0	0
19	Bhai Rupa	0	0	0	0	0	0	0	0	0	0
20	Kotha Guru	0	0	0	0	0	0	0	0	0	0
21	Mehraj	0	0	0	0	0	0	0	0	0	0
	<b>Sub-Total</b>	<b>0</b>	<b>0</b>	<b>0</b>	<b>0</b>	<b>0</b>	<b>0</b>	<b>0</b>	<b>0</b>	<b>0</b>	<b>0</b>
<b>18. Jalandhar</b>											
1	Adampur	0	0	0	0	0	0	0	0	0	0
2	Alawalpur	0	0	0	0	0	0	0	0	0	0
3	Jalandhar	1	14	4	4	0	0	0	0	0	23
4	Kartarpur	0	0	0	0	0	0	0	0	0	0
5	Nakodar	0	0	0	0	0	0	0	0	0	0
6	Noor Mahal	0	0	0	0	0	0	0	0	0	0
7	Philaur	0	0	0	0	0	0	0	0	0	0
8	Shahkot	0	0	0	0	0	0	0	0	0	0
9	Goraya	0	0	0	0	0	0	0	0	0	0
10	Bhogpur	0	0	0	0	0	0	0	0	0	0
11	Lohian Khas	0	0	0	0	0	0	0	0	0	0
12	Mehatpur	0	0	0	0	0	0	0	0	0	0
	<b>Sub-Total</b>	<b>1</b>	<b>14</b>	<b>4</b>	<b>4</b>	<b>0</b>	<b>0</b>	<b>0</b>	<b>0</b>	<b>0</b>	<b>23</b>
<b>19. Sangrur</b>											
1	Malerkotla	0	0	0	0	0	0	0	0	0	0
2	Sangrur	0	0	0	0	0	0	0	0	0	0
3	Sunam	0	0	0	0	0	0	0	0	0	0
4	Dhuri	0	0	0	0	0	0	0	0	0	0
5	Longowal	0	0	0	0	0	0	0	0	0	0
6	Ahmedgarh	0	0	0	0	0	0	0	0	0	0
7	Lehragaga	0	0	0	0	0	0	0	0	0	0
8	Bhiwanigarh	0	0	0	0	0	0	0	0	0	0
9	Khanauri	0	0	0	0	0	0	0	0	0	0
10	Cheema	0	0	0	0	0	0	0	0	0	0
11	Dirba	0	0	0	0	0	0	0	0	0	0
12	Moonak	0	0	0	0	0	0	0	0	0	0
13	Amargarh	0	0	0	0	0	0	0	0	0	0
	<b>Sub-Total</b>	<b>0</b>	<b>0</b>	<b>0</b>	<b>0</b>	<b>0</b>	<b>0</b>	<b>0</b>	<b>0</b>	<b>0</b>	<b>0</b>
<b>20. Barnala</b>											
1	Barnala	0	0	0	0	0	0	0	0	0	0
2	Tapa	0	0	0	0	0	0	0	0	0	0
3	Bhadaur	0	0	0	0	0	0	0	0	0	0
4	Dhanoula	0	0	0	0	0	0	0	0	0	0
5	Handiaya	0	0	0	0	0	0	0	0	0	0
	<b>Sub-Total</b>	<b>0</b>	<b>0</b>	<b>0</b>	<b>0</b>	<b>0</b>	<b>0</b>	<b>0</b>	<b>0</b>	<b>0</b>	<b>0</b>
<b>21. Fazilka</b>											
1	Abohar	0	0	0	0	0	0	0	0	0	0
2	Jalalabad	0	0	0	0	0	0	0	0	0	0
3	Fazilka	0	0	0	0	0	0	0	0	0	0
4	Arni Wala Sheikh Suban	0	0	0	0	0	0	0	0	0	0
	<b>Sub-Total</b>	<b>0</b>	<b>0</b>	<b>0</b>	<b>0</b>	<b>0</b>	<b>0</b>	<b>0</b>	<b>0</b>	<b>0</b>	<b>0</b>
<b>22. Pathankot</b>											
1	Pathankot	0	0	0	0	0	0	0	0	0	0
2	sujanpur	0	0	0	0	0	0	0	0	0	0
	<b>Sub-Total</b>	<b>0</b>	<b>0</b>	<b>0</b>	<b>0</b>	<b>0</b>	<b>0</b>	<b>0</b>	<b>0</b>	<b>0</b>	<b>0</b>
	<b>Grand Total</b>	<b>4</b>	<b>16</b>	<b>4</b>	<b>6</b>	<b>2</b>	<b>3</b>	<b>0</b>	<b>0</b>	<b>0</b>	<b>35</b>

**Vital and Health Statistics**  
**Table No. 4.3 No. of Ayurvedic/Unani Hospitals, Dispensaries and Other Facilities (Government) 2014-15**

SN/ Name of the District	Name of the Municipality/ Municipal Corpn.	Hospitals	Dispensaries	Health Centres	Beds	Patients Treated	
						Indoor	Outdoor
1/2	3	4	5	6	7	8	9
<b>1. Kapurthala</b>							
1	Kapurthala	0	3	0	0	0	11747
2	Phagwara	0	2	1	0	0	16630
3	Sultanpur Lodhi	0	1	0	0	0	2587
4	Dhilwan	0	1	0	0	0	6741
5	Begowal	0	1	0	0	0	8142
6	Bhulath	0	1	0	0	0	0
7	Nadala	0	0	0	0	0	0
	<b>Sub-Total</b>	<b>0</b>	<b>9</b>	<b>1</b>	<b>0</b>	<b>0</b>	<b>45847</b>
<b>2. Fatehgarh Sahib</b>							
1	Amlon	0	0	0	0	0	0
2	Sirhind	0	2	0	0	0	13103
3	Gobindgarh	0	1	0	0	0	9335
4	Bassi Pathana	0	0	0	0	0	0
5	Khamano	0	1	0	0	0	10946
	<b>Sub-Total</b>	<b>0</b>	<b>4</b>	<b>0</b>	<b>0</b>	<b>0</b>	<b>33384</b>
<b>3. Mansa</b>							
1	Mansa	0	1	0	0	0	10554
2	Budhlada	0	0	0	0	0	0
3	Bareta	0	1	0	0	0	10164
4	Bhikhi	0	0	0	0	0	0
5	Sardulgarh	0	0	0	0	0	0
6	Boha	0	0	0	0	0	0
	<b>Sub-Total</b>	<b>0</b>	<b>2</b>	<b>0</b>	<b>0</b>	<b>0</b>	<b>20718</b>
<b>4. Firozpur</b>							
1	Firozpur	0	1	0	0	0	9596
2	Talwandi Bhai	0	1	0	0	0	7417
3	Zira	0	1	0	0	0	8749
4	Guru Har Sahai	0	0	0	0	0	0
5	Makhu	0	1	0	0	0	8355
6	Mudakki	0	0	0	0	0	0
7	Malanwali khas	0	0	0	0	0	0
8	Mamdot	0	0	0	0	0	0
	<b>Sub-Total</b>	<b>0</b>	<b>4</b>	<b>0</b>	<b>0</b>	<b>0</b>	<b>34117</b>
<b>5. Ludhiana</b>							
1	Ludhiana	1	6	1	50	0	48493
2	Samrara	0	1	0	0	0	3505
3	Khanna	0	0	1	0	0	6465
4	Doraha	0	0	0	0	0	0
5	Jagraon	0	0	1	0	0	5472
6	Raikot	0	1	0	0	0	5035
7	Mulanpur	0	0	0	0	0	0
8	Payal	0	1	0	0	0	6593
9	Machhiwara	0	0	0	0	0	0
10	Maloud	0	0	0	0	0	0
11	Sahnewal	0	0	0	0	0	0
	<b>Sub-Total</b>	<b>1</b>	<b>9</b>	<b>3</b>	<b>50</b>	<b>0</b>	<b>75563</b>
<b>6. Patiala</b>							
1	Ghagga	0	1	0	0	0	11504
2	Bhadson	0	0	0	0	0	0
3	Ghanaur	0	0	0	0	0	0
4	Nabha	0	1	0	5	0	16371
5	Patiala	2	3	0	106	3499	95607
6	Patran	0	0	0	0	0	0
7	Rajpura	0	1	0	0	0	12558
8	Samana	0	1	0	0	0	31575
9	Sanaur	0	1	0	0	0	5162
	<b>Sub-Total</b>	<b>2</b>	<b>8</b>	<b>0</b>	<b>111</b>	<b>3499</b>	<b>172777</b>
<b>7. Amritsar</b>							
1	Amritsar	0	3	1	0	0	33210
2	Jandiala	0	0	0	0	0	0
3	Ramdas	0	0	0	0	0	0
4	Majitha	0	0	0	0	0	0
5	Rayya	0	0	0	0	0	0
6	Raja Sansi	0	0	0	0	0	0
7	Ajnala	0	0	0	0	0	0
	<b>Sub-Total</b>	<b>0</b>	<b>3</b>	<b>1</b>	<b>0</b>	<b>0</b>	<b>33210</b>

SN/ Name of the District	Name of the Municipality/ Municipal Corpn.	Hospitals	Dispensaries	Health Centres	Beds	Patients Treated	
						Indoor	Outdoor
1/2	3	4	5	6	7	8	9
<b>8. Tarn Taran</b>							
1	Tarn Taran	0	0	0	0	0	0
2	Patti	0	0	0	0	0	0
3	Khemkaran	0	0	0	0	0	0
4	Bhikhiwind	0	0	0	0	0	0
	<b>Sub-Total</b>	<b>0</b>	<b>0</b>	<b>0</b>	<b>0</b>	<b>0</b>	<b>0</b>
<b>9. Hoshiarpur</b>							
1	Sham Churasi	0	0	0	0	0	0
2	Hoshiarpur	0	2	0	0	0	12965
3	Haryana	0	0	0	0	0	0
4	Gardhiwal	0	0	0	0	0	0
5	Garh Shankar	0	0	0	0	0	0
6	Tanda	0	1	0	0	0	5266
7	Dasuya	0	0	0	0	0	0
8	Mukerian	0	0	0	0	0	0
9	Mahilpur	0	0	0	0	0	0
10	Talwara	0	1	0	0	0	5182
	<b>Sub-Total</b>	<b>0</b>	<b>4</b>	<b>0</b>	<b>0</b>	<b>0</b>	<b>23413</b>
<b>10. Shaheed Bhagat Singh Nagar</b>							
1	Nawan Shehar	0	0	0	0	0	0
2	Banga	0	0	0	0	0	0
3	Balachaur	1	0	0	0	0	11694
4	Rahon	0	0	0	0	0	0
	<b>Sub-Total</b>	<b>1</b>	<b>0</b>	<b>0</b>	<b>0</b>	<b>0</b>	<b>11694</b>
<b>11. Gurdaspur</b>							
1	Qadian	0	0	0	0	0	0
2	Shri Hargobindpur	0	0	0	0	0	0
3	Dina Nagar	0	0	0	0	0	0
4	Batala	0	0	1	0	0	6798
5	Dhariwal	0	0	0	0	0	0
6	Dera Baba Nanak	0	0	0	0	0	0
7	Gurdaspur	0	1	0	0	0	6549
8	Fatehgarh Churian	0	0	0	0	0	0
	<b>Sub-Total</b>	<b>0</b>	<b>1</b>	<b>1</b>	<b>0</b>	<b>0</b>	<b>13347</b>
<b>12. Faridkot</b>							
1	Faridkot	0	1	1	5	0	15265
2	Kotkapura	0	0	0	0	0	0
3	Jaitu	0	0	0	0	0	0
	<b>Sub-Total</b>	<b>0</b>	<b>1</b>	<b>1</b>	<b>5</b>	<b>0</b>	<b>15265</b>
<b>13. Shri Muktsar Sahib</b>							
1	Gidderbaha	1	0	0	0	0	95
2	Barwala	1	0	0	0	0	15
3	Malout	1	1	0	0	0	75
4	Shri Muktsar Sahib	1	1	1	15	589	5304
	<b>Sub-Total</b>	<b>4</b>	<b>2</b>	<b>1</b>	<b>15</b>	<b>589</b>	<b>5489</b>
<b>14. Moga</b>							
1	Dharamkot	0	0	0	0	0	0
2	Badhni Kalan	0	0	0	0	0	0
3	Bagha Purana	0	0	0	0	0	0
4	Moga	0	2	0	0	0	0
5	Nihal Singh Wala	0	0	0	0	0	0
6	Kot Ise Khan	0	0	0	0	0	0
	<b>Sub-Total</b>	<b>0</b>	<b>2</b>	<b>0</b>	<b>0</b>	<b>0</b>	<b>0</b>
<b>15. Rupnagar</b>							
1	Rupnagar	0	2	0	0	6	14389
2	Morinda	0	0	0	0	0	0
3	Shri Anandpur Sahib	0	0	0	0	0	0
4	Nangal	0	0	0	0	0	0
5	Shri Chamkaur Sahib	0	1	0	0	0	3906
6	Shri Kiratpur Sahib	0	0	0	0	0	0
	<b>Sub-Total</b>	<b>0</b>	<b>3</b>	<b>0</b>	<b>0</b>	<b>6</b>	<b>18295</b>
<b>16. Sahibzada Ajit Singh Nagar</b>							
1	S.A.S. Nagar	0	4	0	0	0	34428
2	Kurali	0	0	0	0	0	0
3	Kharar	1	1	0	0	0	6393
4	Dera Bassi	0	1	0	0	0	7583
5	Zirakpur	0	1	0	0	0	3488
6	Naya-Gaon	0	0	0	0	0	0
7	Banur	0	1	0	0	0	2213
8	Lalru	0	0	0	0	0	0
	<b>Sub-Total</b>	<b>1</b>	<b>8</b>	<b>0</b>	<b>0</b>	<b>0</b>	<b>54105</b>



SN/ Name of the District	Name of the Municipality/ Municipal Corpn.	Hospitals	Dispensaries	Health Centres	Beds	Patients Treated	
						Indoor	Outdoor
1/2	3	4	5	6	7	8	9
<b>17. Bathinda</b>							
1	Bathinda	1	7	0	50	24	11724
2	Bhucho	0	1	0	0	0	1140
3	Goniana	0	0	0	0	0	1570
4	Kot Fattah	0	1	0	0	0	1340
5	Maur	0	1	1	5	0	11490
6	Rama	0	0	0	0	0	2830
7	Rampura Phool	0	1	0	0	0	2790
8	Sangat	0	1	0	0	0	1440
9	Talwandi Sabo	0	1	0	0	0	0
10	Bhgta	0	4	0	0	0	11970
11	Kot Shamir	0	1	0	0	0	1940
12	Lehra Mohabbat	0	0	0	0	0	0
13	Nathana	0	3	0	0	0	7495
14	Chowke	0	0	0	0	0	0
15	Rampura	0	4	0	0	0	10170
16	Balianwali	0	1	0	0	0	1419
17	Mandi Kalan	0	1	0	0	0	1320
18	Maluka	0	0	0	0	0	0
19	Bhai Rupa	0	0	0	0	0	0
20	Kotha Guru	0	3	0	0	0	7540
21	Mehraj	0	2	0	0	0	8416
	<b>Sub-Total</b>	<b>1</b>	<b>32</b>	<b>1</b>	<b>55</b>	<b>24</b>	<b>84594</b>
<b>18. Jalandhar</b>							
1	Adampur	0	0	0	0	0	0
2	Alawalpur	0	0	0	0	0	0
3	Jalandhar	1	10	0	0	0	47740
4	Kartarpur	0	0	0	0	0	0
5	Nakodar	0	1	0	0	0	18700
6	Noor Mahal	1	1	0	0	0	16100
7	Philaur	0	1	0	0	0	6172
8	Shahkot	0	0	0	0	0	0
9	Goraya	0	0	0	0	0	0
10	Bhogpur	0	0	0	0	0	0
11	Lohian Khas	0	0	0	0	0	0
12	Mehatpur	0	0	0	0	0	0
	<b>Sub-Total</b>	<b>2</b>	<b>13</b>	<b>0</b>	<b>0</b>	<b>0</b>	<b>88712</b>
<b>19. Sangrur</b>							
1	Malerkotla	0	1	0	0	0	10678
2	Sangrur	0	1	0	0	0	12162
3	Sunam	0	1	0	0	0	10897
4	Dhuri	0	1	0	0	0	12054
5	Longowal	0	1	0	0	0	11499
6	Ahmedgarh	0	0	0	0	0	0
7	Lehragaga	0	0	0	0	0	0
8	Bhiwanigarh	0	1	0	0	0	11131
9	Khanauri	0	0	0	0	0	0
10	Cheema	0	0	0	0	0	0
11	Dirba	0	0	0	0	0	0
12	Moonak	0	0	0	0	0	0
13	Amargarh	0	0	0	0	0	0
	<b>Sub-Total</b>	<b>0</b>	<b>6</b>	<b>0</b>	<b>0</b>	<b>0</b>	<b>68421</b>
<b>20. Barnala</b>							
1	Barnala	0	1	0	0	0	13448
2	Tapa	0	0	0	0	0	0
3	Bhadaur	0	0	0	0	0	0
4	Dhanoula	0	0	0	0	0	0
5	Handiaya	0	0	0	0	0	0
	<b>Sub-Total</b>	<b>0</b>	<b>1</b>	<b>0</b>	<b>0</b>	<b>0</b>	<b>13448</b>
<b>21. Fazilka</b>							
1	Abohar	0	1	0	0	0	19500
2	Jalalabad	0	0	0	0	0	0
3	Fazilka	0	0	0	0	0	0
4	Arni Wala Sheikh Suban	0	0	0	0	0	0
	<b>Sub-Total</b>	<b>0</b>	<b>1</b>	<b>0</b>	<b>0</b>	<b>0</b>	<b>19500</b>
<b>22. Pathankot</b>							
1	Pathankot	0	5	0	10	242	13546
2	Sujanpur	0	1	0	2	0	1417
	<b>Sub-Total</b>	<b>0</b>	<b>6</b>	<b>0</b>	<b>12</b>	<b>242</b>	<b>14963</b>
	<b>Grand Total</b>	<b>12</b>	<b>119</b>	<b>9</b>	<b>248</b>	<b>4360</b>	<b>846862</b>

**Vital and Health Statistics**  
**Table No. 4.4 No. of Homeopathic Hospitals, Dispensaries and Other Facilities (Government) 2014-15**

SN/ Name of the District	Name of the Municipality/ Municipal Corpn.	Hospitals	Dispensaries	Health Centres	Beds	Patients Treated	
						Indoor	Outdoor
1/2	3	4	5	6	7	8	9
<b>1. Kapurthala</b>							
1	Kapurthala	0	1	0	0	0	24860
2	Phagwara	0	1	0	0	0	14817
3	Sultanpur Lodhi	0	1	0	0	0	3730
4	Dhilwan	0	0	0	0	0	0
5	Begowal	0	0	0	0	0	0
6	Bhulath	0	0	0	0	0	0
7	Nadala	0	0	0	0	0	0
	<b>Sub-Total</b>	<b>0</b>	<b>3</b>	<b>0</b>	<b>0</b>	<b>0</b>	<b>43407</b>
<b>2. Fatehgarh Sahib</b>							
1	Amloh	0	1	0	0	0	10209
2	Sirhind	0	2	0	0	0	40946
3	Gobindgarh	0	1	0	0	0	18328
4	Bassi Pathana	0	1	0	0	0	13535
5	Khamano	0	1	0	0	0	10819
	<b>Sub-Total</b>	<b>0</b>	<b>6</b>	<b>0</b>	<b>0</b>	<b>0</b>	<b>93837</b>
<b>3. Mansa</b>							
1	Mansa	0	1	0	0	0	13206
2	Budhlada	0	0	0	0	0	0
3	Bareta	0	0	0	0	0	0
4	Bhikhi	0	1	0	0	0	16420
5	Sardulgarh	0	0	0	0	0	0
6	Boha	0	0	0	0	0	0
	<b>Sub-Total</b>	<b>0</b>	<b>2</b>	<b>0</b>	<b>0</b>	<b>0</b>	<b>29626</b>
<b>4. Firozpur</b>							
1	Firozpur	0	1	0	0	0	11163
2	Talwandi Bhai	0	0	0	0	0	0
3	Zira	0	1	0	0	0	8518
4	Guru Har Sahai	0	1	0	0	0	10301
5	Makhu	0	0	0	0	0	0
6	Mudakki	0	0	0	0	0	0
7	Malanwali khas	0	0	0	0	0	0
8	Mamdot	0	0	0	0	0	0
	<b>Sub-Total</b>	<b>0</b>	<b>3</b>	<b>0</b>	<b>0</b>	<b>0</b>	<b>29982</b>
<b>5. Ludhiana</b>							
1	Ludhiana	0	2	0	0	0	46553
2	Samrala	0	1	0	0	0	18215
3	Khanna	0	0	0	0	0	0
4	Doraha	0	0	0	0	0	0
5	Jagraon	0	1	0	0	0	13119
6	Raikot	0	0	0	0	0	0
7	Mulanpur	0	1	0	0	0	27573
8	Payal	0	0	0	0	0	0
9	Machhiwara	0	1	0	0	0	23136
10	Maloud	0	0	0	0	0	0
11	Sahnewal	0	1	0	0	0	28343
	<b>Sub-Total</b>	<b>0</b>	<b>7</b>	<b>0</b>	<b>0</b>	<b>0</b>	<b>156939</b>
<b>6. Patiala</b>							
1	Ghagga	0	0	0	0	0	0
2	Bhadson	0	0	0	0	0	0
3	Ghanaur	0	0	0	0	0	0
4	Nabha	0	1	0	0	0	32692
5	Patiala	0	2	0	0	0	206712
6	Patran	0	0	0	0	0	0
7	Rajpura	0	1	0	0	0	35551
8	Samana	0	1	0	0	0	42250
9	Sanaur	0	0	0	0	0	0
	<b>Sub-Total</b>	<b>0</b>	<b>5</b>	<b>0</b>	<b>0</b>	<b>0</b>	<b>317205</b>
<b>7. Amritsar</b>							
1	Amritsar	0	1	0	0	0	12300
2	Jandiala	0	1	0	0	0	9140
3	Ramdas	0	0	0	0	0	0
4	Majitha	0	1	0	0	0	3578
5	Rayya	0	0	0	0	0	0
6	Raja Sansi	0	0	0	0	0	0
7	Ajnala	0	0	0	0	0	0
	<b>Sub-Total</b>	<b>0</b>	<b>3</b>	<b>0</b>	<b>0</b>	<b>0</b>	<b>25018</b>

SN/ Name of the District	Name of the Municipality/ Municipal Corpn.	Hospitals	Dispensaries	Health Centres	Beds	Patients Treated	
						Indoor	Outdoor
1/2	3	4	5	6	7	8	9
<b>8. Tarn Taran</b>							
1	Tarn Taran	0	1	0	0	0	9426
2	Patti	0	1	0	0	0	14794
3	Khemkaran	0	0	0	0	0	0
4	Bhikhiwind	0	0	0	0	0	0
	<b>Sub-Total</b>	<b>0</b>	<b>2</b>	<b>0</b>	<b>0</b>	<b>0</b>	<b>24220</b>
<b>9. Hoshiarpur</b>							
1	Sham Churasi	0	0	0	0	0	0
2	Hoshiarpur	0	1	0	0	0	15490
3	Haryana	0	0	0	0	0	0
4	Gardhiwal	0	0	0	0	0	0
5	Garh Shankar	0	1	0	0	0	9790
6	Tanda	0	1	0	0	0	9887
7	Dasuya	0	1	0	0	0	6335
8	Mukerian	0	1	0	0	0	4216
9	Mahilpur	0	0	0	0	0	0
10	Talwara	0	0	0	0	0	0
	<b>Sub-Total</b>	<b>0</b>	<b>5</b>	<b>0</b>	<b>0</b>	<b>0</b>	<b>45718</b>
<b>10. Shaheed Bhagat Singh Nagar</b>							
1	Nawan Shehar	1	0	0	0	0	13532
2	Banga	0	0	0	0	0	0
3	Balachaur	1	0	0	0	0	12010
4	Rahon	0	0	0	0	0	0
	<b>Sub-Total</b>	<b>2</b>	<b>0</b>	<b>0</b>	<b>0</b>	<b>0</b>	<b>25542</b>
<b>11. Gurdaspur</b>							
1	Qadian	0	0	0	0	0	0
2	Shri Hargobindpur	0	0	0	0	0	0
3	Dina Nagar	0	1	0	0	0	10600
4	Batala	0	2	0	0	0	19900
5	Dhariwal	0	0	0	0	0	0
6	Dera Baba Nanak	0	0	0	0	0	0
7	Gurdaspur	0	2	0	0	0	21500
	Fatehgarh Churian	0	1	0	0	0	9520
	<b>Sub-Total</b>	<b>0</b>	<b>6</b>	<b>0</b>	<b>0</b>	<b>0</b>	<b>61520</b>
<b>12. Faridkot</b>							
1	Faridkot	0	2	0	0	0	27163
2	Kotkapura	0	1	0	0	0	30571
3	Jaitu	0	0	0	0	0	0
	<b>Sub-Total</b>	<b>0</b>	<b>3</b>	<b>0</b>	<b>0</b>	<b>0</b>	<b>57734</b>
<b>13. Shri Muktsar Sahib</b>							
1	Gidderbaha	0	0	0	0	0	0
2	Bariwala	0	0	0	0	0	0
3	Malout	0	0	0	0	0	0
4	Shri Muktsar Sahib	0	0	0	0	0	0
	<b>Sub-Total</b>	<b>0</b>	<b>0</b>	<b>0</b>	<b>0</b>	<b>0</b>	<b>0</b>
<b>14. Moga</b>							
1	Dharamkot	0	0	0	0	0	0
2	Badhni Kalan	0	0	0	0	0	0
3	Bagha Purana	0	3	0	0	0	25300
4	Moga	1	0	0	0	0	9238
5	Nihal Singh Wala	0	0	0	0	0	0
6	Kot Ise Khan	0	0	0	0	0	0
	<b>Sub-Total</b>	<b>1</b>	<b>3</b>	<b>0</b>	<b>0</b>	<b>0</b>	<b>34538</b>
<b>15. Rupnagar</b>							
1	Rupnagar	0	1	0	0	0	15886
2	Morinda	0	0	0	0	0	0
3	Shri Anandpur Sahib	0	0	0	0	0	0
4	Nangal	0	1	0	0	0	175
5	Shri Chamkaur Sahib	0	1	0	0	0	15221
6	Shri Kiratpur Sahib	0	0	0	0	0	0
	<b>Sub-Total</b>	<b>0</b>	<b>3</b>	<b>0</b>	<b>0</b>	<b>0</b>	<b>31282</b>
<b>16. Sahibzada Ajit Singh Nagar</b>							
1	S.A.S. Nagar	0	4	0	0	0	76781
2	Kurali	0	1	0	0	0	13483
3	Kharar	0	1	0	0	0	12482
4	Dera Bassi	0	1	0	0	0	28696
5	Zirakpur	0	1	0	0	0	11138
6	Naya-Gaon	0	1	0	0	0	13190
7	Banur	0	1	0	0	0	13134
8	Lalru	0	0	0	0	0	0
	<b>Sub-Total</b>	<b>0</b>	<b>10</b>	<b>0</b>	<b>0</b>	<b>0</b>	<b>168904</b>

SN/ Name of the District	Name of the Municipality/ Municipal Corpn.	Hospitals	Dispensaries	Health Centres	Beds	Patients Treated	
						Indoor	Outdoor
1/2	3	4	5	6	7	8	9
<b>17. Bathinda</b>							
1	Bathinda	0	2	0	0	0	27661
2	Bhucho	0	1	0	0	0	8637
3	Goniana	0	1	0	0	0	17235
4	Kot Fattah	0	0	0	0	0	0
5	Maur	0	0	0	0	0	0
6	Rama	0	0	0	0	0	0
7	Rampura Phool	0	1	0	0	0	10471
8	Sangat	0	1	0	0	0	8256
9	Talwandi Sabo	0	1	0	0	0	20676
10	Kot Shamir	0	0	0	0	0	0
11	Lehra Mohabbat	0	0	0	0	0	0
12	Nathana	0	1	0	0	0	875
13	Chowke	0	0	0	0	0	0
14	Rampura	0	0	0	0	0	0
15	Balianwali	0	0	0	0	0	0
16	Mandi Kalan	0	0	0	0	0	0
17	Maluka	0	0	0	0	0	0
18	Bhai Rupa	0	0	0	0	0	0
19	Kotha Guru	0	0	0	0	0	0
20	Mehraj	0	0	0	0	0	0
	<b>Sub-Total</b>	<b>0</b>	<b>8</b>	<b>0</b>	<b>0</b>	<b>0</b>	<b>93811</b>
<b>18. Jalandhar</b>							
1	Adampur	0	0	0	0	0	0
2	Alawalpur	0	0	0	0	0	0
3	Jalandhar	0	1	0	0	0	54750
4	Kartarpur	0	0	0	0	0	0
5	Nakodar	0	1	0	0	0	32315
6	Noor Mahal	0	1	0	0	0	15791
7	Philaur	0	1	0	0	0	16011
8	Shahkot	0	0	0	0	0	0
9	Goraya	0	0	0	0	0	0
10	Bhogpur	0	0	0	0	0	0
11	Lohian Khas	0	0	0	0	0	0
12	Mehatpur	0	0	0	0	0	0
	<b>Sub-Total</b>	<b>0</b>	<b>4</b>	<b>0</b>	<b>0</b>	<b>0</b>	<b>118867</b>
<b>19. Sangrur</b>							
1	Malerkotla	0	2	0	0	0	41857
2	Sangrur	0	2	0	10	0	29503
3	Sunam	0	2	0	0	0	18093
4	Dhuri	0	1	0	1	0	26041
5	Longowal	0	1	0	0	0	3221
6	Ahmedgarh	0	1	0	0	0	22503
7	Lehragaga	0	1	0	0	0	2256
8	Bhiwanigarh	0	1	0	0	0	12635
9	Khanauri	0	0	0	0	0	0
10	Cheema	0	0	0	0	0	0
11	Dirba	0	0	0	0	0	0
12	Moonak	0	0	0	0	0	0
13	Amargarh	0	1	0	0	0	10192
	<b>Sub-Total</b>	<b>0</b>	<b>12</b>	<b>0</b>	<b>11</b>	<b>0</b>	<b>166301</b>
<b>20. Barnala</b>							
1	Barnala	0	1	0	0	0	28287
2	Tapa	0	0	0	0	0	0
3	Bhadaur	0	1	0	0	0	3632
4	Dhanoula	0	1	0	0	0	12032
5	Handiaya	0	0	0	0	0	0
	<b>Sub-Total</b>	<b>0</b>	<b>3</b>	<b>0</b>	<b>0</b>	<b>0</b>	<b>43951</b>
<b>21. Fazilka</b>							
1	Abohar	0	1	0	0	0	20300
2	Jalalabad	0	0	0	0	0	0
3	Fazilka	0	1	0	0	0	0
4	Arni Wala Sheikh Suban	0	0	0	0	0	0
	<b>Sub-Total</b>	<b>0</b>	<b>2</b>	<b>0</b>	<b>0</b>	<b>0</b>	<b>20300</b>
<b>22. Pathankot</b>							
1	Pathankot	0	1	0	2	0	6113
2	sujanpur	0	0	0	0	0	0
	<b>Sub-Total</b>	<b>0</b>	<b>1</b>	<b>0</b>	<b>2</b>	<b>0</b>	<b>6113</b>
	<b>Grand Total</b>	<b>3</b>	<b>91</b>	<b>0</b>	<b>13</b>	<b>0</b>	<b>1594815</b>



SN/ Name of the District	Name of the Municipality/ Municipal Corpn.	Govt. Institutions				Municipal Institutions				Aided Institutions			
		Beds	Patients Treated			Beds	Patients Treated			Beds	Patients Treated		
			Indoor	Outdoor	Total		Indoor	Outdoor	Total		Indoor	Outdoor	Total
1/2	3	4	5	6	7	8	9	10	11	12	13	14	15
<b>5. Ludhiana</b>													
1	Ludhiana	384	246532	1006726	1253258	0	0	50919	50919	0	0	0	0
2	Samrala	50	4492	66587	71079	0	0	0	0	0	0	0	0
3	Khanna	50	6938	143597	150535	14	152	4158	4310	0	0	0	0
4	Doraha	0		6517	6517	0	0	0	0	0	0	0	0
5	Jagraon	50	8703	144629	153332	0	0	0	0	0	0	0	0
6	Raikot	50	3317	43463	46780	0	0	0	0	0	0	0	0
7	Mulanpur	6	103	15624	15727	0	0	0	0	0	0	0	0
8	Payal	30	3791	43943	47734	0	0	0	0	0	0	0	0
9	Machhiwara	30	4208	62138	66346	0	0	0	0	0	0	0	0
10	Maloud	30	2617	39113	41730	0	0	0	0	0	0	0	0
11	Sahnawal	30	3892	60105	63997	0	0	0	0	0	0	0	0
	<b>Sub-Total</b>	<b>710</b>	<b>284593</b>	<b>1632442</b>	<b>1917035</b>	<b>14</b>	<b>152</b>	<b>55077</b>	<b>55229</b>	<b>0</b>	<b>0</b>	<b>0</b>	<b>0</b>
<b>6. Patiala</b>													
1	Ghagga	2	0	2712	2712	0	0	0	0	0	0	0	0
2	Bhadson	23	991	61167	62158	0	0	0	0	0	0	0	0
3	Ghanaur	30	2214	37223	39437	0	0	0	0	0	0	0	0
4	Nabha	175	36501	345044	381545	0	0	0	0	0	0	0	0
5	Patiala	2357	64003	1131202	1195205	0	0	0	0	50	893	40441	41334
6	Patran	0	0	2802	2802	0	0	0	0	0	0	0	0
7	Rajpura	100	11274	234770	246044	0	0	0	0	0	0	0	0
8	Samana	55	8415	173110	181525	0	0	0	0	0	0	0	0
9	Sanaur	28	1648	26464	28112	0	0	0	0	0	0	0	0
	<b>Sub-Total</b>	<b>2770</b>	<b>125046</b>	<b>2014494</b>	<b>2139540</b>	<b>0</b>	<b>0</b>	<b>0</b>	<b>0</b>	<b>50</b>	<b>893</b>	<b>40441</b>	<b>41334</b>
<b>7. Amritsar</b>													
1	Amritsar	1051	30470	300810	331280	65	2060	24480	26540	0	0	0	0
2	Jandiala	0	0	0	0	0	0	0	0	0	0	0	0
3	Ramdas	30	840	8140	8980	0	0	0	0	0	0	0	0
4	Majitha	30	1210	24810	26020	0	0	0	0	0	0	0	0
5	Rayya	0	0	0	0	0	0	0	0	0	0	0	0
6	Raja Sansi	12	308	22158	22466	0	0	0	0	0	0	0	0
7	Ajnala	50	4185	67514	71699	0	0	0	0	0	0	0	0
	<b>Sub-Total</b>	<b>1173</b>	<b>37013</b>	<b>423432</b>	<b>460445</b>	<b>65</b>	<b>2060</b>	<b>24480</b>	<b>26540</b>	<b>0</b>	<b>0</b>	<b>0</b>	<b>0</b>
<b>8. Tarn Taran</b>													
1	Tarn Taran	100	8864	32169	41033	0	0	0	0	50	6412	4512	10924
2	Patti	66	4400	69188	73588	0	0	0	0	0	0	0	0
3	Khemkaran	30	1365	33338	34703	0	0	0	0	0	0	0	0
4	Bhikhiwind	2	286	50	336	0	0	0	0	0	0	0	0
	<b>Sub-Total</b>	<b>198</b>	<b>14915</b>	<b>134745</b>	<b>149660</b>	<b>0</b>	<b>0</b>	<b>0</b>	<b>0</b>	<b>50</b>	<b>6412</b>	<b>4512</b>	<b>10924</b>







SN/ Name of the District	Name of the Municipality/ Municipal Corpn.	Govt. Institutions				Municipal Institutions				Aided Institutions			
		Beds	Patients Treated			Beds	Patients Treated			Beds	Patients Treated		
			Indoor	Outdoor	Total		Indoor	Outdoor	Total		Indoor	Outdoor	Total
1/2	3	4	5	6	7	8	9	10	11	12	13	14	15
<b>17. Bathinda</b>													
1	Bathinda	150	14538	24169	38707	0	0	0	0	0	0	0	0
2	Bhucho	20	1699	11656	13355	0	0	0	0	0	0	0	0
3	Goniana	50	4495	12232	16727	0	0	0	0	0	0	0	0
4	Kot Fattah	4	521	21521	22042	0	0	0	0	0	0	0	0
5	Maur	25	14538	31823	46361	0	0	0	0	0	0	0	0
6	Rama	25	1699	2484	4183	0	0	0	0	0	0	0	0
7	Rampura Phool	25	1598	10099	11697	0	0	0	0	0	0	0	0
8	Sangat	25	1599	3220	4819	0	0	0	0	0	0	0	0
9	Talwandi Sabo	50	2102	4420	6522	0	0	0	0	0	0	0	0
10	Bhgta	25	3110	4506	7616	0	0	0	0	0	0	0	0
11	Kot Shamir	10	107	1121	1228	0	0	0	0	0	0	0	0
12	Lehra Mohabbat	10	1220	3545	4765	0	0	0	0	0	0	0	0
13	Nathana	10	728	931	1659	0	0	0	0	0	0	0	0
14	Chowke	5	226	345	571	0	0	0	0	0	0	0	0
15	Rampura	50	1679	11544	13223	0	0	0	0	0	0	0	0
16	Balianwali	5	132	233	365	0	0	0	0	0	0	0	0
17	Mandi Kalan	10	320	511	831	0	0	0	0	0	0	0	0
18	Maluka	5	251	442	693	0	0	0	0	0	0	0	0
19	Bhai Rupa	10	370	631	1001	0	0	0	0	0	0	0	0
20	Kotha Guru	2	78	201	279	0	0	0	0	0	0	0	0
21	Mehraj	25	461	872	1333	0	0	0	0	0	0	0	0
	<b>Sub-Total</b>	<b>541</b>	<b>51471</b>	<b>146506</b>	<b>197977</b>	<b>0</b>	<b>0</b>	<b>0</b>	<b>0</b>	<b>0</b>	<b>0</b>	<b>0</b>	<b>0</b>
<b>18. Jalandhar</b>													
1	Adampur	10	19210	36875	56085	0	0	0	0	0	0	0	0
2	Alawalpur	4	575	7280	7855	0	0	0	0	0	0	0	0
3	Jalandhar	531	19540	710612	730152	6	1475	21010	22485	645	36950	759854	796804
4	Kartarpur	30	3150	73950	77100	0	0	0	0	0	0	0	0
5	Nakodar	50	6290	337850	344140	0	0	0	0	0	0	0	0
6	Noor Mahal	25	4270	78790	83060	0	0	0	0	0	0	0	0
7	Philaur	76	6640	112450	119090	0	0	0	0	0	0	0	0
8	Shahkot	30	2690	68675	71365	0	0	0	0	0	0	0	0
9	Goraya	0	0	32770	32770	0	0	0	0	0	0	0	0
10	Bhogpur	6	850	22534	23384	0	0	0	0	0	0	0	0
11	Lohian Khas	25	1750	7185	8935	0	0	0	0	0	0	0	0
12	Mehatpur	0	0	0	0	0	0	0	0	0	0	0	0
	<b>Sub-Total</b>	<b>787</b>	<b>64965</b>	<b>1488971</b>	<b>1553936</b>	<b>6</b>	<b>1475</b>	<b>21010</b>	<b>22485</b>	<b>645</b>	<b>36950</b>	<b>759854</b>	<b>796804</b>

SN/ Name of the District	Name of the Municipality/ Municipal Corpn.	Govt. Institutions				Municipal Institutions				Aided Institutions			
		Beds	Patients Treated			Beds	Patients Treated			Beds	Patients Treated		
			Indoor	Outdoor	Total		Indoor	Outdoor	Total		Indoor	Outdoor	Total
1/2	3	4	5	6	7	8	9	10	11	12	13	14	15
<b>19. Sangrur</b>													
1	Malerkotla	100	11428	184227	195655	0	0	0	0	0	0	0	0
2	Sangrur	156	20778	319640	340418	0	0	0	0	0	0	0	0
3	Sunam	50	3663	70154	73817	0	0	0	0	0	0	0	0
4	Dhuri	50	5245	104813	110058	0	0	0	0	0	0	0	0
5	Longowal	30	739	29022	29761	0	0	0	0	0	0	0	0
6	Ahmedgarh	30	2261	51932	54193	0	0	0	0	0	0	0	0
7	Lehragaga	30	1826	37219	39045	0	0	0	0	0	0	0	0
8	Bhiwanigarh	30	4085	71756	75841	0	0	0	0	0	0	0	0
9	Khanauri	6	0	6146	6146	0	0	0	0	0	0	0	0
10	Cheema	20	472	6198	6670	0	0	0	0	0	0	0	0
11	Dirba	5	52	1276	1328	0	0	0	0	0	0	0	0
12	Moonak	30	278	16598	16876	0	0	0	0	0	0	0	0
13	Amargarh	5	0	4239	4239								
	<b>Sub-Total</b>	<b>542</b>	<b>50827</b>	<b>903220</b>	<b>954047</b>	<b>0</b>	<b>0</b>	<b>0</b>	<b>0</b>	<b>0</b>	<b>0</b>	<b>0</b>	<b>0</b>
<b>20. Barnala</b>													
1	Barnala	100	17385	244493	261878	0	0	0	0	0	0	0	0
2	Tapa	60	1237	57711	58948	0	0	0	0	0	0	0	0
3	Bhadaur	30	1076	44554	45630	0	0	0	0	0	0	0	0
4	Dhanoula	30	2177	73901	76078	0	0	0	0	0	0	0	0
5	Handiaya	4	0	7314	7314	0	0	0	0	0	0	0	0
	<b>Sub-Total</b>	<b>224</b>	<b>21875</b>	<b>427973</b>	<b>449848</b>	<b>0</b>	<b>0</b>	<b>0</b>	<b>0</b>	<b>0</b>	<b>0</b>	<b>0</b>	<b>0</b>
<b>21. Fazilka</b>													
1	Abohar	100	8310	18914	27224	0	0	10500	10500	0	0	0	0
2	Jalalabad	30	2345	2017	4362	0	0	0	0	0	0	0	0
3	Fazilka	50	2451	90135	92586	0	0	0	0	0	0	0	0
4	Arni Wala Sheikh Suban	0	0	0	0	0	0	0	0	0	0	0	0
	<b>Sub-Total</b>	<b>180</b>	<b>13106</b>	<b>111066</b>	<b>124172</b>	<b>0</b>	<b>0</b>	<b>10500</b>	<b>10500</b>	<b>0</b>	<b>0</b>	<b>0</b>	<b>0</b>
<b>22. Pathankot</b>													
1	Pathankot	115	9881	85121	95117	0	0	0	0	0	0	0	0
2	sujanpur	10	185	2904	3099	0	0	0	0	0	0	0	0
	<b>Sub-Total</b>	<b>125</b>	<b>10066</b>	<b>88025</b>	<b>98216</b>	<b>0</b>	<b>0</b>	<b>0</b>	<b>0</b>	<b>0</b>	<b>0</b>	<b>0</b>	<b>0</b>
	<b>Grand Total</b>	<b>11106</b>	<b>1052495</b>	<b>12689131</b>	<b>13742098</b>	<b>85</b>	<b>3687</b>	<b>111067</b>	<b>114754</b>	<b>823</b>	<b>52922</b>	<b>899572</b>	<b>952494</b>



SN/ Name of the District	Name of the Municipality/ Municipal Corpn.	Govt. Institutions					Municipal Institutions					Aided Institutions				
		Doctors	Nurses and Mid-wives	Para-Medical Persons	Others	Salaries & Allowances Paid (Rs.000)	Doctors	Nurses and Mid-wives	Para-Medical Persons	Others	Salaries & Allowances Paid (Rs.000)	Doctors	Nurses and Mid-wives	Para-Medical Persons	Others	Salaries & Allowances Paid (Rs.000)
1/2	3	4	5	6	7	8	9	10	11	12	13	14	15	16	17	18
<b>5. Ludhiana</b>																
1	Ludhiana	116	113	125	260	359258	1	4	4	7	8954	0	0	0	0	0
2	Samrala	12	12	34	4	29956	0	0	0	0	0	0	0	0	0	0
3	Khanna	17	16	17	44	48760	0	1	5	1	2705	0	0	0	0	0
4	Doraha	1	1	5	0	3230	0	0	0	0	0	0	0	0	0	0
5	Jagraon	16	17	50	3	43306	0	0	0	0	0	0	0	0	0	0
6	Raikot	13	6	3	4	16360	0	0	0	0	0	0	0	0	0	0
7	Mulanpur	1	2	4	5	6521	0	0	0	0	0	0	0	0	0	0
8	Payal	7	9	12	20	30773	0	0	0	0	0	0	0	0	0	0
9	Machhiwara	4	9	10	15	26431	0	0	0	0	0	0	0	0	0	0
10	Maloud	7	6	12	12	15404	0	0	0	0	0	0	0	0	0	0
11	Sahnewal	6	8	11	13	13665	0	0	0	0	0	0	0	0	0	0
	<b>Sub-Total</b>	<b>200</b>	<b>199</b>	<b>283</b>	<b>380</b>	<b>593664</b>	<b>1</b>	<b>5</b>	<b>9</b>	<b>8</b>	<b>11659</b>	<b>0</b>	<b>0</b>	<b>0</b>	<b>0</b>	<b>0</b>
<b>6. Patiala</b>																
1	Ghagga	1	1	1	1	1817512	0	0	0	0	0	0	0	0	0	0
2	Bhadson	4	8	82	0	12629122	0	0	0	0	0	0	0	0	0	0
3	Ghanaur	10	7	7	13	18213000	0	0	0	0	0	0	0	0	0	0
4	Nabha	23	28	23	50	87796932	0	0	0	0	0	0	0	0	0	0
5	Patiala	403	497	442	901	1146508382	0	0	0	0	0	8	6	5	28	4009240
6	Patran	1	1	2	1	1842301	0	0	0	0	0	0	0	0	0	0
7	Rajpura	22	24	52	8	80346672	0	0	0	0	0	0	0	0	0	0
8	Samana	10	10	10	15	31825215	0	0	0	0	0	0	0	0	0	0
9	Sanaur	1	1	1	2	1992422	0	0	0	0	0	0	0	0	0	0
	<b>Sub-Total</b>	<b>475</b>	<b>577</b>	<b>620</b>	<b>991</b>	<b>1382971558</b>	<b>0</b>	<b>0</b>	<b>0</b>	<b>0</b>	<b>0</b>	<b>8</b>	<b>6</b>	<b>5</b>	<b>28</b>	<b>4009240</b>
<b>7. Amritsar</b>																
1	Amritsar	52	442	172	610	663420150	3	6	11	11	22376750	0	0	0	0	0
2	Jandiala	0	0	0	0	0	0	0	0	0	0	0	0	0	0	0
3	Ramdass	7	10	5	1	3129320	0	0	0	0	0	0	0	0	0	0
4	Majitha	5	15	5	7	18973657	0	0	0	0	0	0	0	0	0	0
5	Rayya	0	0	0	0	0	0	0	0	0	0	0	0	0	0	0
6	Raja Sansi	3	10	4	6	6812500	0	0	0	0	0	0	0	0	0	0
7	Ajnala	12	10	41	2	203649130	0	0	0	0	0	0	0	0	0	0
	<b>Sub-Total</b>	<b>79</b>	<b>487</b>	<b>227</b>	<b>626</b>	<b>895984757</b>	<b>3</b>	<b>6</b>	<b>11</b>	<b>11</b>	<b>22376750</b>	<b>0</b>	<b>0</b>	<b>0</b>	<b>0</b>	<b>0</b>
<b>8. Tarn Taran</b>																
1	Tarn Taran	20	24	39	2	70177	0	0	0	0	0	10	3	43	2	52233
2	Patti	15	14	14	24	44472	0	0	0	0	0	0	0	0	0	0
3	Khemkaran	6	8	48	6	22306	0	0	0	0	0	0	0	0	0	0
4	Bhikhiwind	1	3	7	2	63480	0	0	0	0	0	0	0	0	0	0
	<b>Sub-Total</b>	<b>42</b>	<b>49</b>	<b>108</b>	<b>34</b>	<b>200435</b>	<b>0</b>	<b>0</b>	<b>0</b>	<b>0</b>	<b>0</b>	<b>10</b>	<b>3</b>	<b>43</b>	<b>2</b>	<b>52233</b>





SN/ Name of the District	Name of the Municipality/ Municipal Corpn.	Govt. Institutions					Municipal Institutions					Aided Institutions				
		Doctors	Nurses and Mid-wives	Para-Medical Persons	Others	Salaries & Allowances Paid (Rs.000)	Doctors	Nurses and Mid-wives	Para-Medical Persons	Others	Salaries & Allowances Paid (Rs.000)	Doctors	Nurses and Mid-wives	Para-Medical Persons	Others	Salaries & Allowances Paid (Rs.000)
1/2	3	4	5	6	7	8	9	10	11	12	13	14	15	16	17	18
<b>17. Bathinda</b>																
1	Bathinda	1	3	5	8	5261886	0	0	0	0	0	0	0	0	0	0
2	Bhucho	0	0	0	0	0	0	0	0	0	0	0	0	0	0	0
3	Goniana	0	0	0	0	0	0	0	0	0	0	0	0	0	0	0
4	Kot Fattah	0	0	0	0	0	0	0	0	0	0	0	0	0	0	0
5	Maur	0	0	0	0	0	0	0	0	0	0	0	0	0	0	0
6	Rama	0	0	0	0	0	0	0	0	0	0	0	0	0	0	0
7	Rampura Phool	0	0	0	0	0	0	0	0	0	0	0	0	0	0	0
8	Sangat	0	0	0	0	0	0	0	0	0	0	0	0	0	0	0
9	Talwandi Sabo	0	0	0	0	0	0	0	0	0	0	0	0	0	0	0
10	Bhgta	0	0	0	0	0	0	0	0	0	0	0	0	0	0	0
11	Kot Shamir	0	0	0	0	0	0	0	0	0	0	0	0	0	0	0
12	Lehra Mohabbat	0	0	0	0	0	0	0	0	0	0	0	0	0	0	0
13	Nathana	0	0	0	0	0	0	0	0	0	0	0	0	0	0	0
14	Chowke	0	0	0	0	0	0	0	0	0	0	0	0	0	0	0
15	Rampura	0	0	0	0	0	0	0	0	0	0	0	0	0	0	0
16	Balianwali	0	0	0	0	0	0	0	0	0	0	0	0	0	0	0
17	Mandi Kalan	0	0	0	0	0	0	0	0	0	0	0	0	0	0	0
18	Maluka	0	0	0	0	0	0	0	0	0	0	0	0	0	0	0
19	Bhai Rupa	0	0	0	0	0	0	0	0	0	0	0	0	0	0	0
20	Kotha Guru	0	0	0	0	0	0	0	0	0	0	0	0	0	0	0
21	Mehraj	0	0	0	0	0	0	0	0	0	0	0	0	0	0	0
	<b>Sub-Total</b>	<b>1</b>	<b>3</b>	<b>5</b>	<b>8</b>	<b>5261886</b>	<b>0</b>	<b>0</b>	<b>0</b>	<b>0</b>	<b>0</b>	<b>0</b>	<b>0</b>	<b>0</b>	<b>0</b>	<b>0</b>
<b>18. Jalandhar</b>																
1	Adampur	3	1	9	6	5156	0	0	0	0	0	0	0	0	0	0
2	Alawalpur	1	1	1	1	1082	18	12	29	22	12425	0	0	0	0	0
3	Jalandhar	105	194	136	401	291045	0	0	0	0	0	68	131	147	171	1442382
4	Kartarpur	6	2	8	4	4896	0	0	0	0	0	0	0	0	0	0
5	Nakodar	12	14	10	31	16726	0	0	0	0	0	0	0	0	0	0
6	Noor Mahal	2	5	3	5	5283	0	0	0	0	0	0	0	0	0	0
7	Philaur	19	16	25	6	15745	0	0	0	0	0	0	0	0	0	0
8	Shahkot	5	3	7	8	6895	0	0	0	0	0	0	0	0	0	0
9	Goraya	2	2	5	5	7943	0	0	0	0	0	0	0	0	0	0
10	Bhogpur	1	2	4	3	3982	0	0	0	0	0	0	0	0	0	0
11	Lohian Khas	1	4	4	7	5142	0	0	0	0	0	0	0	0	0	0
12	Mehatpur	0	0	0	0	0	0	0	0	0	0	0	0	0	0	0
	<b>Sub-Total</b>	<b>154</b>	<b>243</b>	<b>203</b>	<b>471</b>	<b>358739</b>	<b>18</b>	<b>12</b>	<b>29</b>	<b>22</b>	<b>12425</b>	<b>68</b>	<b>131</b>	<b>147</b>	<b>171</b>	<b>1442382</b>

SN/ Name of the District	Name of the Municipality/ Municipal Corpn.	Govt. Institutions					Municipal Institutions					Aided Institutions				
		Doctors	Nurses and Mid-wives	Para-Medical Persons	Others	Salaries & Allowances Paid (Rs.000)	Doctors	Nurses and Mid-wives	Para-Medical Persons	Others	Salaries & Allowances Paid (Rs.000)	Doctors	Nurses and Mid-wives	Para-Medical Persons	Others	Salaries & Allowances Paid (Rs.000)
1/2	3	4	5	6	7	8	9	10	11	12	13	14	15	16	17	18
<b>19. Sangrur</b>																
1	Malerkotla	18	43	56	24	85005	0	0	0	0	0	0	0	0	0	0
2	Sangrur	25	39	85	68	112653	0	0	0	0	0	0	0	0	0	0
3	Sunam	11	16	39	2	41198	0	0	0	0	0	0	0	0	0	0
4	Dhuri	8	9	15	13	33036	0	0	0	0	0	0	0	0	0	0
5	Longowal	3	4	13	8	9489	0	0	0	0	0	0	0	0	0	0
6	Ahmedgarh	7	9	8	11	17854	0	0	0	0	0	0	0	0	0	0
7	Lehragaga	3	5	6	4	10032	0	0	0	0	0	0	0	0	0	0
8	Bhiwanigarh	6	25	6	16	40006	0	0	0	0	0	0	0	0	0	0
9	Khanauri	1	0	3	1	2445	0	0	0	0	0	0	0	0	0	0
10	Cheema	3	4	17	0	9882	0	0	0	0	0	0	0	0	0	0
11	Dirba	2	4	5	2	6104	0	0	0	0	0	0	0	0	0	0
12	Moonak	3	7	21	7	20941	0	0	0	0	0	0	0	0	0	0
13	Amargarh	5	2	22	17	26956	0	0	0	0	0	0	0	0	0	0
	<b>Sub-Total</b>	<b>95</b>	<b>167</b>	<b>296</b>	<b>173</b>	<b>415601</b>	<b>0</b>	<b>0</b>	<b>0</b>	<b>0</b>	<b>0</b>	<b>0</b>	<b>0</b>	<b>0</b>	<b>0</b>	<b>0</b>
<b>20. Barnala</b>																
1	Barnala	17	12	18	23	63290	0	0	0	0	0	0	0	0	0	0
2	Tapa	8	5	26	6	26171	0	0	0	0	0	0	0	0	0	0
3	Bhadaur	2	3	1	1	4845	0	0	0	0	0	0	0	0	0	0
4	Dhanoula	3	4	22	9	15134	0	0	0	0	0	0	0	0	0	0
5	Handiaya	1	0	0	0	1059	0	0	0	0	0	0	0	0	0	0
	<b>Sub-Total</b>	<b>31</b>	<b>24</b>	<b>67</b>	<b>39</b>	<b>110499</b>	<b>0</b>	<b>0</b>	<b>0</b>	<b>0</b>	<b>0</b>	<b>0</b>	<b>0</b>	<b>0</b>	<b>0</b>	<b>0</b>
<b>21. Fazilka</b>																
1	Abohar	20	16	44	7	33925	1	0	0	1	66000	0	0	0	0	0
2	Jalalabad	5	9	15	3	7218	0	0	0	0	0	0	0	0	0	0
3	Fazilka	12	26	14	29	24525	0	0	0	0	0	0	0	0	0	0
4	Arni Wala Sheikh Suban	0	0	0	0	0	0	0	0	0	0	0	0	0	0	0
	<b>Sub-Total</b>	<b>37</b>	<b>51</b>	<b>73</b>	<b>39</b>	<b>65668</b>	<b>1</b>	<b>0</b>	<b>0</b>	<b>1</b>	<b>66000</b>	<b>0</b>	<b>0</b>	<b>0</b>	<b>0</b>	<b>0</b>
<b>22. Pathankot</b>																
1	Pathankot	24	29	10	31	94	1	3	3	7	38	0	0	0	0	0
2	Sujanpur	5	3	2	3	13	0	0	0	0	0	0	0	0	0	0
	<b>Sub-Total</b>	<b>29</b>	<b>32</b>	<b>12</b>	<b>34</b>	<b>107</b>	<b>1</b>	<b>3</b>	<b>3</b>	<b>7</b>	<b>38</b>	<b>0</b>	<b>0</b>	<b>0</b>	<b>0</b>	<b>0</b>
	<b>Grand Total</b>	<b>1850</b>	<b>2951</b>	<b>2868</b>	<b>3969</b>	<b>3091755293</b>	<b>24</b>	<b>26</b>	<b>52</b>	<b>49</b>	<b>22466872</b>	<b>100</b>	<b>169</b>	<b>219</b>	<b>231</b>	<b>8533295</b>



Vital and Health Statistics

Table No. 6.1 No. of Medical Personnel and their Salaries 2014-15

SN/ Name of the District	Name of the Municipality/ Municipal Corpn.	Ayurvedic/Unani Institutions (Government)					Homeopathic Institutions (Government)				
		Doctors/ Vaid	Nurses and Midwives	Para-Medical Persons	Others	Salaries and Allowances Paid (Rs.000)	Doctors/ Vaid	Nurses and Midwives	Para-Medical Persons	Others	Salaries and Allowances Paid (Rs.000)
1/2	3	4	5	6	7	8	9	10	11	12	13
<b>1. Kapurthala</b>											
1	Kapurthala	2	3	0	2	2789	1	0	1	2	238
2	Phagwara	2	1	1	4	3307	1	0	1	2	186
3	Sultanpur Lodhi	0	0	0	0	0	0	0	0	1	303
4	Dhilwan	1	0	0	0	420	0	0	0	0	0
5	Begowal	1	0	0	0	420	0	0	0	0	0
6	Bhulath	0	0	0	0	0	0	0	0	0	0
7	Nadala	0	0	0	0	0	0	0	0	0	0
	<b>Sub-Total</b>	<b>6</b>	<b>4</b>	<b>1</b>	<b>6</b>	<b>6936</b>	<b>2</b>	<b>0</b>	<b>2</b>	<b>5</b>	<b>727</b>
<b>2. Fatehgarh Sahib</b>											
1	Amlah	0	0	0	0	0	0	0	0	0	0
2	Sirhind	2	0	2	3	3102	3	0	0	3	4242
3	Gobindgarh	1	1	0	1	1832	1	0	0	1	1383
4	Bassi Pathana	0	0	0	0	0	0	0	0	0	0
5	Khamano	1	1	0	1	1529	1	0	0	1	1363
	<b>Sub-Total</b>	<b>4</b>	<b>2</b>	<b>2</b>	<b>5</b>	<b>6463</b>	<b>5</b>	<b>0</b>	<b>0</b>	<b>5</b>	<b>6988</b>
<b>3. Mansa</b>											
1	Mansa	1	0	2	2	1368	0	0	0	0	0
2	Budhlada	0	0	0	0	0	0	0	0	0	0
3	Bareta	1	0	1	2	436	0	0	0	0	0
4	Bhikhi	0	0	0	0	0	0	0	0	0	0
5	Sardulgarh	0	0	0	0	0	0	0	0	0	0
6	Boha	0	0	0	0	0	0	0	0	0	0
	<b>Sub-Total</b>	<b>2</b>	<b>0</b>	<b>3</b>	<b>4</b>	<b>1804</b>	<b>0</b>	<b>0</b>	<b>0</b>	<b>0</b>	<b>0</b>
<b>4. Firozpur</b>											
1	Firozpur										
2	Talwandi Bhai	0	0	0	0	0	0	0	0	0	0
3	Zira	1	0	0	0	966	0	0	1	1	640
4	Guru Har Sahai	0	0	0	0	0	0	0	1	1	727
5	Makhu	0	0	0	0	0	0	0	0	0	0
6	Mudakki	0	0	0	0	0	0	0	0	0	0
7	Malanwali khas	0	0	0	0	0	0	0	0	0	0
8	Mamdot	0	0	0	0	0	0	0	0	0	0
	<b>Sub-Total</b>	<b>1</b>	<b>0</b>	<b>0</b>	<b>0</b>	<b>966</b>	<b>0</b>	<b>0</b>	<b>2</b>	<b>2</b>	<b>1367</b>

SN/ Name of the District	Name of the Municipality/ Municipal Corpn.	Ayurvedic/Unani Institutions (Government)					Homeopathic Institutions (Government)				
		Doctors/ Vaid	Nurses and Midwives	Para-Medical Persons	Others	Salaries and Allowances Paid (Rs.000)	Doctors/ Vaid	Nurses and Midwives	Para-Medical Persons	Others	Salaries and Allowances Paid (Rs.000)
1/2	3	4	5	6	7	8	9	10	11	12	13
<b>5. Ludhiana</b>											
1	Ludhiana	9	10	8	10	17170	2	1	2	3	4973
2	Samrala	1	1	1	0	1376	0	1	1	0	796
3	Khanna	1	2	1	1	2781	0	0	0	0	0
4	Doraha	0	0	0	0	0	0	0	0	0	0
5	Jagraon	1	2	1	0	2319	0	0	1	0	454
6	Raikot	1	1	1	1	1713	0	0	0	0	0
7	Mulanpur	0	0	0	0	0	1	0	1	1	191
8	Payal	1	1	1	0	1789	0	0	0	0	0
9	Machhiwara	0	0	0	0	0	1	1	1	0	194
10	Maloud	0	0	0	0	0	0	0	0	0	0
11	Sahnewal	0	0	0	0	0	1	1	1	1	2360
	<b>Sub-Total</b>	<b>14</b>	<b>17</b>	<b>13</b>	<b>12</b>	<b>27148</b>	<b>5</b>	<b>4</b>	<b>7</b>	<b>5</b>	<b>8968</b>
<b>6. Patiala</b>											
1	Ghagga	1	0	1	2	1588	0	0	0	0	0
2	Bhadson	0	0	0	0	0	0	0	0	0	0
3	Ghanaur	0	0	0	0	0	0	0	0	0	0
4	Nabha	1	1	1	2	1422	1	0	1	0	1284
5	Patiala	12	18	15	68	35988	8	0	13	1	13551
6	Patran	0	0	0	0	0	0	0	0	0	0
7	Rajpura	1	1	1	2	1627	1	0	1	0	1637
8	Samana	1	0	1	2	1513	1	0	1	1	1416
9	Sanaur	1	1	0	2	1347	0	0	0	0	0
	<b>Sub-Total</b>	<b>17</b>	<b>21</b>	<b>19</b>	<b>78</b>	<b>43485</b>	<b>11</b>	<b>0</b>	<b>16</b>	<b>2</b>	<b>17888</b>
<b>7. Amritsar</b>											
1	Amritsar	6	0	2	7	21171	4	1	5	2	6671
2	Jandiala	0	0	0	0	0	1	0	1	1	781
3	Ramdas	0	0	0	0	0	0	0	0	0	0
4	Majitha	0	0	0	0	0	1	0	1	1	269
5	Rayya	0	0	0	0	0	0	0	0	0	0
6	Raja Sansi	0	0	0	0	0	0	0	0	0	0
7	Ajnala	0	0	0	0	0	0	0	0	0	0
	<b>Sub-Total</b>	<b>6</b>	<b>0</b>	<b>2</b>	<b>7</b>	<b>21171</b>	<b>6</b>	<b>1</b>	<b>7</b>	<b>4</b>	<b>7721</b>
<b>8. Tarn Taran</b>											
1	Tarn Taran	1	0	1	0	1546	0	0	0	0	0
2	Patti	1	0	1	0	1111	0	0	0	0	0
3	Khemkaran	0	0	0	0	0	0	0	0	0	0
4	Bhikhiwind	0	0	0	0	0	0	0	0	0	0
	<b>Sub-Total</b>	<b>2</b>	<b>0</b>	<b>2</b>	<b>0</b>	<b>2657</b>	<b>0</b>	<b>0</b>	<b>0</b>	<b>0</b>	<b>0</b>

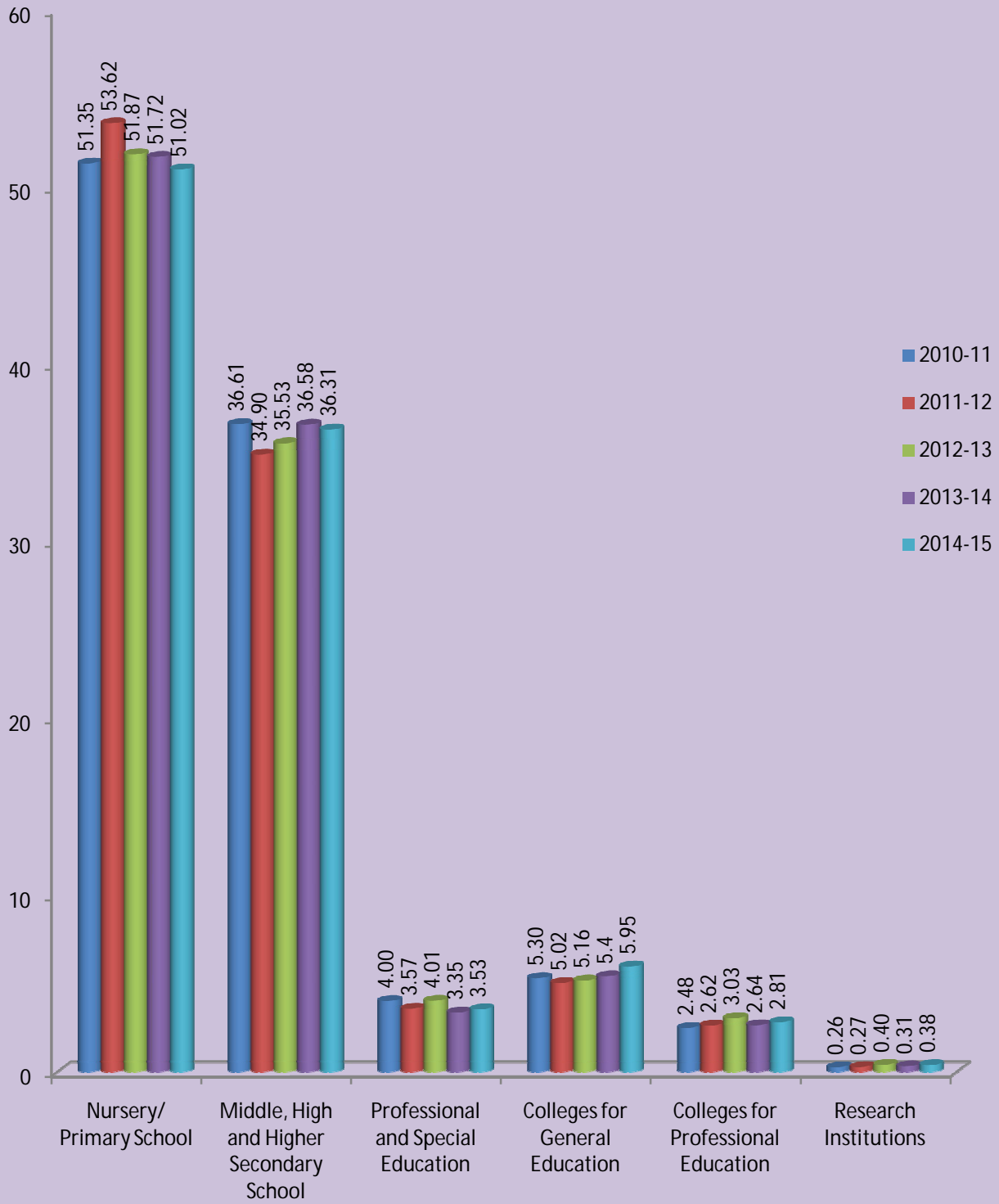
SN/ Name of the District	Name of the Municipality/ Municipal Corpn.	Ayurvedic/Unani Institutions (Government)					Homeopathic Institutions (Government)				
		Doctors/ Vaid	Nurses and Midwives	Para-Medical Persons	Others	Salaries and Allowances Paid (Rs.000)	Doctors/ Vaid	Nurses and Midwives	Para-Medical Persons	Others	Salaries and Allowances Paid (Rs.000)
1/2	3	4	5	6	7	8	9	10	11	12	13
<b>9. Hoshiarpur</b>											
1	Sham Churasi	0	0	0	0	0	0	0	0	0	0
2	Hoshiarpur	4	3	0	1	4602	1	1	1	1	250
3	Haryana	0	0	0	0	0	0	0	0	0	0
4	Gardhiwal	0	0	0	0	0	0	0	0	0	0
5	Garh Shankar	0	0	0	0	0	1	1	1	1	292
6	Tanda	0	1	0	1	645	1	1	1	1	277
7	Dasuya	0	0	0	0	0	1	1	1	1	218
8	Mukerian	0	0	0	0	0	1	1	0	0	952
9	Mahilpur	0	0	0	0	0	1	0	0	0	630
10	Talwara	1	1	0	0	746	0	0	0	0	0
	<b>Sub-Total</b>	<b>5</b>	<b>5</b>	<b>0</b>	<b>2</b>	<b>5993</b>	<b>6</b>	<b>5</b>	<b>4</b>	<b>4</b>	<b>2619</b>
<b>10. Shaheed Bhagat Singh Nagar</b>											
1	Nawan Shehar	0	0	0	0	0	1	3	0	1	33
2	Banga	0	0	0	0	0	0	0	0	0	0
3	Balachaur	0	0	0	0	0	0	1	0	1	25
4	Rahon	0	0	0	0	0	0	0	0	0	0
	<b>Sub-Total</b>	<b>0</b>	<b>0</b>	<b>0</b>	<b>0</b>	<b>0</b>	<b>1</b>	<b>4</b>	<b>0</b>	<b>2</b>	<b>58</b>
<b>11. Gurdaspur</b>											
1	Qadian	0	0	0	0	0	0	0	0	0	0
2	Shri Hargobindpur	0	0	0	0	0	0	0	0	0	0
3	Dina Nagar	0	0	0	0	0	0	1	0	1	850
4	Batala	1	1	0	2	1550	1	2	0	2	1650
5	Dhariwal	0	0	0	0	0	0	0	0	0	0
6	Dera Baba Nanak	0	0	0	0	0	0	0	0	0	0
7	Gurdaspur	1	0	0	1	1460	2	2	0	1	1520
8	Fatehgarh Churian	0	0	0	0	0	1	1	0	0	750
	<b>Sub-Total</b>	<b>2</b>	<b>1</b>	<b>0</b>	<b>3</b>	<b>3010</b>	<b>4</b>	<b>6</b>	<b>0</b>	<b>4</b>	<b>4770</b>
<b>12. Faridkot</b>											
1	Faridkot	1	2	3	3	3016	2	0	2	3	3958
2	Kotkapura	0	0	0	0	0	1	0	1	1	1745
3	Jaitu	0	0	0	0	0	0	0	0	0	0
	<b>Sub-Total</b>	<b>1</b>	<b>2</b>	<b>3</b>	<b>3</b>	<b>3016</b>	<b>3</b>	<b>0</b>	<b>3</b>	<b>4</b>	<b>5703</b>
<b>13. Shri Muktsar Sahib</b>											
1	Gidderbaha	0	0	0	0	0	1	1	1	2	1122
2	Bariwala	0	0	0	0	0	-	-	-	-	-
3	Malout	0	0	0	0	0	2	1	2	-	18048
4	Shri Muktsar Sahib	0	0	0	0	0	-	-	-	-	-
	<b>Sub-Total</b>	<b>0</b>	<b>0</b>	<b>0</b>	<b>0</b>	<b>0</b>	<b>3</b>	<b>2</b>	<b>3</b>	<b>2</b>	<b>19170</b>

SN/ Name of the District	Name of the Municipality/ Municipal Corpn.	Ayurvedic/Unani Institutions (Government)					Homeopathic Institutions (Government)				
		Doctors/ Voids	Nurses and Midwives	Para-Medical Persons	Others	Salaries and Allowances Paid (Rs.000)	Doctors/ Voids	Nurses and Midwives	Para-Medical Persons	Others	Salaries and Allowances Paid (Rs.000)
1/2	3	4	5	6	7	8	9	10	11	12	13
<b>14. Moga</b>											
1	Badhni Kalan	0	0	0	0	0	0	0	0	0	0
2	Bagha Purana	0	0	0	0	0	0	0	0	0	0
3	Moga	2	2	0	2	2750	1	0	1	1	2490
4	Dharamkot	0	0	0	0	0	0	0	0	0	0
5	Nihal Singh Wala	0	0	0	0	0	0	0	0	0	0
6	Kot Ise Khan	0	0	0	0	0	0	0	0	0	0
	<b>Sub-Total</b>	<b>2</b>	<b>2</b>	<b>0</b>	<b>2</b>	<b>2750</b>	<b>1</b>	<b>0</b>	<b>1</b>	<b>1</b>	<b>2490</b>
<b>15. Rupnagar</b>											
1	Rupnagar	2	1	2	4	3022	0	1	0	2	2586
2	Morinda	0	0	0	0	0	0	0	0	0	0
3	Shri Anandpur Sahib	0	0	0	0	0	0	0	0	0	0
4	Nangal	1	0	0	1	775	0	0	1	0	489
5	Chamkaur Sahib	0	0	0	0	0	0	0	0	0	0
6	Shri Kiratpur Sahib	0	0	0	0	0	0	0	0	0	0
	<b>Sub-Total</b>	<b>3</b>	<b>1</b>	<b>2</b>	<b>5</b>	<b>3797</b>	<b>0</b>	<b>1</b>	<b>1</b>	<b>2</b>	<b>3075</b>
<b>16. Sahibzada Ajit Singh Nagar</b>											
1	S.A.S. Nagar	5	2	5	0	6873	4	2	0	4	4759
2	Kurali	0	0	0	0	0	1	1	0	1	1260
3	Kharar	2	0	2	1	2947	1	1	0	4	1329
4	Dera Bassi	6	1	2	1	8849	1	1	0	1	1122
5	Zirakpur	1	0	1	0	1703	0	0	0	0	0
6	Naya-Gaon	0	0	0	0	0	1	1	0	0	1495
7	Banur	3	0	3	0	4933	0	0	0	0	0
8	Lalru	0	0	0	0	0	0	0	0	0	0
	<b>Sub-Total</b>	<b>17</b>	<b>3</b>	<b>13</b>	<b>2</b>	<b>25305</b>	<b>8</b>	<b>6</b>	<b>0</b>	<b>10</b>	<b>9965</b>
<b>17. Bathinda</b>											
1	Bathinda	4	0	7	4	8453	1	1	1	2	2637
2	Bhucho	0	0	1	0	3158	0	0	0	0	0
3	Goniana	0	0	4	0	1740	1	1	1	0	1908
4	Kot Fattah	0	0	0	6	1876	0	0	0	0	0
5	Maur	1	0	0	4	2709	0	0	0	0	0
6	Rama	0	0	0	2	400	0	0	0	0	0
7	Rampura Phool	1	0	0	3	1747	0	1	1	0	895
8	Sangat	0	0	0	6	1874	0	0	0	0	0
9	Talwandi Sabo	0	0	0	1	495	1	0	1	0	1654
10	Bhgta	1	0	0	6	2678	0	0	0	0	0
11	Kot Shamir	0	0	0	1	334	0	0	0	0	0
12	Lehra Mohabbat	0	0	0	0	0	0	0	0	0	0
13	Nathana	1	0	0	4	1410	0	0	0	0	0
14	Chowke	0	0	0	0	0	0	0	0	0	0
15	Rampura	1	0	0	3	900	0	0	0	0	0
16	Balianwali	0	0	0	1	319	0	0	0	0	0
17	Mandi Kalan	0	0	0	1	331	0	0	0	0	0
18	Maluka	0	0	0	0	0	0	0	0	0	0
19	Bhai Rupa	0	0	0	0	0	0	0	0	0	0
20	Kotha Guru	0	0	0	2	714	0	0	0	0	0
21	Mehraj	0	0	0	2	340	0	0	0	0	0
	<b>Sub-Total</b>	<b>9</b>	<b>0</b>	<b>12</b>	<b>46</b>	<b>29478</b>	<b>3</b>	<b>3</b>	<b>4</b>	<b>2</b>	<b>7094</b>

SN/ Name of the District	Name of the Municipality/ Municipal Corpn.	Ayurvedic/Unani Institutions (Government)					Homeopathic Institutions (Government)				
		Doctors/ Vaid	Nurses and Midwives	Para-Medical Persons	Others	Salaries and Allowances Paid (Rs.000)	Doctors/ Vaid	Nurses and Midwives	Para-Medical Persons	Others	Salaries and Allowances Paid (Rs.000)
1/2	3	4	5	6	7	8	9	10	11	12	13
<b>18. Jalandhar</b>											
1	Adampur	0	0	0	0	0	0	0	0	0	0
2	Alawalpur	0	0	0	0	0	0	0	0	0	0
3	Jalandhar	0	0	0	0	0	0	0	0	0	0
4	Kartarpur	0	0	0	0	0	0	0	0	0	0
5	Nakodar	0	0	0	0	0	0	0	0	0	0
6	Noor Mahal	0	0	0	0	0	1	1	0	2	907440
7	Philaur	0	0	0	0	0	0	0	0	0	0
8	Shahkot	0	0	0	0	0	0	0	0	0	0
9	Goraya	0	0	0	0	0	0	0	0	0	0
10	Bhogpur	0	0	0	0	0	0	0	0	0	0
11	Lohian Khas	0	0	0	0	0	0	0	0	0	0
12	Mehatpur	0	0	0	0	0	0	0	0	0	0
	<b>Sub-Total</b>	<b>0</b>	<b>0</b>	<b>0</b>	<b>0</b>	<b>0</b>	<b>1</b>	<b>1</b>	<b>0</b>	<b>2</b>	<b>907440</b>
<b>19. Sangrur</b>											
1	Malerkotla	0	0	0	1	19	2	0	2	0	1914
2	Sangrur	0	0	1	1	338	1	0	1	1	2176
3	Sunam	1	0	1	2	1732	1	1	2	1	2272
4	Dhuri	1	0	1	1	1703	1	0	1	1	1823
5	Longowal	1	0	1	2	1142	0	0	0	0	0
6	Ahmedgarh	0	0	0	0	0	0	0	1	1	750
7	Lehragaga	0	0	0	0	0	0	0	0	0	0
8	Bhiwanigarh	1	0	1	1	1472	0	0	1	0	143
9	Khanauri	0	0	0	0	0	0	0	0	0	0
10	Cheema	0	0	0	0	0	0	0	0	0	0
11	Dirba	0	0	0	0	0	0	0	0	0	0
12	Moonak	0	0	0	0	0	0	0	0	0	0
13	Amargarh	0	0	0	0	0	1	0	1	0	486
	<b>Sub-Total</b>	<b>4</b>	<b>0</b>	<b>5</b>	<b>8</b>	<b>6406</b>	<b>6</b>	<b>1</b>	<b>9</b>	<b>4</b>	<b>9564</b>
<b>20. Barnala</b>											
1	Barnala	1	1	1	2	189	2	0	2	0	197
2	Tapa	0	0	0	0	0	0	0	0	0	0
3	Bhadaur	0	0	0	0	0	0	0	1	0	132
4	Dhanoula	0	0	0	0	0	0	0	1	0	132
5	Handiaya	0	0	0	0	0	0	0	0	0	0
	<b>Sub-Total</b>	<b>1</b>	<b>1</b>	<b>1</b>	<b>2</b>	<b>189</b>	<b>2</b>	<b>0</b>	<b>4</b>	<b>0</b>	<b>461</b>
<b>21. Fazilka</b>											
1	Abohar	7	12	0	0	1800	0	0	2	0	708
2	Jalalabad	0	0	0	0	0	0	0	0	0	0
3	Fazilka	0	0	0	0	0	0	0	0	0	0
4	Arni Wala Sheikh Suban	0	0	0	0	0	0	0	0	0	0
	<b>Sub-Total</b>	<b>7</b>	<b>12</b>	<b>0</b>	<b>0</b>	<b>1800</b>	<b>0</b>	<b>0</b>	<b>2</b>	<b>0</b>	<b>708</b>
<b>22. Pathankot</b>											
1	Pathankot	3	3	1	1	210	1	1	1	1	120
2	Sujanpur	0	0	0	0	0	0	0	0	0	0
	<b>Sub-Total</b>	<b>3</b>	<b>3</b>	<b>1</b>	<b>1</b>	<b>210</b>	<b>1</b>	<b>1</b>	<b>1</b>	<b>1</b>	<b>120</b>
	<b>Grand Total</b>	<b>106</b>	<b>74</b>	<b>79</b>	<b>186</b>	<b>192584</b>	<b>68</b>	<b>35</b>	<b>66</b>	<b>61</b>	<b>1016896</b>

### Box:4 - Education Facilities in Municipal Area

Education Facilities In Municipal Area from 2010-11 to 2014-15









SN/ Name of the District	Name of the Municipality/ Municipal Corpn.	Central Govt. Institutions												
		Nursery and Primary Schools				Middle, High and Senior Secondary Schools				Schools for Professional and Special Education				
		Institutions (No.)	Scholars (No.)	Teachers (No.)	Salaries & Allowances Paid (Rs.000)	Institutions (No.)	Scholars (No.)	Teachers (No.)	Salaries & Allowances Paid (Rs.000)	Institutions (No.)	Scholars (No.)	Teachers (No.)	Salaries & Allowances Paid (Rs.000)	
1/2	3	4	5	6	7	8	9	10	11	12	13	14	15	
<b>10. Shaheed Bhagat Singh Nagar</b>														
1	Nawan Shehar	0	0	0	0	0	0	0	0	0	0	0	0	0
2	Banga	0	0	0	0	0	0	0	0	0	0	0	0	0
3	Balachaur	0	0	0	0	0	0	0	0	0	0	0	0	0
4	Rahon	0	0	0	0	0	0	0	0	0	0	0	0	0
	<b>Sub-Total</b>	<b>0</b>	<b>0</b>	<b>0</b>	<b>0</b>	<b>0</b>	<b>0</b>	<b>0</b>	<b>0</b>	<b>0</b>	<b>0</b>	<b>0</b>	<b>0</b>	<b>0</b>
<b>11. Gurdaspur</b>														
1	Qadian	0	0	0	0	0	0	0	0	0	0	0	0	0
2	Shri Hargobindpur	0	0	0	0	0	0	0	0	0	0	0	0	0
3	Dina Nagar	0	0	0	0	0	0	0	0	0	0	0	0	0
4	Batala	0	0	0	0	0	0	0	0	0	0	0	0	0
5	Dhariwal	0	0	0	0	0	0	0	0	0	0	0	0	0
6	Dera Baba Nanak	0	0	0	0	0	0	0	0	0	0	0	0	0
7	Gurdaspur	0	0	0	0	0	0	0	0	0	0	0	0	0
8	Fatehgarh Churian	0	0	0	0	0	0	0	0	0	0	0	0	0
	<b>Sub-Total</b>	<b>0</b>	<b>0</b>	<b>0</b>	<b>0</b>	<b>0</b>	<b>0</b>	<b>0</b>	<b>0</b>	<b>0</b>	<b>0</b>	<b>0</b>	<b>0</b>	<b>0</b>
<b>12. Faridkot</b>														
1	Faridkot	0	0	0	0	0	0	0	0	0	0	0	0	0
2	Kotkapura	0	0	0	0	0	0	0	0	0	0	0	0	0
3	Jaitu	0	0	0	0	0	0	0	0	0	0	0	0	0
	<b>Sub-Total</b>	<b>0</b>	<b>0</b>	<b>0</b>	<b>0</b>	<b>0</b>	<b>0</b>	<b>0</b>	<b>0</b>	<b>0</b>	<b>0</b>	<b>0</b>	<b>0</b>	<b>0</b>
<b>13. Shri Muktsar Sahib</b>														
1	Gidderbaha	0	0	0	0	0	0	0	0	0	0	0	0	0
2	Bariwala	0	0	0	0	0	0	0	0	0	0	0	0	0
3	Malout	0	0	0	0	0	0	0	0	0	0	0	0	0
4	Shri Muktsar Sahib	0	0	0	0	0	0	0	0	0	0	0	0	0
	<b>Sub-Total</b>	<b>0</b>	<b>0</b>	<b>0</b>	<b>0</b>	<b>0</b>	<b>0</b>	<b>0</b>	<b>0</b>	<b>0</b>	<b>0</b>	<b>0</b>	<b>0</b>	<b>0</b>
<b>14. Moga</b>														
1	Dharamkot	0	0	0	0	0	0	0	0	0	0	0	0	0
2	Badhni Kalan	0	0	0	0	0	0	0	0	0	0	0	0	0
3	Bagha Purana	0	0	0	0	0	0	0	0	0	0	0	0	0
4	Moga	0	0	0	0	0	0	0	0	0	0	0	0	0
5	Nihal Singh Wala	0	0	0	0	0	0	0	0	0	0	0	0	0
6	Kot Ise Khan	0	0	0	0	0	0	0	0	0	0	0	0	0
	<b>Sub-Total</b>	<b>0</b>	<b>0</b>	<b>0</b>	<b>0</b>	<b>0</b>	<b>0</b>	<b>0</b>	<b>0</b>	<b>0</b>	<b>0</b>	<b>0</b>	<b>0</b>	<b>0</b>
<b>15. Rupnagar</b>														
1	Rupnagar	4	330	9	592	1	2063	65	25833	0	0	0	0	0
2	Morinda	0	0	0	0	0	0	0	0	0	0	0	0	0
3	Shri Anandpur Sahib	0	0	0	0	1	682	35	8923	0	0	0	0	0
4	Nangal	0	0	0	0	4	3514	143	78764	0	0	0	0	0
5	Chamkaur Sahib	0	0	0	0	0	0	0	0	0	0	0	0	0
6	Shri Kiratpur Sahib	0	0	0	0	0	0	0	0	0	0	0	0	0
	<b>Sub-Total</b>	<b>4</b>	<b>330</b>	<b>9</b>	<b>592</b>	<b>6</b>	<b>6259</b>	<b>243</b>	<b>113520</b>	<b>0</b>	<b>0</b>	<b>0</b>	<b>0</b>	<b>0</b>



SN/ Name of the District	Name of the Municipality/ Municipal Corpn.	Central Govt. Institutions												
		Nursery and Primary Schools				Middle, High and Senior Secondary Schools				Schools for Professional and Special Education				
		Institutions (No.)	Scholars (No.)	Teachers (No.)	Salaries & Allowances Paid (Rs.000)	Institutions (No.)	Scholars (No.)	Teachers (No.)	Salaries & Allowances Paid (Rs.000)	Institutions (No.)	Scholars (No.)	Teachers (No.)	Salaries & Allowances Paid (Rs.000)	
1/2	3	4	5	6	7	8	9	10	11	12	13	14	15	
<b>19. Sangrur</b>														
1	Malerkotla	0	0	0	0	0	0	0	0	0	0	0	0	0
2	Sangrur	0	0	0	0	0	0	0	0	0	0	0	0	0
3	Sunam	0	0	0	0	0	0	0	0	0	0	0	0	0
4	Dhuri	1	86	2	645	0	0	0	0	0	0	0	0	0
5	Longowal	0	0	0	0	1	490	26	16588	0	0	0	0	0
6	Ahmedgarh	0	0	0	0	0	0	0	0	0	0	0	0	0
7	Lehragaga	0	0	0	0	0	0	0	0	0	0	0	0	0
8	Bhiwanigarh	0	0	0	0	0	0	0	0	0	0	0	0	0
9	Khanauri	0	0	0	0	0	0	0	0	0	0	0	0	0
10	Cheema	0	0	0	0	0	0	0	0	0	0	0	0	0
11	Dirba	0	0	0	0	0	0	0	0	0	0	0	0	0
12	Moonak	0	0	0	0	0	0	0	0	0	0	0	0	0
13	Amargarh	0	0	0	0	0	0	0	0	0	0	0	0	0
	<b>Sub-Total</b>	<b>1</b>	<b>86</b>	<b>2</b>	<b>645</b>	<b>1</b>	<b>490</b>	<b>26</b>	<b>16588</b>	<b>0</b>	<b>0</b>	<b>0</b>	<b>0</b>	<b>0</b>
<b>20. Barnala</b>														
1	Barnala	0	0	0	0	0	0	0	0	0	0	0	0	0
2	Tapa	0	0	0	0	0	0	0	0	0	0	0	0	0
3	Bhadaur	0	0	0	0	0	0	0	0	0	0	0	0	0
4	Dhanoula	0	0	0	0	0	0	0	0	0	0	0	0	0
5	Handiaya	0	0	0	0	0	0	0	0	0	0	0	0	0
	<b>Sub-Total</b>	<b>0</b>	<b>0</b>	<b>0</b>	<b>0</b>	<b>0</b>	<b>0</b>	<b>0</b>	<b>0</b>	<b>0</b>	<b>0</b>	<b>0</b>	<b>0</b>	<b>0</b>
<b>21. Fazilka</b>														
1	Abohar	0	0	0	0	0	0	0	0	0	0	0	0	0
2	Jalalabad	0	0	0	0	0	0	0	0	0	0	0	0	0
3	Fazilka	0	0	0	0	0	0	0	0	0	0	0	0	0
4	Arni Wala Sheikh Suban	0	0	0	0	0	0	0	0	0	0	0	0	0
	<b>Sub-Total</b>	<b>0</b>	<b>0</b>	<b>0</b>	<b>0</b>	<b>0</b>	<b>0</b>	<b>0</b>	<b>0</b>	<b>0</b>	<b>0</b>	<b>0</b>	<b>0</b>	<b>0</b>
<b>22. Pathankot</b>														
1	Pathankot	0	0	0	0	0	0	0	0	0	0	0	0	0
2	sujanpur	0	0	0	0	0	0	0	0	0	0	0	0	0
	<b>Sub-Total</b>	<b>0</b>	<b>0</b>	<b>0</b>	<b>0</b>	<b>0</b>	<b>0</b>	<b>0</b>	<b>0</b>	<b>0</b>	<b>0</b>	<b>0</b>	<b>0</b>	<b>0</b>
	<b>Grand Total</b>	<b>8</b>	<b>2157</b>	<b>78</b>	<b>11090</b>	<b>17</b>	<b>18942</b>	<b>756</b>	<b>372362</b>	<b>0</b>	<b>0</b>	<b>0</b>	<b>0</b>	<b>0</b>

Educational and Cultural Statistics

Table No. 7.1 No. of Educational Institutions, Scholars, Teachers and their Salaries 2014-15

SN/ Name of the District	Name of the Municipality/ Municipal Corpn.	Central Govt. Institutions												
		Colleges for General Education				Colleges for Professional and Special Education				Research Institutions				
		Institutions (No.)	Scholars (No.)	Teachers (No.)	Salaries & Allowances Paid (Rs.000)	Institutions (No.)	Scholars (No.)	Teachers (No.)	Salaries & Allowances Paid (Rs.000)	Institutions (No.)	Scholars (No.)	Teachers (No.)	Salaries & Allowances Paid (Rs.000)	
1/2	3	4	5	6	7	8	9	10	11	12	13	14	15	
<b>1. Kapurthala</b>														
1	Kapurthala	0	0	0	0	0	0	0	0	0	0	0	0	0
2	Phagwara	0	0	0	0	0	0	0	0	0	0	0	0	0
3	Sultanpur Lodhi	0	0	0	0	0	0	0	0	0	0	0	0	0
4	Dhilwan	0	0	0	0	0	0	0	0	0	0	0	0	0
5	Begowal	0	0	0	0	0	0	0	0	0	0	0	0	0
6	Bhulath	0	0	0	0	0	0	0	0	0	0	0	0	0
7	Nadala	0	0	0	0	0	0	0	0	0	0	0	0	0
	<b>Sub-Total</b>	<b>0</b>	<b>0</b>	<b>0</b>	<b>0</b>	<b>0</b>	<b>0</b>	<b>0</b>	<b>0</b>	<b>0</b>	<b>0</b>	<b>0</b>	<b>0</b>	<b>0</b>
<b>2. Fatehgarh Sahib</b>														
1	Amlah	0	0	0	0	0	0	0	0	0	0	0	0	0
2	Sirhind	0	0	0	0	0	0	0	0	0	0	0	0	0
3	Gobindgarh	0	0	0	0	0	0	0	0	0	0	0	0	0
4	Khamano	0	0	0	0	0	0	0	0	0	0	0	0	0
5	Bassi Pathana	0	0	0	0	0	0	0	0	0	0	0	0	0
	<b>Sub-Total</b>	<b>0</b>	<b>0</b>	<b>0</b>	<b>0</b>	<b>0</b>	<b>0</b>	<b>0</b>	<b>0</b>	<b>0</b>	<b>0</b>	<b>0</b>	<b>0</b>	<b>0</b>
<b>3. Mansa</b>														
1	Mansa	0	0	0	0	0	0	0	0	0	0	0	0	0
2	Budhlada	0	0	0	0	0	0	0	0	0	0	0	0	0
3	Bareta	0	0	0	0	0	0	0	0	0	0	0	0	0
4	Bhikki	0	0	0	0	0	0	0	0	0	0	0	0	0
5	Sardulgarh	0	0	0	0	0	0	0	0	0	0	0	0	0
6	Boha	0	0	0	0	0	0	0	0	0	0	0	0	0
	<b>Sub-Total</b>	<b>0</b>	<b>0</b>	<b>0</b>	<b>0</b>	<b>0</b>	<b>0</b>	<b>0</b>	<b>0</b>	<b>0</b>	<b>0</b>	<b>0</b>	<b>0</b>	<b>0</b>
<b>4. Firozpur</b>														
1	Firozpur	0	0	0	0	0	0	0	0	1	94	5	4376	
2	Taiwandi Bhai	0	0	0	0	0	0	0	0	0	0	0	0	0
3	Zira	0	0	0	0	0	0	0	0	0	0	0	0	0
4	Guru Har Sahai	0	0	0	0	0	0	0	0	0	0	0	0	0
5	Makhu	0	0	0	0	0	0	0	0	0	0	0	0	0
6	Mudakki	0	0	0	0	0	0	0	0	0	0	0	0	0
7	Maianwali khas	0	0	0	0	0	0	0	0	0	0	0	0	0
8	Mamdot	0	0	0	0	0	0	0	0	0	0	0	0	0
	<b>Sub-Total</b>	<b>0</b>	<b>0</b>	<b>0</b>	<b>0</b>	<b>0</b>	<b>0</b>	<b>0</b>	<b>0</b>	<b>1</b>	<b>94</b>	<b>5</b>	<b>4376</b>	







SN/ Name of the District	Name of the Municipality/ Municipal Corpn.	Central Govt. Institutions												
		Colleges for General Education				Colleges for Professional and Special Education				Research Institutions				
		Institutions (No.)	Scholars (No.)	Teachers (No.)	Salaries & Allowances Paid (Rs.000)	Institutions (No.)	Scholars (No.)	Teachers (No.)	Salaries & Allowances Paid (Rs.000)	Institutions (No.)	Scholars (No.)	Teachers (No.)	Salaries & Allowances Paid (Rs.000)	
1/2	3	4	5	6	7	8	9	10	11	12	13	14	15	
<b>19. Sangrur</b>														
1	Malerkotla	0	0	0	0	0	0	0	0	0	0	0	0	0
2	Sangrur	0	0	0	0	0	0	0	0	0	0	0	0	0
3	Sunam	0	0	0	0	0	0	0	0	0	0	0	0	0
4	Dhuri	0	0	0	0	0	0	0	0	0	0	0	0	0
5	Longowal	0	0	0	0	1	3845	191	192365	0	0	0	0	0
6	Ahmedgarh	0	0	0	0	0	0	0	0	0	0	0	0	0
7	Lehragaga	0	0	0	0	0	0	0	0	0	0	0	0	0
8	Bhiwanigarh	0	0	0	0	0	0	0	0	0	0	0	0	0
9	Khanauri	0	0	0	0	0	0	0	0	0	0	0	0	0
10	Cheema	0	0	0	0	0	0	0	0	0	0	0	0	0
11	Dirba	0	0	0	0	0	0	0	0	0	0	0	0	0
12	Moonak	0	0	0	0	0	0	0	0	0	0	0	0	0
13	Amargarh	0	0	0	0	0	0	0	0	0	0	0	0	0
	<b>Sub-Total</b>	<b>0</b>	<b>0</b>	<b>0</b>	<b>0</b>	<b>1</b>	<b>3845</b>	<b>191</b>	<b>192364</b>	<b>0</b>	<b>0</b>	<b>0</b>	<b>0</b>	<b>0</b>
<b>20. Barnala</b>														
1	Barnala	0	0	0	0	0	0	0	0	0	0	0	0	0
2	Tapa	0	0	0	0	0	0	0	0	0	0	0	0	0
3	Bhadaur	0	0	0	0	0	0	0	0	0	0	0	0	0
4	Dhanoula	0	0	0	0	0	0	0	0	0	0	0	0	0
5	Handiaya	0	0	0	0	0	0	0	0	0	0	0	0	0
	<b>Sub-Total</b>	<b>0</b>	<b>0</b>	<b>0</b>	<b>0</b>	<b>0</b>	<b>0</b>	<b>0</b>	<b>0</b>	<b>0</b>	<b>0</b>	<b>0</b>	<b>0</b>	<b>0</b>
<b>21. Fazilka</b>														
1	Abohar	0	0	0	0	0	0	0	0	0	0	0	0	0
2	Jalalabad	0	0	0	0	0	0	0	0	0	0	0	0	0
3	Fazilka	0	0	0	0	0	0	0	0	0	0	0	0	0
4	Arni Wala Sheikh Suban	0	0	0	0	0	0	0	0	0	0	0	0	0
	<b>Sub-Total</b>	<b>0</b>	<b>0</b>	<b>0</b>	<b>0</b>	<b>0</b>	<b>0</b>	<b>0</b>	<b>0</b>	<b>0</b>	<b>0</b>	<b>0</b>	<b>0</b>	<b>0</b>
<b>22. Pathankot</b>														
1	Pathankot	0	0	0	0	0	0	0	0	0	0	0	0	0
2	sujanpur	0	0	0	0	0	0	0	0	0	0	0	0	0
	<b>Sub-Total</b>	<b>0</b>	<b>0</b>	<b>0</b>	<b>0</b>	<b>0</b>	<b>0</b>	<b>0</b>	<b>0</b>	<b>0</b>	<b>0</b>	<b>0</b>	<b>0</b>	<b>0</b>
	<b>Grand Total</b>	<b>0</b>	<b>0</b>	<b>0</b>	<b>0</b>	<b>3</b>	<b>4840</b>	<b>276</b>	<b>267251</b>	<b>1</b>	<b>94</b>	<b>5</b>	<b>4376</b>	



## Educational and Cultural Statistics

Table No. 7.2 No. of Educational Institutions, Scholars, Teachers and their Salaries 2014-15

SN/ Name of the District	Name of the Municipality/ Municipal Corpn.	State Govt. Institutions											
		Nursery and Primary Schools				Middle, High and Senior Secondary Schools				Schools for Professional and Special Education			
		Institutions (No.)	Scholars (No.)	Teachers (No.)	Salaries & Allowances Paid (Rs.000)	Institutions (No.)	Scholars (No.)	Teachers (No.)	Salaries & Allowances Paid (Rs.000)	Institutions (No.)	Scholars (No.)	Teachers (No.)	Salaries & Allowances Paid (Rs.000)
1/2	3	4	5	6	7	8	9	10	11	12	13	14	15
<b>1. Kapurthala</b>													
1	Kapurthala	10	2267	34	20715	3	2169	123	6267	1	235	18	841
2	Phagwara	12	2306	38	21877	3	1455	76	4911	0	0	0	0
3	Sultanpur Lodhi	2	510	7	388	3	1117	47	3214	0	0	0	0
4	Dhilwan	3	274	13	444	3	533	39	1243	0	0	0	0
5	Begowal	1	246	5	290	2	340	13	129	0	0	0	0
6	Bhulath	5	511	11	6409	1	417	21	861	0	0	0	0
7	Nadala	1	84	3	146	1	410	26	871	0	0	0	0
	<b>Sub-Total</b>	<b>34</b>	<b>6198</b>	<b>111</b>	<b>50269</b>	<b>16</b>	<b>6441</b>	<b>345</b>	<b>17496</b>	<b>1</b>	<b>235</b>	<b>18</b>	<b>841</b>
<b>2. Fatehgarh Sahib</b>													
1	Amlon	5	686	9	5650	2	1958	69	53840	0	0	0	0
2	Sirhind	6	748	25	9462	2	2229	111	58824	0	0	0	0
3	Gobindgarh	10	1390	21	6678	2	2341	64	39589	0	0	0	0
4	Khamano	3	293	8	3765	3	1174	36	10159	0	0	0	0
5	Bassi Pathana	3	300	17	2035	2	1008	52	36148	0	0	0	0
	<b>Sub-Total</b>	<b>27</b>	<b>3417</b>	<b>80</b>	<b>27590</b>	<b>11</b>	<b>8710</b>	<b>332</b>	<b>198560</b>	<b>0</b>	<b>0</b>	<b>0</b>	<b>0</b>
<b>3. Mansa</b>													
1	Mansa	8	1365	42	26639	3	2969	113	71577	1	200	9	1700
2	Budhlada	7	1130	38	16900	2	2308	62	75777	1	450	35	18082
3	Bareta	5	621	21	6093	3	1159	43	43595	0	0	0	0
4	Bhikhi	3	700	18	5226	2	1190	32	7840	0	0	0	0
5	Sardulgarh	5	726	36	5472	2	1669	40	33005	0	0	0	0
6	Boha	0	0	0	0	0	0	0	0	0	0	0	0
	<b>Sub-Total</b>	<b>28</b>	<b>4542</b>	<b>155</b>	<b>60330</b>	<b>12</b>	<b>9295</b>	<b>290</b>	<b>231794</b>	<b>2</b>	<b>650</b>	<b>44</b>	<b>19782</b>
<b>4. Firozpur</b>													
1	Firozpur	9	1309	28	13899	3	2154	86	61311	5	2140	92	37049
2	Talwandi Bhai	2	588	9	3714	2	1553	41	18450	1	529	15	6029
3	Zira	2	714	16	11972	2	1959	50	35055	2	1119	21	8689
4	Guru Har Sahai	2	145	6	2945	2	1915	41	32575	2	1575	29	13177
5	Makhu	3	460	9	2784	2	1546	24	12951	0	0	0	0
6	Mudakki	1	431	7	3455	2	808	26	17853	0	0	0	0
7	Malanwali khas	2	684	11	3972	1	656	10	5782	0	0	0	0
8	Mamdot	5	548	9	3575	2	1699	45	25859	0	0	0	0
	<b>Sub-Total</b>	<b>26</b>	<b>4879</b>	<b>95</b>	<b>46316</b>	<b>16</b>	<b>12290</b>	<b>323</b>	<b>209836</b>	<b>10</b>	<b>5363</b>	<b>157</b>	<b>64944</b>

SN/ Name of the District	Name of the Municipality/ Municipal Corpn.	State Govt. Institutions												
		Nursery and Primary Schools				Middle, High and Senior Secondary Schools				Schools for Professional and Special Education				
		Institutions (No.)	Scholars (No.)	Teachers (No.)	Salaries & Allowances Paid (Rs.000)	Institutions (No.)	Scholars (No.)	Teachers (No.)	Salaries & Allowances Paid (Rs.000)	Institutions (No.)	Scholars (No.)	Teachers (No.)	Salaries & Allowances Paid (Rs.000)	
1/2	3	4	5	6	7	8	9	10	11	12	13	14	15	
<b>5. Ludhiana</b>														
1	Ludhiana	85	17104	298	144917	46	22973	926	554066	5	1082	72	34259	
2	Samrala	2	213	7	2958	2	3174	64	38601	0	0	0	0	
3	Khanna	8	1276	24	11353	5	1967	62	36938	0	0	0	0	
4	Doraha	2	358	10	6203	1	718	34	21317	0	0	0	0	
5	Jagraon	9	1132	34	16600	2	1947	59	37497	1	117	10	5661	
6	Raikot	3	1243	24	11518	4	1781	64	43424	0	0	0	0	
7	Mulanpur	1	306	9	3660	1	363	12	789000	0	0	0	0	
8	Payal	1	191	5	2319	2	1042	32	20656	0	0	0	0	
9	Machhiwara	2	529	7	2957	2	1912	44	27717	0	0	0	0	
10	Maloud	3	316	8	3553	2	986	24	15172	0	0	0	0	
11	Sahnawal	2	479	6	2367	0	0	0	0	0	0	0	0	
	<b>Sub-Total</b>	<b>118</b>	<b>23147</b>	<b>432</b>	<b>208405</b>	<b>67</b>	<b>36863</b>	<b>1321</b>	<b>1584388</b>	<b>6</b>	<b>1199</b>	<b>82</b>	<b>39920</b>	
<b>6. Patiala</b>														
1	Ghagga	2	482	10	5102	1	926	25	94001	0	0	0	0	
2	Bhadson	1	412	11	5222	2	1345	38	3411	0	0	0	0	
3	Ghanaur	1	139	4	1680	1	1114	35	21807	0	0	0	0	
4	Nabha	12	15018	32	3012	3	3886	155	98456	4	800	65	28121	
5	Patiala	55	16276	572	213533	15	12258	560	325784	3	1550	89	39438	
6	Patran	1	410	9	1728	1	910	14	7504	0	0	0	0	
7	Rajpura	14	1245	30	1915	5	2212	180	146855	1	312	12	18805	
8	Samana	9	8241	100	33060	2	1234	68	42900	0	0	0	0	
9	Sanaur	2	421	10	25254	2	2060	73	28245	0	0	0	0	
	<b>Sub-Total</b>	<b>97</b>	<b>42644</b>	<b>778</b>	<b>290506</b>	<b>32</b>	<b>25945</b>	<b>1148</b>	<b>768963</b>	<b>8</b>	<b>2662</b>	<b>166</b>	<b>86364</b>	
<b>7. Amritsar</b>														
1	Amritsar	82	18204	394	11494	49	24668	899	62006	1	168	7	4012	
2	Jandiala	0	0	0	0	0	0	0	0	0	0	0	0	
3	Ramdas	3	1006	9	1208	1	1402	28	6318	0	0	0	0	
4	Majitha	0	0	0	0	0	0	0	0	0	0	0	0	
5	Rayya	0	0	0	0	0	0	0	0	0	0	0	0	
6	Raja Sansi	3	618	12	4100	1	1208	51	26477	0	0	0	0	
7	Ajnala	0	0	0	0	2	1858	52	11610	0	0	0	0	
	<b>Sub-Total</b>	<b>88</b>	<b>19828</b>	<b>415</b>	<b>16802</b>	<b>53</b>	<b>29136</b>	<b>1030</b>	<b>106411</b>	<b>1</b>	<b>168</b>	<b>7</b>	<b>4012</b>	
<b>8. Tarn Taran</b>														
1	Tarn Taran	11	1111	30	14196	2	3544	112	76854	0	0	0	0	
2	Patti	7	1205	32	17285	2	2080	52	43591	1	118	11	13509	
3	Khemkaran	3	334	4	430	2	1054	13	10397	0	0	0	0	
4	Bhikhiwind	2	368	7	3846	1	1658	27	14128	1	419	34	11001	
	<b>Sub-Total</b>	<b>23</b>	<b>3018</b>	<b>73</b>	<b>35757</b>	<b>7</b>	<b>8336</b>	<b>204</b>	<b>144970</b>	<b>2</b>	<b>537</b>	<b>45</b>	<b>24510</b>	

SN/ Name of the District	Name of the Municipality/ Municipal Corpn.	State Govt. Institutions												
		Nursery and Primary Schools				Middle, High and Senior Secondary Schools				Schools for Professional and Special Education				
		Institutions (No.)	Scholars (No.)	Teachers (No.)	Salaries & Allowances Paid (Rs.000)	Institutions (No.)	Scholars (No.)	Teachers (No.)	Salaries & Allowances Paid (Rs.000)	Institutions (No.)	Scholars (No.)	Teachers (No.)	Salaries & Allowances Paid (Rs.000)	
1/2	3	4	5	6	7	8	9	10	11	12	13	14	15	
<b>9. Hoshiarpur</b>														
1	Sham Churasi	2	497	9	4856	0	0	0	0	0	0	0	0	0
2	Hoshiarpur	14	2290	34	21456	6	12956	228	299782	3	1409	37	18715	
3	Haryana	3	1120	17	6120	0	0	0	0	0	0	0	0	
4	Gardhiwal	2	1468	13	4680	0	0	0	0	0	0	0	0	
5	Garh Shankar	2	445	8	2887	2	1540	40	16152	1	388	14	4315	
6	Tanda	8	489	22	6616	2	1433	44	17439	0	0	0	0	
7	Dasuya	4	400	7	2520	1	1515	36	15297	0	0	0	0	
8	Mukerian	1	492	4	1415	1	1998	23	14259	0	0	0	0	
9	Mahilpur	2	525	17	10200	2	2250	85	71143	0	0	0	0	
10	Talwara	4	799	9	3240	3	3218	92	31918	0	0	0	0	
	<b>Sub-Total</b>	<b>42</b>	<b>8525</b>	<b>140</b>	<b>63990</b>	<b>17</b>	<b>24910</b>	<b>548</b>	<b>465990</b>	<b>4</b>	<b>1797</b>	<b>51</b>	<b>23030</b>	
<b>10. Shaheed Bhagat Singh Nagar</b>														
1	Nawan Shehar	5	1011	10	5658	1	1258	38	32108	0	0	0	0	
2	Banga	3	265	4	1969	2	915	25	9987	0	0	0	0	
3	Balachaur	4	215	12	4451	3	1418	35	17876	0	0	0	0	
4	Rahon	2	362	7	3085	3	1242	39	16959	0	0	0	0	
	<b>Sub-Total</b>	<b>14</b>	<b>1853</b>	<b>33</b>	<b>15163</b>	<b>9</b>	<b>4833</b>	<b>137</b>	<b>76930</b>	<b>0</b>	<b>0</b>	<b>0</b>	<b>0</b>	
<b>11. Gurdaspur</b>														
1	Qadian	1	44	2	1148	1	150	11	3055	0	0	0	0	
2	Shri Hargobindpur	4	301	7	2366	2	943	28	8055	0	0	0	0	
3	Dina Nagar	5	425	14	652	2	2759	77	1553	0	0	0	0	
4	Batala	30	2680	69	1102	5	3274	152	3055	0	0	0	0	
5	Dhariwal	3	262	7	4052	2	518	25	7055	0	0	0	0	
6	Dera Baba Nanak	3	140	6	1550	2	1044	29	925	0	0	0	0	
7	Gurdaspur	26	1750	91	1205	3	2689	106	1655	0	0	0	0	
8	Fatehgarh Churian	2	204	7	3157	2	2419	40	16075	0	0	0	0	
	<b>Sub-Total</b>	<b>74</b>	<b>5806</b>	<b>203</b>	<b>15232</b>	<b>19</b>	<b>13796</b>	<b>468</b>	<b>41428</b>	<b>0</b>	<b>0</b>	<b>0</b>	<b>0</b>	
<b>12. Faridkot</b>														
1	Faridkot	11	2791	48	27247	11	2851	127	71589	0	0	0	0	
2	Kotkapura	11	2650	62	35097	5	2970	109	60621	0	0	0	0	
3	Jaitu	9	1497	21	11701	3	1893	66	37312	0	0	0	0	
	<b>Sub-Total</b>	<b>31</b>	<b>6938</b>	<b>131</b>	<b>74045</b>	<b>19</b>	<b>7714</b>	<b>302</b>	<b>169522</b>	<b>0</b>	<b>0</b>	<b>0</b>	<b>0</b>	
<b>13. Shri Muktsar Sahib</b>														
1	Gidderbaha	0	0	0	0	0	0	0	0	1	36	3	1025	
2	Bariwala	0	0	0	0	0	0	0	0	-	-	-	0	
3	Malout	1	2003	65	8554	0	0	0	0	-	-	-	0	
4	Shri Muktsar Sahib	2	2710	73	8900	2	3239	121	19112	1	41	6	14781	
	<b>Sub-Total</b>	<b>3</b>	<b>4713</b>	<b>138</b>	<b>17454</b>	<b>2</b>	<b>3239</b>	<b>121</b>	<b>19112</b>	<b>2</b>	<b>77</b>	<b>9</b>	<b>15806</b>	

SN/ Name of the District	Name of the Municipality/ Municipal Corpn.	State Govt. Institutions												
		Nursery and Primary Schools				Middle, High and Senior Secondary Schools				Schools for Professional and Special Education				
		Institutions (No.)	Scholars (No.)	Teachers (No.)	Salaries & Allowances Paid (Rs.000)	Institutions (No.)	Scholars (No.)	Teachers (No.)	Salaries & Allowances Paid (Rs.000)	Institutions (No.)	Scholars (No.)	Teachers (No.)	Salaries & Allowances Paid (Rs.000)	
1/2	3	4	5	6	7	8	9	10	11	12	13	14	15	
<b>14. Moga</b>														
1	Dharamkot	3	750	28	41700	2	620	18	9350	0	0	0	0	0
2	Badhni Kalan	0	0	0	0	2	550	25	14689	0	0	0	0	0
3	Bagha Purana	3	1040	18	6676	2	2890	96	54866	0	0	0	0	0
4	Moga	11	2500	58	27225	6	4380	103	63165	0	0	0	0	0
5	Nihal Singh Wala	0	0	0	0	0	0	0	0	0	0	0	0	0
6	Kot Ise Khan	0	0	0	0	0	0	0	0	0	0	0	0	0
	<b>Sub-Total</b>	<b>17</b>	<b>4290</b>	<b>104</b>	<b>75601</b>	<b>12</b>	<b>8440</b>	<b>242</b>	<b>142070</b>	<b>0</b>	<b>0</b>	<b>0</b>	<b>0</b>	<b>0</b>
<b>15. Rupnagar</b>														
1	Rupnagar	7	791	18	8396	2	1187	103	35907	3	688	53	36728	
2	Morinda	2	207	7	2752	1	482	44	22341	1	94	4	2582	
3	Shri Anandpur Sahib	3	407	6	6768	1	1215	37	2650	1	298	12	2172	
4	Nangal	6	347	16	7320	2	1637	69	43193	1	500	49	24163	
5	Chamkaur Sahib	4	315	19	9033	0	0	0	0	0	0	0	0	
6	Shri Kiratpur Sahib	0	0	0	0	0	0	0	0	0	0	0	0	
	<b>Sub-Total</b>	<b>22</b>	<b>2067</b>	<b>66</b>	<b>34269</b>	<b>6</b>	<b>4521</b>	<b>253</b>	<b>104091</b>	<b>6</b>	<b>1580</b>	<b>118</b>	<b>65645</b>	
<b>16. Sahibzada Ajit Singh Nagar</b>														
1	S.A.S. Nagar	15	3266	78	41116	11	4036	241	254505	1	350	7	1594	
2	Kurali	3	686	12	3830	2	804	57	32597	0	0	0	0	
3	Kharar	10	1060	42	16885	8	2220	133	87400	1	115	6	2611	
4	Dera Bassi	13	1322	25	11395	7	2183	99	62090	0	0	0	0	
5	Zirakpur	11	1359	36	16738	9	2325	128	74390	0	0	0	0	
6	Naya-Gaon	4	546	19	3383	4	913	67	42304	6	620	10	2769	
7	Banur	9	3168	64	23516	1	1023	33	21203	1	72	5	1301	
8	Lalru	11	1212	16	6911	8	2307	123	72824	0	0	0	0	
	<b>Sub-Total</b>	<b>61</b>	<b>9353</b>	<b>214</b>	<b>82658</b>	<b>39</b>	<b>11775</b>	<b>640</b>	<b>392808</b>	<b>8</b>	<b>807</b>	<b>21</b>	<b>6681</b>	
<b>17. Bathinda</b>														
1	Bathinda	25	4525	120	64093	9	5510	230	141977	2	1019	89	7144	
2	Bhucho	1	583	16	7904	2	1180	40	31302	0	0	0	0	
3	Goniana	1	180	5	2691	2	1650	80	35576	0	0	0	0	
4	Kot Fattah	2	565	9	2555	1	610	33	12278	0	0	0	0	
5	Maur	4	753	15	7069	2	1770	50	30168	0	0	0	0	
6	Rama	2	375	7	34478	1	670	23	9988	0	0	0	0	
7	Rampura Phool	4	1070	16	11010	2	1265	82	41448	0	0	0	0	
8	Sangat	1	151	5	2296	1	715	25	9942	0	0	0	0	
9	Talwandi Sabo	2	422	9	3788	1	993	32	9942	0	0	0	0	
10	Bhgta	1	545	13	6356	1	920	47	12127	0	0	0	0	
11	Kot Shamir	2	571	15	5566	1	980	34	13980	0	0	0	0	
12	Lehra Mohabbat	1	201	4	1455	1	618	22	12525	0	0	0	0	
13	Nathana	1	240	8	3967	2	1264	41	14544	0	0	0	0	
14	Chowke	2	287	3	1401	2	583	18	2991	0	0	0	0	
15	Rampura	1	550	5	2933	1	777	44	885	0	0	0	0	
16	Balianwali	2	442	10	4371	2	761	43	25511	0	0	0	0	
17	Mandi Kalan	3	543	13	5597	2	752	35	25422	0	0	0	0	
18	Maluka	1	225	6	2484	0	0	0	0	0	0	0	0	
19	Bhai Rupa	2	559	14	6015	2	1143	45	16962	0	0	0	0	
20	Kotha Guru	1	425	11	4514	2	683	32	906627	0	0	0	0	
21	Mehraj	3	674	19	7500	2	1084	57	288112	0	0	0	0	
	<b>Sub-Total</b>	<b>62</b>	<b>13886</b>	<b>323</b>	<b>188043</b>	<b>39</b>	<b>23928</b>	<b>1013</b>	<b>1642307</b>	<b>2</b>	<b>1019</b>	<b>89</b>	<b>7144</b>	

SN/ Name of the District	Name of the Municipality/ Municipal Corpn.	State Govt. Institutions												
		Nursery and Primary Schools				Middle, High and Senior Secondary Schools				Schools for Professional and Special Education				
		Institutions (No.)	Scholars (No.)	Teachers (No.)	Salaries & Allowances Paid (Rs.000)	Institutions (No.)	Scholars (No.)	Teachers (No.)	Salaries & Allowances Paid (Rs.000)	Institutions (No.)	Scholars (No.)	Teachers (No.)	Salaries & Allowances Paid (Rs.000)	
1/2	3	4	5	6	7	8	9	10	11	12	13	14	15	
<b>18. Jalandhar</b>														
1	Adampur	4	572	15	4591	2	1590	74	26039	0	0	0	0	0
2	Alawalpur	3	245	6	1655	1	850	10	6458	0	0	0	0	0
3	Jalandhar	82	16010	482	16775	54	23990	866	33338	2	610	50	21911	
4	Kartarpur	4	494	10	3958	1	926	26	11944	1	37	2	749	
5	Nakodar	5	475	18	4629	2	1690	49	21171	1	39	2	746	
6	Noor Mahal	4	362	7	2143	1	240	25	10687	0	0	0	0	
7	Philaur	4	565	7	2176	2	1590	68	27136	0	0	0	0	
8	Shahkot	3	291	5	1908	2	901	26	10371	0	0	0	0	
9	Goraya	3	345	8	2479	3	1480	52	20868	0	0	0	0	
10	Bhogpur	3	446	9	2788	2	1610	62	11771	1	62	3	1117	
11	Lohian Khas	2	246	6	2466	2	1210	27	9401	0	0	0	0	
12	Mehatpur	0	0	0	0	0	0	0	0	0	0	0	0	
	<b>Sub-Total</b>	<b>117</b>	<b>20051</b>	<b>573</b>	<b>45568</b>	<b>72</b>	<b>36077</b>	<b>1285</b>	<b>189184</b>	<b>5</b>	<b>748</b>	<b>57</b>	<b>24523</b>	
<b>19. Sangrur</b>														
1	Malerkotla	12	1698	35	15781	4	2053	63	31315	1	172	9	6421	
2	Sangrur	12	1100	38	21821	2	2483	104	65933	1	112	3	1420	
3	Sunam	4	425	10	5587	3	2564	83	43014	2	513	29	14016	
4	Dhuri	4	368	7	3403	3	1178	41	21560	1	48	3	300	
5	Longowal	5	468	6	2617	2	1285	50	30986	0	0	0	0	
6	Ahmedgarh	2	176	3	1194	1	467	19	8823	1	42	1	482	
7	Lehragaga	2	230	7	3343	2	1552	49	22854	0	0	0	0	
8	Bhiwanigarh	4	621	17	9445	2	1707	53	36882	0	0	0	0	
9	Khanauri	3	676	5	2463	2	1013	21	9887	0	0	0	0	
10	Cheema	0	0	0	0	1	954	23	14666	0	0	0	0	
11	Dirba	1	429	3	1635	1	726	24	11896	0	0	0	0	
12	Moonak	1	213	4	2412	2	1114	24	12032	1	181	10	1000	
13	Amargarh	3	275	11	6039	1	895	26	13218	0	0	0	0	
	<b>Sub-Total</b>	<b>53</b>	<b>6679</b>	<b>146</b>	<b>75740</b>	<b>26</b>	<b>17991</b>	<b>580</b>	<b>323066</b>	<b>7</b>	<b>1068</b>	<b>55</b>	<b>23639</b>	
<b>20. Barnala</b>														
1	Barnala	16	1922	66	38388	6	2127	96	39016	1	187	11	5984	
2	Tapa	5	922	4	1889	2	1433	36	17787	0	0	0	0	
3	Bhadaur	5	836	10	4662	2	2263	46	32069	0	0	0	0	
4	Dhanoula	6	723	15	8564	3	1429	50	17769	0	0	0	0	
5	Handiaya	2	523	15	7760	1	854	37	18598	0	0	0	0	
	<b>Sub-Total</b>	<b>34</b>	<b>4926</b>	<b>110</b>	<b>61263</b>	<b>14</b>	<b>8106</b>	<b>265</b>	<b>125239</b>	<b>1</b>	<b>187</b>	<b>11</b>	<b>5984</b>	
<b>21. Fazilka</b>														
1	Abohar	8	1222	29	13920	4	1354	67	32160	2	4261	106	44520	
2	Jalalabad	3	290	9	4320	0	0	0	0	2	4011	99	41580	
3	Fazilka	8	846	26	12480	1	83	6	2880	2	4406	112	47040	
4	Arni Wala Sheikh Suban	0	0	0	0	0	0	0	0	0	0	0	0	
	<b>Sub-Total</b>	<b>19</b>	<b>2358</b>	<b>64</b>	<b>30720</b>	<b>5</b>	<b>1437</b>	<b>73</b>	<b>35040</b>	<b>6</b>	<b>12678</b>	<b>317</b>	<b>133140</b>	
<b>22. Pathankot</b>														
1	Pathankot	14	3832	87	147	16	5640	312	175	0	0	0	0	
2	sujanpur	4	332	15	35	2	1206	13	37	0	0	0	0	
	<b>Sub-Total</b>	<b>18</b>	<b>4164</b>	<b>102</b>	<b>182</b>	<b>18</b>	<b>6846</b>	<b>325</b>	<b>212</b>	<b>0</b>	<b>0</b>	<b>0</b>	<b>0</b>	
	<b>Grand Total</b>	<b>1008</b>	<b>203282</b>	<b>4486</b>	<b>1515903</b>	<b>511</b>	<b>310629</b>	<b>11245</b>	<b>6989417</b>	<b>71</b>	<b>30775</b>	<b>1247</b>	<b>545965</b>	

Educational and Cultural Statistics

Table No. 7.3 No. of Educational Institutions, Scholars, Teachers and their Salaries 2014-15

SN/ Name of the District	Name of the Municipality/ Municipal Corpn.	State Govt. Institutions												
		Colleges for General Education				Colleges for Professional and Special Education				Research Institutions				
		Institutions (No.)	Scholars (No.)	Teachers (No.)	Salaries & Allowances Paid (Rs.000)	Institutions (No.)	Scholars (No.)	Teachers (No.)	Salaries & Allowances Paid (Rs.000)	Institutions (No.)	Scholars (No.)	Teachers (No.)	Salaries & Allowances Paid (Rs.000)	
1/2	3	4	5	6	7	8	9	10	11	12	13	14	15	
<b>1. Kapurthala</b>														
1	Kapurthala	1	2012	32	56762	0	0	0	0	0	0	0	0	0
2	Phagwara	0	0	0	0	0	0	0	0	0	0	0	0	0
3	Sultanpur Lodhi	0	0	0	0	0	0	0	0	0	0	0	0	0
4	Dhilwan	0	0	0	0	0	0	0	0	0	0	0	0	0
5	Begowal	0	0	0	0	0	0	0	0	0	0	0	0	0
6	Bhulath	0	0	0	0	0	0	0	0	0	0	0	0	0
7	Nadala	1	251	16	13136	0	0	0	0	0	0	0	0	0
	<b>Sub-Total</b>	<b>2</b>	<b>2263</b>	<b>48</b>	<b>69898</b>	<b>0</b>	<b>0</b>	<b>0</b>	<b>0</b>	<b>0</b>	<b>0</b>	<b>0</b>	<b>0</b>	<b>0</b>
<b>2. Fatehgarh Sahib</b>														
1	Amlah	0	0	0	0	0	0	0	0	0	0	0	0	0
2	Sirhind	0	0	0	0	1	165	5	0	0	0	0	0	0
3	Gobindgarh	1	338	4	5802	1	431	18	9944	0	0	0	0	0
4	Khamano	0	0	0	0	0	0	0	0	0	0	0	0	0
5	Bassi Pathana	0	0	0	0	0	0	0	0	0	0	0	0	0
	<b>Sub-Total</b>	<b>1</b>	<b>338</b>	<b>4</b>	<b>5802</b>	<b>2</b>	<b>596</b>	<b>23</b>	<b>9944</b>	<b>0</b>	<b>0</b>	<b>0</b>	<b>0</b>	<b>0</b>
<b>3. Mansa</b>														
1	Mansa	1	1952	21	15300	0	0	0	0	0	0	0	0	0
2	Budhlada	0	0	0	0	0	0	0	0	0	0	0	0	0
3	Bareta	0	0	0	0	0	0	0	0	0	0	0	0	0
4	Bhikhi	0	0	0	0	0	0	0	0	0	0	0	0	0
5	Sardulgarh	0	0	0	0	0	0	0	0	0	0	0	0	0
6	Boha	0	0	0	0	0	0	0	0	0	0	0	0	0
	<b>Sub-Total</b>	<b>1</b>	<b>1952</b>	<b>21</b>	<b>15300</b>	<b>0</b>	<b>0</b>	<b>0</b>	<b>0</b>	<b>0</b>	<b>0</b>	<b>0</b>	<b>0</b>	<b>0</b>
<b>4. Firozpur</b>														
1	Firozpur	0	0	0	0	1	562	15	8233	0	0	0	0	0
2	Talwandi Bhai	0	0	0	0	0	0	0	0	0	0	0	0	0
3	Zira	0	0	0	0	0	0	0	0	0	0	0	0	0
4	Guru Har Sahai	0	0	0	0	0	0	0	0	0	0	0	0	0
5	Makhu	0	0	0	0	0	0	0	0	0	0	0	0	0
6	Mudakki	0	0	0	0	0	0	0	0	0	0	0	0	0
7	Malanwali khas	0	0	0	0	0	0	0	0	0	0	0	0	0
8	Mamdot	0	0	0	0	0	0	0	0	0	0	0	0	0
	<b>Sub-Total</b>	<b>0</b>	<b>0</b>	<b>0</b>	<b>0</b>	<b>1</b>	<b>562</b>	<b>15</b>	<b>8233</b>	<b>0</b>	<b>0</b>	<b>0</b>	<b>0</b>	<b>0</b>







SN/ Name of the District	Name of the Municipality/ Municipal Corpn.	State Govt. Institutions												
		Colleges for General Education				Colleges for Professional and Special Education				Research Institutions				
		Institutions (No.)	Scholars (No.)	Teachers (No.)	Salaries & Allowances Paid (Rs.000)	Institutions (No.)	Scholars (No.)	Teachers (No.)	Salaries & Allowances Paid (Rs.000)	Institutions (No.)	Scholars (No.)	Teachers (No.)	Salaries & Allowances Paid (Rs.000)	
1/2	3	4	5	6	7	8	9	10	11	12	13	14	15	
<b>14. Moga</b>														
1	Dharamkot	0	0	0	0	0	0	0	0	0	0	0	0	0
2	Badhni Kalan	0	0	0	0	0	0	0	0	0	0	0	0	0
3	Bagha Purana	0	0	0	0	0	0	0	0	0	0	0	0	0
4	Moga	0	0	0	0	1	425	30	28037	0	0	0	0	0
5	Nihal Singh Wala	0	0	0	0	0	0	0	0	0	0	0	0	0
6	Kot Ise Khan	0	0	0	0	0	0	0	0	0	0	0	0	0
	<b>Sub-Total</b>	<b>0</b>	<b>0</b>	<b>0</b>	<b>0</b>	<b>1</b>	<b>425</b>	<b>30</b>	<b>28037</b>	<b>0</b>	<b>0</b>	<b>0</b>	<b>0</b>	<b>0</b>
<b>15. Rupnagar</b>														
1	Rupnagar	1	2352	40	62918	0	0	0	0	0	0	0	0	0
2	Morinda	0	0	0	0	0	0	0	0	0	0	0	0	0
3	Shri Anandpur Sahib	0	0	0	0	0	0	0	0	0	0	0	0	0
4	Nangal	1	1014	16	36527	0	0	0	0	0	0	0	0	0
5	Chamkaur Sahib	0	0	0	0	0	0	0	0	0	0	0	0	0
6	Shri Kiratpur Sahib	0	0	0	0	0	0	0	0	0	0	0	0	0
	<b>Sub-Total</b>	<b>2</b>	<b>3366</b>	<b>56</b>	<b>99445</b>	<b>0</b>	<b>0</b>	<b>0</b>	<b>0</b>	<b>0</b>	<b>0</b>	<b>0</b>	<b>0</b>	<b>0</b>
<b>16. Sahibzada Ajit Singh Nagar</b>														
1	S.A.S. Nagar	1	1586	59	67689	0	0	0	0	0	0	0	0	0
2	Kurali	0	0	0	0	0	0	0	0	0	0	0	0	0
3	Kharar	0	0	0	0	0	0	0	0	0	0	0	0	0
4	Dera Bassi	1	1518	25	21875	0	0	0	0	0	0	0	0	0
5	Zirakpur	0	0	0	0	0	0	0	0	0	0	0	0	0
6	Naya-Gaon	0	0	0	0	0	0	0	0	0	0	0	0	0
7	Banur	0	0	0	0	0	0	0	0	0	0	0	0	0
8	Lalru	0	0	0	0	0	0	0	0	0	0	0	0	0
	<b>Sub-Total</b>	<b>2</b>	<b>3104</b>	<b>84</b>	<b>89564</b>	<b>0</b>	<b>0</b>	<b>0</b>	<b>0</b>	<b>0</b>	<b>0</b>	<b>0</b>	<b>0</b>	<b>0</b>
<b>17. Bathinda</b>														
1	Bathinda	8	1325	111	66010	4	4243	430	258290	0	0	0	0	0
2	Bhucho	0	0	0	0	0	0	0	0	0	0	0	0	0
3	Goniana	0	0	0	0	0	0	0	0	0	0	0	0	0
4	Kot Fattah	0	0	0	0	0	0	0	0	0	0	0	0	0
5	Maur	0	0	0	0	0	0	0	0	0	0	0	0	0
6	Rama	1	0	15	3628	0	0	0	0	0	0	0	0	0
7	Rampura Phool	0	0	0	0	0	0	0	0	0	0	0	0	0
8	Sangat	0	0	0	0	0	0	0	0	0	0	0	0	0
9	Talwandi Sabo	2	0	26	12367	1	0	92	56185	0	0	0	0	0
10	Bhgta	0	0	0	0	0	0	0	0	0	0	0	0	0
11	Kot Shamir	0	0	0	0	0	0	0	0	0	0	0	0	0
12	Lehra Mohabbat	0	0	0	0	0	0	0	0	0	0	0	0	0
13	Nathana	0	0	0	0	0	0	0	0	0	0	0	0	0
14	Chowke	0	0	0	0	0	0	0	0	0	0	0	0	0
15	Rampura	0	0	0	0	0	0	0	0	0	0	0	0	0
16	Balianwali	0	0	0	0	0	0	0	0	0	0	0	0	0
17	Mandi Kalan	0	0	0	0	0	0	0	0	0	0	0	0	0
18	Maluka	0	0	0	0	0	0	0	0	0	0	0	0	0
19	Bhai Rupa	0	0	0	0	0	0	0	0	0	0	0	0	0
20	Kotha Guru	0	0	0	0	0	0	0	0	0	0	0	0	0
21	Mehraj	1	0	48	13290	0	0	0	0	0	0	0	0	0
	<b>Sub-Total</b>	<b>12</b>	<b>1325</b>	<b>200</b>	<b>95295</b>	<b>5</b>	<b>4243</b>	<b>522</b>	<b>314475</b>	<b>0</b>	<b>0</b>	<b>0</b>	<b>0</b>	<b>0</b>

SN/ Name of the District	Name of the Municipality/ Municipal Corpn.	State Govt. Institutions												
		Colleges for General Education				Colleges for Professional and Special Education				Research Institutions				
		Institutions (No.)	Scholars (No.)	Teachers (No.)	Salaries & Allowances Paid (Rs.000)	Institutions (No.)	Scholars (No.)	Teachers (No.)	Salaries & Allowances Paid (Rs.000)	Institutions (No.)	Scholars (No.)	Teachers (No.)	Salaries & Allowances Paid (Rs.000)	
1/2	3	4	5	6	7	8	9	10	11	12	13	14	15	
<b>18. Jalandhar</b>														
1	Adampur	0	0	0	0	0	0	0	0	0	0	0	0	0
2	Alawalpur	0	0	0	0	0	0	0	0	0	0	0	0	0
3	Jalandhar	1	312	26	1278	5	2653	179	78479	0	0	0	0	0
4	Kartarpur	0	0	0	0	0	0	0	0	0	0	0	0	0
5	Nakodar	0	0	0	0	0	0	0	0	0	0	0	0	0
6	Noor Mahal	0	0	0	0	0	0	0	0	0	0	0	0	0
7	Philaur	0	0	0	0	0	0	0	0	0	0	0	0	0
8	Shahkot	0	0	0	0	0	0	0	0	0	0	0	0	0
9	Goraya	0	0	0	0	0	0	0	0	0	0	0	0	0
10	Bhogpur	0	0	0	0	0	0	0	0	0	0	0	0	0
11	Lohian Khas	0	0	0	0	0	0	0	0	0	0	0	0	0
12	Mehatpur	0	0	0	0	0	0	0	0	0	0	0	0	0
	<b>Sub-Total</b>	<b>1</b>	<b>312</b>	<b>26</b>	<b>1278</b>	<b>5</b>	<b>2653</b>	<b>179</b>	<b>78479</b>	<b>0</b>	<b>0</b>	<b>0</b>	<b>0</b>	<b>0</b>
<b>19. Sangrur</b>														
1	Malerkotla	1	3292	25	29639	1	100	6	3645	0	0	0	0	0
2	Sangrur	1	3534	36	44845	0	0	0	0	0	0	0	0	0
3	Sunam	1	3089	26	19616	0	0	0	0	0	0	0	0	0
4	Dhuri	0	0	0	0	0	0	0	0	0	0	0	0	0
5	Longowal	0	0	0	0	0	0	0	0	0	0	0	0	0
6	Ahmedgarh	0	0	0	0	0	0	0	0	0	0	0	0	0
7	Lehragaga	0	0	0	0	2	1450	33	16173	0	0	0	0	0
8	Bhiwanigarh	0	0	0	0	0	0	0	0	0	0	0	0	0
9	Khanauri	0	0	0	0	0	0	0	0	0	0	0	0	0
10	Cheema	0	0	0	0	0	0	0	0	0	0	0	0	0
11	Dirba	0	0	0	0	0	0	0	0	0	0	0	0	0
12	Moonak	0	0	0	0	0	0	0	0	0	0	0	0	0
13	Amargarh	0	0	0	0	0	0	0	0	0	0	0	0	0
	<b>Sub-Total</b>	<b>3</b>	<b>9915</b>	<b>87</b>	<b>94100</b>	<b>3</b>	<b>1550</b>	<b>39</b>	<b>19818</b>	<b>0</b>	<b>0</b>	<b>0</b>	<b>0</b>	<b>0</b>
<b>20. Barnala</b>														
1	Barnala	0	0	0	0	0	0	0	0	0	0	0	0	0
2	Tapa	0	0	0	0	0	0	0	0	0	0	0	0	0
3	Bhadaur	0	0	0	0	0	0	0	0	0	0	0	0	0
4	Dhanoula	0	0	0	0	0	0	0	0	0	0	0	0	0
5	Handiaya	0	0	0	0	0	0	0	0	0	0	0	0	0
	<b>Sub-Total</b>	<b>0</b>	<b>0</b>	<b>0</b>	<b>0</b>	<b>0</b>	<b>0</b>	<b>0</b>	<b>0</b>	<b>0</b>	<b>0</b>	<b>0</b>	<b>0</b>	<b>0</b>
<b>21. Fazilka</b>														
1	Abohar	0	0	0	0	0	0	0	0	0	0	0	0	0
2	Jalalabad	1	585	25	8044	0	0	0	0	0	0	0	0	0
3	Fazilka	1	585	25	8044	0	0	0	0	0	0	0	0	0
4	Arni Wala Sheikh Suban	0	0	0	0	0	0	0	0	0	0	0	0	0
	<b>Sub-Total</b>	<b>2</b>	<b>1170</b>	<b>50</b>	<b>16088</b>	<b>0</b>	<b>0</b>	<b>0</b>	<b>0</b>	<b>0</b>	<b>0</b>	<b>0</b>	<b>0</b>	<b>0</b>
<b>22. Pathankot</b>														
1	Pathankot	0	0	0	0	0	0	0	0	0	0	0	0	0
2	sujanpur	0	0	0	0	0	0	0	0	0	0	0	0	0
	<b>Sub-Total</b>	<b>0</b>	<b>0</b>	<b>0</b>	<b>0</b>	<b>0</b>	<b>0</b>	<b>0</b>	<b>0</b>	<b>0</b>	<b>0</b>	<b>0</b>	<b>0</b>	<b>0</b>
	<b>Grand Total</b>	<b>47</b>	<b>66567</b>	<b>1549</b>	<b>1398977</b>	<b>37</b>	<b>18508</b>	<b>1481</b>	<b>1430490</b>	<b>1</b>	<b>396</b>	<b>23</b>	<b>14339</b>	









SN/ Name of the District	Name of the Municipality/ Municipal Corpn.	Municipal Institutions												
		Nursery and Primary Schools				Middle, High and Senior Secondary Schools				Schools for Professional and Special Education				
		Institutions (No.)	Scholars (No.)	Teachers (No.)	Salaries & Allowances Paid (Rs.000)	Institutions (No.)	Scholars (No.)	Teachers (No.)	Salaries & Allowances Paid (Rs.000)	Institutions (No.)	Scholars (No.)	Teachers (No.)	Salaries & Allowances Paid (Rs.000)	
1/2	3	4	5	6	7	8	9	10	11	12	13	14	15	
<b>18. Jalandhar</b>														
1	Adampur	0	0	0	0	0	0	0	0	0	0	0	0	0
2	Alawalpur	0	0	0	0	0	0	0	0	0	0	0	0	0
3	Jalandhar	0	0	0	0	0	0	0	0	0	0	0	0	0
4	Kartarpur	3	91	7	2447	0	0	0	0	0	0	0	0	0
5	Nakodar	0	0	0	0	0	0	0	0	0	0	0	0	0
6	Noor Mahal	0	0	0	0	0	0	0	0	0	0	0	0	0
7	Philaur	0	0	0	0	0	0	0	0	0	0	0	0	0
8	Shahkot	0	0	0	0	0	0	0	0	0	0	0	0	0
9	Goraya	0	0	0	0	0	0	0	0	0	0	0	0	0
10	Bhogpur	1	85	2	850	0	0	0	0	0	0	0	0	0
11	Lohian Khas	0	0	0	0	0	0	0	0	0	0	0	0	0
12	Mehatpur	0	0	0	0	0	0	0	0	0	0	0	0	0
	<b>Sub-Total</b>	<b>4</b>	<b>176</b>	<b>9</b>	<b>3297</b>	<b>0</b>	<b>0</b>	<b>0</b>	<b>0</b>	<b>0</b>	<b>0</b>	<b>0</b>	<b>0</b>	<b>0</b>
<b>19. Sangrur</b>														
1	Malerkotla	6	549	14	6185	0	0	0	0	0	0	0	0	0
2	Sangrur	4	526	14	7821	0	0	0	0	0	0	0	0	0
3	Sunam	7	309	13	6123	0	0	0	0	0	0	0	0	0
4	Dhuri	6	519	11	5564	0	0	0	0	0	0	0	0	0
5	Longowal	2	223	7	3018	0	0	0	0	0	0	0	0	0
6	Ahmedgarh	2	106	2	1035	0	0	0	0	0	0	0	0	0
7	Lehragaga	4	513	11	5983	0	0	0	0	0	0	0	0	0
8	Bhiwanigarh	0	0	0	0	0	0	0	0	0	0	0	0	0
9	Khanauri	0	0	0	0	0	0	0	0	0	0	0	0	0
10	Cheema	2	328	10	4783	0	0	0	0	0	0	0	0	0
11	Dirba	1	58	2	969	0	0	0	0	0	0	0	0	0
12	Moonak	2	432	4	2498	0	0	0	0	0	0	0	0	0
13	Amargarh	0	0	0	0	0	0	0	0	0	0	0	0	0
	<b>Sub-Total</b>	<b>36</b>	<b>3563</b>	<b>88</b>	<b>43979</b>	<b>0</b>	<b>0</b>	<b>0</b>	<b>0</b>	<b>0</b>	<b>0</b>	<b>0</b>	<b>0</b>	<b>0</b>
<b>20. Barnala</b>														
1	Barnala	0	0	0	0	0	0	0	0	0	0	0	0	0
2	Tapa	0	0	0	0	0	0	0	0	0	0	0	0	0
3	Bhadaur	0	0	0	0	0	0	0	0	0	0	0	0	0
4	Dhanoula	0	0	0	0	0	0	0	0	0	0	0	0	0
5	Handiaya	0	0	0	0	0	0	0	0	0	0	0	0	0
	<b>Sub-Total</b>	<b>0</b>	<b>0</b>	<b>0</b>	<b>0</b>	<b>0</b>	<b>0</b>	<b>0</b>	<b>0</b>	<b>0</b>	<b>0</b>	<b>0</b>	<b>0</b>	<b>0</b>
<b>21. Fazilka</b>														
1	Abohar	0	0	0	0	0	0	0	0	0	0	0	0	0
2	Jalalabad	0	0	0	0	0	0	0	0	0	0	0	0	0
3	Fazilka	0	0	0	0	0	0	0	0	0	0	0	0	0
4	Arni Wala Sheikh Suban	0	0	0	0	0	0	0	0	0	0	0	0	0
	<b>Sub-Total</b>	<b>0</b>	<b>0</b>	<b>0</b>	<b>0</b>	<b>0</b>	<b>0</b>	<b>0</b>	<b>0</b>	<b>0</b>	<b>0</b>	<b>0</b>	<b>0</b>	<b>0</b>
<b>22. Pathankot</b>														
1	Pathankot	0	0	0	0	0	0	0	0	0	0	0	0	0
2	sujanpur	0	0	0	0	0	0	0	0	0	0	0	0	0
	<b>Sub-Total</b>	<b>0</b>	<b>0</b>	<b>0</b>	<b>0</b>	<b>0</b>	<b>0</b>	<b>0</b>	<b>0</b>	<b>0</b>	<b>0</b>	<b>0</b>	<b>0</b>	<b>0</b>
	<b>Grand Total</b>	<b>83</b>	<b>11518</b>	<b>264</b>	<b>119842</b>	<b>2</b>	<b>866</b>	<b>35</b>	<b>15433</b>	<b>2</b>	<b>183</b>	<b>5</b>	<b>1510</b>	











SN/ Name of the District	Name of the Municipality/ Municipal Corpn.	Municipal Institutions												
		Colleges for General Education				Colleges for Professional and Special Education				Research Institutions				
		Institutions (No.)	Scholars (No.)	Teachers (No.)	Salaries & Allowances Paid (Rs.000)	Institutions (No.)	Scholars (No.)	Teachers (No.)	Salaries & Allowances Paid (Rs.000)	Institutions (No.)	Scholars (No.)	Teachers (No.)	Salaries & Allowances Paid (Rs.000)	
1/2	3	4	5	6	7	8	9	10	11	12	13	14	15	
<b>18. Jalandhar</b>														
1	Adampur	0	0	0	0	0	0	0	0	0	0	0	0	0
2	Alawalpur	0	0	0	0	0	0	0	0	0	0	0	0	0
3	Jalandhar	0	0	0	0	0	0	0	0	0	0	0	0	0
4	Kartarpur	0	0	0	0	0	0	0	0	0	0	0	0	0
5	Nakodar	0	0	0	0	0	0	0	0	0	0	0	0	0
6	Noor Mahal	0	0	0	0	0	0	0	0	0	0	0	0	0
7	Philaur	0	0	0	0	0	0	0	0	0	0	0	0	0
8	Shahkot	0	0	0	0	0	0	0	0	0	0	0	0	0
9	Goraya	0	0	0	0	0	0	0	0	0	0	0	0	0
10	Bhogpur	0	0	0	0	0	0	0	0	0	0	0	0	0
11	Lohian Khas	0	0	0	0	0	0	0	0	0	0	0	0	0
12	Mehatpur	0	0	0	0	0	0	0	0	0	0	0	0	0
	<b>Sub-Total</b>	<b>0</b>	<b>0</b>	<b>0</b>	<b>0</b>	<b>0</b>	<b>0</b>	<b>0</b>	<b>0</b>	<b>0</b>	<b>0</b>	<b>0</b>	<b>0</b>	<b>0</b>
<b>19. Sangrur</b>														
1	Malerkotla	0	0	0	0	0	0	0	0	0	0	0	0	0
2	Sangrur	0	0	0	0	0	0	0	0	0	0	0	0	0
3	Sunam	0	0	0	0	0	0	0	0	0	0	0	0	0
4	Dhuri	0	0	0	0	0	0	0	0	0	0	0	0	0
5	Longowal	0	0	0	0	0	0	0	0	0	0	0	0	0
6	Ahmedgarh	0	0	0	0	0	0	0	0	0	0	0	0	0
7	Lehragaga	0	0	0	0	0	0	0	0	0	0	0	0	0
8	Bhiwanigarh	0	0	0	0	0	0	0	0	0	0	0	0	0
9	Khanauri	0	0	0	0	0	0	0	0	0	0	0	0	0
10	Cheema	0	0	0	0	0	0	0	0	0	0	0	0	0
11	Dirba	0	0	0	0	0	0	0	0	0	0	0	0	0
12	Moonak	0	0	0	0	0	0	0	0	0	0	0	0	0
13	Amargarh	0	0	0	0	0	0	0	0	0	0	0	0	0
	<b>Sub-Total</b>	<b>0</b>	<b>0</b>	<b>0</b>	<b>0</b>	<b>0</b>	<b>0</b>	<b>0</b>	<b>0</b>	<b>0</b>	<b>0</b>	<b>0</b>	<b>0</b>	<b>0</b>
<b>20. Barnala</b>														
1	Barnala	0	0	0	0	0	0	0	0	0	0	0	0	0
2	Tapa	0	0	0	0	0	0	0	0	0	0	0	0	0
3	Bhadaur	0	0	0	0	0	0	0	0	0	0	0	0	0
4	Dhanoula	0	0	0	0	0	0	0	0	0	0	0	0	0
5	Handiaya	0	0	0	0	0	0	0	0	0	0	0	0	0
	<b>Sub-Total</b>	<b>0</b>	<b>0</b>	<b>0</b>	<b>0</b>	<b>0</b>	<b>0</b>	<b>0</b>	<b>0</b>	<b>0</b>	<b>0</b>	<b>0</b>	<b>0</b>	<b>0</b>
<b>21. Fazilka</b>														
1	Abohar	0	0	0	0	0	0	0	0	0	0	0	0	0
2	Jalalabad	0	0	0	0	0	0	0	0	0	0	0	0	0
3	Fazilka	0	0	0	0	0	0	0	0	0	0	0	0	0
4	Arni Wala Shikh Suban	0	0	0	0	0	0	0	0	0	0	0	0	0
	<b>Sub-Total</b>	<b>0</b>	<b>0</b>	<b>0</b>	<b>0</b>	<b>0</b>	<b>0</b>	<b>0</b>	<b>0</b>	<b>0</b>	<b>0</b>	<b>0</b>	<b>0</b>	<b>0</b>
<b>22. Pathankot</b>														
1	Pathankot	0	0	0	0	0	0	0	0	0	0	0	0	0
2	sujanpur	0	0	0	0	0	0	0	0	0	0	0	0	0
	<b>Sub-Total</b>	<b>0</b>	<b>0</b>	<b>0</b>	<b>0</b>	<b>0</b>	<b>0</b>	<b>0</b>	<b>0</b>	<b>0</b>	<b>0</b>	<b>0</b>	<b>0</b>	<b>0</b>
	<b>Grand Total</b>	<b>0</b>	<b>0</b>	<b>0</b>	<b>0</b>	<b>2</b>	<b>1102</b>	<b>79</b>	<b>28759</b>	<b>2</b>	<b>90</b>	<b>5</b>	<b>2916</b>	



SN/ Name of the District	Name of the Municipality/ Municipal Corpn.	Other Aided Institutions												
		Nursery and Primary Schools				Middle, High and Senior Secondary Schools				Schools for Professional and Special Education				
		Institutions (No.)	Scholars (No.)	Teachers (No.)	Salaries & Allowances Paid (Rs.000)	Institutions (No.)	Scholars (No.)	Teachers (No.)	Salaries & Allowances Paid (Rs.000)	Institutions (No.)	Scholars (No.)	Teachers (No.)	Salaries & Allowances Paid (Rs.000)	
1/2	3	4	5	6	7	8	9	10	11	12	13	14	15	
<b>5. Ludhiana</b>														
1	Ludhiana	5	1447	21	9314	26	31373	569	279647	0	0	0	0	
2	Samrala	0	0	0	0	0	0	0	0	0	0	0	0	
3	Khanna	1	221	3	1307	5	5039	136	65468	0	0	0	0	
4	Doraha	0	0	0	0	1	1132	18	6192	0	0	0	0	
5	Jagraon	0	0	0	0	5	3087	58	26995	0	0	0	0	
6	Raikot	0	0	0	0	1	523	7	3272	0	0	0	0	
7	Mulanpur	0	0	0	0	0	0	0	0	0	0	0	0	
8	Payal	0	0	0	0	0	0	0	0	0	0	0	0	
9	Machhiwara	0	0	0	0	0	0	0	0	0	0	0	0	
10	Maloud	0	0	0	0	0	0	0	0	0	0	0	0	
11	Sahnewal	1	219	2	884	0	0	0	0	0	0	0	0	
	<b>Sub-Total</b>	<b>7</b>	<b>1887</b>	<b>26</b>	<b>11505</b>	<b>38</b>	<b>41154</b>	<b>788</b>	<b>381574</b>	<b>0</b>	<b>0</b>	<b>0</b>	<b>0</b>	
<b>6. Patiala</b>														
1	Ghagga	0	0	0	0	0	0	0	0	0	0	0	0	
2	Bhadson	0	0	0	0	0	0	0	0	0	0	0	0	
3	Ghanaur	0	0	0	0	0	0	0	0	0	0	0	0	
4	Nabha	0	0	0	0	6	2258	70	24123	0	0	0	0	
5	Patiala	0	0	0	0	13	11497	295	126370	1	1122	50	2588	
6	Patran	0	0	0	0	0	0	0	0	0	0	0	0	
7	Rajpura	0	0	0	0	4	2323	40	18840	0	0	0	0	
8	Samana	0	0	0	0	2	1130	15	730928	0	0	0	0	
9	Sanaur	0	0	0	0	0	0	0	0	0	0	0	0	
	<b>Sub-Total</b>	<b>0</b>	<b>0</b>	<b>0</b>	<b>0</b>	<b>25</b>	<b>17208</b>	<b>420</b>	<b>900261</b>	<b>1</b>	<b>1122</b>	<b>50</b>	<b>2588</b>	
<b>7. Amritsar</b>														
1	Amritsar	23	5278	70	27891	29	26310	602	2385281	6	16605	322	439284	
2	Jandiala	4	596	17	6540	0	0	0	0	0	0	0	0	
3	Ramdass	0	0	0	0	2	1804	24	2814	0	0	0	0	
4	Majitha	1	92	2	931	0	0	0	0	0	0	0	0	
5	Rayya	0	0	0	0	0	0	0	0	0	0	0	0	
6	Raja Sansi	0	0	0	0	0	0	0	0	0	0	0	0	
7	Ajnala	0	0	0	0	0	0	0	0	0	0	0	0	
	<b>Sub-Total</b>	<b>28</b>	<b>5966</b>	<b>89</b>	<b>35362</b>	<b>31</b>	<b>28114</b>	<b>626</b>	<b>2388095</b>	<b>6</b>	<b>16605</b>	<b>322</b>	<b>439284</b>	
<b>8. Tarn Taran</b>														
1	Tarn Taran	2	198	2	657	3	2721	24	11316	0	0	0	0	
2	Patti	0	0	0	0	3	1163	22	13462	0	0	0	0	
3	Khemkaran	0	0	0	0	0	0	0	0	0	0	0	0	
4	Bhikhiwind	0	0	0	0	0	0	0	0	0	0	0	0	
	<b>Sub-Total</b>	<b>2</b>	<b>198</b>	<b>2</b>	<b>657</b>	<b>6</b>	<b>3884</b>	<b>46</b>	<b>24778</b>	<b>0</b>	<b>0</b>	<b>0</b>	<b>0</b>	

SN/ Name of the District	Name of the Municipality/ Municipal Corpn.	Other Aided Institutions												
		Nursery and Primary Schools				Middle, High and Senior Secondary Schools				Schools for Professional and Special Education				
		Institutions (No.)	Scholars (No.)	Teachers (No.)	Salaries & Allowances Paid (Rs.000)	Institutions (No.)	Scholars (No.)	Teachers (No.)	Salaries & Allowances Paid (Rs.000)	Institutions (No.)	Scholars (No.)	Teachers (No.)	Salaries & Allowances Paid (Rs.000)	
1/2	3	4	5	6	7	8	9	10	11	12	13	14	15	
<b>9. Hoshiarpur</b>														
1	Sham Churasi	6	1490	22	5865	2	1008	14	8531	0	0	0	0	0
2	Hoshiarpur	1	609	17	4345	4	2325	47	20749	0	0	0	0	0
3	Haryana	0	0	0	0	4	1680	37	20924	0	0	0	0	0
4	Gardhiwal	0	0	0	0	4	1959	33	18974	0	0	0	0	0
5	Garh Shankar	2	292	7	3668	2	511	12	6115	0	0	0	0	0
6	Tanda	0	0	0	0	1	561	8	5119	0	0	0	0	0
7	Dasuya	0	0	0	0	4	5211	83	26982	0	0	0	0	0
8	Mukerian	0	0	0	0	4	3003	44	26606	0	0	0	0	0
9	Mahilpur	0	0	0	0	0	0	0	0	0	0	0	0	0
10	Talwara	0	0	0	0	1	165	4	3024	0	0	0	0	0
	<b>Sub-Total</b>	<b>9</b>	<b>2391</b>	<b>46</b>	<b>13878</b>	<b>26</b>	<b>16423</b>	<b>282</b>	<b>137024</b>	<b>0</b>	<b>0</b>	<b>0</b>	<b>0</b>	<b>0</b>
<b>10. Shaheed Bhagat Singh Nagar</b>														
1	Nawan Shehar	0	0	0	0	7	2735	45	22061	0	0	0	0	0
2	Banga	0	0	0	0	3	1661	40	17148	0	0	0	0	0
3	Balachaur	0	0	0	0	1	53	15	75534	0	0	0	0	0
4	Rahon	0	0	0	0	0	0	0	0	0	0	0	0	0
	<b>Sub-Total</b>	<b>0</b>	<b>0</b>	<b>0</b>	<b>0</b>	<b>11</b>	<b>4449</b>	<b>100</b>	<b>114743</b>	<b>0</b>	<b>0</b>	<b>0</b>	<b>0</b>	<b>0</b>
<b>11. Gurdaspur</b>														
1	Qadian	2	450	8	2480	3	2237	31	12835	1	70	1	135	
2	Shri Hargobindpur	0	0	0	0	0	0	0	0	0	0	0	0	
3	Dina Nagar	0	0	0	0	1	650	8	4122	0	0	0	0	
4	Batala	5	1060	20	5150	5	2650	70	23750	1	100	6	2480	
5	Dhariwal	0	0	0	0	6	2150	50	9080	0	0	0	0	
6	Dera Baba Nanak	0	0	0	0	0	0	0	0	0	0	0	0	
7	Gurdaspur	0	0	0	0	6	4180	116	20050	0	0	0	0	
8	Fatehgarh Churian	1	90	5	2040	1	283	7	3693	0	0	0	0	
	<b>Sub-Total</b>	<b>8</b>	<b>1600</b>	<b>33</b>	<b>9670</b>	<b>22</b>	<b>12150</b>	<b>282</b>	<b>73530</b>	<b>2</b>	<b>170</b>	<b>7</b>	<b>2615</b>	
<b>12. Faridkot</b>														
1	Faridkot	0	0	0	0	4	2713	50	4769	0	0	0	0	0
2	Kotkapura	0	0	0	0	2	1267	20	9871	0	0	0	0	0
3	Jaitu	0	0	0	0	2	1013	13	7305	0	0	0	0	0
	<b>Sub-Total</b>	<b>0</b>	<b>0</b>	<b>0</b>	<b>0</b>	<b>8</b>	<b>4993</b>	<b>83</b>	<b>21945</b>	<b>0</b>	<b>0</b>	<b>0</b>	<b>0</b>	<b>0</b>
<b>13. Shri Muktsar Sahib</b>														
1	Gidderbaha	0	0	0	0	0	0	0	0	0	0	0	0	0
2	Bariwala	0	0	0	0	0	0	0	0	0	0	0	0	0
3	Malout	1	220	5	1588	0	0	0	0	0	0	0	0	0
4	Shri Muktsar Sahib	2	415	11	21744	2	1640	36	75519	0	0	0	0	0
	<b>Sub-Total</b>	<b>3</b>	<b>635</b>	<b>16</b>	<b>23332</b>	<b>2</b>	<b>1640</b>	<b>36</b>	<b>75519</b>	<b>0</b>	<b>0</b>	<b>0</b>	<b>0</b>	<b>0</b>
<b>14. Moga</b>														
1	Dharamkot	1	180	3	1797	1	630	14	7729	0	0	0	0	0
2	Badhni Kalan	0	0	0	0	0	0	0	0	0	0	0	0	0
3	Bagha Purana	0	0	0	0	0	0	0	0	0	0	0	0	0
4	Moga	9	2520	46	35581	9	7610	157	83351	0	0	0	0	0
5	Nihal Singh Wala	0	0	0	0	0	0	0	0	0	0	0	0	0
6	Kot Ise Khan	0	0	0	0	0	0	0	0	0	0	0	0	0
	<b>Sub-Total</b>	<b>10</b>	<b>2700</b>	<b>49</b>	<b>37378</b>	<b>10</b>	<b>8240</b>	<b>171</b>	<b>91080</b>	<b>0</b>	<b>0</b>	<b>0</b>	<b>0</b>	<b>0</b>

SN/ Name of the District	Name of the Municipality/ Municipal Corpn.	Other Aided Institutions												
		Nursery and Primary Schools				Middle, High and Senior Secondary Schools				Schools for Professional and Special Education				
		Institutions (No.)	Scholars (No.)	Teachers (No.)	Salaries & Allowances Paid (Rs.000)	Institutions (No.)	Scholars (No.)	Teachers (No.)	Salaries & Allowances Paid (Rs.000)	Institutions (No.)	Scholars (No.)	Teachers (No.)	Salaries & Allowances Paid (Rs.000)	
1/2	3	4	5	6	7	8	9	10	11	12	13	14	15	
<b>15. Rupnagar</b>														
1	Rupnagar	0	0	0	0	8	3510	83	38686	0	0	0	0	
2	Morinda	0	0	0	0	2	1006	17	6014	0	0	0	0	
3	Shri Anandpur Sahib	0	0	0	0	2	1209	20	9789	0	0	0	0	
4	Nangal	0	0	0	0	1	298	6	2385	0	0	0	0	
5	Chamkaur Sahib	0	0	0	0	0	0	0	0	0	0	0	0	
6	Shri Kiratpur Sahib	0	0	0	0	0	0	0	0	0	0	0	0	
7	Noorpur Bedi	0	0	0	0	0	0	0	0	0	0	0	0	
	<b>Sub-Total</b>	<b>0</b>	<b>0</b>	<b>0</b>	<b>0</b>	<b>13</b>	<b>6023</b>	<b>126</b>	<b>56874</b>	<b>0</b>	<b>0</b>	<b>0</b>	<b>0</b>	
<b>16. Sahibzada Ajit Singh Nagar</b>														
1	S.A.S. Nagar	0	0	0	0	2	724	23	8836					
2	Kurali	0	0	0	0	2	2039	33	11082	0	0	0	0	
3	Kharar	0	0	0	0	5	1811	37	22163	0	0	0	0	
4	Dera Bassi	0	0	0	0	2	1258	10	5708	0	0	0	0	
5	Zirakpur	0	0	0	0	0	0	0	0	0	0	0	0	
6	Naya-Gaon	0	0	0	0	0	0	0	0	0	0	0	0	
7	Banur	0	0	0	0	0	0	0	0	0	0	0	0	
8	Lalru	0	0	0	0	0	0	0	0	0	0	0	0	
	<b>Sub-Total</b>	<b>0</b>	<b>0</b>	<b>0</b>	<b>0</b>	<b>11</b>	<b>5832</b>	<b>103</b>	<b>47789</b>	<b>0</b>	<b>0</b>	<b>0</b>	<b>0</b>	
<b>17. Bathinda</b>														
1	Bathinda	0	0	0	0	5	4820	130	60766	0	0	0	0	
2	Bhucho	0	0	0	0	0	0	0	0	0	0	0	0	
3	Goniana	0	0	0	0	0	0	0	0	0	0	0	0	
4	Kot Fattah	0	0	0	0	0	0	0	0	0	0	0	0	
5	Maur	0	0	0	0	1	321	3	318	0	0	0	0	
6	Rama	0	0	0	0	2	1685	50	37028	0	0	0	0	
7	Rampura Phool	1	312	8	6815	3	1010	22	10552	0	0	0	0	
8	Sangat	0	0	0	0	0	0	0	0	0	0	0	0	
9	Talwandi Sabo	1	625	5	4835	1	492	4	4072	0	0	0	0	
10	Bhgta	0	0	0	0	0	0	0	0	0	0	0	0	
11	Kot Shamir	0	0	0	0	0	0	0	0	0	0	0	0	
12	Lehra Mohabbat	0	0	0	0	0	0	0	0	0	0	0	0	
13	Nathana	0	0	0	0	0	0	0	0	0	0	0	0	
14	Chowke	0	0	0	0	0	0	0	0	0	0	0	0	
15	Rampura	0	0	0	0	0	0	0	0	0	0	0	0	
16	Balianwali	0	0	0	0	0	0	0	0	0	0	0	0	
17	Mandi Kalan	0	0	0	0	0	0	0	0	0	0	0	0	
18	Maluka	0	0	0	0	0	0	0	0	0	0	0	0	
19	Bhai Rupa	0	0	0	0	0	0	0	0	0	0	0	0	
20	Kotha Guru	0	0	0	0	0	0	0	0	0	0	0	0	
21	Mehraj	0	0	0	0	0	0	0	0	0	0	0	0	
	<b>Sub-Total</b>	<b>2</b>	<b>937</b>	<b>13</b>	<b>11650</b>	<b>12</b>	<b>8328</b>	<b>209</b>	<b>112736</b>	<b>0</b>	<b>0</b>	<b>0</b>	<b>0</b>	



SN/ Name of the District	Name of the Municipality/ Municipal Corpn.	Other Aided Institutions												
		Nursery and Primary Schools				Middle, High and Senior Secondary Schools				Schools for Professional and Special Education				
		Institutions (No.)	Scholars (No.)	Teachers (No.)	Salaries & Allowances Paid (Rs.000)	Institutions (No.)	Scholars (No.)	Teachers (No.)	Salaries & Allowances Paid (Rs.000)	Institutions (No.)	Scholars (No.)	Teachers (No.)	Salaries & Allowances Paid (Rs.000)	
1/2	3	4	5	6	7	8	9	10	11	12	13	14	15	
<b>18. Jalandhar</b>														
1	Adampur	0	0	0	0	0	0	0	0	0	0	0	0	0
2	Alawalpur	0	0	0	0	2	1510	27	70235	0	0	0	0	0
3	Jalandhar	10	3162	64	12989	40	36980	804	120595	1	191	17	6034	0
4	Kartarpur	0	0	0	0	3	1937	38	11542	0	0	0	0	0
5	Nakodar	1	211	5	3612	1	860	18	6530	0	0	0	0	0
6	Noor Mahal	0	0	0	0	1	691	20	5669	0	0	0	0	0
7	Phifaur	0	0	0	0	0	0	0	0	0	0	0	0	0
8	Shahkot	0	0	0	0	0	0	0	0	0	0	0	0	0
9	Goraya	3	312	12	4388	4	981	42	14669	0	0	0	0	0
10	Bhogpur	0	0	0	0	0	0	0	0	0	0	0	0	0
11	Lohian Khas	2	291	5	2289	0	0	0	0	0	0	0	0	0
12	Mehatpur	0	0	0	0	0	0	0	0	0	0	0	0	0
	<b>Sub-Total</b>	<b>16</b>	<b>3976</b>	<b>86</b>	<b>23278</b>	<b>51</b>	<b>42959</b>	<b>949</b>	<b>229240</b>	<b>1</b>	<b>191</b>	<b>17</b>	<b>6034</b>	<b>0</b>
<b>19. Sangrur</b>														
1	Malerkotla	0	0	0	0	5	4857	112	41216	0	0	0	0	0
2	Sangrur	0	0	0	0	3	1119	20	8236	0	0	0	0	0
3	Sunam	1	78	2	785	2	1059	10	3898	0	0	0	0	0
4	Dhuri	0	0	0	0	3	2516	42	18838	0	0	0	0	0
5	Longowal	0	0	0	0	0	0	0	0	0	0	0	0	0
6	Ahmedgarh	0	0	0	0	3	3158	50	19374	0	0	0	0	0
7	Lehragaga	0	0	0	0	0	0	0	0	0	0	0	0	0
8	Bhiwanigarh	0	0	0	0	0	0	0	0	0	0	0	0	0
9	Khanauri	0	0	0	0	0	0	0	0	0	0	0	0	0
10	Cheema	0	0	0	0	0	0	0	0	0	0	0	0	0
11	Dirba	0	0	0	0	0	0	0	0	0	0	0	0	0
12	Moonak	0	0	0	0	0	0	0	0	0	0	0	0	0
13	Amargarh	0	0	0	0	0	0	0	0	0	0	0	0	0
	<b>Sub-Total</b>	<b>1</b>	<b>78</b>	<b>2</b>	<b>785</b>	<b>16</b>	<b>12709</b>	<b>234</b>	<b>91562</b>	<b>0</b>	<b>0</b>	<b>0</b>	<b>0</b>	<b>0</b>
<b>20. Barnala</b>														
1	Barnala	0	0	0	0	3	1285	29	14592	0	0	0	0	0
2	Tapa	0	0	0	0	1	367	8	4065	0	0	0	0	0
3	Bhadaur	0	0	0	0	0	0	0	0	0	0	0	0	0
4	Dhanoula	0	0	0	0	0	0	0	0	0	0	0	0	0
5	Handiaya	0	0	0	0	0	0	0	0	0	0	0	0	0
	<b>Sub-Total</b>	<b>0</b>	<b>0</b>	<b>0</b>	<b>0</b>	<b>4</b>	<b>1652</b>	<b>37</b>	<b>18657</b>	<b>0</b>	<b>0</b>	<b>0</b>	<b>0</b>	<b>0</b>
<b>21. Fazilka</b>														
1	Abohar	2	281	5	3837	5	7454	176	49200	0	0	0	0	0
2	Jalalabad	0	0	0	0	0	0	0	0	0	0	0	0	0
3	Fazilka	6	693	12	4077	2	281	5	3837	0	0	0	0	0
4	Arni Wala Sheikh Suban	0	0	0	0	0	0	0	0	0	0	0	0	0
	<b>Sub-Total</b>	<b>8</b>	<b>974</b>	<b>17</b>	<b>7914</b>	<b>7</b>	<b>7735</b>	<b>181</b>	<b>53037</b>	<b>0</b>	<b>0</b>	<b>0</b>	<b>0</b>	<b>0</b>
<b>22. Pathankot</b>														
1	Pathankot	0	0	0	0	6	3454	65	310	0	0	0	0	0
2	sujanpur	0	0	0	0	2	1902	10	81	0	0	0	0	0
	<b>Sub-Total</b>	<b>0</b>	<b>0</b>	<b>0</b>	<b>0</b>	<b>8</b>	<b>5356</b>	<b>75</b>	<b>391</b>	<b>0</b>	<b>0</b>	<b>0</b>	<b>0</b>	<b>0</b>
	<b>Grand Total</b>	<b>101</b>	<b>28578</b>	<b>537</b>	<b>214193</b>	<b>324</b>	<b>244492</b>	<b>4993</b>	<b>4935064</b>	<b>10</b>	<b>18088</b>	<b>396</b>	<b>450521</b>	<b>0</b>

**Educational and Cultural Statistics**

**Table No. 7.7 No. of Educational Institutions, Scholars, Teachers and their Salaries 2014-15**

SN/ Name of the District	Name of the Municipality/ Municipal Corpn.	Other Aided Institutions												
		Colleges for General Education				Colleges for Professional and Special Education				Research Institutions				
		Institutions (No.)	Scholars (No.)	Teachers (No.)	Salaries & Allowances Paid (Rs.000)	Institutions (No.)	Scholars (No.)	Teachers (No.)	Salaries & Allowances Paid (Rs.000)	Institutions (No.)	Scholars (No.)	Teachers (No.)	Salaries & Allowances Paid (Rs.000)	
1/2	3	4	5	6	7	8	9	10	11	12	13	14	15	
<b>1. Kapurthala</b>														
1	Kapurthala	1	1368	64	18397	0	0	0	0	0	0	0	0	0
2	Phagwara	3	3849	204	74328	2	1510	85	57896	0	0	0	0	0
3	Sultanpur Lodhi	2	1130	43	17285	0	0	0	0	0	0	0	0	0
4	Dhilwan	0	0	0	0	0	0	0	0	0	0	0	0	0
5	Begowal	1	387	6	7735	0	0	0	0	0	0	0	0	0
6	Bhulath	0	0	0	0	0	0	0	0	0	0	0	0	0
7	Nadala	1	310	16	6718	0	0	0	0	0	0	0	0	0
	<b>Sub-Total</b>	<b>8</b>	<b>7044</b>	<b>333</b>	<b>124463</b>	<b>2</b>	<b>1510</b>	<b>85</b>	<b>57896</b>	<b>0</b>	<b>0</b>	<b>0</b>	<b>0</b>	<b>0</b>
<b>2. Fatehgarh Sahib</b>														
1	Amlon	0	0	0	0	0	0	0	0	0	0	0	0	0
2	Sirhind	1	5298	198	74973	1	3366	175	96246	0	0	0	0	0
3	Gobindgarh	0	0	0	0	0	0	0	0	0	0	0	0	0
4	Khamano	0	0	0	0	0	0	0	0	0	0	0	0	0
5	Bassi Pathana	0	0	0	0	0	0	0	0	0	0	0	0	0
	<b>Sub-Total</b>	<b>1</b>	<b>5298</b>	<b>198</b>	<b>74973</b>	<b>1</b>	<b>3366</b>	<b>175</b>	<b>96246</b>	<b>0</b>	<b>0</b>	<b>0</b>	<b>0</b>	<b>0</b>
<b>3. Mansa</b>														
1	Mansa	1	421	22	7073	0	0	0	0	0	0	0	0	0
2	Budhlada	0	0	0	0	0	0	0	0	0	0	0	0	0
3	Bareta	0	0	0	0	0	0	0	0	0	0	0	0	0
4	Bhikhi	0	0	0	0	0	0	0	0	0	0	0	0	0
5	Sardulgarh	0	0	0	0	0	0	0	0	0	0	0	0	0
6	Boha	0	0	0	0	0	0	0	0	0	0	0	0	0
	<b>Sub-Total</b>	<b>1</b>	<b>421</b>	<b>22</b>	<b>7073</b>	<b>0</b>	<b>0</b>	<b>0</b>	<b>0</b>	<b>0</b>	<b>0</b>	<b>0</b>	<b>0</b>	<b>0</b>
<b>4. Firozpur</b>														
1	Firozpur	2	3374	62	27937	1	395	13	6111	0	0	0	0	0
2	Talwandi Bhai	0	0	0	0	0	0	0	0	0	0	0	0	0
3	Zira	0	0	0	0	0	0	0	0	0	0	0	0	0
4	Guru Har Sahai	0	0	0	0	0	0	0	0	0	0	0	0	0
5	Makhu	0	0	0	0	0	0	0	0	0	0	0	0	0
6	Mudakki	0	0	0	0	0	0	0	0	0	0	0	0	0
7	Malanwali khas	0	0	0	0	0	0	0	0	0	0	0	0	0
8	Mamdot	0	0	0	0	0	0	0	0	0	0	0	0	0
	<b>Sub-Total</b>	<b>2</b>	<b>3374</b>	<b>62</b>	<b>27937</b>	<b>1</b>	<b>395</b>	<b>13</b>	<b>6111</b>	<b>0</b>	<b>0</b>	<b>0</b>	<b>0</b>	<b>0</b>

SN/ Name of the District	Name of the Municipality/ Municipal Corpn.	Other Aided Institutions												
		Colleges for General Education				Colleges for Professional and Special Education				Research Institutions				
		Institutions (No.)	Scholars (No.)	Teachers (No.)	Salaries & Allowances Paid (Rs.000)	Institutions (No.)	Scholars (No.)	Teachers (No.)	Salaries & Allowances Paid (Rs.000)	Institutions (No.)	Scholars (No.)	Teachers (No.)	Salaries & Allowances Paid (Rs.000)	
1/2	3	4	5	6	7	8	9	10	11	12	13	14	15	
<b>5. Ludhiana</b>														
1	Ludhiana	10	18272	726	477138	9	7023	831	571462	5	2598	460	346578	
2	Samrala	0	0	0	0	0	0	0	0	0	0	0	0	
3	Khanna	2	3461	83	61526	1	197	7	4109	0	0	0	0	
4	Doraha	1	1309	50	34735	0	0	0	0	0	0	0	0	
5	Jagraon	1	1323	47	30432	0	0	0	0	0	0	0	0	
6	Raikot	1	1032	37	26279	0	0	0	0	0	0	0	0	
7	Mulanpur	0	0	0	0	0	0	0	0	0	0	0	0	
8	Payal	0	0	0	0	0	0	0	0	0	0	0	0	
9	Machhiwara	1	582	20	10244	0	0	0	0	0	0	0	0	
10	Maloud	0	0	0	0	0	0	0	0	0	0	0	0	
11	Sahnewal	0	0	0	0	0	0	0	0	0	0	0	0	
	<b>Sub-Total</b>	<b>16</b>	<b>25979</b>	<b>963</b>	<b>640354</b>	<b>10</b>	<b>7220</b>	<b>838</b>	<b>575571</b>	<b>5</b>	<b>2598</b>	<b>460</b>	<b>346578</b>	
<b>6. Patiala</b>														
1	Ghagga	0	0	0	0	0	0	0	0	0	0	0	0	
2	Bhadson	0	0	0	0	0	0	0	0	0	0	0	0	
3	Ghanaur	0	0	0	0	0	0	0	0	0	0	0	0	
4	Nabha	1	355	8	4629	0	0	0	0	0	0	0	0	
5	Patiala	2	6765	256	120678	2	3612	112	56466	0	0	0	0	
6	Patran	0	0	0	0	0	0	0	0	0	0	0	0	
7	Rajpura	1	2573	93	26383	0	0	0	0	0	0	0	0	
8	Samana	1	2468	90	28314	0	0	0	0	0	0	0	0	
9	Sanaur	0	0	0	0	0	0	0	0	0	0	0	0	
	<b>Sub-Total</b>	<b>5</b>	<b>12161</b>	<b>447</b>	<b>180004</b>	<b>2</b>	<b>3612</b>	<b>112</b>	<b>56466</b>	<b>0</b>	<b>0</b>	<b>0</b>	<b>0</b>	
<b>7. Amritsar</b>														
1	Amritsar	6	16605	322	439284	2	642	28	17208	0	0	0	0	
2	Jandiala	0	0	0	0	0	0	0	0	0	0	0	0	
3	Ramdass	0	0	0	0	0	0	0	0	0	0	0	0	
4	Majitha	0	0	0	0	0	0	0	0	0	0	0	0	
5	Rayya	0	0	0	0	0	0	0	0	0	0	0	0	
6	Raja Sansi	0	0	0	0	0	0	0	0	0	0	0	0	
7	Ajnala	0	0	0	0	0	0	0	0	0	0	0	0	
	<b>Sub-Total</b>	<b>6</b>	<b>16605</b>	<b>322</b>	<b>439284</b>	<b>2</b>	<b>642</b>	<b>28</b>	<b>17208</b>	<b>0</b>	<b>0</b>	<b>0</b>	<b>0</b>	
<b>8. Tarn Taran</b>														
1	Tarn Taran	1	426	24	66668	0	0	0	0	0	0	0	0	
2	Patti	0	0	0	0	0	0	0	0	0	0	0	0	
3	Khemkaran	0	0	0	0	0	0	0	0	0	0	0	0	
4	Bhikhiwind	0	0	0	0	0	0	0	0	0	0	0	0	
	<b>Sub-Total</b>	<b>1</b>	<b>426</b>	<b>24</b>	<b>66668</b>	<b>0</b>	<b>0</b>	<b>0</b>	<b>0</b>	<b>0</b>	<b>0</b>	<b>0</b>	<b>0</b>	
<b>9. Hoshiarpur</b>														
1	Sham Churasi	1	401	3	4986	0	0	0	0	0	0	0	0	
2	Hoshiarpur	2	3403	76	59215	1	421	17	7259	0	0	0	0	
3	Haryana	1	955	11	12273	0	0	0	0	0	0	0	0	
4	Gardhiwal	1	1160	12	23311	0	0	0	0	0	0	0	0	
5	Garh Shankar	1	1171	52	23347	0	0	0	0	0	0	0	0	
6	Tanda	0	0	0	0	0	0	0	0	0	0	0	0	
7	Dasuya	1	2101	23	27885	0	0	0	0	0	0	0	0	
8	Mukerian	1	2149	36	21877	0	0	0	0	0	0	0	0	
9	Mahilpur	1	2838	103	43615	0	0	0	0	0	0	0	0	
10	Talwara	0	0	0	0	0	0	0	0	0	0	0	0	
	<b>Sub-Total</b>	<b>9</b>	<b>14178</b>	<b>316</b>	<b>216509</b>	<b>1</b>	<b>421</b>	<b>17</b>	<b>7259</b>	<b>0</b>	<b>0</b>	<b>0</b>	<b>0</b>	

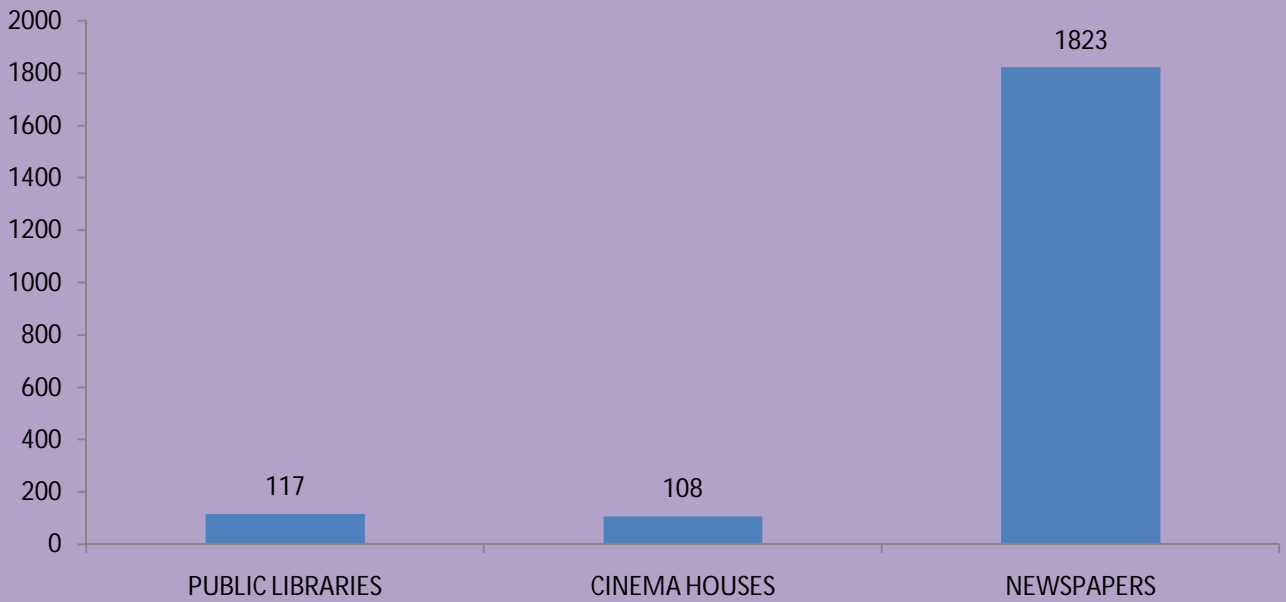




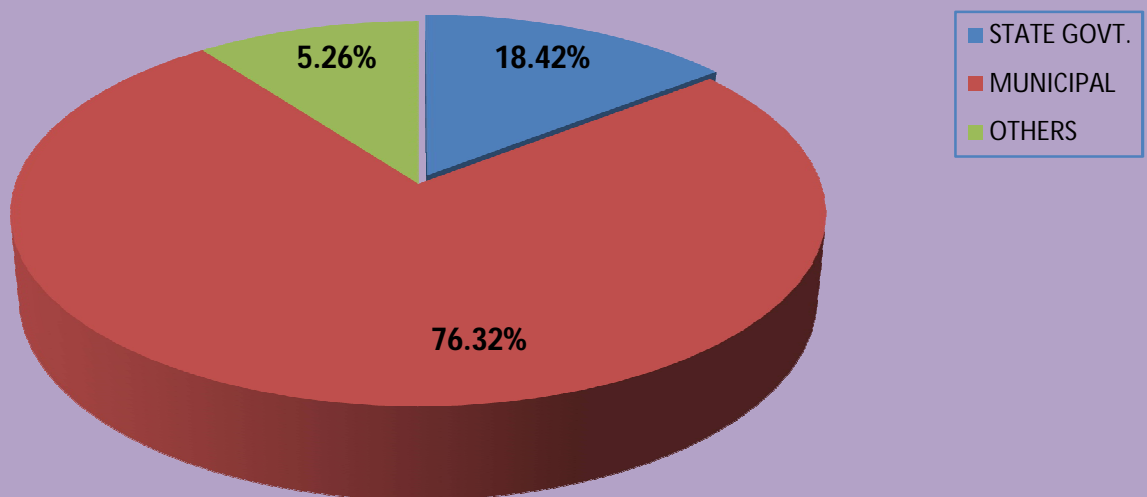
SN/ Name of the District	Name of the Municipality/ Municipal Corpn.	Other Aided Institutions												
		Colleges for General Education				Colleges for Professional and Special Education				Research Institutions				
		Institutions (No.)	Scholars (No.)	Teachers (No.)	Salaries & Allowances Paid (Rs.000)	Institutions (No.)	Scholars (No.)	Teachers (No.)	Salaries & Allowances Paid (Rs.000)	Institutions (No.)	Scholars (No.)	Teachers (No.)	Salaries & Allowances Paid (Rs.000)	
1/2	3	4	5	6	7	8	9	10	11	12	13	14	15	
<b>19. Sangrur</b>														
1	Malerkotla	0	0	0	0	0	0	0	0	0	0	0	0	0
2	Sangrur	1	450	23	6671	0	0	0	0	0	0	0	0	0
3	Sunam	0	0	0	0	0	0	0	0	0	0	0	0	0
4	Dhuri	0	0	0	0	0	0	0	0	0	0	0	0	0
5	Longowal	0	0	0	0	0	0	0	0	0	0	0	0	0
6	Ahmedgarh	0	0	0	0	0	0	0	0	0	0	0	0	0
7	Lehragaga	0	0	0	0	0	0	0	0	0	0	0	0	0
8	Bhiwanigarh	1	698	8	2223	0	0	0	0	0	0	0	0	0
9	Khanauri	0	0	0	0	0	0	0	0	0	0	0	0	0
10	Cheema	0	0	0	0	0	0	0	0	0	0	0	0	0
11	Dirba	0	0	0	0	0	0	0	0	0	0	0	0	0
12	Moonak	0	0	0	0	0	0	0	0	0	0	0	0	0
13	Amargarh	0	0	0	0	0	0	0	0	0	0	0	0	0
	<b>Sub-Total</b>	<b>2</b>	<b>1148</b>	<b>31</b>	<b>8894</b>	<b>0</b>	<b>0</b>	<b>0</b>	<b>0</b>	<b>0</b>	<b>0</b>	<b>0</b>	<b>0</b>	<b>0</b>
<b>20. Barnala</b>														
1	Barnala	2	2166	44	36564	0	0	0	0	0	0	0	0	0
2	Tapa	0	0	0	0	0	0	0	0	0	0	0	0	0
3	Bhadaur	0	0	0	0	0	0	0	0	0	0	0	0	0
4	Dhanoula	0	0	0	0	0	0	0	0	0	0	0	0	0
5	Handiaya	0	0	0	0	0	0	0	0	0	0	0	0	0
	<b>Sub-Total</b>	<b>2</b>	<b>2166</b>	<b>44</b>	<b>36564</b>	<b>0</b>	<b>0</b>	<b>0</b>	<b>0</b>	<b>0</b>	<b>0</b>	<b>0</b>	<b>0</b>	<b>0</b>
<b>21. Fazilka</b>														
1	Abohar	2	4652	77	40751	2	4652	77	40751	0	0	0	0	0
2	Jalalabad	1	885	16	7135	0	0	0	0	0	0	0	0	0
3	Fazilka	0	0	0	0	1	575	50	10698	0	0	0	0	0
4	Arni Wala Sheikh Suban	0	0	0	0	0	0	0	0	0	0	0	0	0
	<b>Sub-Total</b>	<b>3</b>	<b>5537</b>	<b>93</b>	<b>47886</b>	<b>3</b>	<b>5227</b>	<b>127</b>	<b>51449</b>	<b>0</b>	<b>0</b>	<b>0</b>	<b>0</b>	<b>0</b>
<b>22. Pathankot</b>														
1	Pathankot	0	0	0	0	0	0	0	0	0	0	0	0	0
2	sujanpur	0	0	0	0	0	0	0	0	0	0	0	0	0
	<b>Sub-Total</b>	<b>0</b>	<b>0</b>	<b>0</b>	<b>0</b>	<b>0</b>	<b>0</b>	<b>0</b>	<b>0</b>	<b>0</b>	<b>0</b>	<b>0</b>	<b>0</b>	<b>0</b>
	<b>Grand Total</b>	<b>93</b>	<b>121100</b>	<b>3758</b>	<b>2355599</b>	<b>24</b>	<b>22778</b>	<b>1433</b>	<b>896292</b>	<b>5</b>	<b>2598</b>	<b>460</b>	<b>346578</b>	

**Box:5 - Educational & Cultural Facilities in Municipal Area**

**DISTRIBUTION OF PUBLIC LIBRARIES ,CINEMA HOUSES AND NEWSPAPERS**



**PERCENTAGE DISTRIBUTION OF PUBLIC LIBRARIES IN PUNJAB**







SN/ Name of the District	Name of the Municipality/ Municipal Corpn.	State Government Public			Municipal Public Libraries			Others Public Libraries		
		No.	Members	No. of Vols. Stocked	No.	Members	No. of Vols. Stocked	No.	Members	No. of Vols. Stocked
1/2	3	4	5	6	7	8	9	10	11	12
6	Raja Sansi	0	0	0	0	0	0	0	0	0
7	Ajnala	0	0	0	0	0	0	0	0	0
	<b>Sub-Total</b>	<b>1</b>	<b>670</b>	<b>18470</b>	<b>3</b>	<b>1063</b>	<b>33702</b>	<b>4</b>	<b>870</b>	<b>48490</b>
<b>8. Tarn Taran</b>										
1	Tarn Taran	0	0	0	1	0	2888	0	0	0
2	Patti	0	0	0	0	0	2051	0	0	0
3	Khemkaran	0	0	0	0	0	0	0	0	0
4	Bhikhiwind	0	0	0	0	0	0	0	0	0
	<b>Sub-Total</b>	<b>0</b>	<b>0</b>	<b>0</b>	<b>1</b>	<b>0</b>	<b>4939</b>	<b>0</b>	<b>0</b>	<b>0</b>
<b>9. Hoshiarpur</b>										
1	Sham Churasi	0	0	0	1	4	380	0	0	0
2	Hoshiarpur	0	0	0	2	200	7800	1	4550	49000
3	Haryana	0	0	0	1	45	2177	0	0	0
4	Gardhiwal	0	0	0	0	0	0	0	0	0
5	Garh Shankar	0	0	0	1	75	3968	0	0	0
6	Tanda	0	0	0	0	0	0	0	0	0
7	Dasuya	0	0	0	1	90	7500	0	0	0
8	Mukerian	0	0	0	0	0	0	0	0	0
9	Mahilpur	0	0	0	0	0	0	0	0	0
10	Talwara	0	0	0	0	0	0	0	0	0
	<b>Sub-Total</b>	<b>0</b>	<b>0</b>	<b>0</b>	<b>6</b>	<b>414</b>	<b>21825</b>	<b>1</b>	<b>4550</b>	<b>49000</b>
<b>10. Shaheed Bhagat Singh Nagar</b>										
1	Nawan Shehar	0	0	0	1	0	3621	0	0	0
2	Banga	0	0	0	1	0	375	0	0	0
3	Balachaur	0	0	0	0	0	0	0	0	0
4	Rahon	0	0	0	1	0	580	0	0	0
	<b>Sub-Total</b>	<b>0</b>	<b>0</b>	<b>0</b>	<b>3</b>	<b>0</b>	<b>4576</b>	<b>0</b>	<b>0</b>	<b>0</b>
<b>11. Gurdaspur</b>										
1	Qadian	0	0	0	0	0	0	0	0	0
2	Shri Hargobindpur	0	0	0	0	0	0	0	0	0
3	Dina Nagar	0	0	0	0	0	0	0	0	0
4	Batala	0	0	0	0	0	0	0	0	0
5	Dhariwal	0	0	0	1	215	2100	0	0	0
6	Dera Baba Nanak	0	0	0	1	3120	50500	0	0	0
7	Gurdaspur	0	0	0				0	0	0
8	Fatehgarh Churian	0	0	0	1	100	1500	0	0	0
	<b>Sub-Total</b>	<b>0</b>	<b>0</b>	<b>0</b>	<b>3</b>	<b>3435</b>	<b>54100</b>	<b>0</b>	<b>0</b>	<b>0</b>
<b>12. Faridkot</b>										
1	Faridkot	1	3365	34671	0	0	0	0	0	0
2	Kotkapura	0	0	0	1	257	9885	0	0	0
3	Jaitu	0	0	0	1	67	6651	0	0	0
	<b>Sub-Total</b>	<b>1</b>	<b>3365</b>	<b>34671</b>	<b>2</b>	<b>324</b>	<b>16536</b>	<b>0</b>	<b>0</b>	<b>0</b>
<b>13. Shri Muktsar Sahib</b>										
1	Gidderbaha	0	0	0	1	0	3422	0	0	0
2	Bariwala	0	0	0	0	0	0	0	0	0
3	Malout	0	0	0	1	0	1784	0	0	0
4	Shri Muktsar Sahib	0	0	0	1	9	1536	0	0	0
	<b>Sub-Total</b>	<b>0</b>	<b>0</b>	<b>0</b>	<b>3</b>	<b>9</b>	<b>6742</b>	<b>0</b>	<b>0</b>	<b>0</b>
<b>14. Moga</b>										
1	Dharamkot	0	0	0	1	0	636	0	0	0
2	Badhni Kalan	0	0	0	0	0	0	0	0	0
3	Bagha Purana	0	0	0	0	0	0	0	0	0
4	Moga	0	0	0	2	0	8653	0	0	0
5	Nihal Singh Wala	0	0	0	0	0	0	0	0	0
6	Kot Ise Khan	0	0	0	0	0	0	0	0	0
	<b>Sub-Total</b>	<b>0</b>	<b>0</b>	<b>0</b>	<b>3</b>	<b>0</b>	<b>9289</b>	<b>0</b>	<b>0</b>	<b>0</b>
<b>15. Rupnagar</b>										
1	Rupnagar	1	3675	45900	0	0	0	1	3666	45660
2	Morinda	0	0	0	1	0	98	0	0	0
3	Shri Anandpur Sahib	0	0	0	0	0	0	0	0	0
4	Nangal	0	0	0	1	35	1973	0	0	0



SN/ Name of the District	Name of the Municipality/ Municipal Corp.	State Government Public			Municipal Public Libraries			Others Public Libraries		
		No.	Members	No. of Vols. Stocked	No.	Members	No. of Vols. Stocked	No.	Members	No. of Vols. Stocked
1/2	3	4	5	6	7	8	9	10	11	12
	<b>Sub-Total</b>	<b>2</b>	<b>5429</b>	<b>65723</b>	<b>9</b>	<b>680</b>	<b>27947</b>	<b>2</b>	<b>147</b>	<b>3083</b>
<b>20. Barnala</b>										
1	Barnala	0	0	0	1	52	7987	0	0	0
2	Tapa	0	0	0	1	0	1340	0	0	0
3	Bhadaur	0	0	0	0	0	0	0	0	0
4	Dhanoula	0	0	0	1	0	100	0	0	0
5	Handiaya	0	0	0	1	20	200	1	20	200
	<b>Sub-Total</b>	<b>0</b>	<b>0</b>	<b>0</b>	<b>4</b>	<b>72</b>	<b>9627</b>	<b>1</b>	<b>20</b>	<b>200</b>
<b>21. Fazilka</b>										
1	Abohar	0	0	0	2	15	5175	0	0	0
2	Jalalabad	0	0	0	1	0	129	0	0	0
3	Fazilka	0	0	0	2	0	150	0	0	0
4	Arni Wala Sheikh Suban	0	0	0	0	0	0	0	0	0
	<b>Sub-Total</b>	<b>0</b>	<b>0</b>	<b>0</b>	<b>5</b>	<b>15</b>	<b>5454</b>	<b>0</b>	<b>0</b>	<b>0</b>
<b>22. Pathankot</b>										
1	Pathankot	0	0	0	3	1335	9872	0	0	0
2	sujanpur	0	0	0	1	75	962	0	0	0
	<b>Sub-Total</b>	<b>0</b>	<b>0</b>	<b>0</b>	<b>4</b>	<b>1410</b>	<b>10834</b>	<b>0</b>	<b>0</b>	<b>0</b>
	<b>Grand Total</b>	<b>17</b>	<b>56263</b>	<b>815542</b>	<b>88</b>	<b>18863</b>	<b>413005</b>	<b>12</b>	<b>10318</b>	<b>213543</b>

Educational and Cultural Statistics

Table No. 9 Cinema Houses 2014-15

SN/ Name of the District	Name of the Municipality/ Municipal Corpn.	Permanent Cinema Houses			Touring Talkies		
		No.	No. of Seats	Entertainment Tax collected (Rs. 000)	No.	No. of Seats	Entertainment Tax collected (Rs. 000)
1/2	3	4	5	6	7	8	9
<b>1. Kapurthala</b>							
1	Kapurthala	1	366	0	0	0	0
2	Phagwara	1	398	0	0	0	0
3	Sultanpur Lodhi	0	0	0	0	0	0
4	Dhilwan	0	0	0	0	0	0
5	Begowal	0	0	0	0	0	0
6	Bhulath	0	0	0	0	0	0
7	Nadala	0	0	0	0	0	0
	<b>Sub-Total</b>	<b>2</b>	<b>764</b>	<b>0</b>	<b>0</b>	<b>0</b>	<b>0</b>
<b>2. Fatehgarh Sahib</b>							
1	Amloh	0	0	0	0	0	0
2	Sirhind	0	0	0	0	0	0
3	Gobindgarh	1	390	0	0	0	0
4	Bassi Pathana	0	0	0	0	0	0
5	Khamano	0	0	0	0	0	0
	<b>Sub-Total</b>	<b>1</b>	<b>390</b>	<b>0</b>	<b>0</b>	<b>0</b>	<b>0</b>
<b>3. Mansa</b>							
1	Mansa	1	516	2000	0	0	0
2	Budhlada	0	0	0	0	0	0
3	Bareta	0	0	0	0	0	0
4	Bhikhi	0	0	0	0	0	0
5	Sardulgarh	0	0	0	0	0	0
6	Boha	0	0	0	0	0	0
	<b>Sub-Total</b>	<b>1</b>	<b>516</b>	<b>2000</b>	<b>0</b>	<b>0</b>	<b>0</b>
<b>4. Firozpur</b>							
1	Firozpur	2	1000	37000	0	0	0
2	Talwandi Bhai	2	200	0	0	0	0
3	Zira	0	0	0	0	0	0
4	Guru Har Sahai	1	257	0	0	0	0
5	Makhu	0	0	0	0	0	0
6	Mudakki	0	0	0	0	0	0
7	Malanwali khas	0	0	0	0	0	0
8	Mamdot	0	0	0	0	0	0
	<b>Sub-Total</b>	<b>5</b>	<b>1457</b>	<b>37000</b>	<b>0</b>	<b>0</b>	<b>0</b>
<b>5. Ludhiana</b>							
1	Ludhiana	23	19469	0	0	0	0
2	Samrala	0	0	0	0	0	0
3	Khanna	1	659	0	0	0	0
4	Doraha	0	0	0	0	0	0
5	Jagraon	1	858	0	0	0	0
6	Raikot	0	0	0	0	0	0
7	Mulanpur	1	899	0	0	0	0
8	Payal	0	0	0	0	0	0
9	Machhiwara	0	0	0	0	0	0
10	Maloud	0	0	0	0	0	0
11	Sahnewal	0	0	0	0	0	0
	<b>Sub-Total</b>	<b>26</b>	<b>21885</b>	<b>0</b>	<b>0</b>	<b>0</b>	<b>0</b>
<b>6. Patiala</b>							
1	Ghagga	0	0	0	0	0	0
2	Bhadson	0	0	0	0	0	0
3	Ghanaur	0	0	0	0	0	0
4	Nabha	1	358	0	0	0	0
5	Patiala	6	4939	0	0	0	0
6	Patran	0	0	0	0	0	0
7	Rajpura	1	279	0	0	0	0
8	Samana	0	0	0	0	0	0
9	Sanaur	0	0	0	0	0	0
	<b>Sub-Total</b>	<b>8</b>	<b>5576</b>	<b>0</b>	<b>0</b>	<b>0</b>	<b>0</b>
<b>7. Amritsar</b>							
1	Amritsar	11	7260	0	0	0	0
2	Jandiala	0	0	0	0	0	0
3	Ramdas	0	0	0	0	0	0
4	Majitha	0	0	0	0	0	0
5	Rayya	0	0	0	0	0	0
6	Raja Sansi	0	0	0	0	0	0
7	Ajnala	0	0	0	0	0	0
	<b>Sub-Total</b>	<b>11</b>	<b>7260</b>	<b>0</b>	<b>0</b>	<b>0</b>	<b>0</b>

SN/ Name of the District	Name of the Municipality/ Municipal Corpn.	Permanent Cinema Houses			Touring Talkies		
		No.	No. of Seats	Entertainment Tax collected (Rs. 000)	No.	No. of Seats	Entertainment Tax collected (Rs. 000)
1/2	3	4	5	6	7	8	9
<b>8. Tarn Taran</b>							
1	Tarn Taran	1	680	0	0	0	0
2	Patti	0	0	0	0	0	0
3	Khemkaran	0	0	0	0	0	0
4	Bhikhiwind	0	0	0	0	0	0
	<b>Sub-Total</b>	<b>1</b>	<b>680</b>	<b>0</b>	<b>0</b>	<b>0</b>	<b>0</b>
<b>9. Hoshiarpur</b>							
1	Sham Churasi	0	0	0	0	0	0
2	Hoshiarpur	2	1532	39000	0	0	0
3	Haryana	0	0	0	0	0	0
4	Gardhiwal	0	0	0	0	0	0
5	Garh Shankar	0	0	0	0	0	0
6	Tanda	1	510	25600	0	0	0
7	Dasuya	0	0	0	0	0	0
8	Mukerian	1	551	205000	0	0	0
9	Mahilpur	0	0	0	0	0	0
10	Talwara	0	0	0	0	0	0
	<b>Sub-Total</b>	<b>4</b>	<b>2593</b>	<b>269600</b>	<b>0</b>	<b>0</b>	<b>0</b>
<b>10. Shaheed Bhagat Singh Nagar</b>							
1	Nawan Shehar	2	432	0	0	0	0
2	Banga	1	140	0	0	0	0
3	Balachaur	0	0	0	0	0	0
4	Rahon	0	0	0	0	0	0
	<b>Sub-Total</b>	<b>3</b>	<b>572</b>	<b>0</b>	<b>0</b>	<b>0</b>	<b>0</b>
<b>11. Gurdaspur</b>							
1	Qadian	0	0	0	0	0	0
2	Shri Hargobindpur	0	0	0	0	0	0
3	Dina Nagar	1	250	90000	0	0	0
4	Batala	0	0	0	0	0	0
5	Dhariwal	0	0	0	0	0	0
6	Dera Baba Nanak	0	0	0	0	0	0
7	Gurdaspur	0	0	0	0	0	0
8	Fatehgarh Churian	0	0	0	0	0	0
	<b>Sub-Total</b>	<b>1</b>	<b>250</b>	<b>90000</b>	<b>0</b>	<b>0</b>	<b>0</b>
<b>12. Faridkot</b>							
1	Faridkot	1	623	0	0	0	0
2	Kotkapura	2	1482	0	0	0	0
3	Jaitu	1	581	0	0	0	0
	<b>Sub-Total</b>	<b>4</b>	<b>2686</b>	<b>0</b>	<b>0</b>	<b>0</b>	<b>0</b>
<b>13. Shri Muktsar Sahib</b>							
1	Gidderbaha	1	750	0	0	0	0
2	Bariwala	0	0	0	0	0	0
3	Malout	2	732	1086	0	0	0
4	Shri Muktsar Sahib	3	2250	0	0	0	0
	<b>Sub-Total</b>	<b>6</b>	<b>3732</b>	<b>1086</b>	<b>0</b>	<b>0</b>	<b>0</b>
<b>14. Moga</b>							
1	Dharamkot	0	0	0	0	0	0
2	Badhni Kalan	0	0	0	0	0	0
3	Bagha Purana	1	999	3996	0	0	0
4	Moga	1	1000	4000	0	0	0
5	Nihal Singh Wala	0	0	0	0	0	0
6	Kot Ise Khan	0	0	0	0	0	0
	<b>Sub-Total</b>	<b>2</b>	<b>1999</b>	<b>7996</b>	<b>0</b>	<b>0</b>	<b>0</b>
<b>15. Rupnagar</b>							
1	Rupnagar	2	900	0	0	0	0
2	Morinda	1	500	0	0	0	0
3	Shri Anandpur Sahib	0	0	0	0	0	0
4	Nangal	0	0	0	0	0	0
5	Chamkaur Sahib	0	0	0	0	0	0
6	Shri Kiratpur Sahib	0	0	0	0	0	0
	<b>Sub-Total</b>	<b>3</b>	<b>1400</b>	<b>0</b>	<b>0</b>	<b>0</b>	<b>0</b>

SN/ Name of the District	Name of the Municipality/ Municipal Corpn.	Permanent Cinema Houses			Touring Talkies		
		No.	No. of Seats	Entertainment Tax collected (Rs. 000)	No.	No. of Seats	Entertainment Tax collected (Rs. 000)
1/2	3	4	5	6	7	8	9
<b>16. Sahibzada Ajit Singh Nagar</b>							
1	S.A.S. Nagar	1	999	0	0	0	0
2	Kurali	1	356	0	0	0	0
3	Kharar	1	554	0	0	0	0
4	Dera Bassi	1	500	0	0	0	0
5	Zirakpur	1	486	0	0	0	0
6	Naya-Gaon	0	0	0	0	0	0
7	Banur	0	0	0	0	0	0
8	Lalru	1	200	0	0	0	0
	<b>Sub-Total</b>	<b>6</b>	<b>3095</b>	<b>0</b>	<b>0</b>	<b>0</b>	<b>0</b>
<b>17. Bathinda</b>							
1	Bathinda	8	7582	689000	0	0	0
2	Bhucho	0	0	0	0	0	0
3	Goniana	0	0	0	0	0	0
4	Kot Fattah	0	0	0	0	0	0
5	Maur	0	0	0	0	0	0
6	Rama	0	0	0	0	0	0
7	Rampura Phool	0	0	0	0	0	0
8	Sangat	0	0	0	0	0	0
9	Talwandi Sabo	0	0	0	0	0	0
10	Bhgta	0	0	0	0	0	0
11	Kot Shamir	0	0	0	0	0	0
12	Lehra Mohabbat	0	0	0	0	0	0
13	Nathana	0	0	0	0	0	0
14	Chowke	0	0	0	0	0	0
15	Rampura	0	0	0	0	0	0
16	Balianwali	0	0	0	0	0	0
17	Mandi Kalan	0	0	0	0	0	0
18	Maluka	0	0	0	0	0	0
19	Bhai Rupa	0	0	0	0	0	0
20	Kotha Guru	0	0	0	0	0	0
21	Mehraj	0	0	0	0	0	0
	<b>Sub-Total</b>	<b>8</b>	<b>7582</b>	<b>689000</b>	<b>0</b>	<b>0</b>	<b>0</b>
<b>18. Jalandhar</b>							
1	Adampur	0	0	0	0	0	0
2	Alawalpur	0	0	0	0	0	0
3	Jalandhar	5	6310	0	0	0	0
4	Kartarpur	0	0	0	0	0	0
5	Nakodar	0	0	0	0	0	0
6	Noor Mahal	0	0	0	0	0	0
7	Philaur	0	0	0	0	0	0
8	Shahkot	0	0	0	0	0	0
9	Goraya	1	418	0	0	0	0
10	Bhogpur	0	0	0	0	0	0
11	Lohian Khas	0	0	0	0	0	0
12	Mehatpur	0	0	0	0	0	0
	<b>Sub-Total</b>	<b>6</b>	<b>6728</b>	<b>0</b>	<b>0</b>	<b>0</b>	<b>0</b>
<b>19. Sangrur</b>							
1	Malerkotla	1	250	0	0	0	0
2	Sangrur	2	641	0	0	0	0
3	Sunam	0	0	0	0	0	0
4	Dhuri	0	0	0	0	0	0
5	Longowal	0	0	0	0	0	0
6	Ahmedgarh	0	0	0	0	0	0
7	Lehragaga	0	0	0	0	0	0
8	Bhiwanigarh	0	0	0	0	0	0
9	Khanauri	0	0	0	0	0	0
10	Cheema	0	0	0	0	0	0
11	Dirba	0	0	0	0	0	0
12	Moonak	0	0	0	0	0	0
13	Amargarh	0	0	0	0	0	0
	<b>Sub-Total</b>	<b>3</b>	<b>891</b>	<b>0</b>	<b>0</b>	<b>0</b>	<b>0</b>

SN/ Name of the District	Name of the Municipality/ Municipal Corpn.	Permanent Cinema Houses			Touring Talkies		
		No.	No. of Seats	Entertainment Tax collected (Rs. 000)	No.	No. of Seats	Entertainment Tax collected (Rs. 000)
1/2	3	4	5	6	7	8	9
<b>20. Barnala</b>							
1	Barnala	1	250	41000	0	0	0
2	Tapa	0	0	0	0	0	0
3	Bhadaur	0	0	0	0	0	0
4	Dhanoula	0	0	0	0	0	0
5	Handiaya	0	0	0	0	0	0
	<b>Sub-Total</b>	<b>1</b>	<b>250</b>	<b>41000</b>	<b>0</b>	<b>0</b>	<b>0</b>
<b>21. Fazilka</b>							
1	Abohar	1	999	64900	0	0	0
2	Jalalabad	1	280	0	0	0	0
3	Fazilka	2	1422	41000	0	0	0
4	Arni Wala Sheikh Suban	0	0	0	0	0	0
	<b>Sub-Total</b>	<b>4</b>	<b>2701</b>	<b>105900</b>	<b>0</b>	<b>0</b>	<b>0</b>
<b>22. Pathankot</b>							
1	Pathankot	2	606	1600	0	0	0
2	sujanpur	0	0	0	0	0	0
	<b>Sub-Total</b>	<b>2</b>	<b>606</b>	<b>1600</b>	<b>0</b>	<b>0</b>	<b>0</b>
	<b>Grand Total</b>	<b>108</b>	<b>73613</b>	<b>1245182</b>	<b>0</b>	<b>0</b>	<b>0</b>

**Educational and Cultural Statistics**  
**Table No. 10 No. of Newspapers and Periodicals 2014-15**

SN/ Name of the District	Name of the Municipality/ Municipal Corpn.	Language	Daily	Weekly	Monthly	Others	Total
1/2	3	4	5	6	7	8	9
<b>1. Kapurthala</b>							
1	Kapurthala	Punjabi	5	0	0	0	5
		Hindi	5	0	0	0	5
		English	5	0	0	0	5
		Urdu	1	0	0	0	1
2	Phagwara	Punjabi	18	4	3	2	27
		Hindi	17	0	6	3	26
		English	11	0	0	0	11
		Urdu	4	0	0	0	4
3	Sultanpur Lodhi	Punjabi	4	0	0	0	4
		Hindi	4	0	0	0	4
4	Dhilwan	Punjabi	3	0	0	0	3
		Hindi	2	0	0	0	2
5	Begowal	Punjabi	2	0	0	0	2
		Hindi	2	0	0	0	2
6	Bhulath	Punjabi	2	0	0	0	2
		Hindi	2	0	0	0	2
7	Nadala	Punjabi	2	0	0	0	2
		Hindi	2	0	0	0	2
	<b>Sub-Total</b>		<b>91</b>	<b>4</b>	<b>9</b>	<b>5</b>	<b>109</b>
<b>2. Fatehgarh Sahib</b>							
1	Amlah	Punjabi	0	1	0	0	1
2	Sirhind	Punjabi	2	0	0	0	2
		Hindi	2	0	0	0	2
		English	1	0	0	0	1
3	Gobindgarh	Punjabi	0	2	0	0	2
4	Bassi Pathana	Punjabi	0	0	0	0	0
5	Khamano	Punjabi	0	0	0	0	0
	<b>Sub-Total</b>		<b>5</b>	<b>3</b>	<b>0</b>	<b>0</b>	<b>8</b>
<b>3. Mansa</b>							
1	Mansa	Punjabi	15	0	0	0	15
		Hindi	6	2	5	0	13
		English	6	1	1	0	8
2	Budhlada	Punjabi	3	0	0	0	3
3	Bareta	Punjabi	2	0	0	0	2
4	Bhikhi	Punjabi	3	0	0	0	3
5	Sardulgarh	Punjabi	0	0	0	0	0
6	Boha	Punjabi	0	0	0	0	0
	<b>Sub-Total</b>		<b>35</b>	<b>3</b>	<b>6</b>	<b>0</b>	<b>44</b>
<b>4. Firozpur</b>							
1	Firozpur	Multilingual	8	3	2	0	13
2	Talwandi Bhai	Multilingual	10	0	0	0	10
3	Zira	Multilingual	7	0	0	0	7
4	Guru Har Sahai	Multilingual	0	0	0	0	0
5	Makhu	Multilingual	7	0	0	0	7
6	Mudki	Multilingual	0	0	0	0	0
7	Mallan wala Khas	Multilingual	0	0	0	0	0
	<b>Sub-Total</b>		<b>32</b>	<b>3</b>	<b>2</b>	<b>0</b>	<b>37</b>
<b>5. Ludhiana</b>							
1	Ludhiana	Punjabi	10	0	0	0	10
		Hindi	2	0	0	0	2
		English	3	0	0	0	3
2	Samrala	Punjabi	8	0	0	0	8
		Hindi	4	0	0	0	4
		English	4	0	0	0	4
		Urdu	1	0	0	0	1
3	Khanna	Punjabi	19	4	1	0	24
		Hindi	15	2	5	4	26
		English	16	0	6	4	26
		Urdu	4	0	1	0	5
4	Doraha	Punjabi	0	0	0	0	0
5	Jagraon	Punjabi	5	0	0	0	5
		Hindi	4	0	0	0	4
		English	2	0	0	0	2
		Urdu	1	0	0	0	1
6	Raikot	Punjabi	3	0	0	0	3



SN/ Name of the District	Name of the Municipality/ Municipal Corpn.	Language	Daily	Weekly	Monthly	Others	Total
1/2	3	4	5	6	7	8	9
		Hindi	2	0	0	0	2
		English	1	0	0	0	1
7	Mulanpur	Punjabi	0	0	0	0	0
8	Payal	Punjabi	0	0	0	0	0
9	Machhiwara	Punjabi	0	0	0	0	0
10	Maloud	Punjabi	0	0	0	0	0
11	Sahnewal	Punjabi	0	0	0	0	0
	<b>Sub-Total</b>		<b>104</b>	<b>6</b>	<b>13</b>	<b>8</b>	<b>131</b>
<b>6. Patiala</b>							
1	Nabha	Punjabi	0	3	0	2	5
		Hindi	0	0	4	0	4
2	Patiala	Punjabi	10	13	18	1	42
		Hindi	2	4	2	0	8
		English	0	0	3	3	6
3	Patran	Punjabi	1	0	1	0	2
4	Rajpura	Punjabi	8	1	2	0	11
		Hindi	10	1	6	3	20
		English	5	2	3	4	14
		Urdu	1	0	0	0	1
5	Samana	Punjabi	0	1	0	0	1
		Hindi	0	0	1	20	21
6	Ghagga	Punjabi	0	0	0	0	0
7	Bhadson	Punjabi	0	0	0	0	0
8	Ghanaur	Punjabi	0	0	0	0	0
9	Sanaur	Punjabi	0	0	0	0	0
	<b>Sub-Total</b>	Punjabi	<b>37</b>	<b>25</b>	<b>40</b>	<b>33</b>	<b>135</b>
<b>7. Amritsar</b>							
1	Amritsar	Punjabi	8	0	0	3	11
		Hindi	0	2	10	2	14
		English	9	5	10	3	27
		Urdu	9	0	0	0	9
2	Jandiala	Punjabi	5	0	0	0	5
3	Ramdas	Punjabi	0	0	0	0	0
4	Rayya	Punjabi	4	0	0	0	4
5	Majitha	Punjabi	2	0	0	0	2
6	Rahja Sansi	Punjabi	2	0	0	0	2
7	Ajnala	Punjabi	0	0	0	0	0
	<b>Sub-Total</b>		<b>39</b>	<b>7</b>	<b>20</b>	<b>8</b>	<b>74</b>
<b>8. Tarn Taran</b>							
1	Tarn Taran	Punjabi	5	0	0	0	5
		Hindi	5	0	0	0	5
		English	3	0	0	0	3
		Urdu	1	0	0	0	1
2	Patti	Punjabi	0	0	0	0	0
3	KhemKaran	Punjabi	0	0	0	0	0
4	Bhikhiwind	Punjabi	0	0	0	0	0
	<b>Sub-Total</b>		<b>14</b>	<b>0</b>	<b>0</b>	<b>0</b>	<b>14</b>
<b>9. Hoshiarpur</b>							
1	Sham Churasi	Punjabi	4	8	6	12	30
		Hindi	4	8	6	12	30
		English	4	8	6	12	30
		Urdu	4	8	6	12	30
2	Hoshiarpur	Punjabi	10	8	12	12	42
		Hindi	8	2	3	3	16
		English	8	8	11	12	39
3	Hariyana	Punjabi	3	0	0	0	3
		Hindi	3	0	0	0	3
		English	3	0	0	0	3
4	Gardhiwal	Punjabi	3	0	0	0	3
		Hindi	3	0	0	0	3
		English	3	0	0	0	3
5	Garh Shankar	Punjabi	4	0	0	0	4
		Hindi	4	0	0	0	4
		English	4	0	0	0	4
6	Tanda	Punjabi	3	0	0	0	3
		Hindi	3	0	0	0	3
		English	3	0	0	0	3
7	Dasuya	Punjabi	3	0	0	0	3
		Hindi	3	0	0	0	3

SN/ Name of the District	Name of the Municipality/ Municipal Corpn.	Language	Daily	Weekly	Monthly	Others	Total
1/2	3	4	5	6	7	8	9
		English	3	0	0	0	3
8	Mukerian	Punjabi	3	0	0	0	3
		Hindi	3	0	0	0	3
		English	3	0	0	0	3
9	Mahilpur	Punjabi	3	0	0	0	3
		Hindi	3	0	0	0	3
		English	3	0	0	0	3
10	Talwara	Punjabi	3	0	0	0	3
		Hindi	3	0	0	0	3
		English	3	0	0	0	3
	<b>Sub-Total</b>		<b>117</b>	<b>50</b>	<b>50</b>	<b>75</b>	<b>292</b>
<b>10. Shaheed Bhagat Singh Nagar</b>							
1	Nawan Shehar	Punjabi	4	0	0	0	4
		Hindi	4	0	0	0	4
		English	5	0	0	0	5
2	Banga	Punjabi	1	0	0	0	1
		Hindi	1	0	0	0	1
		English	1	0	0	0	1
3	Balachaur	Punjabi	2	0	0	0	2
		Hindi	1	0	0	0	1
		English	1	0	0	0	1
4	Rahon	Punjabi	2	0	0	0	2
		Hindi	1	0	0	0	1
	<b>Sub-Total</b>		<b>23</b>	<b>0</b>	<b>0</b>	<b>0</b>	<b>23</b>
<b>11. Gurdaspur</b>							
1	Qadian	Punjabi	3	1	0	0	4
2	Shri Hargobindpur	Punjabi	3	1	1	0	5
3	Dina Nagar	Punjabi	3	1	1	0	5
4	Batala	Punjabi	5	3	2	0	10
5	Dhariwal	Punjabi	3	0	1	0	4
6	Dera Baba Nanak	Punjabi	4	0	0	0	4
7	Gurdaspur	Punjabi	3	1	3	0	7
8	Fatehgarh Churian	Punjabi	4	0	0	0	4
	<b>Sub-Total</b>		<b>28</b>	<b>7</b>	<b>8</b>	<b>0</b>	<b>43</b>
<b>12. Faridkot</b>							
1	Faridkot	Punjabi	0	1	0	1	2
2	Kotkapura	Punjabi	0	3	1	1	5
		Hindi	0	1	0	0	1
3	Jaitu	Punjabi	0	0	0	0	0
	<b>Sub-Total</b>		<b>0</b>	<b>5</b>	<b>1</b>	<b>2</b>	<b>8</b>
<b>13. Shri Muktsar Sahib</b>							
1	Gidderbaha	Punjabi	2	0	0	0	2
		Hindi	4	0	0	0	4
		English	3	0	0	0	3
		Urdu	1	0	0	0	1
2	Bariwala	Punjabi	2	0	0	0	2
		Hindi	0	0	0	0	0
		English	0	0	0	0	0
		Urdu	0	0	0	0	0
3	Malout	Punjabi	6	0	0	0	6
		Hindi	6	0	0	0	6
		English	2	0	0	0	2
		Urdu	0	0	0	0	0
4	Shri Muktsar Sahib	Punjabi	2	0	0	0	2
		Hindi	2	0	0	0	2
		English	2	0	0	0	2
		Urdu	0	0	0	0	0
	<b>Sub-Total</b>		<b>32</b>	<b>0</b>	<b>0</b>	<b>0</b>	<b>32</b>
<b>14. Moga</b>							
1	Dharamkot	Punjabi	3	0	3	0	6
		English	1	0	0	0	1
2	Moga	Punjabi	20	0	4	0	24
		Hindi	21	0	8	3	32
		English	12	1	3	2	18
		Urdu	1	0	0	0	1
		Multilingual	1	1	15	5	22
3	Kot Ise Khan	Punjabi	2	0	0	0	2
	<b>Sub-Total</b>		<b>61</b>	<b>2</b>	<b>33</b>	<b>10</b>	<b>106</b>

SN/ Name of the District	Name of the Municipality/ Municipal Corpn.	Language	Daily	Weekly	Monthly	Others	Total
1/2	3	4	5	6	7	8	9
<b>15. Rupnagar</b>							
1	Rupnagar	Punjabi	19	0	0	0	19
		Hindi	19	0	0	0	19
		English	19	0	0	0	19
		Urdu	19	0	0	0	19
		Multilingual	19	0	0	0	19
2	Morinda	Punjabi	7	0	0	0	7
		Hindi	7	0	0	0	7
		English	7	0	0	0	7
		Urdu	7	0	0	0	7
		Multilingual	7	0	0	0	7
3	Shri Anandpur Sahib	Punjabi	19	0	0	0	19
		Hindi	19	0	0	0	19
		English	19	0	0	0	19
		Urdu	19	0	0	0	19
		Multilingual	19	0	0	0	19
4	Nangal	Punjabi	30	4	2	6	42
		Hindi	30	4	2	6	42
		English	30	4	2	6	42
		Urdu	30	4	2	6	42
		Multilingual	30	4	2	6	42
5	Chamkaur Sahib	Punjabi	3	0	0	0	3
		Hindi	3	0	0	0	3
		English	3	0	0	0	3
		Urdu	3	0	0	0	3
		Multilingual	3	0	0	0	3
6	Shri Kiratpur Sahib	Punjabi	0	0	0	0	0
	<b>Sub-Total</b>		<b>390</b>	<b>20</b>	<b>10</b>	<b>30</b>	<b>450</b>
<b>16. Sahibzada Ajit Singh Nagar</b>							
1	S.A.S. Nagar	Punjabi	1	0	0	0	1
		Hindi	1	0	0	0	1
		English	1	0	0	0	1
		Urdu	1	0	0	0	1
2	Kurali	Punjabi	1	0	0	0	1
		Hindi	1	0	0	0	1
		English	1	0	0	0	1
5	Kharar	Punjabi	7	3	2	0	12
		Hindi	1	0	0	0	1
		English	1	0	0	0	1
6	Dera Bassi	Punjabi	0	0	0	0	0
7	Zirakpur	Punjabi	0	0	0	0	0
8	Naya Gaon	Punjabi	0	0	0	0	0
9	Banur	Punjabi	1	0	0	0	1
10	Lalru	Punjabi	0	0	0	0	0
	<b>Sub-Total</b>		<b>17</b>	<b>3</b>	<b>2</b>	<b>0</b>	<b>22</b>
<b>17. Bathinda</b>							
1	Bathinda	Punjabi	6	1	0	0	7
		Hindi	6	1	0	0	7
2	Rama	Punjabi	4	0	0	0	4
		Hindi	4	0	0	0	4
		English	4	0	0	0	4
3	Bhgta	Punjabi	9	0	0	0	9
		Hindi	9	0	0	0	9
		English	9	0	0	0	9
4	Bhucho	Punjabi	0	0	0	0	0
5	Goniana	Punjabi	0	0	0	0	0
6	Kot Fattah	Punjabi	0	0	0	0	0
7	Maur	Punjabi	0	0	0	0	0
8	Rampura Phool	Punjabi	0	0	0	0	0
9	Sangat	Punjabi	0	0	0	0	0
10	Talwandi Sabo	Punjabi	0	0	0	0	0
11	Kotshamir	Punjabi	0	0	0	0	0
12	Lehra Mohabbat	Punjabi	0	0	0	0	0
13	Nathana	Punjabi	0	0	0	0	0
14	Chowke	Punjabi	0	0	0	0	0
15	Rampura	Punjabi	0	0	0	0	0
16	Balian Wali	Punjabi	0	0	0	0	0
17	Mandi Kalan	Punjabi	0	0	0	0	0
18	Maluka	Punjabi	0	0	0	0	0
19	Bhai Rupa	Punjabi	0	0	0	0	0
20	Kotha Guru	Punjabi	0	0	0	0	0
21	Mehraj	Punjabi	0	0	0	0	0
	<b>Sub-Total</b>	<b>Punjabi</b>	<b>51</b>	<b>2</b>	<b>0</b>	<b>0</b>	<b>53</b>

SN/ Name of the District	Name of the Municipality/ Municipal Corpn.	Language	Daily	Weekly	Monthly	Others	Total
1/2	3	4	5	6	7	8	9
<b>18. Jalandhar</b>							
1	Adampur	Punjabi	1	0	0	0	1
		Hindi	1	0	0	0	1
		English	2	0	0	0	2
		Urdu	1	0	0	0	1
2	Alawalpur	Punjabi	0	1	0	0	1
3	Jalandhar	Punjabi	6	4	6	0	16
		Hindi	6	4	5	0	15
		English	4	0	4	0	8
		Urdu	2	0	3	0	5
4	Kartarpur	Punjabi	3	0	0	0	3
		Hindi	3	0	0	0	3
		English	1	0	0	0	1
		Urdu	1	0	0	0	1
5	Nakodar	Punjabi	0	0	0	0	0
6	Noor Mahal	Punjabi	3	0	0	0	3
		Hindi	3	0	0	0	3
		English	3	0	0	0	3
7	Phillaur	Punjabi	0	0	0	0	0
8	Shahkot	Punjabi	2	0	0	0	2
		Hindi	2	0	1	0	3
		English	2	0	0	0	2
9	Goraya	Punjabi	2	0	0	0	2
		Hindi	1	0	0	0	1
		English	1	0	0	0	1
10	Bhogpur	Punjabi	1	0	0	0	1
11	Lohian Khas	Punjabi	1	0	0	0	1
		Urdu	1	0	0	0	1
12	Mehatpur	Punjabi	0	0	0	0	0
		Hindi	0	0	0	0	0
		English	0	0	0	0	0
	<b>Sub-Total</b>		<b>53</b>	<b>9</b>	<b>19</b>	<b>0</b>	<b>81</b>
<b>19. Sangrur</b>							
1	Malerkotla	Punjabi	0	0	0	2	2
		Hindi	1	1	1	0	3
		English	1	1	1	0	3
		Urdu	1	1	0	1	3
2	Sangrur	Punjabi	1	1	0	0	2
		Hindi	0	1	0	0	1
		English	0	1	1	0	2
3	Sunam	Punjabi	3	1	0	4	8
		Hindi	1	0	0	1	2
4	Dhuri	Punjabi	1	2	0	2	5
5	Longowal	Punjabi	1	0	2	0	3
6	Ahmedgarh	Punjabi	12	0	0	0	12
		Hindi	3	0	0	0	3
		English	5	0	0	0	5
		Urdu	1	0	0	0	1
7	Lehragaga	Punjabi	1	2	4	1	8
8	Bhiwanigarh	Punjabi	1	1	0	2	4
9	Khanauri	Punjabi	0	0	0	0	0
10	Cheema	Punjabi	0	0	0	0	0
11	Dirba	Punjabi	0	0	0	0	0
12	Moonak	Punjabi	2	0	0	0	2
		Hindi	1	0	0	0	1
13	Amargarh	English	6	2	2	0	10
		Hindi	7	4	1	1	13
		Urdu	2	1	0	1	4
		Punjabi	4	2	2	3	11
	<b>Sub-Total</b>		<b>55</b>	<b>21</b>	<b>14</b>	<b>18</b>	<b>108</b>
<b>20. Barnala</b>							
1	Barnala	Punjabi	0	2	0	0	2
2	Tapa	Punjabi	0	0	0	0	0
3	Bhadaur	Punjabi	0	0	0	0	0
4	Dhanaula	Punjabi	0	0	0	0	0
5	Handaya	Punjabi	0	0	0	0	0
	<b>Sub-Total</b>		<b>0</b>	<b>2</b>	<b>0</b>	<b>0</b>	<b>2</b>

SN/ Name of the District	Name of the Municipality/ Municipal Corpn.	Language	Daily	Weekly	Monthly	Others	Total
1/2	3	4	5	6	7	8	9
<b>21. Fazilka</b>							
1	Abohar	Punjabi	2	0	0	0	2
		Hindi	2	0	0	0	2
		English	2	0	0	0	2
2	Jalalabad	Punjabi	4	0	0	0	4
3	Fazilka	Punjabi	0	0	0	0	0
4	Arni Wala Shiks Suban	0	0	0	0	0	0
	<b>Sub-Total</b>		<b>10</b>	<b>0</b>	<b>0</b>	<b>0</b>	<b>10</b>
<b>22. Pathankot</b>							
1	Pathankot	Punjabi	16	3	6	0	25
2	sujanpur	Punjabi	10	2	4	0	16
	<b>Sub-Total</b>		<b>26</b>	<b>5</b>	<b>10</b>	<b>0</b>	<b>41</b>
	<b>Grand Total</b>		<b>1220</b>	<b>177</b>	<b>237</b>	<b>189</b>	<b>1823</b>

## Public Utilities

Table No. 11 Public Water Supply 2014-15

(000 Litres)							
SN/ Name of the District	Name of the Municipality/ Municipal Corp.	Daily average filtered water consumed			Daily average unfiltered water consumed		
		Domestic	Industrial	Others	Domestic	Industrial	Others
1/2	3	4	5	6	7	8	9
<b>1. Kapurthala</b>							
1	Kapurthala	29955	0	0	0	0	0
2	Phagwara	30085	34031	703	0	0	0
3	Sultanpur Lodhi	97000	300	311	0	0	0
4	Dhilwan	204	0	0	0	0	0
5	Begowal	7488	0	0	0	0	0
6	Bhulath	3040	0	0	0	0	0
7	Nadala	760	0	0	0	0	0
	<b>Sub-Total</b>	<b>168532</b>	<b>34331</b>	<b>1014</b>	<b>0</b>	<b>0</b>	<b>0</b>
<b>2. Fatehgarh Sahib</b>							
1	Amlon	395	0	0	0	0	0
2	Sirhind	4540	0	0	0	0	0
3	Gobindgarh	68100	1700000	0	0	0	0
4	Bassi Pathana	0	0	0	0	0	0
5	Khanmano	0	0	0	0	0	0
	<b>Sub-Total</b>	<b>73035</b>	<b>1700000</b>	<b>0</b>	<b>0</b>	<b>0</b>	<b>0</b>
<b>3. Mansa</b>							
1	Mansa	1135	0	0	0	0	0
2	Budhlada	1850	7	8	1950	0	0
3	Bareta	697	3	0	0	0	0
4	Bhikhi	0	0	0	0	0	0
5	Sardulgarh	159	0	7	0	0	0
6	Boha	0	0	0	0	0	0
	<b>Sub-Total</b>	<b>3841</b>	<b>10</b>	<b>15</b>	<b>1950</b>	<b>0</b>	<b>0</b>
<b>4. Firozpur</b>							
1	Firozpur	810	450000	0	0	0	0
2	Talwandi Bhai	204	120000	0	0	0	0
3	Zira	720	0	0	0	0	0
4	Guru Har Sahai	810	0	0	0	0	0
5	Makhu	204	0	600000	0	0	0
6	Mudakki	241	0	0	0	0	0
7	Malanwali khas	99	0	0	0	0	0
8	Mamdot	0	0	0	0	0	0
	<b>Sub-Total</b>	<b>3088</b>	<b>570000</b>	<b>600000</b>	<b>0</b>	<b>0</b>	<b>0</b>
<b>5. Ludhiana</b>							
1	Ludhiana	406453	86758	39253	0	0	0
2	Samrala	3772	1946	0	0	0	0
3	Khanna	196743	61432	8101	0	0	0
4	Doraha	4709	1260	0	0	0	0
5	Jagraon	0	0	0	0	0	0
6	Raikot	7302	192	0	0	0	0
7	Mulanpur	1810	0	0	0	0	0
8	Payal	66582	0	0	12467	0	0
9	Machhiwara	5063	0	0	6532	0	0
10	Maloud	4507	0	0	0	0	0
11	Sahnewal	0	0	0	0	0	0
	<b>Sub-Total</b>	<b>696941</b>	<b>151588</b>	<b>47354</b>	<b>18999</b>	<b>0</b>	<b>0</b>
<b>6. Patiala</b>							
1	Ghagga	265	0	0	0	0	0
2	Bhadson	0	0	0	0	0	0
3	Ghanaur	0	0	0	0	0	0
4	Nabha	4300	0	0	0	0	0
5	Patiala	75498	0	0	0	0	0
6	Patran	1515	0	0	0	0	0
7	Rajpura	32400	240	0	270	0	0
8	Samana	1068	0	0	0	0	0
9	Sanaur	45	2	0	0	0	0
	<b>Sub-Total</b>	<b>115091</b>	<b>242</b>	<b>0</b>	<b>270</b>	<b>0</b>	<b>0</b>
<b>7. Amritsar</b>							
1	Amritsar	1010000	8970	0	0	0	0
2	Jandiala	600000	0	0	0	0	0
3	Ramdass	0	0	0	0	0	0
4	Majitha	50400	0	0	0	0	0
5	Rayya	90000	0	27000	0	0	0
6	Raja Sansi	163440	1369800	0	3187500	371000	0
7	Ajnala	181885	0	0	0	0	0
	<b>Sub-Total</b>	<b>1555725</b>	<b>1378770</b>	<b>27000</b>	<b>3187500</b>	<b>371000</b>	<b>0</b>

(000 Litres)							
SN/ Name of the District	Name of the Municipality/ Municipal Corpn.	Daily average filtered water consumed			Daily average unfiltered water consumed		
		Domestic	Industrial	Others	Domestic	Industrial	Others
1/2	3	4	5	6	7	8	9
<b>8. Tarn Taran</b>							
1	Tarn Taran	4744	0	0	35000	0	0
2	Patti	8662	0	0	0	0	0
3	Khemkaran	0	0	0	0	0	0
4	Bhikhiwind	0	0	0	0	0	0
	<b>Sub-Total</b>	<b>13406</b>	<b>0</b>	<b>0</b>	<b>35000</b>	<b>0</b>	<b>0</b>
<b>9. Hoshiarpur</b>							
1	Sham Churasi	784	0	140	25000	0	5000
2	Hoshiarpur	60000	18000	3250	0	0	0
3	Haryana	1200	800	0	0	0	0
4	Gardhiwal	1295	0	604	0	0	0
5	Garh Shankar	8004	230	0	0	0	0
6	Tanda	9990	0	0	0	0	0
7	Dasuya	10310	0	0	0	0	0
8	Mukerian	10000	5592	0	0	0	0
9	Mahilpur	1893	0	600	11000	0	0
10	Talwara	1510	65	0	0	0	0
	<b>Sub-Total</b>	<b>104986</b>	<b>24687</b>	<b>4594</b>	<b>36000</b>	<b>0</b>	<b>5000</b>
<b>10. Shaheed Bhagat Singh Nagar</b>							
1	Nawan Shehar	6583	0	5750	0	0	0
2	Banga	9080	0	0	0	0	0
3	Balachaur	9080	0	0	0	0	0
4	Rahon	3087	0	0	0	0	0
	<b>Sub-Total</b>	<b>27830</b>	<b>0</b>	<b>5750</b>	<b>0</b>	<b>0</b>	<b>0</b>
<b>11. Gurdaspur</b>							
1	Qadian	500	0	0	0	0	0
2	Shri Hargobindpur	450	0	0	0	0	0
3	Dina Nagar	30	0	0	0	0	0
4	Batala	0	0	0	2380000	1220000	0
5	Dhariwal	1180	240000	0	0	0	0
6	Dera Baba Nanak	0	0	0	1000000	50000	0
7	Gurdaspur	2750	0	0	1780000	670000	0
8	Fatehgarh Churian	350	0	0	350000	80000	0
	<b>Sub-Total</b>	<b>5530</b>	<b>240000</b>	<b>0</b>	<b>5510000</b>	<b>2020000</b>	<b>0</b>
<b>12. Faridkot</b>							
1	Faridkot	1971	97571	0	0	0	0
2	Kotkapura	2057	108000	0	0	0	0
3	Jaitu	1605	39563	0	0	0	0
	<b>Sub-Total</b>	<b>5633</b>	<b>245134</b>	<b>0</b>	<b>0</b>	<b>0</b>	<b>0</b>
<b>13. Shri Muktsar Sahib</b>							
1	Gidderbaha	29	0	0	16780	0	0
2	Bariwala	20	0	0	48000	0	0
3	Malout	16	0	2230	20340	0	0
4	Shri Muktsar Sahib	45	0	0	25841	0	0
	<b>Sub-Total</b>	<b>110</b>	<b>0</b>	<b>2230</b>	<b>110961</b>	<b>0</b>	<b>0</b>
<b>14. Moga</b>							
1	Dharamkot	24	0	0	5480	0	0
2	Badhni Kalan	0	0	0	0	0	0
3	Bagha Purana	49	0	0	10940	0	0
4	Moga	149	13140	0	46120	0	0
5	Nihal Singh Wala	0	0	0	0	0	0
6	Kot Ise Khan	0	0	0	0	0	0
	<b>Sub-Total</b>	<b>222</b>	<b>13140</b>	<b>0</b>	<b>62540</b>	<b>0</b>	<b>0</b>
<b>15. Rupnagar</b>							
1	Rupnagar	6885	0	181	40000	0	0
2	Morinda	4320	0	0	0	0	0
3	Shri Anandpur Sahib	1800	0	0	0	0	0
4	Nangal	11900	0	0	0	0	0
5	Chamkaur Sahib	0	0	0	0	0	0
6	Shri Kiratpur Sahib	0	0	0	0	0	0
	<b>Sub-Total</b>	<b>24905</b>	<b>0</b>	<b>181</b>	<b>40000</b>	<b>0</b>	<b>0</b>
<b>16. Sahibzada Ajit Singh Nagar</b>							
1	S.A.S. Nagar	66721	4013	274	0	0	0
2	Kurali	6249	0	0	0	0	0
3	Kharar	16500	0	0	0	0	0
4	Dera Bassi	3522	1566	9083	0	0	0
5	Zirakpur	14296	0	1610	0	0	0
6	Naya-Gaon	0	0	0	0	0	0
7	Banur	0	0	0	1808	0	0
8	Lalru	220	0	0	220	0	0
	<b>Sub-Total</b>	<b>107508</b>	<b>5579</b>	<b>10967</b>	<b>2028</b>	<b>0</b>	<b>0</b>

(000 Litres)							
SN/ Name of the District	Name of the Municipality/ Municipal Corpn.	Daily average filtered water consumed			Daily average unfiltered water consumed		
		Domestic	Industrial	Others	Domestic	Industrial	Others
1/2	3	4	5	6	7	8	9
<b>17. Bathinda</b>							
1	Bathinda	8004	500000	0	3050000	100000	0
2	Bhucho	54	0	0	0	0	0
3	Goniana	1900	0	0	0	0	0
4	Kot Fattah	0	0	0	0	0	0
5	Maur	0	0	0	0	0	0
6	Rama	2100	0	500000	0	0	0
7	Rampura Phool	0	0	0	0	0	0
8	Sangat	50	0	0	0	0	0
9	Talwandi Sabo	0	0	0	0	0	0
10	Bhgta	0	0	0	0	0	0
11	Kot Shamir	0	0	0	0	0	0
12	Lehra Mohabbat	0	0	0	0	0	0
13	Nathana	0	0	0	0	0	0
14	Chowke	0	0	0	0	0	0
15	Rampura	0	0	0	0	0	0
16	Balianwali	0	0	0	0	0	0
17	Mandi Kalan	0	0	0	0	0	0
18	Maluka	0	0	0	0	0	0
19	Bhai Rupa	0	0	0	0	0	0
20	Kotha Guru	0	0	0	0	0	0
21	Mehraj	0	0	0	0	0	0
	<b>Sub-Total</b>	<b>12108</b>	<b>500000</b>	<b>500000</b>	<b>3050000</b>	<b>100000</b>	<b>0</b>
<b>18. Jalandhar</b>							
1	Adampur	3	0	0	1449	0	51970
2	Alawalpur	1955	980	0	0	0	0
3	Jalandhar	372843	0	0	0	0	0
4	Kartarpur	78531	0	0	0	0	0
5	Nakodar	8790	2562	0	0	0	0
6	Noor Mahal	4455	0	322	0	0	0
7	Philaur	4600	900	0	0	0	0
8	Shahkot	780	0	0	0	0	0
9	Goraya	0	0	0	6360	800	0
10	Bhogpur	700	9000	3500	0	0	0
11	Lohian Khas	0	0	0	0	0	0
12	Mehatpur	0	0	0	0	0	0
	<b>Sub-Total</b>	<b>472657</b>	<b>13442</b>	<b>3822</b>	<b>7809</b>	<b>800</b>	<b>51970</b>
<b>19. Sangrur</b>							
1	Malerkotla	18234	1286	236	0	1264	0
2	Sangrur	4136	104	160	0	0	0
3	Sunam	9112	7	265	0	0	0
4	Dhuri	4851	103	105	0	0	0
5	Longowal	666	0	37	0	0	0
6	Ahmedgarh	3445	114	202	0	1547	0
7	Lehragaga	2469	0	31	0	0	0
8	Bhiwanigarh	2853	0	121	0	0	0
9	Khanauri	1688	0	39	0	0	0
10	Cheema	1436	0	24	0	0	0
11	Dirba	1948	0	43	0	0	0
12	Moonak	169	20	15	0	0	0
13	Amargarh	178	0	0	0	0	0
	<b>Sub-Total</b>	<b>51185</b>	<b>1634</b>	<b>1278</b>	<b>0</b>	<b>2811</b>	<b>0</b>
<b>20. Barnala</b>							
1	Barnala	28	0	125	0	0	0
2	Tapa	18	0	280	0	0	0
3	Bhadaur	35	0	94	0	0	0
4	Dhanoula	34	0	340	0	0	0
5	Handiaya	20	0	0	0	0	0
	<b>Sub-Total</b>	<b>135</b>	<b>0</b>	<b>839</b>	<b>0</b>	<b>0</b>	<b>0</b>
<b>21. Fazilka</b>							
1	Abohar	4188	0	423822	0	0	0
2	Jalalabad	7264	0	423822	0	0	0
3	Fazilka	4086	0	0	700000	0	0
4	Arni Wala Sheikh Suban	0	0	0	0	0	0
	<b>Sub-Total</b>	<b>15538</b>	<b>0</b>	<b>847644</b>	<b>700000</b>	<b>0</b>	<b>0</b>
<b>22. Pathankot</b>							
1	Pathankot	1045	0	0	0	0	0
2	sujanpur	86	0	0	184	67	0
	<b>Sub-Total</b>	<b>1131</b>	<b>0</b>	<b>0</b>	<b>184</b>	<b>67</b>	<b>0</b>
	<b>Grand Total</b>	<b>3459137</b>	<b>4878557</b>	<b>2052688</b>	<b>12763241</b>	<b>2494678</b>	<b>56970</b>



## Public Utilities

Table No. 12 Fire Service, Fire Fighting Equipments and Calls Attended 2014-15

SN/ Name of the District	Name of the Municipality/ Municipal Corpn.	No. of Fire Service Stations	No. of Fire Service Engines and Motors in use	No. of Persons employed	No. of Fire Calls attended
1/2	3	4	5	6	7
<b>1. Kapurthala</b>					
1	Kapurthala	1	3	11	177
2	Phagwara	1	2	19	98
3	Sultanpur Lodhi	0	0	0	0
4	Dhilwan	0	0	0	0
5	Begowal	0	0	0	0
6	Bhulath	0	0	0	0
7	Nadala	0	0	0	0
	<b>Sub-Total</b>	<b>2</b>	<b>5</b>	<b>30</b>	<b>275</b>
<b>2. Fatehgarh Sahib</b>					
1	Amloh	0	0	0	0
2	Sirhind	1	2	1	205
3	Gobindgarh	1	2	16	119
4	Bassi Pathana	0	0	0	0
5	Khamano	0	0	0	0
	<b>Sub-Total</b>	<b>2</b>	<b>4</b>	<b>17</b>	<b>324</b>
<b>3. Mansa</b>					
1	Mansa	1	1	7	94
2	Budhlada	0	0	0	0
3	Bareta	0	0	0	0
4	Bhikhi	0	0	0	0
5	Sardulgarh	1	2	10	49
6	Boha	0	0	0	0
	<b>Sub-Total</b>	<b>2</b>	<b>3</b>	<b>17</b>	<b>143</b>
<b>4. Firozpur</b>					
1	Firozpur	1	2	11	86
2	Talwandi Bhai	0	0	0	0
3	Zira	0	1	0	0
4	Guru Har Sahai	0	0	0	0
5	Makhu	0	0	0	0
6	Mudakki	0	0	0	0
7	Malanwali khas	0	0	0	0
8	Mamdot	0	0	0	0
	<b>Sub-Total</b>	<b>1</b>	<b>3</b>	<b>11</b>	<b>86</b>
<b>5. Ludhiana</b>					
1	Ludhiana	5	16	57	863
2	Samrala	1	2	31	128
3	Khanna	1	3	17	130
4	Doraha	0	0	0	0
5	Jagraon	1	1	16	26
6	Raikot	0	0	0	0
7	Mulanpur	0	0	0	0
8	Payal	0	0	0	0
9	Machhiwara	0	0	0	0
10	Maloud	0	0	0	0
11	Sahnewal	0	0	0	0
	<b>Sub-Total</b>	<b>8</b>	<b>22</b>	<b>121</b>	<b>1147</b>
<b>6. Patiala</b>					
1	Ghagga	0	0	0	0
2	Bhadson	0	0	0	0
3	Ghanaur	0	0	0	0
4	Nabha	0	0	0	0
5	Patiala	2	6	60	192
6	Patran	0	0	0	0
7	Rajpura	1	3	50	104
8	Samana	1	1	23	60
9	Sanaur	0	0	0	0
	<b>Sub-Total</b>	<b>4</b>	<b>10</b>	<b>133</b>	<b>356</b>
<b>7. Amritsar</b>					
1	Amritsar	4	11	52	296
2	Jandiala	0	0	0	0
3	Ramdas	0	0	0	0
4	Majitha	0	0	0	0
5	Rayya	0	0	0	0
6	Raja Sansi	0	0	0	0
7	Ajnala	0	0	0	0
	<b>Sub-Total</b>	<b>4</b>	<b>11</b>	<b>52</b>	<b>296</b>

Table No. 12 Fire Service, Fire Fighting Equipments and Calls Attended 2014-15

SN/ Name of the District	Name of the Municipality/ Municipal Corpn.	No. of Fire Service Stations	No. of Fire Service Engines and Motors in use	No. of Persons employed	No. of Fire Calls attended
1/2	3	4	5	6	7
<b>8. Tarn Taran</b>					
1	Tarn Taran	0	0	0	0
2	Patti	0	0	0	0
3	Khemkaran	0	0	0	0
4	Bhikhiwind	0	0	0	0
	<b>Sub-Total</b>	<b>0</b>	<b>0</b>	<b>0</b>	<b>0</b>
<b>9. Hoshiarpur</b>					
1	Sham Churasi	0	0	0	0
2	Hoshiarpur	1	8	14	284
3	Haryana	0	0	0	0
4	Gardhiwal	0	0	0	0
5	Garh Shankar	0	0	0	0
6	Tanda	0	0	0	0
7	Dasuya	0	0	0	0
8	Mukerian	0	0	0	0
9	Mahilpur	0	0	0	0
10	Talwara	0	0	0	0
	<b>Sub-Total</b>	<b>1</b>	<b>8</b>	<b>14</b>	<b>284</b>
<b>10. Shaheed Bhagat Singh Nagar</b>					
1	Nawan Shehar	1	2	8	411
2	Banga	0	0	0	0
3	Balachaur	0	0	0	0
4	Rahon	0	0	0	0
	<b>Sub-Total</b>	<b>1</b>	<b>2</b>	<b>8</b>	<b>411</b>
<b>11. Gurdaspur</b>					
1	Qadian	0	0	0	0
2	Shri Hargobindpur	0	0	0	0
3	Dina Nagar	0	0	0	0
4	Batala	1	4	17	0
5	Dhariwal	0	0	0	0
6	Dera Baba Nanak	0	0	0	0
7	Gurdaspur	1	4	12	0
8	Fatehgarh Churian	0	0	0	0
	<b>Sub-Total</b>	<b>2</b>	<b>8</b>	<b>29</b>	<b>0</b>
<b>12. Faridkot</b>					
1	Faridkot	1	1	4	50
2	Kotkapura	1	3	8	147
3	Jaitu	0	0	0	0
	<b>Sub-Total</b>	<b>2</b>	<b>4</b>	<b>12</b>	<b>197</b>
<b>13. Shri Muktsar Sahib</b>					
1	Gidderbaha	1	4	10	57
2	Bariwala	0	0	0	0
3	Malout	1	2	26	90
4	Shri Muktsar Sahib	1	2	14	75
	<b>Sub-Total</b>	<b>3</b>	<b>8</b>	<b>50</b>	<b>222</b>
<b>14. Moga</b>					
1	Dharamkot	0	0	0	0
2	Badhni Kalan	0	0	0	0
3	Bagha Purana	0	0	0	0
4	Moga	1	3	32	51
5	Nihal Singh Wala	0	0	0	0
6	Kot Ise Khan	0	0	0	0
	<b>Sub-Total</b>	<b>1</b>	<b>3</b>	<b>32</b>	<b>51</b>
<b>15. Rupnagar</b>					
1	Rupnagar	1	2	12	165
2	Morinda	0	0	0	0
3	Shri Anandpur Sahib	0	0	0	0
4	Nangal	1	2	15	94
5	Chamkaur Sahib	0	0	0	0
6	Shri Kiratpur Sahib	0	0	0	0
7	Noorpur Bedi	0	0	0	0
	<b>Sub-Total</b>	<b>2</b>	<b>4</b>	<b>27</b>	<b>259</b>
<b>16. Sahibzada Ajit Singh Nagar</b>					
1	S.A.S. Nagar	1	13	23	300
2	Kurali	0	0	0	0
3	Kharar	0	0	0	0
4	Dera Bassi	1	5	18	241
5	Zirakpur	0	0	0	0
6	Naya-Gaon	0	0	0	0
7	Banur	0	0	0	0
8	Lalru	0	0	0	0

Table No. 12 Fire Service, Fire Fighting Equipments and Calls Attended 2014-15

SN/ Name of the District	Name of the Municipality/ Municipal Corpn.	No. of Fire Service Stations	No. of Fire Service Engines and Motors in use	No. of Persons employed	No. of Fire Calls attended
1/2	3	4	5	6	7
	<b>Sub-Total</b>	<b>2</b>	<b>18</b>	<b>41</b>	<b>541</b>
<b>17. Bathinda</b>					
1	Bathinda	1	9	29	267
2	Bhucho	0	0	0	0
3	Goniana	0	0	0	0
4	Kot Fattah	0	0	0	0
5	Maur	0	0	0	0
6	Rama	0	0	0	0
7	Rampura Phool	0	0	0	0
8	Sangat	0	0	0	0
9	Talwandi Sabo	0	0	0	0
10	Bhgta	0	0	0	0
11	Kot Shamir	0	0	0	0
12	Lehra Mohabbat	0	0	0	0
13	Nathana	0	0	0	0
14	Chowke	0	0	0	0
15	Rampura	0	0	0	0
16	Balianwali	0	0	0	0
17	Mandi Kalan	0	0	0	0
18	Maluka	0	0	0	0
19	Bhai Rupa	0	0	0	0
20	Kotha Guru	0	0	0	0
21	Mehraj	0	0	0	0
	<b>Sub-Total</b>	<b>1</b>	<b>9</b>	<b>29</b>	<b>267</b>
<b>18. Jalandhar</b>					
1	Adampur	0	0	0	0
2	Alawalpur	0	0	0	0
3	Jalandhar	3	17	54	454
4	Kartarpur	1	1	11	87
5	Nakodar	0	0	0	0
6	Noor Mahal	0	0	0	0
7	Philaur	0	0	0	0
8	Shahkot	0	0	0	0
9	Goraya	0	0	0	0
10	Bhogpur	0	0	0	0
11	Lohian Khas	0	0	0	0
12	Mehatpur	0	0	0	0
	<b>Sub-Total</b>	<b>4</b>	<b>18</b>	<b>65</b>	<b>541</b>
<b>19. Sangrur</b>					
1	Malerkotla	1	2	4	54
2	Sangrur	1	3	25	125
3	Sunam	0	0	0	0
4	Dhuri	0	0	0	0
5	Longowal	0	0	0	0
6	Ahmedgarh	0	0	0	0
7	Lehragaga	0	0	0	0
8	Bhiwanigarh	0	0	0	0
9	Khanauri	0	0	0	0
10	Cheema	0	0	0	0
11	Dirba	0	0	0	0
12	Moonak	0	0	0	0
13	Amargarh	0	0	0	0
	<b>Sub-Total</b>	<b>2</b>	<b>5</b>	<b>29</b>	<b>179</b>
<b>20. Barnala</b>					
1	Barnala	1	2	20	147
2	Tapa	0	0	0	0
3	Bhadaur	0	0	0	0
4	Dhanoula	0	0	0	0
5	Handiaya	0	0	0	0
	<b>Sub-Total</b>	<b>1</b>	<b>2</b>	<b>20</b>	<b>147</b>
<b>21. Fazilka</b>					
1	Abohar	1	3	8	89
2	Jalalabad	1	1	0	6
3	Fazilka	1	2	21	96
4	Arni Wala Sheikh Suban	0	0	0	0
	<b>Sub-Total</b>	<b>3</b>	<b>6</b>	<b>29</b>	<b>191</b>
<b>22. Pathankot</b>					
1	Pathankot	2	5	28	102
2	sujanpur	0	0	0	0
	<b>Sub-Total</b>	<b>2</b>	<b>5</b>	<b>28</b>	<b>102</b>
	<b>Grand Total</b>	<b>50</b>	<b>158</b>	<b>794</b>	<b>6019</b>

**Housing and Construction**

**Table No. 13 Tax Demand on Buildings 2014-15**

SN/ Name of the District	Name of the Municipality/ Municipal Corpn.	No. of Residential Houses Subject to Tax						No. of Residential Houses Exempted from Tax						Tax Demand and Assessed Annual Rent/Capital Value					
		Private			Government			Private			Government			Private			Government		Total tax demand (Col. 17+20) (Rs. 000)
		Open Plots	Residential Houses	Others	Open Plots	Residential Houses	Others	Open Plots	Residential Houses	Others	Open Plots	Residential Houses	Others	Assessed rental/ capital value (Rs.000)	Tax demand (Rs. 000)	Allowance for current repair & maintenance & depreciation before levying tax	Assessed rental/ capital value (Rs.000)	Tax demand (Rs. 000)	
1/2	3	4	5	6	7	8	9	10	11	12	13	14	15	16	17	18	19	20	21
<b>1. Kapurthala</b>																			
1	Kapurthala	0	10981	5835	0	501	105	8735	35720	0	0	0	96	0	150000	10%	0	20	1700000
2	Phagwara	2078	10702	1913	0	0	0	0	0	0	0	0	0	0	0	0%	0	0	0
3	Sultanpur Lodhi	0	5180	1990	0	7	0	0	0	0	0	0	0	0	500000	10%	1450000	1500000	6500000
4	Dhilwan	0	2176	673	0	2	0	361	110	0	0	0	0	600000	600000	10%	85000	85000	6850000
5	Begowal	2456	1890	1406	0	0	1	1890	566	0	0	0	0	300000	3900000	0	300000	300000	4200000
6	Bhulath	300	2091	510	0	0	1	0	0	20	0	0	9	1700000	1700000	0	500000	500000	2200000
7	Nadala	0	0	0	0	0	0	0	0	0	0	0	0	0	0	0	0	0	0
	<b>Sub-Total</b>	<b>4834</b>	<b>33020</b>	<b>12327</b>	<b>0</b>	<b>510</b>	<b>107</b>	<b>10986</b>	<b>36396</b>	<b>20</b>	<b>0</b>	<b>0</b>	<b>105</b>	<b>2600000</b>	<b>6850000</b>		<b>2335000</b>	<b>2385020</b>	<b>15285000</b>
<b>2. Fatehgarh Sahib</b>																			
1	Amlloh	605	3272	1888	0	0	0	605	0	0	0	0	0	0	3500000	0	3500000	0	3500000
2	Sirhind	0	6245	0	0	0	0	7611	4235	0	20	540	0	0	700000	32%	0	0	700000
3	Gobindgarh	4987	10999	9178	0	0	0	4987	3796	0	0	0	0	0	1900000	0	200000	0	2100000
4	Bassi Pathana	1050	5300	811	1050	5300	0	1050	2262	0	1050	2262	0	0	900000	0	200000	0	1100000
5	Khamano	0	1782	0	0	0	0	2092	822	101	0	0	0	0	0	0	0	0	0
	<b>Sub-Total</b>	<b>6642</b>	<b>27598</b>	<b>11877</b>	<b>1050</b>	<b>5300</b>	<b>0</b>	<b>16345</b>	<b>11115</b>	<b>101</b>	<b>1070</b>	<b>2802</b>	<b>0</b>	<b>0</b>	<b>7000000</b>	<b>0</b>	<b>3900000</b>	<b>0</b>	<b>7400000</b>
<b>3. Mansa</b>																			
1	Mansa	2500	14500	4550	0	0	0	0	0	0	0	0	0	0	0	0	0	0	0
2	Budhlada	0	4325	1039	0	0	0	0	0	0	0	0	0	0	0	0	0	0	0
3	Bareta	0	3500	800	0	4	12	0	0	0	0	0	0	0	0	0	0	0	0
4	Bhikhi	0	2494	1548	0	0	0	0	0	0	0	0	0	0	0	0	0	0	0
5	Sardulgarh	1028	4090	13	0	28	0	0	85	0	0	0	0	0	0	0%	2600000	195000	195000
6	Boha	0	0	0	0	0	0	0	0	0	0	0	0	0	0	0	0	0	0
	<b>Sub-Total</b>	<b>3528</b>	<b>28909</b>	<b>7950</b>	<b>0</b>	<b>32</b>	<b>12</b>	<b>0</b>	<b>85</b>	<b>0</b>	<b>0</b>	<b>0</b>	<b>0</b>	<b>0</b>	<b>0</b>	<b>0</b>	<b>2600000</b>	<b>195000</b>	<b>195000</b>
<b>4. Firozpur</b>																			
1	Firozpur	0	0	0	0	0	0	0	0	0	0	0	0	0	0	0	0	0	0
2	Talwandi Bhai	0	0	0	0	0	0	0	0	0	0	0	0	0	0	0	0	0	0
3	Zira	0	3065	0	0	5	28	0	2752	12	0	0	0	100000	85000	0%	0	0	85000
4	Guru Har Sahai	0	0	0	0	0	0	0	0	0	0	0	0	0	0	0	0	0	0
5	Makhu	36	137	210	0	0	11	1774	70	25	0	0	0	312000	312000	31%	246000	246000	558000
6	Mudakki	464	2132	732	0	0	0	464	0	0	0	0	0	0	0	0%	0	0	0
7	Malanwali khas	0	0	0	0	0	0	0	0	0	0	0	0	0	0	0%	0	0	0
8	Mamdor	0	0	0	0	0	0	0	0	0	0	0	0	0	0	0%	0	0	0
	<b>Sub-Total</b>	<b>500</b>	<b>5334</b>	<b>942</b>	<b>0</b>	<b>5</b>	<b>39</b>	<b>2238</b>	<b>2822</b>	<b>37</b>	<b>0</b>	<b>0</b>	<b>0</b>	<b>412000</b>	<b>397000</b>	<b>0.31</b>	<b>246000</b>	<b>246000</b>	<b>643000</b>



SN/ Name of the District	Name of the Municipality/ Municipal Corpn.	No. of Residential Houses Subject to Tax						No. of Residential Houses Exempted from Tax						Tax Demand and Assessed Annual Rent/Capital Value					
		Private			Government			Private			Government			Private			Government		Total tax demand (Col. 17+20) (Rs. 000)
		Open Plots	Residential Houses	Others	Open Plots	Residential Houses	Others	Open Plots	Residential Houses	Others	Open Plots	Residential Houses	Others	Assessed rental/ capital value (Rs.000)	Tax demand (Rs. 000)	Allowance for current repair & maintenance & depreciation before levying tax	Assessed rental/ capital value (Rs.000)	Tax demand (Rs. 000)	
1/2	3	4	5	6	7	8	9	10	11	12	13	14	15	16	17	18	19	20	21
	<b>Sub-Total</b>	<b>16093</b>	<b>41428</b>	<b>24308</b>	<b>4</b>	<b>3465</b>	<b>1224</b>	<b>18549</b>	<b>32987</b>	<b>1911</b>	<b>545</b>	<b>450</b>	<b>0</b>	<b>66.00</b>	<b>114.99</b>	<b>22.30</b>	<b>2.81</b>	<b>100.81</b>	<b>508.81</b>

SN/ Name of the District	Name of the Municipality/ Municipal Corpn.	No. of Residential Houses Subject to Tax						No. of Residential Houses Exempted from Tax						Tax Demand and Assessed Annual Rent/Capital Value					Total tax demand (Col. 17+20) (Rs. 000)	
		Private			Government			Private			Government			Private			Government			
		Open Plots	Residential Houses	Others	Open Plots	Residential Houses	Others	Open Plots	Residential Houses	Others	Open Plots	Residential Houses	Others	Open Plots	Residential Houses	Others	Assessed rental/ capital value (Rs.000)	Tax demand (Rs. 000)		Allowance for current repair & maintenance & depreciation before levying tax
1/2	3	4	5	6	7	8	9	10	11	12	13	14	15	16	17	18	19	20	21	
<b>10. Shaheed Bhagat Singh Nagar</b>																				
1	Nawan Shehar	0	10012	0	0	0	0	0	977	0	0	0	0	32.04	78.05	10%	26.05	39.07	117.12	
2	Banga	1874	5246	2680	0	9	0	0	1874	0	0	0	8	50.51	30.00	10%	50.86	10.00	40.00	
3	Balachaur	0	2500	1700	0	40	0	0	0	0	0	0	0	26.00	26.00	10%	16.00	16.00	40.70	
4	Rahon	255	2418	0	0	0	0	255	994	0	0	0	0	35.00	35.00	10%	0.00	0.00	0.00	
	<b>Sub-Total</b>	<b>2129</b>	<b>20176</b>	<b>4380</b>	<b>0</b>	<b>49</b>	<b>0</b>	<b>255</b>	<b>3845</b>	<b>0</b>	<b>0</b>	<b>0</b>	<b>8</b>	<b>143.55</b>	<b>169.05</b>		<b>92.91</b>	<b>65.07</b>	<b>197.82</b>	
<b>11. Gurdaspur</b>																				
1	Qadian	0	740	0	0	0	0	60	1000	0	0	0	0	20.00	5.00	10	0.00	0.00	5.00	
2	Shri Hargobindpur	0	1595	817	0	20	0	200	800	0	0	0	0	0.00	0.30	10	0.00	0.00	0.30	
3	Dina Nagar	0	3610	0	0	0	0	105	1214	0	0	0	0	0.00	21.10	10	0.00	0.00	21.10	
4	Batala	0	12500	0	0	180	0	8635	12264	0	0	0	0	90.00	135.00	10	10.00	15.00	150.00	
5	Dhariwal	0	2550	1050	0	30	10	40	1000	60	0	0	0	78.75	15.50	10	52.50	2.50	18.00	
6	Dera Baba Nanak	0	1943	0	0	0	5	260	548	50	0	0	0	0.00	9.50	10	0.00	0.00	9.50	
7	Gurdaspur	0	12186	4488	0	243	0	4312	9660	1020	0	0	0	150.50	98.00	10	3.50	0.80	98.80	
8	Fatehgarh Churian	0	1640	0	0	0	0	388	375	0	0	0	0	0.00	16.80	10	0.00	4.70	21.50	
	<b>Sub-Total</b>	<b>0</b>	<b>36764</b>	<b>6355</b>	<b>0</b>	<b>473</b>	<b>15</b>	<b>14000</b>	<b>26861</b>	<b>1130</b>	<b>0</b>	<b>0</b>	<b>0</b>	<b>339.25</b>	<b>301.2</b>	<b>80</b>	<b>66</b>	<b>23</b>	<b>324.2</b>	
<b>12. Faridkot</b>																				
1	Faridkot	0	2518	1038	251	0	0	0	9801	0	0	0	0	0	2653	0%	0	546	3199	
2	Kotkapura	1686	4937	1139	0	0	0	0	19605	0	0	92	0	0	7673	698%	0	0	7673	
3	Jaitu	0	1053	0	0	0	0	0	9735	0	0	0	0	0	15	0%	0	3	18	
	<b>Sub-Total</b>	<b>1686</b>	<b>8508</b>	<b>2177</b>	<b>251</b>	<b>0</b>	<b>0</b>	<b>0</b>	<b>39141</b>	<b>0</b>	<b>0</b>	<b>92</b>	<b>0</b>	<b>0</b>	<b>10341</b>	<b>0</b>	<b>0</b>	<b>549</b>	<b>10890</b>	
<b>13. Shri Muktsar Sahib</b>																				
1	Gidderbaha	0	3706	2496	0	0	10	4397	5002	26	0	0	2	199	27.46	42.78	263.48	10	37.46	
2	Bariwala	70	440	170	0	5	0	0	1265	0	0	2	0	0	20	0	0	1.5	21.5	
3	Malout	4545	15421	6170	0	0	7	4545	7921	119	35	0	15	0	75	0	0	10	85	
4	Shri Muktsar Sahib	12583	32047	0	0	147	0	12583	10256	533	0	0	0	0	149.02	0	0	0.98	150	
	<b>Sub-Total</b>	<b>17198</b>	<b>51614</b>	<b>8836</b>	<b>0</b>	<b>152</b>	<b>17</b>	<b>21525</b>	<b>24444</b>	<b>678</b>	<b>35</b>	<b>2</b>	<b>17</b>	<b>199</b>	<b>271.48</b>	<b>42.78</b>	<b>263.48</b>	<b>22.48</b>	<b>293.96</b>	
<b>14. Moga</b>																				
1	Dharamkot	0	966	2865	0	0	7	1434	2824	0	0	0	0	0	17000	0%	0	3000	20000	
2	Badhni Kalan	1177	1950	1513	0	0	0	0	0	0	0	0	0	0	0	0%	0	0	0	
3	Bagha Purana	0	4724	3013	0	2	14	0	979	0	0	0	0	0	0	0%	0	0	0	
4	Moga	0	23312	10748	0	42	27	8767	3315	50	27	94	10	0	174620	0%	0	43870	218490	
5	Nihal Singh Wala	0	0	0	0	0	0	0	0	0	0	0	0	0	0	0	0	0	0	
6	Kot Ise Khan	1300	3500	0	2	80	0	0	0	0	0	0	0	0	0	0	0	0	0	
	<b>Sub-Total</b>	<b>2477</b>	<b>34452</b>	<b>18139</b>	<b>2</b>	<b>124</b>	<b>48</b>	<b>10201</b>	<b>7118</b>	<b>50</b>	<b>27</b>	<b>94</b>	<b>10</b>	<b>0</b>	<b>191620</b>	<b>0</b>	<b>0</b>	<b>46870</b>	<b>238490</b>	
<b>15. Rupnagar</b>																				
1	Rupnagar	1799	785	1898	0	59	282	480	10890	2319	1799	52	116	706.74	91.85	0	0	0	0	
2	Morinda	1202	8038	0	14	76	0	0	0	0	0	0	0	0	0	0	0	0	0	
3	Anadpur Sahib	0	3385	1460	0	0	0	13	1975	48	6	22	0	77	45.00	8	37	12	37	
4	Nangal	2158	6913	1510	0	6256	440	2190	2334	675	33	580	30	9.70	25.00	0.25	0	95.00	120.00	
5	Chamkaur Sahib	0	0	0	0	0	0	0	0	0	0	0	0	3.00	6.00	0	1500	6.00	13	
6	Shri Kiratpur Sahib	0	0	0	0	0	0	0	0	0	0	0	0	0	0	0	0	0	0	
	<b>Sub-Total</b>	<b>5159</b>	<b>19121</b>	<b>4868</b>	<b>14</b>	<b>6391</b>	<b>722</b>	<b>2683</b>	<b>15199</b>	<b>3042</b>	<b>1838</b>	<b>654</b>	<b>146</b>	<b>796.44</b>	<b>167.85</b>	<b>8.25</b>	<b>1537</b>	<b>113</b>	<b>170</b>	

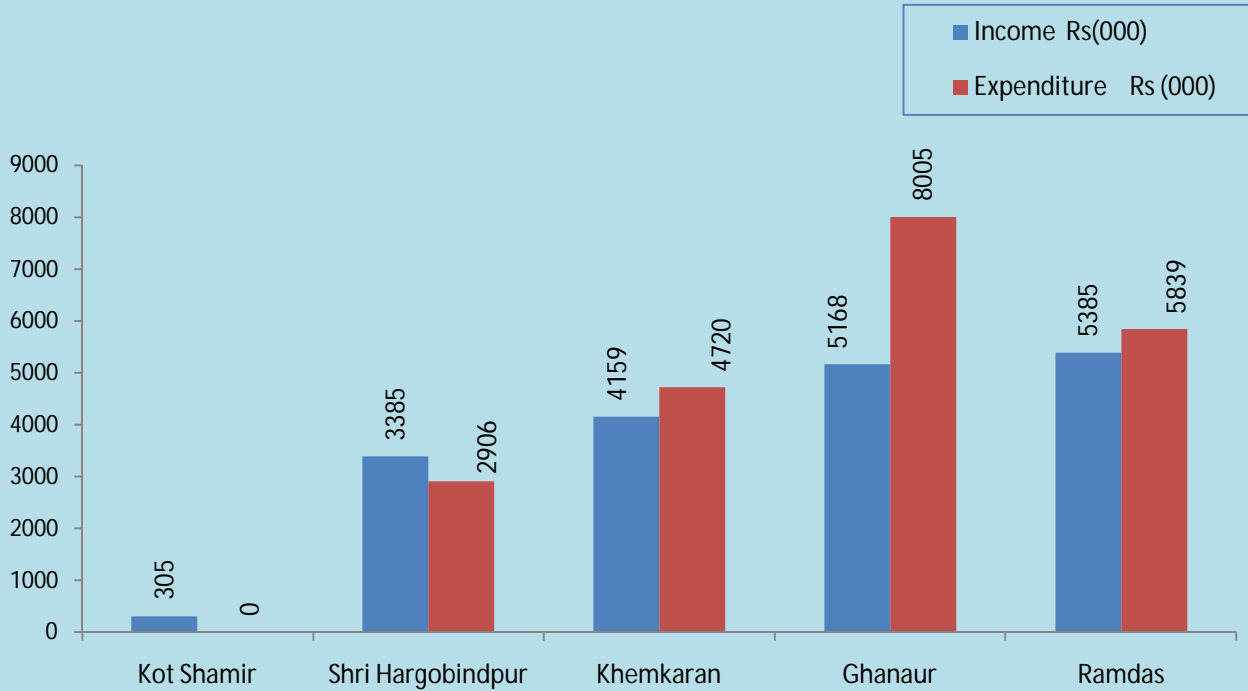
SN/ Name of the District	Name of the Municipality/ Municipal Corpn.	No. of Residential Houses Subject to Tax						No. of Residential Houses Exempted from Tax						Tax Demand and Assessed Annual Rent/Capital Value					Total tax demand (Col. 17+20) (Rs. 000)
		Private			Government			Private			Government			Private			Government		
		Open Plots	Residential Houses	Others	Open Plots	Residential Houses	Others	Open Plots	Residential Houses	Others	Open Plots	Residential Houses	Others	Open Plots	Residential Houses	Others	Assessed rental/ capital value (Rs.000)	Tax demand (Rs. 000)	
1/2	3	4	5	6	7	8	9	10	11	12	13	14	15	16	17	18	19	20	21
<b>16. Sahibzada Ajit Singh Nagar</b>																			
1	S.A.S. Nagar	4692	43248	0	164	476	34	4692	3478	21	0	25	0	0	0	0%	0	0	0
2	Kurali	0	8000	3000	0	0	0	0	0	0	0	0	0	50	800	0%	0	800	1600
3	Kharar	14257	35745	21387	0	0	0	14257	10743	0	0	0	0	3308	2200	0%	975	0	2200
4	Dera Bassi	0	2080	1214	0	0	0	6312	1190	0	0	0	0	0	6014	0%	0	15	6029
5	Zirakpur	11889	49300	15236	0	0	0	11889	21715	0	0	0	0	22	500	10%	0	0	500
6	Naya-Gaon	8185	12045	1853	0	0	321	0	0	0	0	0	0	2500	0	0%	0	0	0
7	Banur	0	581	143	0	0	0	0	0	0	0	0	0	724	800	10%	0	0	800
8	Lalru	0	8544	111	0	0	0	0	15	0	0	0	0	0	944	0%	0	0	944
	<b>Sub-Total</b>	<b>39023</b>	<b>159543</b>	<b>42944</b>	<b>164</b>	<b>476</b>	<b>355</b>	<b>37150</b>	<b>37141</b>	<b>21</b>	<b>0</b>	<b>25</b>	<b>0</b>	<b>6604</b>	<b>11258</b>	<b>0</b>	<b>975</b>	<b>815</b>	<b>12073</b>
<b>17. Bathinda</b>																			
1	Bathinda	24000	62550	12450	0	0	0	0	0	0	0	0	0	0	0	0%	0	0	0
2	Bhocho	0	0	0	0	0	0	0	0	0	0	0	0	0	0	0%	0	0	0
3	Goniana	0	0	0	0	0	0	0	0	0	0	0	0	0	0	0%	0	0	0
4	Kot Fattah	0	0	0	0	0	0	0	0	0	0	0	0	0	0	0%	0	0	0
5	Maur	0	0	0	0	0	0	0	0	0	0	0	0	0	0	0%	0	0	0
6	Rama	0	0	0	0	0	0	0	0	0	0	0	0	0	0	0%	0	0	0
7	Rampura Phool	0	0	0	0	0	0	0	0	0	0	0	0	0	0	0%	0	0	0
8	Sangat	0	0	0	0	0	0	0	0	0	0	0	0	0	250000	0%	22000	0	250000
9	Talwandi Sabo	0	0	0	0	0	0	0	0	0	0	0	0	0	0	0%	0	0	0
10	Bhgta	1656	2847	0	0	19	1666	710	0	0	0	0	0	0	0	0%	0	0	0
11	Kot Shamir	0	0	0	0	0	0	0	0	0	0	0	0	0	0	0%	0	0	0
12	Lehra Mohabbat	0	0	0	0	0	0	0	0	0	0	0	0	0	0	0%	0	0	0
13	Nathana	0	0	0	0	0	0	0	0	0	0	0	0	0	0	0%	0	0	0
14	Chowke	0	0	0	0	0	0	0	0	0	0	0	9	0	0	0%	0	0	0
15	Rampura	0	0	0	0	0	0	0	0	0	0	0	0	0	0	0%	0	0	0
16	Balianwali	0	0	0	0	0	0	0	0	0	0	9	9	0	0	0%	0	0	0
17	Mandi Kalan	0	0	0	0	0	0	0	0	0	0	0	0	0	0	0%	0	0	0
18	Maluka	0	0	0	0	0	0	0	0	0	0	0	0	0	0	0%	0	0	0
19	Bhai Rupa	0	0	0	0	0	0	0	0	0	0	0	0	0	0	0%	0	0	0
20	Kotha Guru	0	0	0	0	0	0	0	0	0	0	0	0	0	0	0%	0	0	0
21	Mehraj	0	0	0	0	0	0	0	0	0	0	0	0	0	0	0%	0	0	0
	<b>Sub-Total</b>	<b>25656</b>	<b>65397</b>	<b>12450</b>	<b>0</b>	<b>19</b>	<b>1666</b>	<b>710</b>	<b>0</b>	<b>0</b>	<b>0</b>	<b>9</b>	<b>18</b>	<b>0</b>	<b>250000</b>	<b>0</b>	<b>22000</b>	<b>0</b>	<b>250000</b>
<b>18. Jalandhar</b>																			
1	Adampur	0	0	0	0	0	0	0	0	0	0	0	0	0	0	0%	0	0	0
2	Alawalpur	0	0	0	0	0	0	0	0	0	0	0	0	0	0	0%	0	0	0
3	Jalandhar	0	0	0	0	0	0	0	0	0	0	0	0	0	0	0%	0	0	0
4	Kartarpur	387	6488	0	0	1	0	387	4863	0	0	1	0	1258000	400000	0%	310000	255000	655000
5	Nakodar	0	168	1614	0	0	5	0	9930	0	0	39	0	0	0	0%	0	0	0
6	Noor Mahal	0	0	0	0	0	0	0	0	0	0	0	0	0	0	0%	0	0	0
7	Philaur	0	0	0	0	0	0	0	0	0	0	0	0	0	0	0%	0	0	0
8	Shahkot	0	0	0	0	0	0	0	0	0	0	0	0	0	0	0%	0	0	0
9	Goraya	0	0	0	0	0	0	0	0	0	0	0	0	0	0	0%	0	0	0
10	Bhogpur	0	0	0	0	0	0	0	0	0	0	0	0	0	0	0%	0	0	0
11	Lohian Khas	0	0	0	0	0	0	0	0	0	0	0	0	0	0	0%	0	0	0
	<b>Sub-Total</b>	<b>387</b>	<b>6656</b>	<b>1614</b>	<b>0</b>	<b>1</b>	<b>5</b>	<b>387</b>	<b>14793</b>	<b>0</b>	<b>0</b>	<b>40</b>	<b>0</b>	<b>1258000</b>	<b>400000</b>	<b>0</b>	<b>310000</b>	<b>255000</b>	<b>655000</b>



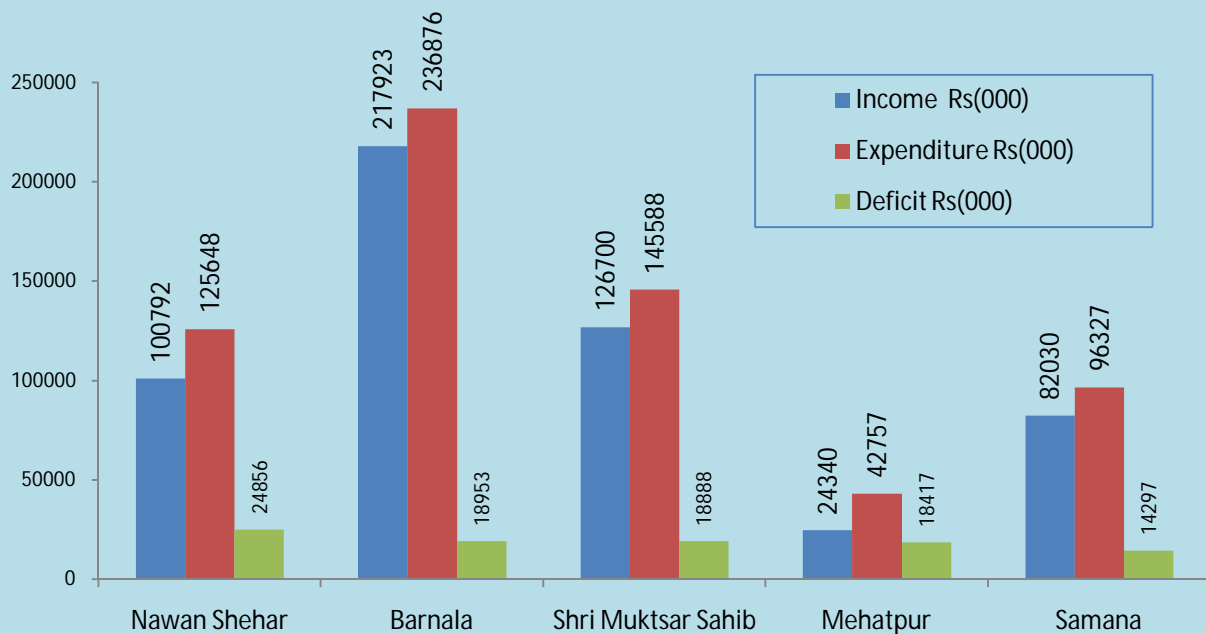
SN/ Name of the District	Name of the Municipality/ Municipal Corpn.	No. of Residential Houses Subject to Tax						No. of Residential Houses Exempted from Tax						Tax Demand and Assessed Annual Rent/Capital Value					Total tax demand (Col. 17+20) (Rs. 000)
		Private			Government			Private			Government			Private			Government		
		Open Plots	Residential Houses	Others	Open Plots	Residential Houses	Others	Open Plots	Residential Houses	Others	Open Plots	Residential Houses	Others	Assessed rental/ capital value (Rs.000)	Tax demand (Rs. 000)	Allowance for current repair & maintenance & depreciation before levying tax	Assessed rental/ capital value (Rs.000)	Tax demand (Rs. 000)	
1/2	3	4	5	6	7	8	9	10	11	12	13	14	15	16	17	18	19	20	21
<b>19. Sangrur</b>																			
1	Malerkotla	1256	643	0	0	0	0	876	27436	0	0	0	0	73982	12535	10%	12950	7850	20385
2	Sangrur	1000	17850	150	0	300	0	10000	10000	100	0	0	30	99871	10628	10%	15960	2125	12753
3	Sunam	452	12571	2473	0	28	0	0	9957	0	0	0	0	39882	6122	10%	8521	1082	7204
4	Dhuri	301	12150	49	0	0	0	0	0	0	0	0	0	9650	1200	15%	750	250	1450
5	Longowal	0	2586	1138	0	10	0	0	0	0	0	0	0	4230	1090	10%	1244	110	1200
6	Ahmadgarh	0	3002	0	0	20	0	2950	2800	0	0	0	0	9550	1200	10%	850	30	1500
7	Lehragaga	1015	6600	1170	0	0	42	0	338	118	0	0	0	4394	6030	15%	598	82000	6850
8	Bhawanigarh	320	659	0	0	0	0	0	4465	0	0	0	0	3319	1423	10%	785	1423	2846
9	Khanauri	0	1760	1755	0	0	10	1717	907	41	0	0	22	2000	2000	10%	0	1	2100
10	Cheema	2587	1263	1028	6	0	42	356	2112	0	0	0	0	6215	56500	15%	270	24000	5890
11	Dirba	0	3485	2221	0	0	0	2062	1509	0	0	0	0	11000	10	10%	2	0	1000
12	Moonak	0	4005	2000	0	0	0	1000	0	0	0	0	0	2000	20	10%	140	1260	3260
13	Amargarh	0	0	0	0	0	0	0	0	0	0	0	0	0	0	0%	0	0	0
	<b>Sub-Total</b>	<b>6931</b>	<b>66574</b>	<b>11984</b>	<b>6</b>	<b>358</b>	<b>94</b>	<b>18961</b>	<b>59524</b>	<b>259</b>	<b>0</b>	<b>0</b>	<b>52</b>	<b>266093</b>	<b>98758</b>		<b>42070</b>	<b>120131</b>	<b>66438</b>
<b>20. Barnala</b>																			
1	Barnala	13300	21007	5173	2	55	32	13300	10200	0	0	0	0	1500	142	85%	27254	58	200
2	Tapa	0	609	1437	0	0	0	1447	4056	0	0	0	0	2802	25	28%	590	10	35
3	Bhadaur	0	4061	0	0	39	0	0	4061	0	0	0	0	1269	10	10%	15	76	86
4	Dhanoula	548	3892	0	20	0	0	50	30	0	0	0	0	6735	445	671%	60	0	445
5	Handiaya	650	2148	450	0	0	0	650	1200	0	0	0	0	200	400	200%	0	0	400
	<b>Sub-Total</b>	<b>14498</b>	<b>31717</b>	<b>7060</b>	<b>22</b>	<b>94</b>	<b>32</b>	<b>15447</b>	<b>19547</b>	<b>0</b>	<b>0</b>	<b>0</b>	<b>0</b>	<b>12506</b>	<b>1022</b>	<b>0</b>	<b>27919</b>	<b>144</b>	<b>1166</b>
<b>21. Fazilka</b>																			
1	Abohar	7917	37178	0	0	0	0	7917	5988	0	0	0	0	0	10000	0%	0	0	10000
2	Jalalabad	3481	9662	0	0	38	0	2094	4231	0	0	28	0	1576000	1576000	0	0	0	0
3	Fazilka	1735	13751	6250	0	0	0	0	0	0	0	0	0	0	0	0%	0	0	0
4	Arni Wala Sheikh Suban	0	0	0	0	0	0	0	0	0	0	0	0	0	0	0	0	0	0
	<b>Sub-Total</b>	<b>13133</b>	<b>60591</b>	<b>6250</b>	<b>0</b>	<b>38</b>	<b>0</b>	<b>10011</b>	<b>10219</b>	<b>0</b>	<b>0</b>	<b>28</b>	<b>0</b>	<b>1576000</b>	<b>1586000</b>	<b>0</b>	<b>0</b>	<b>0</b>	<b>10000</b>
<b>22. Pathankot</b>																			
1	Pathankot	2851	35626	0	0	180	0	9314	22610	750	0	0	0	0	0	0%	0	0	0
2	sujanpur	0	5870	0	0	0	0	87	489	54	3	7	0	0	0	0%	0	0	0
	<b>Sub-Total</b>	<b>2851</b>	<b>41496</b>	<b>0</b>	<b>0</b>	<b>180</b>	<b>0</b>	<b>9401</b>	<b>23099</b>	<b>804</b>	<b>3</b>	<b>7</b>	<b>0</b>	<b>0</b>	<b>0</b>	<b>0</b>	<b>0</b>	<b>0</b>	<b>0</b>
	<b>Grand Total</b>	<b>176662</b>	<b>902555</b>	<b>210826</b>	<b>1517</b>	<b>18223</b>	<b>4860</b>	<b>208418</b>	<b>498862</b>	<b>10256</b>	<b>3518</b>	<b>4616</b>	<b>581</b>	<b>6134232.49</b>	<b>16803754</b>	<b>0</b>	<b>9485952.97</b>	<b>3253681.4</b>	<b>24823060</b>

### Box:6 (A)- Income and Expenditure of Municipalities

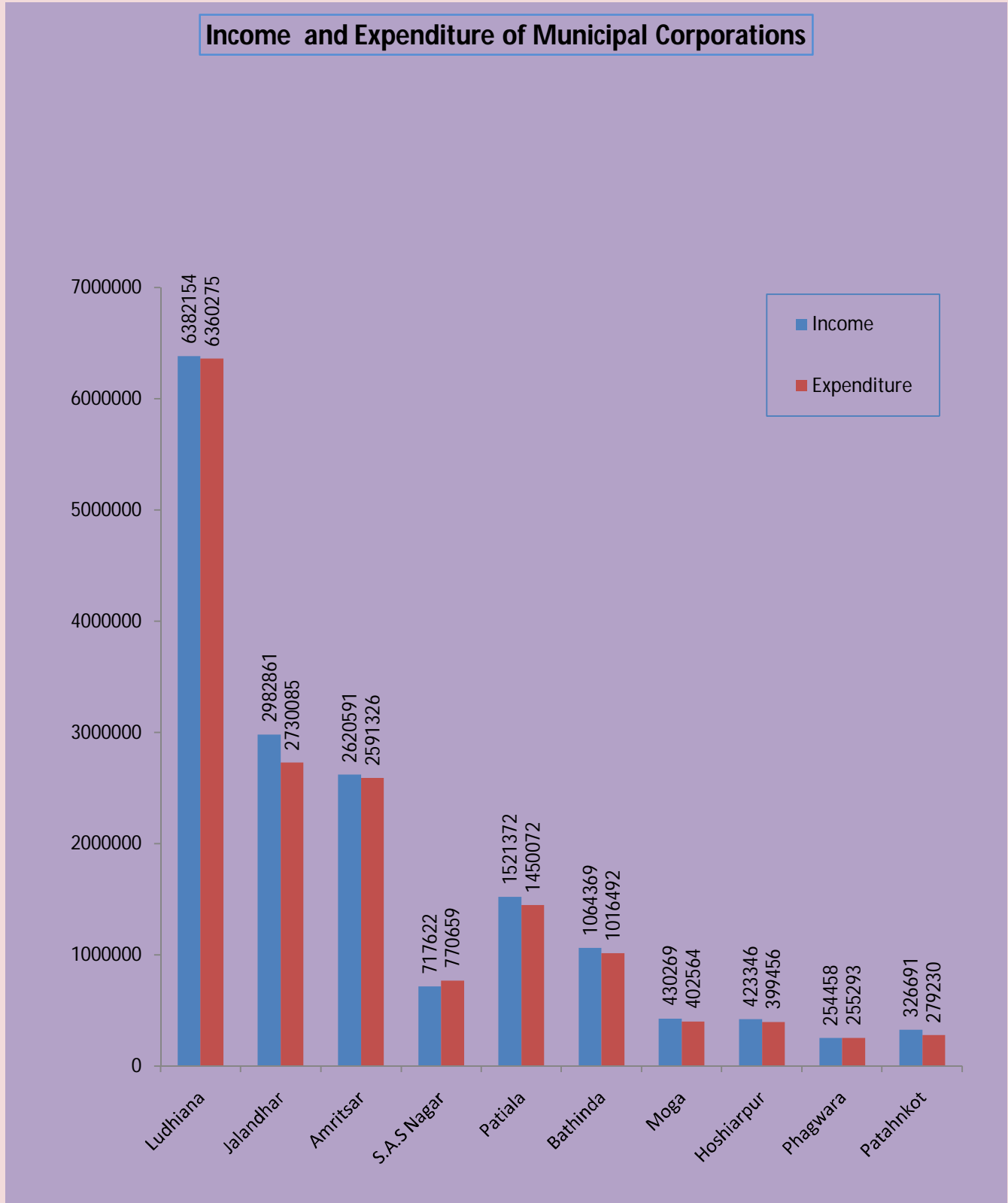
**Five Financially Weak Municipal Councils in terms of Income**



**Top Five Municipal Councils in Terms of Huge Deficit**



## Box:6 (B) - Income and Expenditure of Municipalities



**Finances of Municipalities**  
**Table No. 14 Income and Expenditure of Municipalities 2014- 15**

SN/ Name of the District	Name of the Municipality/ Municipal Corpn.	Income (Rs. 000)	Expenditure (Rs. 000)
1/2	3	4	5
<b>1. Kapurthala</b>			
1	Kapurthala	166894	163711
2	Phagwara	254458	255293
3	Sultanpur Lodhi	38265	24938
4	Dhilwan	14905	12690
5	Begowal	16611	14443
6	Bhulath	13807	14353
7	Nadala	14345	16202
	<b>Sub-Total</b>	<b>519285</b>	<b>501630</b>
<b>2. Fatehgarh Sahib</b>			
1	Amlon	21142	21421
2	Sirhind	104672	102316
3	Gobindgarh	513142	457586
4	Bassi Pathana	18790	21504
5	Khamano	21064	23491
	<b>Sub-Total</b>	<b>678810</b>	<b>626318</b>
<b>3. Mansa</b>			
1	Mansa	136935	136627
2	Budhlada	56967	56952
3	Bareta	15143	16414
4	Bhikhi	18435	15915
5	Sardulgarh	36035	35067
6	Boha	0	0
	<b>Sub-Total</b>	<b>263515</b>	<b>260975</b>
<b>4. Firozpur</b>			
1	Firozpur	117692	116793
2	Talwandi Bhai	33025	32389
3	Zira	63200	61541
4	Guru Har Sahai	34413	29868
5	Makhu	21998	18039
6	Mudakki	26356	28839
7	Malanwali khas	33957	33375
8	Mamdot	9895	11954
	<b>Sub-Total</b>	<b>340536</b>	<b>332798</b>
<b>5. Ludhiana</b>			
1	Ludhiana	6382154	6360275
2	Samrala	47483	48368
3	Khanna	318185	322133
4	Doraha	88696	96985
5	Jagraon	131947	136987
6	Raikot	55764	55000
7	Mulanpur	29133	32772
8	Payal	13363	9965
9	Machhiwara	36744	40381
10	Maloud	8347	8489
11	Sahnewal	59067	62322
	<b>Sub-Total</b>	<b>7170883</b>	<b>7173677</b>
<b>6. Patiala</b>			
1	Ghagga	10865	8624
2	Bhadson	20384	18919
3	Ghanaur	5168	8005
4	Nabha	149503	141714
5	Patiala	903171	815838
6	Patran	57466	58354
7	Rajpura	278786	289131
8	Samana	82030	96327
9	Sanaur	13999	13160
	<b>Sub-Total</b>	<b>1521372</b>	<b>1450072</b>
<b>7. Amritsar</b>			
1	Amritsar	2620591	2591326
2	Jandiala	65183	72530
3	Ramdass	5385	5839
4	Majitha	20277	20210
5	Rayya	35544	31261
6	Raja Sansi	65645	40655
7	Ajnala	28087	27033
	<b>Sub-Total</b>	<b>2840712</b>	<b>2788854</b>

SN/ Name of the District	Name of the Municipality/ Municipal Corpn.	Income (Rs. 000)	Expenditure (Rs. 000)
1/2	3	4	5
<b>8. Tarn Taran</b>			
1	Tarn Taran	70022	73279
2	Patti	30584	29021
3	Khemkaran	4159	4720
4	Bhikhiwind	33479	27598
	<b>Sub-Total</b>	<b>138244</b>	<b>134618</b>
<b>9. Hoshiarpur</b>			
1	Sham Churasi	9531	7908
2	Hoshiarpur	423346	399456
3	Haryana	14303	12498
4	Gardhiwal	13537	11763
5	Garh Shankar	45535	41004
6	Tanda	53843	44257
7	Dasuya	46240	38912
8	Mukerian	62564	57351
9	Mahilpur	28656	31064
10	Talwara	42079	30892
	<b>Sub-Total</b>	<b>739634</b>	<b>675105</b>
<b>10. Shaheed Bhagat Singh Nagar</b>			
1	Nawan Shehar	100792	125648
2	Banga	58270	61369
3	Balachaur	30104	29442
4	Rahon	15816	18679
	<b>Sub-Total</b>	<b>204982</b>	<b>235138</b>
<b>11. Gurdaspur</b>			
1	Qadian	21921	21913
2	Shri Hargobindpur	3385	2906
3	Dina Nagar	35721	35217
4	Batala	257055	209515
5	Dhariwal	26962	26957
6	Dera Baba Nanak	6249	6136
7	Gurdaspur	130994	129381
8	Fatehgarh Churian	33825	16263
	<b>Sub-Total</b>	<b>516112</b>	<b>448288</b>
<b>12. Faridkot</b>			
1	Faridkot	113091	103842
2	Kotkapura	217800	217800
3	Jaitu	47196	47196
	<b>Sub-Total</b>	<b>378087</b>	<b>368838</b>
<b>13. Shri Muktsar Sahib</b>			
1	Shri Muktsar Sahib	126700	145588
2	Malout	137982	109765
3	Gidderbaha	53232	53177
4	Bariwala	9500	7606
	<b>Sub-Total</b>	<b>327414</b>	<b>316136</b>
<b>14. Moga</b>			
1	Dharamkot	31028	34562
2	Badhni Kalan	18178	18922
3	Bagha Purana	53800	47763
4	Moga	430269	402564
5	Nihal Singh Wala	21581	30217
6	Kot Ise Khan	28670	21692
	<b>Sub-Total</b>	<b>583526</b>	<b>555720</b>
<b>15. Rupnagar</b>			
1	Rupnagar	70674	71439
2	Morinda	59071	52002
3	Shri Anandpur Sahib	25800	25000
4	Nangal	493509	409664
5	Shri Chamkaur Sahib	19500	16189
6	Shri Kiratpur Sahib	26650	3800
	<b>Sub-Total</b>	<b>695204</b>	<b>578094</b>
<b>16. Sahibzada Ajit Singh Nagar</b>			
1	S.A.S. Nagar	717622	770659
2	Kurali	72105	67899
3	Kharar	337071	321110
4	Dera Bassi	229137	209803
5	Zirakpur	512448	505099
6	Naya-Gaon	94734	89993
7	Banur	48202	55054
8	Lalru	137483	148219
	<b>Sub-Total</b>	<b>2148802</b>	<b>2167836</b>

SN/ Name of the District	Name of the Municipality/ Municipal Corpn.	Income (Rs. 000)	Expenditure (Rs. 000)
1/2	3	4	5
<b>17. Bathinda</b>			
1	Bathinda	1064369	1016492
2	Bhucho	29732	31303
3	Goniana	17715	19461
4	Kot Fattah	5594	5514
5	Maur	27462	27727
6	Rama	29672	29560
7	Rampura Phool	77033	79843
8	Sangat	7088	5558
9	Talwandi Sabo	38601	38894
10	Bhgta	55360	26693
11	Kot Shamir	305	0
12	Lehra Mohabbat	28114	15951
13	Nathana	15605	11385
14	Chowke	21049	7174
15	Rampura	17302	7202
16	Balianwali	18915	8432
17	Mandi Kalan	23439	9552
18	Maluka	14449	2160
19	Bhai Rupa	25590	2965
20	Kotha Guru	16641	5768
21	Mehraj	47464	2526
	<b>Sub-Total</b>	<b>1581499</b>	<b>1354160</b>
<b>18. Jalandhar</b>			
1	Adampur	26111	27827
2	Alawalpur	9992	7162
3	Jalandhar	2982861	2730085
4	Kartarpur	39415	32596
5	Nakodar	82965	79553
6	Noor Mahal	35351	34285
7	Philaur	79522	73701
8	Shahkot	23902	19113
9	Goraya	62364	43307
10	Bhogpur	33955	27996
11	Lohian Khas	18033	17813
12	Mehatpur	24340	42757
	<b>Sub-Total</b>	<b>3418811</b>	<b>3136195</b>
<b>19. Sangrur</b>			
1	Malerkotla	230737	217358
2	Sangrur	202584	152313
3	Sunam	117344	104827
4	Dhuri	171190	76468
5	Longowal	21825	19904
6	Ahmedgarh	92303	77420
7	Lehragaga	36484	34735
8	Bhiwanigarh	41546	34856
9	Khanauri	38102	20332
10	Cheema	12102	12101
11	Dirba	32417	21154
12	Moonak	22777	20857
13	Amargarh	20091	9796
	<b>Sub-Total</b>	<b>1039502</b>	<b>802121</b>
<b>20. Barnala</b>			
1	Barnala	217923	236876
2	Tapa	21445	23148
3	Bhadaur	13477	14725
4	Dhanoula	15690	15894
5	Handiaya	8017	10404
	<b>Sub-Total</b>	<b>276552</b>	<b>301047</b>
<b>21. Fazilka</b>			
1	Abohar	156929	155569
2	Jalalabad	55552	55733
3	Fazilka	111420	112041
4	Arni Wala Sheikh Suban	15924	4078
	<b>Sub-Total</b>	<b>339825</b>	<b>327421</b>
<b>22. Pathankot</b>			
1	Pathankot	326691	279230
2	sujanpur	48775	46897
	<b>Sub-Total</b>	<b>375466</b>	<b>326127</b>
	<b>Grand Total</b>	<b>26098773</b>	<b>24861168</b>

**Transport and Communication**  
**Table No. 15 Length of Different Types of Roads in the Municipal Area (km) 2014-15**

SN/ Name of the District	Name of the Municipality/ Municipal Corpn.	Surfaced		Unsurfaced			Total
		Cement Concrete	Black top	Water bound macadam	Motor- able	Unmotorable	
1/2	3	4	5	6	7	8	9
<b>1. Kapurthala</b>							
1	Kapurthala	32.2	87	0	0	0	119.2
2	Phagwara	48	95	5	13	4	165
3	Sultanpur Lodhi	14	13	0	15	12	54
4	Dhilwan	3.5	3.5	0	0	0	7
5	Begowal	5	2	0	1	0	8
6	Bhulath	5.2	2	0	1	0	8.2
7	Nadala	2	4	0	0	0	6
	<b>Sub-Total</b>	<b>109.9</b>	<b>206.5</b>	<b>5</b>	<b>30</b>	<b>16</b>	<b>367.4</b>
<b>2. Fatehgarh Sahib</b>							
1	Amlloh	25	22	0	8	0	55
2	Sirhind	38	9	4	7	0	58
3	Gobindgarh	108	95	2	203	2	410
4	Bassi Pathana	0	0	0	0	0	0
5	Khamano	3.6	3.55	0	8.05	0	15.2
	<b>Sub-Total</b>	<b>174.6</b>	<b>129.55</b>	<b>6</b>	<b>226.05</b>	<b>2</b>	<b>538.2</b>
<b>3. Mansa</b>							
1	Mansa	21.05	32	1	14	6	74.05
2	Budhlada	10.9	13	0	8	0	29
3	Bareta	6	8	0	0	0	14
4	Bhikhi	16.56	3	0	19.56	0	39.12
5	Sardulgarh	38	2	0	4	2	45
6	Boha	0	0	0	0	0	0
	<b>Sub-Total</b>	<b>92.51</b>	<b>58</b>	<b>1</b>	<b>45.56</b>	<b>8</b>	<b>201.17</b>
<b>4. Firozpur</b>							
1	Firozpur	37	32	0	3.29	0	72.29
2	Talwandi Bhai	6.5	7.5	0	6	1	21
3	Zira	2	2.5	0	2	2.25	8.75
4	Guru Har Sahai	15	11.42	0	10	3.58	40
5	Makhu	8.5	2.5	2	13	1	27
6	Mudakki	5.5	13.5	0	2.5	0	21.5
7	Malanwali khas	2	2.6	10	1.9	0	16.5
8	Mamdot	11.15	23	0	12	6	52.15
	<b>Sub-Total</b>	<b>87.65</b>	<b>95.02</b>	<b>12</b>	<b>50.69</b>	<b>13.83</b>	<b>259.19</b>
<b>5. Ludhiana</b>							
1	Ludhiana	652	2583	14	635	26	3910
2	Samrala	1.67	2.62	0	5.12	0	9.41
3	Khanna	71.2	51.4	2.4	0	9.5	134.5
4	Doraha	4.1	12	1	2.9	0.5	20.5
5	Jagraon	5.25	18.08	0	0	0	23.33
6	Raikot	12.75	10.44	0	3	2	28.19
7	Mulanpur	5.3	7.15	0	0	0	12.45
8	Payal	6	5	0	0	0	11
9	Machhiwara	18	1	2	0	0	21
10	Maloud	2	2	0	8	6	18
11	Sahnewal	8.85	6.05	0	0	0	14.9
	<b>Sub-Total</b>	<b>787.12</b>	<b>2698.74</b>	<b>19.4</b>	<b>654.02</b>	<b>44</b>	<b>4203.28</b>
<b>6. Patiala</b>							
1	Ghagga	1	1	0	0	0	2
2	Bhadson	8	2	0	1	0	11
3	Ghanaur	3.5	1.75	0.5	2	0.25	8
4	Nabha	69.4	38.05	3	119.9	1	231.35
5	Patiala	57	382	39	39	45	562
6	Patran	50	6	0	4	4	64
7	Rajpura	30	60	1	4	1	96
8	Samana	19	12	0	59	6	96
9	Sanaur	6	3	0	1	1	11
	<b>Sub-Total</b>	<b>243.9</b>	<b>505.8</b>	<b>43.5</b>	<b>229.9</b>	<b>58.25</b>	<b>1081.35</b>
<b>7. Amritsar</b>							
1	Amritsar	810	690	0	55	0	1555
2	Jandiala	2.4	14	0	7	7	30.4
3	Ramdas	0	2.6	0	0	0	2.6
4	Majitha	2.97	0.5	0	3.47	0	6.94
5	Rayya	20	2	2	15	5	44
6	Raja Sansi	0	1.39	0	1.39	0	2.78
7	Ajnala	3.72	2.15	0	0	0.32	6.19
	<b>Sub-Total</b>	<b>839.09</b>	<b>712.64</b>	<b>2</b>	<b>81.86</b>	<b>12.32</b>	<b>1647.91</b>
<b>8. Tarn Taran</b>							
1	Tarn Taran	6	18	2	3	2	31
2	Patti	20	10	0	3	1	34
3	Khemkaran	0	0	0	1	0	1
4	Bhikhiwind	0	7	0	0	0	7
	<b>Sub-Total</b>	<b>26</b>	<b>35</b>	<b>2</b>	<b>7</b>	<b>3</b>	<b>73</b>

SN/ Name of the District	Name of the Municipality/ Municipal Corpn.	Surfaced		Unsurfaced			Total
		Cement Concrete	Black top	Water bound macadam	Motor- able	Unmotorable	
1/2	3	4	5	6	7	8	9
<b>9. Hoshiarpur</b>							
1	Sham Churasi	8	4	0	2	0	14
2	Hoshiarpur	105	73	3	60	15	256
3	Haryana	1.05	1	0	0.45	0	2.5
4	Gardhiwal	10.75	0	0	0.5	0.5	11.75
5	Garh Shankar	28	11.5	4.6	11.05	3.5	58.65
6	Tanda	5	4	2	3	2	16
7	Dasuya	4	12.5	0	0	0	16.5
8	Mukerian	9.92	8.88	0	2.98	6.16	27.94
9	Mahilpur	6	3	0	3	0	12
10	Talwara	0	0	0	0	0	0
	<b>Sub-Total</b>	<b>177.72</b>	<b>117.88</b>	<b>9.6</b>	<b>82.98</b>	<b>27.16</b>	<b>415.34</b>
<b>10. Shaheed Bhagat Singh Nagar</b>							
1	Nawan Shehar	21.10	29.20	0.00	6.30	2.10	58.70
2	Banga	17.00	5.42	0.87	0.00	0.00	23.29
3	Balachaur	15.06	3.03	0.00	2.50	4.00	24.59
4	Rahon	31.25	2.00	0.00	29.25	2.00	64.50
	<b>Sub-Total</b>	<b>84.41</b>	<b>39.65</b>	<b>0.87</b>	<b>38.05</b>	<b>8.10</b>	<b>171.08</b>
<b>11. Gurdaspur</b>							
1	Qadian	10.00	6.00	0.00	6.00	8.00	30.00
2	Shri Hargobindpur	3.00	7.00	0.00	7.00	0.00	17.00
3	Dina Nagar	8.00	4.00	0.00	0.00	0.00	12.00
4	Batala	22.00	14.00	0.00	14.00	38.00	88.00
5	Dhariwal	34.00	4.00	0.00	1.46	0.57	40.03
6	Dera Baba Nanak	5.00	0.50	0.00	0.50	0.00	6.00
7	Gurdaspur	0.00	9.05	0.00	9.05	0.00	18.10
8	Fatehgarh Churian	0.00	3.00	0.00	0.00	0.00	3.00
	<b>Sub-Total</b>	<b>82</b>	<b>47.55</b>	<b>0</b>	<b>38.01</b>	<b>46.57</b>	<b>214.13</b>
<b>12. Faridkot</b>							
1	Faridkot	10.75	74.55	0	0.5	1.5	87.3
2	Kotkapura	2	53.6	0	47	8.6	111.2
3	Jaitu	1	17	0	2	0	20
	<b>Sub-Total</b>	<b>13.75</b>	<b>145.15</b>	<b>0</b>	<b>49.5</b>	<b>10.1</b>	<b>218.5</b>
<b>13. Shri Muktsar Sahib</b>							
1	Gidderbaha	37	12	7	18	2	76
2	Bariwala	3.2	1	0.8	0	0	5
3	Malout	87	20	0	26	6	139
4	Shri Muktsar Sahib	45	4	0	20	2	71
	<b>Sub-Total</b>	<b>172.2</b>	<b>37</b>	<b>7.8</b>	<b>64</b>	<b>10</b>	<b>291</b>
<b>14. Moga</b>							
1	Dharamkot	4	6.5	0.05	12	1.5	24.5
2	Badhni Kalan	2.5	4.5	0	3	0	10
3	Bagha Purana	12	5.27	0	2.3	19.57	39.14
4	Moga	104.2	158.5	3.1	0	0	265.8
5	Nihal Singh Wala	7	1	0	2	0	10
6	Kot Ise Khan	2	3	0	4	9	0
	<b>Sub-Total</b>	<b>131.7</b>	<b>178.77</b>	<b>3.15</b>	<b>23.3</b>	<b>30.07</b>	<b>349.44</b>
<b>15. Rupnagar</b>							
1	Rupnagar	12	18	2.74	33.24	1	66.98
2	Morinda	24.5	15.5	0	40	0	80
3	Anadpur Sahib	24.5	3	0	20.5	19	67
4	Nangal	0	89.34	0	89.34	0.8	179.48
5	Chamkaur Sahib	17.5	0	0	5.5	0	23
	<b>Sub-Total</b>	<b>78.5</b>	<b>125.84</b>	<b>2.74</b>	<b>188.58</b>	<b>20.8</b>	<b>416.46</b>
<b>16. Sahibzada Ajit Singh Nagar</b>							
1	S.A.S. Nagar	0	480	0	0	0	480
2	Kurali	30	4.67	12	3	3	52.67
3	Kharar	66	35	9	22	0	132
4	Dera Bassi	42	35	0	18	3.85	98.85
5	Zirakpur	48	76	29	29	0	182
6	Naya-Gaon	32	24	0	0	0	56
7	Banur	10.5	8.03	0	0	2.32	20.85
8	Lalru	12	35	8	5	0	60
	<b>Sub-Total</b>	<b>240.5</b>	<b>697.7</b>	<b>58</b>	<b>77</b>	<b>9.17</b>	<b>1082.37</b>



SN/ Name of the District	Name of the Municipality/ Municipal Corpn.	Surfaced		Unsurfaced			Total
		Cement Concrete	Black top	Water bound macadam	Motor- able	Unmotorable	
1/2	3	4	5	6	7	8	9
<b>17. Bathinda</b>							
1	Bathinda	8.5	351.3	0	351.3	0	711.1
2	Bhucho	4	16.1	0	8.5	1	29.6
3	Goniana	2	8	0	4	2.5	16.5
4	Kot Fattah	0	0	0	0	0	0
5	Maur	0	0	0	0	0	0
6	Rama	2	5.9	0	0	2	9.9
7	Rampura Phool	0	0	0	0	0	0
8	Sangat	1.1	1	0	0	0	2.1
9	Talwandi Sabo	0	0	0	0	0	0
10	Bhgta	0	5	0	8	2	15
11	Kot Shamir	0	0	0	0	0	0
12	Lehra Mohabbat	0	0	0	0	0	0
13	Nathana	0	0	0	0	0	0
14	Chowke	0	0	0	0	0	0
15	Rampura	0	0	0	0	0	0
16	Balianwali	0	0	0	0	0	0
17	Mandi Kalan	0	0	0	0	0	0
18	Maluka	0	0	0	0	0	0
19	Bhai Rupa	0	0	0	0	0	0
20	Kotha Guru	0	0	0	0	0	0
21	Mehraj	0	0	0	0	0	0
	<b>Sub-Total</b>	<b>17.6</b>	<b>387.3</b>	<b>0</b>	<b>371.8</b>	<b>7.5</b>	<b>784.2</b>
<b>18. Jalandhar</b>							
1	Adampur	14.5	2	0	9	2	27.5
2	Alawalpur	3.5	1.5	1	2.2	0	8.2
3	Jalandhar	516.2	1217.56	6.4	41.8	20.6	1802.56
4	Kartarpur	10	4	0	0	1	15
5	Nakodar	0	0	0	0	0	0
6	Noor Mahal	9.5	3	0	1	0	13.5
7	Philaur	5	10	0	0	0	15
8	Shahkot	12	12	0	0	2	26
9	Goraya	7.22	5.22	0	2.03	0	14.47
10	Bhogpur	8	4	0	6	5	23
11	Lohian Khas	14.8	8.65	0	5.95	0	29.4
12	Mehatpur	0	12.72	5	5	5	47.72
	<b>Sub-Total</b>	<b>600.72</b>	<b>1280.65</b>	<b>12.4</b>	<b>72.98</b>	<b>35.6</b>	<b>2022.35</b>
<b>19. Sangrur</b>							
1	Malerkotla	16	46	5	0	1	68
2	Sangrur	55	100	5	0	15	175
3	Sunam	11	34	0	13	23	81
4	Dhuri	39	31	2	10	6	88
5	Longowal	6	19	0	0	0	25
6	Ahmedgarh	14.8	46	0.2	0	0	61
7	Lehragaga	10.5	20.5	0	0	0	31
8	Bhiwanigarh	11	5	1	9	0	26
9	Khanauri	21.05	5	0.05	0.85	0.05	27
10	Cheema	0	14.5	6	9.5	0.4	30.4
11	Dirba	3.8	3.95	0	4	0	11.75
12	Moonak	14	5.5	0	0	0	19.5
13	Amargarh	1	6	0	6	2	15
	<b>Sub-Total</b>	<b>203.15</b>	<b>336.45</b>	<b>19.25</b>	<b>52.35</b>	<b>47.45</b>	<b>658.65</b>
<b>20. Barnala</b>							
1	Barnala	14.5	79.55	4.15	52.6	14.9	165.7
2	Tapa	3	5	4	3	3	18
3	Bhadaur	5	9.5	0	0	1.32	15.82
4	Dhanoula	3	9	1	1.72	7	21.72
5	Handiaya	2	3	2	5	1	13
	<b>Sub-Total</b>	<b>27.5</b>	<b>106.05</b>	<b>11.15</b>	<b>62.32</b>	<b>27.22</b>	<b>234.24</b>
<b>21. Fazilka</b>							
1	Abohar	8.24	64.85	0	41.41	43.5	158
2	Jalalabad	7.05	9.35	0	16.4	0	32.8
3	Fazilka	4	90.66	0	106.8	0	201.46
4	Ami Wala Sheikh Suban	0	0	0	0	0	0
	<b>Sub-Total</b>	<b>19.29</b>	<b>164.86</b>	<b>0</b>	<b>164.61</b>	<b>43.5</b>	<b>392.26</b>
<b>22. Pathankot</b>							
1	Pathankot	15.01	42.23	0	72	0	129.24
2	sujanpur	11.5	15	0	18	0	44.5
	<b>Sub-Total</b>	<b>26.51</b>	<b>57.23</b>	<b>0</b>	<b>90</b>	<b>0</b>	<b>173.74</b>
	<b>Grand Total</b>	<b>4236.32</b>	<b>8163.33</b>	<b>215.86</b>	<b>2700.56</b>	<b>480.64</b>	<b>15795.26</b>

Transport and Communication

Table No. 16 No. of Post Offices, Telegraph Offices, Telephone Connections and Public Call Offices in Municipal Area 2014-15

SN/ Name of the District	Name of the Municipality/ Municipal Corpn.	Postal Facilities			Telephone Facilities	
		Post Offices	Telegraph Offices	Letter Boxes	Telephone Connections	Public Call Offices
1/2	3	4	5	6	7	8
<b>1. Kapurthala</b>						
1	Kapurthala	20	0	22	4564	44
2	Phagwara	13	0	15	6718	26
3	Sultanpur Lodhi	7	0	11	591	8
4	Dhilwan	9	0	10	312	7
5	Begowal	5	0	4	573	10
6	Bhulath	9	0	7	611	9
7	Nadala	1	0	3	110	5
	<b>Sub-Total</b>	<b>64</b>	<b>0</b>	<b>72</b>	<b>13479</b>	<b>109</b>
<b>2. Fatehgarh Sahib</b>						
1	Amlah	1	0	4	1285	4
2	Sirhind	4	0	5	1795	15
3	Gobindgarh	2	0	5	3270	11
4	Bassi Pathana	1	0	5	650	0
5	Khamano	1	0	3	960	10
	<b>Sub-Total</b>	<b>9</b>	<b>0</b>	<b>22</b>	<b>7960</b>	<b>40</b>
<b>3. Mansa</b>						
1	Mansa	1	1	15	6476	13
2	Budhlada	1	0	12	2607	9
3	Bareta	1	0	5	1573	8
4	Bhikhi	1	0	3	907	6
5	Sardulgarh	1	0	3	798	9
6	Boha	0	0	0	0	0
	<b>Sub-Total</b>	<b>5</b>	<b>1</b>	<b>38</b>	<b>12361</b>	<b>45</b>
<b>4. Firozpur</b>						
1	Firozpur	10	0	32	3190	74
2	Talwandi Bhai	1	0	2	482	5
3	Zira	1	0	9	1001	59
4	Guru Har Sahai	1	0	11	422	35
5	Makhu	1	0	5	374	25
6	Mudakki	1	0	2	270	0
7	Malanwali khas	1	0	2	240	0
8	Mamdot	1	0	5	389	0
	<b>Sub-Total</b>	<b>17</b>	<b>0</b>	<b>68</b>	<b>6368</b>	<b>198</b>
<b>5. Ludhiana</b>						
1	Ludhiana	46	0	332	90137	238
2	Samrala	2	0	7	1942	4
3	Khanna	3	0	20	10108	4
4	Doraha	2	0	4	4337	4
5	Jagraon	4	0	22	4532	13
6	Raikot	1	0	5	2726	0
7	Mulanpur	1	0	5	2842	2
8	Payal	1	0	5	1202	0
9	Machhiwara	1	0	7	1014	4
10	Maloud	1	0	8	582	0
11	Sahnewal	2	0	5	2291	5
	<b>Sub-Total</b>	<b>64</b>	<b>0</b>	<b>420</b>	<b>121713</b>	<b>274</b>
<b>6. Patiala</b>						
1	Ghagga	1	0	1	204	0
2	Bhadson	1	0	1	422	1
3	Ghanaur	1	0	1	322	0
4	Nabha	2	0	7	2841	9
5	Patiala	17	0	25	22454	79
6	Patran	1	0	2	1066	0
7	Rajpura	5	0	12	4066	10
8	Samana	1	0	11	1936	1
9	Sanaur	1	0	1	230	0
	<b>Sub-Total</b>	<b>30</b>	<b>0</b>	<b>61</b>	<b>33541</b>	<b>100</b>
<b>7. Amritsar</b>						
1	Amritsar	41	2	377	10312	685
2	Jandiala	1	1	8	1160	11
3	Ramdas	1	0	5	610	2
4	Majitha	1	1	8	0	0
5	Rayya	1	0	0	0	0
6	Raja Sansi	1	1	4	285	3
7	Ajnala	1	1	3	520	7
	<b>Sub-Total</b>	<b>47</b>	<b>6</b>	<b>405</b>	<b>12887</b>	<b>708</b>

SN/ Name of the District	Name of the Municipality/ Municipal Corpn.	Postal Facilities			Telephone Facilities	
		Post Offices	Telegraph Offices	Letter Boxes	Telephone Connections	Public Call Offices
1/2	3	4	5	6	7	8
<b>8. Tarn Taran</b>						
1	Tarn Taran	2	0	10	2420	29
2	Patti	2	0	4	735	3
3	Khemkaran	1	0	1	100	1
4	Bhikhiwind	1	0	2	304	6
	<b>Sub-Total</b>	<b>6</b>	<b>0</b>	<b>17</b>	<b>3559</b>	<b>39</b>
<b>9. Hoshiarpur</b>						
1	Sham Churasi	1	0	5	790	5
2	Hoshiarpur	19	0	85	15900	40
3	Haryana	1	0	5	1140	4
4	Gardhiwal	1	0	4	1690	8
5	Garh Shankar	1	0	7	4470	5
6	Tanda	2	0	5	2550	22
7	Dasuya	4	0	24	2682	45
8	Mukerian	1	0	13	1322	20
9	Mahilpur	1	0	7	850	4
10	Talwara	1	0	4	740	15
	<b>Sub-Total</b>	<b>32</b>	<b>0</b>	<b>159</b>	<b>32134</b>	<b>168</b>
<b>10. Shaheed Bhagat Singh Nagar</b>						
1	Nawan Shehar	3	0	14	8929	88
2	Banga	2	0	13	8669	50
3	Balachaur	1	0	2	2013	47
4	Rahon	1	0	2	2148	7
	<b>Sub-Total</b>	<b>7</b>	<b>0</b>	<b>31</b>	<b>21759</b>	<b>192</b>
<b>11. Gurdaspur</b>						
1	Qadian	1	0	3	984	40
2	Shri Hargobindpur	1	0	1	199	16
3	Dina Nagar	1	0	5	1679	78
4	Batala	6	0	10	4287	173
5	Dhariwal	1	0	1	508	58
6	Dera Baba Nanak	1	0	6	200	25
7	Gurdaspur	2	1	18	3536	98
8	Fatehgarh Churian	1	0	1	386	22
	<b>Sub-Total</b>	<b>14</b>	<b>1</b>	<b>45</b>	<b>11779</b>	<b>510</b>
<b>12. Faridkot</b>						
1	Faridkot	3	1	40	6571	102
2	Kotkapura	2	1	17	7281	74
3	Jaitu	1	1	21	3201	68
	<b>Sub-Total</b>	<b>6</b>	<b>3</b>	<b>78</b>	<b>17053</b>	<b>244</b>
<b>13. Shri Muktsar Sahib</b>						
1	Gidderbaha	1	1	9	2903	1
2	Bariwala	1	1	5	845	2
3	Malout	1	1	12	5307	1
4	Shri Muktsar Sahib	3	3	32	8013	5
	<b>Sub-Total</b>	<b>6</b>	<b>6</b>	<b>58</b>	<b>17068</b>	<b>9</b>
<b>14. Moga</b>						
1	Dharamkot	1	0	2	487	0
2	Badhni Kalan	1	0	2	325	4
3	Bagha Purana	1	1	5	2506	0
4	Moga	6	6	57	13125	160
5	Nihal Singh Wala	1	0	1	530	0
6	Kot Ise Khan	1	0	2	437	3
	<b>Sub-Total</b>	<b>11</b>	<b>7</b>	<b>69</b>	<b>17410</b>	<b>167</b>
<b>15. Rupnagar</b>						
1	Rupnagar	3	0	31	3700	25
2	Morinda	1	0	4	1946	6
3	Shri Anandpur Sahib	1	0	6	1156	20
4	Nangal	7	0	20	4377	56
5	Chamkaur Sahib	1	0	7	1686	4
6	Shri Kiratpur Sahib	0	0	0	0	0
	<b>Sub-Total</b>	<b>13</b>	<b>0</b>	<b>68</b>	<b>12865</b>	<b>111</b>
<b>16. Sahibzada Ajit Singh Nagar</b>						
1	S.A.S. Nagar	10	0	55	31979	636
2	Kurali	1	0	11	2953	52
3	Kharar	1	0	15	3860	91
4	Dera Bassi	1	0	7	5581	99
5	Zirakpur	2	0	12	4498	125
6	Naya-Gaon	1	0	2	308	69
7	Banur	1	0	7	1062	9
8	Lalru	1	0	6	313	8
	<b>Sub-Total</b>	<b>18</b>	<b>0</b>	<b>115</b>	<b>50554</b>	<b>1089</b>

SN/ Name of the District	Name of the Municipality/ Municipal Corpn.	Postal Facilities			Telephone Facilities	
		Post Offices	Telegraph Offices	Letter Boxes	Telephone Connections	Public Call Offices
1/2	3	4	5	6	7	8
<b>17. Bathinda</b>						
1	Bathinda	9	0	64	15280	5
2	Bhucho	1	1	5	1185	27
3	Goniana	1	0	6	974	7
4	Kot Fattah	1	0	1	161	2
5	Maur	1	0	8	1209	1
6	Rama	1	1	6	984	22
7	Rampura Phool	2	0	6	2689	22
8	Sangat	1	0	2	334	0
9	Talwandi Sabo	1	0	4	680	31
10	Bhgta	1	1	1	625	4
11	Kot Shamir	0	0	0	179	0
12	Lehra Mohabbat	0	0	0	380	0
13	Nathana	0	0	0	551	0
14	Chowke	0	0	0	131	0
15	Rampura	0	0	0	20	0
16	Balianwali	0	0	0	228	0
17	Mandi Kalan	0	0	0	193	0
18	Maluka	0	0	0	134	0
19	Bhai Rupa	0	0	0	459	0
20	Kotha Guru	0	0	0	65	0
21	Mehraj	0	0	0	204	0
	<b>Sub-Total</b>	<b>19</b>	<b>3</b>	<b>103</b>	<b>26665</b>	<b>121</b>
<b>18. Jalandhar</b>						
1	Adampur	1	0	4	1910	2
2	Alawalpur	1	0	5	899	1
3	Jalandhar	50	0	315	87288	1610
4	Kartarpur	2	0	10	1977	9
5	Nakodar	5	0	19	2140	8
6	Noor Mahal	2	0	13	2607	6
7	Philaur	3	0	8	3140	13
8	Shahkot	1	0	3	1911	29
9	Goraya	1	0	3	350	13
10	Bhogpur	1	0	5	2740	11
11	Lohian Khas	1	0	2	970	1
12	Mehatpur	1	0	4	0	0
	<b>Sub-Total</b>	<b>69</b>	<b>0</b>	<b>391</b>	<b>105932</b>	<b>1703</b>
<b>19. Sangrur</b>						
1	Malerkotla	3	0	17	4241	32
2	Sangrur	5	0	18	5532	52
3	Sunam	2	0	8	3570	26
4	Dhuri	2	0	8	3702	95
5	Longowal	2	0	6	451	12
6	Ahmedgarh	1	0	15	2477	2
7	Lehragaga	2	0	8	1032	12
8	Bhiwanigarh	1	0	7	885	3
9	Khanauri	1	0	3		2
10	Cheema	1	0	1	421	7
11	Dirba	1	0	8	694	7
12	Moonak	1	0	5	391	5
13	Amargarh	0	0	3	803	10
	<b>Sub-Total</b>	<b>22</b>	<b>0</b>	<b>107</b>	<b>24199</b>	<b>265</b>
<b>20. Barnala</b>						
1	Barnala	5	1	20	7028	41
2	Tapa	1	0	5	883	9
3	Bhadaur	1	0	4	363	6
4	Dhanoula	1	0	3	640	11
5	Handiaya	1	0	1	541	3
	<b>Sub-Total</b>	<b>9</b>	<b>1</b>	<b>33</b>	<b>9455</b>	<b>70</b>
<b>21. Fazilka</b>						
1	Abohar	10	0	45	11725	226
2	Jalalabad	2	0	13	1816	64
3	Fazilka	10	0	20	4285	50
4	Arni Wala Sheikh Suban	0	0	0	0	0
	<b>Sub-Total</b>	<b>22</b>	<b>0</b>	<b>78</b>	<b>17826</b>	<b>340</b>
<b>22. Pathankot</b>						
1	Pathankot	13	0	56	28850	12
2	sujanpur	1	0	6	7500	50
	<b>Sub-Total</b>	<b>14</b>	<b>0</b>	<b>62</b>	<b>36350</b>	<b>62</b>
	<b>Grand Total</b>	<b>504</b>	<b>28</b>	<b>2500</b>	<b>612917</b>	<b>6564</b>

Employment in Municipalities

Table No. 17 Category-wise Employment and Emoluments 2014-15

SN/ Name of the District	Name of the Municipality/ Municipal Corpn.	Employment under Public Utility Undertakings											Other Employees						Grand Total				
		Elec. Light & Power Supply		Water Supply		Sanitary Services		Transportation		Others		Total		Education		Medical and Health		Others			Total		
		No.	Wages & Salaries (Rs.000)	No.	Wages & Salaries (Rs.000)	No.	Wages & Salaries (Rs.000)	No.	Wages & Salaries (Rs.000)	No.	Wages & Salaries (Rs.000)	No.	Wages & Salaries (Rs.000)	No.	Wages & Salaries (Rs.000)	No.	Wages & Salaries (Rs.000)	No.	Wages & Salaries (Rs.000)	No.	Wages & Salaries (Rs.000)	No.	Wages & Salaries (Rs.000)
1/2	3	4	5	6	7	8	9	10	11	12	13	14	15	16	17	18	19	20	21	22	23	24	25
<b>1. Kapurthala</b>																							
1	Kapurthala	2	923000	33	14716000	157	43799000	0	0	67	48991000	259	108429000	3	1320000	0	0	0	0	3	1320000	262	109749000
2	Phagwara	1	613000	22	12305000	196	53251000	0	0	0	0	219	66169000	0	0	0	0	0	0	0	0	219	66169000
3	Sultanpur Lodhi	0	0	4	1485000	18	6845000	0	0	6	1510000	28	9840000	0	0	0	0	35	6057000	35	6057000	63	15897000
4	Dhilwan	2	193000	4	740000	27	2562000	2	189000	0	0	35	3684000	0	0	0	0	0	0	0	0	35	3684000
5	Begowal	1	330000	2	500000	38	1941000	0	0	0	0	41	2771000	0	0	0	0	0	0	0	0	41	2771000
6	Bhulath	1	358000	1	330000	14	2515000	0	0	0	0	16	3203000	0	0	0	0	7	3968000	7	3968000	23	7171000
7	Nadala	1	90000	1	96000	0	0	0	0	0	0	2	186000	0	0	0	0	2	1091000	2	1091000	4	1277000
	<b>Sub-Total</b>	<b>8</b>	<b>2507000</b>	<b>67</b>	<b>30172000</b>	<b>450</b>	<b>110913000</b>	<b>2</b>	<b>189000</b>	<b>73</b>	<b>50501000</b>	<b>600</b>	<b>194282000</b>	<b>3</b>	<b>1320000</b>	<b>0</b>	<b>0</b>	<b>44</b>	<b>11116000</b>	<b>47</b>	<b>12436000</b>	<b>647</b>	<b>206718000</b>
<b>2. Fatehgarh Sahib</b>																							
1	Amloh	0	0	2	630000	14	53000	0	0	8	3245000	24	3928000	0	0	0	0	0	0	0	0	24	3928000
2	Sirhind	1	425000	7	2684000	59	13236000	0	0	0	0	67	16345000	0	0	0	0	30	27397000	30	27397000	97	43742000
3	Gobindgarh	1	431000	51	33040000	114	41672000	0	0	0	0	166	75143000	10	4067000	0	0	0	0	10	4067000	176	79210000
4	Bassi Pathana	0	0	0	0	0	0	0	0	0	0	0	0	0	0	0	0	0	0	0	0	0	0
5	Khamano	0	0	0	0	0	0	0	0	0	0	0	0	0	0	0	0	0	0	0	0	0	0
	<b>Sub-Total</b>	<b>2</b>	<b>856000</b>	<b>60</b>	<b>36354000</b>	<b>187</b>	<b>54961000</b>	<b>0</b>	<b>0</b>	<b>8</b>	<b>3245000</b>	<b>257</b>	<b>95416000</b>	<b>10</b>	<b>4067000</b>	<b>0</b>	<b>0</b>	<b>30</b>	<b>27397000</b>	<b>40</b>	<b>31464000</b>	<b>297</b>	<b>126880000</b>
<b>3. Mansa</b>																							
1	Mansa	0	0	0	0	76	19129000	0	0	43	18095000	119	37224000	4	1896000	30	30607000	0	0	34	32503000	153	69727000
2	Budhlada	1	420000	0	0	36	10658000	0	0	0	0	37	11078000	0	0	9	5242000	0	0	9	5242000	46	16320000
3	Bareta	0	0	0	0	16	4482000	0	0	0	0	16	4482000	0	0	9	6464000	0	0	9	6464000	25	10946000
4	Bhikhi	0	0	0	0	0	0	0	0	0	0	0	0	0	0	20	7568000	0	0	20	7568000	20	7568000
5	Sardulgarh	2	756000	0	0	14	3157000	0	0	11	3686000	27	7599000	3	1263000	24	11520000	30	12783000	57	25566000	84	33165000
6	Boha	0	0	0	0	0	0	0	0	0	0	0	0	0	0	0	0	0	0	0	0	0	0
	<b>Sub-Total</b>	<b>3</b>	<b>1176000</b>	<b>0</b>	<b>0</b>	<b>142</b>	<b>37426000</b>	<b>0</b>	<b>0</b>	<b>54</b>	<b>21781000</b>	<b>199</b>	<b>60383000</b>	<b>7</b>	<b>3159000</b>	<b>92</b>	<b>61401000</b>	<b>30</b>	<b>12783000</b>	<b>129</b>	<b>77343000</b>	<b>328</b>	<b>137726000</b>
<b>4. Firozpur</b>																							
1	Firozpur	0	0	27	18510000	96	43257000	0	0	69	41996000	192	103763000	0	0	0	0	0	0	0	0	0	0
2	Talwandi Bhai	0	0	8	2062000	11	2832000	0	0	20	12456000	39	17350000	0	0	0	0	0	0	0	0	0	0
3	Zira	1	425000	6	2902000	43	12095000	0	0	26	14477000	76	29899000	0	0	0	0	0	0	0	0	0	0
4	Guru Har Sahai	0	0	4	1522000	19	6420000	0	0	0	0	23	7942000	0	0	0	0	0	0	0	0	0	0
5	Makhu	1	514000	1	658000	21	4469000	0	0	12	6350000	35	11991000	0	0	0	0	0	0	0	0	0	0
6	Mudakki	0	0	0	0	0	0	0	0	0	0	0	0	0	0	0	0	0	0	0	0	0	0
7	Malanwali khas	0	0	0	0	0	0	0	0	6	1426000	6	1426000	0	0	0	0	0	0	0	0	0	0
8	Mamdot	2	19000	1	8000	17	109000	1	8000	0	0	21	144000	0	0	0	0	0	0	0	0	21	144000
	<b>Sub-Total</b>	<b>4</b>	<b>958000</b>	<b>47</b>	<b>25662000</b>	<b>207</b>	<b>69182000</b>	<b>1</b>	<b>8000</b>	<b>133</b>	<b>76705000</b>	<b>392</b>	<b>172515000</b>	<b>0</b>	<b>0</b>	<b>0</b>	<b>0</b>	<b>0</b>	<b>0</b>	<b>0</b>	<b>0</b>	<b>21</b>	<b>144000</b>

SN/ Name of the District	Name of the Municipality/ Municipal Corpn.	Employment under Public Utility Undertakings												Other Employees						Grand Total				
		Elec. Light & Power Supply		Water Supply		Sanitary Services		Transporation		Others		Total		Education		Medical and Health		Others				Total		
		No.	Wages & Salaries (Rs.000)	No.	Wages & Salaries (Rs.000)	No.	Wages & Salaries (Rs.000)	No.	Wages & Salaries (Rs.000)	No.	Wages & Salaries (Rs.000)	No.	Wages & Salaries (Rs.000)	No.	Wages & Salaries (Rs.000)	No.	Wages & Salaries (Rs.000)	No.	Wages & Salaries (Rs.000)	No.	Wages & Salaries (Rs.000)	No.	Wages & Salaries (Rs.000)	
1/2	3	4	5	6	7	8	9	10	11	12	13	14	15	16	17	18	19	20	21	22	23	24	25	
<b>5. Ludhiana</b>																								
1	Ludhiana	181	70663	1642	512541	4331	1063863	0	0	3048	1240171	9202	2887238	24	6642	0	0	0	0	24	6642	9226	2893880	
2	Samrala	1	424	4	1663	18	4678	0	0	22	14435	45	21200	0	0	0	0	0	0	0	0	45	21200	
3	Khanna	2	734	27	12932	193	59573	0	0	156	65935	378	139174	0	0	1	777	0	0	1	777	379	139951	
4	Doraha	1	480	4	1349	33	9501	0	0	0	0	38	11330	4	1655	0	0	20	9383	24	11038	62	22368	
5	Jagraon	8	1152	0	0	149	27170	0	0	0	0	157	28322	0	0	0	0	30	30955	30	30955	187	59277	
6	Raikot	2	1127	3	1986	46	11976	0	0	0	0	51	15089	0	0	0	0	23	12486	23	12486	74	27575	
7	Mulanpur	0	0	3	921	14	3388	0	0	0	0	17	4309	0	0	0	0	20	9199	20	9199	37	13508	
8	Payal	2	528	2	592	20	1596	0	0	8	2424	32	5140	0	0	0	0	0	0	0	0	32	5140	
9	Machhiwara	1	341	2	1006	21	6727	0	0	11	9512	35	17586	10	4050	0	0	3	1131	13	5181	48	22767	
10	Maioud	0	0	1	168	16	1985	0	0	0	0	17	2153	0	0	0	0	8	4423	8	4423	25	6576	
11	Sahnewal	2	693	0	0	32	7668	0	0	31	18775	65	27136	0	0	0	0	0	0	0	0	65	27136	
	<b>Sub-Total</b>	<b>200</b>	<b>76142</b>	<b>1688</b>	<b>533158</b>	<b>4873</b>	<b>1198125</b>	<b>0</b>	<b>0</b>	<b>3276</b>	<b>1351252</b>	<b>10037</b>	<b>3158677</b>	<b>38</b>	<b>12347</b>	<b>1</b>	<b>777</b>	<b>104</b>	<b>67577</b>	<b>143</b>	<b>80701</b>	<b>#####</b>	<b>3239378</b>	
<b>6. Patiala</b>																								
1	Ghagga	0	0	2	590430	0	0	5	331215	8	1855431	15	2777076	0	0	0	0	0	0	0	0	15	2777076	
2	Bhadson	0	0	0	0	0	0	0	0	9	2092658	9	2092658	0	0	0	0	0	0	0	0	9	2092658	
3	Ghanaur	0	0	0	0	0	0	0	0	0	0	0	0	0	0	0	0	0	0	0	0	0	0	
4	Nabha	0	0	10	4657422	117	36152532	0	0	66	41309804	193	82119758	0	0	0	0	0	0	0	0	193	82119758	
5	Patiala	14	3947696	210	4656850	585	131336963	0	0	0	0	809	139941509	0	0	0	0	335	67275804	335	67275804	1144	207217313	
6	Patran	3	561230	10	1413984	57	9156700	0	0	0	0	70	11131914	0	0	0	0	0	0	0	0	70	11131914	
7	Rajpura	4	1807000	5	2967000	287	80041008	5	1671000	148	85402000	449	171888008	0	0	0	0	0	0	0	0	449	170217000	
8	Samana	1	495945	3	3306403	98	30252254	0	0	0	0	102	34054602	0	0	0	0	31	17632084	35	17632084	137	51686686	
9	Sanaur	0	0	2	560320	22	3992841	0	0	7	2607371	31	7160532	0	0	0	0	0	0	0	0	31	7160532	
	<b>Sub-Total</b>	<b>22</b>	<b>6811871</b>	<b>242</b>	<b>18152409</b>	<b>1166</b>	<b>290932298</b>	<b>10</b>	<b>2002215</b>	<b>238</b>	<b>133267264</b>	<b>1678</b>	<b>451166057</b>	<b>0</b>	<b>0</b>	<b>0</b>	<b>0</b>	<b>366</b>	<b>84907888</b>	<b>370</b>	<b>84907888</b>	<b>2048</b>	<b>559396637</b>	
<b>7. Amritsar</b>																								
1	Amritsar	36	5812	1560	220478000	2290	463667000	2290	463667000	2130	361862000	8306	1509679812	0	0	0	0	0	0	0	0	8306	1.51E+09	
2	Jandiala	2	910000	5	2270000	25	8672000	0	0	0	0	32	11852000	0	0	0	0	4	2268000	4	2268000	36	14120000	
3	Ramdas	0	0	0	0	0	0	0	0	0	0	0	0	0	0	0	0	4	2268000	4	2268000	4	2268000	
4	Majitha	0	0	2	472000	11	3510000	11	3510000	11	3510000	35	11002000	0	0	0	0	0	0	0	0	35	11002000	
5	Rayya	0	0	0	0	0	0	0	0	0	0	0	0	0	0	0	0	0	0	0	0	0	0	
6	Raja Sansi	0	0	0	0	0	0	0	0	0	0	0	0	0	0	0	0	0	0	0	0	0	0	
7	Ajnala	0	0	0	0	0	0	0	0	0	0	0	0	0	0	0	0	0	0	0	0	0	0	
	<b>Sub-Total</b>	<b>38</b>	<b>915812</b>	<b>1567</b>	<b>223220000</b>	<b>2326</b>	<b>475849000</b>	<b>2301</b>	<b>467177000</b>	<b>2141</b>	<b>365372000</b>	<b>8373</b>	<b>1532533812</b>	<b>0</b>	<b>0</b>	<b>0</b>	<b>0</b>	<b>8</b>	<b>4536000</b>	<b>8</b>	<b>4536000</b>	<b>8381</b>	<b>1.537E+09</b>	
<b>8. Tarn Taran</b>																								
1	Tarn Taran	3	714000	6	5237000	72	2701500	0	0	50	15490000	131	24142500	0	0	0	0	0	0	0	0	131	24142500	
2	Patti	0	0	5	1370000	40	12104000	0	0	0	0	45	13474000	0	0	0	0	34	12033000	34	12033000	79	25507000	
3	Khemkaran	0	0	0	0	0	0	0	0	0	0	0	0	0	0	0	0	10	3578000	10	3578000	10	3578000	
4	Bhikhwind	2	82	0	0	26	0	0	0	0	0	0	0	0	0	0	0	0	0	0	0	28	82	
	<b>Sub-Total</b>	<b>5</b>	<b>714082</b>	<b>11</b>	<b>6607000</b>	<b>138</b>	<b>14805500</b>	<b>0</b>	<b>0</b>	<b>50</b>	<b>15490000</b>	<b>176</b>	<b>37616500</b>	<b>0</b>	<b>0</b>	<b>0</b>	<b>0</b>	<b>44</b>	<b>15611000</b>	<b>44</b>	<b>15611000</b>	<b>248</b>	<b>53227582</b>	
<b>9. Hoshiarpur</b>																								
1	Sham Churasi	1	100000	2	156000	11	1090000	0	0	4	1315000	18	2661000	3	1260000	0	0	4	595000	7	1855000	25	4516000	
2	Hoshiarpur	2	788000	36	13216000	280	72356000	0	0	22	10950000	340	97310000	3	1308000	0	0	137	95905000	140	97213000	480	194523000	
3	Haryana	2	155000	3	699000	128	13781000	0	0	11	8215000	144	22850000	0	0	0	0	0	0	0	0	144	22850000	
4	Gardhiwal	1	210000	1	290000	12	3000000	0	0	2	1224000	16	4724000	0	0	0	0	0	0	0	0	16	4724000	
5	Garh Shankar	0	0	3	1020000	29	8137000	0	0	27	10110000	59	19267000	0	0	0	0	0	0	0	0	59	19267000	
6	Tanda	1	594000	3	327000	67	10632000	0	0	20	9425000	91	20978000	5	1260000	0	0	0	0	5	1260000	96	22238000	
7	Dasuya	2	662000	10	2278000	27	3121000	0	0	18	9560000	57	15621000	0	0	0	0	18	6980000	18	6980000	75	22601000	
8	Mukerian	2	609000	8	2333000	82	14977000	0	0	27	10215000	119	28134000	0	0	0	0	16	6648000	16	6648000	135	34782000	
9	Mahilpur	1	120000	10	3600000	30	2736000	0	0	23	9940000	64	16396000	0	0	0	0	0	0	0	0	64	16396000	
10	Talwara	0	0	0	0	0	0	0	0	0	0	0	0	0	0	0	0	0	0	0	0	0	0	
	<b>Sub-Total</b>	<b>12</b>	<b>3238000</b>	<b>76</b>	<b>23919000</b>	<b>666</b>	<b>129830000</b>	<b>0</b>	<b>0</b>	<b>154</b>	<b>70954000</b>	<b>908</b>	<b>227941000</b>	<b>11</b>	<b>3828000</b>	<b>0</b>	<b>0</b>	<b>175</b>	<b>110128000</b>	<b>186</b>	<b>113956000</b>	<b>1094</b>	<b>341897000</b>	
<b>10. Shaheed Bhagat Singh Nagar</b>																								
1	Nawan Shehar	1	385000	9	3246000	84	37085	0	0	85	30115000	179	33783085	0	0	0	0	0	0	0	0	179	33783085	
2	Banga	0	0	0	0	78	18068	0	0	22	14035370	100	14053438	0	0	0	0	0	0	0	0	100	14053438	
3	Balachaur	0	0	0	0	0	0	0	0	0	0	0	0	0	0	0	0	0	0	0	0	0	0	
4	Rahon	0	0	12	1332000	18	2345000	0	0	6	2400000	36	6077000	0	0	0	0	0	0	0	0	36	6077000	
	<b>Sub-Total</b>	<b>1</b>	<b>385000</b>	<b>21</b>	<b>4578000</b>	<b>180</b>	<b>2400153</b>	<b>0</b>	<b>0</b>	<b>113</b>	<b>46550370</b>	<b>315</b>	<b>53913523</b>	<b>0</b>	<b>0</b>	<b>0</b>	<b>0</b>	<b>0</b>	<b>0</b>	<b>0</b>	<b>0</b>	<b>315</b>	<b>53913523</b>	

SN/ Name of the District	Name of the Municipality/ Municipal Corpn.	Employment under Public Utility Undertakings												Other Employees								Grand Total		
		Elec. Light & Power Supply		Water Supply		Sanitary Services		Transportation		Others		Total		Education		Medical and Health		Others		Total				
		No.	Wages & Salaries (Rs.000)	No.	Wages & Salaries (Rs.000)	No.	Wages & Salaries (Rs.000)	No.	Wages & Salaries (Rs.000)	No.	Wages & Salaries (Rs.000)	No.	Wages & Salaries (Rs.000)	No.	Wages & Salaries (Rs.000)	No.	Wages & Salaries (Rs.000)	No.	Wages & Salaries (Rs.000)	No.	Wages & Salaries (Rs.000)	No.	Wages & Salaries (Rs.000)	
1/2	3	4	5	6	7	8	9	10	11	12	13	14	15	16	17	18	19	20	21	22	23	24	25	
<b>11. Gurdaspur</b>																								
1	Qadian	1	280000	5	700000	27	650000	0	0	29	19950000	62	27430000	0	0	0	0	0	0	0	0	62	27430000	
2	Shri Hargobindpur	0	0	2	70728000	4	311000	0	0	2	794000	8	1833000	0	0	0	0	7	642000	7	642000	15	2475000	
3	Dina Nagar	0	0	8	6050000	40	10550000	0	0	26	11050000	74	27650000	0	0	0	0	0	0	0	0	74	27650000	
4	Batala	0	0	20	5765000	163	45669000	0	0	0	0	183	51434000	0	0	6	2018000	131	42577000	137	44595000	320	96029000	
5	Dhariwal	0	0	3	1796000	31	8119000	1	240000	24	14341000	59	24496000	0	0	0	0	0	0	0	0	59	24496000	
6	Dera Baba Nanak	0	0	1	289000	15	950000	0	0	6	255000	22	3789000	0	0	0	0	0	0	0	0	22	3789000	
7	Gurdaspur	0	0	18	9250000	116	31550000	0	0	79	14255000	213	55055000	0	0	0	0	0	0	0	0	213	55055000	
8	Fatehgarh Churian	0	0	1	400000	11	2634	0	0	0	2634	12	3034000	0	0	0	0	17	8418000	17	8418000	29	11452000	
<b>Sub-Total</b>		<b>1</b>	<b>280000</b>	<b>58</b>	<b>94978000</b>	<b>407</b>	<b>97801634</b>	<b>1</b>	<b>240000</b>	<b>166</b>	<b>60645000</b>	<b>633</b>	<b>194721000</b>	<b>0</b>	<b>0</b>	<b>6</b>	<b>2018000</b>	<b>155</b>	<b>51637000</b>	<b>161</b>	<b>53655000</b>	<b>794</b>	<b>248376000</b>	
<b>12. Faridkot</b>																								
1	Faridkot	0	0	18	5014	196	54820	0	0	51	74767	265	134601	0	0	0	0	0	0	0	0	265	134601	
2	Kotkapura	0	0	15	4671	187	52339	0	0	69	101211	271	158221	0	0	0	0	0	0	0	0	271	158221	
3	Jaitu	0	0	0	0	0	0	0	0	0	0	0	0	0	0	0	0	0	0	0	0	0	0	
<b>Sub-Total</b>		<b>0</b>	<b>0</b>	<b>33</b>	<b>9685</b>	<b>383</b>	<b>107159</b>	<b>0</b>	<b>0</b>	<b>120</b>	<b>175978</b>	<b>536</b>	<b>292822</b>	<b>0</b>	<b>0</b>	<b>0</b>	<b>0</b>	<b>0</b>	<b>0</b>	<b>0</b>	<b>0</b>	<b>536</b>	<b>292822</b>	
<b>13. Shri Muktsar Sahib</b>																								
1	Gidderbaha	3	9.97	0	0	55	151.77	0	0	10	36.65	68	198.39	2	4.7	0	0	32	244.47	0	0	102	447.56	
2	Bariwala	0	0	0	0	11	34.32	0	0	3	25.89	14	60.21	0	0	0	0	0	0	0	0	14	60.21	
3	Malout	0	0	25	42.38	139	358.71	0	0	0	0	164	401.09	0	0	0	0	0	0	0	0	166	827.8	
4	Shri Muktsar Sahib	0	0	0	0	106	355.98	0	0	60	471.82	166	827.8	0	0	0	0	0	0	191	592.82	191	592.82	
<b>Sub-Total</b>		<b>3</b>	<b>9.97</b>	<b>25</b>	<b>42.38</b>	<b>311</b>	<b>900.78</b>	<b>0</b>	<b>0</b>	<b>73</b>	<b>534.36</b>	<b>412</b>	<b>1487.49</b>	<b>2</b>	<b>4.7</b>	<b>0</b>	<b>0</b>	<b>32</b>	<b>244.47</b>	<b>191</b>	<b>592.82</b>	<b>473</b>	<b>1928.39</b>	
<b>14. Moga</b>																								
1	Dharamkot	0	0	2	949000	13	5797000	0	0	20	12697000	35	19443000	0	0	0	0	0	0	0	0	35	19443000	
2	Badhni Kalan	0	0	0	0	15	409000	0	0	0	0	15	409000	0	0	0	0	0	0	0	0	15	409000	
3	Bagha Purana	2	400000	2	513000	40	10536000	0	0	16	13653000	60	25102000	0	0	0	0	0	0	0	0	60	25102000	
4	Moga	2	662000	34	12143000	418	108023000	0	0	108	89279000	562	210107000	0	0	0	0	0	13410000	0	13410000	562	223517000	
5	Nihal Singh Wala	0	0	0	0	0	0	0	0	0	0	0	0	0	0	0	0	0	0	0	0	0	0	
6	Kot Ise Khan	0	0	0	0	0	0	0	0	0	0	0	0	0	0	0	0	0	0	0	0	0	0	
<b>Sub-Total</b>		<b>4</b>	<b>1062000</b>	<b>38</b>	<b>13605000</b>	<b>486</b>	<b>124765000</b>	<b>0</b>	<b>0</b>	<b>144</b>	<b>115629000</b>	<b>672</b>	<b>255061000</b>	<b>0</b>	<b>0</b>	<b>0</b>	<b>0</b>	<b>0</b>	<b>13410000</b>	<b>0</b>	<b>13410000</b>	<b>672</b>	<b>268471000</b>	
<b>15. Rupnagar</b>																								
1	Rupnagar	1	273000	22	6500000	55	1050000	47	7200000	35	72	160	2222023	9	4200000	0	0	0	0	9	4200000			
2	Morinda	0	0	0	0	0	0	0	0	0	0	0	0	0	0	0	0	0	0	0	0	0	0	
3	Shri Anandpur Sahib	0	0	0	0	13	4800000	0	0	45	4000000	58	8800000	0	0	0	0	0	0	0	0	58	8800000	
4	Nangal	2	0	0	12694000	0	16314000	0	6768000	0	7957000	2	43733000	0	26452000	0	309000	0	65052000	0	91813000	2	135546000	
5	Chamkaur Sahib	12	163000	0	0	25	406000	0	0	3	112000	40	681000	0	0	0	0	0	0	0	0	40	681000	
6	Shri Kiratpur Sahib	0	0	0	0	0	0	0	0	0	0	0	0	0	0	0	0	0	0	0	0	0	0	
<b>Sub-Total</b>		<b>15</b>	<b>436000</b>	<b>22</b>	<b>19194000</b>	<b>93</b>	<b>22570000</b>	<b>47</b>	<b>13968000</b>	<b>83</b>	<b>12069072</b>	<b>260</b>	<b>55436023</b>	<b>9</b>	<b>30652000</b>	<b>0</b>	<b>309000</b>	<b>0</b>	<b>65052000</b>	<b>9</b>	<b>96013000</b>	<b>100</b>	<b>145027000</b>	

SN/ Name of the District	Name of the Municipality/ Municipal Corpn.	Employment under Public Utility Undertakings												Other Employees								Grand Total		
		Elec. Light & Power Supply		Water Supply		Sanitary Services		Transportation		Others		Total		Education		Medical and Health		Others		Total				
		No.	Wages & Salaries (Rs.000)	No.	Wages & Salaries (Rs.000)	No.	Wages & Salaries (Rs.000)	No.	Wages & Salaries (Rs.000)	No.	Wages & Salaries (Rs.000)	No.	Wages & Salaries (Rs.000)	No.	Wages & Salaries (Rs.000)	No.	Wages & Salaries (Rs.000)	No.	Wages & Salaries (Rs.000)	No.	Wages & Salaries (Rs.000)	No.	Wages & Salaries (Rs.000)	
1/2	3	4	5	6	7	8	9	10	11	12	13	14	15	16	17	18	19	20	21	22	23	24	25	
<b>16. Sahibzada Ajit Singh Nagar</b>																								
1	S.A.S. Nagar	5	1717	36	11234	143	47487	0	0	205	115241	389	175679	0	0	0	0	0	0	0	0	389	175679	
2	Kurali	0	0	7	2394	61	15534	0	0	83	26218	151	44146	0	0	0	0	0	0	0	0	151	44146	
3	Kharar	1	586	18	7376	26	8922	0	0	47	62600	92	79484	4	1920	0	0	0	0	0	4	1920	96	81404
4	Dera Bassi	6	3756	4	2474	38	9322	0	0	42	39812	90	55364	0	0	0	0	0	0	0	0	90	55364	
5	Zirakpur	1	205	1	387	3	2842	0	0	30	74231	35	77665	0	0	0	0	0	0	0	0	35	77665	
6	Naya-Gaon	0	0	0	0	0	0	0	0	11	1443	11	1443	0	0	0	0	0	0	0	0	11	1443	
7	Banur	3	1061	4	1404	17	4735	0	0	7	9436	31	16636	0	0	0	0	0	0	0	0	31	16636	
8	Lairu	0	0	1	568	1	482	0	0	8	17853	10	18903	0	0	0	0	0	0	0	0	10	18903	
	<b>Sub-Total</b>	<b>16</b>	<b>7325</b>	<b>71</b>	<b>25837</b>	<b>289</b>	<b>89324</b>	<b>0</b>	<b>0</b>	<b>433</b>	<b>346834</b>	<b>809</b>	<b>469320</b>	<b>4</b>	<b>1920</b>	<b>0</b>	<b>0</b>	<b>0</b>	<b>0</b>	<b>4</b>	<b>1920</b>	<b>813</b>	<b>471240</b>	
<b>17. Bathinda</b>																								
1	Bathinda	14	6339000	65	22663000	938	250687000	0	0	139	49176000	1156	328865000	0	0	0	0	166	908700	166	908700	1322	329773700	
2	Bhucho	0	0	6	1365000	23	5713000	0	0	0	0	29	7078000	0	0	0	0	34	1044800	34	1044800	63	8122800	
3	Goniana	0	0	5	1102000	24	6153000	0	0	0	0	29	7255000	0	0	0	0	14	93500	14	93500	43	7348500	
4	Kot Fattah	0	0	0	0	0	0	0	0	0	0	0	0	0	0	0	0	0	0	0	0	0	0	
5	Maur	0	0	0	0	0	0	0	0	0	0	0	0	0	0	0	0	0	0	0	0	0	0	
6	Rama	9	1919000	29	918000	0	0	0	0	19	6888000	57	9725000	0	0	0	0	0	0	0	0	57	9725000	
7	Rampura Phool	0	0	0	0	0	0	0	0	0	0	0	0	0	0	0	0	0	0	0	0	0	0	
8	Sangat	0	0	2	515000	2	358000	0	0	0	0	4	873000	5	221700	0	0	5	121500	10	343200	14	1216200	
9	Talwandi Sabo	0	0	0	0	0	0	0	0	0	0	0	0	0	0	0	0	0	0	0	0	0	0	
10	Bhgta	0	0	0	0	0	0	0	0	0	0	0	0	0	0	0	0	0	0	0	207900	0	207900	
11	Kot Shamir	0	0	0	0	0	0	0	0	0	0	0	0	0	0	0	0	0	0	0	0	0	0	
12	Lehra Mohabbat	0	0	0	0	0	0	0	0	0	0	0	0	0	0	0	0	0	0	0	0	0	0	
13	Nathana	0	0	0	0	0	0	0	0	0	0	0	0	0	0	0	0	0	0	0	0	0	0	
14	Chowke	0	0	0	0	0	0	0	0	0	0	0	0	0	0	0	0	0	0	0	0	0	0	
15	Rampura	0	0	0	0	0	0	0	0	0	0	0	0	0	0	0	0	0	0	0	0	0	0	
16	Balianwali	0	0	0	0	0	0	0	0	0	0	0	0	0	0	0	0	0	0	0	0	0	0	
17	Mandi Kalan	0	0	0	0	0	0	0	0	0	0	0	0	0	0	0	0	0	0	0	0	0	0	
18	Maluka	0	0	0	0	0	0	0	0	0	0	0	0	0	0	0	0	0	0	0	0	0	0	
19	Bhai Rupa	0	0	0	0	0	0	0	0	0	0	0	0	0	0	0	0	0	0	0	0	0	0	
20	Kotha Guru	0	0	0	0	0	0	0	0	0	0	0	0	0	0	0	0	0	0	0	0	0	0	
21	Mehraj	0	0	0	0	0	0	0	0	0	0	0	0	0	0	0	0	0	0	0	0	0	0	
	<b>Sub-Total</b>	<b>23</b>	<b>8258000</b>	<b>107</b>	<b>26563000</b>	<b>987</b>	<b>262911000</b>	<b>0</b>	<b>0</b>	<b>158</b>	<b>56064000</b>	<b>1275</b>	<b>353796000</b>	<b>5</b>	<b>221700</b>	<b>0</b>	<b>0</b>	<b>219</b>	<b>2376400</b>	<b>224</b>	<b>2598100</b>	<b>1499</b>	<b>356394100</b>	
<b>18. Jalandhar</b>																								
1	Adampur	0	0	1	650000	20	5893000	0	0	0	0	21	6543000	0	0	0	0	0	0	0	0	21	6543000	
2	Alawalpur	0	0	1	261000	21	595000	0	0	0	0	22	856000	0	0	0	0	0	0	0	0	22	856000	
3	Jalandhar	19	7851000	280	8452600	1161	295014000	0	0	0	0	1460	311317600	0	0	51	1.2E+08	25	13048310	76	133231310	1536	444548910	
4	Kartarpur	0	0	0	0	12	2960000	0	0	28	9827000	0	0	0	0	0	0	0	0	0	0	0	0	
5	Nakodar	0	0	25	5657000	28	8457000	0	0	0	0	53	14114000	0	0	0	0	0	0	0	0	53	14114000	
6	Noor Mahal	1	310000	5	2516000	25	6384000	0	0	0	0	31	9210000	0	0	0	0	0	0	0	0	31	9210000	
7	Philaur	0	0	6	1589000	34	10004000	0	0	19	1584100	59	13177100	0	0	0	0	0	0	0	0	59	13177100	
8	Shahkot	1	520000	5	1134000	18	4500000	24	1252000	0	0	48	7406000	0	0	0	0	0	0	0	0	48	7406000	
9	Goraya	2	734000	2	932000	8	2305000	0	0	13	10091000	25	14062000	0	0	0	0	0	0	0	0	25	14062000	
10	Bhogpur	2	719000	2	888000	16	4544000	0	0	0	0	20	6151000	0	0	0	0	9	7092000	9	7092000	29	13243000	
11	Lohan Khas	1	416000	1	416000	1	416000	0	0	10	4160000	13	5408000	0	0	0	0	0	0	0	0	13	5408000	
12	Mehatpur	0	0	0	0	0	0	0	0	0	0	0	0	6	4751000	0	0	0	0	6	4751000	6	4751000	
	<b>Sub-Total</b>	<b>26</b>	<b>10550000</b>	<b>328</b>	<b>22495600</b>	<b>1344</b>	<b>341072000</b>	<b>24</b>	<b>1252000</b>	<b>70</b>	<b>25662100</b>	<b>1752</b>	<b>388244700</b>	<b>6</b>	<b>4751000</b>	<b>51</b>	<b>1.2E+08</b>	<b>34</b>	<b>20140310</b>	<b>91</b>	<b>145074310</b>	<b>1843</b>	<b>533319010</b>	



SN/ Name of the District	Name of the Municipality/ Municipal Corpn.	Employment under Public Utility Undertakings												Other Employees						Grand Total			
		Elec. Light & Power Supply		Water Supply		Sanitary Services		Transportation		Others		Total		Education		Medical and Health		Others				Total	
		No.	Wages & Salaries (Rs.000)	No.	Wages & Salaries (Rs.000)	No.	Wages & Salaries (Rs.000)	No.	Wages & Salaries (Rs.000)	No.	Wages & Salaries (Rs.000)	No.	Wages & Salaries (Rs.000)	No.	Wages & Salaries (Rs.000)	No.	Wages & Salaries (Rs.000)	No.	Wages & Salaries (Rs.000)	No.	Wages & Salaries (Rs.000)	No.	Wages & Salaries (Rs.000)
1/2	3	4	5	6	7	8	9	10	11	12	13	14	15	16	17	18	19	20	21	22	23	24	25
<b>19. Sangrur</b>																							
1	Malerkotla	0	0	13	7284000	123	41923000	2	563000	0	0	138	49770000	14	6185000	0	0	56	22730000	70	28915000	208	78685000
2	Sangrur	1	588000	22	10811000	216	46744000	0	0	0	0	239	58143000	0	0	0	0	50	2480000	50	2480000	289	60623000
3	Sunam	0	0	9	280800	72	21240000	0	0	0	0	81	21520800	13	6123000	0	0	21	18537000	34	24660000	115	46180800
4	Dhuri	2	645000	3	1278000	66	15876000	0	0	0	0	71	17799000	0	0	0	0	19	10846000	19	10846000	90	28645000
5	Longowal	0	0	0	0	8	140500	1	244000	0	0	9	384500	7	3018000	0	0	7	3731000	14	6749000	23	7133500
6	Ahmedgarh	0	0	14	6026000	47	11941000	0	0	0	0	61	17967000	7	3018000	0	0	7	3731000	14	6749000	75	24716000
7	Lehragaga	0	0	6	1957000	12	4431000	0	0	0	0	18	6388000	0	0	0	0	14	9940000	14	9940000	32	16328000
8	Bhiwanigarh	2	922000	2	480000	31	9246000	0	0	0	0	35	10648000	0	0	0	0	10	9383000	10	9383000	45	20031000
9	Khanauri	0	0	0	0	11	2019000	0	0	0	0	11	2019000	0	0	0	0	10	5055000	10	5055000	21	7074000
10	Cheema	0	0	0	0	0	0	0	0	0	0	0	0	0	0	0	0	9	4278000	9	4278000	9	4278000
11	Dirba	0	0	1	360000	15	2115000	0	0	0	0	16	2475000	2	969000	0	0	6	4466000	8	5435000	24	7910000
12	Moonak	1	382000	1	382000	10	508000	1	265000	0	0	13	1537000	4	2498000	0	0	10	4568000	14	7066000	27	8603000
13	Amargarh	0	0	0	0	0	0	0	0	0	0	0	0	0	0	0	0	0	0	0	0	0	0
	<b>Sub-Total</b>	<b>6</b>	<b>2537000</b>	<b>71</b>	<b>28858800</b>	<b>611</b>	<b>156183500</b>	<b>4</b>	<b>1072000</b>	<b>0</b>	<b>0</b>	<b>692</b>	<b>188651300</b>	<b>47</b>	<b>21811000</b>	<b>0</b>	<b>0</b>	<b>219</b>	<b>99745000</b>	<b>266</b>	<b>121556000</b>	<b>958</b>	<b>310207300</b>
<b>20. Barnala</b>																							
1	Barnala	2	1074	4	3169	98	43172	0	0	29	15558	133	62973	15	684	0	0	52	33983	67	34667	200	97640
2	Tapa	1	517	3	1617	28	7304	0	0	11	4752	43	14190	0	0	0	0	0	0	0	0	43	14190
3	Bhadaur	0	0	2	629	15	3721	0	0	4	3579	21	7929	0	0	0	0	0	0	0	0	21	7929
4	Dhanoula	1	210	8	153	15	2245	5	45	7	3747	36	6400	0	0	0	0	21	2695	21	2695	57	9095
5	Handiaya	1	443	1	443	1	170	0	0	0	0	3	1056	0	0	0	0	0	0	0	0	3	1056
	<b>Sub-Total</b>	<b>5</b>	<b>2244</b>	<b>18</b>	<b>6011</b>	<b>157</b>	<b>56612</b>	<b>5</b>	<b>45</b>	<b>51</b>	<b>27636</b>	<b>236</b>	<b>92548</b>	<b>15</b>	<b>684</b>	<b>0</b>	<b>0</b>	<b>73</b>	<b>36678</b>	<b>88</b>	<b>37362</b>	<b>324</b>	<b>129910</b>
<b>21. Fazilka</b>																							
1	Abohar	2	90000	0	0	193	43578000	0	0	0	0	195	43668000	476	192983000	110	43093000	0	0	586	236076000	781	279744000
2	Jalalabad	0	0	19	7350000	35	9120000	0	0	28	12207000	82	28677000	124	53005000	32	7218000	0	0	156	60223000	238	88900000
3	Fazilka	1	508000	10	7077000	75	20320000	0	0	85	54178000	171	82083000	332	112719000	84	26199000	0	0	416	138918000	587	221001000
4	Arni Wala Sheikh Suban	0	0	0	0	0	0	0	0	0	0	0	0	0	0	0	0	0	0	0	0	0	0
	<b>Sub-Total</b>	<b>3</b>	<b>598000</b>	<b>29</b>	<b>14427000</b>	<b>303</b>	<b>73018000</b>	<b>0</b>	<b>0</b>	<b>113</b>	<b>66385000</b>	<b>448</b>	<b>154428000</b>	<b>932</b>	<b>358707000</b>	<b>226</b>	<b>76510000</b>	<b>0</b>	<b>0</b>	<b>1158</b>	<b>435217000</b>	<b>1606</b>	<b>589645000</b>
<b>22. Pathankot</b>																							
1	Pathankot	13	1200	110	39702	178	52325	0	0	121	5362	422	169992	3	214300	0	0	0	0	3	2143	422	169992
2	sujanpur	1	450	6	190	18	1277	0	990	15	1363	40	19997	0	0	0	0	0	0	0	0	40	19997
	<b>Sub-Total</b>	<b>14</b>	<b>1650</b>	<b>116</b>	<b>39892</b>	<b>196</b>	<b>53602</b>	<b>0</b>	<b>990</b>	<b>136</b>	<b>6725</b>	<b>462</b>	<b>189989</b>	<b>3</b>	<b>214300</b>	<b>0</b>	<b>0</b>	<b>0</b>	<b>0</b>	<b>3</b>	<b>2143</b>	<b>462</b>	<b>189989</b>
	<b>Grand Total</b>	<b>411</b>	<b>41370135.97</b>	<b>4695</b>	<b>589400434.4</b>	<b>15902</b>	<b>2266125808</b>	<b>2395</b>	<b>485909250</b>	<b>7787</b>	<b>1122228765</b>	<b>31122</b>	<b>4420309758</b>	<b>1092</b>	<b>428745955.7</b>	<b>376</b>	<b>2.6E+08</b>	<b>1533</b>	<b>518944097</b>	<b>3162</b>	<b>1.208E+09</b>	<b>####</b>	<b>5.473E+09</b>

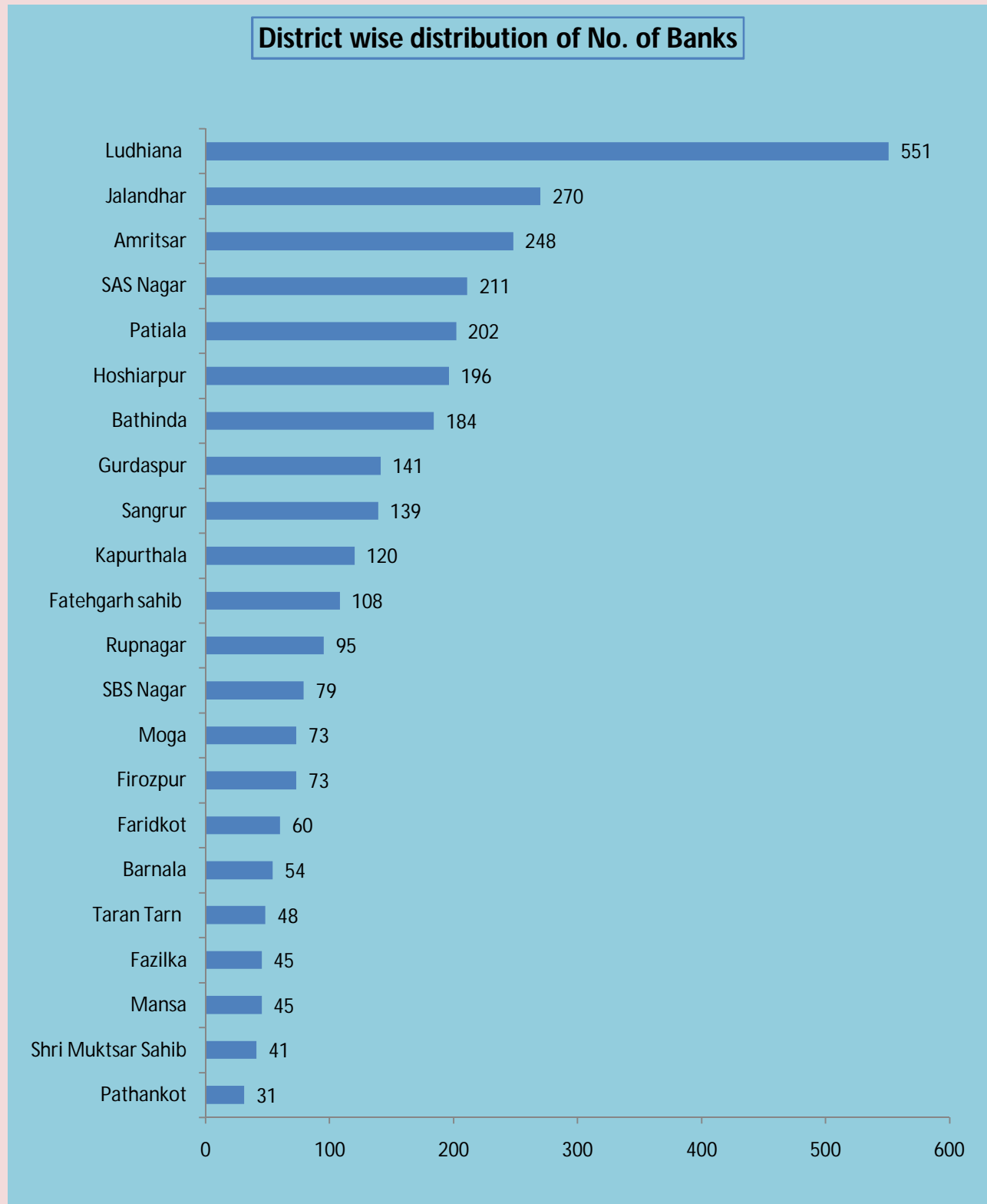
**Slaughter Houses**  
**Table No. 18 Number and Activities of Slaughter Houses 2014-15**

SN/ Name of the District	Name of the Municipality/ Municipal Corpn.	No. of Slaughter Houses	No. of Animals Slaughtered		
			Sheep	Goats	Pigs
1/2	3	4	5	6	7
<b>1. Kapurthala</b>					
1	Kapurthala	0	0	0	0
2	Phagwara	1	0	0	0
3	Sultanpur Lodhi	0	0	0	0
4	Dhilwan	0	0	0	0
5	Begowal	0	0	0	0
6	Bhulath	0	0	0	0
7	Nadala	0	0	0	0
	<b>Sub-Total</b>	<b>1</b>	<b>0</b>	<b>0</b>	<b>0</b>
<b>2. Fatehgarh Sahib</b>					
1	Amlah	0	0	0	0
2	Sirhind	0	0	0	0
3	Gobindgarh	0	0	0	0
4	Bassi Pathana	0	0	0	0
5	Khamano	0	0	0	0
	<b>Sub-Total</b>	<b>0</b>	<b>0</b>	<b>0</b>	<b>0</b>
<b>3. Mansa</b>					
1	Mansa	1	3000	2986	750
2	Budhlada	1	975	2395	91
3	Bareta	4	325	1448	24
4	Bhikhi	1	225	782	54
5	Sardulgarh	1	328	204	17
6	Boha	0	0	0	0
	<b>Sub-Total</b>	<b>8</b>	<b>4853</b>	<b>7815</b>	<b>936</b>
<b>4. Firozpur</b>					
1	Firozpur	0	0	0	0
2	Talwandi Bhai	0	0	0	0
3	Zira	0	0	0	0
4	Guru Har Sahai	1	0	1350	0
5	Makhu	0	0	0	0
6	Mudakki	0	0	0	0
7	Malanwali khas	0	0	0	0
8	Mamdot	4	0	50	4
	<b>Sub-Total</b>	<b>5</b>	<b>0</b>	<b>1400</b>	<b>4</b>
<b>5. Ludhiana</b>					
1	Ludhiana	1	881	33367	0
2	Samrala	0	0	0	0
3	Khanna	1	0	1114	423
4	Doraha	0	0	0	0
5	Jagraon	0	0	0	0
6	Raikot	0	0	0	0
7	Mulanpur	0	0	0	0
8	Payal	0	0	0	0
9	Machhiwara	0	0	0	0
10	Maloud	0	0	0	0
11	Sahnewal	0	0	0	0
	<b>Sub-Total</b>	<b>2</b>	<b>881</b>	<b>34481</b>	<b>423</b>
<b>6. Patiala</b>					
1	Ghagga	0	0	0	0
2	Bhadson	0	0	0	0
3	Ghanaur	0	0	0	0
4	Nabha	1	321	772	98
5	Patiala	2	3010	7642	1802
6	Patran	0	0	0	0
7	Rajpura	1	133	1388	733
8	Samana	0	0	0	0
9	Sanaur	0	0	0	0
	<b>Sub-Total</b>	<b>4</b>	<b>3464</b>	<b>9802</b>	<b>2633</b>
<b>7. Amritsar</b>					
1	Amritsar	1	43818	52900	28
2	Jandiala	0	0	0	0
3	Ramdas	1	246	270	10
4	Majitha	0	0	0	0
5	Rayya	0	0	0	0
6	Raja Sansi	0	0	0	0
7	Ajnala	1	428	2686	46
	<b>Sub-Total</b>	<b>3</b>	<b>44492</b>	<b>55856</b>	<b>84</b>

SN/ Name of the District	Name of the Municipality/ Municipal Corpn.	No. of Slaughter Houses	No. of Animals Slaughtered		
			Sheep	Goats	Pigs
1/2	3	4	5	6	7
<b>8. Tarn Taran</b>					
1	Tarn Taran	0	0	0	0
2	Patti	0	0	0	0
3	Khemkaran	0	0	0	0
4	Bhikhiwind	0	0	0	0
	<b>Sub-Total</b>	<b>0</b>	<b>0</b>	<b>0</b>	<b>0</b>
<b>9. Hoshiarpur</b>					
1	Sham Churasi	1	20	275	20
2	Hoshiarpur	2	361	5883	266
3	Haryana	1	0	0	0
4	Gardhiwal	1	31	920	66
5	Garh Shankar	1	0	490	80
6	Tanda	5	0	635	49
7	Dasuya	1	100	200	7
8	Mukerian	6	170	900	30
9	Mahilpur	1	0	5	1
10	Talwara	0	0	0	0
	<b>Sub-Total</b>	<b>19</b>	<b>682</b>	<b>9308</b>	<b>519</b>
<b>10. Shaheed Bhagat Singh Nagar</b>					
1	Nawan Shehar	12	0	0	0
2	Banga	10	0	0	0
3	Balachaur	6	0	0	0
4	Rahon	7	0	0	0
	<b>Sub-Total</b>	<b>35</b>	<b>0</b>	<b>0</b>	<b>0</b>
<b>11. Gurdaspur</b>					
1	Qadian	0	0	0	0
2	Shri Hargobindpur	0	0	0	0
3	Dina Nagar	0	0	0	0
4	Batala	0	0	0	0
5	Dhariwal	0	0	0	0
6	Dera Baba Nanak	0	0	0	0
7	Gurdaspur	0	0	0	0
8	Fatehgarh Churian	0	0	0	0
	<b>Sub-Total</b>	<b>0</b>	<b>0</b>	<b>0</b>	<b>0</b>
<b>12. Faridkot</b>					
1	Faridkot	1	0	0	0
2	Kotkapura	1	0	50	18
3	Jaitu	0	0	0	0
	<b>Sub-Total</b>	<b>2</b>	<b>0</b>	<b>50</b>	<b>18</b>
<b>13. Shri Muktsar Sahib</b>					
1	Gidderbaha	1	592	1377	128
2	Bariwala	0	0	0	0
3	Malout	1	270	1651	21
4	Shri Muktsar Sahib	1	310	803	79
	<b>Sub-Total</b>	<b>3</b>	<b>1172</b>	<b>3831</b>	<b>228</b>
<b>14. Moga</b>					
1	Dharamkot	0	0	0	0
2	Badhni Kalan	0	0	0	0
3	Bagha Purana	0	0	0	0
4	Moga	1	3550	1880	516
5	Nihal Singh Wala	0	0	0	0
6	Kot Ise Khan	0	0	0	0
	<b>Sub-Total</b>	<b>1</b>	<b>3550</b>	<b>1880</b>	<b>516</b>
<b>15. Rupnagar</b>					
1	Rupnagar	0	0	0	35
2	Morinda	1	175	420	140
3	Shri Anandpur Sahib	1	21	1875	220
4	Nangal	1	2	2079	0
5	Chamkaur Sahib	0	0	0	0
	<b>Sub-Total</b>	<b>3</b>	<b>198</b>	<b>4374</b>	<b>395</b>
<b>16. Sahibzada Ajit Singh Nagar</b>					
1	S.A.S. Nagar	1	812	2889	327
2	Kurali	1	108	690	232
3	Kharar	0	0	0	0
4	Dera Bassi	1	322	339	309
5	Zirakpur	0	0	0	0
6	Naya-Gaon	0	0	0	0
7	Banur	0	0	0	0
8	Lalru	1	0	0	0
	<b>Sub-Total</b>	<b>4</b>	<b>1242</b>	<b>3918</b>	<b>868</b>

SN/ Name of the District	Name of the Municipality/ Municipal Corpn.	No. of Slaughter Houses	No. of Animals Slaughtered		
			Sheep	Goats	Pigs
1/2	3	4	5	6	7
<b>17. Bathinda</b>					
1	Bathinda	1	9352	2935	2389
2	Bhucho	0	0	0	0
3	Goniana	0	0	0	0
4	Kot Fattah	0	0	0	0
5	Maur	0	0	0	0
6	Rama	0	0	0	0
7	Rampura Phool	0	0	0	0
8	Sangat	0	0	0	0
9	Talwandi Sabo	0	0	0	0
10	Bhgta	0	0	0	0
11	Kot Shamir	0	0	0	0
12	Lehra Mohabbat	0	0	0	0
13	Nathana	0	0	0	0
14	Chowke	0	0	0	0
15	Rampura	0	0	0	0
16	Balianwali	0	0	0	0
17	Mandi Kalan	0	0	0	0
18	Maluka	0	0	0	0
19	Bhai Rupa	0	0	0	0
20	Kotha Guru	0	0	0	0
21	Mehraj	0	0	0	0
	<b>Sub-Total</b>	<b>1</b>	<b>9352</b>	<b>2935</b>	<b>2389</b>
<b>18. Jalandhar</b>					
1	Adampur	0	0	0	0
2	Alawalpur	0	0	0	0
3	Jalandhar	1	110	1097	29
4	Kartarpur	0	0	0	0
5	Nakodar	0	0	0	0
6	Noor Mahal	0	0	0	0
7	Philaur	1	165	1192	1200
8	Shahkot	0	0	0	0
9	Goraya	0	0	0	0
10	Bhogpur	0	0	0	0
11	Lohian Khas	0	0	0	0
12	Mehatpur	0	0	0	0
	<b>Sub-Total</b>	<b>2</b>	<b>275</b>	<b>2289</b>	<b>1229</b>
<b>19. Sangrur</b>					
1	Malerkotla	1	7355	13987	0
2	Sangrur	1	1550	2512	212
3	Sunam	1	1006	125	144
4	Dhuri	1	412	785	226
5	Longowal	0	0	0	0
6	Ahmedgarh	0	0	0	0
7	Lehragaga	1	163	923	204
8	Bhiwanigarh	0	0	0	0
9	Khanauri	0	0	0	0
10	Cheema	0	0	0	0
11	Dirba	0	0	0	0
12	Moonak	0	0	0	0
13	Amargarh	0	0	0	0
	<b>Sub-Total</b>	<b>5</b>	<b>10486</b>	<b>18332</b>	<b>786</b>
<b>20. Barnala</b>					
1	Barnala	1	432	2024	205
2	Tapa	1	203	598	19
3	Bhadaur	1	155	638	6
4	Dhanoula	1	0	1203	150
5	Handiaya	1	0	608	0
	<b>Sub-Total</b>	<b>5</b>	<b>790</b>	<b>5071</b>	<b>380</b>
<b>21. Fazilka</b>					
1	Abohar	1	1050	6045	515
2	Jalalabad	1	1508	2090	210
3	Fazilka	1	2812	1298	216
4	Arni Wala Shikh Suban	0	0	0	0
	<b>Sub-Total</b>	<b>3</b>	<b>5370</b>	<b>9433</b>	<b>941</b>
<b>22. Pathankot</b>					
1	Pathankot	1	85	170	130
2	sujanpur	1	0	17	43
	<b>Sub-Total</b>	<b>2</b>	<b>85</b>	<b>187</b>	<b>173</b>
	<b>Grand Total</b>	<b>108</b>	<b>86892</b>	<b>170962</b>	<b>12522</b>

### **Box:7 - Banking Facilities in Municipal Areas.**



**Banking, Veterinary and Sports Facilities**  
Table No. 19 No. of Banking Offices 2014-15

SN/ Name of the District	Name of the Municipality/ Municipal Corpn.	State Bank of India	State Bank of Patiala	Punjab National Bank	Punjab & Sind Bank	United Commercial Bank	New Bank of India	Central Bank of India	Co-op. Bank	Other Commercial Banks	Total
1/2	3	4	5	6	7	8	9	10	11	12	13
<b>1. Kapurthala</b>											
1	Kapurthala	2	2	3	1	1	0	1	3	16	29
2	Phagwara	2	2	5	2	0	0	2	3	18	34
3	Sultanpur Lodhi	1	1	2	1	0	1	0	1	12	19
4	Dhilwan	0	1	1	1	0	0	0	1	3	7
5	Begowal	1	1	2	1	1	0	0	1	7	14
6	Bhulath	0	1	1	1	1	1	0	1	3	9
7	Nadala	0	1	1	1	0	0	0	1	4	8
	<b>Sub-Total</b>	<b>6</b>	<b>9</b>	<b>15</b>	<b>8</b>	<b>3</b>	<b>2</b>	<b>3</b>	<b>11</b>	<b>63</b>	<b>120</b>
<b>2. Fatehgarh Sahib</b>											
1	Amlah	1	1	0	1	0	0	0	2	10	15
2	Sirhind	1	5	2	2	1	0	1	3	20	35
3	Gobindgarh	2	2	1	2	1	0	1	1	27	37
4	Bassi Pathana	1	2	1	1	0	0	0	2	2	9
5	Khamano	1	1	1	1	0	0	0	2	6	12
	<b>Sub-Total</b>	<b>6</b>	<b>11</b>	<b>5</b>	<b>7</b>	<b>2</b>	<b>0</b>	<b>2</b>	<b>10</b>	<b>65</b>	<b>108</b>
<b>3. Mansa</b>											
1	Mansa	1	5	1	0	0	0	1	2	14	24
2	Budhlada	1	1	1	0	0	0	1	0	2	6
3	Bareta	1	1	1	0	0	0	0	1	0	4
4	Bhikhi	1	1	1	0	0	0	0	1	1	5
5	Sardulgarh	1	1	1	0	0	0	0	1	2	6
6	Boha	0	0	0	0	0	0	0	0	0	0
	<b>Sub-Total</b>	<b>5</b>	<b>9</b>	<b>5</b>	<b>0</b>	<b>0</b>	<b>0</b>	<b>2</b>	<b>5</b>	<b>19</b>	<b>45</b>
<b>4. Firozpur</b>											
1	Firozpur	3	2	5	2	1	1	0	2	6	22
2	Talwandi Bhai	1	1	1	0	0	0	0	1	5	9
3	Zira	1	1	1	1	0	0	0	1	2	7
4	Guru Har Sahai	1	1	1	1	0	0	0	1	3	8
5	Makhu	1	1	1	1	0	0	0	2	1	7
6	Mudakki	1	0	1	1	0	1	0	1	2	7
7	Malanwali khas	1	1	1	1	0	0	0	1	2	7
8	Mamdot	1	1	1	0	0	0	0	1	2	6
	<b>Sub-Total</b>	<b>10</b>	<b>8</b>	<b>12</b>	<b>7</b>	<b>1</b>	<b>2</b>	<b>0</b>	<b>10</b>	<b>23</b>	<b>73</b>
<b>5. Ludhiana</b>											
1	Ludhiana	45	19	49	29	9	0	15	14	206	386
2	Samrala	1	1	1	1	1	0	0	1	13	19
3	Khanna	1	3	3	1	1	0	1	1	26	37
4	Doraha	1	1	1	1	0	0	0	1	9	14
5	Jagraon	2	1	2	1	0	0	2	1	15	24
6	Raikot	1	1	1	1	0	0	1	1	8	14
7	Mulanpur	1	1	2	1	1	0	1	0	10	17
8	Payal	0	0	1	1	0	0	0	1	4	7
9	Machhiwara	1	1	1	1	0	0	1	1	8	14
10	Maloud	0	1	0	0	0	0	0	0	6	7
11	Sahnewal	1	1	1	1	0	0	0	0	8	12
	<b>Sub-Total</b>	<b>54</b>	<b>30</b>	<b>62</b>	<b>38</b>	<b>12</b>	<b>0</b>	<b>21</b>	<b>21</b>	<b>313</b>	<b>551</b>
<b>6. Patiala</b>											
1	Ghagga	0	1	0	1	0	0	0	1	0	3
2	Bhadson	0	1	0	0	0	0	0	1	3	5
3	Ghanaur	0	1	1	0	0	0	0	1	2	5
4	Nabha	1	5	2	3	1	0	1	2	9	24
5	Patiala	8	30	9	13	2	0	3	7	40	112
6	Patran	1	1	1	1	0	0	0	1	3	8
7	Rajpura	2	4	3	2	0	0	1	1	15	28
8	Samana	1	2	0	1	1	0	0	1	7	13
9	Sanaur	0	1	1	0	0	0	0	1	1	4
	<b>Sub-Total</b>	<b>13</b>	<b>46</b>	<b>17</b>	<b>21</b>	<b>4</b>	<b>0</b>	<b>5</b>	<b>16</b>	<b>80</b>	<b>202</b>

SN/ Name of the District	Name of the Municipality/ Municipal Corpn.	State Bank of India	State Bank of Patiala	Punjab National Bank	Punjab & Sind Bank	United Commercial Bank	New Bank of India	Central Bank of India	Co-op. Bank	Other Commercial Banks	Total
1/2	3	4	5	6	7	8	9	10	11	12	13
<b>7. Amritsar</b>											
1	Amritsar	18	6	29	28	4	0	13	10	78	186
2	Jandiala	1	0	1	1	0	0	0	1	8	12
3	Ramdas	1	0	0	1	0	0	0	1	0	3
4	Majitha	1	0	1	1	0	0	0	1	8	12
5	Rayya	1	1	1	1	1	1	0	1	4	11
6	Raja Sansi	1	1	1	0	0	0	0	3	3	9
7	Ajnala	1	1	1	2	1	0	0	2	7	15
	<b>Sub-Total</b>	<b>24</b>	<b>9</b>	<b>34</b>	<b>34</b>	<b>6</b>	<b>1</b>	<b>13</b>	<b>19</b>	<b>108</b>	<b>248</b>
<b>8. Tarn Taran</b>											
1	Tarn Taran	2	2	1	3	1	0	1	1	19	30
2	Patti	0	1	1	1	0	0	0	0	6	9
3	Khemkaran	0	0	1	0	0	0	0	0	2	3
4	Bhikhiwind	1	1	1	0	0	0	0	0	3	6
	<b>Sub-Total</b>	<b>3</b>	<b>4</b>	<b>4</b>	<b>4</b>	<b>1</b>	<b>0</b>	<b>1</b>	<b>1</b>	<b>30</b>	<b>48</b>
<b>9. Hoshiarpur</b>											
1	Sham Churasi	0	1	0	0	0	0	0	1	1	3
2	Hoshiarpur	5	4	8	3	1	0	1	6	36	64
3	Haryana	1	1	1	1	0	0	0	1	3	8
4	Gardhiwal	1	1	1	1	1	0	0	1	5	11
5	Garh Shankar	1	1	2	1	1	0	1	1	11	19
6	Tanda	2	1	1	1	1	0	0	2	12	20
7	Dasuya	2	1	3	1	1	0	0	1	10	19
8	Mukerian	1	1	3	1	1	0	1	1	15	24
9	Mahilpur	1	1	2	1	1	0	0	1	13	20
10	Talwara	1	0	1	1	0	0	0	1	4	8
	<b>Sub-Total</b>	<b>15</b>	<b>12</b>	<b>22</b>	<b>11</b>	<b>7</b>	<b>0</b>	<b>3</b>	<b>16</b>	<b>110</b>	<b>196</b>
<b>10. Shaheed Bhagat Singh Nagar</b>											
1	Nawan Shehar	1	2	2	1	1	0	1	3	26	37
2	Banga	1	2	2	1	0	0	1	2	17	26
3	Balachaur	1	1	1	1	0	0	1	2	2	9
4	Rahon	0	1	1	1	0	0	0	2	2	7
	<b>Sub-Total</b>	<b>3</b>	<b>6</b>	<b>6</b>	<b>4</b>	<b>1</b>	<b>0</b>	<b>3</b>	<b>9</b>	<b>47</b>	<b>79</b>
<b>11. Gurdaspur</b>											
1	Qadian	1	1	1	1	0	0	0	1	3	8
2	Shri Hargobindpur	1	0	1	1	0	0	0	1	4	8
3	Dina Nagar	2	1	1	1	1	0	0	1	8	15
4	Batala	4	1	7	4	1	0	2	1	24	44
5	Dhariwal	1	1	2	1	1	0	0	1	6	13
6	Dera Baba Nanak	1	0	1	1	0	0	0	1	3	7
7	Gurdaspur	3	2	2	2	1	0	1	1	24	36
8	Fatehgarh Churian	1	0	1	1	0	0	0	1	6	10
	<b>Sub-Total</b>	<b>14</b>	<b>6</b>	<b>16</b>	<b>12</b>	<b>4</b>	<b>0</b>	<b>3</b>	<b>8</b>	<b>78</b>	<b>141</b>
<b>12. Faridkot</b>											
1	Faridkot	3	5	4	4	0	0	1	11	5	33
2	Kotkapura	2	2	1	1	0	0	0	2	12	20
3	Jaitu	1	1	1	1	0	0	0	2	1	7
	<b>Sub-Total</b>	<b>6</b>	<b>8</b>	<b>6</b>	<b>6</b>	<b>0</b>	<b>0</b>	<b>1</b>	<b>15</b>	<b>18</b>	<b>60</b>

SN/ Name of the District	Name of the Municipality/ Municipal Corpn.	State Bank of India	State Bank of Patiala	Punjab National Bank	Punjab & Sind Bank	United Commercial Bank	New Bank of India	Central Bank of India	Co-op. Bank	Other Commercial Banks	Total
1/2	3	4	5	6	7	8	9	10	11	12	13
<b>13. Shri Muktsar Sahib</b>											
1	Gidderbaha	1	2	1	1	1	1	1	2	6	16
2	Bariwala	1	1	0	1	0	0	0	1	0	4
3	Malout	1	2	3	1	1	0	1	1	3	13
4	Shri Muktsar Sahib	2	1	1	1	1	1	0	1	0	8
	<b>Sub-Total</b>	<b>5</b>	<b>6</b>	<b>5</b>	<b>4</b>	<b>3</b>	<b>2</b>	<b>2</b>	<b>5</b>	<b>9</b>	<b>41</b>
<b>14. Moga</b>											
1	Dharamkot	1	1	1	1	0	0	1	1	1	7
2	Badhni Kalan	1	1	1	0	0	0	0	1	2	6
3	Bagha Purana	1	1	1	1	0	0	1	1	0	6
4	Moga	4	2	7	3	4	0	2	2	19	43
5	Nihal Singh Wala	1	1	1	0	0	0	0	1	1	5
6	Kot Ise Khan	1	1	1	1	0	0	0	1	1	6
	<b>Sub-Total</b>	<b>9</b>	<b>7</b>	<b>12</b>	<b>6</b>	<b>4</b>	<b>0</b>	<b>4</b>	<b>7</b>	<b>24</b>	<b>73</b>
<b>15. Rupnagar</b>											
1	Rupnagar	3	3	2	2	1	0	1	2	22	36
2	Morinda	1	1	1	1	1	0	0	1	11	17
3	Anadpur Sahib	1	1	1	1	1	0	0	1	4	12
4	Nangal	2	1	1	1	1	0	0	1	6	13
5	Chamkaur Sahib	0	1	1	1	0	0	0	1	2	6
6	Shri Kiratpur Sahib	0	1	0	0	0	0	0	1	2	4
	<b>Sub-Total</b>	<b>7</b>	<b>8</b>	<b>6</b>	<b>6</b>	<b>4</b>	<b>0</b>	<b>1</b>	<b>7</b>	<b>47</b>	<b>88</b>
<b>16. Sahibzada Ajit Singh Nagar</b>											
1	S.A.S. Nagar	5	7	9	6	2	0	2	5	60	96
2	Kurali	1	1	2	1	0	0	0	1	4	10
3	Kharar	1	1	2	1	1	0	1	1	18	26
4	Dera Bassi	1	1	1	1	1	0	1	1	18	25
5	Zirakpur	1	1	1	1	1	0	0	1	24	30
6	Naya-Gaon	0	0	1	0	1	0	0	0	2	4
7	Banur	1	1	0	0	0	0	0	1	7	10
8	Lalru	1	0	2	1	1	0	0	1	4	10
	<b>Sub-Total</b>	<b>11</b>	<b>12</b>	<b>18</b>	<b>11</b>	<b>7</b>	<b>0</b>	<b>4</b>	<b>11</b>	<b>137</b>	<b>211</b>
<b>17. Bathinda</b>											
1	Bathinda	7	13	10	3	1	0	3	3	42	82
2	Bhucho	2	2	1	1	0	0	1	1	3	11
3	Goniana	1	1	1	1	0	0	0	1	2	7
4	Kot Fattah	0	1	0	0	0	0	0	1	1	3
5	Maur	1	1	1	0	0	0	0	1	2	6
6	Rama	1	1	1	1	0	0	0	1	3	8
7	Rampura Phool	0	1	1	0	0	0	0	1	1	4
8	Sangat	1	0	1	0	0	0	0	1	2	5
9	Talwandi Sabo	1	1	1	1	0	0	1	1	6	12
10	Bhgta	1	1	1	1	0	0	0	1	2	7
11	Kot Shamir	0	1	0	0	0	0	0	0	2	3
12	Lehra Mohabbat	1	1	0	0	0	0	0	1	0	3
13	Nathana	0	1	1	1	0	0	0	1	2	6
14	Chowke	0	1	0	0	0	0	0	1	0	2
15	Rampura	1	2	1	1	1	0	0	1	7	14
16	Balianwali	0	1	0	0	0	0	0	0	0	1
17	Mandi Kalan	0	0	0	0	0	0	0	1	0	1
18	Maluka	0	0	0	0	0	0	0	1	1	2
19	Bhai Rupa	0	0	0	1	0	0	0	1	0	2
20	Kotha Guru	0	0	1	0	0	0	0	0	0	1
21	Mehraj	0	1	1	1	0	0	0	1	0	4
	<b>Sub-Total</b>	<b>17</b>	<b>30</b>	<b>22</b>	<b>12</b>	<b>2</b>	<b>0</b>	<b>5</b>	<b>20</b>	<b>76</b>	<b>184</b>



SN/ Name of the District	Name of the Municipality/ Municipal Corpn.	State Bank of India	State Bank of Patiala	Punjab National Bank	Punjab & Sind Bank	United Commercial Bank	New Bank of India	Central Bank of India	Co-op. Bank	Other Commercial Banks	Total
1/2	3	4	5	6	7	8	9	10	11	12	13
<b>18. Jalandhar</b>											
1	Adampur	0	1	1	1	0	0	1	1	9	14
2	Alawalpur	0	0	1	0	0	0	0	1	0	2
3	Jalandhar	15	8	24	16	4	0	5	5	45	122
4	Kartarpur	1	1	2	1	0	1	1	1	5	13
5	Nakodar	1	1	3	1	1	0	1	2	1	11
6	Noor Mahal	1	1	1	1	0	1	1	1	7	14
7	Philaur	3	1	2	1	1	0	0	1	7	16
8	Shahkot	1	1	1	1	0	1	0	2	11	18
9	Goraya	1	1	2	1	1	1	1	5	16	29
10	Bhogpur	1	1	1	1	1	0	1	3	3	12
11	Lohian Khas	1	0	1	1	1	0	0	1	5	10
12	Mehatpur	0	1	1	0	1	0	0	1	5	9
	<b>Sub-Total</b>	<b>25</b>	<b>17</b>	<b>40</b>	<b>25</b>	<b>10</b>	<b>4</b>	<b>11</b>	<b>24</b>	<b>114</b>	<b>270</b>
<b>19. Sangrur</b>											
1	Malerkotla	1	3	2	1	0	0	1	1	10	19
2	Sangrur	2	4	3	1	0	0	1	2	21	34
3	Sunam	1	3	1	1	0	0	0	2	8	16
4	Dhuri	1	2	2	1	0	0	0	2	12	20
5	Longowal	0	1	1	0	0	0	1	1	2	6
6	Ahmedgarh	1	2	1	1	0	0	1	2	4	12
7	Lehragaga	0	1	0	0	0	0	0	1	3	5
8	Bhiwanigarh	0	1	1	1	0	0	0	1	3	7
9	Khanauri	0	1	1	1	0	0	0	1	1	5
10	Cheema	0	1	0	0	0	0	0	1	1	3
11	Dirba	0	1	1	1	0	0	0	1	2	6
12	Moonak	0	1	1	0	0	0	0	1	0	3
13	Amargarh	0	1	1	0	0	0	0	1	0	3
	<b>Sub-Total</b>	<b>6</b>	<b>22</b>	<b>15</b>	<b>8</b>	<b>0</b>	<b>0</b>	<b>4</b>	<b>17</b>	<b>67</b>	<b>139</b>
<b>20. Barnala</b>											
1	Barnala	2	4	3	3	1	0	1	2	22	38
2	Tapa	0	1	1	1	0	0	0	1	1	5
3	Bhadaur	0	1	1	0	0	0	0	1	1	4
4	Dhanoula	1	1	1	0	0	0	0	1	2	6
5	Handiaya	0	1	0	0	0	0	0	0	0	1
	<b>Sub-Total</b>	<b>3</b>	<b>8</b>	<b>6</b>	<b>4</b>	<b>1</b>	<b>0</b>	<b>1</b>	<b>5</b>	<b>26</b>	<b>54</b>
<b>21. Fazilka</b>											
1	Abohar	2	1	3	2	1	1	1	2	9	22
2	Jalalabad	1	1	1	1	0	0	1	1	2	8
3	Fazilka	1	2	2	1	0	0	1	2	6	15
4	Arni Wala Shikh Suban	0	0	0	0	0	0	0	0	0	0
	<b>Sub-Total</b>	<b>4</b>	<b>4</b>	<b>6</b>	<b>4</b>	<b>1</b>	<b>1</b>	<b>3</b>	<b>5</b>	<b>17</b>	<b>45</b>
<b>22. Pathankot</b>											
1	Pathankot	4	3	4	1	1	1	1	1	5	21
2	Sujanpur	1	1	1	1	1	1	1	1	2	10
	<b>Sub-Total</b>	<b>5</b>	<b>4</b>	<b>5</b>	<b>2</b>	<b>2</b>	<b>2</b>	<b>2</b>	<b>2</b>	<b>7</b>	<b>31</b>
	<b>Grand Total</b>	<b>251</b>	<b>276</b>	<b>339</b>	<b>234</b>	<b>75</b>	<b>14</b>	<b>94</b>	<b>244</b>	<b>1478</b>	<b>3007</b>

**Banking, Veterinary and Sports Facilities**  
**Table No. 20 No. of Veterinary Hospitals, Dispensaries and Milk Plants 2014-15**

SN/ Name of the District	Name of the Municipality/ Municipal Corpn.	Veterinary Hospitals	Veterinary Dispensaries	Milk Plants
1/2	3	4	5	6
<b>1. Kapurthala</b>				
1	Kapurthala	1	0	0
2	Phagwara	1	0	0
3	Sultanpur Lodhi	1	0	1
4	Dhilwan	1	0	0
5	Begowal	1	0	0
6	Bhulath	1	0	0
7	Nadala	1	0	0
	<b>Sub-Total</b>	<b>7</b>	<b>0</b>	<b>1</b>
<b>2. Fatehgarh Sahib</b>				
1	Amloh	1	0	0
2	Sirhind	1	1	0
3	Gobindgarh	1	1	0
4	Bassi Pathana	1	0	0
5	Khamano	1	0	0
	<b>Sub-Total</b>	<b>5</b>	<b>2</b>	<b>0</b>
<b>3. Mansa</b>				
1	Mansa	2	0	0
2	Budhlada	1	0	0
3	Bareta	1	0	0
4	Bhikhi	1	0	1
5	Sardulgarh	1	0	1
6	Boha	0	0	0
	<b>Sub-Total</b>	<b>6</b>	<b>0</b>	<b>2</b>
<b>4. Firozpur</b>				
1	Firozpur	2	0	2
2	Talwandi Bhai	1	0	1
3	Zira	1	0	1
4	Guru Har Sahai	1	0	1
5	Makhu	1	0	1
6	Mudakki	1	1	0
7	Malanwali khas	1	0	0
8	Mamdot	0	0	0
	<b>Sub-Total</b>	<b>8</b>	<b>1</b>	<b>6</b>
<b>5. Ludhiana</b>				
1	Ludhiana	1	1	1
2	Samrala	1	0	0
3	Khanna	1	1	0
4	Doraha	1	0	0
5	Jagraon	1	1	0
6	Raikot	1	0	0
7	Mulanpur	1	0	0
8	Payal	1	0	0
9	Machhiwara	1	0	0
10	Maloud	1	0	0
11	Sahnewal	1	0	0
	<b>Sub-Total</b>	<b>11</b>	<b>3</b>	<b>1</b>
<b>6. Patiala</b>				
1	Ghagga	1	0	0
2	Bhadson	1	0	0
3	Ghanaur	1	0	0
4	Nabha	1	0	1
5	Patiala	1	0	0
6	Patran	1	0	0
7	Rajpura	1	0	0
8	Samana	1	0	0
9	Sanaur	1	0	0
	<b>Sub-Total</b>	<b>9</b>	<b>0</b>	<b>1</b>
<b>7. Amritsar</b>				
1	Amritsar	1	0	4
2	Jandiala	1	0	0
3	Ramdas	1	0	0
4	Majitha	1	0	0
5	Rayya	1	0	0
6	Raja Sansi	1	0	0
7	Ajnala	1	0	1
	<b>Sub-Total</b>	<b>7</b>	<b>0</b>	<b>5</b>

SN/ Name of the District	Name of the Municipality/ Municipal Corpn.	Veterinary Hospitals	Veterinary Dispensaries	Milk Plants
1/2	3	4	5	6
<b>8. Tarn Taran</b>				
1	Tarn Taran	1	0	1
2	Patti	1	0	0
3	Khemkaran	1	0	0
4	Bhikhiwind	0	0	0
	<b>Sub-Total</b>	<b>3</b>	<b>0</b>	<b>1</b>
<b>9. Hoshiarpur</b>				
1	Sham Churasi	0	1	0
2	Hoshiarpur	1	0	1
3	Haryana	1	0	0
4	Gardhiwal	1	1	0
5	Garh Shankar	1	0	0
6	Tanda	1	0	0
7	Dasuya	1	1	1
8	Mukerian	1	0	0
9	Mahilpur	1	1	0
10	Talwara	1	2	0
	<b>Sub-Total</b>	<b>9</b>	<b>6</b>	<b>2</b>
<b>10. Shaheed Bhagat Singh Nagar</b>				
1	Nawan Shehar	1	0	0
2	Banga	1	0	0
3	Balachaur	1	0	0
4	Rahon	0	1	0
	<b>Sub-Total</b>	<b>3</b>	<b>1</b>	<b>0</b>
<b>11. Gurdaspur</b>				
1	Qadian	1	0	0
2	Shri Hargobindpur	1	0	0
3	Dina Nagar	1	0	0
4	Batala	1	0	0
5	Dhariwal	1	0	0
6	Dera Baba Nanak	1	0	0
7	Gurdaspur	1	0	1
8	Fatehgarh Churian	1	0	0
	<b>Sub-Total</b>	<b>8</b>	<b>0</b>	<b>1</b>
<b>12. Faridkot</b>				
1	Faridkot	1	0	1
2	Kotkapura	1	0	2
3	Jaitu	1	0	0
	<b>Sub-Total</b>	<b>3</b>	<b>0</b>	<b>3</b>
<b>13. Shri Muktsar Sahib</b>				
1	Gidderbaha	2	1	0
2	Bariwala	1	0	0
3	Malout	1	1	0
4	Shri Muktsar Sahib	1	0	0
	<b>Sub-Total</b>	<b>5</b>	<b>2</b>	<b>0</b>
<b>14. Moga</b>				
1	Dharamkot	1	0	0
2	Badhni Kalan	1	0	1
3	Bagha Purana	1	1	0
4	Moga	1	0	1
5	Nihal Singh Wala	1	1	0
6	Kot Ise Khan	1	0	0
	<b>Sub-Total</b>	<b>6</b>	<b>2</b>	<b>2</b>
<b>15. Rupnagar</b>				
1	Rupnagar	1	0	0
2	Morinda	1	0	1
3	Anadpur Sahib	1	0	0
4	Nangal	1	0	0
5	Chamkaur Sahib	1	1	1
6	Shri Kiratpur Sahib	0	0	0
	<b>Sub-Total</b>	<b>5</b>	<b>1</b>	<b>2</b>
<b>16. Sahibzada Ajit Singh Nagar</b>				
1	S.A.S. Nagar	0	0	1
2	Kurali	1	0	0
3	Kharar	1	0	0
4	Dera Bassi	1	0	0
5	Zirakpur	0	2	0
6	Naya-Gaon	0	1	0
7	Banur	1	0	0
8	Lalru	1	0	1
	<b>Sub-Total</b>	<b>5</b>	<b>3</b>	<b>2</b>

SN/ Name of the District	Name of the Municipality/ Municipal Corpn.	Veterinary Hospitals	Veterinary Dispensaries	Milk Plants
1/2	3	4	5	6
<b>17. Bathinda</b>				
1	Bathinda	2	0	1
2	Bhucho	1	0	0
3	Goniana	0	0	0
4	Kot Fattah	1	0	0
5	Maur	1	0	0
6	Rama	1	1	0
7	Rampura Phool	1	0	1
8	Sangat	1	0	0
9	Talwandi Sabo	1	0	1
10	Bhgta	1	0	0
11	Kot Shamir	1	0	0
12	Lehra Mohabbat	1	0	0
13	Nathana	1	0	0
14	Chowke	1	0	0
15	Rampura	1	0	0
16	Balianwali	1	0	0
17	Mandi Kalan	1	0	0
18	Maluka	1	0	0
19	Bhai Rupa	1	0	0
20	Kotha Guru	1	0	0
21	Mehraj	1	0	0
	<b>Sub-Total</b>	<b>21</b>	<b>1</b>	<b>3</b>
<b>18. Jalandhar</b>				
1	Adampur	1	0	0
2	Alawalpur	1	0	0
3	Jalandhar	4	0	1
4	Kartarpur	1	0	0
5	Nakodar	1	0	0
6	Noor Mahal	1	0	0
7	Philaur	1	0	0
8	Shahkot	1	0	1
9	Goraya	1	0	0
10	Bhogpur	0	1	0
11	Lohian Khas	0	1	0
12	Mehatpur	1	0	0
	<b>Sub-Total</b>	<b>13</b>	<b>2</b>	<b>2</b>
<b>19. Sangrur</b>				
1	Malerkotla	1	0	0
2	Sangrur	1	1	1
3	Sunam	1	0	0
4	Dhuri	1	0	0
5	Longowal	1	0	0
6	Ahmedgarh	1	1	0
7	Lehragaga	0	1	0
8	Bhiwanigarh	1	0	0
9	Khanauri	1	0	0
10	Cheema	1	0	0
11	Dirba	1	0	0
12	Moonak	1	0	0
13	Amargarh	0	1	0
	<b>Sub-Total</b>	<b>11</b>	<b>4</b>	<b>1</b>
<b>20. Barnala</b>				
1	Barnala	1	0	0
2	Tapa	1	0	0
3	Bhadaur	1	0	0
4	Dhanoula	1	0	0
5	Handiaya	1	0	0
	<b>Sub-Total</b>	<b>5</b>	<b>0</b>	<b>0</b>
<b>21. Fazilka</b>				
1	Abohar	1	1	1
2	Jalalabad	1	0	1
3	Fazilka	1	1	0
4	Arni Wala Sheikh Suban	0	0	0
	<b>Sub-Total</b>	<b>3</b>	<b>2</b>	<b>2</b>
<b>22. Pathankot</b>				
1	Pathankot	1	1	0
2	sujanpur	1	0	0
	<b>Sub-Total</b>	<b>2</b>	<b>1</b>	<b>0</b>
	<b>Grand Total</b>	<b>152</b>	<b>31</b>	<b>34</b>

**Banking, Veterinary and Sports Facilities**  
**Table No. 21 No. of Sports Facilities 2014-15**

SN/ Name of the District	Name of the Municipality/ Municipal Corpn.	Sports Stadium	Swimming Pool	Basketball Court	Table Tennis Hall	Badminton Hall	Lawn Tennis Court	Others
1/2	3	4	5	6	7	8	9	10
<b>1. Kapurthala</b>								
1	Kapurthala	2	2	10	4	3	2	2
2	Phagwara	1	0	1	0	0	0	1
3	Sultanpur Lodhi	1	0	0	0	0	0	1
4	Dhilwan	0	0	1	0	0	0	1
5	Begowal	1	0	0	0	0	0	1
6	Bhulath	0	0	0	0	0	0	1
7	Nadala	0	0	0	0	0	0	0
	<b>Sub-Total</b>	<b>5</b>	<b>2</b>	<b>12</b>	<b>4</b>	<b>3</b>	<b>2</b>	<b>7</b>
<b>2. Fatehgarh Sahib</b>								
1	Amloh	0	0	0	0	0	0	0
2	Sirhind	1	0	1	0	0	0	0
3	Gobindgarh	0	0	1	1	0	0	1
4	Bassi Pathana	0	0	0	0	0	0	0
5	Khamano	0	0	0	0	0	0	0
	<b>Sub-Total</b>	<b>1</b>	<b>0</b>	<b>2</b>	<b>1</b>	<b>0</b>	<b>0</b>	<b>1</b>
<b>3. Mansa</b>								
1	Mansa	1	0	1	2	1	1	5
2	Budhlada	1	0	1	1	1	0	2
3	Bareta	0	0	0	0	0	0	0
4	Bhikhi	0	0	1	0	0	0	1
5	Sardulgarh	0	0	1	0	0	0	1
6	Boha	0	0	0	0	0	0	0
	<b>Sub-Total</b>	<b>2</b>	<b>0</b>	<b>4</b>	<b>3</b>	<b>2</b>	<b>1</b>	<b>9</b>
<b>4. Firozpur</b>								
1	Firozpur	1	1	1	1	1	1	5
2	Talwandi Bhai	1	0	0	0	0	0	0
3	Zira	0	0	0	0	0	0	0
4	Guru Har Sahai	1	0	0	0	0	0	0
5	Makhu	1	0	0	0	0	0	0
6	Mudakki	1	0	0	0	0	0	0
7	Malanwali khas	0	0	0	0	0	0	0
8	Mamdot	1	0	0	0	0	0	0
	<b>Sub-Total</b>	<b>6</b>	<b>1</b>	<b>1</b>	<b>1</b>	<b>1</b>	<b>1</b>	<b>5</b>
<b>5. Ludhiana</b>								
1	Ludhiana	1	7	3	1	3	7	2
2	Samrala	1	0	0	0	0	0	0
3	Khanna	1	1	1	1	0	0	0
4	Doraha	0	0	1	0	0	0	0
5	Jagraon	0	0	2	0	0	0	0
6	Raikot	0	0	1	0	0	0	0
7	Mulanpur	1	0	0	0	0	0	0
8	Payal	0	0	0	0	0	0	0
9	Machhiwara	0	0	0	0	0	0	0
10	Maloud	1	0	0	0	0	0	0
11	Sahnewal	1	0	0	0	0	0	0
	<b>Sub-Total</b>	<b>6</b>	<b>8</b>	<b>8</b>	<b>2</b>	<b>3</b>	<b>7</b>	<b>2</b>
<b>6. Patiala</b>								
1	Ghagga	0	0	0	0	0	0	0
2	Bhadson	0	0	0	0	0	0	0
3	Ghanaur	0	0	0	0	0	0	0
4	Nabha	0	1	2	0	0	0	0
5	Patiala	2	12	12	2	0	0	0
6	Patran	0	0	0	0	0	0	0
7	Rajpura	0	0	0	0	0	0	0
8	Samana	1	1	2	0	1	0	0
9	Sanaur	0	0	0	0	0	0	0
	<b>Sub-Total</b>	<b>3</b>	<b>14</b>	<b>16</b>	<b>2</b>	<b>1</b>	<b>0</b>	<b>0</b>
<b>7. Amritsar</b>								
1	Amritsar	8	3	10	1	2	8	0
2	Jandiala	0	0	0	0	0	0	1
3	Ramdass	0	0	0	0	0	0	0
4	Majitha	0	0	0	0	0	0	0
5	Rayya	0	0	0	0	0	0	0
6	Raja Sansi	0	0	0	0	0	0	0
7	Ajnala	0	0	0	0	0	0	0
	<b>Sub-Total</b>	<b>8</b>	<b>3</b>	<b>10</b>	<b>1</b>	<b>2</b>	<b>8</b>	<b>1</b>
<b>8. Tarn Taran</b>								
1	Tarn Taran	2	0	5	2	2	1	0
2	Patti	2	1	5	0	0	0	0
3	Khemkaran	1	0	2	0	0	0	0
4	Bhikhiwind	0	0	0	0	0	0	0
	<b>Sub-Total</b>	<b>5</b>	<b>1</b>	<b>12</b>	<b>2</b>	<b>2</b>	<b>1</b>	<b>0</b>

SN/ Name of the District	Name of the Municipality/ Municipal Corpn.	Sports Stadium	Swimming Pool	Basketball Court	Table Tennis Hall	Badminton Hall	Lawn Tennis Court	Others
1/2	3	4	5	6	7	8	9	10
<b>9. Hoshiarpur</b>								
1	Sham Churasi	1	0	0	0	0	0	0
2	Hoshiarpur	2	1	1	0	1	0	4
3	Haryana	0	0	0	0	0	0	0
4	Gardhiwal	1	0	1	1	1	1	0
5	Garh Shankar	1	0	0	0	0	0	0
6	Tanda	0	0	0	0	0	0	0
7	Dasuya	1	0	0	0	1	0	0
8	Mukerian	2	0	1	1	1	0	0
9	Mahilpur	1	0	1	0	0	0	0
10	Talwara	0	0	0	0	0	0	0
	<b>Sub-Total</b>	<b>9</b>	<b>1</b>	<b>4</b>	<b>2</b>	<b>4</b>	<b>1</b>	<b>4</b>
<b>10. Shaheed Bhagat Singh Nagar</b>								
1	Nawan Shehar	1	0	0	0	0	0	0
2	Banga	0	0	0	0	0	0	0
3	Balachaur	0	0	0	0	0	0	0
4	Rahon	0	0	0	0	0	0	0
	<b>Sub-Total</b>	<b>1</b>	<b>0</b>	<b>0</b>	<b>0</b>	<b>0</b>	<b>0</b>	<b>0</b>
<b>11. Gurdaspur</b>								
1	Qadian	0	0	0	0	0	0	0
2	Shri Hargobindpur	0	0	0	0	0	0	0
3	Dina Nagar	0	0	0	0	0	0	0
4	Batala	1	0	0	0	0	0	0
5	Dhariwal	0	0	0	0	0	0	0
6	Dera Baba Nanak	0	0	0	0	0	0	0
7	Gurdaspur	1	0	0	0	0	0	1
8	Fatehgarh Churian	0	0	0	0	0	0	0
	<b>Sub-Total</b>	<b>2</b>	<b>0</b>	<b>0</b>	<b>0</b>	<b>0</b>	<b>0</b>	<b>1</b>
<b>12. Faridkot</b>								
1	Faridkot	1	1	1	1	1	1	0
2	Kotkapura	1	0	0	1	1	0	0
3	Jaitu	1	0	0	0	0	0	0
	<b>Sub-Total</b>	<b>3</b>	<b>1</b>	<b>1</b>	<b>2</b>	<b>2</b>	<b>1</b>	<b>0</b>
<b>13. Shri Muktsar Sahib</b>								
1	Gidderbaha	1	1	1	1	1	0	0
2	Bariwala	0	0	0	0	0	0	1
3	Malout	1	1	1	1	1	0	0
4	Shri Muktsar Sahib	1	0	1	2	2	0	0
	<b>Sub-Total</b>	<b>3</b>	<b>2</b>	<b>3</b>	<b>4</b>	<b>4</b>	<b>0</b>	<b>1</b>
<b>14. Moga</b>								
1	Dharamkot	0	0	0	0	0	0	0
2	Badhni Kalan	0	0	0	0	0	0	0
3	Bagha Purana	1	0	0	0	0	0	0
4	Moga	3	0	2	0	1	0	0
5	Nihal Singh Wala	0	0	0	0	0	0	0
6	Kot Ise Khan	0	0	0	0	0	0	0
	<b>Sub-Total</b>	<b>4</b>	<b>0</b>	<b>2</b>	<b>0</b>	<b>1</b>	<b>0</b>	<b>0</b>
<b>15. Rupnagar</b>								
1	Rupnagar	3	1	2	1	1	1	0
2	Morinda	1	0	1	0	0	0	0
3	Anadpur Sahib	1	0	0	1	1	1	0
4	Nangal	0	2	4	1	1	2	0
5	Chamkaur Sahib	1	0	0	0	0	0	0
6	Shri Kiratpur Sahib	0	0	0	0	0	0	0
	<b>Sub-Total</b>	<b>6</b>	<b>3</b>	<b>7</b>	<b>3</b>	<b>3</b>	<b>4</b>	<b>0</b>
<b>16. Sahibzada Ajit Singh Nagar</b>								
1	S.A.S. Nagar	3	2	2	2	2	0	6
2	Kurali	1	0	0	0	0	0	0
3	Kharar	1	0	1	0	0	0	0
4	Dera Bassi	1	0	1	0	0	0	0
5	Zirakpur	0	0	0	0	0	0	0
6	Naya-Gaon	0	0	0	0	0	0	0
7	Banur	1	0	1	0	0	0	0
8	Lalru	1	0	0	0	0	0	0
	<b>Sub-Total</b>	<b>8</b>	<b>2</b>	<b>5</b>	<b>2</b>	<b>2</b>	<b>0</b>	<b>6</b>

SN/ Name of the District	Name of the Municipality/ Municipal Corpn.	Sports Stadium	Swimming Pool	Basketball Court	Table Tennis Hall	Badminton Hall	Lawn Tennis Court	Others
1/2	3	4	5	6	7	8	9	10
<b>17. Bathinda</b>								
1	Bathinda	8	5	4	5	6	0	0
2	Bhucho	0	0	1	0	0	0	0
3	Goniana	0	0	2	0	0	0	0
4	Kot Fattah	0	0	0	0	0	0	0
5	Maur	0	0	2	1	0	0	0
6	Rama	0	1	1	0	0	0	0
7	Rampura Phool	1	0	1	0	1	0	0
8	Sangat	0	0	1	0	0	0	0
9	Talwandi Sabo	3	0	4	0	0	0	0
10	Bhgta	1	0	0	0	0	1	0
11	Kot Shamir	0	0	0	0	0	0	0
12	Lehra Mohabbat	0	0	0	0	0	0	0
13	Nathana	0	0	0	0	0	0	0
14	Chowke	1	0	0	0	0	0	0
15	Rampura	0	0	0	0	0	0	0
16	Balianwali	1	0	0	0	0	0	0
17	Mandi Kalan	0	0	0	0	0	0	0
18	Maluka	0	0	0	0	0	0	0
19	Bhai Rupa	0	0	0	0	0	0	0
20	Kotha Guru	0	0	0	0	0	0	0
21	Mehraj	1	0	0	0	0	0	0
	<b>Sub-Total</b>	<b>16</b>	<b>6</b>	<b>16</b>	<b>6</b>	<b>7</b>	<b>1</b>	<b>0</b>
<b>18. Jalandhar</b>								
1	Adampur	1	0	1	0	0	0	0
2	Alawalpur	0	0	1	0	0	0	0
3	Jalandhar	7	2	2	1	2	2	0
4	Kartarpur	0	0	1	0	0	0	0
5	Nakodar	1	0	1	0	1	0	0
6	Noor Mahal	1	0	1	0	0	0	0
7	Philaur	0	0	1	0	1	0	0
8	Shahkot	0	0	1	0	0	0	0
9	Goraya	0	0	1	0	1	0	0
10	Bhoggpur	0	0	1	0	0	0	0
11	Lohian Khas	0	0	1	0	0	0	0
12	Mehatpur	0	0	0	0	0	0	0
	<b>Sub-Total</b>	<b>10</b>	<b>2</b>	<b>12</b>	<b>1</b>	<b>5</b>	<b>2</b>	<b>0</b>
<b>19. Sangrur</b>								
1	Malerkotla	1	1	0	0	1	0	0
2	Sangrur	1	3	2	0	1	1	0
3	Sunam	1	1	1	0	1	0	0
4	Dhuri	1	0	0	1	1	1	0
5	Longowal	0	0	0	0	0	0	0
6	Ahmedgarh	1	0	0	0	0	0	0
7	Lehragaga	1	0	0	0	0	0	0
8	Bhiwanigarh	1	0	1	0	0	0	0
9	Khanauri	0	0	0	0	0	0	0
10	Cheema	0	0	0	0	0	0	0
11	Dirba	1	0	0	0	0	0	0
12	Moonak	1	0	1	0	0	0	0
13	Amargarh	1	0	1	0	0	0	0
	<b>Sub-Total</b>	<b>10</b>	<b>5</b>	<b>6</b>	<b>1</b>	<b>4</b>	<b>2</b>	<b>0</b>
<b>20. Barnala</b>								
1	Barnala	1	1	3	1	1	1	0
2	Tapa	0	0	0	0	0	0	0
3	Bhadaur	1	0	0	0	0	0	0
4	Dhanoula	1	0	1	0	1	0	0
5	Handiaya	0	0	2	0	1	0	0
	<b>Sub-Total</b>	<b>3</b>	<b>1</b>	<b>6</b>	<b>1</b>	<b>3</b>	<b>1</b>	<b>0</b>
<b>21. Fazilka</b>								
1	Abohar	2	0	1	0	1	0	0
2	Jalalabad	1	0	0	0	0	0	0
3	Fazilka	1	1	2	0	2	0	0
4	Arni Wala Sheikh Suban	0	0	0	0	0	0	0
	<b>Sub-Total</b>	<b>4</b>	<b>1</b>	<b>3</b>	<b>0</b>	<b>3</b>	<b>0</b>	<b>0</b>
<b>22. Pathankot</b>								
1	Pathankot	0	1	4	0	0	0	0
2	sujanpur	0	0	0	0	0	0	0
	<b>Sub-Total</b>	<b>0</b>	<b>1</b>	<b>4</b>	<b>0</b>	<b>0</b>	<b>0</b>	<b>0</b>
	<b>Grand Total</b>	<b>115</b>	<b>54</b>	<b>134</b>	<b>38</b>	<b>52</b>	<b>32</b>	<b>37</b>

Rest Houses, Dak Bungalows and Dharamshalas

Table No. 22 No. of Rest Houses, Dak Bungalows and Dharamshalas 2014-15

SN/ Name of the District	Name of the Municipality/ Municipal Corpn.	No. of Rest Houses/Dak Bungalows run by					No. of Dharamshalas	
		P.W.D.	Zila Parishad	Market Committee	Sainik Rest Houses	Others	Govt.	Private
1/2	3	4	5	6	7	8	9	10
<b>1. Kapurthala</b>								
1	Kapurthala	1	1	0	1	0	10	4
2	Phagwara	1	0	0	0	0	21	5
3	Sultanpur Lodhi	1	0	0	0	0	3	1
4	Dhilwan	1	0	0	0	1	0	3
5	Begowal	0	0	0	0	0	5	0
6	Bhulath	1	0	1	0	0	2	4
7	Nadala	0	0	0	0	0	0	0
	<b>Sub-Total</b>	<b>5</b>	<b>1</b>	<b>1</b>	<b>1</b>	<b>1</b>	<b>41</b>	<b>17</b>
<b>2. Fatehgarh Sahib</b>								
1	Amlah	0	0	1	0	1	1	0
2	Sirhind	1	1	0	1	0		5
3	Gobindgarh	1	0	1	0	0	0	2
4	Bassi Pathana	0	0	0	0	0	0	4
5	Khamano	0	0	0	0	1	0	2
	<b>Sub-Total</b>	<b>2</b>	<b>1</b>	<b>2</b>	<b>1</b>	<b>2</b>	<b>1</b>	<b>13</b>
<b>3. Mansa</b>								
1	Mansa	1	0	1	0	0	0	8
2	Budhlada	1	0	1	0	0	0	6
3	Bareta	0	0	1	0	0	0	5
4	Bhikki	1	0	0	0	0	0	4
5	Sardulgarh	0	0	0	0	0	0	3
6	Boha	0	0	0	0	0	0	0
	<b>Sub-Total</b>	<b>3</b>	<b>0</b>	<b>3</b>	<b>0</b>	<b>0</b>	<b>0</b>	<b>26</b>
<b>4. Firozpur</b>								
1	Firozpur	0	1	1	0	1	0	3
2	Talwandi Bhai	0	0	1	0	0	0	5
3	Zira	1	1	8	1	8	2	15
4	Guru Har Sahai	0	0	1	0	1	0	5
5	Makhu	0	0	1	0	1	0	0
6	Mudakki	0	0	0	0	3	0	0
7	Malanwali khas	0	0	1	0	0	0	1
8	Mamdot	0	0	0	0	1	0	2
	<b>Sub-Total</b>	<b>1</b>	<b>2</b>	<b>13</b>	<b>1</b>	<b>15</b>	<b>2</b>	<b>31</b>
<b>5. Ludhiana</b>								
1	Ludhiana	1	1	0	0	3	4	60
2	Samrala	0	0	1	1	1	0	5
3	Khanna	1	0	1	0	0	0	2
4	Doraha	1	0	0	0	0	0	1
5	Jagraon	1	0	0	0	0	0	0
6	Raikot	1	0	1	0	0	0	0
7	Mulanpur	0	0	0	0	0	4	0
8	Payal	0	0	0	0	0	0	0
9	Machhiwara	0	1	1	0	0	7	1
10	Maloud	0	0	0	0	0	0	4
11	Sahnewal	0	0	1	0	0	6	0
	<b>Sub-Total</b>	<b>5</b>	<b>2</b>	<b>5</b>	<b>1</b>	<b>4</b>	<b>21</b>	<b>73</b>
<b>6. Patiala</b>								
1	Ghagga	0	0	0	0	0	0	5
2	Bhadson	0	0	1	0	0	0	0
3	Ghanaur	0	0	1	0	0	0	3
4	Nabha	1	0	1	0	0	0	10
5	Patiala	1	1	1	1	6	0	0
6	Patran	0	0	1	0	0	0	3
7	Rajpura	1	0	1	1	0	0	0
8	Samana	0	0	1	0	1	0	4
9	Sanaur	0	0	1	0	0	0	0
	<b>Sub-Total</b>	<b>3</b>	<b>1</b>	<b>8</b>	<b>2</b>	<b>7</b>	<b>0</b>	<b>25</b>
<b>7. Amritsar</b>								
1	Amritsar	2	1	3	1	3	0	28
2	Jandiala	0	0	0	0	0	0	0
3	Ramdas	0	0	0	0	0	0	0
4	Majitha	0	0	0	0	0	0	0
5	Rayya	0	0	0	0	0	0	0
6	Raja Sansi	0	0	0	0	0	0	0
7	Ajnala	1	0	1	0	0	3	0
	<b>Sub-Total</b>	<b>3</b>	<b>1</b>	<b>4</b>	<b>1</b>	<b>3</b>	<b>3</b>	<b>28</b>



SN/ Name of the District	Name of the Municipality/ Municipal Corpn.	No. of Rest Houses/Dak Bungalows run by					No. of Dharamshalas	
		P.W.D.	Zila Parishad	Market Committee	Sainik Rest Houses	Others	Govt.	Private
1/2	3	4	5	6	7	8	9	10
<b>8. Tarn Taran</b>								
1	Tarn Taran	1	1	1	0	0	0	0
2	Patti	1	0	1	0	0	0	0
3	Khemkaran	0	0	1	0	0	0	0
4	Bhikhiwind	0	0	0	0	0	0	0
	<b>Sub-Total</b>	<b>2</b>	<b>1</b>	<b>3</b>	<b>0</b>	<b>0</b>	<b>0</b>	<b>0</b>
<b>9. Hoshiarpur</b>								
1	Sham Churasi	0	0	0	0	0	0	0
2	Hoshiarpur	1	1	1	1	0	0	5
3	Haryana	0	0	0	0	1	0	1
4	Gardhiwal	0	0	0	0	1	0	1
5	Garh Shankar	1	0	0	0	1	0	1
6	Tanda	1	0	1	0	1	0	1
7	Dasuya	1	1	1	0	1	0	2
8	Mukerian	1	0	0	0	0	0	1
9	Mahilpur	1	0	0	0	0	0	0
10	Talwara	0	0	0	0	2	0	8
	<b>Sub-Total</b>	<b>6</b>	<b>2</b>	<b>3</b>	<b>1</b>	<b>7</b>	<b>0</b>	<b>20</b>
<b>10. Shaheed Bhagat Singh Nagar</b>								
1	Nawan Shehar	0	0	0	0	0	0	0
2	Banga	0	0	0	0	0	0	0
3	Balachaur	1	0	0	0	0	0	0
4	Rahon	0	0	0	0	0	0	0
	<b>Sub-Total</b>	<b>1</b>	<b>0</b>	<b>0</b>	<b>0</b>	<b>0</b>	<b>0</b>	<b>0</b>
<b>11. Gurdaspur</b>								
1	Qadian	1	0	0	0	0	3	0
2	Shri Hargobindpur	1	0	0	0	0	3	0
3	Dina Nagar	0	0	0	0	0	4	0
4	Batala	1	0	1	0	0	5	0
5	Dhariwal	0	0	0	0	1	7	0
6	Dera Baba Nanak	1	0	0	0	0	4	0
7	Gurdaspur	1	0	1	1	2	15	0
8	Fatehgarh Churian	0	0	0	0	0	3	0
	<b>Sub-Total</b>	<b>5</b>	<b>0</b>	<b>2</b>	<b>1</b>	<b>3</b>	<b>44</b>	<b>0</b>
<b>12. Faridkot</b>								
1	Faridkot	1	0	1	1	1	0	18
2	Kotkapura	0	0	0	0	2	7	33
3	Jaitu	0	0	0	0	1	0	24
	<b>Sub-Total</b>	<b>1</b>	<b>0</b>	<b>1</b>	<b>1</b>	<b>4</b>	<b>7</b>	<b>75</b>
<b>13. Shri Muktsar Sahib</b>								
1	Gidderbaha	1	0	1	0	1	0	8
2	Bariwala	0	0	1	0	0	0	12
3	Malout	0	0	1	0	1	0	0
4	Shri Muktsar Sahib	1	1	1	0	0	0	12
	<b>Sub-Total</b>	<b>2</b>	<b>1</b>	<b>4</b>	<b>0</b>	<b>2</b>	<b>0</b>	<b>32</b>
<b>14. Moga</b>								
1	Dharamkot	0	0	1	0	1	0	8
2	Badhni Kalan	0	0	1	0	0	0	8
3	Bagha Purana	0	0	1	0	0	0	2
4	Moga	1	1	1	0	1	0	11
5	Nihal Singh Wala	0	0	1	0	0	0	0
6	Kot Ise Khan	0	0	1	0	0	0	0
	<b>Sub-Total</b>	<b>1</b>	<b>1</b>	<b>6</b>	<b>0</b>	<b>2</b>	<b>0</b>	<b>29</b>
<b>15. Rupnagar</b>								
1	Rupnagar	1	1	1	1	3	0	0
2	Morinda	1	0	0	0	0	0	5
3	Shri Anandpur Sahib	1	0	0	0	6	0	0
4	Nangal	0	0	0	0	7	0	0
5	Chamkaur Sahib	1	0	1	0	0	1	2
6	Shri Kiratpur Sahib	0	0	0	0	0	0	0
	<b>Sub-Total</b>	<b>4</b>	<b>1</b>	<b>2</b>	<b>1</b>	<b>16</b>	<b>1</b>	<b>7</b>
<b>16. Sahibzada Ajit Singh Nagar</b>								
1	S.A.S. Nagar	0	0	0	0	1	1	3
2	Kurali	1	0	1	0	0	5	5
3	Kharar	1	1	1	0	1	0	6
4	Dera Bassi	0	0	1	0	0	0	8
5	Zirakpur	0	0	0	0	0	12	0
6	Naya-Gaon	1	0	0	0	0	12	0
7	Banur	1	0	1	0	0	16	6
8	Lalru	0	0	0	0	0	0	2
	<b>Sub-Total</b>	<b>4</b>	<b>1</b>	<b>4</b>	<b>0</b>	<b>2</b>	<b>46</b>	<b>30</b>

SN/ Name of the District	Name of the Municipality/ Municipal Corpn.	No. of Rest Houses/Dak Bungalows run by					No. of Dharamshalas	
		P.W.D.	Zila Parishad	Market Committee	Sainik Rest Houses	Others	Govt.	Private
1/2	3	4	5	6	7	8	9	10
<b>17. Bathinda</b>								
1	Bathinda	0	1	0	1	0	0	0
2	Bhucho	0	0	1	0	0	2	7
3	Goniana	0	0	0	0	0	0	0
4	Kot Fattah	0	0	0	0	0	0	0
5	Maur	0	0	0	0	0	0	0
6	Rama	0	0	1	0	0	0	0
7	Rampura Phool	0	0	0	0	0	0	0
8	Sangat	0	0	0	0	0	0	0
9	Talwandi Sabo	0	0	1	0	0	0	0
10	Bhgta	0	0	1	0	0	0	0
11	Kot Shamir	0	0	0	0	0	0	0
12	Lehra Mohabbat	0	0	0	0	0	0	0
13	Nathana	0	0	0	0	0	0	0
14	Chowke	0	0	0	0	0	0	0
15	Rampura	0	0	0	0	0	0	0
16	Balianwali	0	0	0	0	0	0	0
17	Mandi Kalan	0	0	0	0	0	0	0
18	Maluka	0	0	0	0	0	0	0
19	Bhai Rupa	0	0	0	0	0	0	0
20	Kotha Guru	0	0	0	0	0	0	0
21	Mehraj	0	0	0	0	0	0	0
	<b>Sub-Total</b>	<b>0</b>	<b>1</b>	<b>4</b>	<b>1</b>	<b>0</b>	<b>2</b>	<b>7</b>
<b>18. Jalandhar</b>								
1	Adampur	1	0	0	0	0	0	0
2	Alawalpur	0	0	0	0	0	0	0
3	Jalandhar	2	3	0	1	1	0	3
4	Kartarpur	0	0	0	0	0	0	0
5	Nakodar	1	0	0	0	0	0	0
6	Noor Mahal	1	0	0	0	0	0	0
7	Philaur	1	0	1	0	1	1	0
8	Shahkot	1	0	1	0	0	1	0
9	Goraya	0	0	0	0	1	0	0
10	Bhogpur	1	0	0	0	0	0	0
11	Lohian Khas	0	1	0	0	1	0	0
12	Mehatpur	1	0	0	0	0	0	0
	<b>Sub-Total</b>	<b>9</b>	<b>4</b>	<b>2</b>	<b>1</b>	<b>4</b>	<b>2</b>	<b>3</b>
<b>19. Sangrur</b>								
1	Malerkotla	1	0	0	0	0	0	4
2	Sangrur	1	1	1	1	0	0	3
3	Sunam	1	0	1	0	0	0	4
4	Dhuri	0	0	1	0	1	0	3
5	Longowal	0	0	0	0	0	0	3
6	Ahmedgarh	0	0	0	0	0	0	2
7	Lehragaga	1	0	1	0	0	0	1
8	Bhiwanigarh	0	0	0	0	0	0	2
9	Khanauri	0	0	0	0	1	0	1
10	Cheema	0	0	0	0	0	0	1
11	Dirba	0	0	0	0	0	0	2
12	Moonak	0	0	1	0	0	0	1
13	Amargarh	0	0	0	0	0	0	1
	<b>Sub-Total</b>	<b>4</b>	<b>1</b>	<b>5</b>	<b>1</b>	<b>2</b>	<b>0</b>	<b>28</b>
<b>20. Barnala</b>								
1	Barnala	1	0	1	0	0	0	10
2	Tapa	0	0	0	0	0	0	5
3	Bhadaur	0	0	0	0	0	0	5
4	Dhanoula	0	0	0	0	0	0	4
5	Handiaya	0	0	0	0	0	0	2
	<b>Sub-Total</b>	<b>1</b>	<b>0</b>	<b>1</b>	<b>0</b>	<b>0</b>	<b>0</b>	<b>26</b>
<b>21. Fazilka</b>								
1	Abohar	0	0	1	0	1	0	0
2	Jalalabad	0	0	1	0	2	2	1
3	Fazilka	1	1	1	0	1	0	4
4	Arni Wala Sheikh Suban	0	0	0	0	0	0	0
	<b>Sub-Total</b>	<b>1</b>	<b>1</b>	<b>3</b>	<b>0</b>	<b>4</b>	<b>2</b>	<b>5</b>
<b>22. Pathankot</b>								
1	Pathankot	1	1	1	0	1	0	3
2	sujanpur	0	0	0	0	0	0	0
	<b>Sub-Total</b>	<b>1</b>	<b>1</b>	<b>1</b>	<b>0</b>	<b>1</b>	<b>0</b>	<b>3</b>
	<b>Grand Total</b>	<b>64</b>	<b>23</b>	<b>77</b>	<b>14</b>	<b>79</b>	<b>172</b>	<b>478</b>

**Facilities of Petrol/Diesel Filling Stations and Gas Agencies**  
**Table No. 23 No. of Filling Stations of Petrol/Diesel, Gas Agencies and Gas Connections 2014-15**

SN/ Name of the District	Name of the Municipality/ Municipal Corpn.	No. of Filling Stations		No. of Gas Agencies	No. of Gas Connections
		Petrol	Diesel		
1/2	3	4	5	6	7
<b>1. Kapurthala</b>					
1	Kapurthala	7	7	5	82864
2	Phagwara	6	6	5	91223
3	Sultanpur Lodhi	2	2	2	21725
4	Dhilwan	1	1	0	0
5	Begowal	2	2	1	3686
6	Bhulath	1	1	0	0
7	Nadala	1	1	1	22691
	<b>Sub-Total</b>	<b>20</b>	<b>20</b>	<b>14</b>	<b>222189</b>
<b>2. Fatehgarh Sahib</b>					
1	Amlah	5	5	1	4060
2	Sirhind	8	8	2	14357
3	Gobindgarh	6	6	3	32666
4	Bassi Pathana	4	3	1	4932
5	Khamano	1	1	0	5105
	<b>Sub-Total</b>	<b>24</b>	<b>23</b>	<b>7</b>	<b>61120</b>
<b>3. Mansa</b>					
1	Mansa	3	3	5	44685
2	Budhlada	8	7	1	11038
3	Bareta	5	5	1	12125
4	Bhikhi	2	2	0	5200
5	Sardulgarh	5	5	1	13785
6	Boha	0	0	0	0
	<b>Sub-Total</b>	<b>23</b>	<b>22</b>	<b>8</b>	<b>86833</b>
<b>4. Firozpur</b>					
1	Firozpur	10	10	5	71225
2	Talwandi Bhai	4	4	1	9919
3	Zira	5	5	2	22652
4	Guru Har Sahai	5	5	1	17757
5	Makhu	5	5	1	10506
6	Mudakki	3	3	1	2776
7	Malanwali khas	5	5	1	13123
8	Mamdot	4	4	1	5000
	<b>Sub-Total</b>	<b>41</b>	<b>41</b>	<b>13</b>	<b>152958</b>
<b>5. Ludhiana</b>					
1	Ludhiana	76	76	43	634387
2	Samrala	4	4	1	22683
3	Khanna	11	11	5	58312
4	Doraha	4	4	1	14168
5	Jagraon	24	24	4	98745
6	Raikot	11	11	1	30347
7	Mulanpur	5	5	1	14593
8	Payal	3	3	2	18937
9	Machhiwara	4	4	1	14742
10	Maloud	3	3	0	1229
11	Sahnewal	3	3	2	29842
	<b>Sub-Total</b>	<b>148</b>	<b>148</b>	<b>61</b>	<b>937985</b>
<b>6. Patiala</b>					
1	Ghagga	1	1	0	0
2	Bhadson	0	0	0	0
3	Ghanaur	1	1	0	0
4	Nabha	6	6	3	25622
5	Patiala	22	22	16	149283
6	Patran	3	3	1	7793
7	Rajpura	6	6	2	28221
8	Samana	3	3	2	16864
9	Sanaur	2	2	1	5602
	<b>Sub-Total</b>	<b>44</b>	<b>44</b>	<b>25</b>	<b>233385</b>
<b>7. Amritsar</b>					
1	Amritsar	34	31	32	316120
2	Jandiala	5	5	1	13508
3	Ramdas	0	0	0	0
4	Majitha	2	2	1	12740
5	Rayya	3	3	1	11111
6	Raja Sansi	2	2	1	2120
7	Ajnala	2	2	1	202340
	<b>Sub-Total</b>	<b>48</b>	<b>45</b>	<b>36</b>	<b>546828</b>
<b>8. Tarn Taran</b>					
1	Tarn Taran	3	3	2	39450
2	Patti	3	3	1	13634
3	Khemkaran	1	1	1	15619
4	Bhikhiwind	2	2	1	22390
	<b>Sub-Total</b>	<b>9</b>	<b>9</b>	<b>5</b>	<b>91093</b>

SN/ Name of the District	Name of the Municipality/ Municipal Corpn.	No. of Filling Stations		No. of Gas Agencies	No. of Gas Connections
		Petrol	Diesel		
1/2	3	4	5	6	7
<b>9. Hoshiarpur</b>					
1	Sham Churasi	2	2	1	2950
2	Hoshiarpur	15	15	10	85000
3	Haryana	1	1	1	4400
4	Gardhiwal	1	1	1	2650
5	Garh Shankar	4	4	1	29100
6	Tanda	3	3	2	24411
7	Dasuya	4	4	1	22670
8	Mukerian	5	5	2	12796
9	Mahilpur	1	1	2	16225
10	Talwara	2	2	2	9656
	<b>Sub-Total</b>	<b>38</b>	<b>38</b>	<b>23</b>	<b>209858</b>
<b>10. Shaheed Bhagat Singh Nagar</b>					
1	Nawan Shehar	1	2	2	19243
2	Banga	3	3	2	2407
3	Balachaur	2	2	1	23121
4	Rahon	2	2	1	12000
	<b>Sub-Total</b>	<b>8</b>	<b>9</b>	<b>6</b>	<b>56771</b>
<b>11. Gurdaspur</b>					
1	Qadian	2	2	1	19000
2	Shri Hargobindpur	0	0	0	0
3	Dina Nagar	2	2	1	15128
4	Batala	8	8	6	71277
5	Dhariwal	3	3	1	30519
6	Dera Baba Nanak	2	2	0	0
7	Gurdaspur	5	5	4	52548
8	Fatehgarh Churian	4	4	1	20010
	<b>Sub-Total</b>	<b>26</b>	<b>26</b>	<b>14</b>	<b>208482</b>
<b>12. Faridkot</b>					
1	Faridkot	6	6	4	46961
2	Kotkapura	6	6	6	56602
3	Jaithu	4	4	1	15987
	<b>Sub-Total</b>	<b>16</b>	<b>16</b>	<b>11</b>	<b>119550</b>
<b>13. Shri Muktsar Sahib</b>					
1	Gidderbaha	7	7	2	14531
2	Bariwala	1	1	0	0
3	Malout	9	9	2	43790
4	Shri Muktsar Sahib	13	13	2	29310
	<b>Sub-Total</b>	<b>30</b>	<b>30</b>	<b>6</b>	<b>87631</b>
<b>14. Moga</b>					
1	Dharamkot	3	3	1	2706
2	Badhni Kalan	3	3	1	2335
3	Bagha Purana	3	3	1	26152
4	Moga	18	18	6	102200
5	Nihal Singh Wala	2	2	2	5630
6	Kot Ise Khan	2	2	2	2703
	<b>Sub-Total</b>	<b>31</b>	<b>31</b>	<b>13</b>	<b>141726</b>
<b>15. Rupnagar</b>					
1	Rupnagar	4	4	4	38886
2	Morinda	3	3	1	21511
3	Shri Anandpur Sahib	2	2	2	17990
4	Nangal	3	3	4	36435
5	Chamkaur Sahib	3	3	1	14469
6	Shri Kiratpur Sahib	0	0	0	0
	<b>Sub-Total</b>	<b>15</b>	<b>15</b>	<b>12</b>	<b>129291</b>
<b>16. Sahibzada Ajit Singh Nagar</b>					
1	S.A.S. Nagar	12	12	6	100249
2	Kurahi	3	3	2	39673
3	Kharar	3	3	2	26060
4	Dera Bassi	4	3	4	39095
5	Zirakpur	8	8	2	29746
6	Naya-Gaon	0	0	0	0
7	Banur	3	2	2	2406
8	Lalru	5	1	1	5451
	<b>Sub-Total</b>	<b>38</b>	<b>32</b>	<b>19</b>	<b>242680</b>
<b>17. Bathinda</b>					
1	Bathinda	13	12	14	145230
2	Bhucho	3	3	1	77727
3	Goniana	3	3	2	32586
4	Kot Fattah	2	2	0	0
5	Maur	3	3	2	29164
6	Rama	3	3	1	22936
7	Rampura Phool	3	3	1	13279
8	Sangat	1	1	1	16024
9	Talwandi Sabo	3	3	1	14538
10	Bhgta	4	4	1	12293
11	Kot Shamir	2	2	1	1007
12	Lehra Mohabbat	3	3	1	779
13	Nathana	2	2	1	9719
14	Chowke	1	1	0	0
15	Rampura	4	4	1	13939
16	Balianwali	2	2	0	0
17	Mandi Kalan	1	1	0	0
18	Maluka	2	2	0	0
19	Bhai Rupa	3	3	0	0
20	Kotha Guru	2	2	0	0
21	Mehraj	2	2	0	0
	<b>Sub-Total</b>	<b>62</b>	<b>61</b>	<b>28</b>	<b>389221</b>

SN/ Name of the District	Name of the Municipality/ Municipal Corpn.	No. of Filling Stations		No. of Gas Agencies	No. of Gas Connections
		Petrol	Diesel		
1/2	3	4	5	6	7
<b>18. Jalandhar</b>					
1	Adampur	3	3	1	11257
2	Alawalpur	1	1	1	10454
3	Jalandhar	21	21	20	216000
4	Kartarpur	2	2	2	18143
5	Nakodar	5	5	1	12407
6	Noor Mahal	4	4	1	16987
7	Philaur	3	3	2	64622
8	Shahkot	3	3	1	9692
9	Goraya	2	2	2	27971
10	Bhogpur	1	1	1	25592
11	Lohian Khas	2	2	1	2245
12	Mehatpur	4	4	1	0
	<b>Sub-Total</b>	<b>51</b>	<b>51</b>	<b>34</b>	<b>415370</b>
<b>19. Sangrur</b>					
1	Malerkotla	13	13	2	25279
2	Sangrur	14	14	4	27429
3	Sunam	12	12	2	20454
4	Dhuri	7	7	2	24000
5	Longowal	4	4	2	4253
6	Ahmedgarh	6	6	2	9068
7	Lehragaga	4	4	0	5529
8	Bhiwanigarh	3	3	1	5934
9	Khanauri	1	1	1	2696
10	Cheema	2	2	1	3221
11	Dirba	5	5	1	3199
12	Moonak	2	2	1	3427
13	Amargarh	1	1	1	1475
	<b>Sub-Total</b>	<b>74</b>	<b>74</b>	<b>20</b>	<b>135964</b>
<b>20. Barnala</b>					
1	Barnala	7	6	4	29452
2	Tapa	2	3	1	12637
3	Bhadaur	2	3	1	4015
4	Dhanoula	2	2	1	12645
5	Handiaya	2	2	0	1754
	<b>Sub-Total</b>	<b>15</b>	<b>16</b>	<b>7</b>	<b>60503</b>
<b>21. Fazilka</b>					
1	Abohar	10	10	4	43255
2	Jalalabad	3	3	1	22395
3	Fazilka	8	8	4	31525
4	Arni Wala Sheikh Suban	0	0	0	0
	<b>Sub-Total</b>	<b>21</b>	<b>21</b>	<b>9</b>	<b>97175</b>
<b>22. Pathankot</b>					
1	Pathankot	12	12	7	90778
2	sujanpur	8	8	1	2090
	<b>Sub-Total</b>	<b>20</b>	<b>20</b>	<b>8</b>	<b>92868</b>
	<b>Grand Total</b>	<b>802</b>	<b>792</b>	<b>379</b>	<b>4719481</b>