



**GOVERNMENT OF PUNJAB**

**(INDIA)**

**MUNICIPAL STATISTICS - PUNJAB**

**2013-14**

**ECONOMIC ADVISER TO GOVERNMENT PUNJAB**

**CHANDIGARH**

## CONTENTS

Chapter/ Table No.	Particulars	Page No.
	<b>An Overview of Municipal Statistics - Punjab</b>	I - VII
<b>I</b>	<b>Area and Population</b>	
1	Geographical Position, Area and Population	1 - 3
<b>II</b>	<b>Vital and Health Statistics</b>	
2	Live Births, Deaths and Infant Deaths	4 - 6
3	Number of Deaths by Causes	7 - 9
4	No. of Allopathic Hospitals, Dispensaries and Other Clinics (Government)	10 -12
4.1	No. of Allopathic Hospitals, Dispensaries and Other Clinics (Municipal)	13 -15
4.2	No. of Allopathic Hospitals, Dispensaries and Other Clinics (Other Aided)	16 -18
4.3	No. of Ayurvedic/Unani Hospitals, Dispensaries and Other Facilities (Government)	19 - 21
4.4	No. of Homeopathic Hospitals, Dispensaries and Other Facilities (Government)	22 - 24
5	Number of Beds and Patients treated in Hospitals	25 - 29
6	No. of Medical Personnel and their Salaries (Allopathic Institutions)	30 - 34
6.1	No. of Medical Personnel and their Salaries (Ayurvedic and Homeopathic Institutions -Government)	35 - 39
<b>III</b>	<b>Education and Cultural Statistics</b>	
7	No. of Educational Institutions, Scholars, Teachers and their Salaries (Central Govt. Institutions) – SCHOOLS	40 - 44
7.1	No. of Educational Institutions, Scholars, Teachers and their Salaries (Central Govt. Institutions) - COLLEGES	45 - 50
7.2	No. of Educational Institutions, Scholars, Teachers and their Salaries (State Govt. Institutions) – SCHOOLS	51 – 55
7.3	No. of Educational Institutions, Scholars, Teachers and their Salaries (State Govt. Institutions) – COLLEGES	56 - 60
7.4	No. of Educational Institutions Scholars, Teachers and their Salaries (Municipal Institutions) – SCHOOLS	61 – 65
7.5	No. of Educational Institutions, Scholars, Teachers and their Salaries (Municipal Institutions) – COLLEGES	66 – 71

7.6	No. of Educational Institutions, Scholars, Teachers and their Salaries (Other Aided Institutions)–SCHOOLS	72 – 76
7.7	No. of Educational Institutions Scholars, Teachers and their Salaries (Other Aided Institutions) – COLLEGES	77 – 81
8	Libraries and Reading Rooms	82 – 84
9	Number of Cinema Houses	85 – 87
10	Number of Newspapers and Periodicals	88 – 93
<b>IV</b>	<b>Public Utilities</b>	
11	Public Water Supply	94-97
12	Fire Service, Fire Fighting Equipments and Calls Attended	98-100
<b>V</b>	<b>Housing and Construction</b>	
13	Tax Demand on Buildings	101-105
<b>VI</b>	<b>Finances of Municipalities</b>	
14	District-wise Income & Expenditure of Municipalities	106-108
<b>VII</b>	<b>Transport and Communication</b>	
15	Length of Different Types of Roads in the Municipal Area (Kms.)	109-111
16	No. of Post Offices, Telegraph Offices, Telephone Connections and Public Call Offices in Municipal Area	112-114
<b>VIII</b>	<b>Employment in Municipalities</b>	
17	Category-wise Employment and Emoluments	115-119
<b>IX</b>	<b>Slaughter Houses</b>	
18	Number and Activity of Slaughter Houses	120-122
<b>X</b>	<b>Banking, Veterinary and Sports Facilities</b>	
19	Number of Banks	123-127
20	Number of Veterinary Hospitals, Dispensaries and Milk Plants	128-130
21	Number of Sports Facilities	131-133
<b>XI</b>	<b>Rest Houses, Bungalows &amp; Dharamshalas</b>	
22.	Number of Rest Houses, Bungalows and Dharamshalas	134-136
<b>XII</b>	<b>Facilities of Petrol, Diesel and Gas Agencies</b>	
23.	Number of Filling Stations of Petrol, Diesel, Gas Agencies and Gas Connections	137-139

## PREFACE

The Municipal Year Book was prepared for the first time in 1970 by Economic & Statistical Organization Punjab. The present document contains very important and detailed information pertaining to 7 Municipal Corporations and 152 Municipal Councils of the state for the year 2013-14. The basic information relating to area and population, vital and health statistics, education and cultural statistics, public utilities, housing and construction, transport and communications, employment in municipal councils, banking facilities, veterinary hospitals, sports facilities, rest houses, number of diesel/petrol filling stations and gas agencies etc. has been incorporated in it. It is hoped that the administrators, town planners and other official and non-official agencies engaged in the formulation of urban development plans will find this publication useful.

Acknowledgement is made to the office of Deputy Economic & Statistical Advisers at district level for the collection of this useful data. The report has been prepared under the guidance and supervision of Smt. Sarbjit kaur, Research officer, and under over all guidance and supervision of Sh. Parminder Singh Walia, Director.

As there is always scope for improvement, suggestions in this regard will be appreciated.

Place: Chandigarh

Dated:

Mohan Lal Sharma

Economic Adviser

**TEAM OF OFFICERS AND STAFF  
ASSOCIATED WITH THE REPORT WORK**

SHRI PARMINDER SINGH WALIA

DIRECTOR

SMT. SARBJIT KAUR

RESEARCH OFFICER

SMT.MANJIT KAUR

INVESTIGATOR

SMT. AMANPREET KAUR

INVESTIGATOR

MR.PARSHANT KAPLISH

STATISTICAL PERSONNEL

MISS. MANDEEP KALSI

STATISTICAL ANAYLIST

## AN OVER VIEW OF MUNICIPAL STATISTICS - PUNJAB

The statistics collected from all the 159 Municipal Corporations/ Councils of Punjab State for the year 2013-14 have been compiled in this report. There are 7 Municipal Corporations i.e. Amritsar, Jalandhar, Ludhiana, Patiala, SAS Nagar, Moga and Bathinda and 152 Municipal Councils. District-wise and Municipal Corporations/ Councils -wise data is given in this publication.

### Procedure

The information contained in this report is collected by the office of Deputy Economic & Statistical Adviser at district headquarter from the Municipal Corporations/ Councils falling in the jurisdiction of the district as per the prescribed Performa. The compilation of data and drafting of report is carried out by Demography Section at the Head office.

## MAIN RESULTS OF THE MUNICIPAL STATISTICS PUNJAB 2013-14

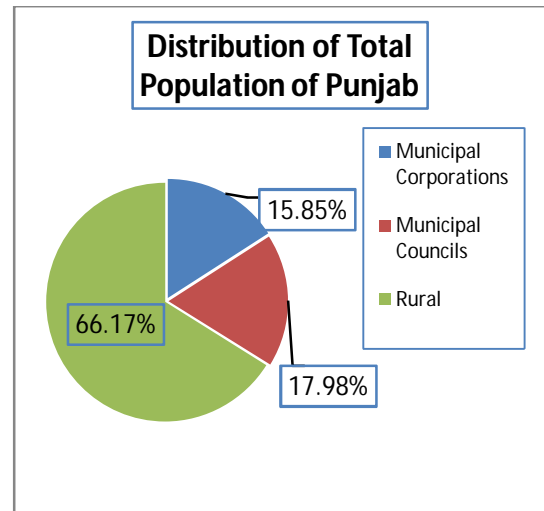
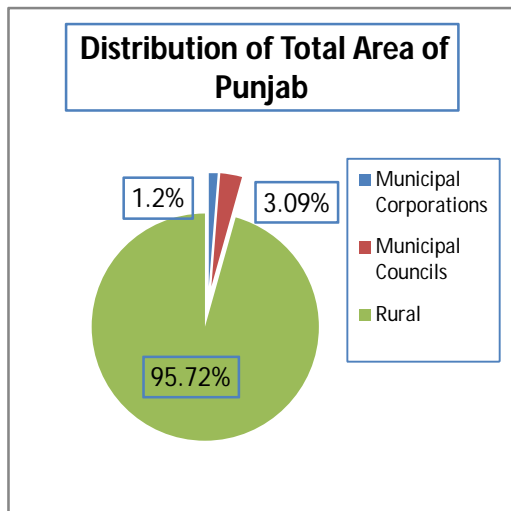
### Area and Population:

Out of total 50,362 sq. km. geographical area of state, the area within Municipal limits is 2157.68 (4.28 percent) sq. km. Out of total area under municipal limits 27.94% area is falling under 7 Municipal Corporations, the state is having population of 9758023 persons living within municipal limits out of which, 46.85% living in 5 Municipal Corporations.

2. Population ranking exhibits Ludhiana corporation is at number one, followed by Amritsar, Jalandhar, Patiala, Bathinda, SAS Nagar and Moga. In Municipal Corporations 7583 persons are living in one sq. km. while in Municipal Councils population per sq. km. is only 3336 and overall 4522 people reside in per sq. km. in municipal area of the State. Area, Population and Density of Population in Municipal Area of Punjab State is shown as under:-

**Table.1.1 Area, Population and Density of Population in Municipal Area of Punjab State**

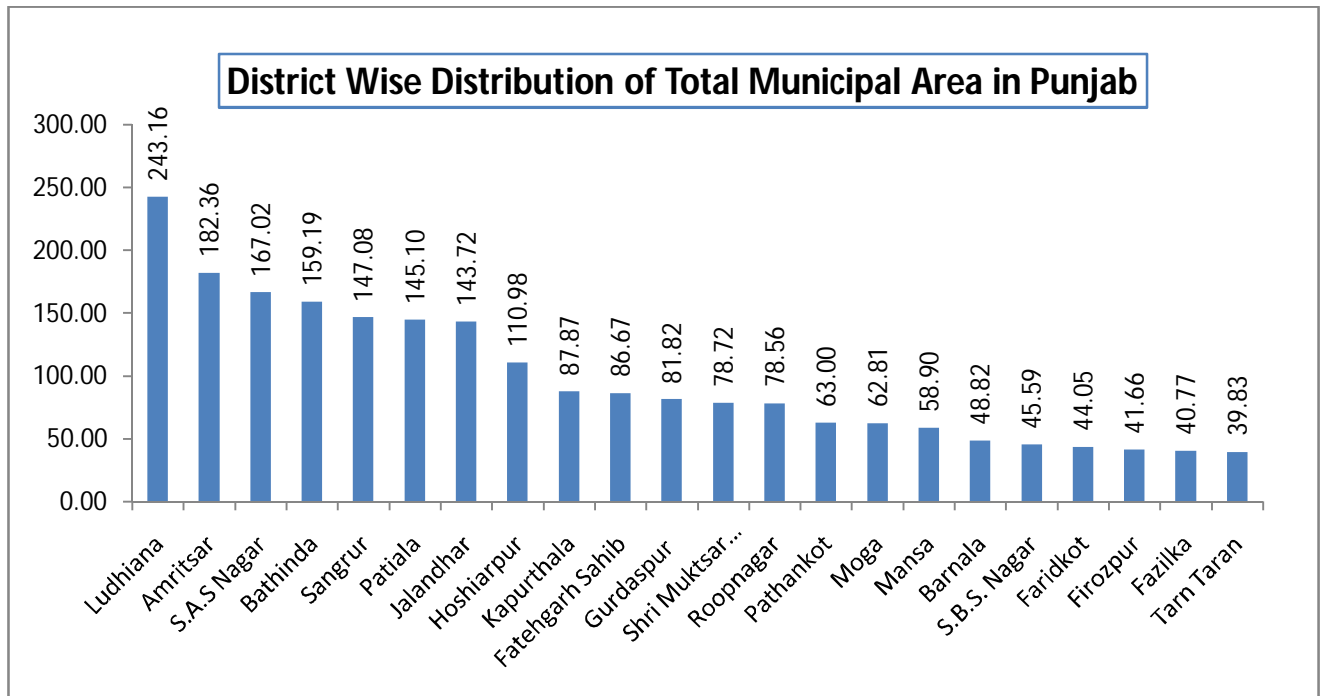
Sr. No.	Item	No.	Area (Sq.Km)	%age to Total Area of Punjab	Population	%age to Total Population of Punjab	Density of Population
1	Municipal Corporations	7	602.80	1.20	4571223	15.85	7583
2	Municipal Councils	152	1554.88	3.09	5186800	17.98	3336
	Total	159	2157.68	4.28	9758023	33.83	4522



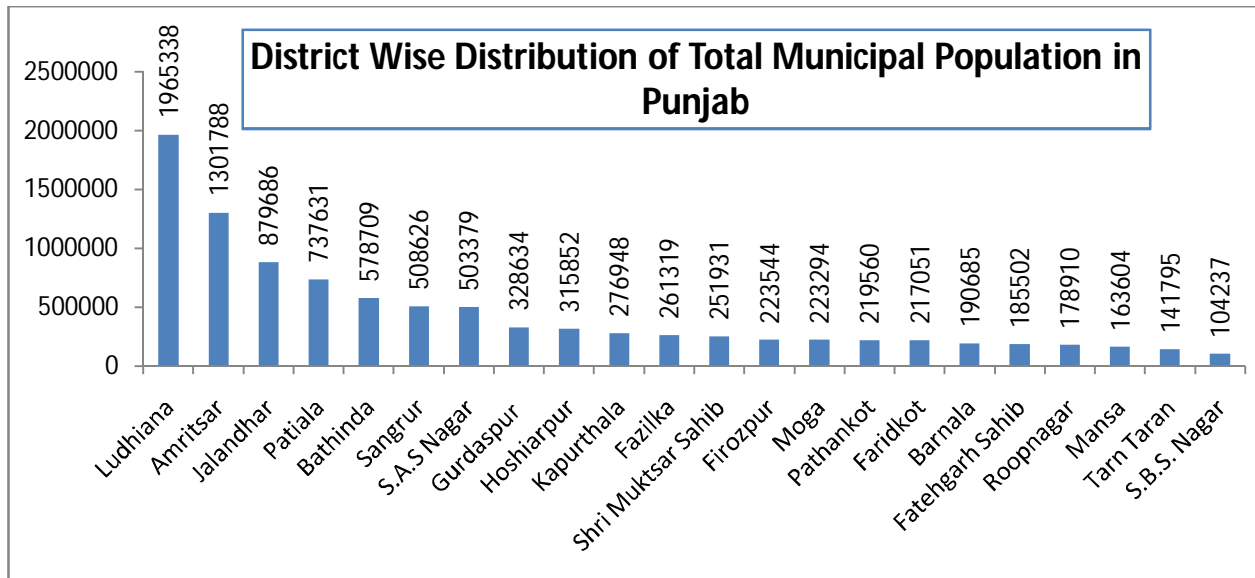
3. Among the corporations Ludhiana has the maximum population (1618879) whereas Moga Municipal Corporation has minimum population (148420) which is 9.17% of the population of Ludhiana municipal Corporation.
4. Among the Municipal corporations Ludhiana has the largest area (159.37 sq.Km) where as the Patiala Municipal corporation has lowest area (23.50 sq. km )which is 14.75% of Ludhiana Municipal Corporation.
5. Among the districts, Ludhiana has the largest area (243.16 sq.km.), where as district Pathankot has the lowest municipal area (39.83 sq. km.) which is 16.38% of the district Ludhiana. At one site, out of total 22 districts, urban area of each district, except Bathinda and Amritsar is less than that of Municipal corporation Ludhiana.
6. Pathankot M.C. has the largest area in the state i.e 49.00 sq.km. followed by Lalru. having 44.00 sq.km.
7. As far as population is concerned district Ludhiana has the largest Urban population, 19.65 lakh followed by Amritsar, 13.02 lakh While Shaheed Bhagat Singh Nagar district has the lowest 1.04 lakh Urban Population.
8. Among the Municipalities Pathankot M.C. has the largest population of 1.90 lac followed by Hoshiarpur M.C. having 1.68 lac.
9. Sangat MC has the lowest Population, 2744 in Punjab.

**Table 1.2 District-wise Ranking of Area and Population within Municipal Limits**

SN	Name of the District	Area	Population
1	Ludhiana	243.16	1965338
2	Amritsar	182.36	1301788
3	S.A.S Nagar	167.02	503379
4	Bathinda	159.19	578709
5	Sangrur	147.08	508626
6	Patiala	145.10	737631
7	Jalandhar	143.72	879686
8	Hoshiarpur	110.98	315852
9	Kapurthala	87.87	276948
10	Fatehgarh Sahib	86.67	185502
11	Gurdaspur	81.82	328634
12	Shri Muktsar Sahib	78.72	251931
13	Roopnagar	78.56	178910
14	Pathankot	63.00	219560
15	Moga	62.81	223294
16	Mansa	58.90	163604
17	Barnala	48.82	190685
18	S.B.S. Nagar	45.59	104237
19	Faridkot	44.05	217051
20	Firozpur	41.66	223544
21	Fazilka	40.77	261319
22	Tarn Taran	39.83	141795

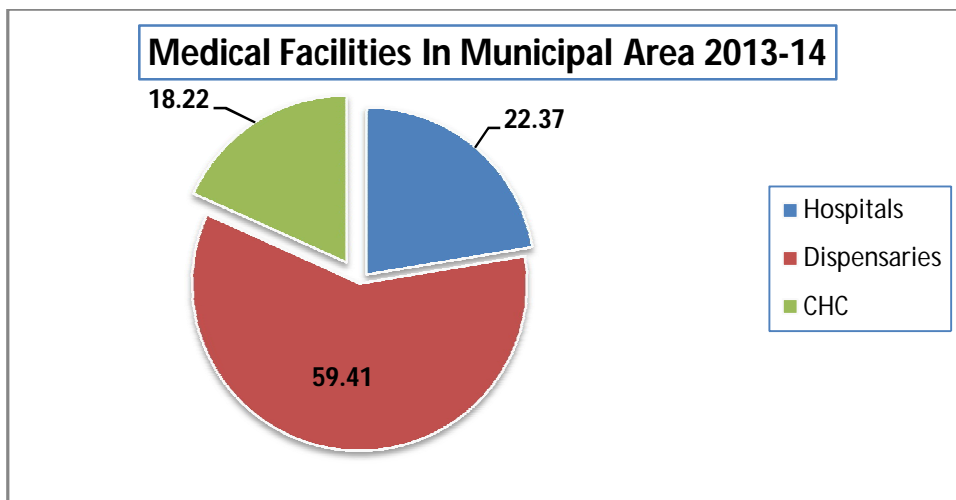






**Vital and Health Statistics:**

- 10. A total number of 183 hospitals, 486 dispensaries, 1951 doctors and 11250 beds were recorded in various types of health institutions existing in municipal limits of the state.
- 11. District-wise highest Percentage of Hospitals (13.11%) were in District Jalandhar followed by Bathinda (10.38%) and Amritsar (8.20%).
- 12. District Pathankot has only 1 Hospital in Municipal Limits.



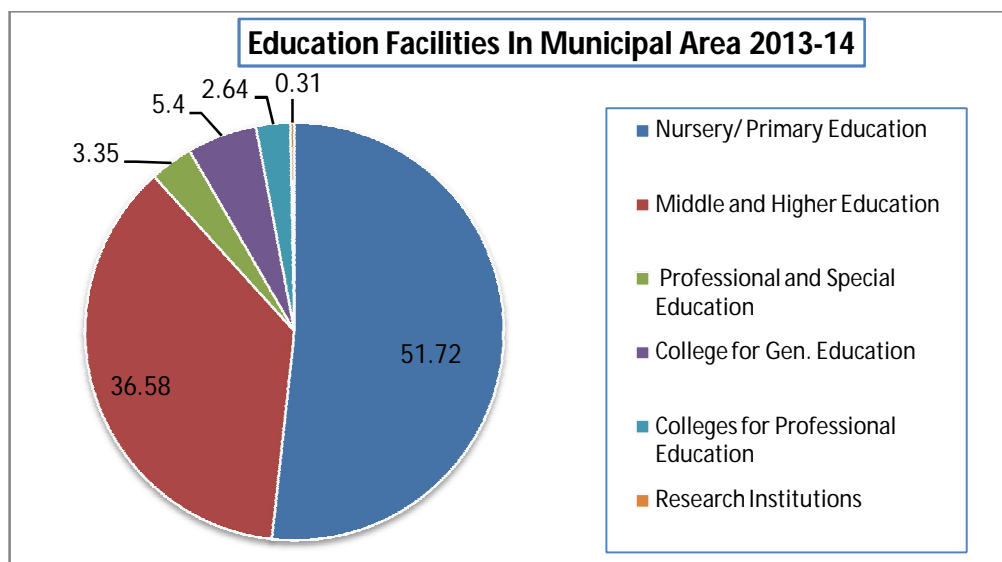
- 13. Highest Percentage of Dispensaries (19.14%) were in district Jalandhar followed by District Ludhiana (14.61%).
- 14. Highest No. of Doctors 451 were posted in District Patiala.

**Education:**

- 15. Total No. of 1158 Nursery/Primary schools, 819 Middle/High/Higher secondary schools and 262 other institutions of Education were recorded in the Municipal limits during 2013-14.

**Table 3.1 Education Facilities in Municipal Urban Area**

SN	Item	Institutions (No.)	Teachers (No.)	Scholars (No.)
1	2	3	4	5
i	Nursery/Primary Schools	1158	4690	208907
ii	Middle, High and Higher Secondary Schools	819	16518	1247383
iii	Schools for Professional and Special Education	75	1149	25825
iv	Colleges for General Education	121	5385	168438
v	Colleges for Professional and Special Education	59	2428	35585
vi	Research Institutions	7	485	3054



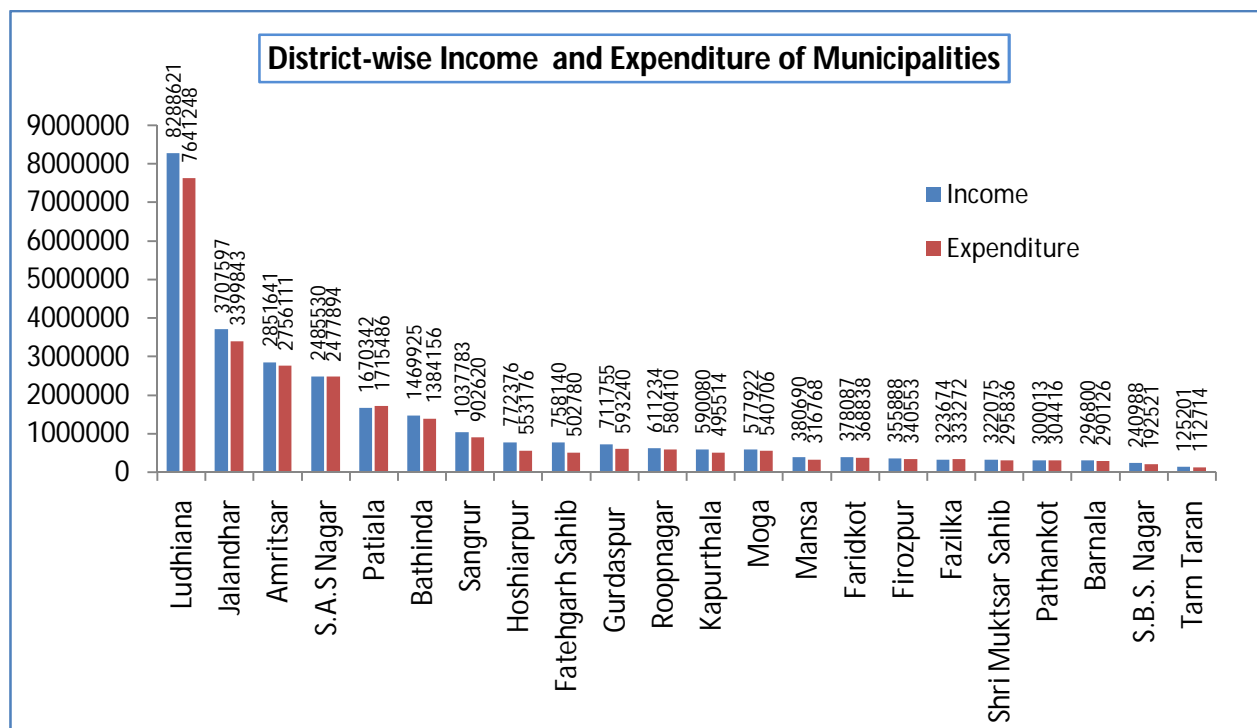
16. Among the Districts, Ludhiana has the maximum (12.13%) of Nursery/Primary schools followed by Jalandhar District (11.80%).
17. District Shri Muktsar Sahib has the lowest (0.26%) of Nursery/Primary schools.
18. Among the Districts, Jalandhar has the maximum (15.01%) of Middle/High/Higher secondary school followed by Ludhiana District (13.55%).
19. District Shri Muktsar Sahib has the lowest (0.61%) of Middle/High/Higher secondary school.

**Income and Expenditure:**

20. During the year 2013-14 total income of Rs. 2825.64 crore and an expenditure of Rs 2609.82 crore was recorded for all the Municipalities of the state during the reference period.

**Table 4.1 District-wise Ranking of Income and Expenditure (Rs.000)**

SN	Name of the District	Income	Expenditure
1	2	3	4
1	Ludhiana	8288621	7641248
2	Jalandhar	3707597	3399843
3	Amritsar	2851641	2756111
4	S.A.S Nagar	2485530	2477894
5	Bathinda	1469925	1384156
6	Patiala	1670342	1715486
7	Sangrur	1037783	902620
8	Hoshiarpur	772376	553176
9	Fatehgarh Sahib	758140	502780
10	Roopnagar	611234	580410
11	Moga	577922	540706
12	Gurdaspur	711755	593240
13	Kapurthala	590080	495514
14	Fazilka	323674	333272
15	Pathankot	300013	304416
16	Firozpur	355888	340553
17	Barnala	296800	290126
18	Faridkot	378087	368838
19	Sri Muktsar Sahib	322075	295836
20	Mansa	380690	316768
21	SBS Nagar	240988	192521
22	Tarn Taran	125201	112714
<b>Total</b>		<b>28256362</b>	<b>26098228</b>



21. Financial status-wise analysis of the Municipalities reveal that Ludhiana district is at first position with regard to income (Rs.828.36 crore) and expenditure (Rs 764.12 crore) and Jalandhar district is at second position with respect to its Income (Rs.370.76 crore) and expenditure (Rs 339.98 crore). Tarn Taran District has the lowest income of Rs. 12.52 crore and Expenditure Rs. 11.27 crore.
22. Ludhiana Municipal Corporation has the highest income of Rs.740.87 crore as well as expenditure Rs.684.04 crore among all the Municipal Corporations of the state followed by Jalandhar, Amritsar, Bathinda, Patiala, SAS Nagar and Moga .Moga Municipal Corporation has the lowest income Rs.37.13 crore and Expenditure Rs.32.86 crore among all the municipal corporations.
23. Among the Municipalities, Zirakpur has the highest Income Rs.66.98 crore and Expenditure Rs. 66.88 crore. Kot Fattah MC has the lowest income of 0.4276 crore and Expenditure Rs. 0.4575 crore.

#### Transport and Communications:

24. Details of Transport and Communication infrastructure net work within the Municipal limits of the state is given as under:

**Table 5.1 Transport and Communication Net Work in Municipal Urban Area**

SN	Item	Length (in km.)/No.
1	2	3
<b>A</b>	<b>Surfaced Roads (Length in km.)</b>	
i	Cement Concrete Roads	3748.53
ii	Black Top Roads	6893.39
<b>B</b>	<b>Un-Surfaced Roads (Length in km.)</b>	
i	Water Bound Macadam Roads	206.32
ii	Motorable Roads	2670.34
iii	Un-Motorable Roads	503.78
<b>C</b>	<b>Communication Facilities(No.)</b>	
i	Post Offices	468
ii	Telegraph Offices	63
iii	Public Call Offices	8807

**Veterinary Facilities:**

25. Data regarding the availability of Veterinary Facilities provided in the Municipal Urban Area of the state is given as below:

**Table 6.1 Veterinary Facilities in Municipal Urban Area**

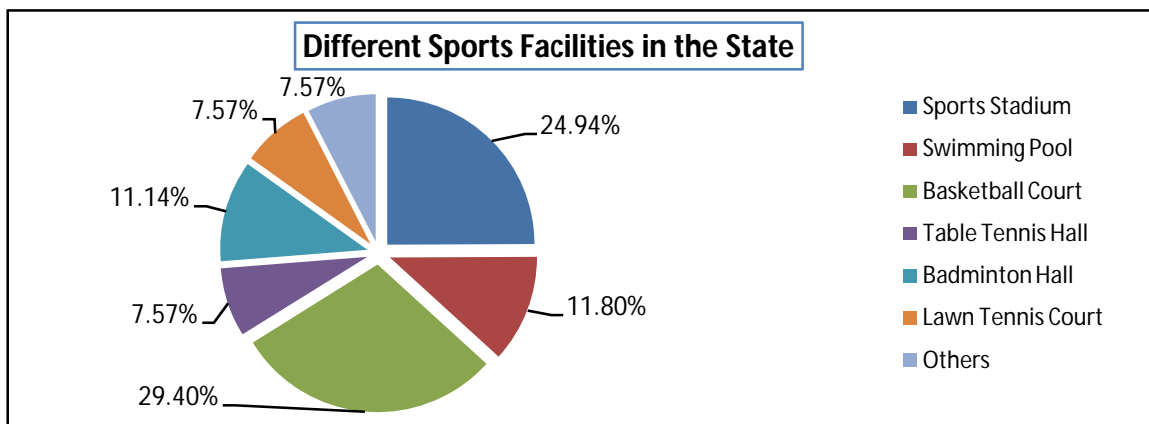
SN	Item	No.
1	2	3
i	Hospitals	166
ii	Dispensaries	28
iii	Milk Plants	35
iv	Slaughter Houses	84

**Sports Facilities:**

26. Availability of various types of sports infrastructure/facilities in Municipal Urban Area of the State is listed as below:

**Table 7.1 Sports Facilities in Municipal Urban Area**

SN	Item	No.
1	2	3
i	Sports Stadiums	112
ii	Swimming Pool Courts	53
iii	Basket Ball Courts	132
iv	Table Tennis Courts	34
v	Badminton Courts	50
vi	Lawn Tennis Courts	34

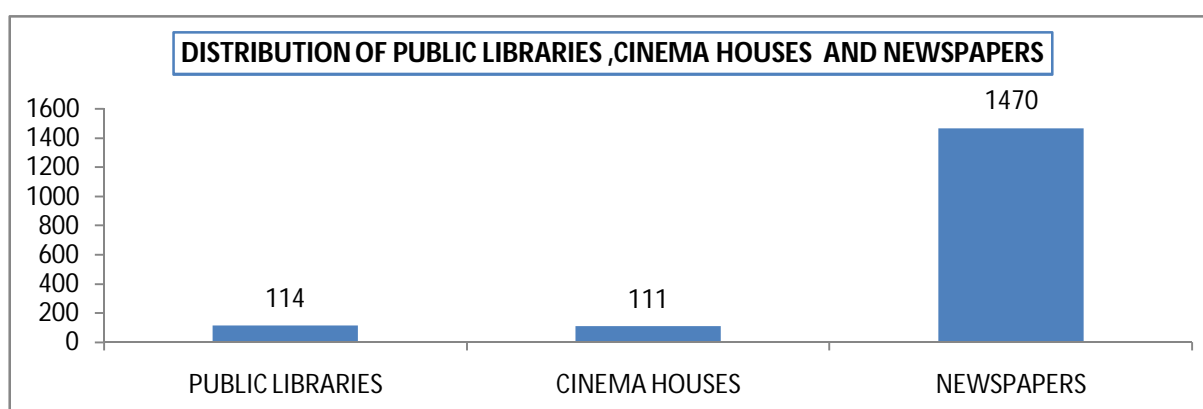


### Recreational and Cultural Facilities:

27. Data regarding recreational net work and cultural facilities is as under:

**Table 8.1 Recreational and Cultural Facilities in Municipal Urban Area**

SN	Item	No.
1	2	3
i	Public Libraries	21
ii	Municipal Libraries	87
iii	Cinema Houses	111
iv	Seats in Cinema Houses	77779



### Fire Fighting Services:

28. Fire Fighting Services in Municipal Urban Area is stated as under:

**Table 9.1 Fire Services in Municipal Urban Area**

SN	Item	No.
1	2	3
i	Fire Service Stations	51
ii	Fire Service Engines and Motors in use	163
iii	Persons Employed	739
iv	Calls Attended	7618

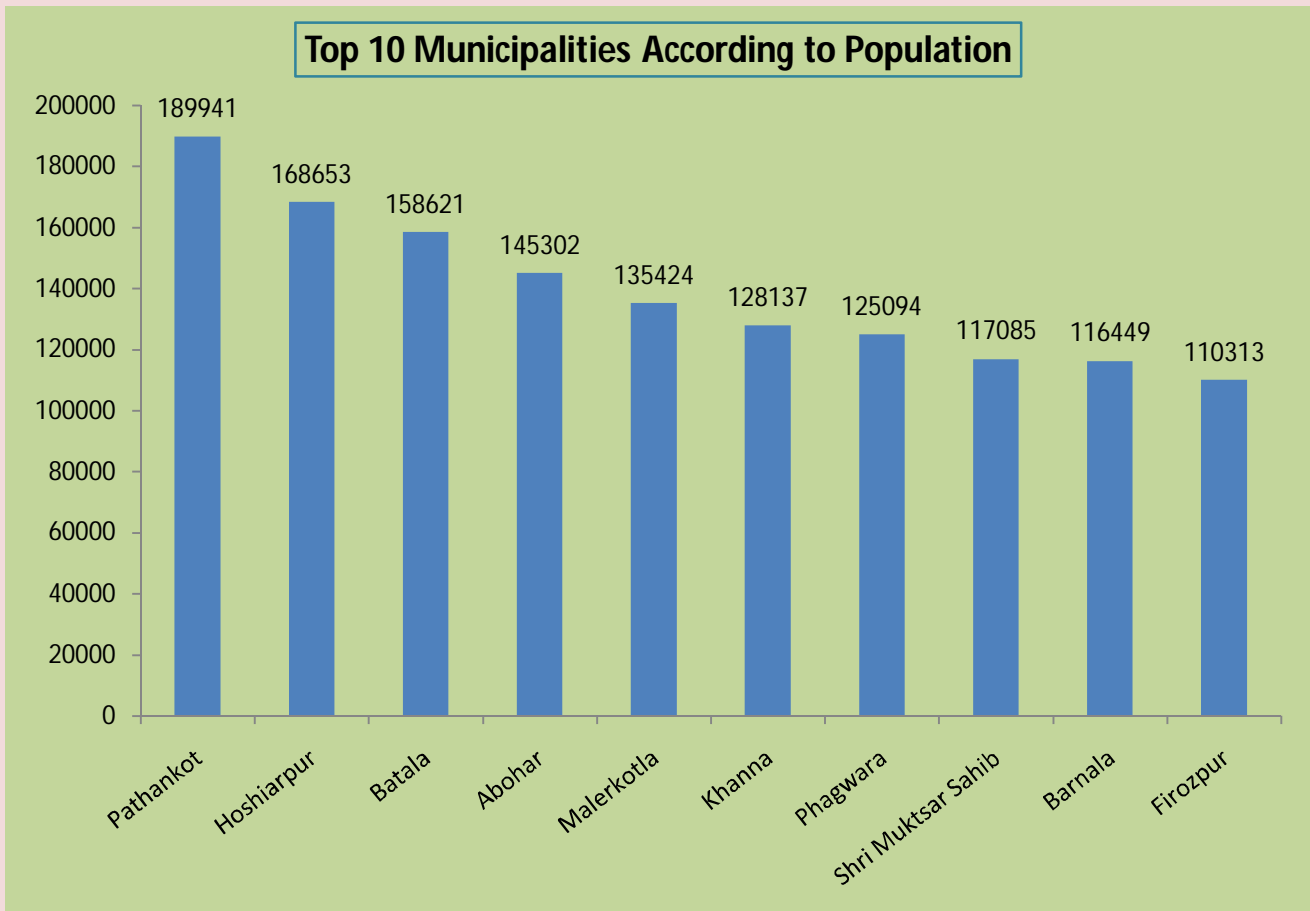
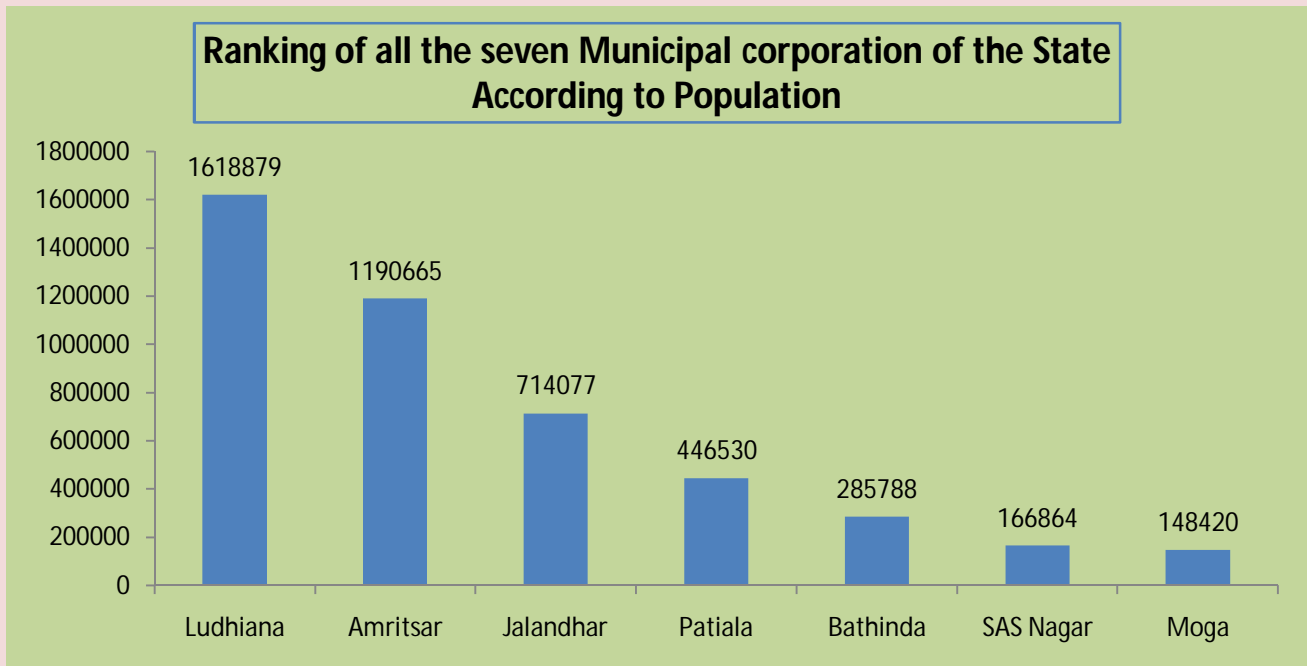
### Other Facilities:

29. An account of other facilities available in the municipal area such as Rest Houses/Dak Bungalows, Dharamshalas, Petrol & Diesel Filling Stations, Gas Agencies / Gas Connections and Banks is as under:

**Table 10.1 Other Facilities in Municipal Urban Area**

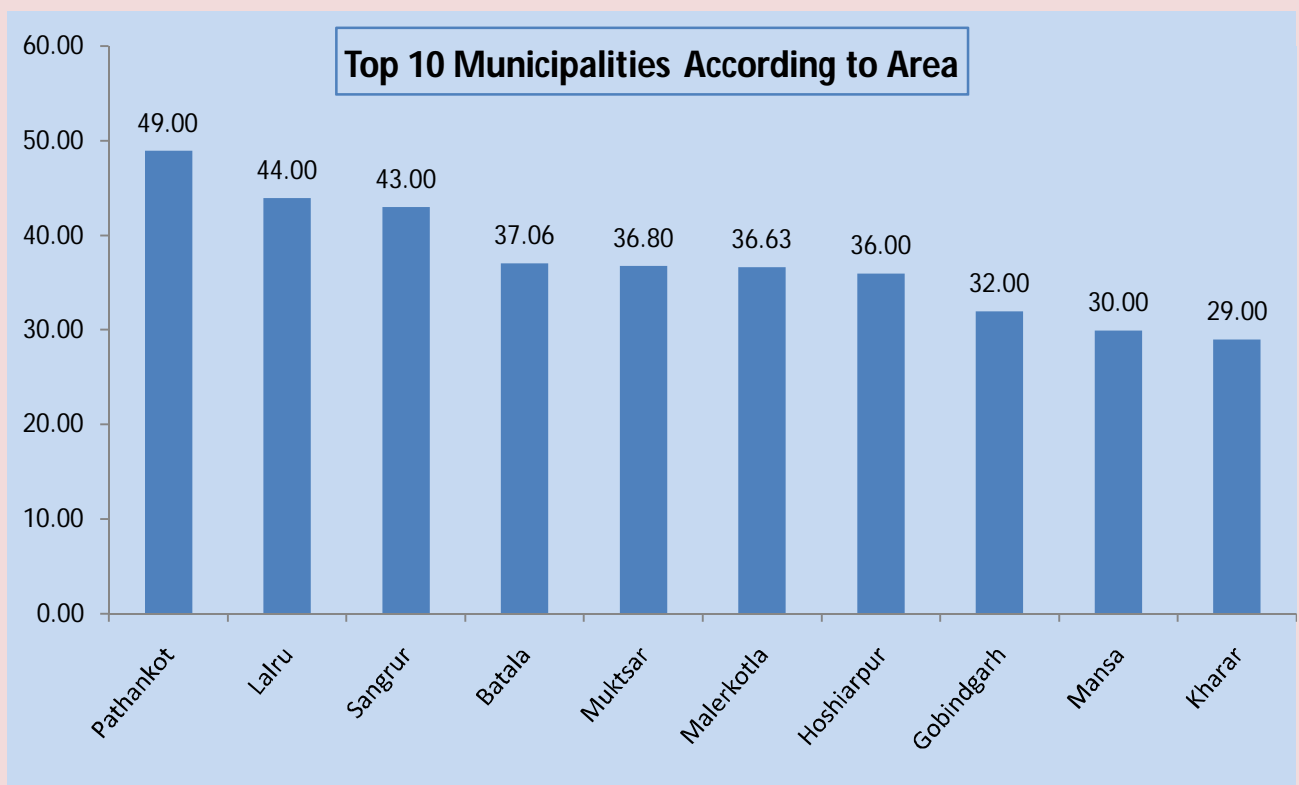
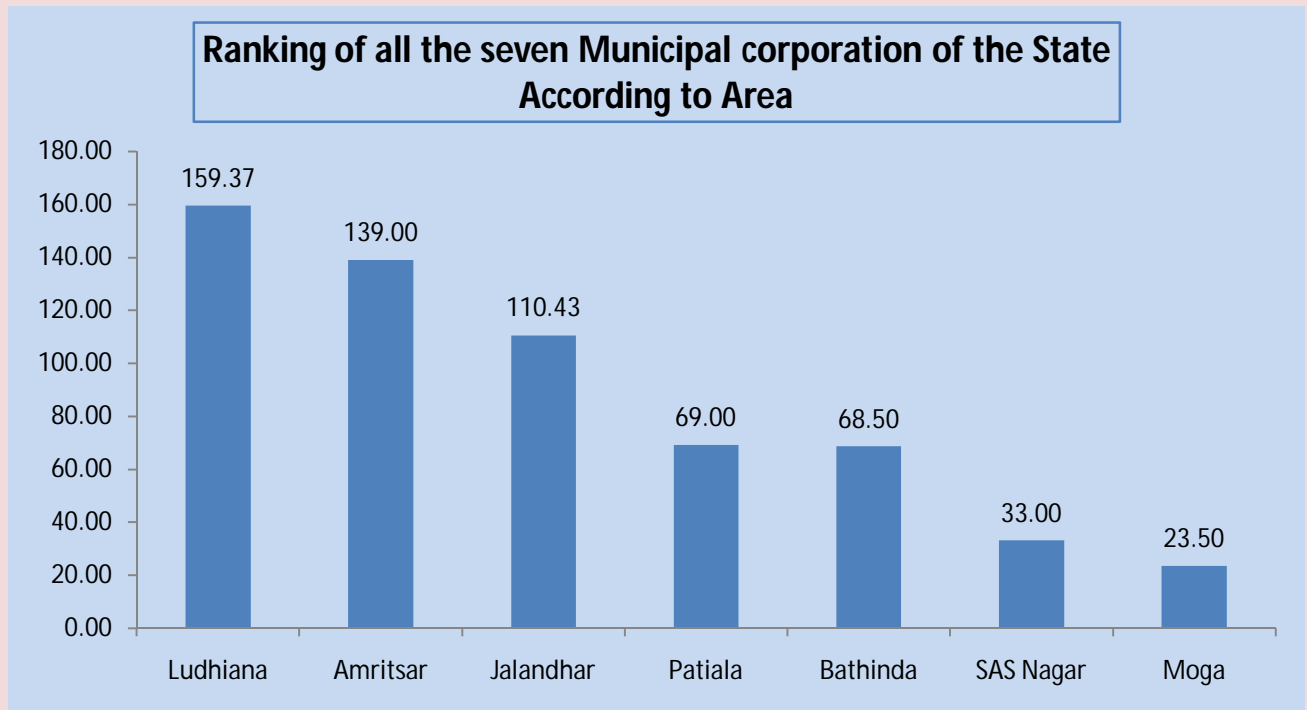
<b>SN</b>	<b>Item</b>	<b>No.</b>
<b>1</b>	<b>2</b>	<b>3</b>
i	Rest Houses/Dak Bungalows Run by	
	a. PWD	61
	b. Zila Parishads	24
	c. Market Committees	72
	d. Sainik Rest Houses and Others	91
ii	Govt. Dharamshalas	171
iii	Private Dharamshalas	458
iv	Petrol Filling Stations	846
v	Diesel Filling Stations	817
vi	Gas Agencies	373
vii	Gas Connections	4233706
viii	Banks	2782

## Box:1 – Ranking of Municipalities/ Corporations according to Population





**Box:2 - Ranking of Municipalities/ Corporations according to Area.**



**Geographical Position, Area and Population**  
**Table No. 1 Geographical Position, Area and Population 2013-14**

SN/ Name of the District	Name of the Municipality/ Municipal Corpn.	Latitude	Longitude	Elevation above Sea Level (Metre)	Area (sq km)	Population (2001 Census)
1/2	3	4	5	6	7	8
<b>1. Kapurthala</b>						
	Kapurthala	31°-25'	75°-23'	228.00	21.65	98916
	Phagwara	31°-14'	75°-46'	235.00	16.00	125094
	Sultanpur Lodhi	31°-13'	75°-12'	214.00	10.52	16877
	Dhilwan	31°-30'	75°-20'	232.00	9.80	8157
	Begowal	31°-36'	75°-31'	231.00	15.90	10116
	Bhulath	31°-32'	75°-30'	233.00	6.00	10548
	Nadala	31°-31'	75°-28'	233.00	8.00	7240
	<b>Sub-Total</b>				<b>87.87</b>	<b>276948</b>
<b>2. Fatehgarh Sahib</b>						
	Amloh	30°-37'	76°-14'	260.00	9.00	14696
	Sirhind	30°-39'	76°-23'	271.00	28.40	58097
	Gobindgarh	30°-40'	76°-18'	266.00	32.00	82286
	Bassi Pathana	30°-35'	76°-51'	305.00	10.00	20288
	Khamano	30°-33'	76°-63'	312.00	7.27	10135
	<b>Sub-Total</b>				<b>86.67</b>	<b>185502</b>
<b>3. Mansa</b>						
	Mansa	29°-59'	75°-24'	215.00	30.00	82956
	Budhlada	29°-55'	75°-34'	219.00	10.00	26172
	Bareta	29°-51'	75°-41'	227.00	6.40	17432
	Bhikhi	29°-56'	75°-22'	213.00	4.50	17825
	Sardulgarh	29°-54'	75°-24'	215.00	8.00	19219
	Boha	0	0	0	0	0
	<b>Sub-Total</b>				<b>58.90</b>	<b>163604</b>
<b>4. Firozpur</b>						
	Firozpur	30°-58'	70°-37'	198.25	14.50	110313
	Talwandi Bhai	30°-52'	74°-56'	210.00	7.80	17285
	Zira	38°-58'	74°-59'	208.00	4.05	37498
	Guru Har Sahai	30°-42'	74°-24'	188.00	1.50	17192
	Makhu	30°-56'	74°-56'	210.80	7.56	14658
	Mudakki	30°-32'	74°-54'	210.00	4.00	10415
	Malanwali khas	30°-56'	74°-56'	210.71	2.25	16183
	<b>Sub-Total</b>				<b>41.66</b>	<b>223544</b>
<b>5. Ludhiana</b>						
	Ludhiana	30°-33'	75°-27'	248.00	159.37	1618879
	Samrala	30°-50'	76°-11'	268.00	6.68	19678
	Khanna	30°-43'	76°-14'	264.00	26.75	128137
	Doraha	30°-46'	76°-20'	260.00	6.00	25424
	Jagraon	30°-47'	75°-28'	235.00	14.00	65240
	Raikot	30°-38'	75°-28'	235.00	10.61	28734
	Mulanpur	30°-51'	76°-41'	240.00	2.50	16356
	Payal	30°-43'	-	-	4.75	7923
	Machhiwara	30°-55'	76°-12'	266.00	3.50	24916
	Maloud	30°-51'	-	-	4.00	7567
	Sahnawal	30°-51'	-	-	5.00	22484
	<b>Sub-Total</b>				<b>243.16</b>	<b>1965338</b>
<b>6. Patiala</b>						
	Ghagga	30°-02'	76°-10'	-	3.00	10162
	Bhadson	-	-	-	3.00	7260
	Ghanaur	-	-	-	4.50	6985
	Nabha	30°-23'	76°-09'	248.00	21.00	67972
	Patiala	30°-20'	76°-24'	250.00	69.00	446530
	Patran	30°-12'	76°-02'	217.00	6.00	27963
	Rajpura	30°-29'	76°-36'	219.00	25.59	92301
	Samana	30°-09'	76°-12'	239.00	7.51	54463
	Sanaur	30°-18'	76°-28'	252.00	5.50	23995
	<b>Sub-Total</b>				<b>145.10</b>	<b>737631</b>

7. Amritsar						
	Amritsar	31°-00'	74°-00'	230.00	139.00	1190665
	Jandiala	-	-	-	14.59	29232
	Ramdas	-	-	-	2.50	6398
	Majitha	-	-	-	6.27	14503
	Rayya	-	-	-	4.50	25585
	Raja Sansi	-	-	-	8.00	14298
	Ajnala	-	-	-	7.50	21107
	<b>Sub-Total</b>				<b>182.36</b>	<b>1301788</b>
8. Tarn Taran						
	Tarn Taran	31°-26'	74°-96'	227.23	20.00	66847
	Patti	31°-26'	74°-96'	227.23	9.33	40976
	Khemkaran	31°-26'	74°-96'	227.23	4.50	13446
	Bhikhiwind	-	-	-	6.00	20526
	<b>Sub-Total</b>				<b>39.83</b>	<b>141795</b>
9. Hoshiarpur						
	Sham Churasi	30°-31'	75°-45'	254.00	5.00	4426
	Hoshiarpur	31°-32'	75°-55'	205.00	36.00	168653
	Hariyana	31°-38'	75°-51'	305.00	2.50	8928
	Gardhiwal	31°-44'	75°-45'	281.00	2.80	7593
	Garh Shankar	31°-13'	76°-09'	257.00	8.00	16955
	Tanda	31°-40'	75°-38'	242.00	16.00	23419
	Dasuya	31°-49'	75°-39'	247.00	17.00	25192
	Mukerian	31°-57'	75°-37'	257.00	6.19	29841
	Mahilpur	31°-25'	76°-03'	290.00	6.56	11360
	Talwara	-	-	257.00	10.93	19485
	<b>Sub-Total</b>				<b>110.98</b>	<b>315852</b>
10. Shaheed Bhagat Singh Nagar						
	Nawan Shehar	-	-	-	14.18	46024
	Banga	-	-	-	16.00	20906
	Balachaur	-	-	-	6.00	21631
	Rahon	-	-	-	9.41	15676
	<b>Sub-Total</b>				<b>45.59</b>	<b>104237</b>
11. Gurdaspur						
	Qadian	31°-49'	75°-23'	252.00	5.50	23632
	Shri Hargobindpur	31°-52'	75°-62'	240.00	7.00	8241
	Dina Nagar	32°-08'	75°-28'	272.00	14.36	23976
	Batala	32°-19'	75°-17'	243.00	37.06	158621
	Dhariwal	31°-58'	75°-19'	258.00	2.50	16772
	Dera Baba Nanak	32°-02'	75°-62'	240.00	1.50	6394
	Gurdaspur	32°-02'	75°-26'	266.01	10.85	77928
	Fatehgarh Churian	31°-41'	75°-29'	248.00	3.05	13070
	<b>Sub-Total</b>				<b>81.82</b>	<b>328634</b>
12. Faridkot						
	Faridkot	30°-30'	75°-30'	204.33	18.00	87695
	Kotkapura	30°-30'	74°-30'	208.40	17.05	91979
	Jaitu	30°-00'	74°-20'	205.00	9.00	37377
	<b>Sub-Total</b>				<b>44.05</b>	<b>217051</b>
13. Shri Muktsar Sahib						
	Shri Mukatsar Sahib	30°-35'	74°-40'	202.00	36.80	117085
	Malout	30°-69'	74°-86'	193.94	25.00	80860
	Gidderbaha	30°-39'	74°-40'	187.96	11.92	45317
	Bariwala	30°-12'	74°-29'	202.50	5.00	8669
	<b>Sub-Total</b>				<b>78.72</b>	<b>251931</b>
14. Moga						
	Dharamkot	-	-	-	16.32	19131
	Badhni Kalan	-	-	-	6.00	6777
	Bagha Purana	-	-	-	11.38	25618
	Moga	30°-49'	75°-99'	226.64	23.50	148420
	Nihal Singh Wala	-	-	-	4.00	10440
	Kot Ise Khan	-	-	-	1.61	12908
	<b>Sub-Total</b>				<b>62.81</b>	<b>223294</b>
15. Rupnagar						
	Rupnagar	30°-58'	76°-31'	-	25.00	56041
	Morinda	30°-47'	76°-30'	282.00	8.00	24013
	Shri Anandpur Sahib	30°-14'	76°-31'	295.00	3.00	13889
	Nangal	31°-23'	76°-23'	354.00	18.58	48486
	Shri Chamkaur Sahib	-	-	-	13.98	13924
	Shri Kiratpur Sahib	-	-	-	9.00	16282
	Nurpur Bedi	-	-	-	1.00	6275
	<b>Sub-Total</b>				<b>78.56</b>	<b>178910</b>

<b>16. Sahibzada Ajit Singh Nagar</b>						
	S.A.S. Nagar	3°-44'	76°-43'	320.00	33.00	166864
	Kurali	30°-51'	76°-35'	298.00	9.52	31060
	Kharar	30°-45'	76°-39'	291.00	29.00	74460
	Dera Bassi	30°-41'	76°-24'	246.00	24.00	26295
	Zirakpur	-	-	-	14.50	95553
	Naya-Gaon	-	-	-	6.50	50869
	Banur	30°-33'	76°-43'	281.00	6.50	18775
	Lalru	-	-	264.00	44.00	39503
	<b>Sub-Total</b>				<b>167.02</b>	<b>503379</b>
<b>17. Bathinda</b>						
	Bathinda	30°-12'	74°-55'	204.00	68.50	285788
	Bhucho	30°-12'	74°-55'	212.00	2.82	14961
	Goniana	30°-20'	75°-57'	208.00	8.00	15208
	Kot Fattah	30°-06'	75°-05'	221.71	7.00	7412
	Maur	30°-04'	75°-14'	212.00	14.08	31849
	Rama	30°-57'	74°-55'	204.00	9.90	22553
	Rampura Phool	30°-15'	75°-13'	216.00	25.89	51023
	Sangat	30°-05'	74°-50'	202.00	2.00	2744
	Talwandi Sabo	29°-59'	74°-50'	206.00	17.00	20589
	Bhgta	30°-48'	75°-09'	210.00	2.50	14467
	Kotshamir	-	-	-	-	10945
	Lehra Mohabbat	-	-	-	-	9792
	Nathana	-	-	-	-	7738
	Chowke	-	-	-	-	9354
	Rampura	-	-	-	-	8970
	Balianwali	-	-	-	-	8194
	Mandi Kalan	-	-	-	-	9098
	Maluka	-	-	-	-	6651
	Bhairupa	-	-	-	-	14841
	Kotha Guru	-	-	-	-	9748
	Mehraj	-	-	-	3.25	16784
	<b>Sub-Total</b>	-	-	-	<b>159.19</b>	<b>578709</b>
<b>18. Jalandhar</b>						
	Adampur	31°-26'	75°-43'	2.45	2.72	16707
	Alawalpur	31°-26'	75°-43'	2.40	1.00	7172
	Jalandhar	31°-10'	75°-38'	2.37	110.43	714077
	Kartarpur	31°-26'	75°-30'	2.34	5.95	25157
	Nakodar	31°-80'	75°-29'	2.30	3.60	31408
	Noor Mahal	31°-30'	75°-39'	2.36	5.75	12632
	Philaur	31°-10'	75°-48'	2.45	0.75	22303
	Shahkot	31°-50'	75°-20'	2.30	1.50	12607
	Goraya	31°-70'	75°-46'	2.40	3.91	15158
	Bhogpur	31°-55'	75°-63'	4.65	4.11	13919
	Lohian Khas	-	-	-	4.00	8546
	<b>Sub-Total</b>				<b>143.72</b>	<b>879686</b>
<b>19. Sangrur</b>						
	Malerkotla	30°-31'	75°-73'	247.00	36.63	135424
	Sangrur	30°-15'	75°-51'	235.00	43.00	88043
	Sunam	30°-07'	75°-48'	323.00	13.00	69069
	Dhuri	30°-22'	75°-52'	240.00	13.00	55225
	Longowal	30°-12'	75°-41'	230.00	3.25	23851
	Ahmedgarh	30°-41'	75°-45'	247.00	8.00	31302
	Lehragaga	29°-56'	75°-49'	227.00	8.50	22588
	Bhiwanigarh	30°-16'	75°-02'	239.00	6.00	22320
	Khanauri	-	-	-	5.00	14096
	Cheema	-	-	-	2.50	11615
	Dirba	-	-	-	2.70	16952
	Moonak	-	-	-	5.50	18141
	<b>Sub-Total</b>				<b>147.08</b>	<b>508626</b>
<b>20. Barnala</b>						
	Barnala	30°-20'	75°-31'	230.00	26.00	116449
	Tapa	30°-48'	75°-22'	220.00	5.82	23248
	Bhadaur	30°-20'	75°-20'	225.00	8.00	18561
	Dhanoula	30°-17'	75°-39'	227.00	5.50	19920
	Handiaya	-	-	-	3.50	12507
	<b>Sub-Total</b>				<b>48.82</b>	<b>190685</b>
<b>21. Fazilka</b>						
	Abohar	30°-09'	70°-10'	185.08	23.1	145302
	Jalalabad	30°-26'	76°-40'	183.00	7.56	39525
	Fazilka	30°-24'	74°-52'	179.00	10.11	76492
	<b>Sub-Total</b>				<b>40.77</b>	<b>261319</b>
<b>22. Pathankot</b>						
	Pathankot	32°-15'	75°-37'	330.00	49.00	189941
	sujanpur	32°-19'	75°-37'	334.00	14.00	29619
	<b>Sub-Total</b>				<b>63.00</b>	<b>219560</b>
	<b>Grand Total</b>				<b>2157.68</b>	<b>9758023</b>

**Vital and Health Statistics**  
**Table No. 2 Live Births, Deaths and Infant Deaths 2013-14**

SN/ Name of the District	Name of the Municipality/ Municipal Corpn.	No. of Live Births registered	No. of Deaths registered	No. of Infant Deaths registered
1/2	3	4	5	6
<b>1. Kapurthala</b>				
	Kapurthala	3858	678	22
	Phagwara	4567	962	3
	Sultanpur Lodhi	371	71	0
	Dhilwan	27	39	1
	Begowal	642	64	0
	Bhulath	198	68	0
	Nadala	0	0	0
	<b>Sub-Total</b>	<b>9663</b>	<b>1882</b>	<b>26</b>
<b>2. Fatehgarh Sahib</b>				
	Amlah	764	0	100
	Sirhind	123	0	40
	Gobindgarh	1836	327	327
	Bassi Pathana	317	746	146
	Khamano	608	99	99
	<b>Sub-Total</b>	<b>3648</b>	<b>1172</b>	<b>712</b>
<b>3. Mansa</b>				
	Mansa	5817	706	0
	Budhlada	2389	157	0
	Bareta	129	112	0
	Bhikhi	509	106	1
	Sardulgarh	1232	130	1
	Boha	0	0	0
	<b>Sub-Total</b>	<b>10076</b>	<b>1211</b>	<b>2</b>
<b>4. Firozpur</b>				
	Firozpur	2395	701	23
	Talwandi Bhai	391	87	1
	Zira	595	205	5
	Guru Har Sahai	748	96	15
	Makhu	662	71	1
	Mudakki	272	50	9
	Malanwali khas	424	92	18
	<b>Sub-Total</b>	<b>5487</b>	<b>1302</b>	<b>72</b>
<b>5. Ludhiana</b>				
	Ludhiana	44413	13930	265
	Samrala	347	147	5
	Khanna	4761	924	4
	Doraha	475	310	10
	Jagraon	4880	667	15
	Raikot	992	264	5
	Mulanpur	1379	110	1
	Payal	289	40	8
	Machhiwara	1647	140	2
	Maloud	562	51	8
	Sahnewal	253	81	1
	<b>Sub-Total</b>	<b>59998</b>	<b>16664</b>	<b>324</b>
<b>6. Patiala</b>				
	Ghagga	102	35	5
	Bhadson	123	39	30
	Ghanaur	42	28	22
	Nabha	2200	506	45
	Patiala	14203	4829	120
	Patran	986	128	12
	Rajpura	3620	650	1
	Samana	1625	491	16
	Sanaur	70	116	19
	<b>Sub-Total</b>	<b>22971</b>	<b>6822</b>	<b>270</b>

7. Amritsar				
	Amritsar	23110	12210	38
	Jandiala	813	169	5
	Ramdas	111	40	2
	Majitha	620	110	6
	Rayya	460	71	10
	Raja Sansi	407	79	5
	Ajnala	1636	174	6
	<b>Sub-Total</b>	<b>27157</b>	<b>12853</b>	<b>72</b>
8. Tarn Taran				
	Tarn Taran	3495	625	25
	Patti	1958	323	10
	Khemkaran	726	90	8
	Bhikhiwind	273	0	6
	<b>Sub-Total</b>	<b>6452</b>	<b>1038</b>	<b>49</b>
9. Hoshiarpur				
	Sham Churasi	201	68	4
	Hoshiarpur	10115	2583	25
	Hariyana	138	81	1
	Gardhiwal	172	68	2
	Garh Shankar	492	107	6
	Tanda	1159	202	4
	Dasuya	1497	192	1
	Mukerian	1502	260	3
	Mahilpur	1215	108	7
	Talwara	920	235	8
	<b>Sub-Total</b>	<b>17411</b>	<b>3904</b>	<b>61</b>
10. Shaheed Bhagat Singh Nagar				
	S.B.S. Nagar	2927	679	9
	Banga	2070	259	52
	Balachaur	1709	137	3
	Rahon	130	106	0
	<b>Sub-Total</b>	<b>6836</b>	<b>1181</b>	<b>64</b>
11. Gurdaspur				
	Qadian	659	158	5
	Shri Hargobindpur	147	61	1
	Dina Nagar	1629	181	1
	Batala	4021	890	4
	Dhariwal	480	150	8
	Dera Baba Nanak	110	25	2
	Gurdaspur	6491	923	123
	Fatehgarh Churian	831	59	3
	<b>Sub-Total</b>	<b>14368</b>	<b>2447</b>	<b>147</b>
12. Faridkot				
	Faridkot	2701	700	2
	Kotkapura	3247	688	0
	Jaitu	629	306	0
	<b>Sub-Total</b>	<b>6577</b>	<b>1694</b>	<b>2</b>
13. Shri Muktsar Sahib				
	Muktsar	6179	811	8
	Malout	2712	483	4
	Gidderbaha	1292	227	3
	Bariwala	170	55	6
	<b>Sub-Total</b>	<b>10353</b>	<b>1576</b>	<b>21</b>
14. Moga				
	Dharamkot	670	118	2
	Badhni Kalan	338	95	3
	Bagha Purana	271	149	1
	Moga	9573	1370	5
	Nihal Singh Wala	0	0	0
	Kot Isse Khan	976	0	1
	<b>Sub-Total</b>	<b>11828</b>	<b>1732</b>	<b>12</b>
15. Rupnagar				
	Rupnagar	2992	301	22
	Morinda	521	168	1
	Shri Anandpur Sahib	1549	138	24
	Nangal	2364	346	12
	Shri Chamkaur Sahib	131	74	0
	Shri Kiratpur Sahib	0	0	0
	Nurpur Bedi	0	0	0
	<b>Sub-Total</b>	<b>7557</b>	<b>1027</b>	<b>59</b>

<b>16. Sahibzada Ajit Singh Nagar</b>				
	S.A.S. Nagar	1067	2495	10
	Kurali	354	175	2
	Kharar	1400	395	5
	Dera Bassi	768	133	1
	Zirakpur	601	363	6
	Naya-Gaon	33	148	2
	Banur	751	110	1
	Lalru	48	169	3
	<b>Sub-Total</b>	<b>5022</b>	<b>3988</b>	<b>30</b>
<b>17. Bathinda</b>				
	Bathinda	11742	2541	19
	Bhucho	512	77	2
	Goniana	783	87	3
	Kot Fattah	17	48	5
	Maur	940	205	18
	Rama	294	93	1
	Rampura Phool	1786	372	5
	Sangat	389	22	1
	Talwandi Sabo	560	99	1
	Bhgta	0	0	0
	Kotshamir	0	0	0
	Lehra Mohabbat	0	0	0
	Nathana	0	0	0
	Chowke	0	0	0
	Rampura	0	0	0
	Balianwali	0	0	0
	Mandi Kalan	0	0	0
	Maluka	0	0	0
	Bhairupa	0	0	0
	Kotha Guru	0	0	0
	Mehraj	0	0	0
	<b>Sub-Total</b>	<b>17023</b>	<b>3544</b>	<b>55</b>
<b>18. Jalandhar</b>				
	Adampur	1442	192	5
	Alawalpur	145	88	2
	Jalandhar	22989	9458	346
	Kartarpur	628	190	6
	Nakodar	2524	356	8
	Noor Mahal	135	104	1
	Philaur	1386	244	4
	Shahkot	1006	159	5
	Goraya	159	135	2
	Bhogpur	465	89	1
	Lohian Khas	603	80	2
	<b>Sub-Total</b>	<b>31482</b>	<b>11095</b>	<b>382</b>
<b>19. Sangrur</b>				
	Malerkotla	3276	792	18
	Sangrur	1944	613	27
	Sunam	1844	443	12
	Dhuri	1096	348	2
	Longowal	232	123	2
	Ahmedgarh	1571	339	8
	Lehragaga	671	136	3
	Bhiwanigarh	601	106	7
	Khanauri	553	82	2
	Cheema	157	77	1
	Dirba	374	82	2
	Moonak	506	82	4
	<b>Sub-Total</b>	<b>12825</b>	<b>3223</b>	<b>88</b>
<b>20. Barnala</b>				
	Barnala	5025	825	5
	Tapa	423	139	3
	Bhadaur	372	150	8
	Dhanoula	244	134	6
	Handiaya	55	54	2
	<b>Sub-Total</b>	<b>6119</b>	<b>1302</b>	<b>24</b>
<b>21. Fazilka</b>				
	Abohar	6108	979	13
	Jalalabad	2023	197	3
	Fazilka	7900	914	65
	<b>Sub-Total</b>	<b>16031</b>	<b>2090</b>	<b>81</b>
<b>22. Pathankot</b>				
	Pathankot	7021	1270	20
	sujanpur	828	188	1
	<b>Sub-Total</b>	<b>7849</b>	<b>1458</b>	<b>21</b>
	<b>Grand Total</b>	<b>316733</b>	<b>83205</b>	<b>2574</b>

**Vital and Health Statistics**  
**Table No. 3 Number of Deaths by Causes 2013-14**

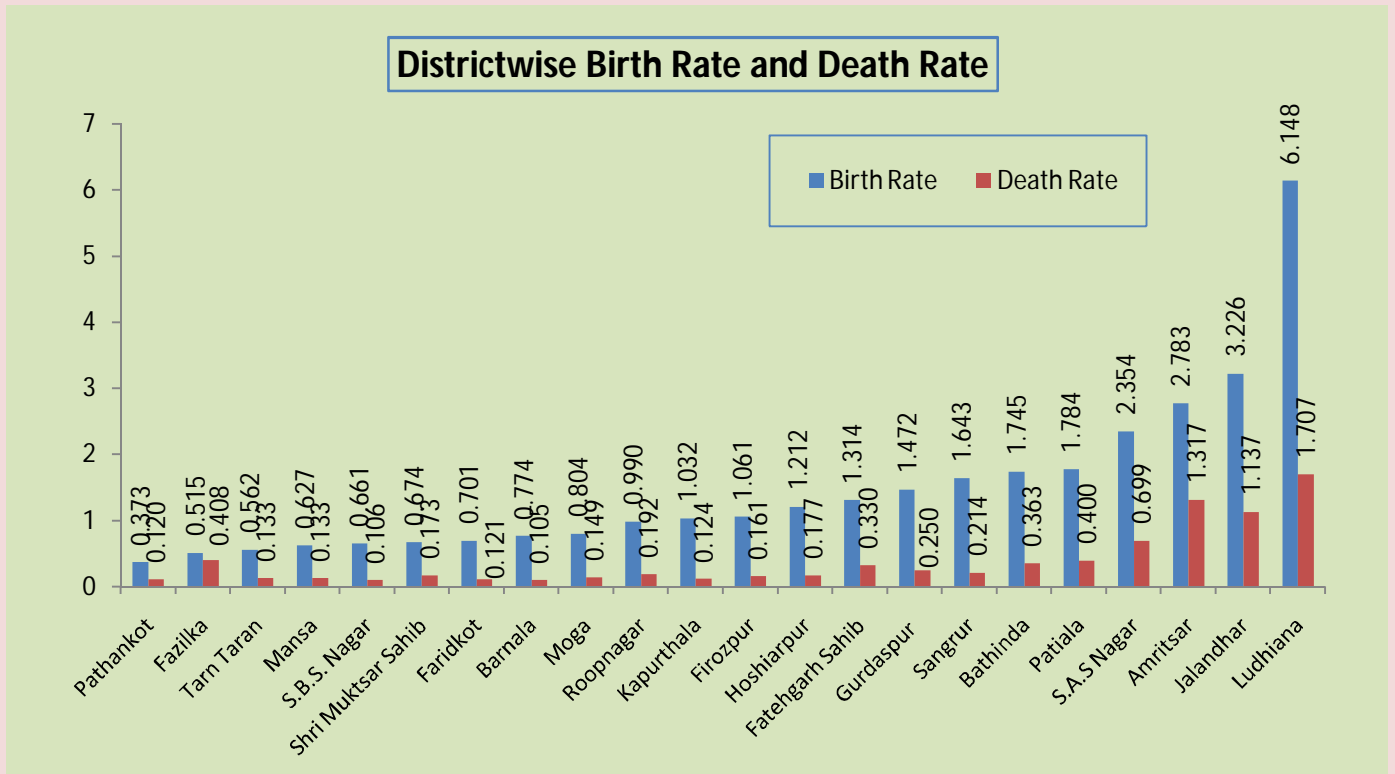
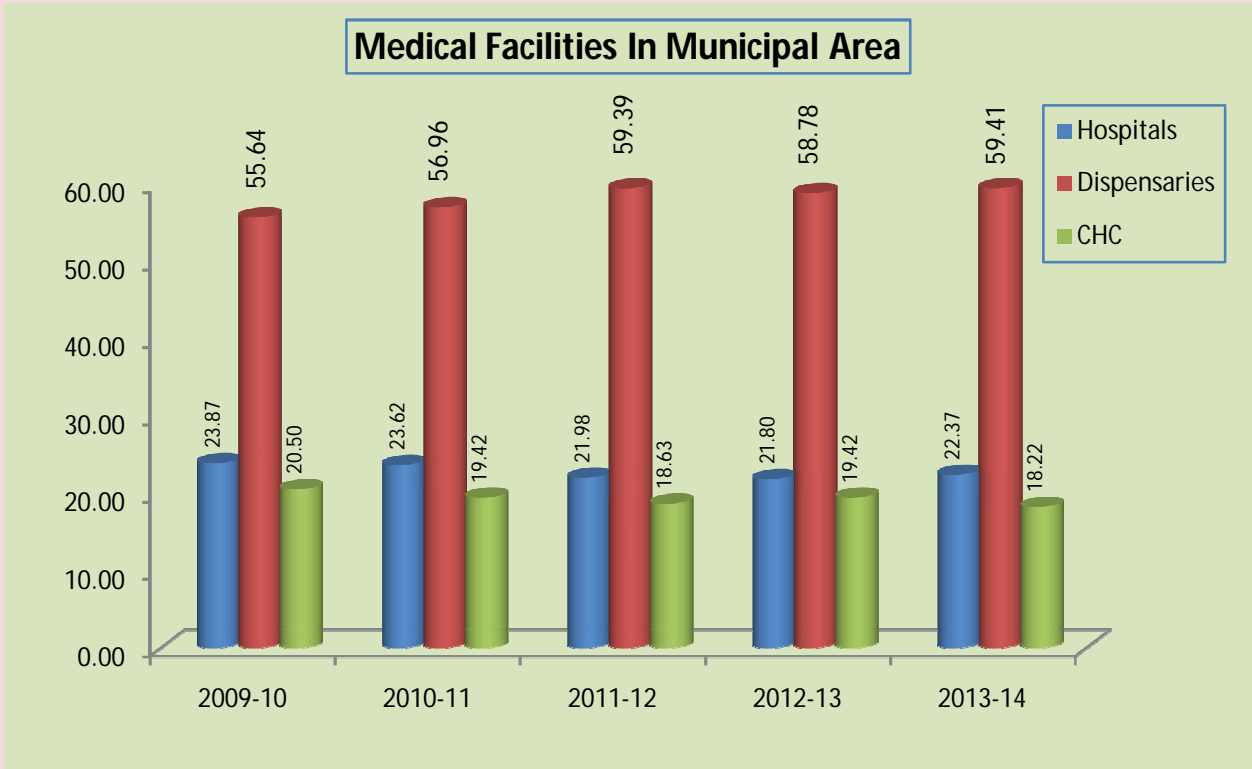
SN/ Name of the District	Name of the Municipality/ Municipal Corp'n.	Number of Deaths due to								
		Cholera	Fever	Dysentry & Diarrhoea	Tuber- culosis	Heart Diseases	Can- cer	Acci- dents	Other Causes	Total
1/2	3	4	5	6	7	8	9	10	11	12
<b>1. Kapurthala</b>										
	Kapurthala	0	0	0	4	264	3	84	323	678
	Phagwara	0	0	0	3	291	7	14	647	962
	Sultanpur Lodhi	0	6	0	0	15	0	12	38	71
	Dhilwan	0	9	0	0	10	2	5	13	39
	Begowal	0	0	0	0	0	0	0	64	64
	Bhulath	0	0	0	0	3	1	1	63	68
	Nadala	0	0	0	0	0	0	0	0	0
	<b>Sub-Total</b>	<b>0</b>	<b>15</b>	<b>0</b>	<b>7</b>	<b>583</b>	<b>13</b>	<b>116</b>	<b>1148</b>	<b>1882</b>
<b>2. Fatehgarh Sahib</b>										
	Amlah	0	0	0	0	0	0	0	0	0
	Sirhind	0	0	0	0	0	0	0	0	0
	Gobindgarh	0	11	14	0	48	3	6	245	327
	Bassi Pathana	1	4	1	0	71	7	3	659	746
	Khamano	0	2	0	0	33	7	4	53	99
	<b>Sub-Total</b>	<b>1</b>	<b>17</b>	<b>15</b>	<b>0</b>	<b>152</b>	<b>17</b>	<b>13</b>	<b>957</b>	<b>1172</b>
<b>3. Mansa</b>										
	Mansa	0	2	0	0	62	14	16	612	706
	Budhlada	0	0	0	0	144	5	6	2	157
	Bareta	0	0	1	2	26	6	0	77	112
	Bhikhi	0	0	0	1	33	9	6	57	106
	Sardulgarh	0	0	0	0	34	4	4	88	130
	Boha	0	0	0	0	0	0	0	0	0
	<b>Sub-Total</b>	<b>0</b>	<b>2</b>	<b>1</b>	<b>3</b>	<b>299</b>	<b>38</b>	<b>32</b>	<b>836</b>	<b>1211</b>
<b>4. Firozpur</b>										
	Firozpur	11	35	0	0	114	16	76	449	701
	Talwandi Bhai	1	14	0	1	19	4	14	34	87
	Zira	0	71	0	0	20	3	11	100	205
	Guru Har Sahai	0	0	0	0	17	0	1	78	96
	Makhu	0	2	3	0	47	0	5	14	71
	Mudakki	0	0	1	0	2	1	3	43	50
	Malanwali khas	0	2	0	0	50	5	5	30	92
	<b>Sub-Total</b>	<b>12</b>	<b>124</b>	<b>4</b>	<b>1</b>	<b>269</b>	<b>29</b>	<b>115</b>	<b>748</b>	<b>1302</b>
<b>5. Ludhiana</b>										
	Ludhiana	0	0	71	0	8460	75	237	5087	13930
	Samrala	0	3	2	1	29	5	11	96	147
	Khanna	0	16	7	4	182	13	211	491	924
	Doraha	0	3	0	0	275	9	23	0	310
	Jagraon	0	144	0	14	88	12	128	281	667
	Raikot	2	6	40	0	10	10	5	191	264
	Mulanpur	0	2	0	0	34	5	4	65	110
	Payal	0	1	0	0	5	3	1	30	40
	Machhiwara	0	8	0	0	5	2	10	115	140
	Maloud	0	0	0	0	7	0	3	41	51
	Sahnawal	0	2	0	2	20	5	5	47	81
	<b>Sub-Total</b>	<b>2</b>	<b>185</b>	<b>120</b>	<b>21</b>	<b>9115</b>	<b>139</b>	<b>638</b>	<b>6444</b>	<b>16664</b>
<b>6. Patiala</b>										
	Ghagga	0	0	0	0	0	0	0	35	35
	Bhadson	0	1	0	0	5	0	8	25	39
	Ghanaur	0	0	0	0	0	0	1	27	28
	Nabha	0	3	0	13	146	16	3	325	506
	Patiala	5	30	0	51	1330	30	532	2851	4829
	Patran	0	3	2	13	8	3	3	96	128
	Rajpura	0	35	0	0	42	35	18	520	650
	Samana	2	6	0	1	55	32	70	325	491
	Sanaur	0	0	0	0	7	6	0	103	116
	<b>Sub-Total</b>	<b>7</b>	<b>78</b>	<b>2</b>	<b>78</b>	<b>1593</b>	<b>122</b>	<b>635</b>	<b>4307</b>	<b>6822</b>
<b>7. Amritsar</b>										
	Amritsar	0	48	35	45	4170	95	272	7545	12210
	Jandiala	0	0	0	3	24	6	5	23	61
	Ramdass	0	5	1	2	63	2	1	5	79
	Majitha	0	15	6	0	132	2	4	15	174
	Rayya	0	5	0	0	32	5	8	26	76
	Raja Sansi	0	13	4	2	103	1	6	35	164
	Ajnala	6	24	5	3	18	0	18	15	89
	<b>Sub-Total</b>	<b>6</b>	<b>110</b>	<b>51</b>	<b>55</b>	<b>4542</b>	<b>111</b>	<b>314</b>	<b>7664</b>	<b>12853</b>



8. Tarn Taran										
	Tarn Taran	0	0	0	0	285	25	235	80	625
	Patti	0	1	0	0	187	8	5	122	323
	Khemkaran	0	5	0	0	40	3	1	41	90
	Bhikhiwind	0	0	0	0	0	0	0	0	0
	<b>Sub-Total</b>	<b>0</b>	<b>6</b>	<b>0</b>	<b>0</b>	<b>512</b>	<b>36</b>	<b>241</b>	<b>243</b>	<b>1038</b>
9. Hoshiarpur										
	Sham Churasi	5	20	7	4	12	0	0	20	68
	Hoshiarpur	12	23	45	0	143	19	233	2108	2583
	Hariyana	0	0	11	0	46	3	5	16	81
	Gardhiwal	0	10	8	4	14	0	18	14	68
	Garh Shankar	0	0	0	0	25	65	6	11	107
	Tanda	0	27	0	0	105	0	5	65	202
	Dasuya	2	19	6	2	21	1	9	132	192
	Mukerian	4	15	0	8	84	7	8	134	260
	Mahilpur	4	16	6	3	12	6	5	56	108
	Talwara	8	23	7	8	27	6	12	144	235
	<b>Sub-Total</b>	<b>35</b>	<b>153</b>	<b>90</b>	<b>29</b>	<b>489</b>	<b>107</b>	<b>301</b>	<b>2700</b>	<b>3904</b>
10. Shaheed Bhagat Singh Nagar										
	S.B.S. Nagar	2	15	13	5	105	13	12	514	679
	Banga	0	0	0	0	76	0	59	124	259
	Balachaur	0	10	0	0	36	5	5	81	137
	Rahon	0	0	1	0	77	4	7	17	106
	<b>Sub-Total</b>	<b>2</b>	<b>25</b>	<b>14</b>	<b>5</b>	<b>294</b>	<b>22</b>	<b>83</b>	<b>736</b>	<b>1181</b>
11. Gurdaspur										
	Qadian	0	10	0	0	100	8	10	30	158
	Shri Hargobindpur	0	5	0	0	36	6	7	7	61
	Dina Nagar	0	2	0	0	82	2	4	91	181
	Batala	0	4	2	1	60	6	250	567	890
	Dhariwal	0	0	0	0	15	2	80	53	150
	Dera Baba Nanak	0	0	0	0	5	0	15	5	25
	Gurdaspur	0	5	0	0	10	10	350	548	923
	Fatehgarh Churian	0	0	5	0	0	0	30	24	59
	<b>Sub-Total</b>	<b>0</b>	<b>26</b>	<b>7</b>	<b>1</b>	<b>308</b>	<b>34</b>	<b>746</b>	<b>1325</b>	<b>2447</b>
12. Faridkot										
	Faridkot	0	3	2	0	58	60	51	526	700
	Kotkapura	0	2	1	5	121	24	12	523	688
	Jaitu	0	2	1	0	40	20	16	227	306
	<b>Sub-Total</b>	<b>0</b>	<b>7</b>	<b>4</b>	<b>5</b>	<b>219</b>	<b>104</b>	<b>79</b>	<b>1276</b>	<b>1694</b>
13. Shri Muktsar Sahib										
	Muktsar	0	0	0	8	74	29	25	675	811
	Malout	0	6	0	34	126	29	21	267	483
	Gidderbaha	0	10	3	10	52	13	18	121	227
	Bariwala	0	14	3	7	20	4	3	4	55
	<b>Sub-Total</b>	<b>0</b>	<b>30</b>	<b>6</b>	<b>59</b>	<b>272</b>	<b>75</b>	<b>67</b>	<b>1067</b>	<b>1576</b>
14. Moga										
	Dharamkot	0	13	2	3	58	5	11	26	118
	Badhni Kalan	0	0	5	0	37	3	2	48	95
	Bagha Purana	1	8	0	5	79	7	5	44	149
	Moga	0	3	0	9	617	43	40	658	1370
	Nihal Singh Wala	0	0	0	0	0	0	0	0	0
	Kot Ise Khan	0	0	0	0	0	0	0	0	0
	<b>Sub-Total</b>	<b>1</b>	<b>24</b>	<b>7</b>	<b>17</b>	<b>791</b>	<b>58</b>	<b>58</b>	<b>776</b>	<b>1732</b>
15. Rupnagar										
	Rupnagar	0	3	0	5	46	2	52	193	301
	Morinda	0	0	0	2	98	6	3	59	168
	Shri Anandpur Sahib	0	1	2	1	45	5	12	72	138
	Nangal	6	9	7	4	185	11	9	115	346
	Shri Chamkaur Sahib	0	4	0	0	20	5	1	44	74
	Shri Kiratpur Sahib	0	0	0	0	0	0	0	0	0
	Nurpur Bedi	0	0	0	0	0	0	0	0	0
	<b>Sub-Total</b>	<b>6</b>	<b>17</b>	<b>9</b>	<b>12</b>	<b>394</b>	<b>29</b>	<b>77</b>	<b>483</b>	<b>1027</b>

16. Sahibzada Ajit Singh Nagar										
	S.A.S. Nagar	0	8	0	7	1298	42	28	1112	2495
	Kurali	0	6	0	0	46	10	11	102	175
	Kharar	25	42	29	18	66	8	56	151	395
	Dera Bassi	0	0	0	0	9	5	4	115	133
	Zirakpur	0	56	18	0	10	7	59	213	363
	Naya-Gaon	0	24	0	7	17	16	4	80	148
	Banur	1	6	0	0	35	11	19	38	110
	Lalru	0	1	0	0	10	10	13	135	169
	<b>Sub-Total</b>	<b>26</b>	<b>143</b>	<b>47</b>	<b>32</b>	<b>1491</b>	<b>109</b>	<b>194</b>	<b>1946</b>	<b>3988</b>
17. Bathinda										
	Bathinda	0	0	0	9	1782	70	41	639	2541
	Bhucho	0	0	0	5	26	5	4	37	77
	Goniana	0	2	0	0	35	5	1	44	87
	Kot Fattah	0	0	0	1	7	2	3	35	48
	Maur	0	0	0	2	21	2	13	167	205
	Rama	0	0	0	0	0	11	2	80	93
	Rampura Phool	0	0	0	4	42	3	25	298	372
	Sangat	0	0	0	0	1	2	1	18	22
	Talwandi Sabo	0	0	0	3	32	10	9	45	99
	Bhgta	0	0	0	0	0	0	0	0	0
	Kotshamir	0	0	0	0	0	0	0	0	0
	Lehra Mohabbat	0	0	0	0	0	0	0	0	0
	Nathana	0	0	0	0	0	0	0	0	0
	Chowke	0	0	0	0	0	0	0	0	0
	Rampura	0	0	0	0	0	0	0	0	0
	Balianwali	0	0	0	0	0	0	0	0	0
	Mandi Kalan	0	0	0	0	0	0	0	0	0
	Maluka	0	0	0	0	0	0	0	0	0
	Bhairupa	0	0	0	0	0	0	0	0	0
	Kotha Guru	0	0	0	0	0	0	0	0	0
	Mehraj	0	0	0	0	0	0	0	0	0
	<b>Sub-Total</b>	<b>0</b>	<b>2</b>	<b>0</b>	<b>24</b>	<b>1946</b>	<b>110</b>	<b>99</b>	<b>1363</b>	<b>3544</b>
18. Jalandhar										
	Adampur	0	0	0	0	53	16	25	98	192
	Alawalpur	0	0	0	0	24	9	11	44	88
	Jalandhar	0	38	0	42	2139	125	218	6896	9458
	Kartarpur	0	4	0	0	12	1	9	164	190
	Nakodar	0	4	0	15	131	13	14	179	356
	Noor Mahal	0	6	0	1	20	5	1	71	104
	Philaur	0	18	1	2	54	8	26	135	244
	Shahkot	0	1	0	1	92	4	6	55	159
	Goraya	0	1	1	1	51	3	6	72	135
	Bhogpur	0	0	0	2	32	3	6	46	89
	Lohian Khas	0	0	6	4	47	3	2	18	80
	<b>Sub-Total</b>	<b>0</b>	<b>72</b>	<b>8</b>	<b>68</b>	<b>2655</b>	<b>190</b>	<b>324</b>	<b>7778</b>	<b>11095</b>
19. Sangrur										
	Malerkotla	0	47	4	22	211	31	20	457	792
	Sangrur	0	12	21	7	226	26	31	290	613
	Sunam	0	4	2	8	125	25	22	257	443
	Dhuri	0	0	0	10	8	12	36	282	348
	Longowal	0	1	0	3	50	6	3	60	123
	Ahmedgarh	0	7	5	15	80	10	5	217	339
	Lehragaga	0	2	0	1	62	9	7	55	136
	Bhiwanigarh	0	2	0	0	32	8	3	61	106
	Khanauri	0	1	0	3	6	4	22	46	82
	Cheema	0	1	1	0	13	10	0	52	77
	Dirba	0	2	3	2	9	8	12	46	82
	Moonak	0	2	1	0	23	9	15	32	82
	<b>Sub-Total</b>	<b>0</b>	<b>81</b>	<b>37</b>	<b>71</b>	<b>845</b>	<b>158</b>	<b>176</b>	<b>1855</b>	<b>3223</b>
20. Barnala										
	Barnala	12	112	47	23	177	28	48	378	825
	Tapa	0	3	0	0	7	1	2	126	139
	Bhadaur	2	4	0	2	60	25	5	52	150
	Dhanoula	0	4	0	2	2	5	3	118	134
	Handiaya	0	1	0	1	12	8	2	30	54
	<b>Sub-Total</b>	<b>14</b>	<b>124</b>	<b>47</b>	<b>28</b>	<b>258</b>	<b>67</b>	<b>60</b>	<b>704</b>	<b>1302</b>
21. Fazilka										
	Abohar	0	20	15	22	315	150	151	306	979
	Jalalabad	0	2	0	2	107	6	5	75	197
	Fazilka	0	15	0	20	80	32	30	737	914
	<b>Sub-Total</b>	<b>0</b>	<b>37</b>	<b>15</b>	<b>44</b>	<b>502</b>	<b>188</b>	<b>186</b>	<b>1118</b>	<b>2090</b>
22. Pathankot										
	Pathankot	4	199	15	2	479	5	18	548	1270
	sujanpur	6	10	5	4	76	5	3	79	188
	<b>Sub-Total</b>	<b>10</b>	<b>209</b>	<b>20</b>	<b>6</b>	<b>555</b>	<b>10</b>	<b>21</b>	<b>627</b>	<b>1458</b>
	<b>Grand Total</b>	<b>122</b>	<b>1487</b>	<b>504</b>	<b>566</b>	<b>28084</b>	<b>1766</b>	<b>4575</b>	<b>46101</b>	<b>83205</b>

### Box:3- Medical facilities in Municipal Areas



**Vital and Health Statistics**

**Table No. 4 No. of Allopathic Hospitals, Dispensaries and Other Clinics 2013-14**

SN/ Name of the District	Name of the Municipality/ Municipal Corpn.	Govt. Institutions										
		General Hospitals	Dispen- saries	Maternity & Child Health Centres	Family Planning Centres	X-ray Clinics	Patho- logical Labo- ratories etc.	Dental Clinics	T.B. Clinics	Others	Total	
1/2	3	4	5	6	7	8	9	10	11	12	13	
<b>1. Kapurthala</b>												
	Kapurthala	1	5	1	1	1	1	1	1	1	1	13
	Phagwara	2	4	1	1	1	1	1	1	0	0	11
	Sultanpur Lodhi	1	0	1	1	1	1	1	1	0	0	6
	Dhilwan	1	1	1	0	1	1	1	1	0	0	6
	Begowal	1	0	1	0	1	1	1	1	1	0	6
	Bhulath	1	0	1	1	0	1	1	1	0	0	5
	Nadala	0	1	0	0	0	0	0	0	0	0	1
	<b>Sub-Total</b>	<b>7</b>	<b>11</b>	<b>6</b>	<b>4</b>	<b>5</b>	<b>6</b>	<b>6</b>	<b>6</b>	<b>2</b>	<b>1</b>	<b>48</b>
<b>2. Fatehgarh Sahib</b>												
	Amlah	1	0	0	1	1	1	1	1	0	0	5
	Sirhind	1	4	1	1	1	1	1	1	1	0	11
	Gobindgarh	2	2	1	1	1	1	1	1	1	0	10
	Bassi Pathana	1	0	0	1	1	1	0	0	0	0	4
	Khamano	1	0	0	1	0	0	0	0	0	0	2
	<b>Sub-Total</b>	<b>6</b>	<b>6</b>	<b>2</b>	<b>5</b>	<b>4</b>	<b>4</b>	<b>3</b>	<b>2</b>	<b>0</b>	<b>0</b>	<b>32</b>
<b>3. Mansa</b>												
	Mansa	1	3	2	1	2	1	1	1	0	0	11
	Budhlada	1	0	1	1	1	1	1	1	0	0	6
	Bareta	1	0	1	1	1	1	1	1	0	0	6
	Bhikhi	1	0	1	1	1	1	1	1	0	0	6
	Sardulgarh	1	0	1	1	1	1	1	1	0	0	6
	Boha	0	0	0	0	0	0	0	0	0	0	0
	<b>Sub-Total</b>	<b>5</b>	<b>3</b>	<b>6</b>	<b>5</b>	<b>6</b>	<b>5</b>	<b>5</b>	<b>0</b>	<b>0</b>	<b>0</b>	<b>35</b>
<b>4. Firozpur</b>												
	Firozpur	1	1	1	1	1	1	1	1	1	0	8
	Talwandi Bhai	1	1	1	1	0	1	0	1	1	0	6
	Zira	1	1	1	1	1	2	1	1	1	0	9
	Guru Har Sahai	1	1	1	1	1	1	1	1	1	0	8
	Makhu	1	1	1	0	1	1	1	1	1	0	7
	Mudakki	1	0	1	1	1	1	0	0	0	0	5
	Malanwali khas	1	0	1	1	0	1	0	1	1	0	5
	<b>Sub-Total</b>	<b>7</b>	<b>5</b>	<b>7</b>	<b>6</b>	<b>5</b>	<b>8</b>	<b>4</b>	<b>6</b>	<b>0</b>	<b>0</b>	<b>48</b>
<b>5. Ludhiana</b>												
	Ludhiana	7	40	1	1	1	1	1	1	1	0	53
	Samrala	1	0	1	1	1	1	1	1	1	0	7
	Khanna	1	1	1	1	1	1	1	1	1	0	8
	Doraha	0	1	1	0	0	0	0	0	0	0	2
	Jagraon	1	0	1	1	1	1	1	1	1	0	7
	Raikot	1	0	1	1	1	1	1	1	1	0	7
	Mulanpur	0	1	1	1	0	0	0	0	0	0	3
	Payal	0	1	1	1	1	1	1	1	1	0	7
	Machhiwara	0	1	1	1	1	1	1	1	1	0	7
	Maloud	0	1	1	1	1	1	1	1	1	0	7
	Sahnewal	0	1	1	1	1	1	1	1	1	0	7
	<b>Sub-Total</b>	<b>11</b>	<b>47</b>	<b>11</b>	<b>10</b>	<b>9</b>	<b>9</b>	<b>9</b>	<b>9</b>	<b>9</b>	<b>0</b>	<b>115</b>
<b>6. Patiala</b>												
	Ghagga	0	1	0	0	0	0	0	0	0	0	1
	Bhadson	1	0	0	0	0	0	0	0	0	0	1
	Ghanaur	1	0	0	0	1	1	1	1	1	0	5
	Nabha	2	2	1	1	1	1	1	1	1	0	10
	Patiala	2	15	1	3	2	4	5	5	1	0	33
	Patran	0	1	0	0	0	0	0	0	0	0	1
	Rajpura	3	4	1	1	1	2	2	2	0	0	14
	Samana	1	0	1	1	1	1	1	1	0	0	6
	Sanaur	0	1	0	0	0	0	0	0	0	0	1
	<b>Sub-Total</b>	<b>10</b>	<b>24</b>	<b>4</b>	<b>6</b>	<b>6</b>	<b>9</b>	<b>10</b>	<b>3</b>	<b>0</b>	<b>0</b>	<b>72</b>

7. Amritsar											
	Amritsar	11	7	6	2	3	3	2	0	0	34
	Jandiala	1	1	0	0	0	0	0	0	0	2
	Ramdass	1	0	1	1	1	1	0	0	0	5
	Majitha	1	1	1	1	1	1	1	1	0	8
	Rayya	0	0	0	0	0	0	0	0	0	0
	Raja Sansi	0	0	1	0	0	0	1	0	0	2
	Ajnala	1	1	2	2	2	5	4	0	0	17
	<b>Sub-Total</b>	<b>15</b>	<b>10</b>	<b>11</b>	<b>6</b>	<b>7</b>	<b>10</b>	<b>8</b>	<b>1</b>	<b>0</b>	<b>68</b>
8. Tarn Taran											
	Tarn Taran	1	0	1	1	1	1	1	1	0	7
	Patti	1	0	1	1	1	1	1	1	0	7
	Khemkaran	1	0	1	1	0	1	0	1	0	5
	Bhikhiwind	0	0	0	0	0	0	0	0	0	0
	<b>Sub-Total</b>	<b>3</b>	<b>0</b>	<b>3</b>	<b>3</b>	<b>2</b>	<b>3</b>	<b>2</b>	<b>3</b>	<b>0</b>	<b>19</b>
9. Hoshiarpur											
	Sham Churasi	1	0	1	1	1	1	1	1	0	7
	Hoshiarpur	2	5	2	2	2	2	2	1	0	18
	Hariyana	1	0	1	1	0	1	0	1	0	5
	Gardhiwal	0	0	0	0	0	0	0	0	0	0
	Garh Shankar	1	0	1	1	1	1	1	1	0	7
	Tanda	1	0	1	1	1	1	1	1	0	7
	Dasuya	1	0	1	1	1	1	1	1	0	7
	Mukerian	1	0	1	1	1	1	1	1	0	7
	Mahilpur	1	0	1	1	1	1	1	1	0	7
	Talwara	1	0	1	1	1	1	1	1	0	7
	<b>Sub-Total</b>	<b>10</b>	<b>5</b>	<b>10</b>	<b>10</b>	<b>9</b>	<b>10</b>	<b>9</b>	<b>9</b>	<b>0</b>	<b>72</b>
10. Shaheed Bhagat Singh Nagar											
	S.B.S. Nagar	1	1	1	1	1	1	1	0	0	7
	Banga	1	0	1	1	1	1	1	0	0	6
	Balachaur	1	0	1	1	1	1	1	0	0	6
	Rahon	0	1	0	0	0	0	0	0	0	1
	<b>Sub-Total</b>	<b>3</b>	<b>2</b>	<b>3</b>	<b>3</b>	<b>3</b>	<b>3</b>	<b>3</b>	<b>0</b>	<b>0</b>	<b>20</b>
11. Gurdaspur											
	Qadian	0	0	0	0	0	0	0	0	0	0
	Shri Hargobindpur	1	0	1	1	0	1	0	1	0	5
	Dina Nagar	0	1	0	0	0	0	0	0	0	1
	Batala	1	1	1	1	1	1	1	1	0	8
	Dhariwal	1	0	0	0	0	0	0	0	0	1
	Dera Baba Nanak	1	0	1	1	1	1	1	1	0	7
	Gurdaspur	1	2	1	1	1	1	1	1	0	9
	Fatehgarh Churian	1	0	0	0	0	0	0	0	0	1
	<b>Sub-Total</b>	<b>6</b>	<b>4</b>	<b>4</b>	<b>4</b>	<b>3</b>	<b>4</b>	<b>3</b>	<b>4</b>	<b>0</b>	<b>32</b>
12. Faridkot											
	Faridkot	3	4	2	2	2	2	2	1	0	18
	Kotkapura	1	1	1	1	1	1	1	0	0	7
	Jaitu	1	0	1	0	0	0	0	0	0	2
	<b>Sub-Total</b>	<b>5</b>	<b>5</b>	<b>4</b>	<b>3</b>	<b>3</b>	<b>3</b>	<b>3</b>	<b>1</b>	<b>0</b>	<b>27</b>
13. Shri Muktsar Sahib											
	Muktsar	1	2	1	1	1	1	1	1	0	9
	Malout	1	1	1	1	1	1	1	1	0	8
	Gidderbaha	1	1	1	1	1	1	1	1	0	8
	Bariwala	1	0	4	1	3	2	3	1	0	15
	<b>Sub-Total</b>	<b>4</b>	<b>4</b>	<b>7</b>	<b>4</b>	<b>6</b>	<b>5</b>	<b>6</b>	<b>4</b>	<b>0</b>	<b>40</b>
14. Moga											
	Dharamkot	0	1	3	1	0	0	0	0	0	5
	Badhni Kalan	0	1	0	0	0	0	0	0	0	1
	Bagha Purana	1	0	1	1	1	7	1	1	0	13
	Moga	1	1	1	1	1	1	1	1	1	9
	Nihal Singh Wala	0	0	0	0	0	0	0	0	0	0
	Kot Isse Khan	1	0	1	1	1	0	0	0	0	4
	<b>Sub-Total</b>	<b>3</b>	<b>3</b>	<b>6</b>	<b>4</b>	<b>3</b>	<b>8</b>	<b>2</b>	<b>2</b>	<b>1</b>	<b>32</b>
15. Rupnagar											
	Rupnagar	1	3	1	1	1	1	0	1	0	9
	Morinda	1	0	1	1	1	1	0	0	0	1
	Shri Anandpur Sahib	1	0	1	1	1	1	0	0	0	5
	Nangal	1	1	1	1	1	1	0	0	0	6
	Shri Chamkaur Sahib	1	2	1	1	2	2	4	0	0	13
	Shri Kiratpur Sahib	1	0	1	1	1	1	1	0	0	6
	Nurpur Bedi	1	0	1	1	1	1	1	0	0	6
	<b>Sub-Total</b>	<b>7</b>	<b>6</b>	<b>7</b>	<b>7</b>	<b>8</b>	<b>8</b>	<b>6</b>	<b>1</b>	<b>0</b>	<b>40</b>

16. Sahibzada Ajit Singh Nagar											
S.A.S. Nagar	2	7	1	1	1	1	1	1	1	1	16
Kurali	1	0	1	1	1	1	1	1	0	0	6
Kharar	1	1	1	1	1	1	1	1	1	0	8
Dera Bassi	1	0	1	1	1	1	1	1	0	0	6
Zirakpur	0	1	1	0	0	0	0	0	0	0	2
Naya-Gaon	0	1	0	0	2	1	1	1	0	0	5
Banur	0	1	0	0	4	4	0	0	0	0	9
Lalru	0	1	0	0	0	0	0	0	0	0	1
<b>Sub-Total</b>	<b>5</b>	<b>12</b>	<b>5</b>	<b>4</b>	<b>10</b>	<b>9</b>	<b>5</b>	<b>2</b>	<b>1</b>	<b>1</b>	<b>53</b>
17. Bathinda											
Bathinda	2	10	1	1	2	2	2	2	1	0	21
Bhucho	1	1	1	1	1	1	1	1	0	0	7
Goniana	1	0	1	1	1	1	1	1	0	0	6
Kot Fattah	0	1	0	0	0	0	0	0	0	0	1
Maur	1	1	1	1	1	1	1	1	0	0	7
Rama	1	1	1	1	1	1	1	1	0	0	7
Rampura Phool	1	1	1	1	1	1	1	1	0	0	7
Sangat	1	1	1	1	1	1	1	1	0	0	7
Talwandi Sabo	1	2	1	1	1	1	1	1	0	0	8
Bhgta	1	1	1	1	1	1	1	1	0	0	7
Kotshamir	1	1	0	0	0	0	0	0	0	0	2
Lehra Mohabbat	1	1	0	0	0	0	0	0	0	0	2
Nathana	1	1	0	0	0	0	0	0	0	0	2
Chowke	0	1	0	0	0	0	0	0	0	0	1
Rampura	1	3	0	0	0	0	0	0	0	0	4
Balianwali	1	1	0	0	0	0	0	0	0	0	2
Mandi Kalan	1	0	0	0	0	0	0	0	0	0	1
Maluka	0	1	0	0	0	0	0	0	0	0	1
Bhairupa	1	0	0	0	0	0	0	0	0	0	1
Kotha Guru	0	1	0	0	0	0	0	0	0	0	1
Mehraj	1	2	0	0	0	0	0	0	0	0	3
<b>Sub-Total</b>	<b>18</b>	<b>31</b>	<b>9</b>	<b>9</b>	<b>10</b>	<b>10</b>	<b>10</b>	<b>10</b>	<b>1</b>	<b>0</b>	<b>98</b>
18. Jalandhar											
Adampur	0	1	0	1	1	1	1	1	0	0	5
Alawalpur	0	1	0	1	0	0	0	0	0	0	2
Jalandhar	4	20	1	2	3	3	3	3	1	1	38
Kartarpur	0	1	1	1	1	0	1	0	0	0	5
Nakodar	1	1	0	1	1	1	1	1	0	1	7
Noor Mahal	1	1	0	1	0	0	3	0	0	0	6
Philaur	2	1	1	1	1	2	1	0	0	0	9
Shahkot	1	1	1	1	1	1	1	1	1	0	8
Goraya	0	2	0	1	0	0	0	0	0	0	3
Bhogpur	0	1	0	1	0	1	0	0	0	0	3
Lohian Khas	1	0	1	1	0	0	0	0	0	0	3
<b>Sub-Total</b>	<b>10</b>	<b>30</b>	<b>5</b>	<b>12</b>	<b>8</b>	<b>9</b>	<b>11</b>	<b>11</b>	<b>2</b>	<b>2</b>	<b>89</b>
19. Sangrur											
Malerkotla	1	2	1	1	1	1	1	1	1	0	9
Sangrur	1	3	1	1	2	1	1	1	1	1	12
Sunam	1	2	1	1	1	1	1	1	0	0	8
Dhuri	1	2	1	1	1	1	1	1	1	0	9
Longowal	1	0	1	1	1	1	1	1	1	1	8
Ahmedgarh	1	0	1	1	1	1	1	1	1	1	8
Lehragaga	1	0	1	1	1	1	1	1	1	1	8
Bhiwanigarh	1	0	1	1	1	1	1	1	1	1	8
Khanauri	1	0	0	1	0	1	0	0	0	1	4
Cheema	1	0	1	1	1	1	0	1	0	0	6
Dirba	1	0	0	1	0	0	0	0	0	0	2
Moonak	1	0	1	1	1	1	1	1	1	1	8
<b>Sub-Total</b>	<b>12</b>	<b>9</b>	<b>10</b>	<b>12</b>	<b>11</b>	<b>11</b>	<b>9</b>	<b>9</b>	<b>9</b>	<b>7</b>	<b>90</b>
20. Barnala											
Barnala	1	3	1	1	1	0	1	0	0	0	8
Tapa	0	0	1	1	1	0	0	0	0	1	4
Bhadaur	0	0	1	1	0	0	0	0	0	1	3
Dhanoula	0	0	1	1	1	0	0	0	0	1	4
Handiaya	0	1	0	1	0	0	0	0	0	0	2
<b>Sub-Total</b>	<b>1</b>	<b>4</b>	<b>4</b>	<b>5</b>	<b>3</b>	<b>0</b>	<b>1</b>	<b>0</b>	<b>0</b>	<b>3</b>	<b>21</b>
21. Fazilka											
Abohar	1	1	1	2	1	1	1	1	1	1	10
Jalalabad	1	1	1	0	1	1	1	1	1	0	7
Fazilka	1	1	1	1	1	1	1	1	1	1	9
<b>Sub-Total</b>	<b>3</b>	<b>3</b>	<b>3</b>	<b>3</b>	<b>3</b>	<b>3</b>	<b>3</b>	<b>3</b>	<b>3</b>	<b>2</b>	<b>26</b>
22. Pathankot											
Pathankot	1	4	1	1	1	1	1	1	1	2	13
sujanpur	0	1	0	0	0	0	0	0	0	0	1
<b>Sub-Total</b>	<b>1</b>	<b>5</b>	<b>1</b>	<b>1</b>	<b>1</b>	<b>1</b>	<b>1</b>	<b>1</b>	<b>1</b>	<b>2</b>	<b>14</b>
<b>Grand Total</b>	<b>152</b>	<b>229</b>	<b>128</b>	<b>126</b>	<b>125</b>	<b>138</b>	<b>119</b>	<b>65</b>	<b>19</b>	<b>1</b>	<b>1091</b>







16. Sahibzada Ajit Singh Nagar											
S.A.S. Nagar	0	0	0	0	0	0	0	0	0	0	0
Kurali	0	0	0	0	0	0	0	0	0	0	0
Kharar	0	0	0	0	0	0	0	0	0	0	0
Dera Bassi	0	0	0	0	0	0	0	0	0	0	0
Zirakpur	0	0	0	0	0	0	0	0	0	0	0
Naya-Gaon	0	0	0	0	0	0	0	0	0	0	0
Banur	0	0	0	0	0	0	0	0	0	0	0
Lalru	0	0	0	0	0	0	0	0	0	0	0
<b>Sub-Total</b>	<b>0</b>	<b>0</b>	<b>0</b>	<b>0</b>	<b>0</b>	<b>0</b>	<b>0</b>	<b>0</b>	<b>0</b>	<b>0</b>	<b>0</b>
17. Bathinda											
Bathinda	0	0	0	0	0	0	0	0	0	0	0
Bhucho	0	0	0	0	0	0	0	0	0	0	0
Goniana	0	0	0	0	0	0	0	0	0	0	0
Kot Fattah	0	0	0	0	0	0	0	0	0	0	0
Maur	0	0	0	0	0	0	0	0	0	0	0
Rama	0	0	0	0	0	0	0	0	0	0	0
Rampura Phool	0	0	0	0	0	0	0	0	0	0	0
Sangat	0	0	0	0	0	0	0	0	0	0	0
Talwandi Sabo	0	0	0	0	0	0	0	0	0	0	0
Bhgta	0	0	0	0	0	0	0	0	0	0	0
Kotshamir	0	0	0	0	0	0	0	0	0	0	0
Lehra	0	0	0	0	0	0	0	0	0	0	0
Mohabbat	0	0	0	0	0	0	0	0	0	0	0
Nathana	0	0	0	0	0	0	0	0	0	0	0
Chowke	0	0	0	0	0	0	0	0	0	0	0
Rampura	0	0	0	0	0	0	0	0	0	0	0
Balianwali	0	0	0	0	0	0	0	0	0	0	0
Mandi Kalan	0	0	0	0	0	0	0	0	0	0	0
Maluka	0	0	0	0	0	0	0	0	0	0	0
Bhairupa	0	0	0	0	0	0	0	0	0	0	0
Kotha Guru	0	0	0	0	0	0	0	0	0	0	0
Mehraj	0	0	0	0	0	0	0	0	0	0	0
<b>Sub-Total</b>	<b>0</b>	<b>0</b>	<b>0</b>	<b>0</b>	<b>0</b>	<b>0</b>	<b>0</b>	<b>0</b>	<b>0</b>	<b>0</b>	<b>0</b>
18. Jalandhar											
Adampur	0	1	0	1	1	1	1	1	0	0	5
Alawalpur	0	1	0	1	0	0	0	0	0	0	2
Jalandhar	4	20	1	2	3	3	3	3	1	1	38
Kartarpur	0	1	1	1	1	0	1	0	0	0	5
Nakodar	1	1	0	1	1	1	1	1	0	1	7
Noor Mahal	1	1	0	1	0	0	1	0	0	0	4
Philaur	2	1	1	1	1	1	1	1	0	0	8
Shahkot	1	1	1	1	1	1	1	1	1	0	8
Goraya	0	2	0	1	0	0	0	0	0	0	3
Bhogpur	0	1	0	1	0	1	0	0	0	0	3
Lohian Khas	1	0	1	1	0	0	0	0	0	0	3
<b>Sub-Total</b>	<b>10</b>	<b>30</b>	<b>5</b>	<b>12</b>	<b>8</b>	<b>8</b>	<b>9</b>	<b>2</b>	<b>2</b>	<b>86</b>	
19. Sangrur											
Malerkotla	0	0	0	0	0	0	0	0	0	0	0
Sangrur	0	0	0	0	0	0	0	0	0	0	0
Sunam	0	0	0	0	0	0	0	0	0	0	0
Dhuri	0	0	0	0	0	0	0	0	0	0	0
Longowal	0	0	0	0	0	0	0	0	0	0	0
Ahmedgarh	0	0	0	0	0	0	0	0	0	0	0
Lehragaga	0	0	0	0	0	0	0	0	0	0	0
Bhiwanigarh	0	0	0	0	0	0	0	0	0	0	0
Cheema	0	0	0	0	0	0	0	0	0	0	0
Dirba	0	0	0	0	0	0	0	0	0	0	0
Moonak	0	0	0	0	0	0	0	0	0	0	0
<b>Sub-Total</b>	<b>0</b>	<b>0</b>	<b>0</b>	<b>0</b>	<b>0</b>	<b>0</b>	<b>0</b>	<b>0</b>	<b>0</b>	<b>0</b>	<b>0</b>
20. Barnala											
Barnala	1	3	1	1	1	0	1	0	0	0	8
Tapa	0	0	0	0	0	0	0	0	0	0	0
Bhadaur	0	0	0	0	0	0	0	0	0	0	0
Dhanoula	0	0	0	0	0	0	0	0	0	0	0
Handiaya	0	0	0	0	0	0	0	0	0	0	0
<b>Sub-Total</b>	<b>1</b>	<b>3</b>	<b>1</b>	<b>1</b>	<b>1</b>	<b>0</b>	<b>1</b>	<b>0</b>	<b>0</b>	<b>0</b>	<b>8</b>
21. Fazilka											
Abohar	0	2	0	0	0	0	0	0	0	0	2
Jalalabad	0	0	0	0	0	0	0	0	0	0	0
Fazilka	0	0	0	0	0	0	0	0	0	0	0
<b>Sub-Total</b>	<b>0</b>	<b>2</b>	<b>0</b>	<b>0</b>	<b>0</b>	<b>0</b>	<b>0</b>	<b>0</b>	<b>0</b>	<b>0</b>	<b>2</b>
22. Pathankot											
Pathankot	0	0	0	0	0	0	0	0	0	0	0
sujanpur	0	0	0	0	0	0	0	0	0	0	0
<b>Sub-Total</b>	<b>0</b>	<b>0</b>	<b>0</b>	<b>0</b>	<b>0</b>	<b>0</b>	<b>0</b>	<b>0</b>	<b>0</b>	<b>0</b>	<b>0</b>
<b>Grand Total</b>	<b>11</b>	<b>43</b>	<b>17</b>	<b>18</b>	<b>9</b>	<b>9</b>	<b>10</b>	<b>3</b>	<b>22</b>	<b>142</b>	





17. Bathinda										
Bathinda	0	0	0	0	0	0	0	0	0	0
Bhucho	0	0	0	0	0	0	0	0	0	0
Goniana	0	0	0	0	0	0	0	0	0	0
Kot Fattah	0	0	0	0	0	0	0	0	0	0
Maur	0	0	0	0	0	0	0	0	0	0
Rama	0	0	0	0	0	0	0	0	0	0
Rampura Phool	0	0	0	0	0	0	0	0	0	0
Sangat	0	0	0	0	0	0	0	0	0	0
Talwandi Sabo	0	0	0	0	0	0	0	0	0	0
Bhgta	0	0	0	0	0	0	0	0	0	0
Kotshamir	0	0	0	0	0	0	0	0	0	0
Lehra Mohabbat	0	0	0	0	0	0	0	0	0	0
Nathana	0	0	0	0	0	0	0	0	0	0
Chowke	0	0	0	0	0	0	0	0	0	0
Rampura	0	0	0	0	0	0	0	0	0	0
Balianwali	0	0	0	0	0	0	0	0	0	0
Mandi Kalan	0	0	0	0	0	0	0	0	0	0
Maluka	0	0	0	0	0	0	0	0	0	0
Bhairupa	0	0	0	0	0	0	0	0	0	0
Kotha Guru	0	0	0	0	0	0	0	0	0	0
Mehraj	0	0	0	0	0	0	0	0	0	0
<b>Sub-Total</b>	<b>0</b>	<b>0</b>	<b>0</b>	<b>0</b>	<b>0</b>	<b>0</b>	<b>0</b>	<b>0</b>	<b>0</b>	<b>0</b>
18. Jalandhar										
Adampur	0	0	0	0	0	0	0	0	0	0
Alawalpur	0	0	0	0	0	0	0	0	0	0
Jalandhar	1	14	4	4	0	0	0	0	0	23
Kartarpur	0	0	0	0	0	0	0	0	0	0
Nakodar	0	0	0	0	0	0	0	0	0	0
Noor Mahal	0	0	0	0	0	0	0	0	0	0
Philaur	0	0	0	0	0	0	0	0	0	0
Shahkot	0	0	0	0	0	0	0	0	0	0
Goraya	0	0	0	0	0	0	0	0	0	0
Bhogpur	0	0	0	0	0	0	0	0	0	0
Lohian Khas	0	0	0	0	0	0	0	0	0	0
<b>Sub-Total</b>	<b>1</b>	<b>14</b>	<b>4</b>	<b>4</b>	<b>0</b>	<b>0</b>	<b>0</b>	<b>0</b>	<b>0</b>	<b>23</b>
19. Sangrur										
Malerkotla	0	0	0	0	0	0	0	0	0	0
Sangrur	0	0	0	0	0	0	0	0	0	0
Sunam	0	0	0	0	0	0	0	0	0	0
Dhuri	0	0	0	0	0	0	0	0	0	0
Longowal	0	0	0	0	0	0	0	0	0	0
Ahmedgarh	0	0	0	0	0	0	0	0	0	0
Lehragaga	0	0	0	0	0	0	0	0	0	0
Bhiwanigarh	0	0	0	0	0	0	0	0	0	0
Khanauri	0	0	0	0	0	0	0	0	0	0
Cheema	0	0	0	0	0	0	0	0	0	0
Dirba	0	0	0	0	0	0	0	0	0	0
Moonak	0	0	0	0	0	0	0	0	0	0
<b>Sub-Total</b>	<b>0</b>	<b>0</b>	<b>0</b>	<b>0</b>	<b>0</b>	<b>0</b>	<b>0</b>	<b>0</b>	<b>0</b>	<b>0</b>
20. Barnala										
Barnala	0	0	0	0	0	0	0	0	0	0
Tapa	0	0	0	0	0	0	0	0	0	0
Bhadaur	0	0	0	0	0	0	0	0	0	0
Dhanoula	0	0	0	0	0	0	0	0	0	0
Handiaya	0	0	0	0	0	0	0	0	0	0
<b>Sub-Total</b>	<b>0</b>	<b>0</b>	<b>0</b>	<b>0</b>	<b>0</b>	<b>0</b>	<b>0</b>	<b>0</b>	<b>0</b>	<b>0</b>
21. Fazilka										
Abohar	0	0	0	0	0	0	0	0	0	0
Jalalabad	0	0	0	0	0	0	0	0	0	0
Fazilka	0	0	0	0	0	0	0	0	0	0
<b>Sub-Total</b>	<b>0</b>	<b>0</b>	<b>0</b>	<b>0</b>	<b>0</b>	<b>0</b>	<b>0</b>	<b>0</b>	<b>0</b>	<b>0</b>
22. Pathankot										
Pathankot	0	0	0	0	0	0	0	0	0	0
sujanpur	0	0	0	0	0	0	0	0	0	0
<b>Sub-Total</b>	<b>0</b>	<b>0</b>	<b>0</b>	<b>0</b>	<b>0</b>	<b>0</b>	<b>0</b>	<b>0</b>	<b>0</b>	<b>0</b>
<b>Grand Total</b>	<b>4</b>	<b>16</b>	<b>4</b>	<b>6</b>	<b>2</b>	<b>3</b>	<b>0</b>	<b>0</b>	<b>0</b>	<b>35</b>

Vital and Health Statistics

Table No. 4.3 No. of Ayurvedic/Unani Hospitals, Dispensaries and Other Facilities (Government) 2013-14

SN/ Name of the District	Name of the Municipality/ Municipal Corpn.	Hospitals	Dispensaries	Health Centres	Beds	Patients Treated	
						Indoor	Outdoor
1/2	3	4	5	6	7	8	9
<b>1. Kapurthala</b>							
	Kapurthala	0	3	0	0	0	11194
	Phagwara	0	2	1	0	0	16977
	Sultanpur Lodhi	0	1	0	0	0	3348
	Dhilwan	0	1	0	0	0	6920
	Begowal	0	1	0	0	0	7060
	Bhulath	0	1	0	0	0	2587
	Nadala	0	0	0	0	0	0
	<b>Sub-Total</b>	<b>0</b>	<b>9</b>	<b>1</b>	<b>0</b>	<b>0</b>	<b>48086</b>
<b>2. Fatehgarh Sahib</b>							
	Amlloh	0	0	0	0	0	0
	Sirhind	0	2	0	0	0	13479
	Gobindgarh	0	1	0	0	0	8484
	Bassi Pathana	0	0	0	0	0	0
	Khamano	0	1	0	0	0	9264
	<b>Sub-Total</b>	<b>0</b>	<b>4</b>	<b>0</b>	<b>0</b>	<b>0</b>	<b>31227</b>
<b>3. Mansa</b>							
	Mansa	0	1	0	0	0	10753
	Budhlada	0	0	0	0	0	0
	Bareta	0	1	0	0	0	7877
	Bhikhi	0	0	0	0	0	0
	Sardulgarh	0	0	0	0	0	0
	Boha	0	0	0	0	0	0
	<b>Sub-Total</b>	<b>0</b>	<b>2</b>	<b>0</b>	<b>0</b>	<b>0</b>	<b>18630</b>
<b>4. Firozpur</b>							
	Firozpur	0	1	0	0	0	245
	Talwandi Bhai	0	1	0	0	0	497
	Zira	0	1	0	0	0	415
	Guru Har Sahai	0	0	0	0	0	0
	Makhu	0	0	0	0	0	0
	Mudakki	0	0	0	0	0	0
	Malanwali khas	0	0	0	0	0	0
	<b>Sub-Total</b>	<b>0</b>	<b>3</b>	<b>0</b>	<b>0</b>	<b>0</b>	<b>1157</b>
<b>5. Ludhiana</b>							
	Ludhiana	1	6	1	10	0	50138
	Samrala	0	1	0	0	0	4213
	Khanna	0	1	0	0	0	7413
	Doraha	0	0	0	0	0	0
	Jagraon	0	1	0	0	0	5026
	Raikot	0	1	0	0	0	5638
	Mulanpur	0	0	0	0	0	0
	Payal	0	1	0	0	0	7467
	Machhiwara	0	0	0	0	0	0
	Maloud	0	0	0	0	0	0
	Sahnewal	0	0	0	0	0	0
	<b>Sub-Total</b>	<b>1</b>	<b>11</b>	<b>1</b>	<b>10</b>	<b>0</b>	<b>79895</b>
<b>6. Patiala</b>							
	Ghagga	0	1	0	0	0	8393
	Bhadson	0	0	0	0	0	0
	Ghanaur	0	0	0	0	0	0
	Nabha	0	1	0	5	0	9825
	Patiala	2	3	0	149	21225	112746
	Patran	0	0	0	0	0	0
	Rajpura	0	1	0	0	0	2431
	Samana	0	1	0	0	0	8789
	Sanaur	0	1	0	0	0	4115
	<b>Sub-Total</b>	<b>2</b>	<b>8</b>	<b>0</b>	<b>154</b>	<b>21225</b>	<b>146299</b>

7. Amritsar							
Amritsar	0	3	1	0	0	31840	
Jandiala	0	0	0	0	0	0	
Ramdas	0	0	0	0	0	0	
Majitha	0	0	0	0	0	0	
Rayya	0	0	0	0	0	0	
Raja Sansi	0	0	0	0	0	0	
Ajnala	0	0	0	0	0	0	
<b>Sub-Total</b>	<b>0</b>	<b>3</b>	<b>1</b>	<b>0</b>	<b>0</b>	<b>31840</b>	
8. Tarn Taran							
Tarn Taran	0	0	0	0	0	0	
Patti	0	0	0	0	0	0	
Khemkaran	0	0	0	0	0	0	
Bhikhiwind	0	0	0	0	0	0	
<b>Sub-Total</b>	<b>0</b>	<b>0</b>	<b>0</b>	<b>0</b>	<b>0</b>	<b>0</b>	
9. Hoshiarpur							
Sham Churasi	0	0	0	0	0	0	
Hoshiarpur	0	2	0	0	0	70519	
Hariyana	0	0	0	0	0	0	
Gardhiwal	0	0	0	0	0	0	
Garh Shankar	0	0	0	0	0	0	
Tanda	0	1	0	0	0	7905	
Dasuya	0	0	0	0	0	0	
Mukerian	0	0	0	0	0	0	
Mahilpur	0	0	0	0	0	0	
Talwara	0	1	0	0	0	6754	
<b>Sub-Total</b>	<b>0</b>	<b>4</b>	<b>0</b>	<b>0</b>	<b>0</b>	<b>85178</b>	
10. Shaheed Bhagat Singh Nagar							
S.B.S. Nagar	0	0	0	0	0	0	
Banga	0	0	0	0	0	0	
Balachaur	1	0	0	0	0	11694	
Rahon	0	0	0	0	0	0	
<b>Sub-Total</b>	<b>1</b>	<b>0</b>	<b>0</b>	<b>0</b>	<b>0</b>	<b>11694</b>	
11. Gurdaspur							
Qadian	0	0	0	0	0	0	
Shri Hargobindpur	0	0	0	0	0	0	
Dina Nagar	0	0	0	0	0	0	
Batala	0	0	1	0	0	3613	
Dhariwal	0	0	0	0	0	0	
Dera Baba Nanak	0	0	0	0	0	0	
Gurdaspur	0	1	0	0	0	9702	
Fatehgarh Churian	0	0	0	0	0	0	
<b>Sub-Total</b>	<b>0</b>	<b>1</b>	<b>1</b>	<b>0</b>	<b>0</b>	<b>13315</b>	
12. Faridkot							
Faridkot	0	1	1	5	0	15178	
Kotkapura	0	0	0	0	0	0	
Jaitu	0	0	0	0	0	0	
<b>Sub-Total</b>	<b>0</b>	<b>1</b>	<b>1</b>	<b>5</b>	<b>0</b>	<b>15178</b>	
13. Shri Muktsar Sahib							
Shri Mukatsar Sahib	1	1	1	15	557	4749	
Malout	1	1	0	0	0	78	
Gidderbaha	1	0	0	0	0	82	
Bariwala	0	0	0	0	0	0	
Nihal Singh Wala	0	0	0	0	0	0	
Kot Ise Khan	0	0	0	0	0	0	
<b>Sub-Total</b>	<b>3</b>	<b>2</b>	<b>1</b>	<b>15</b>	<b>557</b>	<b>4909</b>	
14. Moga							
Dharamkot	0	0	0	0	0	0	
Badhni Kalan	0	0	0	0	0	0	
Bagha Purana	0	0	0	0	0	0	
Moga	0	2	0	0	0	14200	
<b>Sub-Total</b>	<b>0</b>	<b>2</b>	<b>0</b>	<b>0</b>	<b>0</b>	<b>14200</b>	
15. Rupnagar							
Rupnagar	0	2	0	0	0	12217	
Morinda	0	0	0	0	0	0	
Shri Anandpur Sahib	0	0	0	0	0	0	
Nangal	0	1	0	0	0	2959	
Shri Chamkaur Sahib	0	0	0	0	0	0	
Shri Kiratpur Sahib	0	0	0	0	0	0	
Nurpur Bedi	0	0	0	0	0	0	
<b>Sub-Total</b>	<b>0</b>	<b>3</b>	<b>0</b>	<b>0</b>	<b>0</b>	<b>15176</b>	

16. Sahibzada Ajit Singh Nagar							
	S.A.S. Nagar	0	2	0	0	0	9086
	Kurali	0	0	0	0	0	0
	Kharar	1	1	0	0	0	6139
	Dera Bassi	0	1	0	0	0	6894
	Zirakpur	0	0	0	0	0	0
	Naya-Gaon	0	0	0	0	0	0
	Banur	0	0	0	0	0	0
	Lalru	0	0	0	0	0	0
	<b>Sub-Total</b>	<b>1</b>	<b>4</b>	<b>0</b>	<b>0</b>	<b>0</b>	<b>22119</b>
17. Bathinda							
	Bathinda	1	4	0	50	15	31823
	Bhucho	0	0	0	0	0	0
	Goniana	0	2	0	0	0	9692
	Kot Fattah	0	1	0	0	0	2484
	Maur	0	3	0	5	0	14664
	Rama	0	1	0	0	0	3744
	Rampura Phool	0	2	0	0	0	12232
	Sangat	0	4	0	0	0	19344
	Talwandi Sabo	0	4	0	0	0	19032
	Bhgta	0	3	0	0	0	11544
	Kotshamir	0	0	0	0	0	0
	Lehra Mohabbat	0	1	0	0	0	4368
	Nathana	0	1	0	0	0	4680
	Chowke	0	0	0	0	0	0
	Rampura	0	0	0	0	0	0
	Balianwali	0	0	0	0	0	0
	Mandi Kalan	0	0	0	0	0	0
	Maluka	0	0	0	0	0	0
	Bhairupa	0	0	0	0	0	0
	Kotha Guru	0	2	0	0	0	8112
	Mehraj	0	0	0	0	0	0
	<b>Sub-Total</b>	<b>1</b>	<b>28</b>	<b>0</b>	<b>55</b>	<b>15</b>	<b>141719</b>
18. Jalandhar							
	Adampur	0	0	0	0	0	0
	Alawalpur	0	0	0	0	0	0
	Jalandhar	1	12	0	10	196	40355
	Kartarpur	0	0	0	0	0	0
	Nakodar	0	1	0	0	0	16924
	Noor Mahal	1	1	0	0	0	13245
	Philaur	0	1	0	0	0	5368
	Shahkot	0	0	0	0	0	0
	Goraya	0	0	0	0	0	0
	Bhogpur	0	0	0	0	0	0
	Lohian Khas	0	0	0	0	0	0
	<b>Sub-Total</b>	<b>2</b>	<b>15</b>	<b>0</b>	<b>10</b>	<b>196</b>	<b>75892</b>
19. Sangrur							
	Malerkotla	0	1	0	0	0	8294
	Sangrur	1	1	0	0	0	16978
	Sunam	0	1	0	0	0	7559
	Dhuri	0	1	0	0	0	9849
	Longowal	0	1	0	0	0	7618
	Ahmedgarh	0	0	0	0	0	0
	Lehragaga	0	0	0	0	0	0
	Bhiwanigarh	0	1	0	0	0	7860
	Khanauri	0	0	0	0	0	0
	Cheema	0	0	0	0	0	0
	Dirba	0	0	0	0	0	0
	Moonak	0	0	0	0	0	0
	<b>Sub-Total</b>	<b>1</b>	<b>6</b>	<b>0</b>	<b>0</b>	<b>0</b>	<b>58158</b>
20. Barnala							
	Barnala	0	1	0	0	0	12754
	Tapa	0	0	0	0	0	0
	Bhadaur	0	0	0	0	0	0
	Dhanoula	0	0	0	0	0	0
	Handiaya	0	0	0	0	0	0
	<b>Sub-Total</b>	<b>0</b>	<b>1</b>	<b>0</b>	<b>0</b>	<b>0</b>	<b>12754</b>
21. Fazilka							
	Abohar	0	2	0	0	0	19555
	Jalalabad	0	0	0	0	0	0
	Fazilka	0	0	0	0	0	0
	<b>Sub-Total</b>	<b>0</b>	<b>2</b>	<b>0</b>	<b>0</b>	<b>0</b>	<b>19555</b>
22. Pathankot							
	Pathankot	0	5	0	10	242	13546
	sujanpur	0	1	0	2	31	1417
	<b>Sub-Total</b>	<b>0</b>	<b>6</b>	<b>0</b>	<b>12</b>	<b>273</b>	<b>14963</b>
	<b>Grand Total</b>	<b>12</b>	<b>115</b>	<b>6</b>	<b>261</b>	<b>22266</b>	<b>861944</b>

Vital and Health Statistics

Table No. 4.4 No. of Homeopathic Hospitals, Dispensaries and Other Facilities (Government) 2013-14

SN/ Name of the District	Name of the Municipality/ Municipal Corpn.	Hospitals	Dispensaries	Health Centres	Beds	Patients Treated	
						Indoor	Outdoor
1/2	3	4	5	6	7	8	9
<b>1. Kapurthala</b>							
	Kapurthala	0	1	0	0	0	21325
	Phagwara	0	1	0	0	0	13264
	Sultanpur Lodhi	0	1	0	0	0	4927
	Dhilwan	0	0	0	0	0	0
	Begowal	0	0	0	0	0	0
	Bhulath	0	0	0	0	0	0
	Nadala	0	0	0	0	0	0
	<b>Sub-Total</b>	<b>0</b>	<b>3</b>	<b>0</b>	<b>0</b>	<b>0</b>	<b>39516</b>
<b>2. Fatehgarh Sahib</b>							
	Amloh	0	0	0	0	0	0
	Sirhind	0	0	0	0	0	0
	Gobindgarh	0	0	0	0	0	0
	Bassi Pathana	0	0	0	0	0	0
	Khamano	0	0	0	0	0	0
	<b>Sub-Total</b>	<b>0</b>	<b>0</b>	<b>0</b>	<b>0</b>	<b>0</b>	<b>0</b>
<b>3. Mansa</b>							
	Mansa	0	1	0	0	0	12476
	Budhlada	0	0	0	0	0	0
	Bareta	0	0	0	0	0	0
	Bhikhi	0	1	0	0	0	20029
	Sardulgarh	0	0	0	0	0	0
	Boha	0	0	0	0	0	0
	<b>Sub-Total</b>	<b>0</b>	<b>2</b>	<b>0</b>	<b>0</b>	<b>0</b>	<b>32505</b>
<b>4. Ferozpur</b>							
	Ferozpur	0	1	0	0	0	11468
	Talwandi Bhai	0	0	0	0	0	0
	Zira	0	1	0	0	0	9291
	Guru Har Sahai	0	1	0	0	0	11270
	Makhu	0	0	0	0	0	0
	Mudakki	0	0	0	0	0	0
	Malanwali khas	0	0	0	0	0	0
	<b>Sub-Total</b>	<b>0</b>	<b>3</b>	<b>0</b>	<b>0</b>	<b>0</b>	<b>32029</b>
<b>5. Ludhiana</b>							
	Ludhiana	0	2	0	0	0	47931
	Samrala	0	1	0	0	0	25226
	Khanna	0	0	0	0	0	0
	Doraha	0	0	0	0	0	0
	Jagraon	0	1	0	0	0	11857
	Raikot	0	0	0	0	0	0
	Mulanpur	0	1	0	0	0	29446
	Payal	0	0	0	0	0	0
	Machhiwara	0	1	0	0	0	33427
	Maloud	0	0	0	0	0	0
	Sahnewal	0	1	0	0	0	25133
	<b>Sub-Total</b>	<b>0</b>	<b>7</b>	<b>0</b>	<b>0</b>	<b>0</b>	<b>173020</b>
<b>6. Patiala</b>							
	Ghagga	0	0	0	0	0	0
	Bhadson	0	0	0	0	0	0
	Ghanaur	0	0	0	0	0	0
	Nabha	0	1	0	0	0	30601
	Patiala	0	2	0	0	0	195901
	Patran	0	0	0	0	0	0
	Rajpura	0	1	0	0	0	31598
	Samana	0	1	0	0	0	40115
	Sanaur	0	0	0	0	0	0
	<b>Sub-Total</b>	<b>0</b>	<b>5</b>	<b>0</b>	<b>0</b>	<b>0</b>	<b>298215</b>
<b>7. Amritsar</b>							
	Amritsar	0	1	0	0	0	11700
	Jandiala	0	1	0	0	0	9210
	Ramdass	0	0	0	0	0	0
	Majitha	0	1	0	0	0	3620
	Rayya	0	0	0	0	0	0
	Raja Sansi	0	0	0	0	0	0
	Ajnala	0	0	0	0	0	0
	<b>Sub-Total</b>	<b>0</b>	<b>3</b>	<b>0</b>	<b>0</b>	<b>0</b>	<b>24530</b>
<b>8. Tarn Taran</b>							
	Tarn Taran	0	1	0	0	0	0
	Patti	0	1	0	0	0	0
	Khemkaran	0	0	0	0	0	0
	Bhikhiaind	0	0	0	0	0	0
	<b>Sub-Total</b>	<b>0</b>	<b>2</b>	<b>0</b>	<b>0</b>	<b>0</b>	<b>0</b>



9. Hoshiarpur							
	Sham Churasi	0	0	0	0	0	0
	Hoshiarpur	0	1	0	0	0	14472
	Hariyana	0	0	0	0	0	0
	Gardhiwal	0	0	0	0	0	0
	Garh Shankar	0	1	0	0	0	9580
	Tanda	0	1	0	0	0	18233
	Dasuya	0	1	0	0	0	5464
	Mukerian	0	1	0	0	0	3363
	Mahilpur	0	0	0	0	0	0
	Talwara	0	0	0	0	0	0
	<b>Sub-Total</b>	<b>0</b>	<b>5</b>	<b>0</b>	<b>0</b>	<b>0</b>	<b>51112</b>
10. Shaheed Bhagat Singh Nagar							
	S.B.S. Nagar	1	0	0	0	0	15922
	Banga	0	0	0	0	0	0
	Balachaur	1	0	0	0	0	11694
	Rahon	0	0	0	0	0	0
	<b>Sub-Total</b>	<b>2</b>	<b>0</b>	<b>0</b>	<b>0</b>	<b>0</b>	<b>27616</b>
11. Gurdaspur							
	Qadian	0	0	0	0	0	0
	Shri Hargobindpur	0	0	0	0	0	0
	Dina Nagar	0	1	0	0	0	10511
	Batala	0	2	0	0	0	19809
	Dhariwal	0	0	0	0	0	0
	Dera Baba Nanak	0	0	0	0	0	0
	Gurdaspur	0	2	0	0	0	22538
	Fatehgarh Churian	0	1	0	0	0	9256
	<b>Sub-Total</b>	<b>0</b>	<b>6</b>	<b>0</b>	<b>0</b>	<b>0</b>	<b>62114</b>
12. Faridkot							
	Faridkot	0	2	0	0	0	26051
	Kotkapura	0	1	0	0	0	29015
	Jaitu	0	0	0	0	0	0
	<b>Sub-Total</b>	<b>0</b>	<b>3</b>	<b>0</b>	<b>0</b>	<b>0</b>	<b>55066</b>
13. Shri Muktsar Sahib							
	Shri Mukatsar Sahib	0	0	0	0	0	0
	Malout	0	0	0	0	0	0
	Gidderbaha	0	0	0	0	0	0
	Bariwala	0	0	0	0	0	0
	<b>Sub-Total</b>	<b>0</b>	<b>0</b>	<b>0</b>	<b>0</b>	<b>0</b>	<b>0</b>
14. Moga							
	Dharamkot	0	0	0	0	0	0
	Badhni Kalan	0	0	0	0	0	0
	Bagha Purana	0	3	0	0	0	0
	Moga	1	0	0	0	0	16420
	Nihal Singh Wala	0	0	0	0	0	0
	Kot Ise Khan	0	0	0	0	0	0
	<b>Sub-Total</b>	<b>1</b>	<b>3</b>	<b>0</b>	<b>0</b>	<b>0</b>	<b>16420</b>
15. Rupnagar							
	Rupnagar	0	1	0	0	0	16638
	Morinda	0	0	0	0	0	0
	Shri Anandpur Sahib	0	0	0	0	0	0
	Nangal	0	1	0	0	0	4140
	Shri Chamkaur Sahib	0	1	0	0	0	15221
	Shri Kiratpur Sahib	0	0	0	0	0	0
	Nurpur Bedi	0	0	0	0	0	0
	<b>Sub-Total</b>	<b>0</b>	<b>3</b>	<b>0</b>	<b>0</b>	<b>0</b>	<b>35999</b>
16. Sahibzada Ajit Singh Nagar							
	S.A.S. Nagar	0	4	0	0	0	42089
	Kurali	0	1	0	0	0	15800
	Kharar	0	1	0	0	0	13693
	Dera Bassi	0	1	0	0	0	28242
	Zirakpur	0	1	0	0	0	11111
	Naya-Gaon	0	1	0	0	0	13455
	Banur	0	1	0	0	0	14423
	Lalru	0	0	0	0	0	0
	<b>Sub-Total</b>	<b>0</b>	<b>10</b>	<b>0</b>	<b>0</b>	<b>0</b>	<b>138813</b>

17. Bathinda							
Bathinda	0	2	0	0	0	24169	
Bhucho	0	1	0	0	0	8098	
Goniana	0	1	0	0	0	16176	
Kot Fattah	0	0	0	0	0	0	
Maur	0	0	0	0	0	0	
Rama	0	0	0	0	0	0	
Rampura Phool	0	1	0	0	0	11656	
Sangat	0	1	0	0	0	4181	
Talwandi Sabo	0	1	0	0	0	19791	
Bhgta	0	0	0	0	0	0	
Kotshamir	0	0	0	0	0	0	
Lehra Mohabbat	0	0	0	0	0	0	
Nathana	0	1	0	0	0	242	
Chowke	0	0	0	0	0	0	
Rampura	0	0	0	0	0	0	
Balianwali	0	0	0	0	0	0	
Mandi Kalan	0	0	0	0	0	0	
Maluka	0	0	0	0	0	0	
Bhairupa	0	0	0	0	0	0	
Kotha Guru	0	0	0	0	0	0	
Mehraj	0	0	0	0	0	0	
<b>Sub-Total</b>	<b>0</b>	<b>8</b>	<b>0</b>	<b>0</b>	<b>0</b>	<b>84313</b>	
18. Jalandhar							
Adampur	0	0	0	0	0	0	
Alawalpur	0	0	0	0	0	0	
Jalandhar	1	1	0	0	0	50948	
Kartarpur	0	0	0	0	0	0	
Nakodar	0	1	0	0	0	24875	
Noor Mahal	0	1	0	0	0	14848	
Philaur	0	1	0	0	0	15448	
Shahkot	0	0	0	0	0	0	
Goraya	0	0	0	0	0	0	
Bhogpur	0	0	0	0	0	0	
Lohian Khas	0	0	0	0	0	0	
<b>Sub-Total</b>	<b>1</b>	<b>4</b>	<b>0</b>	<b>0</b>	<b>0</b>	<b>106119</b>	
19. Sangrur							
Malerkotla	0	2	0	0	0	49488	
Sangrur	0	2	0	10	0	29564	
Sunam	0	2	0	0	0	25557	
Dhuri	0	1	0	1	0	25544	
Longowal	0	1	0	0	0	5030	
Ahmedgarh	0	1	0	0	0	21842	
Lehragaga	0	0	0	0	0	0	
Bhiwanigarh	0	1	0	0	0	13483	
Khanauri	0	0	0	0	0	0	
Cheema	0	0	0	0	0	0	
Dirba	0	0	0	0	0	0	
Moonak	0	0	0	0	0	0	
<b>Sub-Total</b>	<b>0</b>	<b>10</b>	<b>0</b>	<b>11</b>	<b>0</b>	<b>170508</b>	
20. Barnala							
Barnala	0	1	0	0	0	23746	
Tapa	0	0	0	0	0	0	
Bhadaur	0	1	0	0	0	10156	
Dhanoula	0	1	0	0	0	10156	
Handiaya	0	0	0	0	0	0	
<b>Sub-Total</b>	<b>0</b>	<b>3</b>	<b>0</b>	<b>0</b>	<b>0</b>	<b>44058</b>	
21. Fazilka							
Abohar	0	1	0	0	0	22450	
Jalalabad	0	0	0	0	0	0	
Fazilka	0	1	0	0	0	0	
<b>Sub-Total</b>	<b>0</b>	<b>2</b>	<b>0</b>	<b>0</b>	<b>0</b>	<b>22450</b>	
22. Pathankot							
Pathankot	0	1	0	2	0	6008	
sujanpur	0	0	0	0	0	0	
<b>Sub-Total</b>	<b>0</b>	<b>1</b>	<b>0</b>	<b>2</b>	<b>0</b>	<b>6008</b>	
<b>Grand Total</b>	<b>4</b>	<b>83</b>	<b>0</b>	<b>13</b>	<b>0</b>	<b>1420411</b>	



5. Ludhiana													
Ludhiana	384	246117	1004892	1251393	0	0	39886	39886	0	0	0	0	0
Samrala	50	4369	66219	70638	0	0	0	0	0	0	0	0	0
Khanna	50	6617	142826	149493	14	137	3992	4143	0	0	0	0	0
Doraha	0	0	6287	6287	0	0	0	0	0	0	0	0	0
Jagraon	50	8411	143816	152277	0	0	0	0	0	0	0	0	0
Raikot	50	3089	42863	46002	0	0	0	0	0	0	0	0	0
Mulanpur	6	86	14267	14359	0	0	0	0	0	0	0	0	0
Payal	30	3539	43791	47360	0	0	0	0	0	0	0	0	0
Machhiwara	30	3997	60882	64909	0	0	0	0	0	0	0	0	0
Maloud	30	2382	37871	40283	0	0	0	0	0	0	0	0	0
Sahnewal	30	3668	58993	62691	0	0	0	0	0	0	0	0	0
<b>Sub-Total</b>	<b>710</b>	<b>282275</b>	<b>1622707</b>	<b>1905692</b>	<b>14</b>	<b>137</b>	<b>43878</b>	<b>44029</b>	<b>0</b>	<b>0</b>	<b>0</b>	<b>0</b>	<b>0</b>
6. Patiala													
Ghagga	1	0	2459	2460	0	0	0	0	0	0	0	0	0
Bhadson	15	1066	45581	46662	0	0	0	0	0	0	0	0	0
Ghanaur	30	2161	35789	37980	0	0	0	0	0	0	0	0	0
Nabha	175	36477	302811	339463	0	0	0	0	0	0	0	0	0
Patiala	2357	63723	1092697	1158777	0	0	0	0	50	632	48213	48845	0
Patran	0	0	2515	2515	0	0	0	0	0	0	0	0	0
Rajpura	100	10122	143515	153737	0	0	0	0	0	0	0	0	0
Samana	55	8122	154112	162289	0	0	0	0	0	0	0	0	0
Sanaur	28	1230	22331	23589	0	0	0	0	0	0	0	0	0
<b>Sub-Total</b>	<b>2761</b>	<b>122901</b>	<b>1801810</b>	<b>1927472</b>	<b>0</b>	<b>0</b>	<b>0</b>	<b>0</b>	<b>50</b>	<b>632</b>	<b>48213</b>	<b>48845</b>	<b>0</b>
7. Amritsar													
Amritsar	1051	31560	290670	322230	65	2110	25310	27420	0	0	0	0	0
Jandiala	30	1521	32018	33520	0	0	0	0	0	0	0	0	0
Ramdas	30	705	7507	8212	0	0	0	0	0	0	0	0	0
Majitha	30	1027	22881	23908	0	0	0	0	0	0	0	0	0
Rayya	0	0	0	0	0	0	0	0	0	0	0	0	0
Raja Sansi	12	252	23110	23362	0	0	0	0	0	0	0	0	0
Ajnala	50	4270	63220	67490	0	0	0	0	0	0	0	0	0
<b>Sub-Total</b>	<b>1203</b>	<b>39335</b>	<b>439406</b>	<b>478722</b>	<b>65</b>	<b>2110</b>	<b>25310</b>	<b>27420</b>	<b>0</b>	<b>0</b>	<b>0</b>	<b>0</b>	<b>0</b>
8. Tarn Taran													
Tarn Taran	100	8208	250792	259100	0	0	0	0	50	6341	4325	10666	0
Patti	50	3532	117551	121133	0	0	0	0	0	0	0	0	0
Khemkaran	30	1284	32864	34178	0	0	0	0	0	0	0	0	0
Bhikhiwind	0	0	0	0	0	0	0	0	0	0	0	0	0
<b>Sub-Total</b>	<b>180</b>	<b>13024</b>	<b>401207</b>	<b>414411</b>	<b>0</b>	<b>0</b>	<b>0</b>	<b>0</b>	<b>50</b>	<b>6341</b>	<b>4325</b>	<b>10666</b>	<b>0</b>





<b>18. Jalandhar</b>													
	Adampur	10	18019	35902	53931	0	0	0	0	0	0	0	0
	Alawalpur	4	0	6549	6553	0	0	0	0	0	0	0	0
	Jalandhar	531	16540	566458	583529	6	1124	20547	21671	10	15223	10352	25575
	Kartarpur	30	2774	68954	71758	0	0	0	0	0	0	0	0
	Nakodar	50	5812	251920	257782	0	0	0	0	0	0	0	0
	Noor Mahal	25	2458	62821	65304	0	0	0	0	0	0	0	0
	Philaur	76	6124	92082	98282	0	0	0	0	0	0	0	0
	Shahkot	30	2035	59038	61103	0	0	0	0	0	0	0	0
	Goraya	0	0	29835	29835	0	0	0	0	0	0	0	0
	Bhogpur	6	0	17854	17860	0	0	0	0	0	0	0	0
	Lohian Khas	25	1108	5791	6924	0	0	0	0	0	0	0	0
	<b>Sub-Total</b>	<b>787</b>	<b>54870</b>	<b>1197204</b>	<b>1252861</b>	<b>6</b>	<b>1124</b>	<b>20547</b>	<b>21671</b>	<b>10</b>	<b>15223</b>	<b>10352</b>	<b>25575</b>
<b>19. Sangrur</b>													
	Malerkotla	100	9839	151985	161924	0	0	0	0	0	0	0	0
	Sangrur	156	14326	264197	278679	0	0	0	0	0	0	0	0
	Sunam	50	3257	47365	50672	0	0	0	0	0	0	0	0
	Dhuri	51	4814	125748	130613	0	0	0	0	0	0	0	0
	Longowal	30	520	14666	15216	0	0	0	0	0	0	0	0
	Ahmedgarh	30	2256	51893	54179	0	0	0	0	0	0	0	0
	Lehragaga	30	1809	37102	38941	0	0	0	0	0	0	0	0
	Bhiwanigarh	30	2396	45987	48413	0	0	0	0	0	0	0	0
	Khanauri	6	14	5796	5816					0	0	0	0
	Cheema	20	492	6171	6683	0	0	0	0	0	0	0	0
	Dirba	5	48	1256	1309	0	0	0	0	0	0	0	0
	Moonak	30	289	16456	16775	0	0	0	0	0	0	0	0
	<b>Sub-Total</b>	<b>538</b>	<b>40060</b>	<b>768622</b>	<b>809220</b>	<b>0</b>	<b>0</b>	<b>0</b>	<b>0</b>	<b>0</b>	<b>0</b>	<b>0</b>	<b>0</b>
<b>20. Barnala</b>													
	Barnala	100	14592	145868	160560	100	14592	145868	160460	0	0	0	0
	Tapa	30	1835	20101	21966	0	0	0	0	0	0	0	0
	Bhadaur	30	669	18965	19664	0	0	0	0	0	0	0	0
	Dhanoula	30	2297	52393	54720	0	0	0	0	0	0	0	0
	Handiaya	4	0	7365	7369	0	0	0	0	0	0	0	0
	<b>Sub-Total</b>	<b>194</b>	<b>19393</b>	<b>244692</b>	<b>264279</b>	<b>100</b>	<b>14592</b>	<b>145868</b>	<b>160460</b>	<b>0</b>	<b>0</b>	<b>0</b>	<b>0</b>
<b>21. Fazilka</b>													
	Abohar	100	8310	18914	27324	0	0	1522	1522	0	0	0	0
	Jalalabad	30	2345	2017	4392	0	0	0	0	0	0	0	0
	Fazilka	50	2451	90135	92636	0	0	0	0	0	0	0	0
	<b>Sub-Total</b>	<b>180</b>	<b>13106</b>	<b>111066</b>	<b>124352</b>	<b>0</b>	<b>0</b>	<b>1522</b>	<b>1522</b>	<b>0</b>	<b>0</b>	<b>0</b>	<b>0</b>
<b>22. Pathankot</b>													
	Pathankot	115	9978	84790	94883	0	0	0	0	0	0	0	0
	sujanpur	10	235	1475	1720	0	0	0	0	0	0	0	0
	<b>Sub-Total</b>	<b>125</b>	<b>10213</b>	<b>86265</b>	<b>96603</b>	<b>0</b>	<b>0</b>	<b>0</b>	<b>0</b>	<b>0</b>	<b>0</b>	<b>0</b>	<b>0</b>
	<b>Grand Total</b>	<b>10877</b>	<b>1106662</b>	<b>12142957</b>	<b>13259092</b>	<b>185</b>	<b>17963</b>	<b>237125</b>	<b>255102</b>	<b>188</b>	<b>30062</b>	<b>153999</b>	<b>184079</b>





5. Ludhiana																
Ludhiana	115	117	126	257	338576	3	4	4	9	7939	0	0	0	0	0	0
Samrala	12	11	36	3	28223	0	0	0	0	0	0	0	0	0	0	0
Khanna	15	17	17	46	46317	0	1	5	1	2508	0	0	0	0	0	0
Doraha	2	1	5	0	3324	0	0	0	0	0	0	0	0	0	0	0
Jagraon	13	17	51	2	38386	0	0	0	0	0	0	0	0	0	0	0
Raikot	12	6	3	4	14982	0	0	0	0	0	0	0	0	0	0	0
Mulanpur	1	2	3	4	5157	0	0	0	0	0	0	0	0	0	0	0
Payal	5	9	12	21	28869	0	0	0	0	0	0	0	0	0	0	0
Machhiwara	5	8	11	16	26244	0	0	0	0	0	0	0	0	0	0	0
Maloud	6	6	13	14	14963	0	0	0	0	0	0	0	0	0	0	0
Sahnewal	6	9	11	12	11347	0	0	0	0	0	0	0	0	0	0	0
<b>Sub-Total</b>	<b>192</b>	<b>203</b>	<b>288</b>	<b>379</b>	<b>556388</b>	<b>3</b>	<b>5</b>	<b>9</b>	<b>10</b>	<b>10447</b>	<b>0</b>	<b>0</b>	<b>0</b>	<b>0</b>	<b>0</b>	<b>0</b>
6. Patiala																
Ghagga	2	1	1	1	1796016	0	0	0	0	0	0	0	0	0	0	0
Bhadson	4	5	14	0	1261786	0	0	0	0	0	0	0	0	0	0	0
Ghanaur	11	7	7	13	174270	0	0	0	0	0	0	0	0	0	0	0
Nabha	24	26	65	11	727010	0	0	0	0	0	0	0	0	0	0	0
Patiala	339	402	312	896	892512430	1	6	6	25	3341214	0	0	0	0	0	0
Patran	1	1	1	2	1784120	0	0	0	0	0	0	0	0	0	0	0
Rajpura	23	26	10	51	9408211	0	0	0	0	0	0	0	0	0	0	0
Samana	16	12	10	19	3045710	0	0	0	0	0	0	0	0	0	0	0
Sanaur	1	1	1	3	196530	0	0	0	0	0	0	0	0	0	0	0
<b>Sub-Total</b>	<b>421</b>	<b>481</b>	<b>421</b>	<b>996</b>	<b>910906083</b>	<b>1</b>	<b>6</b>	<b>6</b>	<b>25</b>	<b>3341214</b>	<b>0</b>	<b>0</b>	<b>0</b>	<b>0</b>	<b>0</b>	<b>0</b>
7. Amritsar																
Amritsar	52	442	172	610	662818464	3	6	11	11	22347022	0	0	0	0	0	0
Jandiala	0	0	0	0	0	0	0	0	0	0	0	0	0	0	0	0
Ramdas	7	10	5	1	3120200	0	0	0	0	0	0	0	0	0	0	0
Majitha	5	15	5	7	18852560	0	0	0	0	0	0	0	0	0	0	0
Rayya	0	0	0	0	0	0	0	0	0	0	0	0	0	0	0	0
Raja Sansi	3	10	4	6	6812500	0	0	0	0	0	0	0	0	0	0	0
Ajnala	12	10	41	2	203457140	0	0	0	0	0	0	0	0	0	0	0
<b>Sub-Total</b>	<b>79</b>	<b>487</b>	<b>227</b>	<b>626</b>	<b>895060864</b>	<b>3</b>	<b>6</b>	<b>11</b>	<b>11</b>	<b>22347022</b>	<b>0</b>	<b>0</b>	<b>0</b>	<b>0</b>	<b>0</b>	<b>0</b>
8. Tarn Taran																
Tarn Taran	20	32	47	25	3944948	0	0	0	0	0	10	3	43	2	45420842	0
Patti	12	16	12	0	4048117	0	0	0	0	0	0	0	0	0	0	0
Khemkaran	6	7	43	10	1848645	0	0	0	0	0	0	0	0	0	0	0
Bhikhiwind	2	4	7	2	1104000	0	0	0	0	0	0	0	0	0	0	0
<b>Sub-Total</b>	<b>40</b>	<b>59</b>	<b>109</b>	<b>37</b>	<b>10945710</b>	<b>0</b>	<b>0</b>	<b>0</b>	<b>0</b>	<b>0</b>	<b>10</b>	<b>3</b>	<b>43</b>	<b>2</b>	<b>45420842</b>	<b>0</b>





<b>18. Jalandhar</b>																
	Adampur	3	1	9	6	5156	0	0	0	0	0	0	0	0	0	0
	Alawalpur	1	1	1	1	1082	18	12	29	22	12425	0	0	0	0	0
	Jalandhar	105	194	136	401	291045	0	0	0	0	0	68	131	147	171	1442382
	Kartarpur	6	2	8	4	4896	0	0	0	0	0	0	0	0	0	0
	Nakodar	12	14	10	31	16726	0	0	0	0	0	0	0	0	0	0
	Noor Mahal	2	5	3	5	5283	0	0	0	0	0	0	0	0	0	0
	Philaur	19	16	25	6	15745	0	0	0	0	0	0	0	0	0	0
	Shahkot	5	3	7	8	6895	0	0	0	0	0	0	0	0	0	0
	Goraya	2	2	5	5	7943	0	0	0	0	0	0	0	0	0	0
	Bhogpur	1	2	4	3	3982	0	0	0	0	0	0	0	0	0	0
	Lohian Khas	1	4	4	7	5142	0	0	0	0	0	0	0	0	0	0
	<b>Sub-Total</b>	<b>157</b>	<b>244</b>	<b>212</b>	<b>477</b>	<b>363895</b>	<b>18</b>	<b>12</b>	<b>29</b>	<b>22</b>	<b>12425</b>	<b>68</b>	<b>131</b>	<b>147</b>	<b>171</b>	<b>1442382</b>
<b>19. Sangrur</b>																
	Malerkotla	15	23	52	20	76146	0	0	0	0	0	0	0	0	0	0
	Sangrur	28	24	103	74	120409	0	0	0	0	0	0	0	0	0	0
	Sunam	8	18	35	3	34536	0	0	0	0	0	0	0	0	0	0
	Dhuri	11	11	10	26	30498	0	0	0	0	0	0	0	0	0	0
	Longowal	4	5	11	8	15616	0	0	0	0	0	0	0	0	0	0
	Ahmedgarh	8	10	7	10	17945	0	0	0	0	0	0	0	0	0	0
	Lehrogaga	4	5	6	4	10612	0	0	0	0	0	0	0	0	0	0
	Bhiwanigarh	5	27	30	14	39316	0	0	0	0	0	0	0	0	0	0
	Khanauri	1	4	4	1	4952	0	0	0	0	0	0	0	0	0	0
	Cheema	4	3	12	0	8526	0	0	0	0	0	0	0	0	0	0
	Dirba	2	4	5	1	5817	0	0	0	0	0	0	0	0	0	0
	Moonak	3	9	28	6	24232	0	0	0	0	0	0	0	0	0	0
	<b>Sub-Total</b>	<b>93</b>	<b>143</b>	<b>303</b>	<b>167</b>	<b>388605</b>	<b>0</b>	<b>0</b>	<b>0</b>	<b>0</b>	<b>0</b>	<b>0</b>	<b>0</b>	<b>0</b>	<b>0</b>	<b>0</b>
<b>20. Barnala</b>																
	Barnala	17	26	15	22	485	0	0	0	0	0	0	0	0	0	0
	Tapa	4	4	13	6	113	0	0	0	0	0	0	0	0	0	0
	Bhadaur	2	2	6	2	48	0	0	0	0	0	0	0	0	0	0
	Dhanoula	3	3	17	8	111	0	0	0	0	0	0	0	0	0	0
	Handiaya	1	1	3	3	30	0	0	0	0	0	0	0	0	0	0
	<b>Sub-Total</b>	<b>27</b>	<b>36</b>	<b>54</b>	<b>41</b>	<b>787</b>	<b>0</b>	<b>0</b>	<b>0</b>	<b>0</b>	<b>0</b>	<b>0</b>	<b>0</b>	<b>0</b>	<b>0</b>	<b>0</b>
<b>21. Fazilka</b>																
	Abohar	20	16	44	7	39925	0	0	0	0	0	0	0	0	0	0
	Jalalabad	5	9	15	3	7218	0	0	0	0	0	0	0	0	0	0
	Fazilka	12	26	14	29	24525	0	0	0	0	0	0	0	0	0	0
	<b>Sub-Total</b>	<b>37</b>	<b>51</b>	<b>73</b>	<b>39</b>	<b>71668</b>	<b>0</b>	<b>0</b>	<b>0</b>	<b>0</b>	<b>0</b>	<b>0</b>	<b>0</b>	<b>0</b>	<b>0</b>	<b>0</b>
<b>22. Pathankot</b>																
	Pathankot	24	30	10	31	126	0	0	0	0	0	0	0	0	0	0
	sujanpur	5	4	2	4	33	0	0	0	0	0	0	0	0	0	0
	<b>Sub-Total</b>	<b>29</b>	<b>34</b>	<b>12</b>	<b>35</b>	<b>159</b>	<b>0</b>	<b>0</b>	<b>0</b>	<b>0</b>	<b>0</b>	<b>0</b>	<b>0</b>	<b>0</b>	<b>0</b>	<b>0</b>
	<b>Grand Total</b>	<b>1704</b>	<b>2992</b>	<b>2555</b>	<b>3899</b>	<b>1995110901</b>	<b>25</b>	<b>29</b>	<b>56</b>	<b>69</b>	<b>26312127</b>	<b>87</b>	<b>158</b>	<b>213</b>	<b>198</b>	<b>59054377</b>

Vital and Health Statistics

Table No. 6.1 No. of Medical Personnel and their Salaries 2013-14

SN/ Name of the District	Name of the Municipality/ Municipal Corpn.	Ayurvedic/Unani Institutions (Government)					Homeopathic Institutions (Government)				
		Doctors/ Vaids	Nurses and Midwives	Para-Medical Persons	Others	Salaries and Allowances Paid (Rs.000)	Doctors/ Vaids	Nurses and Midwives	Para-Medical Persons	Others	Salaries and Allowances Paid (Rs.000)
1/2	3	4	5	6	7	8	9	10	11	12	13
<b>1. Kapurthala</b>											
	Kapurthala	0	2	0	2	946000	1	0	0	0	736000
	Phagwara	0	0	0	0	0	1	0	0	0	829000
	Sultanpur Lodhi	0	0	0	0	0	1	0	0	0	747000
	Dhilwan	1	0	0	0	358000	0	0	0	0	0
	Begowal	0	0	0	0	0	0	0	0	0	0
	Bhulath	1	0	0	0	358000	0	0	0	0	0
	Nadala	0	0	0	0	0	0	0	0	0	0
	<b>Sub-Total</b>	<b>2</b>	<b>2</b>	<b>0</b>	<b>2</b>	<b>1662000</b>	<b>3</b>	<b>0</b>	<b>0</b>	<b>0</b>	<b>2312000</b>
<b>2. Fatehgarh Sahib</b>											
	Amlah	0	0	0	0	0	0	0	0	0	0
	Sirhind	0	0	0	0	0	0	0	0	0	0
	Gobindgarh	0	0	0	0	0	0	0	0	0	0
	Bassi Pathana	0	0	0	0	0	0	0	0	0	0
	Khamano	0	0	0	0	0	0	0	0	0	0
	<b>Sub-Total</b>	<b>0</b>	<b>0</b>	<b>0</b>	<b>0</b>	<b>0</b>	<b>0</b>	<b>0</b>	<b>0</b>	<b>0</b>	<b>0</b>
<b>3. Mansa</b>											
	Mansa	0	0	0	0	0	0	0	0	0	0
	Budhlada	0	0	0	0	0	0	0	0	0	0
	Bareta	0	0	1	0	404726	0	0	0	0	0
	Bhikhi	0	0	0	0	0	0	0	0	0	0
	Sardulgarh	0	0	0	0	0	0	0	0	0	0
	Boha	0	0	0	0	0	0	0	0	0	0
	<b>Sub-Total</b>	<b>0</b>	<b>0</b>	<b>1</b>	<b>0</b>	<b>404726</b>	<b>0</b>	<b>0</b>	<b>0</b>	<b>0</b>	<b>0</b>
<b>4. Firozpur</b>											
	Firozpur	1	1	1	0	1236	1	0	3	0	2185
	Talwandi Bhai	0	1	1	0	684	0	0	0	0	0
	Zira	1	1	1	1	1471	0	0	2	0	481
	Guru Har Sahai	0	0	0	0	0	0	0	2	0	661
	Makhu	0	0	0	0	0	0	0	0	0	0
	Mudakki	0	0	0	0	0	0	0	0	0	0
	Malanwali khas	0	0	0	0	0	0	0	0	0	0
	<b>Sub-Total</b>	<b>2</b>	<b>3</b>	<b>3</b>	<b>1</b>	<b>3391</b>	<b>1</b>	<b>0</b>	<b>7</b>	<b>0</b>	<b>3327</b>

<b>5. Ludhiana</b>											
	Ludhiana	7	6	6	5	17241	2	1	2	3	4824
	Samrala	1	1	1	0	1418	0	1	1	0	836
	Khanna	2	2	1	1	2372	0	0	0	0	0
	Doraha	0	0	0	0	0	0	0	0	0	0
	Jagraon	2	2	0	0	1837	1	0	1	0	863
	Raikot	1	1	0	0	1311	0	0	0	0	0
	Mulanpur	0	0	0	0	0	1	1	1	1	2095
	Payal	1	1	1	0	1487	0	0	0	0	0
	Machhiwara	0	0	0	0	0	1	1	1	0	1885
	Maloud	0	0	0	0	0	0	0	0	0	0
	Sahnewal	0	0	0	0	0	1	1	1	1	2339
	<b>Sub-Total</b>	<b>14</b>	<b>13</b>	<b>9</b>	<b>6</b>	<b>25666</b>	<b>6</b>	<b>5</b>	<b>7</b>	<b>5</b>	<b>12842</b>
<b>6. Patiala</b>											
	Ghagga	1	0	1	2	1449600	0	0	0	0	0
	Bhadson	0	0	0	0	0	0	0	0	0	0
	Ghanaur	0	0	0	0	0	0	0	0	0	0
	Nabha	1	1	1	2	1037815	1	0	1	0	1282605
	Patiala	14	9	29	60	38764342	7	0	14	1	13508582
	Patran	0	0	0	0	0	0	0	0	0	0
	Rajpura	1	1	1	2	1588532	1	1	1	0	1725982
	Samana	1	1	0	2	1432540	1	0	1	1	1412201
	Sanaur	1	1	0	2	1211223	0	0	0	0	0
	<b>Sub-Total</b>	<b>19</b>	<b>13</b>	<b>32</b>	<b>70</b>	<b>45484052</b>	<b>10</b>	<b>1</b>	<b>17</b>	<b>2</b>	<b>17929370</b>
<b>7. Amritsar</b>											
	Amritsar	6	0	2	7	21152005	4	1	5	2	6552295
	Jandiala	0	0	0	0	0	1	0	1	1	770010
	Ramdas	0	0	0	0	0	0	0	0	0	0
	Majitha	0	0	0	0	0	1	0	1	1	245000
	Rayya	0	0	0	0	0	0	0	0	0	0
	Raja Sansi	0	0	0	0	0	0	0	0	0	0
	Ajnala	0	0	0	0	0	0	0	0	0	0
	<b>Sub-Total</b>	<b>6</b>	<b>0</b>	<b>2</b>	<b>7</b>	<b>21152005</b>	<b>6</b>	<b>1</b>	<b>7</b>	<b>4</b>	<b>7567305</b>
<b>8. Tarn Taran</b>											
	Tarn Taran	0	0	0	0	0	1	1	0	1	972388
	Patti	0	0	0	0	0	1	0	0	0	732168
	Khemkaran	0	0	0	0	0	0	0	0	0	0
	Bhikhiwind	0	0	0	0	0	0	0	0	0	0
	<b>Sub-Total</b>	<b>0</b>	<b>0</b>	<b>0</b>	<b>0</b>	<b>0</b>	<b>2</b>	<b>1</b>	<b>0</b>	<b>1</b>	<b>1704556</b>

<b>9. Hoshiarpur</b>											
	Sham Churasi	0	0	0	0	0	0	0	0	0	0
	Hoshiarpur	2	4	2	2	4635749	1	1	1	1	1887992
	Haryana	0	0	0	0	0	0	0	0	0	0
	Gardhiwal	0	0	0	0	0	0	0	0	0	0
	Garh Shankar	0	0	0	0	0	1	1	1	1	886189
	Tanda	0	0	0	0	0	1	1	1	2	5591940
	Dasuya	0	0	0	0	0	1	1	1	1	1898994
	Mukerian	0	1	0	0	295144	1	1	0	1	860483
	Mahilpur	0	0	0	0	0	1	0	0	0	594000
	Talwara	0	0	0	0	0	0	0	0	0	0
	<b>Sub-Total</b>	<b>2</b>	<b>5</b>	<b>2</b>	<b>2</b>	<b>4930893</b>	<b>6</b>	<b>5</b>	<b>4</b>	<b>6</b>	<b>11719598</b>
<b>10. Shaheed Bhagat Singh Nagar</b>											
	S.B.S. Nagar	0	0	0	0	0					
	Banga	0	0	0	0	0	0	0	0	0	0
	Balachaur	0	0	0	0	0	0	1	0	1	0
	Rahon	0	0	0	0	0	0	0	0	0	0
	<b>Sub-Total</b>	<b>0</b>	<b>0</b>	<b>0</b>	<b>0</b>	<b>0</b>	<b>0</b>	<b>1</b>	<b>0</b>	<b>1</b>	<b>0</b>
<b>11. Gurdaspur</b>											
	Qadian	0	0	0	0	0	0	0	0	0	0
	Shri Hargobindpur	0	0	0	0	0	0	0	0	0	0
	Dina Nagar	0	0	0	0	0	0	1	0	1	774000
	Batala	0	0	0	0	0	0	0	0	0	0
	Dhariwal	0	0	0	0	0	0	0	0	0	0
	Dera Baba Nanak	0	0	0	0	0	0	0	0	0	0
	Gurdaspur	0	0	0	0	0	0	0	0	0	0
	Fatehgarh Churian	0	0	0	0	0	1	1	0	0	650000
	<b>Sub-Total</b>	<b>0</b>	<b>0</b>	<b>0</b>	<b>0</b>	<b>0</b>	<b>1</b>	<b>2</b>	<b>0</b>	<b>1</b>	<b>1424000</b>
<b>12. Faridkot</b>											
	Faridkot	1	2	3	3	2986725	2	0	2	3	3938308
	Kotkapura	0	0	0	0	0	1	0	1	1	1725503
	Jaitu	0	0	0	0	0	0	0	0	0	0
	<b>Sub-Total</b>	<b>1</b>	<b>2</b>	<b>3</b>	<b>3</b>	<b>2986725</b>	<b>3</b>	<b>0</b>	<b>3</b>	<b>4</b>	<b>5663811</b>
<b>13. Muktsar</b>											
	Muktsar	0	0	0	0	0	0	0	0	0	0
	Malout	0	0	0	0	0	0	0	0	0	0
	Gidderbaha	0	0	0	0	0	1	1	1	2	976331
	Bariwala	0	0	0	0	0	0	0	0	0	0
	<b>Sub-Total</b>	<b>0</b>	<b>0</b>	<b>0</b>	<b>0</b>	<b>0</b>	<b>1</b>	<b>1</b>	<b>1</b>	<b>2</b>	<b>976331</b>

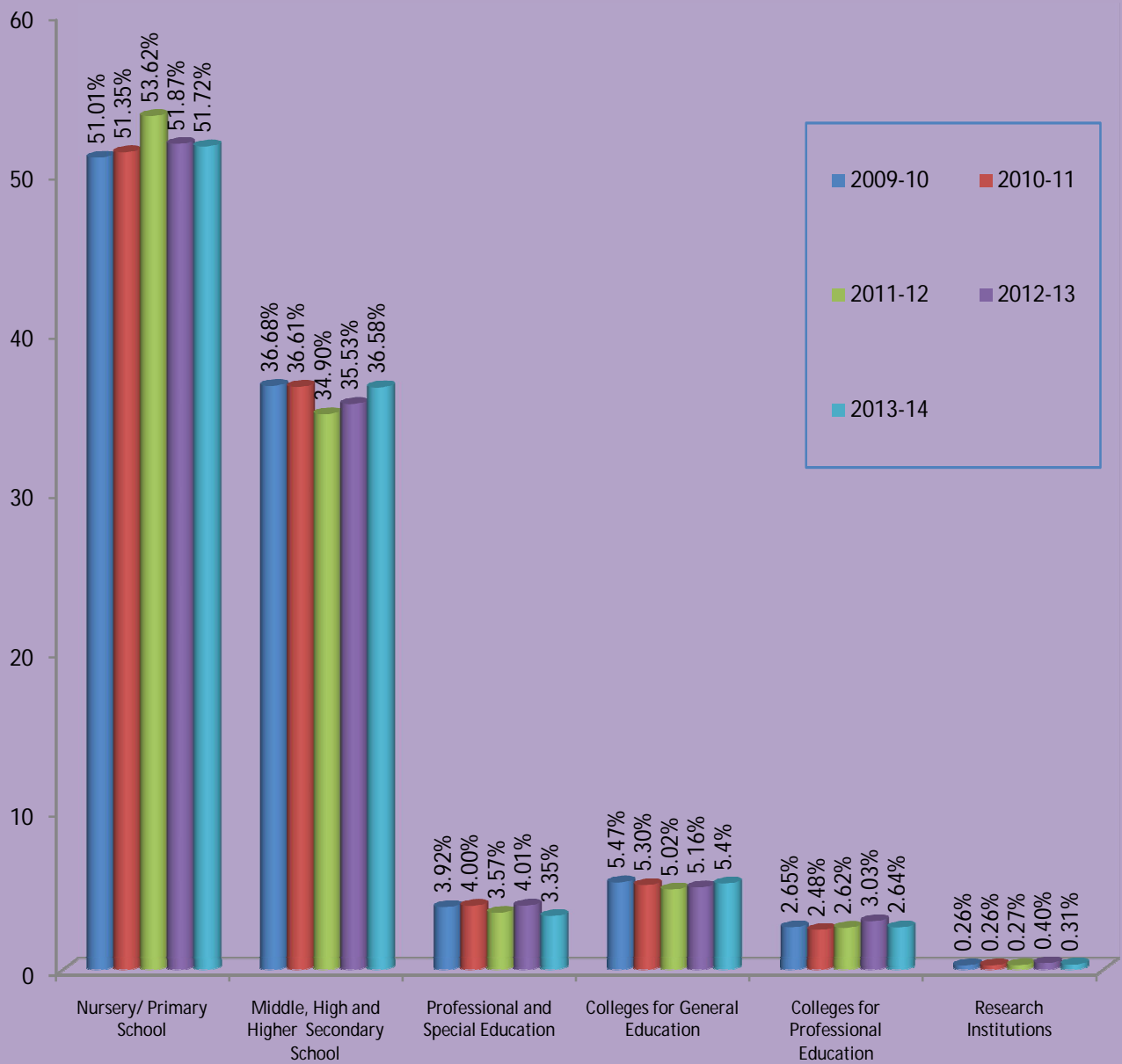
<b>14. Moga</b>											
	Dharamkot	0	0	0	0	0	0	0	0	0	0
	Badhni Kalan	0	0	0	0	0	0	0	0	0	0
	Bagha Purana	0	0	0	0	0	0	0	0	0	0
	Moga	0	0	0	0	0	0	0	0	0	0
	Nihal Singh Wala	0	0	0	0	0	0	0	0	0	0
	Kot Ise Khan	0	0	0	0	0	0	0	0	0	0
	<b>Sub-Total</b>	<b>0</b>	<b>0</b>	<b>0</b>	<b>0</b>	<b>0</b>	<b>0</b>	<b>0</b>	<b>0</b>	<b>0</b>	<b>0</b>
<b>15. Rupnagar</b>											
	Rupnagar	2	1	2	4	2526000	1	0	1	2	2212000
	Morinda	0	0	0	0	0	0	0	0	0	0
	Shri Anandpur Sahib	0	0	0	0	0	0	0	0	0	0
	Nangal	1	0	1	1	512000	0	0	1	0	423000
	Shri Chamkaur Sahib	0	0	0	0	0	0	0	0	0	0
	Shri Kiratpur Sahib	0	0	0	0	0	0	0	0	0	0
	Nurpur Bedi	0	0	0	0	0	0	0	0	0	0
	<b>Sub-Total</b>	<b>3</b>	<b>1</b>	<b>3</b>	<b>5</b>	<b>3038000</b>	<b>1</b>	<b>0</b>	<b>2</b>	<b>2</b>	<b>2635000</b>
<b>16. Sahibzada Ajit Singh Nagar</b>											
	S.A.S. Nagar	2	2	2	1	2192	2	1	2	2	2364
	Kurali	0	0	0	0	0	1	0	0	3	966
	Kharar	1	1	1	0	1083	1	1	0	5	1245
	Dera Bassi	1	0	1	2	1085	1	0	1	1	976
	Zirakpur	0	0	0	0	0	0	0	0	0	0
	Naya-Gaon	0	0	0	0	0	2	0	2	1	1378
	Banur	0	0	0	0	0	0	0	0	0	0
	Lalru	0	0	0	0	0	0	0	0	0	0
	<b>Sub-Total</b>	<b>4</b>	<b>3</b>	<b>4</b>	<b>3</b>	<b>4360</b>	<b>7</b>	<b>2</b>	<b>5</b>	<b>12</b>	<b>6929</b>
<b>17. Bathinda</b>											
	Bathinda	5	0	7	5	1056000	1	1	1	2	2677000
	Bhucho	0	0	0	0	0	0	0	0	0	0
	Goniana	1	0	4	0	2640000	1	1	1	0	1803000
	Kot Fattah	0	0	2	0	840000	0	0	0	0	0
	Maur	1	0	3	1	1360000	0	0	0	0	0
	Rama	0	0	1	0	480000	0	0	0	0	0
	Rampura Phool	2	0	2	0	2760000	0	1	1	0	795000
	Sangat	1	0	6	0	2520000	0	0	0	0	0
	Talwandi Sabo	1	0	5	0	3060000	1	0	1	1	1857000
	Bhgta	1	0	5	1	1620000	0	0	0	0	0
	Kotshamir	0	0	0	0	0	0	0	0	0	0
	Lehra Mohabbat	0	0	2	0	420000	0	0	0	0	0
	Nathana	0	0	1	0	240000	0	0	0	0	0
	Chowke	0	0	0	0	0	0	0	0	0	0
	Rampura	0	0	0	0	0	0	0	0	0	0
	Balianwali	0	0	0	0	0	0	0	0	0	0
	Mandi Kalan	0	0	0	0	0	0	0	0	0	0
	Maluka	0	0	0	0	0	0	0	0	0	0
	Bhairupa	0	0	0	0	0	0	0	0	0	0
	Kotha Guru	0	0	2	0	1260000	0	0	0	0	0
	Mehraj	0	0	0	0	0	0	0	0	0	0
	<b>Sub-Total</b>	<b>12</b>	<b>0</b>	<b>40</b>	<b>7</b>	<b>18256000</b>	<b>3</b>	<b>3</b>	<b>4</b>	<b>3</b>	<b>7132000</b>



<b>18. Jalandhar</b>											
	Adampur	0	0	0	0	0	0	0	0	0	0
	Alawalpur	0	0	0	0	0	0	0	0	0	0
	Jalandhar	0	0	0	0	0	0	0	0	0	0
	Kartarpur	0	0	0	0	0	0	0	0	0	0
	Nakodar	0	0	0	0	0	0	0	0	0	0
	Noor Mahal	0	0	0	0	0	1	1	0	1	796000
	Philaur	0	0	0	0	0	0	0	0	0	0
	Shahkot	0	0	0	0	0	0	0	0	0	0
	Goraya	0	0	0	0	0	0	0	0	0	0
	Bhogpur	0	0	0	0	0	0	0	0	0	0
	Lohian Khas	0	0	0	0	0	0	0	0	0	0
	<b>Sub-Total</b>	<b>0</b>	<b>0</b>	<b>0</b>	<b>0</b>	<b>0</b>	<b>1</b>	<b>1</b>	<b>0</b>	<b>1</b>	<b>796000</b>
<b>19. Sangrur</b>											
	Malerkotla	0	0	1	2	620	2	0	2	0	1847
	Sangrur	1	0	1	2	1497	2	0	2	2	2784
	Sunam	1	0	1	2	1640	1	1	2	1	2220
	Dhuri	1	0	1	1	1756	1	0	1	1	1858
	Longowal	1	0	1	2	752	0	0	0	0	0
	Ahmedgarh	0	0	0	0	0	0	0	1	1	743
	Lehragaga	0	0	0	0	0	0	0	0	0	0
	Bhiwanigarh	1	0	1	1	1421	0	0	1	0	235
	Khanauri	0	0	0	0	0	0	0	0	0	0
	Cheema	0	0	0	0	0	0	0	0	0	0
	Dirba	0	0	0	0	0	0	0	0	0	0
	Moonak	0	0	0	0	0	0	0	0	0	0
	<b>Sub-Total</b>	<b>5</b>	<b>0</b>	<b>6</b>	<b>10</b>	<b>7686</b>	<b>6</b>	<b>1</b>	<b>9</b>	<b>5</b>	<b>9687</b>
<b>20. Barnala</b>											
	Barnala	1	0	2	0	1681000	2	0	2	4	2361000
	Tapa	0	0	0	0	0	0	0	0	0	0
	Bhadaur	0	0	0	0	0	0	0	1	1	120000
	Dhanoula	0	0	0	0	0	0	0	1	1	120000
	Handiaya	0	0	0	0	0	0	0	0	0	0
	<b>Sub-Total</b>	<b>1</b>	<b>0</b>	<b>2</b>	<b>0</b>	<b>1681000</b>	<b>2</b>	<b>0</b>	<b>4</b>	<b>6</b>	<b>2601000</b>
<b>21. Fazilka</b>											
	Abohar	1	0	0	1	881000	0	0	2	0	485900
	Jalalabad	0	0	0	0	0	0	0	0	0	0
	Fazilka	0	0	0	0	0	0	0	2	0	525000
	<b>Sub-Total</b>	<b>1</b>	<b>0</b>	<b>0</b>	<b>1</b>	<b>881000</b>	<b>0</b>	<b>0</b>	<b>4</b>	<b>0</b>	<b>1010900</b>
<b>22. Pathankot</b>											
	Pathankot	3	3	1	1	20	1	1	1	1	11
	sujanpur	0	0	0	0	0	0	0	0	0	0
	<b>Sub-Total</b>	<b>3</b>	<b>3</b>	<b>1</b>	<b>1</b>	<b>20</b>	<b>1</b>	<b>1</b>	<b>1</b>	<b>1</b>	<b>11</b>
	<b>Grand Total</b>	<b>75</b>	<b>45</b>	<b>108</b>	<b>118</b>	<b>100517524</b>	<b>60</b>	<b>25</b>	<b>75</b>	<b>56</b>	<b>63504667</b>

### Box:4 - Education Facilities in Municipal Area

Education Facilities In Municipal Area from 2009-10 to 2013-14











<b>18. Jalandhar</b>													
	Adampur	0	0	0	0	0	0	0	0	0	0	0	0
	Alawalpur	0	0	0	0	0	0	0	0	0	0	0	0
	Jalandhar	0	0	0	0	0	0	0	0	0	0	0	0
	Kartarpur	0	0	0	0	0	0	0	0	0	0	0	0
	Nakodar	0	0	0	0	0	0	0	0	0	0	0	0
	Noor Mahal	0	0	0	0	0	0	0	0	0	0	0	0
	Philaur	0	0	0	0	0	0	0	0	0	0	0	0
	Shahkot	0	0	0	0	0	0	0	0	0	0	0	0
	Goraya	0	0	0	0	0	0	0	0	0	0	0	0
	Bhoggpur	0	0	0	0	0	0	0	0	0	0	0	0
	Lohian Khas	0	0	0	0	0	0	0	0	0	0	0	0
	<b>Sub-Total</b>	<b>0</b>	<b>0</b>	<b>0</b>	<b>0</b>	<b>0</b>	<b>0</b>	<b>0</b>	<b>0</b>	<b>0</b>	<b>0</b>	<b>0</b>	<b>0</b>
<b>19. Sangrur</b>													
	Malerkotla	0	0	0	0	0	0	0	0	0	0	0	0
	Sangrur	0	0	0	0	0	0	0	0	0	0	0	0
	Sunam	0	0	0	0	0	0	0	0	0	0	0	0
	Dhuri	1	78	2	621	0	0	0	0	0	0	0	0
	Longowal	0	0	0	0	1	490	27	1478	0	0	0	0
	Ahmedgarh	0	0	0	0	0	0	0	0	0	0	0	0
	Lehragaga	0	0	0	0	0	0	0	0	0	0	0	0
	Bhiwanigarh	0	0	0	0	0	0	0	0	0	0	0	0
	Khanauri	0	0	0	0	0	0	0	0	0	0	0	0
	Cheema	0	0	0	0	0	0	0	0	0	0	0	0
	Dirba	0	0	0	0	0	0	0	0	0	0	0	0
	Moonak	0	0	0	0	0	0	0	0	0	0	0	0
	<b>Sub-Total</b>	<b>1</b>	<b>78</b>	<b>2</b>	<b>621</b>	<b>1</b>	<b>490</b>	<b>27</b>	<b>1478</b>	<b>0</b>	<b>0</b>	<b>0</b>	<b>0</b>
<b>20. Barnala</b>													
	Barnala	0	0	0	0	0	0	0	0	0	0	0	0
	Tapa	0	0	0	0	0	0	0	0	0	0	0	0
	Bhadaur	0	0	0	0	0	0	0	0	0	0	0	0
	Dhanoula	0	0	0	0	0	0	0	0	0	0	0	0
	Handiaya	0	0	0	0	0	0	0	0	0	0	0	0
	<b>Sub-Total</b>	<b>0</b>	<b>0</b>	<b>0</b>	<b>0</b>	<b>0</b>	<b>0</b>	<b>0</b>	<b>0</b>	<b>0</b>	<b>0</b>	<b>0</b>	<b>0</b>
<b>21. Fazilka</b>													
	Abohar	0	0	0	0	0	0	0	0	0	0	0	0
	Jalalabad	0	0	0	0	0	0	0	0	0	0	0	0
	Fazilka	0	0	0	0	0	0	0	0	0	0	0	0
	<b>Sub-Total</b>	<b>0</b>	<b>0</b>	<b>0</b>	<b>0</b>	<b>0</b>	<b>0</b>	<b>0</b>	<b>0</b>	<b>0</b>	<b>0</b>	<b>0</b>	<b>0</b>
<b>22. Pathankot</b>													
	Pathankot	0	0	0	0	0	0	0	0	0	0	0	0
	sujanpur	0	0	0	0	0	0	0	0	0	0	0	0
	<b>Sub-Total</b>	<b>0</b>	<b>0</b>	<b>0</b>	<b>0</b>	<b>0</b>	<b>0</b>	<b>0</b>	<b>0</b>	<b>0</b>	<b>0</b>	<b>0</b>	<b>0</b>
	<b>Grand Total</b>	<b>4</b>	<b>1486</b>	<b>57</b>	<b>9552941</b>	<b>15</b>	<b>18812</b>	<b>727</b>	<b>331088107</b>	<b>0</b>	<b>0</b>	<b>0</b>	<b>0</b>

**Educational and Cultural Statistics**

**Table No. 7.1 No. of Educational Institutions, Scholars, Teachers and their Salaries 2013-14**

SN/ Name of the District	Name of the Municipality/ Municipal Corpn.	Central Govt. Institutions												
		Colleges for General Education				Colleges for Professional and Special Education				Research Institutions				
		Institutions (No.)	Scholars (No.)	Teachers (No.)	Salaries & Allowances Paid (Rs.000)	Institutions (No.)	Scholars (No.)	Teachers (No.)	Salaries & Allowances Paid (Rs.000)	Institutions (No.)	Scholars (No.)	Teachers (No.)	Salaries & Allowances Paid (Rs.000)	
1/2	3	4	5	6	7	8	9	10	11	12	13	14	15	
<b>1. Kapurthala</b>														
	Kapurthala	0	0	0	0	0	0	0	0	0	0	0	0	0
	Phagwara	0	0	0	0	0	0	0	0	0	0	0	0	0
	Sultanpur Lodhi	0	0	0	0	0	0	0	0	0	0	0	0	0
	Dhilwan	0	0	0	0	0	0	0	0	0	0	0	0	0
	Begowal	0	0	0	0	0	0	0	0	0	0	0	0	0
	Bhulath	0	0	0	0	0	0	0	0	0	0	0	0	0
	Nadala	0	0	0	0	0	0	0	0	0	0	0	0	0
	<b>Sub-Total</b>	<b>0</b>	<b>0</b>	<b>0</b>	<b>0</b>	<b>0</b>	<b>0</b>	<b>0</b>	<b>0</b>	<b>0</b>	<b>0</b>	<b>0</b>	<b>0</b>	<b>0</b>
<b>2. Fatehgarh Sahib</b>														
	Amlah	0	0	0	0	0	0	0	0	0	0	0	0	0
	Sirhind	0	0	0	0	0	0	0	0	0	0	0	0	0
	Gobindgarh	0	0	0	0	0	0	0	0	0	0	0	0	0
	Bassi Pathana	0	0	0	0	0	0	0	0	0	0	0	0	0
	Khamano	0	0	0	0	0	0	0	0	0	0	0	0	0
	<b>Sub-Total</b>	<b>0</b>	<b>0</b>	<b>0</b>	<b>0</b>	<b>0</b>	<b>0</b>	<b>0</b>	<b>0</b>	<b>0</b>	<b>0</b>	<b>0</b>	<b>0</b>	<b>0</b>
<b>3. Mansa</b>														
	Mansa	0	0	0	0	0	0	0	0	0	0	0	0	0
	Budhlada	0	0	0	0	0	0	0	0	0	0	0	0	0
	Bareta	0	0	0	0	0	0	0	0	0	0	0	0	0
	Bhikhi	0	0	0	0	0	0	0	0	0	0	0	0	0
	Sardulgarh	0	0	0	0	0	0	0	0	0	0	0	0	0
	Boha	0	0	0	0	0	0	0	0	0	0	0	0	0
	<b>Sub-Total</b>	<b>0</b>	<b>0</b>	<b>0</b>	<b>0</b>	<b>0</b>	<b>0</b>	<b>0</b>	<b>0</b>	<b>0</b>	<b>0</b>	<b>0</b>	<b>0</b>	<b>0</b>
<b>4. Firozpur</b>														
	Firozpur	0	0	0	0	0	0	0	0	1	102	5	4046000	
	Talwandi Bhai	0	0	0	0	0	0	0	0	0	0	0	0	0
	Zira	0	0	0	0	0	0	0	0	0	0	0	0	0
	Guru Har Sahai	0	0	0	0	0	0	0	0	0	0	0	0	0
	Makhu	0	0	0	0	0	0	0	0	0	0	0	0	0
	Mudakki	0	0	0	0	0	0	0	0	0	0	0	0	0
	Malanwali khas	0	0	0	0	0	0	0	0	0	0	0	0	0
	<b>Sub-Total</b>	<b>0</b>	<b>0</b>	<b>0</b>	<b>0</b>	<b>0</b>	<b>0</b>	<b>0</b>	<b>0</b>	<b>1</b>	<b>102</b>	<b>5</b>	<b>4046000</b>	









	Kotshamir	0	0	0	0	0	0	0	0	0	0	0	0
	Lehra Mohabbat	0	0	0	0	0	0	0	0	0	0	0	0
	Nathana	0	0	0	0	0	0	0	0	0	0	0	0
	Chowke	0	0	0	0	0	0	0	0	0	0	0	0
	Rampura	0	0	0	0	0	0	0	0	0	0	0	0
	Balianwali	0	0	0	0	0	0	0	0	0	0	0	0
	Mandi Kalan	0	0	0	0	0	0	0	0	0	0	0	0
	Maluka	0	0	0	0	0	0	0	0	0	0	0	0
	Bhairupa	0	0	0	0	0	0	0	0	0	0	0	0
	Kotha Guru	0	0	0	0	0	0	0	0	0	0	0	0
	Mehraj	0	0	0	0	0	0	0	0	0	0	0	0
	<b>Sub-Total</b>	<b>0</b>	<b>0</b>	<b>0</b>	<b>0</b>	<b>0</b>	<b>0</b>	<b>0</b>	<b>0</b>	<b>0</b>	<b>0</b>	<b>0</b>	<b>0</b>
<b>18. Jalandhar</b>													
	Adampur	0	0	0	0	0	0	0	0	0	0	0	0
	Alawalpur	0	0	0	0	0	0	0	0	0	0	0	0
	Jalandhar	0	0	0	0	0	0	0	0	0	0	0	0
	Kartarpur	0	0	0	0	0	0	0	0	0	0	0	0
	Nakodar	0	0	0	0	0	0	0	0	0	0	0	0
	Noor Mahal	0	0	0	0	0	0	0	0	0	0	0	0
	Philaur	0	0	0	0	0	0	0	0	0	0	0	0
	Shahkot	0	0	0	0	0	0	0	0	0	0	0	0
	Goraya	0	0	0	0	0	0	0	0	0	0	0	0
	Bhogpur	0	0	0	0	0	0	0	0	0	0	0	0
	Lohian Khas	0	0	0	0	0	0	0	0	0	0	0	0
	<b>Sub-Total</b>	<b>0</b>	<b>0</b>	<b>0</b>	<b>0</b>	<b>0</b>	<b>0</b>	<b>0</b>	<b>0</b>	<b>0</b>	<b>0</b>	<b>0</b>	<b>0</b>
<b>19. Sangrur</b>													
	Malerkotla	0	0	0	0	0	0	0	0	0	0	0	0
	Sangrur	0	0	0	0	0	0	0	0	0	0	0	0
	Sunam	0	0	0	0	0	0	0	0	0	0	0	0
	Dhuri	0	0	0	0	0	0	0	0	0	0	0	0
	Longowal	0	0	0	0	1	3761	182	159141	0	0	0	0
	Ahmedgarh	0	0	0	0	0	0	0	0	0	0	0	0
	Lehragaga	0	0	0	0	0	0	0	0	0	0	0	0
	Bhiwanigarh	0	0	0	0	0	0	0	0	0	0	0	0
	Khanauri	0	0	0	0	0	0	0	0	0	0	0	0
	Cheema	0	0	0	0	0	0	0	0	0	0	0	0
	Dirba	0	0	0	0	0	0	0	0	0	0	0	0
	Moonak	0	0	0	0	0	0	0	0	0	0	0	0
	<b>Sub-Total</b>	<b>0</b>	<b>0</b>	<b>0</b>	<b>0</b>	<b>1</b>	<b>3761</b>	<b>182</b>	<b>159141</b>	<b>0</b>	<b>0</b>	<b>0</b>	<b>0</b>

<b>20. Barnala</b>													
	Barnala	0	0	0	0	0	0	0	0	0	0	0	0
	Tapa	0	0	0	0	0	0	0	0	0	0	0	0
	Bhadaur	0	0	0	0	0	0	0	0	0	0	0	0
	Dhanoula	0	0	0	0	0	0	0	0	0	0	0	0
	Handiaya	0	0	0	0	0	0	0	0	0	0	0	0
	<b>Sub-Total</b>	<b>0</b>	<b>0</b>	<b>0</b>	<b>0</b>	<b>0</b>	<b>0</b>	<b>0</b>	<b>0</b>	<b>0</b>	<b>0</b>	<b>0</b>	<b>0</b>
<b>21. Fazilka</b>													
	Abohar	0	0	0	0	0	0	0	0	0	0	0	0
	Jalalabad	0	0	0	0	0	0	0	0	0	0	0	0
	Fazilka	0	0	0	0	0	0	0	0	0	0	0	0
	<b>Sub-Total</b>	<b>0</b>	<b>0</b>	<b>0</b>	<b>0</b>	<b>0</b>	<b>0</b>	<b>0</b>	<b>0</b>	<b>0</b>	<b>0</b>	<b>0</b>	<b>0</b>
<b>22. Pathankot</b>													
	Pathankot	0	0	0	0	0	0	0	0	0	0	0	0
	sujanpur	0	0	0	0	0	0	0	0	0	0	0	0
	<b>Sub-Total</b>	<b>0</b>	<b>0</b>	<b>0</b>	<b>0</b>	<b>0</b>	<b>0</b>	<b>0</b>	<b>0</b>	<b>0</b>	<b>0</b>	<b>0</b>	<b>0</b>
	<b>Grand Total</b>	<b>0</b>	<b>0</b>	<b>0</b>	<b>0</b>	<b>3</b>	<b>4748</b>	<b>270</b>	<b>64553952</b>	<b>1</b>	<b>102</b>	<b>5</b>	<b>4046000</b>

Educational and Cultural Statistics

Table No. 7.2 No. of Educational Institutions, Scholars, Teachers and their Salaries 2013-14

SN/ Name of the District	Name of the Municipality/ Municipal Corpn.	State Govt. Institutions												
		Nursery and Primary Schools				Middle, High and Senior Secondary Schools				Schools for Professional and Special Education				
		Institutions (No.)	Scholars (No.)	Teachers (No.)	Salaries & Allowances Paid (Rs.000)	Institutions (No.)	Scholars (No.)	Teachers (No.)	Salaries & Allowances Paid (Rs.000)	Institutions (No.)	Scholars (No.)	Teachers (No.)	Salaries & Allowances Paid (Rs.000)	
1/2	3	4	5	6	7	8	9	10	11	12	13	14	15	
<b>1. Kapurthala</b>														
	Kapurthala	10	2246	37	20224000	3	2153	129	58979000	1	194	18	7559000	
	Phagwara	12	2376	39	21576000	3	1467	79	48506000	0	0	0	0	
	Sultanpur Lodhi	2	488	7	3702000	3	1128	46	30409000	0	0	0	0	
	Dhilwan	3	358	9	4442000	2	457	28	8715000	0	0	0	0	
	Begowal	1	242	5	2644000	2	349	17	8576000	0	0	0	0	
	Bhulath	5	496	12	6245000	1	421	22	12639000	0	0	0	0	
	Nadala	1	78	3	1338000	1	419	30	8343000	0	0	0	0	
	<b>Sub-Total</b>	<b>34</b>	<b>6284</b>	<b>112</b>	<b>60171000</b>	<b>15</b>	<b>6394</b>	<b>351</b>	<b>176167000</b>	<b>1</b>	<b>194</b>	<b>18</b>	<b>7559000</b>	
<b>2. Fatehgarh Sahib</b>														
	Amlah	3	394	9	4357800	2	1874	62	40578961	0	0	0	0	
	Sirhind	7	806	22	10652400	5	2557	107	59308523	0	0	0	0	
	Gobindgarh	10	1413	36	17431200	2	2277	80	41503708	0	0	0	0	
	Bassi Pathana	4	351	11	4842000	2	1051	49	28679531	0	0	0	0	
	Khamano	0	0	0	0	3	1280	37	24591216	0	0	0	0	
	<b>Sub-Total</b>	<b>24</b>	<b>2964</b>	<b>78</b>	<b>37283400</b>	<b>14</b>	<b>9039</b>	<b>335</b>	<b>194661939</b>	<b>0</b>	<b>0</b>	<b>0</b>	<b>0</b>	
<b>3. Mansa</b>														
	Mansa	8	1357	35	44223000	3	2730	108	66822000	1	72	4	1019000	
	Budhlada	6	1692	35	14369000	2	1998	58	65283000	1	459	21	10305000	
	Bareta	4	521	13	5694000	3	1162	25	32745000	0	0	0	0	
	Bhikhi	2	666	7	3152000	2	1368	35	13193000	0	0	0	0	
	Sardulgarh	2	585	11	3635000	2	1660	38	24712000	0	0	0	0	
	Boha	0	0	0	0	0	0	0	0	0	0	0	0	
	<b>Sub-Total</b>	<b>22</b>	<b>4821</b>	<b>101</b>	<b>71073000</b>	<b>12</b>	<b>8918</b>	<b>264</b>	<b>202755000</b>	<b>2</b>	<b>531</b>	<b>25</b>	<b>11324000</b>	
<b>4. Firozpur</b>														
	Firozpur	9	1286	31	12440000	2	2031	78	50761000	5	2275	106	34516000	
	Talwandi Bhai	2	563	10	3618000	2	1477	34	17445000	1	515	15	5514000	
	Zira	2	699	15	9615000	2	2244	46	28125000	2	1040	22	9375000	
	Guru Har Sahai	2	154	5	2311000	2	2075	35	27468000	2	1610	32	12674000	
	Makhu	3	475	10	2653000	2	506	16	10150000	0	0	0	0	
	Mudakki	1	422	9	3613000	2	788	28	18414000	0	0	0	0	
	Malanwali khas	2	711	14	4826000	1	711	11	4861000	0	0	0	0	
	<b>Sub-Total</b>	<b>21</b>	<b>4310</b>	<b>94</b>	<b>39076000</b>	<b>13</b>	<b>9832</b>	<b>248</b>	<b>157224000</b>	<b>10</b>	<b>5440</b>	<b>175</b>	<b>62079000</b>	

5. Ludhiana													
Ludhiana	85	16912	296	136013	48	21826	929	515327	5	1053	74	32447	
Samrala	2	206	6	2683	3	3153	65	36748	0	0	0	0	
Khanna	8	1253	22	9883	5	1932	61	33595	0	0	0	0	
Doraha	2	361	11	6631	2	709	32	18898	0	0	0	0	
Jagraon	9	1123	34	15696	3	1926	60	38134	1	113	9	4478	
Raikot	3	1229	23	10459	4	1753	64	40293	0	0	0	0	
Mulanpur	1	297	8	3022	2	347	12	7536	0	0	0	0	
Payal	1	186	5	2114	2	1029	33	20289	0	0	0	0	
Machhiwara	2	518	7	2472	2	1873	46	26734	0	0	0	0	
Maloud	3	311	8	3015	2	974	23	13600	0	0	0	0	
Sahnewal	2	471	6	2230	0	0	0	0	0	0	0	0	
<b>Sub-Total</b>	<b>118</b>	<b>22867</b>	<b>426</b>	<b>194218</b>	<b>73</b>	<b>35522</b>	<b>1325</b>	<b>751154</b>	<b>6</b>	<b>1166</b>	<b>83</b>	<b>36925</b>	
6. Patiala													
Ghagga	2	282	5	4712412	1	988	19	7490913	0	0	0	0	
bh	1	375	5	1924421	2	3040	40	3312450	0	0	0	0	
Ghanaur	1	380	9	3380000	1	1120	35	15946000	0	0	0	0	
Nabha	12	865	10	2823185	3	3853	134	64202822	4	723	72	25331866	
Patiala	55	8664	259	1243582801	15	12425	565	319386820	4	712	74	21398862	
Patran	1	371	10	1654215	1	895	16	7285825	0	0	0	0	
Rajpura	14	1232	32	1742118	5	572	209	113558103	1	308	10	18258092	
Samana	9	3203	49	8469845	2	1631	52	24003629	0	0	0	0	
Sanaur	2	415	12	24960600	2	2056	74	27422600	0	0	0	0	
<b>Sub-Total</b>	<b>97</b>	<b>15787</b>	<b>391</b>	<b>1293249597</b>	<b>32</b>	<b>26580</b>	<b>1144</b>	<b>582609162</b>	<b>9</b>	<b>1743</b>	<b>156</b>	<b>64988820</b>	
7. Amritsar													
Amritsar	82	17212	396	114535914	49	25770	902	61940837	1	168	7	3910920	
Jandiala	0	0	0	0	0	0	0	0	0	0	0	0	
Ramdas	3	1039	9	1205709	1	1419	28	6329729	0	0	0	0	
Majitha	0	0	0	0	0	0	0	0	0	0	0	0	
Rayya	0	0	0	0	0	0	0	0	0	0	0	0	
Raja Sansi	3	590	12	4054400	1	1195	51	26410000	0	0	0	0	
Ajnala	0	0	0	0	2	1820	52	11570200	0	0	0	0	
<b>Sub-Total</b>	<b>88</b>	<b>18841</b>	<b>417</b>	<b>119796023</b>	<b>53</b>	<b>30204</b>	<b>1033</b>	<b>106250766</b>	<b>1</b>	<b>168</b>	<b>7</b>	<b>3910920</b>	
8. Tarn Taran													
Tarn Taran	9	1164	31	16740000	2	2011	43	37501351	0	0	0	0	
Patti	6	1174	29	15660000	2	3504	101	63401775	1	233	10	11623416	
Khemkaran	3	548	8	28040820	2	1034	11	7753323	0	0	0	0	
Bhikhiwind	0	0	0	0	1	1638	17	1158325	1	354	9	53387	
<b>Sub-Total</b>	<b>18</b>	<b>2886</b>	<b>68</b>	<b>60440820</b>	<b>7</b>	<b>8187</b>	<b>172</b>	<b>109814774</b>	<b>2</b>	<b>587</b>	<b>19</b>	<b>11676803</b>	
9. Hoshiarpur													
Sham Churasi	2	467	8	1652879	0	0	0	0	0	0	0	0	
Hoshiarpur	14	2171	33	10108244	6	11210	221	124097002	3	1402	36	16769948	
Hariyana	3	1045	16	4265415	0	0	0	0	0	0	0	0	
Gardhiwal	2	1494	13	2939655	0	0	0	0	0	0	0	0	
Garh Shankar	2	295	7	3162500	0	0	0	0	1	393	14	3842397	
Tanda	8	482	16	3267528	2	938	48	69370740	0	0	0	0	
Dasuya	4	359	7	2796438	3	1295	57	23052499	0	0	0	0	
Mukerian	1	234	5	1091197	1	417	23	10250375	0	0	0	0	
Mahilpur	2	425	6	3015220	2	1115	18	8640250	0	0	0	0	
Talwara	4	367	7	2907037	3	1278	56	26197645	0	0	0	0	
<b>Sub-Total</b>	<b>42</b>	<b>7339</b>	<b>118</b>	<b>35206113</b>	<b>17</b>	<b>16253</b>	<b>423</b>	<b>261608511</b>	<b>4</b>	<b>1795</b>	<b>50</b>	<b>20612345</b>	

<b>10. Shaheed Bhagat Singh Nagar</b>													
	S.B.S. Nagar	5	965	9	3456000	1	1271	40	31825000	0	0	0	0
	Banga	3	235	9	2797800	2	941	24	9945919	0	0	0	0
	Balachaur	4	238	6	2150153	3	1415	34	17398000	0	0	0	0
	Rahon	2	372	7	3037500	3	1210	40	16618500	0	0	0	0
	<b>Sub-Total</b>	<b>14</b>	<b>1810</b>	<b>31</b>	<b>11441453</b>	<b>9</b>	<b>4837</b>	<b>138</b>	<b>75787419</b>	<b>0</b>	<b>0</b>	<b>0</b>	<b>0</b>
<b>11. Gurdaspur</b>													
	Qadian	2	120	5	1780000	1	201	10	2512000	0	0	0	0
	Shri Hargobindpur	4	304	6	1464000	2	1047	41	20281000	0	0	0	0
	Dina Nagar	5	411	14	6416000	3	2101	68	5531000	0	0	0	0
	Batala	30	2650	69	10750000	5	3062	135	29945000	0	0	0	0
	Dhariwal	3	285	12	3850000	1	221	14	3902000	0	0	0	0
	Dera Baba Nanak	3	136	6	1400000	2	1109	34	11553000	0	0	0	0
	Gurdaspur	26	1810	91	11685000	2	2432	165	16211000	0	0	0	0
	Fatehgarh Churian	2	170	5	1250000	2	848	30	14347000	0	0	0	0
	<b>Sub-Total</b>	<b>75</b>	<b>5886</b>	<b>208</b>	<b>38595000</b>	<b>18</b>	<b>11021</b>	<b>497</b>	<b>104282000</b>	<b>0</b>	<b>0</b>	<b>0</b>	<b>0</b>
<b>12. Faridkot</b>													
	Faridkot	11	2884	49	27239174	11	2860	127	71538524	0	0	0	0
	Kotkapura	11	2691	63	35037504	5	3052	109	60511253	0	0	0	0
	Jaitu	9	1509	21	11698989	3	1957	67	37223504	0	0	0	0
	<b>Sub-Total</b>	<b>31</b>	<b>7084</b>	<b>133</b>	<b>73975667</b>	<b>19</b>	<b>7869</b>	<b>303</b>	<b>169273281</b>	<b>0</b>	<b>0</b>	<b>0</b>	<b>0</b>
<b>13. Muktsar</b>													
	Muktsar	2	403	11	1811967	2	1615	36	6293267	0	0	0	0
	Malout	1	220	5	1323653	0	0	0	0	0	0	0	0
	Gidderbaha	0	0	0	0	0	0	0	0	0	0	0	0
	Bariwala	0	0	0	0	0	0	0	0	0	0	0	0
	<b>Sub-Total</b>	<b>3</b>	<b>623</b>	<b>16</b>	<b>3135620</b>	<b>2</b>	<b>1615</b>	<b>36</b>	<b>6293267</b>	<b>0</b>	<b>0</b>	<b>0</b>	<b>0</b>
<b>14. Moga</b>													
	Dharamkot	3	750	8	3790921	2	620	18	8500662	0	0	0	0
	Badhni Kalan	0	0	0	0	2	550	25	13354488	0	0	0	0
	Bagha Purana	3	1030	18	6069638	2	2890	96	49878613	0	0	0	0
	Moga	11	2510	58	24750680	6	4390	103	57423049	0	0	0	0
	Nihal Singh Wala	0	0	0	0	0	0	0	0	0	0	0	0
	Kot Ise Khan	0	0	0	0	0	0	0	0	0	0	0	0
	<b>Sub-Total</b>	<b>17</b>	<b>4290</b>	<b>84</b>	<b>34611239</b>	<b>12</b>	<b>8450</b>	<b>242</b>	<b>129156812</b>	<b>0</b>	<b>0</b>	<b>0</b>	<b>0</b>
<b>15. Rupnagar</b>													
	Rupnagar	5	552	16	7352000	2	1219	85	44881000	3	642	78	37639000
	Morinda	1	148	2	861000	1	506	38	18915000	1	49	4	2004000
	Shri Anandpur Sahib	3	500	15	60000	1	1080	31	162000	1	200	11	19000
	Nangal	7	615	16	4201000	2	1817	62	384000	1	460	24	12559000
	Shri Chamkaur Sahib	0	0	0	0	0	0	0	0	0	0	0	0
	Shri Kiratpur Sahib	0	0	0	0	0	0	0	0	0	0	0	0
	Nurpur Bedi	0	0	0	0	0	0	0	0	0	0	0	0
	<b>Sub-Total</b>	<b>16</b>	<b>1815</b>	<b>49</b>	<b>12474000</b>	<b>6</b>	<b>4622</b>	<b>216</b>	<b>64342000</b>	<b>6</b>	<b>1351</b>	<b>117</b>	<b>52221000</b>



<b>16. Sahibzada Ajit Singh Nagar</b>													
S.A.S. Nagar	14	2784	73	18490	9	2862	139	47012	1	345	7	1448	
Kurali	3	655	13	3584	2	864	43	11792	0	0	0	0	
Kharar	9	835	34	7550	3	1155	76	16765	1	115	6	2373	
Dera Bassi	3	462	12	2658	1	1030	36	9661	0	0	0	0	
Zirakpur	7	1046	27	7747	3	798	28	6868	0	0	0	0	
Naya-Gaon	4	494	19	3075	3	675	19	4271	6	518	10	2519	
Banur	6	774	21	2481	1	1074	33	11435	1	72	5	1183	
Lalru	3	283	14	2352	2	1734	36	7562	0	0	0	0	
<b>Sub-Total</b>	<b>49</b>	<b>7333</b>	<b>213</b>	<b>47937</b>	<b>24</b>	<b>10192</b>	<b>410</b>	<b>115366</b>	<b>9</b>	<b>1050</b>	<b>28</b>	<b>7523</b>	
<b>17. Bathinda</b>													
Bathinda	25	4525	120	64093597	9	5431	223	141957538	1	1214	45	59564088	
Bhucho	1	583	16	7904864	2	1171	38	22679756	0	0	0	0	
Goniana	1	180	5	2691756	2	1651	76	35573631	0	0	0	0	
Kot Fattah	2	565	9	2555493	1	608	33	12276038	0	0	0	0	
Maur	4	753	15	7069080	2	1768	48	30158847	0	0	0	0	
Rama	2	375	7	34398820	1	645	21	9978400	0	0	0	0	
Rampura Phool	4	1070	16	11010898	2	1249	83	41448674	0	0	0	0	
Sangat	1	151	5	2296850	1	694	26	9942876	0	0	0	0	
Talwandi Sabo	2	422	9	3788701	1	943	31	12107576	0	0	0	0	
Bhgta	1	545	13	6226992	1	899	45	16509684	0	0	0	0	
Kotshamir	2	571	15	5566000	1	968	35	2052349	0	0	0	0	
Lehra	1	201	4	1455831	1	605	25	14444736	0	0	0	0	
Mohabbat													
Nathana	1	240	8	3967897	2	1240	46	28917075	0	0	0	0	
Chowke	2	287	3	1401133	2	581	16	8835410	0	0	0	0	
Rampura	1	550	5	2933798	1	769	40	19705421	0	0	0	0	
Balianwali	2	442	10	4371948	2	795	47	21479748	0	0	0	0	
Mandi Kalan	3	543	13	5597342	2	752	32	18502138	0	0	0	0	
Maluka	1	225	6	2484049	0	0	0	0	0	0	0	0	
Bhairupa	2	559	14	6015638	2	1127	41	16943035	0	0	0	0	
Kotha Guru	1	425	11	4514545	2	671	31	906605325	0	0	0	0	
Mehraj	3	674	19	7500445	2	1050	55	20800000	0	0	0	0	
<b>Sub-Total</b>	<b>62</b>	<b>13886</b>	<b>323</b>	<b>187845677</b>	<b>39</b>	<b>23617</b>	<b>992</b>	<b>1390918257</b>	<b>1</b>	<b>1214</b>	<b>45</b>	<b>59564088</b>	
<b>18. Jalandhar</b>													
Adampur	4	529	15	351000	2	1531	69	22842000	0	0	0	0	
Alawalpur	3	219	6	1452000	1	5098	18	5665000	0	0	0	0	
Jalandhar	82	16010	482	16775800	54	20872	874	29385800	2	568	57	19564000	
Kartarpur	4	421	10	3472000	1	892	30	10478000	1	24	2	669000	
Nakodar	5	475	18	4629000	2	1625	54	18659000	1	26	2	679000	
Noor Mahal	4	325	7	1880000	1	968	28	9375000	0	0	0	0	
Philaur	4	536	7	199000	2	1572	72	23892000	0	0	0	0	
Shahkot	3	268	6	1674000	2	834	29	9344000	0	0	0	0	
Goraya	3	314	8	2175000	3	1422	52	18468000	0	0	0	0	
Bhogpur	3	415	9	2446000	2	1658	66	1051000	1	38	3	998000	
Lohian Khas	2	216	6	2164000	2	1145	28	8394000	0	0	0	0	
<b>Sub-Total</b>	<b>117</b>	<b>19728</b>	<b>574</b>	<b>37217800</b>	<b>72</b>	<b>37617</b>	<b>1320</b>	<b>157553800</b>	<b>5</b>	<b>656</b>	<b>64</b>	<b>21910000</b>	

<b>19. Sangrur</b>													
	Malerkotla	12	1429	32	13024	4	2043	65	32319	1	178	6	3073
	Sangrur	11	1250	43	25428	2	2553	102	54684	1	96	2	1181
	Sunam	4	401	10	5664	3	2578	85	43143	2	521	31	14460
	Dhuri	4	395	7	3677	3	1182	46	21048	1	55	3	300
	Longowal	5	461	6	2414	2	1279	51	31260	0	0	0	0
	Ahmedgarh	2	176	3	1183	1	168	8	3545	1	33	2	549
	Lehragaga	2	214	6	2582	2	1563	39	22308	0	0	0	0
	Bhiwanigarh	4	683	17	7952	2	1826	48	33611	0	0	0	0
	Khanauri	3	817	6	2315	2	924	19	9236	0	0	0	0
	Cheema	0	0	0	0	1	1279	26	14915	0	0	0	0
	Dirba	1	413	3	1613	1	684	23	11623	0	0	0	0
	Moonak	1	263	4	1903	2	1647	23	12949	1	139	13	1492
	<b>Sub-Total</b>	<b>49</b>	<b>6502</b>	<b>137</b>	<b>67755</b>	<b>25</b>	<b>17726</b>	<b>535</b>	<b>290641</b>	<b>7</b>	<b>1022</b>	<b>57</b>	<b>21055</b>
<b>20. Barnala</b>													
	Barnala	16	2512	55	217	6	270	164	721	1	190	11	58
	Tapa	6	704	4	17	2	1282	35	155	0	0	0	0
	Bhadaur	5	865	10	42	2	1252	32	140	0	0	0	0
	Dhanoula	6	879	18	72	3	1188	49	215	0	0	0	0
	Handiaya	2	520	16	63	1	490	18	80	0	0	0	0
	<b>Sub-Total</b>	<b>35</b>	<b>5480</b>	<b>103</b>	<b>411</b>	<b>14</b>	<b>4482</b>	<b>298</b>	<b>1311</b>	<b>1</b>	<b>190</b>	<b>11</b>	<b>58</b>
<b>21. Fazilka</b>													
	Abohar	8	1225	34	8525000	5	2175	80	26312000	1	1715	45	14295
	Jalalabad	2	314	13	3013000	0	0	0	0	2	2755	65	19981
	Fazilka	8	1075	26	7282000	1	85	6	1875000	3	2614	100	28055
	<b>Sub-Total</b>	<b>18</b>	<b>2614</b>	<b>73</b>	<b>18820000</b>	<b>6</b>	<b>2260</b>	<b>86</b>	<b>28187000</b>	<b>6</b>	<b>7084</b>	<b>210</b>	<b>62331</b>
<b>22. Pathankot</b>													
	Pathankot	14	3832	87	147	16	5633	315	162	0	0	0	0
	sujanpur	4	332	15	34	2	1192	13	32	0	0	0	0
	<b>Sub-Total</b>	<b>18</b>	<b>4164</b>	<b>102</b>	<b>181</b>	<b>18</b>	<b>6825</b>	<b>328</b>	<b>194</b>	<b>0</b>	<b>0</b>	<b>0</b>	<b>0</b>
	<b>Grand Total</b>	<b>968</b>	<b>167314</b>	<b>3851</b>	<b>2134722911</b>	<b>500</b>	<b>292062</b>	<b>10696</b>	<b>3918043654</b>	<b>70</b>	<b>24191</b>	<b>1065</b>	<b>315973868</b>

Educational and Cultural Statistics

Table No. 7.3 No. of Educational Institutions, Scholars, Teachers and their Salaries 2013-14

SN/ Name of the District	Name of the Municipality/ Municipal Corpn.	State Govt. Institutions												
		Colleges for General Education				Colleges for Professional and Special Education				Research Institutions				
		Institutions (No.)	Scholars (No.)	Teachers (No.)	Salaries & Allowances Paid (Rs.000)	Institutions (No.)	Scholars (No.)	Teachers (No.)	Salaries & Allowances Paid (Rs.000)	Institutions (No.)	Scholars (No.)	Teachers (No.)	Salaries & Allowances Paid (Rs.000)	
1/2	3	4	5	6	7	8	9	10	11	12	13	14	15	
<b>1. Kapurthala</b>														
	Kapurthala	1	2168	34	58007000	0	0	0	0	0	0	0	0	0
	Phagwara	0	0	0	0	0	0	0	0	0	0	0	0	0
	Sultanpur Lodhi	0	0	0	0	0	0	0	0	0	0	0	0	0
	Dhilwan	0	0	0	0	0	0	0	0	0	0	0	0	0
	Begowal	0	0	0	0	0	0	0	0	0	0	0	0	0
	Bhulath	1	314	7	9817000	0	0	0	0	0	0	0	0	0
	Nadala	0	0	0	0	0	0	0	0	0	0	0	0	0
	<b>Sub-Total</b>	<b>2</b>	<b>2482</b>	<b>41</b>	<b>67824000</b>	<b>0</b>	<b>0</b>	<b>0</b>	<b>0</b>	<b>0</b>	<b>0</b>	<b>0</b>	<b>0</b>	<b>0</b>
<b>2. Fatehgarh Sahib</b>														
	Amloh	0	0	0	0	0	0	0	0	0	0	0	0	0
	Sirhind	0	0	0	0	1	56	0	0	0	0	0	0	0
	Gobindgarh	1	325	4	6315274	0	0	0	0	0	0	0	0	0
	Bassi Pathana	0	0	0	0	1	414	19	10402898	0	0	0	0	0
	Khamano	0	0	0	0	0	0	0	0	0	0	0	0	0
	<b>Sub-Total</b>	<b>1</b>	<b>325</b>	<b>4</b>	<b>6315274</b>	<b>2</b>	<b>470</b>	<b>19</b>	<b>10402898</b>	<b>0</b>	<b>0</b>	<b>0</b>	<b>0</b>	<b>0</b>
<b>3. Mansa</b>														
	Mansa	1	1470	31	11620000	0	0	0	0	0	0	0	0	0
	Budhlada	1	47	2	504000	0	0	0	0	0	0	0	0	0
	Bareta	0	0	0	0	0	0	0	0	0	0	0	0	0
	Bhikhi	0	0	0	0	0	0	0	0	0	0	0	0	0
	Sardulgarh	0	0	0	0	0	0	0	0	0	0	0	0	0
	<b>Sub-Total</b>	<b>2</b>	<b>1517</b>	<b>33</b>	<b>12124000</b>	<b>0</b>	<b>0</b>	<b>0</b>	<b>0</b>	<b>0</b>	<b>0</b>	<b>0</b>	<b>0</b>	<b>0</b>
<b>4. Firozpur</b>														
	Firozpur	0	0	0	0	1	510	16	7130000	0	0	0	0	0
	Talwandi Bhai	0	0	0	0	0	0	0	0	0	0	0	0	0
	Zira	0	0	0	0	0	0	0	0	0	0	0	0	0
	Guru Har Sahai	0	0	0	0	0	0	0	0	0	0	0	0	0
	Makhu	0	0	0	0	0	0	0	0	0	0	0	0	0
	Mudakki	0	0	0	0	0	0	0	0	0	0	0	0	0
	Malanwali khas	0	0	0	0	0	0	0	0	0	0	0	0	0
	<b>Sub-Total</b>	<b>0</b>	<b>0</b>	<b>0</b>	<b>0</b>	<b>1</b>	<b>510</b>	<b>16</b>	<b>7130000</b>	<b>0</b>	<b>0</b>	<b>0</b>	<b>0</b>	<b>0</b>

5. Ludhiana													
	Ludhiana	2	8013	155	127311	0	0	0	0	0	0	0	0
	Samrala	0	0	0	0	0	0	0	0	0	0	0	0
	Khanna	0	0	0	0	0	0	0	0	0	0	0	0
	Doraha	0	0	0	0	0	0	0	0	0	0	0	0
	Jagraon	0	0	0	0	0	0	0	0	1	389	21	12341
	Raikot	0	0	0	0	0	0	0	0	0	0	0	0
	Mulanpur	0	0	0	0	0	0	0	0	0	0	0	0
	Payal	0	0	0	0	0	0	0	0	0	0	0	0
	Machhiwara	0	0	0	0	0	0	0	0	0	0	0	0
	Maloud	0	0	0	0	0	0	0	0	0	0	0	0
	Sahnewal	0	0	0	0	0	0	0	0	0	0	0	0
	<b>Sub-Total</b>	<b>2</b>	<b>8013</b>	<b>155</b>	<b>127311</b>	<b>0</b>	<b>0</b>	<b>0</b>	<b>0</b>	<b>1</b>	<b>389</b>	<b>21</b>	<b>12341</b>
6. Patiala													
	Ghagga	0	0	0	0	0	0	0	0	0	0	0	0
	Bhadson	0	0	0	0	0	0	0	0	0	0	0	0
	Ghanaur	0	0	0	0	0	0	0	0	0	0	0	0
	Nabha	1	3579	29	21956672	0	0	0	0	0	0	0	0
	Patiala	0	0	0	0	7	2635	169	173209916	0	0	0	0
	Patran	0	0	0	0	0	0	0	0	0	0	0	0
	Rajpura	0	0	0	0	0	0	0	0	0	0	0	0
	Samana	0	0	0	0	0	0	0	0	0	0	0	0
	Sanaur	0	0	0	0	0	0	0	0	0	0	0	0
	<b>Sub-Total</b>	<b>1</b>	<b>3579</b>	<b>29</b>	<b>21956672</b>	<b>7</b>	<b>2635</b>	<b>169</b>	<b>173209916</b>	<b>0</b>	<b>0</b>	<b>0</b>	<b>0</b>
7. Amritsar													
	Amritsar	1	2776	71	11011625	3	1485	60	44955960	0	0	0	0
	Jandiala	0	0	0	0	0	0	0	0	0	0	0	0
	Ramdas	0	0	0	0	0	0	0	0	0	0	0	0
	Majitha	0	0	0	0	0	0	0	0	0	0	0	0
	Rayya	0	0	0	0	0	0	0	0	0	0	0	0
	Raja Sansi	0	0	0	0	0	0	0	0	0	0	0	0
	Ajnala	1	372	25	11152476	1	312	17	10200000	0	0	0	0
	<b>Sub-Total</b>	<b>2</b>	<b>3148</b>	<b>96</b>	<b>22164101</b>	<b>4</b>	<b>1797</b>	<b>77</b>	<b>55155960</b>	<b>0</b>	<b>0</b>	<b>0</b>	<b>0</b>
8. Tarn Taran													
	Tarn Taran	1	965	12	27650853	0	0	0	0	0	0	0	0
	Patti	1	335	10	7624920	0	0	0	0	0	0	0	0
	Khemkaran	0	0	0	0	0	0	0	0	0	0	0	0
	<b>Sub-Total</b>	<b>2</b>	<b>1300</b>	<b>22</b>	<b>35275773</b>	<b>0</b>	<b>0</b>	<b>0</b>	<b>0</b>	<b>0</b>	<b>0</b>	<b>0</b>	<b>0</b>
9. Hoshiarpur													
	Sham Churasi	0	0	0	0	0	0	0	0	0	0	0	0
	Hoshiarpur	1	4762	102	33959695	2	1307	76	20850830	0	0	0	0
	Hariyana	0	0	0	0	0	0	0	0	0	0	0	0
	Gardhiwal	0	0	0	0	0	0	0	0	0	0	0	0
	Garh Shankar	0	0	0	0	0	0	0	0	0	0	0	0
	Tanda	1	1158	26	6582719	0	0	0	0	0	0	0	0
	Dasuya	0	0	0	0	0	0	0	0	0	0	0	0
	Mukerian	1	2269	83	29137584	1	318	20	6270000	0	0	0	0
	Mahilpur	0	0	0	0	1	46	6	38500000	0	0	0	0
	Talwara	1	1800	28	6992620	0	0	0	0	0	0	0	0
	<b>Sub-Total</b>	<b>4</b>	<b>9989</b>	<b>239</b>	<b>76672618</b>	<b>4</b>	<b>1671</b>	<b>102</b>	<b>65620830</b>	<b>0</b>	<b>0</b>	<b>0</b>	<b>0</b>



<b>16. Sahibzada Ajit Singh Nagar</b>													
S.A.S. Nagar	1	1020	59	43911	0	0	0	0	0	0	0	0	0
Kurali	0	0	0	0	0	0	0	0	0	0	0	0	0
Kharar	0	0	0	0	0	0	0	0	0	0	0	0	0
Dera Bassi	1	1348	25	19967	0	0	0	0	0	0	0	0	0
Zirakpur	0	0	0	0	0	0	0	0	0	0	0	0	0
Naya-Gaon	0	0	0	0	0	0	0	0	0	0	0	0	0
Banur	0	0	0	0	0	0	0	0	0	0	0	0	0
Lalru	0	0	0	0	0	0	0	0	0	0	0	0	0
<b>Sub-Total</b>	<b>2</b>	<b>2368</b>	<b>84</b>	<b>63878</b>	<b>0</b>	<b>0</b>	<b>0</b>	<b>0</b>	<b>0</b>	<b>0</b>	<b>0</b>	<b>0</b>	<b>0</b>
<b>17. Bathinda</b>													
Bathinda	1	1214	45	59564088					0	0	0	0	0
Bhucho	0	0	0	0	0	0	0	0	0	0	0	0	0
Goniana	0	0	0	0	0	0	0	0	0	0	0	0	0
Kot Fattah	0	0	0	0	0	0	0	0	0	0	0	0	0
Maur	0	0	0	0	0	0	0	0	0	0	0	0	0
Rama	0	0	0	0	0	0	0	0	0	0	0	0	0
Rampura Phool	0	0	0	0	0	0	0	0	0	0	0	0	0
Sangat	0	0	0	0	0	0	0	0	0	0	0	0	0
Talwandi Sabo	0	0	0	0	0	0	0	0	0	0	0	0	0
Bhgta	0	0	0	0	0	0	0	0	0	0	0	0	0
Kotshamir	0	0	0	0	0	0	0	0	0	0	0	0	0
Lehra	0	0	0	0	0	0	0	0	0	0	0	0	0
Mohabbat													
Nathana	0	0	0	0	0	0	0	0	0	0	0	0	0
Chowke	0	0	0	0	0	0	0	0	0	0	0	0	0
Rampura	0	0	0	0	0	0	0	0	0	0	0	0	0
Balianwali	0	0	0	0	0	0	0	0	0	0	0	0	0
Mandi Kalan	0	0	0	0	0	0	0	0	0	0	0	0	0
Maluka	0	0	0	0	0	0	0	0	0	0	0	0	0
Bhairupa	0	0	0	0	0	0	0	0	0	0	0	0	0
Kotha Guru	0	0	0	0	0	0	0	0	0	0	0	0	0
Mehraj	0	0	0	0	0	0	0	0	0	0	0	0	0
<b>Sub-Total</b>	<b>1</b>	<b>1214</b>	<b>45</b>	<b>59564088</b>	<b>0</b>	<b>0</b>	<b>0</b>	<b>0</b>	<b>0</b>	<b>0</b>	<b>0</b>	<b>0</b>	<b>0</b>
<b>18. Jalandhar</b>													
Adampur	0	0	0	0	0	0	0	0	0	0	0	0	0
Alawalpur	0	0	0	0	0	0	0	0	0	0	0	0	0
Jalandhar	1	312	26	12742000	5	2412	167	68842000	0	0	0	0	0
Kartarpur	0	0	0	0	0	0	0	0	0	0	0	0	0
Nakodar	0	0	0	0	0	0	0	0	0	0	0	0	0
Noor Mahal	0	0	0	0	0	0	0	0	0	0	0	0	0
Philaur	0	0	0	0	0	0	0	0	0	0	0	0	0
Shahkot	0	0	0	0	0	0	0	0	0	0	0	0	0
Goraya	0	0	0	0	0	0	0	0	0	0	0	0	0
Bhogpur	0	0	0	0	0	0	0	0					
Lohian Khas	0	0	0	0	0	0	0	0	0	0	0	0	0
<b>Sub-Total</b>	<b>1</b>	<b>312</b>	<b>26</b>	<b>12742000</b>	<b>5</b>	<b>2412</b>	<b>167</b>	<b>68842000</b>	<b>0</b>	<b>0</b>	<b>0</b>	<b>0</b>	<b>0</b>

<b>19. Sangrur</b>													
	Malerkotla	1	3528	68	31227	1	100	8	3340	0	0	0	0
	Sangrur	1	3488	36	44715	0	0	0	0	0	0	0	0
	Sunam	1	3312	35	22113	0	0	0	0	0	0	0	0
	Dhuri	0	0	0	0	0	0	0	0	0	0	0	0
	Longowal	0	0	0	0	0	0	0	0	0	0	0	0
	Ahmedgarh	0	0	0	0	0	0	0	0	0	0	0	0
	Lehragaga	0	0	0	0	0	0	0	0	0	0	0	0
	Bhiwanigarh	0	0	0	0	0	0	0	0	0	0	0	0
	Khanauri	0	0	0	0	0	0	0	0	0	0	0	0
	Cheema	0	0	0	0	0	0	0	0	0	0	0	0
	Dirba	0	0	0	0	0	0	0	0	0	0	0	0
	Moonak	0	0	0	0	0	0	0	0	0	0	0	0
	<b>Sub-Total</b>	<b>3</b>	<b>10328</b>	<b>139</b>	<b>98055</b>	<b>1</b>	<b>100</b>	<b>8</b>	<b>3340</b>	<b>0</b>	<b>0</b>	<b>0</b>	<b>0</b>
<b>20. Barnala</b>													
	Barnala	0	0	0	0	0	0	0	0	0	0	0	0
	Tapa	0	0	0	0	0	0	0	0	0	0	0	0
	Bhadaur	0	0	0	0	0	0	0	0	0	0	0	0
	Dhanoula	0	0	0	0	0	0	0	0	0	0	0	0
	Handiaya	0	0	0	0	0	0	0	0	0	0	0	0
	<b>Sub-Total</b>	<b>0</b>	<b>0</b>	<b>0</b>	<b>0</b>	<b>0</b>	<b>0</b>	<b>0</b>	<b>0</b>	<b>0</b>	<b>0</b>	<b>0</b>	<b>0</b>
<b>21. Fazilka</b>													
	Abohar	0	0	0	0	0	0	0	0	0	0	0	0
	Jalalabad	0	0	0	0	0	0	0	0	0	0	0	0
	Fazilka	1	585	25	8044000	0	0	0	0	0	0	0	0
	<b>Sub-Total</b>	<b>1</b>	<b>585</b>	<b>25</b>	<b>8044000</b>	<b>0</b>	<b>0</b>	<b>0</b>	<b>0</b>	<b>0</b>	<b>0</b>	<b>0</b>	<b>0</b>
<b>22. Pathankot</b>													
	Pathankot	0	0	0	0	0	0	0	0	0	0	0	0
	sujanpur	0	0	0	0	0	0	0	0	0	0	0	0
	<b>Sub-Total</b>	<b>0</b>	<b>0</b>	<b>0</b>	<b>0</b>	<b>0</b>	<b>0</b>	<b>0</b>	<b>0</b>	<b>0</b>	<b>0</b>	<b>0</b>	<b>0</b>
	<b>Grand Total</b>	<b>28</b>	<b>50768</b>	<b>1173</b>	<b>437717641</b>	<b>32</b>	<b>11656</b>	<b>728</b>	<b>474139891</b>	<b>1</b>	<b>389</b>	<b>21</b>	<b>12341</b>





<b>5. Ludhiana</b>													
Ludhiana	7	1322	28	11682	0	0	0	0	0	0	0	0	0
Samrala	2	432	10	4887	0	0	0	0	0	0	0	0	0
Khanna	2	997	6	2046	0	0	0	0	0	0	0	0	0
Doraha	0	0	0	0	0	0	0	0	0	0	0	0	0
Jagraon	2	343	7	2892	0	0	0	0	0	0	0	0	0
Raikot	0	0	0	0	0	0	0	0	0	0	0	0	0
Mulanpur	0	0	0	0	0	0	0	0	0	0	0	0	0
Payal	1	186	3	1167	0	0	0	0	0	0	0	0	0
Machhiwara	2	424	10	4114	0	0	0	0	0	0	0	0	0
Maloud	0	0	0	0	0	0	0	0	0	0	0	0	0
Sahnewal	0	0	0	0	0	0	0	0	0	0	0	0	0
<b>Sub-Total</b>	<b>16</b>	<b>3704</b>	<b>64</b>	<b>26788</b>	<b>0</b>	<b>0</b>	<b>0</b>	<b>0</b>	<b>0</b>	<b>0</b>	<b>0</b>	<b>0</b>	<b>0</b>
<b>6. Patiala</b>													
Ghagga	1	255	3	101219	0	0	0	0	0	0	0	0	0
Bhadson	0	0	0	0	0	0	0	0	0	0	0	0	0
Ghanaur	0	0	0	0	0	0	0	0	0	0	0	0	0
Nabha	0	0	0	0	0	0	0	0	0	0	0	0	0
Patiala	0	0	0	0	0	0	0	0	0	0	0	0	0
Patran	0	0	0	0	0	0	0	0	0	0	0	0	0
Rajpura	0	0	0	0	0	0	0	0	0	0	0	0	0
Samana	4	355	6	2815000	0	0	0	0	0	0	0	0	0
Sanaur	2	192	5	2130000	0	0	0	0	0	0	0	0	0
<b>Sub-Total</b>	<b>7</b>	<b>802</b>	<b>14</b>	<b>5046219</b>	<b>0</b>	<b>0</b>	<b>0</b>	<b>0</b>	<b>0</b>	<b>0</b>	<b>0</b>	<b>0</b>	<b>0</b>
<b>7. Amritsar</b>													
Amritsar	0	0	0	0	0	0	0	0	0	0	0	0	0
Jandiala	0	0	0	0	0	0	0	0	0	0	0	0	0
Ramdas	0	0	0	0	0	0	0	0	0	0	0	0	0
Majitha	0	0	0	0	0	0	0	0	0	0	0	0	0
Rayya	0	0	0	0	0	0	0	0	0	0	0	0	0
Raja Sansi	0	0	0	0	0	0	0	0	0	0	0	0	0
Ajnala	0	0	0	0	0	0	0	0	0	0	0	0	0
<b>Sub-Total</b>	<b>0</b>	<b>0</b>	<b>0</b>	<b>0</b>	<b>0</b>	<b>0</b>	<b>0</b>	<b>0</b>	<b>0</b>	<b>0</b>	<b>0</b>	<b>0</b>	<b>0</b>
<b>8. Tarn Taran</b>													
Tarn Taran	0	0	0	0	0	0	0	0	0	0	0	0	0
Patti	0	0	0	0	0	0	0	0	0	0	0	0	0
Khemkaran	0	0	0	0	0	0	0	0	0	0	0	0	0
<b>Sub-Total</b>	<b>0</b>	<b>0</b>	<b>0</b>	<b>0</b>	<b>0</b>	<b>0</b>	<b>0</b>	<b>0</b>	<b>0</b>	<b>0</b>	<b>0</b>	<b>0</b>	<b>0</b>
<b>9. Hoshiarpur</b>													
Sham Churasi	1	145	3	2744500	0	0	0	0	0	0	0	0	0
Hoshiarpur	0	0	0	0	0	0	0	0	1	163	3	1163000	0
Hariyana	0	0	0	0	0	0	0	0	0	0	0	0	0
Gardhiwal	0	0	0	0	0	0	0	0	0	0	0	0	0
Garh Shankar	0	0	0	0	0	0	0	0	0	0	0	0	0
Tanda	3	192	8	1034880	0	0	0	0	0	0	0	0	0
Dasuya	0	0	0	0	0	0	0	0	0	0	0	0	0
Mukerian	0	0	0	0	0	0	0	0	0	0	0	0	0
Mahilpur	0	0	0	0	0	0	0	0	0	0	0	0	0
Talwara	0	0	0	0	0	0	0	0	0	0	0	0	0
<b>Sub-Total</b>	<b>4</b>	<b>337</b>	<b>11</b>	<b>3779380</b>	<b>0</b>	<b>0</b>	<b>0</b>	<b>0</b>	<b>1</b>	<b>163</b>	<b>3</b>	<b>1163000</b>	<b>0</b>





<b>19. Sangrur</b>													
	Malerkotla	6	549	14	6080	0	0	0	0	0	0	0	0
	Sangrur	4	524	14	7560	0	0	0	0	0	0	0	0
	Sunam	7	312	13	6005	0	0	0	0	0	0	0	0
	Dhuri	6	561	11	5374	0	0	0	0	0	0	0	0
	Longowal	2	256	7	2778	0	0	0	0	0	0	0	0
	Ahmedgarh	2	116	2	839	0	0	0	0	0	0	0	0
	Lehragaga	4	559	11	5863	0	0	0	0	0	0	0	0
	Bhiwanigarh	0	0	0	0	0	0	0	0	0	0	0	0
	Khanauri	0	0	0	0	0	0	0	0	0	0	0	0
	Cheema	2	332	10	4640	0	0	0	0	0	0	0	0
	Dirba	1	56	2	949	0	0	0	0	0	0	0	0
	Moonak	2	456	8	3356	0	0	0	0	0	0	0	0
	<b>Sub-Total</b>	<b>36</b>	<b>3721</b>	<b>92</b>	<b>43444</b>	<b>0</b>	<b>0</b>	<b>0</b>	<b>0</b>	<b>0</b>	<b>0</b>	<b>0</b>	<b>0</b>
<b>20. Barnala</b>													
	Barnala	0	0	0	0	0	0	0	0	0	0	0	0
	Tapa	0	0	0	0	0	0	0	0	0	0	0	0
	Bhadaur	0	0	0	0	0	0	0	0	0	0	0	0
	Dhanoula	0	0	0	0	0	0	0	0	0	0	0	0
	Handiaya	0	0	0	0	0	0	0	0	0	0	0	0
	<b>Sub-Total</b>	<b>0</b>	<b>0</b>	<b>0</b>	<b>0</b>	<b>0</b>	<b>0</b>	<b>0</b>	<b>0</b>	<b>0</b>	<b>0</b>	<b>0</b>	<b>0</b>
<b>21. Fazilka</b>													
	Abohar	0	0	0	0	0	0	0	0	0	0	0	0
	Jalalabad	2	108	2	595000	0	0	0	0	0	0	0	0
	Fazilka	1	95	3	1233000	0	0	0	0	0	0	0	0
	<b>Sub-Total</b>	<b>3</b>	<b>203</b>	<b>5</b>	<b>1828000</b>	<b>0</b>	<b>0</b>	<b>0</b>	<b>0</b>	<b>0</b>	<b>0</b>	<b>0</b>	<b>0</b>
<b>22. Pathankot</b>													
	Pathankot	0	0	0	0	0	0	0	0	0	0	0	0
	sujanpur	0	0	0	0	0	0	0	0	0	0	0	0
	<b>Sub-Total</b>	<b>0</b>	<b>0</b>	<b>0</b>	<b>0</b>	<b>0</b>	<b>0</b>	<b>0</b>	<b>0</b>	<b>0</b>	<b>0</b>	<b>0</b>	<b>0</b>
	<b>Grand Total</b>	<b>86</b>	<b>10982</b>	<b>236</b>	<b>34631923</b>	<b>0</b>	<b>0</b>	<b>0</b>	<b>0</b>	<b>1</b>	<b>163</b>	<b>3</b>	<b>1163000</b>













<b>20. Barnala</b>													
	Barnala	0	0	0	0	0	0	0	0	0	0	0	0
	Tapa	0	0	0	0	0	0	0	0	0	0	0	0
	Bhadaur	0	0	0	0	0	0	0	0	0	0	0	0
	Dhanoula	0	0	0	0	0	0	0	0	0	0	0	0
	Handiaya	0	0	0	0	0	0	0	0	0	0	0	0
	<b>Sub-Total</b>	<b>0</b>	<b>0</b>	<b>0</b>	<b>0</b>	<b>0</b>	<b>0</b>	<b>0</b>	<b>0</b>	<b>0</b>	<b>0</b>	<b>0</b>	<b>0</b>
<b>21. Fazilka</b>													
	Abohar	0	0	0	0	0	0	0	0	0	0	0	0
	Jalalabad	0	0	0	0	0	0	0	0	0	0	0	0
	Fazilka	0	0	0	0	0	0	0	0	0	0	0	0
	<b>Sub-Total</b>	<b>0</b>	<b>0</b>	<b>0</b>	<b>0</b>	<b>0</b>	<b>0</b>	<b>0</b>	<b>0</b>	<b>0</b>	<b>0</b>	<b>0</b>	<b>0</b>
<b>22. Pathankot</b>													
	Pathankot	0	0	0	0	0	0	0	0	0	0	0	0
	sujanpur	0	0	0	0	0	0	0	0	0	0	0	0
	<b>Sub-Total</b>	<b>0</b>	<b>0</b>	<b>0</b>	<b>0</b>	<b>0</b>	<b>0</b>	<b>0</b>	<b>0</b>	<b>0</b>	<b>0</b>	<b>0</b>	<b>0</b>
	<b>Grand Total</b>	<b>0</b>	<b>0</b>	<b>0</b>	<b>0</b>	<b>2</b>	<b>908</b>	<b>59</b>	<b>7447000</b>	<b>0</b>	<b>0</b>	<b>0</b>	<b>0</b>

**Educational and Cultural Statistics**

**Table No. 7.6 No. of Educational Institutions, Scholars, Teachers and their Salaries 2013-14**

SN/ Name of the District	Name of the Municipality/ Municipal Corpn.	Other Aided Institutions											
		Nursery and Primary Schools				Middle, High and Senior Secondary Schools				Schools for Professional and Special Education			
		Institutions (No.)	Scholars (No.)	Teachers (No.)	Salaries & Allowances Paid (Rs.000)	Institutions (No.)	Scholars (No.)	Teachers (No.)	Salaries & Allowances Paid (Rs.000)	Institutions (No.)	Scholars (No.)	Teachers (No.)	Salaries & Allowances Paid (Rs.000)
1/2	3	4	5	6	7	8	9	10	11	12	13	14	15
<b>1. Kapurthala</b>													
	Kapurthala	0	0	0	0	4	3109	42	20167000	0	0	0	0
	Phagwara	0	0	0	0	5	4648	74	34567000	0	0	0	0
	Sultanpur Lodhi	0	0	0	0	2	924	14	8052000	0	0	0	0
	Dhilwan	0	0	0	0	0	0	0	0	0	0	0	0
	Begowal	0	0	0	0	1	1065	13	6544000	0	0	0	0
	Bhulath	0	0	0	0	0	0	0	0	0	0	0	0
	Nadala	0	0	0	0	0	0	0	0				
	<b>Sub-Total</b>	<b>0</b>	<b>0</b>	<b>0</b>	<b>0</b>	<b>12</b>	<b>9746</b>	<b>143</b>	<b>69330000</b>	<b>0</b>	<b>0</b>	<b>0</b>	<b>0</b>
<b>2. Fatehgarh Sahib</b>													
	Amlah	0	0	0	0	0	0	0	0	0	0	0	0
	Sirhind	0	0	0	0	3	2148	31	16551661	0	0	0	0
	Gobindgarh	0	0	0	0	1	903	24	2378513	0	0	0	0
	Bassi Pathana	0	0	0	0	2	310	16	4195154	0	0	0	0
	Khamano	0	0	0	0	0	0	0	0	0	0	0	0
	<b>Sub-Total</b>	<b>0</b>	<b>0</b>	<b>0</b>	<b>0</b>	<b>6</b>	<b>3361</b>	<b>71</b>	<b>23125328</b>	<b>0</b>	<b>0</b>	<b>0</b>	<b>0</b>
<b>3. Mansa</b>													
	Mansa	0	0	0	0	3	3974	47	15212000	0	0	0	0
	Budhlada	0	0	0	0	0	0	0	0	0	0	0	0
	Bareta	0	0	0	0	0	0	0	0	0	0	0	0
	Bhikhi	0	0	0	0	0	0	0	0	0	0	0	0
	Sardulgarh	0	0	0	0	0	0	0	0	0	0	0	0
	<b>Sub-Total</b>	<b>0</b>	<b>0</b>	<b>0</b>	<b>0</b>	<b>3</b>	<b>3974</b>	<b>47</b>	<b>15212000</b>	<b>0</b>	<b>0</b>	<b>0</b>	<b>0</b>
<b>4. Firozpur</b>													
	Firozpur	7	7619	167	33529000	0	0	0	0	0	0	0	0
	Talwandi Bhai	0	0	0	0	0	0	0	0	0	0	0	0
	Zira	0	0	0	0	0	0	0	0	0	0	0	0
	Guru Har Sahai	0	0	0	0	0	0	0	0	0	0	0	0
	Makhu	0	0	0	0	0	0	0	0	0	0	0	0
	Mudakki	0	0	0	0	0	0	0	0	0	0	0	0
	Malanwali khas	0	0	0	0	0	0	0	0	0	0	0	0
	<b>Sub-Total</b>	<b>7</b>	<b>7619</b>	<b>167</b>	<b>33529000</b>	<b>0</b>	<b>0</b>	<b>0</b>	<b>0</b>	<b>0</b>	<b>0</b>	<b>0</b>	<b>0</b>
<b>5. Ludhiana</b>													
	Ludhiana	5	1432	20	8326	26	31326	573	252431	0	0	0	0
	Samrala	0	0	0	0	0	0	0	0	0	0	0	0
	Khanna	1	217	3	1104	5	5027	136	32341	0	0	0	0
	Doraha	0	0	0	0	1	1126	20	4967	0	0	0	0
	Jagraon	0	0	0	0	5	3054	61	24885	0	0	0	0
	Raikot	0	0	0	0	1	519	7	2894	0	0	0	0
	Mulanpur	0	0	0	0	0	0	0	0	0	0	0	0
	Payal	0	0	0	0	0	0	0	0	0	0	0	0
	Machhiwara	0	0	0	0	0	0	0	0	0	0	0	0
	Maloud	0	0	0	0	0	0	0	0	0	0	0	0
	Sahnewal	1	213	2	829	0	0	0	0	0	0	0	0
	<b>Sub-Total</b>	<b>7</b>	<b>1862</b>	<b>25</b>	<b>10259</b>	<b>38</b>	<b>41052</b>	<b>797</b>	<b>317518</b>	<b>0</b>	<b>0</b>	<b>0</b>	<b>0</b>

6. Patiala													
	Ghagga	0	0	0	0	0	0	0	0	0	0	0	0
	Bhadson	0	0	0	0	0	0	0	0	0	0	0	0
	Ghanaur	0	0	0	0	0	0	0	0	0	0	0	0
	Nabha	0	0	0	0	6	2240	74	23395417	0	0	0	0
	Patiala	0	0	0	0					1	1125	55	2513421
	Patran	0	0	0	0	0	0	0	0	0	0	0	0
	Rajpura	0	0	0	0	4	2315	45	18291540	0	0	0	0
	Samana	0	0	0	0	2	1185	14	709639	0	0	0	0
	Sanaur	0	0	0	0	0	0	0	0	0	0	0	0
	<b>Sub-Total</b>	<b>0</b>	<b>0</b>	<b>0</b>	<b>0</b>	<b>12</b>	<b>5740</b>	<b>133</b>	<b>42396596</b>	<b>1</b>	<b>1125</b>	<b>55</b>	<b>2513421</b>
7. Amritsar													
	Amritsar	23	5210	70	27882200	29	26310	602	2385268800	0	0	0	0
	Jandiala	0	0	0	0	0	0	0	0	0	0	0	0
	Ramdas	0	0	0	0	2	1992	28	3012000	0	0	0	0
	Majitha	0	0	0	0	0	0	0	0	0	0	0	0
	Rayya	1	85	2	920000	0	0	0	0	0	0	0	0
	Raja Sansi	0	0	0	0	0	0	0	0	0	0	0	0
	Ajnala	4	630	17	6470000					0	0	0	0
	<b>Sub-Total</b>	<b>28</b>	<b>5925</b>	<b>89</b>	<b>35272200</b>	<b>31</b>	<b>28302</b>	<b>630</b>	<b>2388280800</b>	<b>0</b>	<b>0</b>	<b>0</b>	<b>0</b>
8. Tarn Taran													
	Tarn Taran	2	207	2	571698	3	2557	24	11219230	0	0	0	0
	Patti	0	0	0	0	3	1120	22	12785000	0	0	0	0
	Khemkaran	0	0	0	0	0	0	0	0	0	0	0	0
	<b>Sub-Total</b>	<b>2</b>	<b>207</b>	<b>2</b>	<b>571698</b>	<b>6</b>	<b>3677</b>	<b>46</b>	<b>24004230</b>	<b>0</b>	<b>0</b>	<b>0</b>	<b>0</b>
9. Hoshiarpur													
	Sham Churasi	6	1398	22	5494500	3	191526	26	9130000	0	0	0	0
	Hoshiarpur	1	594	17	3786665	2	1744	30	5421200	0	0	0	0
	Hariyana	0	0	0	0	4	2677	171	42026050	0	0	0	0
	Gardhiwal	0	0	0	0	4	3509	73	16778745	0	0	0	0
	Garh Shankar	2	279	7	3250000	3	2890	73	10383413	0	0	0	0
	Tanda	0	0	0	0	1	575	11	1738440	0	0	0	0
	Dasuya	0	0	0	0	4	5715	89	26671370	0	0	0	0
	Mukerian	0	0	0	0	0	0	0	0	0	0	0	0
	Mahilpur	0	0	0	0	0	0	0	0	0	0	0	0
	Talwara	1	509	12	2173435	0	0	0	0	0	0	0	0
	<b>Sub-Total</b>	<b>10</b>	<b>2780</b>	<b>58</b>	<b>14704600</b>	<b>21</b>	<b>208636</b>	<b>473</b>	<b>112149218</b>	<b>0</b>	<b>0</b>	<b>0</b>	<b>0</b>
10. Shaheed Bhagat Singh Nagar													
	Nawan Shehar	0	0	0	0	7	2742	47	22061071	0	0	0	0
	Banga	0	0	0	0	3	1661	41	17147757	0	0	0	0
	Balachaur	0	0	0	0	1	53	15	7553393	0	0	0	0
	Rahon	0	0	0	0	0	0	0	0	0	0	0	0
	<b>Sub-Total</b>	<b>0</b>	<b>0</b>	<b>0</b>	<b>0</b>	<b>11</b>	<b>4456</b>	<b>103</b>	<b>46762221</b>	<b>0</b>	<b>0</b>	<b>0</b>	<b>0</b>

<b>11. Gurdaspur</b>													
	Qadian	2	460	8	2360000	3	1850	44	12880000	1	64	1	1295000
	Shri Hargobindpur	0	0	0	0	0	0	0	0	0	0	0	0
	Dina Nagar	0	0	0	0	1	648	11	4647000	0	0	0	0
	Batala	5	1050	20	5074000	5	2640	70	23541000	1	98	6	2401000
	Dhariwal	0	0	0	0	6	3050	67	10185000	0	0	0	0
	Dera Baba Nanak	0	0	0	0	0	0	0	0	0	0	0	0
	Gurdaspur	0	0	0	0	6	4250	116	19985000	0	0	0	0
	Fatehgarh Churian	1	130	5	2040000	1	610	12	4520000	0	0	0	0
	<b>Sub-Total</b>	<b>8</b>	<b>1640</b>	<b>33</b>	<b>9474000</b>	<b>22</b>	<b>13048</b>	<b>320</b>	<b>75758000</b>	<b>2</b>	<b>162</b>	<b>7</b>	<b>3696000</b>
<b>12. Faridkot</b>													
	Faridkot	0	0	0	0	4	2691	51	4759847				
	Kotkapura	0	0	0	0	2	1209	20	9800120	0	0	0	0
	Jaitu	0	0	0	0	2	962	13	7291550	0	0	0	0
	<b>Sub-Total</b>	<b>0</b>	<b>0</b>	<b>0</b>	<b>0</b>	<b>8</b>	<b>4862</b>	<b>84</b>	<b>21851517</b>	<b>0</b>	<b>0</b>	<b>0</b>	<b>0</b>
<b>13. Shri Muktsar Sahib</b>													
	Muktsar	0	0	0	0	1	430	15	11329221	0	0	0	0
	Malout	0	0	0	0	1	798	35	12315109	0	0	0	0
	Gidderbaha	0	0	0	0	1	650	23	7931217	0	0	0	0
	Bariwala	0	0	0	0	0	0	0	0	0	0	0	0
	<b>Sub-Total</b>	<b>0</b>	<b>0</b>	<b>0</b>	<b>0</b>	<b>3</b>	<b>1878</b>	<b>73</b>	<b>31575547</b>	<b>0</b>	<b>0</b>	<b>0</b>	<b>0</b>
<b>14. Moga</b>													
	Dharamkot	1	175	3	1633830	1	620	14	7026454	0	0	0	0
	Badhni Kalan	0	0	0	0	0	0	0	0	0	0	0	0
	Bagha Purana	0	0	0	0	0	0	0	0	0	0	0	0
	Moga	9	2510	46	3234715	9	7620	157	75774050	0	0	0	0
	<b>Sub-Total</b>	<b>10</b>	<b>2685</b>	<b>49</b>	<b>4868545</b>	<b>10</b>	<b>8240</b>	<b>171</b>	<b>82800504</b>	<b>0</b>	<b>0</b>	<b>0</b>	<b>0</b>
<b>15. Rupnagar</b>													
	Rupnagar	0	0	0	0	8	4227	97	35012000	0	0	0	0
	Morinda	0	0	0	0	2	1069	14	7225000	0	0	0	0
	Shri Anadpur Sahib	0	0	0	0	2	4300	21	95	0	0	0	0
	Nangal	0	0	0	0	1	298	6	2385000	0	0	0	0
	Shri Chamkaur Sahib	0	0	0	0	0	0	0	0	0	0	0	0
	Shri Kiratpur Sahib	0	0	0	0	0	0	0	0	0	0	0	0
	Nurpur Bedi	0	0	0	0	0	0	0	0	0	0	0	0
	<b>Sub-Total</b>	<b>0</b>	<b>0</b>	<b>0</b>	<b>0</b>	<b>13</b>	<b>9894</b>	<b>138</b>	<b>44622095</b>	<b>0</b>	<b>0</b>	<b>0</b>	<b>0</b>
<b>16. Sahibzada Ajit Singh Nagar</b>													
	S.A.S. Nagar	0	0	0	0	1	724	9	2699	0	0	0	0
	Kurali	0	0	0	0	2	2494	41	10952	0	0	0	0
	Kharar	0	0	0	0	5	2601	56	12707	0	0	0	0
	Dera Bassi	0	0	0	0	2	1258	20	4898	0	0	0	0
	Zirakpur	0	0	0	0	0	0	0	0	0	0	0	0
	Naya-Gaon	0	0	0	0	0	0	0	0	0	0	0	0
	Banur	0	0	0	0	0	0	0	0	0	0	0	0
	Lalru	0	0	0	0	0	0	0	0	0	0	0	0
	<b>Sub-Total</b>	<b>0</b>	<b>0</b>	<b>0</b>	<b>0</b>	<b>10</b>	<b>7077</b>	<b>126</b>	<b>31256</b>	<b>0</b>	<b>0</b>	<b>0</b>	<b>0</b>

17. Bathinda													
Bathinda	0	0	0	0	5	4590	125	56766084	0	0	0	0	0
Bhucho	0	0	0	0	0	0	0	0	0	0	0	0	0
Goniana	0	0	0	0	0	0	0	0	0	0	0	0	0
Kot Fattah	0	0	0	0	0	0	0	0	0	0	0	0	0
Maur	0	0	0	0	1	205	1	218265	0	0	0	0	0
Rama	0	0	0	0	2	1485	47	3691943	0	0	0	0	0
Rampura Phool	1	200	3	1169589	3	1010	20	9755928	0	0	0	0	0
Sangat	0	0	0	0	0	0	0	0	0	0	0	0	0
Talwandi Sabo	1	510	3	443517	0	386	4	3572030	0	0	0	0	0
Bhgta	0	0	0	0	0	0	0	0	0	0	0	0	0
Kotshamir	0	0	0	0	0	0	0	0	0	0	0	0	0
Lehra Mohabbat	0	0	0	0	0	0	0	0	0	0	0	0	0
Nathana	0	0	0	0	0	0	0	0	0	0	0	0	0
Chowke	0	0	0	0	0	0	0	0	0	0	0	0	0
Rampura	0	0	0	0	0	0	0	0	0	0	0	0	0
Balianwali	0	0	0	0	0	0	0	0	0	0	0	0	0
Mandi Kalan	0	0	0	0	0	0	0	0	0	0	0	0	0
Maluka	0	0	0	0	0	0	0	0	0	0	0	0	0
Bhairupa	0	0	0	0	0	0	0	0	0	0	0	0	0
Kotha Guru	0	0	0	0	0	0	0	0	0	0	0	0	0
Mehraj	0	0	0	0	0	0	0	0	0	0	0	0	0
<b>Sub-Total</b>	<b>2</b>	<b>710</b>	<b>6</b>	<b>1613106</b>	<b>11</b>	<b>7676</b>	<b>197</b>	<b>74004250</b>	<b>0</b>	<b>0</b>	<b>0</b>	<b>0</b>	<b>0</b>
18. Jalandhar													
Adampur	0	0	0	0	0	0	0	0	0	0	0	0	0
Alawalpur	0	0	0	0	2	1488	27	6271000	0	0	0	0	0
Jalandhar	10	2996	62	11598000	40	36289	799	109315	1	184	19	5486000	0
Kartarpur	0	0	0	0	3	1908	38	10493000	0	0	0	0	0
Nakodar	1	192	5	3284000	1	896	18	5937000	0	0	0	0	0
Noor Mahal	0	0	0	0	1	649	20	5154000	0	0	0	0	0
Philaur	0	0	0	0	0	0	0	0	0	0	0	0	0
Shahkot	0	0	0	0	0	0	0	0	0	0	0	0	0
Goraya	3	268	12	399000	4	931	42	13336000	0	0	0	0	0
Bhogpur	0	0	0	0	0	0	0	0	0	0	0	0	0
Lohian Khas	2	253	5	2081038	0	0	0	0	0	0	0	0	0
<b>Sub-Total</b>	<b>16</b>	<b>3709</b>	<b>84</b>	<b>17362038</b>	<b>51</b>	<b>42161</b>	<b>944</b>	<b>41300315</b>	<b>1</b>	<b>184</b>	<b>19</b>	<b>5486000</b>	<b>0</b>
19. Sangrur													
Malerkotla	0	0	0	0	5	4561	109	40989	0	0	0	0	0
Sangrur	0	0	0	0	3	1106	22	8210	0	0	0	0	0
Sunam	1	73	2	782	2	1025	10	3840	0	0	0	0	0
Dhuri	0	0	0	0	3	2498	46	19251	0	0	0	0	0
Longowal	0	0	0	0	0	0	0	0	0	0	0	0	0
Ahmedgarh	0	0	0	0	3	3145	53	19194	0	0	0	0	0
Lehragaga	0	0	0	0	0	0	0	0	0	0	0	0	0
Bhiwaniagarh	0	0	0	0	0	0	0	0	0	0	0	0	0
Khanauri	0	0	0	0	0	0	0	0	0	0	0	0	0
Cheema	0	0	0	0	0	0	0	0	0	0	0	0	0
Dirba	0	0	0	0	0	0	0	0	0	0	0	0	0
Moonak	0	0	0	0	0	0	0	0	0	0	0	0	0
<b>Sub-Total</b>	<b>1</b>	<b>73</b>	<b>2</b>	<b>782</b>	<b>16</b>	<b>12335</b>	<b>240</b>	<b>91484</b>	<b>0</b>	<b>0</b>	<b>0</b>	<b>0</b>	<b>0</b>

<b>20. Barnala</b>													
	Barnala	0	0	0	0	3	1257	30	133	0	0	0	0
	Tapa	0	0	0	0	1	367	8	37	0	0	0	0
	Bhadaur	0	0	0	0	0	0	0	0	0	0	0	0
	Dhanoula	0	0	0	0	0	0	0	0	0	0	0	0
	Handiaya	0	0	0	0	0	0	0	0	0	0	0	0
	<b>Sub-Total</b>	<b>0</b>	<b>0</b>	<b>0</b>	<b>0</b>	<b>4</b>	<b>1624</b>	<b>38</b>	<b>170</b>	<b>0</b>	<b>0</b>	<b>0</b>	<b>0</b>
<b>21. Fazilka</b>													
	Abohar	3	700	8	2014000	4	510000	150	31812000	0	0	0	0
	Jalalabad	0	0	0	0	0	0	0	0	0	0	0	0
	Fazilka	6	1215	23	5515000	4	3918	95	19875000	0	0	0	0
	<b>Sub-Total</b>	<b>9</b>	<b>1915</b>	<b>31</b>	<b>7529000</b>	<b>8</b>	<b>513918</b>	<b>245</b>	<b>51687000</b>	<b>0</b>	<b>0</b>	<b>0</b>	<b>0</b>
<b>22. Pathankot</b>													
	Pathankot	0	0	0	0	6	3052	66	259	0	0	0	0
	sujanpur	0	0	0	0	2	1800	10	78				
	<b>Sub-Total</b>	<b>0</b>	<b>0</b>	<b>0</b>	<b>0</b>	<b>8</b>	<b>4852</b>	<b>76</b>	<b>337</b>	<b>0</b>	<b>0</b>	<b>0</b>	<b>0</b>
	<b>Grand Total</b>	<b>100</b>	<b>29125</b>	<b>546</b>	<b>124935228</b>	<b>304</b>	<b>936509</b>	<b>5095</b>	<b>3145300386</b>	<b>4</b>	<b>1471</b>	<b>81</b>	<b>11695421</b>











**18. Jalandhar**

Adampur	0	0	0	0	0	0	0	0	0	0	0	0	0
Alawalpur	0	0	0	0	0	0	0	0	0	0	0	0	0
Jalandhar	9	2272	695	317128000	0	0	0	0	0	0	0	0	0
Kartarpur	1	715	15	6257000	0	0	0	0	0	0	0	0	0
Nakodar	3	1886	84	30141000	0	0	0	0	0	0	0	0	0
Noor Mahal	0	0	0	0	0	0	0	0	0	0	0	0	0
Philaur	0	0	0	0	0	0	0	0	0	0	0	0	0
Shahkot	0	0	0	0	0	0	0	0	0	0	0	0	0
Goraya	0	0	0	0	0	0	0	0	0	0	0	0	0
Bhogpur	0	0	0	0	0	0	0	0	0	0	0	0	0
Lohian Khas	0	0	0	0	0	0	0	0	0	0	0	0	0
<b>Sub-Total</b>	<b>13</b>	<b>4873</b>	<b>794</b>	<b>353526000</b>	<b>0</b>	<b>0</b>	<b>0</b>	<b>0</b>	<b>0</b>	<b>0</b>	<b>0</b>	<b>0</b>	<b>0</b>

**19. Sangrur**

Malerkotla	0	0	0	0	0	0	0	0	0	0	0	0	0
Sangrur	1	545	24	9316	0	0	0	0	0	0	0	0	0
Sunam	0	0	0	0	0	0	0	0	0	0	0	0	0
Dhuri	0	0	0	0	0	0	0	0	0	0	0	0	0
Longowal	0	0	0	0	0	0	0	0	0	0	0	0	0
Ahmedgarh	0	0	0	0	0	0	0	0	0	0	0	0	0
Lehragaga	0	0	0	0	0	0	0	0	0	0	0	0	0
Bhiwanigarh	1	838	8	2156	0	0	0	0	0	0	0	0	0
Khanauri	0	0	0	0	0	0	0	0	0	0	0	0	0
Cheema	0	0	0	0	0	0	0	0	0	0	0	0	0
Dirba	0	0	0	0	0	0	0	0	0	0	0	0	0
Moonak	0	0	0	0	0	0	0	0	0	0	0	0	0
<b>Sub-Total</b>	<b>2</b>	<b>1383</b>	<b>32</b>	<b>11472</b>	<b>0</b>	<b>0</b>	<b>0</b>	<b>0</b>	<b>0</b>	<b>0</b>	<b>0</b>	<b>0</b>	<b>0</b>

**20. Barnala**

Barnala	2	2170	46	377	0	0	0	0	0	0	0	0	0
Tapa	0	0	0	0	0	0	0	0	0	0	0	0	0
Bhadaur	0	0	0	0	0	0	0	0	0	0	0	0	0
Dhanoula	0	0	0	0	0	0	0	0	0	0	0	0	0
Handiaya	0	0	0	0	0	0	0	0	0	0	0	0	0
<b>Sub-Total</b>	<b>2</b>	<b>2170</b>	<b>46</b>	<b>377</b>	<b>0</b>	<b>0</b>	<b>0</b>	<b>0</b>	<b>0</b>	<b>0</b>	<b>0</b>	<b>0</b>	<b>0</b>

**21. Fazilka**

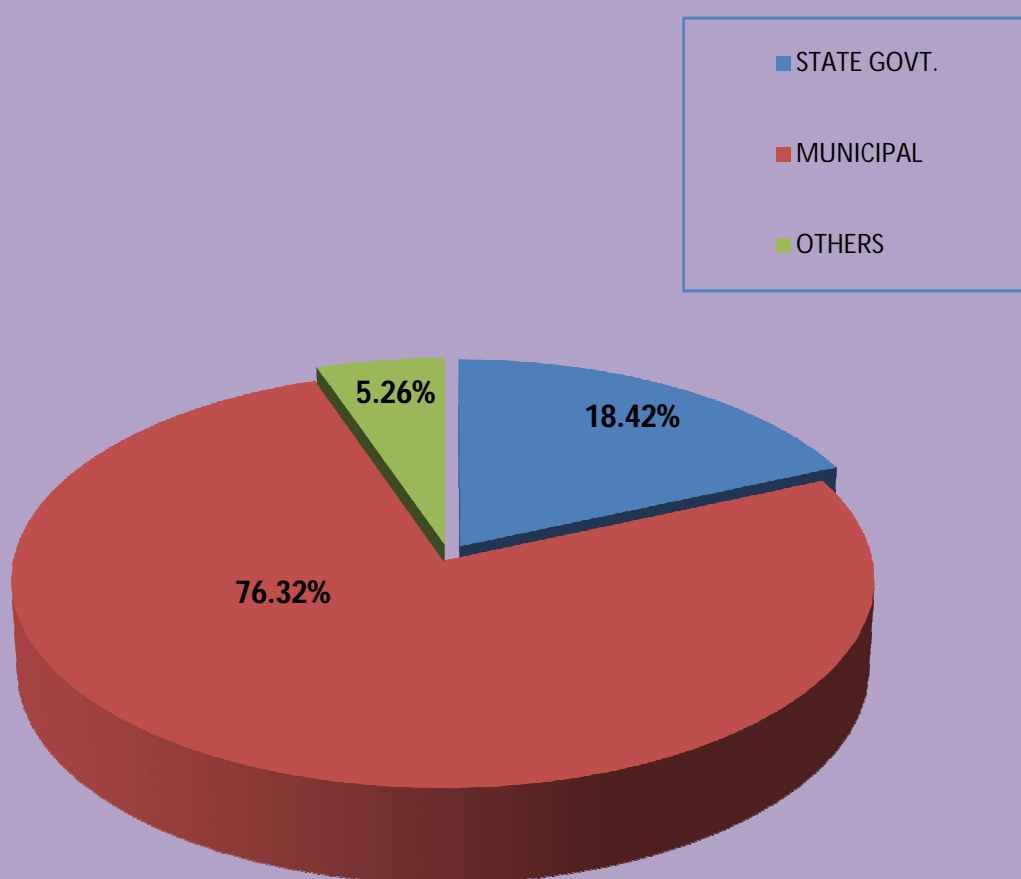
Abohar	2	1715	70	19745	1	415	16	4595000	0	0	0	0	0
Jalalabad	1	885	16	7135000	0	0	0	0	0	0	0	0	0
Fazilka	0	0	0	0	1	575	50	10698000	0	0	0	0	0
<b>Sub-Total</b>	<b>3</b>	<b>2600</b>	<b>86</b>	<b>7154745</b>	<b>2</b>	<b>990</b>	<b>66</b>	<b>15293000</b>	<b>0</b>	<b>0</b>	<b>0</b>	<b>0</b>	<b>0</b>

**22. Pathankot**

Pathankot	0	0	0	0	0	0	0	0	0	0	0	0	0
sujanpur	0	0	0	0	0	0	0	0	0	0	0	0	0
<b>Sub-Total</b>	<b>0</b>	<b>0</b>	<b>0</b>	<b>0</b>	<b>0</b>	<b>0</b>	<b>0</b>	<b>0</b>	<b>0</b>	<b>0</b>	<b>0</b>	<b>0</b>	<b>0</b>
<b>Grand Total</b>	<b>93</b>	<b>117670</b>	<b>4212</b>	<b>1567199824</b>	<b>22</b>	<b>18273</b>	<b>1371</b>	<b>250938634</b>	<b>5</b>	<b>2563</b>	<b>459</b>	<b>321749</b>	

**Box:5 - Educational & Cultural Facilities in Municipal Area**

**Percentage Distribution of Public Libraries in Punjab**



Educational and Cultural Statistics

Table No. 8 Public Libraries 2013-14

SN/ Name of the District	Name of the Municipality/ Municipal Corp'n.	State Government Public			Municipal Public Libraries			Others Public Libraries		
		No.	Members	No. of Vols. Stocked	No.	Members	No. of Vols. Stocked	No.	Members	No. of Vols. Stocked
1/2	3	4	5	6	7	8	9	10	11	12
<b>1. Kapurthala</b>										
	Kapurthala	1	3000	60000	0	0	0	0	0	0
	Phagwara	0	0	0	6	32	5178	0	0	0
	Sultanpur Lodhi	0	0	0	0	0	0	0	0	0
	Dhilwan	0	0	0	0	0	0	0	0	0
	Begowal	0	0	0	0	0	0	0	0	0
	Bhulath	0	0	0	0	0	0	0	0	0
	Nadala	0	0	0	0	0	0	0	0	0
	<b>Sub-Total</b>	<b>1</b>	<b>3000</b>	<b>60000</b>	<b>6</b>	<b>32</b>	<b>5178</b>	<b>0</b>	<b>0</b>	<b>0</b>
<b>2. Fatehgarh Sahib</b>										
	Amloh	0	0	0	0	0	0	0	0	0
	Sirhind	1	1787	20105	0	0	0	0	0	0
	Gobindgarh	0	0	0	1	60	515	0	0	0
	Bassi Pathana	0	0	0	0	0	0	0	0	0
	Khamano	0	0	0	0	0	0	0	0	0
	<b>Sub-Total</b>	<b>1</b>	<b>1787</b>	<b>20105</b>	<b>1</b>	<b>60</b>	<b>515</b>	<b>0</b>	<b>0</b>	<b>0</b>
<b>3. Mansa</b>										
	Mansa	1	1811	18540	0	0	0	0	0	0
	Budhlada	0	0	0	0	0	0	0	0	0
	Bareta	0	0	0	0	0	0	0	0	0
	Bhikhi	0	0	0	0	0	0	0	0	0
	Sardulgarh	0	0	0	0	0	0	0	0	0
	Boha	0	0	0	0	0	0	0	0	0
	<b>Sub-Total</b>	<b>1</b>	<b>1811</b>	<b>18540</b>	<b>0</b>	<b>0</b>	<b>0</b>	<b>0</b>	<b>0</b>	<b>0</b>
<b>4. Firozpur</b>										
	Firozpur	1	3950	40200	2	820	2400	0	0	0
	Talwandi Bhai	0	0	0	1	530	791	0	0	0
	Zira	0	0	0	1	250	1180	0	0	0
	Guru Har Sahai	0	0	0	1	450	2653	0	0	0
	Makhu	0	0	0	1	159	121	0	0	0
	Mudakki	0	0	0	0	0	0	0	0	0
	Malanwali khas	1	520	250	0	0	0	0	0	0
	<b>Sub-Total</b>	<b>2</b>	<b>4470</b>	<b>40450</b>	<b>6</b>	<b>2209</b>	<b>7145</b>	<b>0</b>	<b>0</b>	<b>0</b>
<b>5. Ludhiana</b>										
	Ludhiana	2	4387	215982	10	129	27913	0	0	0
	Samrala	0	0	0	1	0	2022	0	0	0
	Khanna	0	0	0	1	270	10299	0	0	0
	Doraha	0	0	0	0	0	0	0	0	0
	Jagraon	0	0	0	1	24	10116	0	0	0
	Raikot	0	0	0	1	28	2834	0	0	0
	Mulanpur	0	0	0	0	0	0	0	0	0
	Payal	0	0	0	0	0	0	0	0	0
	Machhiwara	0	0	0	1	0	456	0	0	0
	Maloud	0	0	0	0	0	0	0	0	0
	Sahnewal	0	0	0	0	0	0	0	0	0
	<b>Sub-Total</b>	<b>2</b>	<b>4387</b>	<b>215982</b>	<b>15</b>	<b>451</b>	<b>53640</b>	<b>0</b>	<b>0</b>	<b>0</b>
<b>6. Patiala</b>										
	Ghagga	0	0	0	0	0	0	0	0	0
	Bhadson	0	0	0	0	0	0	0	0	0
	Ghanaur	0	0	0	0	0	0	0	0	0
	Nabha	1	1985	54489	1	1980	45210	0	0	0
	Patiala	1	24182	150000	1	8450	64260	0	0	0
	Patran	0	0	0	0	0	0	0	0	0
	Rajpura	0	0	0	2	32	5014	0	0	0
	Samana	0	0	0	0	0	0	0	0	0
	Sanaur	0	0	0	0	0	0	0	0	0
	<b>Sub-Total</b>	<b>2</b>	<b>26167</b>	<b>204489</b>	<b>4</b>	<b>10462</b>	<b>114484</b>	<b>0</b>	<b>0</b>	<b>0</b>
<b>7. Amritsar</b>										
	Amritsar	0	0	0	2	755	323110	0	0	0
	Jandiala	0	0	0	1	0	1362	0	0	0
	Ramdass	0	0	0	0	0	0	0	0	0
	Majitha	0	0	0	0	0	0	0	0	0
	Rayya	0	0	0	0	0	0	0	0	0
	Raja Sansi	0	0	0	0	0	0	0	0	0
	Ajnala	0	0	0	0	0	0	0	0	0
	<b>Sub-Total</b>	<b>0</b>	<b>0</b>	<b>0</b>	<b>3</b>	<b>755</b>	<b>324472</b>	<b>0</b>	<b>0</b>	<b>0</b>

8. Tarn Taran										
	Tarn Taran	0	0	0	1	0	2888	0	0	0
	Patti	0	0	0	0	0	2046	0	0	0
	Khemkaran	0	0	0	0	0	0	0	0	0
	Bhikhiwind	0	0	0	0	0	0	0	0	0
	<b>Sub-Total</b>	<b>0</b>	<b>0</b>	<b>0</b>	<b>1</b>	<b>0</b>	<b>4934</b>	<b>0</b>	<b>0</b>	<b>0</b>
9. Hoshiarpur										
	Sham Churasi	0	0	0	1	4	380	0	0	0
	Hoshiarpur	0	0	0	2	200	7800	1	4550	49000
	Hariyana	0	0	0	1	45	2177	0	0	0
	Gardhiwal	0	0	0	0	0	0	0	0	0
	Garh Shankar	0	0	0	1	75	3968	0	0	0
	Tanda	0	0	0	0	0	0	0	0	0
	Dasuya	0	0	0	1	90	7500	0	0	0
	Mukerian	0	0	0	0	0	0	0	0	0
	Mahilpur	0	0	0	0	0	0	0	0	0
	Talwara	0	0	0	0	0	0	0	0	0
	<b>Sub-Total</b>	<b>0</b>	<b>0</b>	<b>0</b>	<b>6</b>	<b>414</b>	<b>21825</b>	<b>1</b>	<b>4550</b>	<b>49000</b>
10. Shaheed Bhagat Singh Nagar										
	Nawan Shehar	0	0	0	1	0	3547	0	0	0
	Banga	0	0	0	1	0	375	0	0	0
	Balachaur	0	0	0	0	0	0	0	0	0
	Rahon	0	0	0	1	0	695	0	0	0
	<b>Sub-Total</b>	<b>0</b>	<b>0</b>	<b>0</b>	<b>3</b>	<b>0</b>	<b>4617</b>	<b>0</b>	<b>0</b>	<b>0</b>
11. Gurdaspur										
	Qadian	0	0	0	0	0	0	0	0	0
	Shri Hargobindpur	0	0	0	0	0	0	0	0	0
	Dina Nagar	0	0	0	0	0	0	0	0	0
	Batala	0	0	0	0	0	0	0	0	0
	Dhariwal	0	0	0	1	200	2000	0	0	0
	Dera Baba Nanak	0	0	0	0	0	0	0	0	0
	Gurdaspur	0	0	0	1	859	50000	0	0	0
	Fatehgarh Churian	0	0	0	1	100	1500	0	0	0
	<b>Sub-Total</b>	<b>0</b>	<b>0</b>	<b>0</b>	<b>3</b>	<b>1159</b>	<b>53500</b>	<b>0</b>	<b>0</b>	<b>0</b>
12. Faridkot										
	Faridkot	1	3365	34671	0	0	0	0	0	0
	Kotkapura	0	0	0	1	216	9885	0	0	0
	Jaitu	0	0	0	1	63	6651	0	0	0
	<b>Sub-Total</b>	<b>1</b>	<b>3365</b>	<b>34671</b>	<b>2</b>	<b>279</b>	<b>16536</b>	<b>0</b>	<b>0</b>	<b>0</b>
13. Muktsar										
	Muktsar	0	0	0	1	9	1386	0	0	0
	Malout	0	0	0	1	0	1784	0	0	0
	Gidderbaha	0	0	0	1	0	3177	0	0	0
	Bariwala	0	0	0	0	0	0	0	0	0
	<b>Sub-Total</b>	<b>0</b>	<b>0</b>	<b>0</b>	<b>3</b>	<b>9</b>	<b>6347</b>	<b>0</b>	<b>0</b>	<b>0</b>
14. Moga										
	Dharamkot	0	0	0	1	636	0	0	0	0
	Badhni Kalan	0	0	0	0	0	0	0	0	0
	Bagha Purana	0	0	0	0	0	0	0	0	0
	Moga	0	0	0	2	0	8653	0	0	0
	Nihal Singh Wala	0	0	0	0	0	0	0	0	0
	Kot Ise Khan	0	0	0	0	0	0	0	0	0
	<b>Sub-Total</b>	<b>0</b>	<b>0</b>	<b>0</b>	<b>3</b>	<b>636</b>	<b>8653</b>	<b>0</b>	<b>0</b>	<b>0</b>
15. Rupnagar										
	Rupnagar	1	3500	44000	0	0	0	1	3666	45660
	Morinda	0	0	0	1	0	98	0	0	0
	Shri Anandpur Sahib	0	0	0	0	0	0	0	0	0
	Nangal	0	0	0	1	35	1973	0	0	0
	Shri Chamkaur Sahib	0	0	0	0	0	0	0	0	0
	Shri Kiratpur Sahib	0	0	0	0	0	0	0	0	0
	Nurpur Bedi	0	0	0	0	0	0	0	0	0
	<b>Sub-Total</b>	<b>1</b>	<b>3500</b>	<b>44000</b>	<b>2</b>	<b>35</b>	<b>2071</b>	<b>1</b>	<b>3666</b>	<b>45660</b>
16. Sahibzada Ajit Singh Nagar										
	S.A.S. Nagar	1	832	25000	0	0	0	1	0	15000
	Kurali	0	0	0	0	0	0	0	0	0
	Kharar	0	0	0	1	2	1825	0	0	0
	Dera Bassi	0	0	0	1	12	3145	0	0	0
	Zirakpur	0	0	0	0	0	0	0	0	0
	Naya-Gaon	0	0	0	0	0	0	0	0	0
	Banur	0	0	0	0	0	0	0	0	0
	Lalru	0	0	0	0	0	0	0	0	0
	<b>Sub-Total</b>	<b>1</b>	<b>832</b>	<b>25000</b>	<b>2</b>	<b>14</b>	<b>4970</b>	<b>1</b>	<b>0</b>	<b>15000</b>

17. Bathinda										
Bathinda	1	750	34596	0	0	0	1	1021	51200	
Bhucho	0	0	0	1	127	5948	0	0	0	
Goniana	0	0	0	1	0	6008	0	0	0	
Kot Fattah	0	0	0	0	0	0	0	0	0	
Maur	0	0	0	0	0	0	0	0	0	
Rama	0	0	0	1	40	551	0	0	0	
Rampura Phool	0	0	0	1	40	500	0	0	0	
Sangat	0	0	0	1	0	872	0	0	0	
Talwandi Sabo	0	0	0	0	0	0	0	0	0	
Bhgta	0	0	0	0	0	0	0	0	0	
Kotshamir	0	0	0	0	0	0	0	0	0	
Lehra Mohabbat	0	0	0	0	0	0	0	0	0	
Nathana	0	0	0	0	0	0	0	0	0	
Chowke	0	0	0	0	0	0	0	0	0	
Rampura	0	0	0	0	0	0	0	0	0	
Balianwali	0	0	0	0	0	0	0	0	0	
Mandi Kalan	0	0	0	0	0	0	0	0	0	
Maluka	0	0	0	0	0	0	0	0	0	
Bhairupa	0	0	0	0	0	0	0	0	0	
Kotha Guru	0	0	0	0	0	0	0	0	0	
Mehraj	0	0	0	0	0	0	0	0	0	
<b>Sub-Total</b>	<b>1</b>	<b>750</b>	<b>34596</b>	<b>5</b>	<b>207</b>	<b>13879</b>	<b>1</b>	<b>1021</b>	<b>51200</b>	
18. Jalandhar										
Adampur	1	0	0	0	0	0	0	0	0	
Alawalpur	1	0	324	0	0	0	0	0	0	
Jalandhar	1	147	27604	0	0	0	0	0	0	
Kartarpur	1	0	0	0	0	0	0	0	0	
Nakodar	1	595	6910	0	0	0	0	0	0	
Noor Mahal	1	0	0	0	0	0	0	0	0	
Philaur	1	0	0	0	0	0	0	0	0	
Shahkot	0	0	0	0	0	0	0	0	0	
Goraya	0	0	0	0	0	0	0	0	0	
Bhogpur	0	0	0	0	0	0	0	0	0	
Lohian Khas	0	0	0	0	0	0	0	0	0	
<b>Sub-Total</b>	<b>7</b>	<b>742</b>	<b>34838</b>	<b>0</b>	<b>0</b>	<b>0</b>	<b>0</b>	<b>0</b>	<b>0</b>	
19. Sangrur										
Malerkotla	0	0	0	1	53	6055	0	0	0	
Sangrur	1	5377	64267	1	342	5255	0	0	0	
Sunam	0	0	0	1	185	4452	0	0	0	
Dhuri	0	0	0	1	0	2000	1	109	1610	
Longowal	0	0	0	1	0	348	1	138	1473	
Ahmedgarh	0	0	0	2	0	3550	0	0	0	
Lehragaga	0	0	0	1	0	3637	0	0	0	
Bhiwanigarh	0	0	0	0	0	0	0	0	0	
Khanauri	0	0	0	1	95	1560	0	0	0	
Cheema	0	0	0	0	0	0	0	0	0	
Dirba	0	0	0	0	0	0	0	0	0	
Moonak	0	0	0	0	0	0	0	0	0	
<b>Sub-Total</b>	<b>1</b>	<b>5377</b>	<b>64267</b>	<b>9</b>	<b>675</b>	<b>26857</b>	<b>2</b>	<b>247</b>	<b>3083</b>	
20. Barnala										
Barnala	0	0	0	1	52	7987	0	0	0	
Tapa	0	0	0	1	0	1340	0	0	0	
Bhadaur	0	0	0	0	0	0	0	0	0	
Dhanoula	0	0	0	1	0	100	0	0	0	
Handiaya	0	0	0	1	20	200	0	0	0	
<b>Sub-Total</b>	<b>0</b>	<b>0</b>	<b>0</b>	<b>4</b>	<b>72</b>	<b>9627</b>	<b>0</b>	<b>0</b>	<b>0</b>	
21. Fazilka										
Abohar	0	0	0	2	0	5175	0	0	0	
Jalalabad	0	0	0	1	0	129	0	0	0	
Fazilka	0	0	0	2	0	150	0	0	0	
<b>Sub-Total</b>	<b>0</b>	<b>0</b>	<b>0</b>	<b>5</b>	<b>0</b>	<b>5454</b>	<b>0</b>	<b>0</b>	<b>0</b>	
22. Pathankot										
Pathankot	0	0	0	3	1335	9872	0	0	0	
sujanpur	0	0	0	1	75	962	0	0	0	
<b>Sub-Total</b>	<b>0</b>	<b>0</b>	<b>0</b>	<b>4</b>	<b>1410</b>	<b>10834</b>	<b>0</b>	<b>0</b>	<b>0</b>	
<b>Grand Total</b>	<b>21</b>	<b>56188</b>	<b>796938</b>	<b>87</b>	<b>18879</b>	<b>695538</b>	<b>6</b>	<b>9484</b>	<b>163943</b>	



Educational and Cultural Statistics

Table No. 9 Cinema Houses 2013-14

SN/ Name of the District	Name of the Municipality/ Municipal Corpn.	Permanent Cinema Houses			Touring Talkies		
		No.	No. of Seats	Entertainment Tax collected (Rs. 000)	No.	No. of Seats	Entertainment Tax collected (Rs. 000)
1/2	3	4	5	6	7	8	9
<b>1. Kapurthala</b>							
	Kapurthala	1	366	0	0	0	0
	Phagwara	1	330	0	0	0	0
	Sultanpur Lodhi	0	0	0	0	0	0
	Dhilwan	0	0	0	0	0	0
	Begowal	0	0	0	0	0	0
	Bhulath	0	0	0	0	0	0
	Nadala	0	0	0	0	0	0
	<b>Sub-Total</b>	<b>2</b>	<b>696</b>	<b>0</b>	<b>0</b>	<b>0</b>	<b>0</b>
<b>2. Fatehgarh Sahib</b>							
	Amlloh	0	0	0	0	0	0
	Sirhind	0	0	0	0	0	0
	Gobindgarh	1	420	0	0	0	0
	Bassi Pathana	0	0	0	0	0	0
	Khamano	0	0	0	0	0	0
	<b>Sub-Total</b>	<b>1</b>	<b>420</b>	<b>0</b>	<b>0</b>	<b>0</b>	<b>0</b>
<b>3. Mansa</b>							
	Mansa	1	516	1000	0	0	0
	Budhlada	0	0	0	0	0	0
	Bareta	0	0	0	0	0	0
	Bhikki	0	0	0	0	0	0
	Sardulgarh	0	0	0	0	0	0
	<b>Sub-Total</b>	<b>1</b>	<b>516</b>	<b>1000</b>	<b>0</b>	<b>0</b>	<b>0</b>
<b>4. Firozpur</b>							
	Firozpur	2	1000	46000	0	0	0
	Talwandi Bhai	2	200	0	0	0	0
	Zira	0	0	0	0	0	0
	Guru Har Sahai	1	257	0	0	0	0
	Makhu	0	0	0	0	0	0
	Mudakki	0	0	0	0	0	0
	Malanwali khas	0	0	0	0	0	0
	<b>Sub-Total</b>	<b>5</b>	<b>1457</b>	<b>46000</b>	<b>0</b>	<b>0</b>	<b>0</b>
<b>5. Ludhiana</b>							
	Ludhiana	23	19469	0	0	0	0
	Samrala	0	0	0	0	0	0
	Khanna	1	659	0	0	0	0
	Doraha	0	0	0	0	0	0
	Jagraon	1	858	0	0	0	0
	Raikot	0	0	0	0	0	0
	Mulanpur	1	899	0	0	0	0
	Payal	0	0	0	0	0	0
	Machhiwara	0	0	0	0	0	0
	Maloud	0	0	0	0	0	0
	Sahnewal	0	0	0	0	0	0
	<b>Sub-Total</b>	<b>26</b>	<b>21885</b>	<b>0</b>	<b>0</b>	<b>0</b>	<b>0</b>
<b>6. Patiala</b>							
	Ghagga	0	0	0	0	0	0
	Bhadson	0	0	0	0	0	0
	Ghanaur	0	0	0	0	0	0
	Nabha	1	360	0	0	0	0
	Patiala	6	5337	0	0	0	0
	Patran	0	0	0	0	0	0
	Rajpura	1	426	0	0	0	0
	Samana	0	0	0	0	0	0
	Sanaur	0	0	0	0	0	0
	<b>Sub-Total</b>	<b>8</b>	<b>6123</b>	<b>0</b>	<b>0</b>	<b>0</b>	<b>0</b>
<b>7. Amritsar</b>							
	Amritsar	11	7260	21000	0	0	0
	Jandiala	0	0	0	0	0	0
	Ramdass	0	0	0	0	0	0
	Majitha	0	0	0	0	0	0
	Rayya	0	0	0	0	0	0
	Raja Sansi	0	0	0	0	0	0
	Ajnala	0	0	0	0	0	0
	<b>Sub-Total</b>	<b>11</b>	<b>7260</b>	<b>21000</b>	<b>0</b>	<b>0</b>	<b>0</b>

8. Tarn Taran							
	Tarn Taran	1	680	15000	0	0	0
	Patti	0	0	0	0	0	0
	Khemkaran	0	0	0	0	0	0
	<b>Sub-Total</b>	<b>1</b>	<b>680</b>	<b>15000</b>	<b>0</b>	<b>0</b>	<b>0</b>
9. Hoshiarpur							
	Sham Churasi	0	0	0	0	0	0
	Hoshiarpur	2	1532	36	0	0	0
	Hariyana	0	0	0	0	0	0
	Gardhiwal	0	0	0	0	0	0
	Garh Shankar	1	550	3	0	0	0
	Tanda	1	510	239	0	0	0
	Dasuya	0	0	0	0	0	0
	Mukerian	1	551	193	0	0	0
	Mahilpur	0	0	0	0	0	0
	Talwara	0	0	0	0	0	0
	<b>Sub-Total</b>	<b>5</b>	<b>3143</b>	<b>471</b>	<b>0</b>	<b>0</b>	<b>0</b>
10. Shaheed Bhagat Singh Nagar							
	S.B.S. Nagar	1	932	0	0	0	0
	Banga	1	140	0	0	0	0
	Balachaur	0	0	0	0	0	0
	Rahon	0	0	0	0	0	0
	<b>Sub-Total</b>	<b>2</b>	<b>1072</b>	<b>0</b>	<b>0</b>	<b>0</b>	<b>0</b>
11. Gurdaspur							
	Qadian	0	0	0	0	0	0
	Shri Hargobindpur	0	0	0	0	0	0
	Dina Nagar	1	250	80000	0	0	0
	Batala	0	0	0	0	0	0
	Dhariwal	0	0	0	0	0	0
	Dera Baba Nanak	0	0	0	0	0	0
	Gurdaspur	0	0	0	0	0	0
	Fatehgarh Churian	0	0	0	0	0	0
	<b>Sub-Total</b>	<b>1</b>	<b>250</b>	<b>80000</b>	<b>0</b>	<b>0</b>	<b>0</b>
12. Faridkot							
	Faridkot	1	623	0	0	0	0
	Kotkapura	2	1482	0	0	0	0
	Jaitu	1	581	0	0	0	0
	<b>Sub-Total</b>	<b>4</b>	<b>2686</b>	<b>0</b>	<b>0</b>	<b>0</b>	<b>0</b>
13. Muktsar							
	Muktsar	3	2250	0	0	0	0
	Malout	2	1434	0	0	0	0
	Gidderbaha	1	750	0	0	0	0
	Bariwala	0	0	0	0	0	0
	<b>Sub-Total</b>	<b>6</b>	<b>4434</b>	<b>0</b>	<b>0</b>	<b>0</b>	<b>0</b>
14. Moga							
	Dharamkot	0	0	0	0	0	0
	Badhni Kalan	0	0	0	0	0	0
	Bagha Purana	1	999	3000	0	0	0
	Moga	1	1000	3000	0	0	0
	Nihal Singh Wala	0	0	0	0	0	0
	Kot Ise Khan	0	0	0	0	0	0
	<b>Sub-Total</b>	<b>2</b>	<b>1999</b>	<b>6000</b>	<b>0</b>	<b>0</b>	<b>0</b>
15. Rupnagar							
	Rupnagar	2	900	0	0	0	0
	Morinda	1	500	0	0	0	0
	Shri Anadpur Sahib	0	0	0	0	0	0
	Nangal	0	0	0	0	0	0
	Shri Chamkaur Sahib	0	0	0	0	0	0
	Shri Kiratpur Sahib	0	0	0	0	0	0
	Nurpur Bedi	0	0	0	0	0	0
	<b>Sub-Total</b>	<b>3</b>	<b>1400</b>	<b>0</b>	<b>0</b>	<b>0</b>	<b>0</b>
16. Sahibzada Ajit Singh Nagar							
	S.A.S. Nagar	1	999	0	0	0	0
	Kurali	1	356	0	0	0	0
	Kharar	1	554	0	0	0	0
	Dera Bassi	1	500	0	0	0	0
	Zirakpur	1	486	0	0	0	0
	Naya-Gaon	0	0	0	0	0	0
	Banur	0	0	0	0	0	0
	Lalru	1	200	0	0	0	0
	<b>Sub-Total</b>	<b>6</b>	<b>3095</b>	<b>0</b>	<b>0</b>	<b>0</b>	<b>0</b>

<b>17. Bathinda</b>							
Bathinda	8	7582	689000	0	0	0	
Bhucho	0	0	0	0	0	0	
Goniana	0	0	0	0	0	0	
Kot Fattah	0	0	0	0	0	0	
Maur	0	0	0	0	0	0	
Rama	0	0	0	0	0	0	
Rampura Phool	0	0	0	0	0	0	
Sangat	0	0	0	0	0	0	
Talwandi Sabo	0	0	0	0	0	0	
Bhgta	0	0	0	0	0	0	
Kotshamir	0	0	0	0	0	0	
Lehra Mohabbat	0	0	0	0	0	0	
Nathana	0	0	0	0	0	0	
Chowke	0	0	0	0	0	0	
Rampura	0	0	0	0	0	0	
Balianwali	0	0	0	0	0	0	
Mandi Kalan	0	0	0	0	0	0	
Maluka	0	0	0	0	0	0	
Bhairupa	0	0	0	0	0	0	
Kotha Guru	0	0	0	0	0	0	
Mehraj	0	0	0	0	0	0	
<b>Sub-Total</b>	<b>8</b>	<b>7582</b>	<b>689000</b>	<b>0</b>	<b>0</b>	<b>0</b>	
<b>18. Jalandhar</b>							
Adampur	0	0	0	0	0	0	
Alawalpur	0	0	0	0	0	0	
Jalandhar	6	6725	0	0	0	0	
Kartarpur	1	727	0	0	0	0	
Nakodar	1	560	0	0	0	0	
Noor Mahal	0	0	0	0	0	0	
Philaur	0	0	0	0	0	0	
Shahkot	0	0	0	0	0	0	
Goraya	1	418	0	0	0	0	
Bhogpur	0	0	0	0	0	0	
Lohian Khas	0	0	0	0	0	0	
<b>Sub-Total</b>	<b>9</b>	<b>8430</b>	<b>0</b>	<b>0</b>	<b>0</b>	<b>0</b>	
<b>19. Sangrur</b>							
Malerkotla	2	704	0	0	0	0	
Sangrur	0	0	0	0	0	0	
Sunam	0	0	0	0	0	0	
Dhuri	0	0	0	0	0	0	
Longowal	0	0	0	0	0	0	
Ahmedgarh	1	390	0	0	0	0	
Lehragaga	0	0	0	0	0	0	
Bhiwanigarh	0	0	0	0	0	0	
Khanauri	0	0	0	0	0	0	
Cheema	0	0	0	0	0	0	
Dirba	0	0	0	0	0	0	
Moonak	0	0	0	0	0	0	
<b>Sub-Total</b>	<b>3</b>	<b>1094</b>	<b>0</b>	<b>0</b>	<b>0</b>	<b>0</b>	
<b>20. Barnala</b>							
Barnala	1	250	39	0	0	0	
Tapa	0	0	0	0	0	0	
Bhadaur	0	0	0	0	0	0	
Dhanoula	0	0	0	0	0	0	
Handiaya	0	0	0	0	0	0	
<b>Sub-Total</b>	<b>1</b>	<b>250</b>	<b>39</b>	<b>0</b>	<b>0</b>	<b>0</b>	
<b>21. Fazilka</b>							
Abohar	1	999	649000	0	0	0	
Jalalabad	1	280	0	0	0	0	
Fazilka	2	1422	41000	0	0	0	
<b>Sub-Total</b>	<b>4</b>	<b>2701</b>	<b>690000</b>	<b>0</b>	<b>0</b>	<b>0</b>	
<b>22. Pathankot</b>							
Pathankot	2	606	13629	0	0	0	
sujanpur	0	0	0	0	0	0	
<b>Sub-Total</b>	<b>2</b>	<b>606</b>	<b>13629</b>	<b>0</b>	<b>0</b>	<b>0</b>	
<b>Grand Total</b>	<b>111</b>	<b>77779</b>	<b>1562139</b>	<b>0</b>	<b>0</b>	<b>0</b>	

**Educational and Cultural Statistics**  
**Table No. 10 No. of Newspapers and Periodicals 2013-14**

SN/ Name of the District	Name of the Municipality/ Municipal Corpn.	Language	Daily	Weekly	Monthly	Others	Total
1/2	3	4	5	6	7	8	9
<b>1. Kapurthala</b>							
	Kapurthala	Punjabi	8	0	0	0	8
		Hindi	5	0	0	0	5
		English	2	0	0	0	2
	Phagwara	Punjabi	18	4	3	2	27
		Hindi	17	0	6	3	26
		English	11	0	0	0	11
		Urdu	4	0	0	0	4
	Sultanpur Lodhi	Punjabi	4	0	0	0	4
		Hindi	3	0	0	0	3
	Dhilwan	Punjabi	2	0	0	0	2
		Hindi	1	0	0	0	1
	Begowal	Punjabi	2	0	0	0	2
		Hindi	2	0	0	0	2
	Bhulath	Punjabi	2	0	0	0	2
		Hindi	2	0	0	0	2
	Nadala	Punjabi	0	0	0	0	0
		Hindi	0	0	0	0	0
		English	0	0	0	0	0
	<b>Sub-Total</b>		<b>83</b>	<b>4</b>	<b>9</b>	<b>5</b>	<b>101</b>
<b>2. Fatehgarh Sahib</b>							
	Amlah	Punjabi	0	1	0	0	1
	Sirhind	Punjabi	0	3	0	0	3
		Hindi	0	1	0	0	1
	Gobindgarh	Punjabi	0	2	0	0	2
	Bassi Pathana	Punjabi	0	3	0	0	3
	Khamano	Punjabi	0	0	0	0	0
		Hindi	0	0	0	0	0
	<b>Sub-Total</b>		<b>0</b>	<b>10</b>	<b>0</b>	<b>0</b>	<b>10</b>
<b>3. Mansa</b>							
	Mansa	Punjabi	6	0	2	0	8
		Hindi	8	3	0	0	11
		English	8	2	1	0	11
	Budhlada	Punjabi	3	0	0	0	3
	Bareta	Punjabi	2	0	0	0	2
	Bhikhi	Punjabi	3	0	0	0	3
	Sardulgarh	Punjabi	2	0	0	0	2
	Boha		0	0	0	0	0
	<b>Sub-Total</b>		<b>32</b>	<b>5</b>	<b>3</b>	<b>0</b>	<b>40</b>
<b>4. Firozpur</b>							
	Firozpur	Multilingual	8	3	2	0	13
	Talwandi Bhai	Multilingual	10	0	0	0	10
	Zira	Multilingual	7	0	0	0	7
	Guru Har Sahai	Multilingual	0	0	0	0	0
	Makhu	Multilingual	7	0	0	0	7
	Mudakki	Multilingual	0	0	0	0	0
	Malanwali khas	Multilingual	0	0	0	0	0
	<b>Sub-Total</b>		<b>32</b>	<b>3</b>	<b>2</b>	<b>0</b>	<b>37</b>

5. Ludhiana							
	Ludhiana	Punjabi	8	0	0	0	8
		Hindi	1	0	0	0	1
		English	2	0	0	0	2
	Samrala	Punjabi	12	0	0	0	12
		Hindi	5	0	0	0	5
		English	4	0	0	0	4
		Urdu	1	0	0	0	1
	Khanna	Punjabi	19	4	1	8	32
		Hindi	15	2	5	0	22
		English	16	0	6	0	22
		Urdu	4	0	1	0	5
	Jagraon	Punjabi	5	0	0	0	5
		Hindi	4	0	0	0	4
		English	2	0	0	0	2
		Urdu	1	0	0	0	1
	Raikot	Punjabi	3	0	0	0	3
		Hindi	2	0	0	0	2
		English	1	0	0	0	1
	Doraha	Punjabi	0	0	0	0	0
		Hindi	0	0	0	0	0
		English	0	0	0	0	0
	Mulanpur	Punjabi	0	0	0	0	0
		Hindi	0	0	0	0	0
		English	0	0	0	0	0
	Payal	Punjabi	0	0	0	0	0
		Hindi	0	0	0	0	0
		English	0	0	0	0	0
	Machhiwara	Punjabi	0	0	0	0	0
		Hindi	0	0	0	0	0
		English	0	0	0	0	0
	Maloud	Punjabi	0	0	0	0	0
		Hindi	0	0	0	0	0
		English	0	0	0	0	0
	Sahnewal	Punjabi	0	0	0	0	0
		Hindi	0	0	0	0	0
		English	0	0	0	0	0
	<b>Sub-Total</b>		<b>105</b>	<b>6</b>	<b>13</b>	<b>8</b>	<b>132</b>
6. Patiala							
	Nabha	Punjabi	0	3	0	2	5
		Hindi	0	0	4	0	4
	Patiala	Punjabi	10	13	18	1	42
		Hindi	2	4	2	0	8
		English	0	0	3	3	6
	Patran	Punjabi	1	0	1	0	2
	Rajpura	Punjabi	8	1	2	0	11
		Hindi	10	1	6	3	20
		English	5	2	3	4	14
		Urdu	1	0	0	0	1
	Samana	Punjabi	0	1	0	0	1
		Hindi	0	0	1	20	21
	Ghagga	Punjabi	0	0	0	0	0
	Bhadson	Punjabi	0	0	0	0	0
	Ghanaur	Punjabi	0	0	0	0	0
	Sanaur	Punjabi	0	0	0	0	0
	<b>Sub-Total</b>	Punjabi	<b>37</b>	<b>25</b>	<b>40</b>	<b>33</b>	<b>135</b>
7. Amritsar							
	Amritsar	Punjabi	8	0	0	3	11
		Hindi	8	2	10	2	22
		English	9	5	20	8	42
		Urdu	1	0	0	0	1
	Jandiala	Punjabi	2	0	0	0	2
		Hindi	2	0	0	0	2
		English	1	0	0	0	1
	Majitha	Punjabi	2	0	0	0	2
	Rayya	Punjabi	2	0	0	0	2
		Hindi	1	0	0	0	1
		English	1	0	0	0	1
	Raja Sansi	Punjabi	1	0	0	0	1
		Hindi	1	0	0	0	1
	Ramdass	Punjabi	0	0	0	0	0
		Hindi	0	0	0	0	0
		English	0	0	0	0	0
	Ajnala	Punjabi	0	0	0	0	0
		Hindi	0	0	0	0	0
		English	0	0	0	0	0
	<b>Sub-Total</b>		<b>39</b>	<b>7</b>	<b>30</b>	<b>13</b>	<b>89</b>

8. Tarn Taran							
	Tarn Taran	Punjabi	34	0	0	0	34
		Hindi	18	0	0	0	18
		English	22	0	0	0	22
		Urdu	1	0	0	0	1
	Patti	Punjabi	0	0	0	0	0
		Hindi	0	0	0	0	0
		English	0	0	0	0	0
	Khemkaran	Punjabi	0	0	0	0	0
		Hindi	0	0	0	0	0
		English	0	0	0	0	0
	Bhikhiwind	Punjabi	0	0	0	0	0
		Hindi	0	0	0	0	0
		English	0	0	0	0	0
	<b>Sub-Total</b>		<b>75</b>	<b>0</b>	<b>0</b>	<b>0</b>	<b>75</b>
9. Hoshiarpur							
	Sham Churasi	Punjabi	4	8	6	12	30
		Hindi	4	8	6	12	30
		English	4	8	6	12	30
		Urdu	4	8	6	12	30
	Hoshiarpur	Punjabi	26	18	26	27	97
		Hindi	26	18	26	27	97
		English	26	18	26	27	97
	Haryana	Punjabi	3	0	0	0	3
		Hindi	3	0	0	0	3
		English	3	0	0	0	3
	Gardhiwala	Punjabi	3	0	0	0	3
		Hindi	3	0	0	0	3
		English	3	0	0	0	3
	Garh Shankar	Punjabi	4	0	0	0	4
		Hindi	4	0	0	0	4
		English	4	0	0	0	4
	Tanda	Punjabi	3	0	0	0	3
		Hindi	3	0	0	0	3
		English	3	0	0	0	3
	Dasuya	Punjabi	3	0	0	0	3
		Hindi	3	0	0	0	3
		English	3	0	0	0	3
	Mukerian	Punjabi	3	0	0	0	3
		Hindi	3	0	0	0	3
		English	3	0	0	0	3
	Mahilpur	Punjabi	3	0	0	0	3
		Hindi	3	0	0	0	3
		English	3	0	0	0	3
	Talwara	Punjabi	3	0	0	0	3
		Hindi	3	0	0	0	3
		English	3	0	0	0	3
	<b>Sub-Total</b>		<b>42</b>	<b>50</b>	<b>50</b>	<b>75</b>	<b>217</b>
10. Shaheed Bhagat Singh Nagar							
	S.B.S. Nagar	Punjabi	4	0	0	0	4
		Hindi	4	0	0	0	4
		English	5	0	0	0	5
	Banga	Punjabi	1	0	0	0	1
		Hindi	1	0	0	0	1
		English	1	0	0	0	1
	Balachaur	Punjabi	2	0	0	0	2
		English	1	0	0	0	1
	Rahon	Punjabi	2	0	0	0	2
		Hindi	2	0	0	0	2
	<b>Sub-Total</b>		<b>23</b>	<b>0</b>	<b>0</b>	<b>0</b>	<b>23</b>
11. Gurdaspur							
	Qadian	Punjabi	3	1	1	0	5
	Shri Hargobindpur	Punjabi	3	1	1	0	5
	Dina Nagar	Punjabi	3	1	2	0	6
	Batala	Punjabi	5	5	2	0	12
	Dhariwal	Punjabi	3	0	1	0	4
	Dera Baba Nanak	Punjabi	3	1	1	0	5
	Gurdaspur	Punjabi	5	2	5	0	12
	Fatehgarh Churian	Punjabi	4	1	2	0	7
	<b>Sub-Total</b>		<b>29</b>	<b>12</b>	<b>15</b>	<b>0</b>	<b>56</b>
12. Faridkot							
	Faridkot	Punjabi	0	1	0	1	2
	Kotkapura	Punjabi	0	3	1	1	5
		Hindi	0	1	0	0	1
	Jaito	Punjabi	0	0	0	0	0
		Hindi	0	0	0	0	0
	<b>Sub-Total</b>		<b>0</b>	<b>5</b>	<b>1</b>	<b>2</b>	<b>8</b>

<b>13. Muktsar</b>							
	Gidderbaha	Punjabi	2	0	0	0	<b>2</b>
		Hindi	4	0	0	0	<b>4</b>
		English	2	0	0	0	<b>2</b>
		Urdu	0	0	0	0	<b>0</b>
	Bari Wala	Punjabi	2	0	0	0	<b>2</b>
		Hindi	0	0	0	0	<b>0</b>
		English	0	0	0	0	<b>0</b>
		Urdu	0	0	0	0	<b>0</b>
	Malout	Punjabi	6	0	0	0	<b>6</b>
		Hindi	6	0	0	0	<b>6</b>
		English	2	0	0	0	<b>2</b>
		Urdu	0	0	0	0	<b>0</b>
	Muktsar	Punjabi	2	0	0	0	<b>2</b>
		Hindi	2	0	0	0	<b>2</b>
		English	2	0	0	0	<b>2</b>
		Urdu	0	0	0	0	<b>0</b>
	<b>Sub-Total</b>		<b>30</b>	<b>0</b>	<b>0</b>	<b>0</b>	<b>30</b>
<b>14. Moga</b>							
	Dharamkot	Punjabi	2	0	3	0	5
		English	1	0	0	0	1
	Moga	Punjabi	20	0	4	0	24
		Hindi	21	0	8	3	32
		English	12	1	3	2	18
		Urdu	1	0	0	0	1
	Badhni Kalan	Punjabi	0	0	0	0	0
		Hindi	0	0	0	0	0
		English	0	0	0	0	0
	Bagha Purana	Punjabi	0	0	0	0	0
		Hindi	0	0	0	0	0
		English	0	0	0	0	0
	Nihal Singh Wala	Punjabi	0	0	0	0	0
		Hindi	0	0	0	0	0
		English	0	0	0	0	0
	Kot Ise Khan	Punjabi	0	0	0	0	0
		Hindi	0	0	0	0	0
		English	0	0	0	0	0
	<b>Sub-Total</b>		<b>57</b>	<b>1</b>	<b>18</b>	<b>5</b>	<b>81</b>
<b>15. Rupnagar</b>							
	Rupnagar	Punjabi	7	0	0	0	7
		Hindi	6	0	0	0	6
		English	4	0	0	0	4
		Urdu	2	0	0	0	2
		Multilingual	0	0	0	0	0
	Morinda	Punjabi	4	0	0	0	4
		Hindi	2	0	0	0	2
		English	1	0	0	0	1
		Urdu	0	0	0	0	0
		Multilingual	0	0	0	0	0
	Shri Anandpur Sahib	Punjabi	7	0	0	0	7
		Hindi	6	0	0	0	6
		English	4	0	0	0	4
		Urdu	2	0	0	0	2
		Multilingual	0	0	0	0	0
	Nangal	Punjabi	12	4	2	6	24
		Hindi	10	0	0	0	0
		English	6	0	0	0	0
		Urdu	1	0	0	0	0
		Multilingual	0	0	0	0	0
	Chamkaur Sahib	Punjabi	2	0	0	0	2
		Hindi	1	0	0	0	1
		English	0	0	0	0	0
		Urdu	0	0	0	0	0
		Multilingual	0	0	0	0	0
	Shri Kiratpur Sahib	Punjabi	0	0	0	0	0
		Hindi	0	0	0	0	0
		English	0	0	0	0	0
	Nurpur Bedi	Punjabi	0	0	0	0	0
		Hindi	0	0	0	0	0
		English	0	0	0	0	0
	<b>Sub-Total</b>		<b>77</b>	<b>4</b>	<b>2</b>	<b>6</b>	<b>72</b>

16. Sahibzada Ajit Singh Nagar							
	S.A.S. Nagar	Punjabi	1	0	0	0	1
		Hindi	1	0	0	0	1
		English	1	0	0	0	1
		Urdu	1	0	0	0	1
	Kurali	Punjabi	1	0	0	0	1
		Hindi	1	0	0	0	1
		English	1	0	0	0	1
	Kharar	Punjabi	7	3	2	0	12
	Banur	Punjabi	1	0	0	0	1
	Dera Bassi	Punjabi	0	0	0	0	0
		Hindi	0	0	0	0	0
		English	0	0	0	0	0
	Zirakpur	Punjabi	0	0	0	0	0
		Hindi	0	0	0	0	0
		English	0	0	0	0	0
	Naya-Gaon	Punjabi	0	0	0	0	0
		Hindi	0	0	0	0	0
		English	0	0	0	0	0
	Lalru	Punjabi	0	0	0	0	0
		Hindi	0	0	0	0	0
		English	0	0	0	0	0
	<b>Sub-Total</b>		<b>15</b>	<b>3</b>	<b>2</b>	<b>0</b>	<b>20</b>
17. Bathinda							
	Bathinda						
		Punjabi	3	1	0	0	4
		Hindi	3	0	0	0	3
	Bhucho		0	0	0	0	0
	Goniana		0	0	0	0	0
	Kot Fattah		0	0	0	0	0
	Maur		0	0	0	0	0
	Rama		0	0	0	0	0
		Punjabi	2	0	0	0	2
		Hindi	1	0	0	0	1
		English	1	0	0	0	1
	Rampura Phool		0	0	0	0	0
	Sangat		0	0	0	0	0
	Talwandi Sabo		0	0	0	0	0
	Bhgta		0	0	0	0	0
		Punjabi	5	0	0	0	5
		Hindi	2	0	0	0	2
		English	2	0	0	0	2
	Kotshamir		0	0	0	0	0
	Lehra Mohabbat		0	0	0	0	0
	Nathana		0	0	0	0	0
	Chowke		0	0	0	0	0
	Rampura		0	0	0	0	0
	Balianwali		0	0	0	0	0
	Mandi Kalan		0	0	0	0	0
	Maluka		0	0	0	0	0
	Bhairupa		0	0	0	0	0
	Kotha Guru		0	0	0	0	0
	Mehraj		0	0	0	0	0
	<b>Sub-Total</b>		<b>19</b>	<b>1</b>	<b>0</b>	<b>0</b>	<b>20</b>
18. Jalandhar							
	Adampur	Punjabi	1	0	0	0	1
		Hindi	1	0	0	0	1
		English	2	0	0	0	2
		Urdu	1	0	0	0	1
	Alawalpur	Punjabi	0	1	0	0	1
	Jalandhar	Punjabi	4	4	14	1	23
		Hindi	7	2	4	2	15
		English	4	2	10	2	18
		Urdu	2	2	2	2	8
	Kartarpur	Punjabi	3	0	0	0	3
		Hindi	2	0	0	0	2
		English	2	0	0	0	2
		Urdu	1	0	0	0	1
	Noor Mahal	Punjabi	3	0	0	0	3
		Hindi	2	0	0	0	2
		English	2	0	0	0	2
		Urdu	2	0	0	0	2
	Shahkot	Punjabi	2	0	1	0	3
		Hindi	2	0	0	0	2
		English	2	0	0	0	2
	Goraya	Punjabi	2	0	0	0	2
		Hindi	1	0	0	0	1
		English	1	0	0	0	1
	Bhogpur	Punjabi	0	1	0	0	1
	Lohian Khas	Punjabi	2	0	0	0	2
		Hindi	1	0	0	0	1
		Urdu	1	0	0	0	1
	Nakodar	Punjabi	0	0	0	0	0
		Hindi	0	0	0	0	0
		English	0	0	0	0	0
	Philaur	Punjabi	0	0	0	0	0
		Hindi	0	0	0	0	0
		English	0	0	0	0	0
	<b>Sub-Total</b>		<b>53</b>	<b>12</b>	<b>31</b>	<b>7</b>	<b>103</b>



19. Sangrur							
	Malerkotla	Punjabi	0	0	0	2	2
		Hindi	1	1	1	0	3
		English	1	1	1	0	3
		Urdu	1	1	0	1	3
	Sangrur	Punjabi	1	1	0	0	2
		Hindi	0	1	0	0	1
		English	0	1	1	0	2
	Sunam	Punjabi	3	1	0	4	8
		Hindi	1	0	0	1	2
	Dhuri	Punjabi	1	2	0	2	5
		Hindi	1	2	0	0	3
	Longowal	Punjabi	1	0	2	0	3
	Ahmedgarh	Punjabi	12	0	0	0	12
		Hindi	3	0	0	0	3
		English	5	0	0	0	5
		Urdu	1	0	0	0	1
	Lehragaga	Punjabi	1	2	4	1	8
	Bhiwanigarh	Punjabi	1	1	0	2	4
		Hindi	1	1	0	2	4
	Moonak	Punjabi	2	0	0	0	2
		Hindi	1	0	0	0	1
	Khanauri	Punjabi	0	0	0	0	0
		Hindi	0	0	0	0	0
	Dirba	English	0	0	0	0	0
		Punjabi	0	0	0	0	0
		Hindi	0	0	0	0	0
		English	0	0	0	0	0
	Cheema	Punjabi	0	0	0	0	0
		Hindi	0	0	0	0	0
		English	0	0	0	0	0
	<b>Sub-Total</b>		<b>38</b>	<b>15</b>	<b>9</b>	<b>15</b>	<b>77</b>
20. Barnala							
	Barnala	Punjabi	0	2	0	0	2
	Tapa	Punjabi	0	0	0	0	0
	Bhadaur	Punjabi	0	0	0	0	0
	Dhanola	Punjabi	0	0	0	0	0
	Handaiya	Punjabi	0	0	0	0	0
	<b>Sub-Total</b>		<b>0</b>	<b>2</b>	<b>0</b>	<b>0</b>	<b>2</b>
21. Fazilka							
	Abohar	Punjabi	2	0	0	0	2
		Hindi	2	0	0	0	2
		English	2	0	0	0	2
	Jalalabad	Punjabi	5	0	0	0	5
		Hindi	7	0	0	0	7
		English	4	0	0	0	4
	Fazilka	Punjabi	4	1	1	0	6
		Hindi	6	1	2	0	9
		English	4	1	2	0	7
		Urdu	0	0	0	1	1
		Multilingual	0	0	0	1	1
	<b>Sub-Total</b>		<b>36</b>	<b>3</b>	<b>5</b>	<b>2</b>	<b>46</b>
22. Pathankot							
	Pathankot	Punjabi	16	3	6	0	25
		Hindi	5	3	6	0	14
		English	6	3	1	0	10
		Urdu	1	1	0	0	2
	sujanpur	Punjabi	4	1	1	1	7
		Hindi	5	1	1	1	8
		English	6	1	1	1	9
		Urdu	1	1	1	1	4
	<b>Sub-Total</b>		<b>44</b>	<b>14</b>	<b>17</b>	<b>4</b>	<b>79</b>
	<b>Grand Total</b>		<b>866</b>	<b>182</b>	<b>247</b>	<b>175</b>	<b>1453</b>

**Public Utilities**  
**Table No. 11 Public Water Supply 2013-14**

(000 Litres)							
SN/ Name of the District	Name of the Municipality/ Municipal Corpn.	Daily average filtered water consumed			Daily average unfiltered water consumed		
		Domestic	Industrial	Others	Domestic	Industrial	Others
1/2	3	4	5	6	7	8	9
<b>1. Kapurthala</b>							
	Kapurthala	29754	0	0	0	0	0
	Phagwara	30084	74030	7022	0	0	0
	Sultanpur Lodhi	97000	3000	3110	0	0	0
	Dhilwan	17000	0	0	0	0	0
	Begowal	7488	0	0	0	0	0
	Bhulath	2903	0	0	0	0	0
	Nadala	0	0	0	0	0	0
	<b>Sub-Total</b>	<b>184229</b>	<b>77030</b>	<b>10132</b>	<b>0</b>	<b>0</b>	<b>0</b>
<b>2. Fatehgarh Sahib</b>							
	Amloh	395	0	0	0	0	0
	Sirhind	1695	365	1946	1695	365	1946
	Gobindgarh	25500	2995	2000	0	0	500
	Bassi Pathana	810	1800	0	0	0	0
	Khamano	475	0	0	0	0	0
	<b>Sub-Total</b>	<b>28875</b>	<b>5160</b>	<b>3946</b>	<b>1695</b>	<b>365</b>	<b>2446</b>
<b>3. Mansa</b>							
	Mansa	1135	18	12	0	4	0
	Budhlada	1890	9	9	2010	4	8
	Bareta	854	35	21	0	0	0
	Bhikhi	150	0	0	0	0	0
	Sardulgarh	1698	2385	1125	2067	0	2075
	Boha	0	0	0	0	0	0
	<b>Sub-Total</b>	<b>5727</b>	<b>2447</b>	<b>1167</b>	<b>4077</b>	<b>8</b>	<b>2083</b>
<b>4. Firozpur</b>							
	Firozpur	746	40000	0	0	0	0
	Talwandi Bhai	200	12000	0	0	0	0
	Zira	600	0	0	0	0	0
	Guru Har Sahai	860	0	0	0	0	0
	Makhu	200	0	60000	0	0	0
	Mudakki	100	0	0	0	0	0
	Malanwali khas	100	0	0	0	0	0
	<b>Sub-Total</b>	<b>2806</b>	<b>52000</b>	<b>60000</b>	<b>0</b>	<b>0</b>	<b>0</b>
<b>5. Ludhiana</b>							
	Ludhiana	378416	75229	36157	0	0	0
	Samrala	3992	1946	0	0	0	0
	Khanna	195262	60787	0	0	0	0
	Doraha	4607	1210	0	0	0	0
	Jagraon	9138	786	308	814	0	0
	Raikot	7214	164	0	0	0	0
	Mulanpur	1960	0	0	0	0	0
	Payal	66473	0	0	13778	0	0
	Machhiwara	4915	0	0	6412	0	0
	Maloud	4367	0	0	0	0	0
	Sahnewal	0	0	0	0	0	0
	<b>Sub-Total</b>	<b>676344</b>	<b>140122</b>	<b>36465</b>	<b>21004</b>	<b>0</b>	<b>0</b>
<b>6. Patiala</b>							
	Ghagga	265	0	0	0	0	0
	Bhadson	0	0	0	0	0	0
	Ghanaur	0	0	0	0	0	0
	Nabha	4300	0	0	0	0	0
	Patiala	75498	0	0	0	0	0
	Patran	1441	0	0	0	0	0
	Rajpura	31048	650	0	0	0	0
	Samana	1035	0	0	0	0	0
	Sanaur	45	2	0	0	0	0
	<b>Sub-Total</b>	<b>113632</b>	<b>652</b>	<b>0</b>	<b>0</b>	<b>0</b>	<b>0</b>

7. Amritsar							
	Amritsar	90000	8000	0	0	0	0
	Jandiala	500	0	0	0	0	0
	Ramdas	0	0	0	0	0	0
	Majitha	504	0	0	0	0	0
	Rayya	220	0	20000	0	0	0
	Raja Sansi	18184	13630	0	31820	36300	0
	Ajnala	0	0	0	0	0	0
	<b>Sub-Total</b>	<b>109408</b>	<b>21630</b>	<b>20000</b>	<b>31820</b>	<b>36300</b>	<b>0</b>
8. Tarn Taran							
	Tarn Taran	1045	0	0	35000	0	0
	Patti	1908	0	0	0	0	0
	Khemkaran	0	0	0	0	0	0
	Bhikhiwind	0	0	0	0	0	0
	<b>Sub-Total</b>	<b>2953</b>	<b>0</b>	<b>0</b>	<b>35000</b>	<b>0</b>	<b>0</b>
9. Hoshiarpur							
	Sham Churasi	2600	0	0	2600	0	0
	Hoshiarpur	55000	17900	3200	0	0	0
	Hariyana	200	100	0	100	200	0
	Gardhiwal	1179	0	518	0	0	0
	Garh Shankar	7498	215	0	0	0	0
	Tanda	9550	0	0	30000	0	0
	Dasuya	8200	0	0	0	0	0
	Mukerian	9806	5519	0	0	0	0
	Mahilpur	510	0	7000	0	0	0
	Talwara	1466	0	53	0	0	0
	<b>Sub-Total</b>	<b>96009</b>	<b>23734</b>	<b>10771</b>	<b>32700</b>	<b>200</b>	<b>0</b>
10. Shaheed Bhagat Singh Nagar							
	Nawan Shehar	1500	0	5200	0	0	0
	Banga	1230	0	0	0	0	0
	Balachaur	2000	0	0	0	0	0
	Rahon	6600	0	0	0	0	0
	<b>Sub-Total</b>	<b>11330</b>	<b>0</b>	<b>5200</b>	<b>0</b>	<b>0</b>	<b>0</b>
11. Gurdaspur							
	Qadian	500	0	0	3800	0	0
	Shri Hargobindpur	436	0	0	0	0	0
	Dina Nagar	300	0	0	9800	2500	0
	Batala	40120	0	0	40150	2900	0
	Dhariwal	25	0	0	11500	10490	0
	Dera Baba Nanak	90	0	1	3900	900	0
	Gurdaspur	26900	0	0	17500	6500	0
	Fatehgarh Churian	345	0	0	3400	800	0
	<b>Sub-Total</b>	<b>68716</b>	<b>0</b>	<b>1</b>	<b>90050</b>	<b>24090</b>	<b>0</b>
12. Faridkot							
	Faridkot	19500	9500	0	0	0	0
	Kotkapura	20000	10000	0	0	0	0
	Jaitu	15954	3700	0	0	0	0
	<b>Sub-Total</b>	<b>55454</b>	<b>23200</b>	<b>0</b>	<b>0</b>	<b>0</b>	<b>0</b>
13. Shri Muktsar Sahib							
	Muktsar	45	0	0	25841	0	0
	Malout	30	0	2230	14381	0	15429
	Gidderbaha	28	0	0	16450	0	0
	Bariwala	18	0	0	15000	0	0
	<b>Sub-Total</b>	<b>121</b>	<b>0</b>	<b>2230</b>	<b>71672</b>	<b>0</b>	<b>15429</b>
14. Moga							
	Dharamkot	0	0	0	5483	0	0
	Badhni Kalan	16500	0	0	0	0	0
	Bagha Purana	10944	0	0	115	0	0
	Moga	29260	12540	0	4012	0	0
	Nihal Singh Wala	0	0	0	0	0	0
	Kot Ise Khan	0	0	0	0	0	0
	<b>Sub-Total</b>	<b>56704</b>	<b>12540</b>	<b>0</b>	<b>9610</b>	<b>0</b>	<b>0</b>

15. Rupnagar							
	Rupnagar	4400	0	72	0	0	0
	Morinda	4320	0	0	0	0	0
	Shri Anandpur Sahib	1700	0	0	0	0	0
	Nangal	15000	0	0	0	0	0
	Shri Chamkaur Sahib	0	0	0	0	0	0
	Shri Kiratpur Sahib	0	0	0	0	0	0
	Nurpur Bedi	0	0	0	0	0	0
	<b>Sub-Total</b>	<b>25420</b>	<b>0</b>	<b>72</b>	<b>0</b>	<b>0</b>	<b>0</b>
16. Sahibzada Ajit Singh Nagar							
	S.A.S. Nagar	60654	3647	248	0	0	0
	Kurali	5942	0	281	0	0	0
	Kharar	14350	0	220	0	0	0
	Dera Bassi	17611	1423	8257	0	0	0
	Zirakpur	12379	0	1286	0	0	0
	Naya-Gaon	0	0	0	0	0	0
	Banur	2889	0	18	0	0	0
	Lalru	220	0	0	0	0	0
	<b>Sub-Total</b>	<b>114045</b>	<b>5070</b>	<b>10310</b>	<b>0</b>	<b>0</b>	<b>0</b>
17. Bathinda							
	Bathinda	8000	500	0	3000	100	0
	Bhucho	54	0	0	0	0	0
	Goniana	1800	0	0	0	0	0
	Kot Fattah	0	0	0	0	0	0
	Maur	0	0	0	0	0	0
	Rama	2100	0	500	0	0	0
	Rampura Phool	0	0	0	0	0	0
	Sangat	30	0	0	0	0	0
	Talwandi Sabo	0	0	0	0	0	0
	Bhgta	0	0	0	0	0	0
	Kotshamir	0	0	0	0	0	0
	Lehra Mohabbat	0	0	0	0	0	0
	Nathana	0	0	0	0	0	0
	Chowke	0	0	0	0	0	0
	Rampura	0	0	0	0	0	0
	Balianwali	0	0	0	0	0	0
	Mandi Kalan	0	0	0	0	0	0
	Maluka	0	0	0	0	0	0
	Bhairupa	0	0	0	0	0	0
	Kotha Guru	0	0	0	0	0	0
	Mehraj	0	0	0	0	0	0
	<b>Sub-Total</b>	<b>11984</b>	<b>500</b>	<b>500</b>	<b>3000</b>	<b>100</b>	<b>0</b>
18. Jalandhar							
	Adampur	16800	0	15350	0	0	0
	Alawalpur	1806	800	0	0	0	0
	Jalandhar	363372	0	0	0	0	0
	Kartarpur	720465	0	0	0	0	0
	Nakodar	8611	2432	0	0	0	0
	Noor Mahal	4368	0	310	0	0	0
	Philaur	4600	900	0	0	0	0
	Shahkot	78000	0	0	0	0	0
	Goraya	6360	800	0	0	0	0
	Bhogpur	70000	9000	3500	49000	0	8500
	Lohian Khas	0	0	0	0	0	0
	<b>Sub-Total</b>	<b>1274382</b>	<b>13932</b>	<b>19160</b>	<b>49000</b>	<b>0</b>	<b>8500</b>

<b>19. Sangrur</b>							
	Malerkotla	18232	1285	236	0	1263	0
	Sangrur	4136	104	159	0	0	0
	Sunam	9104	7	262	0	0	0
	Dhuri	5869	89	112	0	0	0
	Longowal	665	0	35	0	0	0
	Ahmedgarh	3445	114	201	0	1547	0
	Lehragaga	2219	0	0	0	0	0
	Bhiwanigarh	2852	0	121	0	0	0
	Khanauri	1684	0	39	0	0	0
	Cheema	1436	0	24	0	0	0
	Dirba	1948	0	42	0	0	0
	Moonak	169	30	21	0	0	0
	<b>Sub-Total</b>	<b>51759</b>	<b>1629</b>	<b>1252</b>	<b>0</b>	<b>2810</b>	<b>0</b>
<b>20. Barnala</b>							
	Barnala	28	0	123	0	0	0
	Tapa	18	0	270	0	0	0
	Bhadaur	21	0	94	0	0	0
	Dhanoula	30	0	377	0	0	0
	Handiaya	20	0	0	0	0	0
	<b>Sub-Total</b>	<b>117</b>	<b>0</b>	<b>864</b>	<b>0</b>	<b>0</b>	<b>0</b>
<b>21. Fazilka</b>							
	Abohar	9225	0	0	0	0	0
	Jalalabad	11685	0	3895	0	0	0
	Fazilka	4000	0	0	4000	0	0
	<b>Sub-Total</b>	<b>24910</b>	<b>0</b>	<b>3895</b>	<b>4000</b>	<b>0</b>	<b>0</b>
<b>22. Pathankot</b>							
	Pathankot	552	0	0	0	0	0
	sujanpur	22	0	0	107	32	0
	<b>Sub-Total</b>	<b>574</b>	<b>0</b>	<b>0</b>	<b>107</b>	<b>32</b>	<b>0</b>
	<b>Grand Total</b>	<b>2915499</b>	<b>379646</b>	<b>185965</b>	<b>353735</b>	<b>63905</b>	<b>28458</b>

## Public Utilities

Table No. 12 Fire Service, Fire Fighting Equipments and Calls Attended 2013-14

SN/ Name of the District	Name of the Municipality/ Municipal Corpn.	No. of Fire Service Stations	No. of Fire Service Engines and Motors in use	No. of Persons employed	No. of Fire Calls attended
1/2	3	4	5	6	7
<b>1. Kapurthala</b>					
	Kapurthala	1	3	11	155
	Phagwara	1	2	7	126
	Sultanpur Lodhi	0	0	0	0
	Dhilwan	0	0	0	0
	Begowal	0	0	0	0
	Bhulath	0	0	0	0
	Nadala	0	0	0	0
	<b>Sub-Total</b>	<b>2</b>	<b>5</b>	<b>18</b>	<b>281</b>
<b>2. Fatehgarh Sahib</b>					
	Amloh	0	0	0	0
	Sirhind	1	2	1	150
	Gobindgarh	1	3	15	147
	Bassi Pathana	0	0	0	0
	Khamano	0	0	0	0
	<b>Sub-Total</b>	<b>2</b>	<b>5</b>	<b>16</b>	<b>297</b>
<b>3. Mansa</b>					
	Mansa	1	2	10	104
	Budhlada	0	0	0	0
	Bareta	0	0	0	0
	Bhikhi	0	0	0	0
	Sardulgarh	1	1	9	39
	Boha	0	0	0	0
	<b>Sub-Total</b>	<b>2</b>	<b>3</b>	<b>19</b>	<b>143</b>
<b>4. Firozpur</b>					
	Firozpur	1	2	11	86
	Talwandi Bhai	0	0	0	0
	Zira	0	0	0	0
	Guru Har Sahai	0	0	0	0
	Makhu	0	0	0	0
	Mudakki	0	0	0	0
	Malanwali khas	0	0	0	0
	<b>Sub-Total</b>	<b>1</b>	<b>2</b>	<b>11</b>	<b>86</b>
<b>5. Ludhiana</b>					
	Ludhiana	5	14	61	961
	Samrala	1	2	33	115
	Khanna	1	3	17	123
	Doraha	0	0	0	0
	Jagraon	0	0	0	0
	Raikot	0	0	0	0
	Mulanpur	0	0	0	0
	Payal	0	0	0	0
	Machhiwara	0	0	0	0
	Maloud	0	0	0	0
	Sahnewal	0	0	0	0
	<b>Sub-Total</b>	<b>7</b>	<b>19</b>	<b>111</b>	<b>1199</b>
<b>6. Patiala</b>					
	Ghagga	0	0	0	0
	Bhadson	0	0	0	0
	Ghanaur	0	0	0	0
	Nabha	0	0	0	0
	Patiala	2	6	60	192
	Patran	0	0	0	0
	Rajpura	1	3	50	131
	Samana	1	0	0	0
	Sanaur	0	0	0	0
	<b>Sub-Total</b>	<b>4</b>	<b>9</b>	<b>110</b>	<b>323</b>
<b>7. Amritsar</b>					
	Amritsar	4	11	51	312
	Jandiala	0	0	0	0
	Ramdas	0	0	0	0
	Majitha	0	0	0	0
	Rayya	0	0	0	0
	Raja Sansi	0	0	0	0
	Ajnala	0	0	0	0
	<b>Sub-Total</b>	<b>4</b>	<b>11</b>	<b>51</b>	<b>312</b>

8. Tarn Taran					
	Tarn Taran	0	0	0	0
	Patti	0	0	0	0
	Khemkaran	0	0	0	0
	Bhikhiwind	0	0	0	0
	<b>Sub-Total</b>	<b>0</b>	<b>0</b>	<b>0</b>	<b>0</b>
9. Hoshiarpur					
	Sham Churasi	1	8	14	304
	Hoshiarpur	1	8	14	304
	Hariyana	0	0	0	0
	Gardhiwal	0	0	0	0
	Garh Shankar	0	0	0	0
	Tanda	0	0	0	0
	Dasuya	0	0	0	0
	Mukerian	0	0	0	0
	Mahilpur	0	0	0	0
	Talwara	0	0	0	0
	<b>Sub-Total</b>	<b>2</b>	<b>16</b>	<b>28</b>	<b>608</b>
10. Shaheed Bhagat Singh Nagar					
	Nawan Shehar	1	2	8	995
	Banga	0	0	0	0
	Balachaur	0	0	0	0
	Rahon	0	0	0	0
	<b>Sub-Total</b>	<b>1</b>	<b>2</b>	<b>8</b>	<b>995</b>
11. Gurdaspur					
	Qadian	0	0	0	0
	Shri Hargobindpur	0	0	0	0
	Dina Nagar	0	0	0	0
	Batala	1	4	19	163
	Dhariwal	0	0	0	0
	Dera Baba Nanak	0	0	0	0
	Gurdaspur	1	3	13	20
	Fatehgarh Churian	0	0	0	0
	<b>Sub-Total</b>	<b>2</b>	<b>7</b>	<b>32</b>	<b>183</b>
12. Faridkot					
	Faridkot	1	1	4	50
	Kotkapura	1	3	8	142
	Jaitu	0	0	0	0
	<b>Sub-Total</b>	<b>2</b>	<b>4</b>	<b>12</b>	<b>192</b>
13. Muktsar					
	Muktsar	1	2	14	104
	Malout	1	2	19	48
	Gidderbaha	1	4	12	36
	Bariwala	0	0	0	0
	<b>Sub-Total</b>	<b>3</b>	<b>8</b>	<b>45</b>	<b>188</b>
14. Moga					
	Dharamkot	0	0	0	0
	Badhni Kalan	0	0	0	0
	Bagha Purana	0	0	0	0
	Moga	1	6	11	183
	Nihal Singh Wala	0	0	0	0
	Kot Ise Khan	0	0	0	0
	<b>Sub-Total</b>	<b>1</b>	<b>6</b>	<b>11</b>	<b>183</b>
15. Rupnagar					
	Rupnagar	1	2	12	115
	Morinda	0	0	0	0
	Shri Anandpur Sahib	0	0	0	0
	Nangal	1	2	16	44
	Shri Chamkaur Sahib	0	0	0	0
	Shri Kiratpur Sahib	0	0	0	0
	Nurpur Bedi	0	0	0	0
	<b>Sub-Total</b>	<b>2</b>	<b>4</b>	<b>28</b>	<b>159</b>
16. Sahibzada Ajit Singh Nagar					
	S.A.S. Nagar	1	12	22	285
	Kurali	0	0	0	0
	Kharar	0	0	0	0
	Dera Bassi	1	5	18	216
	Zirakpur	0	0	0	0
	Naya-Gaon	0	0	0	0
	Banur	0	0	0	0
	Lalru	0	0	0	0
	<b>Sub-Total</b>	<b>2</b>	<b>17</b>	<b>40</b>	<b>501</b>

<b>17. Bathinda</b>					
	Bathinda	1	9	29	267
	Bhucho	0	0	0	0
	Goniana	0	0	0	0
	Kot Fattah	0	0	0	0
	Maur	0	0	0	0
	Rama	0	0	0	0
	Rampura Phool	1	2	13	80
	Sangat	0	0	0	0
	Talwandi Sabo	0	0	0	0
	Bhgta	0	0	0	0
	Kotshamir	0	0	0	0
	Lehra Mohabbat	0	0	0	0
	Nathana	0	0	0	0
	Chowke	0	0	0	0
	Rampura	0	0	0	0
	Balianwali	0	0	0	0
	Mandi Kalan	0	0	0	0
	Maluka	0	0	0	0
	Bhairupa	0	0	0	0
	Kotha Guru	0	0	0	0
	Mehraj	0	0	0	0
	<b>Sub-Total</b>	<b>2</b>	<b>11</b>	<b>42</b>	<b>347</b>
<b>18. Jalandhar</b>					
	Adampur	0	0	0	0
	Alawalpur	0	0	0	0
	Jalandhar	3	17	54	410
	Kartarpur	1	1	11	76
	Nakodar	0	0	0	0
	Noor Mahal	0	0	0	0
	Philaur	0	0	0	0
	Shahkot	0	0	0	0
	Goraya	0	0	0	0
	Bhogpur	0	0	0	0
	Lohian Khas	0	0	0	0
	<b>Sub-Total</b>	<b>4</b>	<b>18</b>	<b>65</b>	<b>486</b>
<b>19. Sangrur</b>					
	Malerkotla	1	2	3	53
	Sangrur	1	2	5	47
	Sunam	0	0	0	0
	Dhuri	0	0	0	0
	Longowal	0	0	0	0
	Ahmedgarh	0	0	0	0
	Lehragaga	0	0	0	0
	Bhiwanigarh	0	0	0	0
	Khanauri	0	0	0	0
	Cheema	0	0	0	0
	Dirba	0	0	0	0
	Moonak	0	0	0	0
	<b>Sub-Total</b>	<b>2</b>	<b>4</b>	<b>8</b>	<b>100</b>
<b>20. Barnala</b>					
	Barnala	1	2	19	182
	Tapa	0	0	0	0
	Bhadaur	0	0	0	0
	Dhanoula	0	0	0	0
	Handiaya	0	0	0	0
	<b>Sub-Total</b>	<b>1</b>	<b>2</b>	<b>19</b>	<b>182</b>
<b>21. Fazilka</b>					
	Abohar	1	2	9	614
	Jalalabad	1	1	0	5
	Fazilka	1	1	27	114
	<b>Sub-Total</b>	<b>3</b>	<b>4</b>	<b>36</b>	<b>733</b>
<b>22. Pathankot</b>					
	Pathankot	2	6	29	120
	sujanpur	0	0	0	0
	<b>Sub-Total</b>	<b>2</b>	<b>6</b>	<b>29</b>	<b>120</b>
	<b>Grand Total</b>	<b>51</b>	<b>163</b>	<b>739</b>	<b>7618</b>



Housing and Construction

Table No. 13 Tax Demand on Buildings 2013-14

SN/ Name of the District	Name of the Municipality/ Municipal Corpn.	No. of Residential Houses Subject to Tax						No. of Residential Houses Exempted from Tax						Tax Demand and Assessed Annual Rent/Capital Value						
		Private			Government			Private			Government			Private			Government		Total tax demand (Col. 17+20) (Rs. 000)	
		Open Plots	Resident ial Houses	Others	Open Plots	Resident ial Houses	Others	Open Plots	Resident ial Houses	Others	Open Plots	Resident ial Houses	Others	Open Plots	Resident ial Houses	Others	Assessed rental/ capital value (Rs.000)	Tax demand (Rs. 000)		Allowance for current repair & maintenance & depreciation before levying tax
1/2	3	4	5	6	7	8	9	10	11	12	13	14	15	16	17	18	19	20	21	
<b>1. Kapurthala</b>																				
	Kapurthala	0	0	0	0	0	0	0	0	0	0	0	0	0	0	0	0	0	0	0
	Phagwara	2078	10702	1913	0	0	0	0	0	0	0	0	0	0	0	0	0%	0	0	0
	Sultanpur Lodhi	0	0	0	0	0	0	0	0	0	0	0	0	0	0	0	0	0	0	0
	Dhilwan	144	1300	201	1	1	1	17	164	5	0	0	0	0	600000	600000	10%	85000	85000	685000
	Begowal	0	0	0	0	0	0	0	0	0	0	0	0	0	0	0	0	0	0	0
	Bhulath	0	0	0	0	0	0	0	0	0	0	0	0	0	0	0	0	0	0	0
	Nadala	0	0	0	0	0	0	0	0	0	0	0	0	0	0	0	0	0	0	0
	<b>Sub-Total</b>	<b>2222</b>	<b>12002</b>	<b>2114</b>	<b>1</b>	<b>1</b>	<b>1</b>	<b>17</b>	<b>164</b>	<b>5</b>	<b>0</b>	<b>0</b>	<b>0</b>	<b>600000</b>	<b>600000</b>	<b>0</b>	<b>85000</b>	<b>85000</b>	<b>685000</b>	
<b>2. Fatehgarh Sahib</b>																				
	Amlah	0	0	0	0	0	0	0	0	0	0	0	0	0	0	0	0	0	0	0
	Sirhind	0	0	0	0	0	0	0	0	0	0	0	0	0	0	0	0	0	0	0
	Gobindgarh	1625	21200	19790	0	0	0	0	250	0	0	49	15	0	0	0%	0	0	0	0
	Bassi Pathana	0	0	0	0	0	0	0	0	0	0	0	0	0	200000	0%	0	0	200000	
	Khamano	0	0	0	0	0	0	0	0	0	0	0	0	0	0	0	0	0	0	0
	<b>Sub-Total</b>	<b>1625</b>	<b>21200</b>	<b>19790</b>	<b>0</b>	<b>0</b>	<b>0</b>	<b>0</b>	<b>250</b>	<b>0</b>	<b>0</b>	<b>49</b>	<b>15</b>	<b>0</b>	<b>200000</b>	<b>0</b>	<b>0</b>	<b>0</b>	<b>0</b>	<b>200000</b>
<b>3. Mansa</b>																				
	Mansa	0	0	0	0	0	0	0	0	0	0	0	0	0	0	0	0	0	0	0
	Budhlada	0	0	0	0	0	0	0	0	0	0	0	0	0	0	0	0	0	0	0
	Bareta	0	0	0	0	0	0	0	0	0	0	0	0	0	0	0	0	0	0	0
	Bhikhi	63	362	147	0	0	0	0	0	0	0	0	0	0	0	0%	0	0	0	0
	Sardulgarh	1372	3058	0	0	0	0	0	0	0	0	0	0	0	900000	0%	0	0	900000	
	Boha	0	0	0	0	0	0	0	0	0	0	0	0	0	0	0	0	0	0	0
	<b>Sub-Total</b>	<b>1435</b>	<b>3420</b>	<b>147</b>	<b>0</b>	<b>0</b>	<b>0</b>	<b>0</b>	<b>0</b>	<b>0</b>	<b>0</b>	<b>0</b>	<b>0</b>	<b>0</b>	<b>900000</b>	<b>0</b>	<b>0</b>	<b>0</b>	<b>0</b>	<b>900000</b>
<b>4. Firozpur</b>																				
	Firozpur	3400	19755	4050	0	300	100	0	0	0	0	0	0	24	35	15%	0	0	0	
	Talwandi Bhai	2565	2044	1056	0	0	0	38	135	21	0	0	1	92.65	31.84	0%	102.6	13.68	4552	
	Zira	0	2890	0	0	5	25	0	2540	10	0	0	0	80	80	0%	0	0	0	
	Guru Har Sahai	261	889	675	0	0	0	0	0	0	0	0	0	0	21.73	0%	0	0	0	
	Makhu	1811	536	509	0	0	11	55	65	20	0	0	0	7.58	7.58	7%	5	5	5	
	Mudakki	464	2132	732	0	0	0	0	0	0	0	0	0	0	0	0	0	0	0	
	Malanwali khas	0	0	0	0	0	0	0	0	0	0	0	0	0	0	0	0	0	0	
	<b>Sub-Total</b>	<b>8501</b>	<b>28246</b>	<b>7022</b>	<b>0</b>	<b>305</b>	<b>136</b>	<b>93</b>	<b>2740</b>	<b>51</b>	<b>0</b>	<b>0</b>	<b>1</b>	<b>204.23</b>	<b>176.15</b>	<b>0%</b>	<b>107.6</b>	<b>18.68</b>	<b>4557</b>	

5. Ludhiana																			
Ludhiana	0	0	0	0	0	0	0	0	0	0	0	0	0	0	0	0%	0	0	0
Samrala	980	5472	1700	0	21	55	0	0	0	0	0	0	0	0	4900	10%	0	600	5500
Khanna	9500	25500	0	0	45	0	0	0	0	0	0	0	0	0	0	0%	0	0	0
Doraha	122	690	6368	0	0	4	250	3800	0	0	0	0	0	0	9000	10%	0	0	9000
Jagraon	712	20291	7217	4	2	23	40	457	0	0	0	0	0	3054000	2822	10%	3700	290	3112
Raikot	0	9000	2000	0	0	8	0	0	0	0	0	0	0	0	6000	0%	0	2000	8000
Mulanpur	0	0	0	0	0	5	0	0	0	0	0	0	0	71000	6000	10%	5300	1100	7100
Payal	0	5	336	5	1	0	0	0	0	0	0	0	0	0	1350	0%	0	40	1390
Machhiwara	0	0	0	0	15	0	0	0	0	0	0	0	0	0	3600	0%	0	41	3641
Maloud	0	0	0	0	0	0	0	0	0	0	0	0	0	2840	1200	260%	300	1500	2700
Sahnewal	960	5473	1245	0	30	4	10	25	0	0	0	0	0	5000	4000	400%	6000	5000	9000
<b>Sub-Total</b>	<b>12274</b>	<b>66431</b>	<b>18866</b>	<b>9</b>	<b>114</b>	<b>99</b>	<b>300</b>	<b>4282</b>	<b>0</b>	<b>0</b>	<b>0</b>	<b>0</b>	<b>0</b>	<b>3132840</b>	<b>38872</b>		<b>15300</b>	<b>10571</b>	<b>49443</b>
6. Patiala																			
Ghagga	0	0	0	0	0	4	0	0	0	0	0	0	0	0	3.14	10%	0.00	0.50	3.64
Bhadson	0	0	0	0	0	0	0	0	0	0	0	0	0	0	0.00	0.00	0.00	0.00	0.00
Ghanaur	0	0	0	0	0	0	0	0	0	0	0	0	0	0	5.00	0.00	0.00	8.00	13.00
Nabha	700	215	0	0	65	0	500	2500	0	0	0	0	0	0	125.00	10%	0.00	20.00	145.00
Patiala	0	2684	0	0	0	0	0	2325	0	0	0	0	0	0	165.00	10%	0.00	265.00	430.00
Patran	0	0	2285	0	9657	0	0	6782	0	0	0	0	0	0	53.34	10%	0.00	53.34	106.68
Rajpura	4000	16500	0	0	155	0	0	0	0	0	365	0	0	0	0.00	10%	0.00	22.72	22.72
Samana	0	0	0	0	0	0	0	9994	0	0	0	0	0	555	37.00	10%	65.00	4.65	41.65
Sanaur	520	4171	450	0	0	0	0	0	0	0	0	0	0	0	20.00	10%	1.70	2.00	22.00
<b>Sub-Total</b>	<b>5220</b>	<b>23570</b>	<b>2735</b>	<b>0</b>	<b>9877</b>	<b>4</b>	<b>500</b>	<b>21601</b>	<b>0</b>	<b>0</b>	<b>365</b>	<b>0</b>	<b>555</b>	<b>408.48</b>	<b>0.00</b>	<b>66.70</b>	<b>376.21</b>	<b>784.69</b>	
7. Amritsar																			
Amritsar	0	22110	0	0	0	0	0	175210	0	0	0	0	0	1300	6000	10%	0	0	7300
Jandiala	1541	4617	0	0	0	0	1260	1786	0	0	6	0	62937500	5995	10#	16072500	1585	7500	
Ramdass	0	1224	0	0	24	0	65	0	279	0	0	0	0	0	760	63#	0	197	897
Majitha	0	0	0	0	0	0	92	5162	560	0	0	0	0	1300	967	10#	500	397	1364
Rayya	0	810	0	0	0	0	0	960	0	0	0	0	0	0	0	0	0	0	0
Raja Sansi	0	426	0	0	0	15	0	2309	0	0	0	2	2296	1600	095	090	160	1760	
Ajnala	0	0	0	0	0	0	670	3413	92	0	48	0	13070000	1800	12#	38000	450000	6340000	
<b>Sub-Total</b>	<b>1541</b>	<b>29187</b>	<b>0</b>	<b>0</b>	<b>24</b>	<b>15</b>	<b>2087</b>	<b>188840</b>	<b>931</b>	<b>0</b>	<b>54</b>	<b>2</b>	<b>76008800</b>	<b>6000</b>		<b>16252500</b>	<b>4500000</b>	<b>96767300</b>	
8. Tarn Taran																			
Tarn Taran	0	14517	0	0	0	207	0	14517	0	0	0	0	0	0	26	26%	0	51	77
Patti	1252	5483	2443	0	8	13	0	1273	0	0	0	0	0	80	64	7%	0	8	72
Khemkaran	391	2212	0	0	0	0	0	125	0	0	0	0	0	0	0	0%	0	0	0
Bhikhiwind	500	2000	0	0	20	0	0	0	0	0	0	0	0	20	25	0%	0	4	4
<b>Sub-Total</b>	<b>2143</b>	<b>24212</b>	<b>2443</b>	<b>0</b>	<b>28</b>	<b>220</b>	<b>0</b>	<b>15915</b>	<b>0</b>	<b>0</b>	<b>0</b>	<b>0</b>	<b>0</b>	<b>100</b>	<b>115</b>	<b>0</b>	<b>0</b>	<b>63</b>	<b>153</b>
9. Hoshiarpur																			
Sham Churasi	1000	1800	500	0	0	0	0	0	0	0	0	0	0	10	10	10%	0	10	20
Hoshiarpur	0	0	0	0	0	0	0	0	0	0	50	0	0	0	305	10%	0	16	321
Hariyana	400	1666	0	0	0	0	0	0	0	0	0	0	59	4	10%	0	0	4	
Gardhiwal	156	1378	1100	9	0	0	1608	2255	0	0	0	0	77	9	10%	5	2	11	
Garh Shankar	405	1248	0	0	0	0	0	0	0	0	0	0	0	0	0	0%	0	0	0
Tanda	0	32	0	0	0	0	0	4376	0	0	0	0	0	119	18	0%	31	5	23
Dasuya	0	2300	0	0	0	0	1864	4619	0	0	0	0	0	0	2	10%	17	2	4
Mukerian	1687	2153	900	0	2	7	9	29	5	0	0	0	0	0	455	10%	0	283	738
Mahilpur	0	0	680	0	5	220	2448	0	0	0	0	0	0	0	26	10%	0	6	32
Talwara	0	0	0	0	0	0	0	0	0	0	0	0	0	0	20	10%	0	0	20
<b>Sub-Total</b>	<b>3648</b>	<b>10577</b>	<b>3180</b>	<b>9</b>	<b>2</b>	<b>12</b>	<b>3701</b>	<b>13727</b>	<b>5</b>	<b>0</b>	<b>50</b>	<b>0</b>	<b>265</b>	<b>829</b>		<b>53</b>	<b>324</b>	<b>1153</b>	

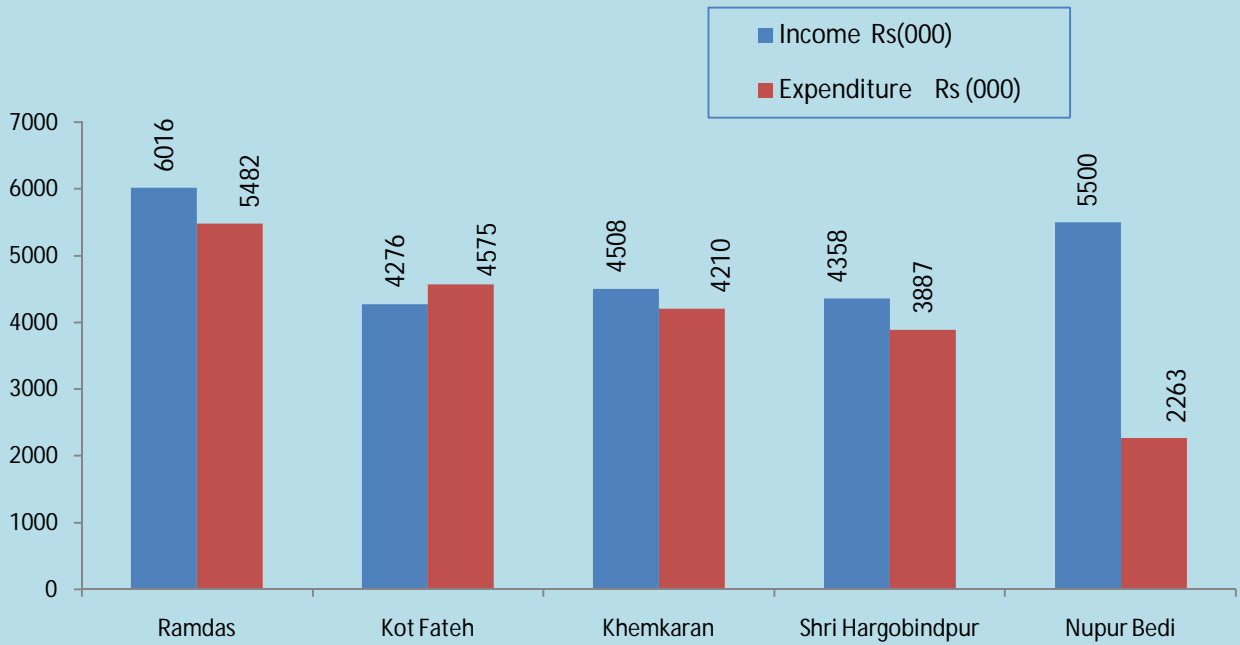
10. Shaheed Bhagat Singh Nagar																			
	Nawan Shehar	3000	4667	0	0	0	0	0	0	0	0	0	0	0	0	0%	0	0	0
	Banga	0	1015	0	0	9	0	0	0	0	0	0	0	0	0	0%	0	0	0
	Balachaur	1326	4062	1597	0	40	0	24	0	0	0	0	36.5	36.5	1	12	12	48.5	
	Rahon	4600	450	1112	0	0	0	0	250	0	0	0	0	30	0	0	30	31.06	
	<b>Sub-Total</b>	<b>8926</b>	<b>10194</b>	<b>2709</b>	<b>0</b>	<b>49</b>	<b>0</b>	<b>24</b>	<b>250</b>	<b>0</b>	<b>0</b>	<b>0</b>	<b>36.5</b>	<b>66.5</b>	<b>1</b>	<b>12</b>	<b>42</b>	<b>79.56</b>	
11. Gurdaspur																			
	Qadian	0	740	859	0	0	0	40	4444	45	0	0	0	2000000	500000	10%	0	0	500000
	Shri Hargobindpur	0	1575	817	0	20	0	643	1050	50	0	0	0	0	30000	10%	0	0	30000
	Dera Baba Nanak	0	1600	50	0	0	0	500	300	50	0	0	0	0	950000	10%	0	0	950000
	Batala	0	32350	250	0	45	0	2530	20560	25	0	0	0	90	35	10%	10	0.25	35.25
	Dhariwal	0	3700	1050	0	30	0	40	100	60	0	0	0	6.2	15.3	10%	18.33	2.75	18.5
	DinaNagar	0	4255	100	0	0	10	105	4220	1203	0	0	0	0	21.1	10%	0	0	21.1
	Gurdaspur	0	9980	3835	0	243	0	2010	9660	1020	0	0	0	160.85	98	10%	3.5	0.8	98.8
	Fatehgarh Churian	0	800	0	0	0	0	100	710	40	0	0	0	20	5	10%	0	0	5
	<b>Sub-Total</b>	<b>0</b>	<b>55000</b>	<b>6961</b>	<b>0</b>	<b>338</b>	<b>10</b>	<b>5968</b>	<b>41044</b>	<b>2493</b>	<b>0</b>	<b>0</b>	<b>0</b>	<b>2000277</b>	<b>1480174</b>	<b>0</b>	<b>31.83</b>	<b>3.8</b>	<b>1480178.65</b>
12. Faridkot																			
	Faridkot	0	2515	1035	251	0	0	0	9801	0	0	0	0	15	27	0%	15	5	32
	Kotkapura	1686	4931	1136	0	0	0	0	19605	0	0	92	0	0	77	7%	0	0	77
	Jaitu	0	1053	0	0	0	0	0	9735	0	0	0	0	0	15	0%	0	3	18
	<b>Sub-Total</b>	<b>1686</b>	<b>8499</b>	<b>2171</b>	<b>251</b>	<b>0</b>	<b>0</b>	<b>0</b>	<b>39141</b>	<b>0</b>	<b>0</b>	<b>92</b>	<b>0</b>	<b>15</b>	<b>119</b>		<b>15</b>	<b>8</b>	<b>127</b>
13. Muktsar																			
	Muktsar	0	100	3963	0	147	0	0	21467	0	0	0	0	371	59	7%	5	1	60
	Malout	0	1210	988	0	0	0	0	0	0	0	0	0	1	16	1%	21	3	19
	Gidderbaha	0	40	1279	0	0	12	526	6949	30	0	0	5	164	22	43%	263	36	58
	Bariwala	70	435	160	0	5	0	0	1265	0	0	2	0	0	20	0%	0	2	22
	Nihal Singh Wala	0	0	0	0	0	0	0	0	0	0	0	0	0	0	0	0	0	0
	Kot Ise Khan	0	0	0	0	0	0	0	0	0	0	0	0	0	0	0	0	0	0
	<b>Sub-Total</b>	<b>70</b>	<b>1785</b>	<b>6390</b>	<b>0</b>	<b>152</b>	<b>12</b>	<b>526</b>	<b>29681</b>	<b>30</b>	<b>0</b>	<b>2</b>	<b>5</b>	<b>536</b>	<b>117</b>		<b>289</b>	<b>42</b>	<b>159</b>
14. Moga																			
	Moga	0	2700	6920	0	85	77	0	41	58	0	0	0	88	132.4	10%	82	15	147.4
	Bagha Purana	82	4698	24	0	0	0	0	0	0	0	0	0	200	50	10%	60	20	70
	Dharamkot	1419	3790	2865	15	0	0	0	200	0	0	0	0	0	27	10%	0	3	30
	Badhni Kalan	0	29	0	0	0	0	0	1905	0	0	0	0	0	6.89	10%	0	0	6.89
	Nihal Singh Wala	5	0	0	0	0	0	0	0	0	0	0	0	0	0	10%	0	0	0
	Kot Ise Khan	1300	3500	0	2	80	0	1	410	0	0	10	0	0	14.13	10%	0	3.4	17.53
	<b>Sub-Total</b>	<b>2806</b>	<b>14717</b>	<b>9809</b>	<b>17</b>	<b>165</b>	<b>77</b>	<b>1</b>	<b>2556</b>	<b>58</b>	<b>0</b>	<b>10</b>	<b>0</b>	<b>288</b>	<b>230.42</b>	<b>0</b>	<b>142</b>	<b>41.4</b>	<b>271.82</b>
15. Rupnagar																			
	Rupnagar	0	715	1398	0	69	182	480	10700	2300	0	52	116	787.06	144.26	0%	0	0	0
	Morinda	1202	8038	0	14	76	0	0	0	0	0	0	0	0	0	0%	0	0	0
	Shri Anandpur Sahib	0	940	931	0	0	0	13	1975	48	6	22	0	77	25	8%	37	12	37
	Nangal	2158	6913	0	37	5281	0	64	357	0	0	37	0	9.7	49	10%	0	101	150
	Shri Chamkaur Sahib	0	0	0	0	0	0	0	0	0	0	0	0	3	8	0%	1500	5	13
	Shri Kiratpur Sahib	0	0	0	0	0	0	0	0	0	0	0	0	0	0	0	0	0	0
	Nurpur Bedi	0	0	0	0	0	0	0	0	0	0	0	0	0	0	0	0	0	0
	<b>Sub-Total</b>	<b>3360</b>	<b>16606</b>	<b>2329</b>	<b>51</b>	<b>5426</b>	<b>182</b>	<b>557</b>	<b>13032</b>	<b>2348</b>	<b>6</b>	<b>111</b>	<b>116</b>	<b>876.76</b>	<b>226.26</b>		<b>1537</b>	<b>118</b>	<b>200</b>

16. Sahibzada Ajit Singh Nagar																			
S.A.S. Nagar	1876	43248	6263	164	476	34	0	0	0	0	0	0	0	0	0	0%	0	0	0
Kurali	0	8000	3000	0	0	0	0	0	0	0	0	0	0	800	0%	0	800	1600	
Kharar	0	5230	0	0	0	0	0	17200	0	0	0	0	200	6540	0%	0	0	6540	
Dera Bassi	2005	4656	1602	0	0	4	0	21	0	0	0	0	348	47918	0%	0	15	47933	
Zirakpur	15275	49186	11961	0	0	0	0	54	1082	0	0	0	22	44185	10%	0	0	44185	
Naya-Gaon	0	0	0	0	0	0	0	0	0	0	0	0	6	5910	10%	0	0	5910	
Banur	693	1138	389	0	0	0	0	0	0	0	0	0	0	2500	10%	0	0	2500	
Lalru	0	0	0	0	0	0	0	0	0	0	0	0	0	0	0%	0	0	0	
<b>Sub-Total</b>	<b>19849</b>	<b>111458</b>	<b>23215</b>	<b>164</b>	<b>476</b>	<b>38</b>	<b>0</b>	<b>17275</b>	<b>1082</b>	<b>0</b>	<b>0</b>	<b>0</b>	<b>576</b>	<b>107853</b>		<b>0</b>	<b>815</b>	<b>108668</b>	
17. Bathinda																			
Bathinda	24000	62550	12450	0	0	0	0	0	0	0	0	0	0	0	0	0	0	0	0
Bhucho	1388	2809	1682	0	4	15	0	0	32	0	0	5	5200	23.00	10%	2500	12.00	35.00	
Goniana	215	1090	1963	0	0	0	0	0	0	0	0	0	130	20.00	0	0	0	20.00	
Kot Fattah	0	0	0	0	0	0	0	0	0	0	0	0	0	0	0	0	0	0.00	
Maur	0	0	0	0	0	0	0	0	0	0	0	0	0	0	0	0	0	0.00	
Rama	0	6098	17	0	0	0	0	422	0	0	0	0	1765191	1765191	18%	234809	234809	2000000.00	
Rampura Phool	0	0	0	0	0	0	0	0	0	0	0	0	0	0	0	0	0	0.00	
Sangat	0	0	0	0	0	0	0	0	0	0	0	0	0	2.5	0	0.22	0	2.50	
Talwandi Sabo	0	0	0	0	0	0	0	0	0	0	0	0	0	0	0	0	0	0.00	
Bhgta	0	0	0	0	0	0	0	0	0	0	0	0	0	0	0	0	0	0.00	
Kotshamir	0	0	0	0	0	0	0	0	0	0	0	0	0	0	0	0	0	0.00	
Lehra Mohabbat	0	0	0	0	0	0	0	0	0	0	0	0	0	0	0	0	0	0.00	
Nathana	0	0	0	0	0	0	0	0	0	0	0	0	0	0	0	0	0	0.00	
Chowke	0	0	0	0	0	0	0	0	0	0	0	0	0	0	0	0	0	0.00	
Rampura	0	0	0	0	0	0	0	0	0	0	0	0	0	0	0	0	0	0.00	
Balianwali	0	0	0	0	0	0	0	0	0	0	0	0	0	0	0	0	0	0.00	
Mandi Kalan	0	0	0	0	0	0	0	0	0	0	0	0	0	0	0	0	0	0.00	
Maluka	0	0	0	0	0	0	0	0	0	0	0	0	0	0	0	0	0	0.00	
Bhairupa	0	0	0	0	0	0	0	0	0	0	0	0	0	0	0	0	0	0.00	
Kotha Guru	0	0	0	0	0	0	0	0	0	0	0	0	0	0	0	0	0	0	
Mehraj	0	0	0	0	0	0	0	0	0	0	0	0	0	0	0	0	0	0	
<b>Sub-Total</b>	<b>25603</b>	<b>72547</b>	<b>16112</b>	<b>0</b>	<b>4</b>	<b>15</b>	<b>0</b>	<b>422</b>	<b>32</b>	<b>0</b>	<b>0</b>	<b>5</b>	<b>1770521</b>	<b>1765237</b>	<b>0.28</b>	<b>237309.22</b>	<b>234821</b>	<b>2000057.5</b>	
18. Jalandhar																			
Adampur	0	0	0	0	0	0	90	2860	0	0	0	0	110.58	16.78	0.21	0.95	0.99	17.69	
Alawalpur	0	0	0	0	0	0	0	1954	0	0	0	0	18.02	11.45	0.47	0	0	11.47	
Jalandhar	0	0	0	0	0	0	0	50900	0	0	0	0	0	18.93	0	0	18.96	37.78	
Kartarpur	730	4935	1308	0	0	0	0	23	1286	0	0	0	45	35	101	0	0	35	
Nakodar	0	168	1614	0	0	5	0	9930	0	0	39	0	0	0	0%	0	0	0	
Noor Mahal	0	0	0	0	0	0	0	0	0	0	0	0	232.81	31.43	23.28	59.25	8	39.43	
Philaur	0	0	0	0	0	0	0	2965	0	0	0	0	72.56	13.06	0.1	8.23	1.48	14.54	
Shahkot	0	0	0	0	0	0	0	0	0	0	0	0	14	40.52	10	1.4	0.19	19.09	
Goraya	655	2790	0	0	0	0	500	2200	840	0	0	0	0	43	0	0	0	0	
Bhogpur	1425	2320	932	0	1	12	150	100	0	0	0	0	4266	42.66	0	575	17.26	59.92	
Lohian Khas	0	0	0	0	0	0	0	0	0	0	0	0	20.95	13	0	0	0	0	
<b>Sub-Total</b>	<b>2810</b>	<b>10213</b>	<b>3854</b>	<b>0</b>	<b>1</b>	<b>17</b>	<b>740</b>	<b>70932</b>	<b>2126</b>	<b>0</b>	<b>39</b>	<b>0</b>	<b>4779.92</b>	<b>265.83</b>	<b>135.06</b>	<b>644.83</b>	<b>46.88</b>	<b>234.92</b>	

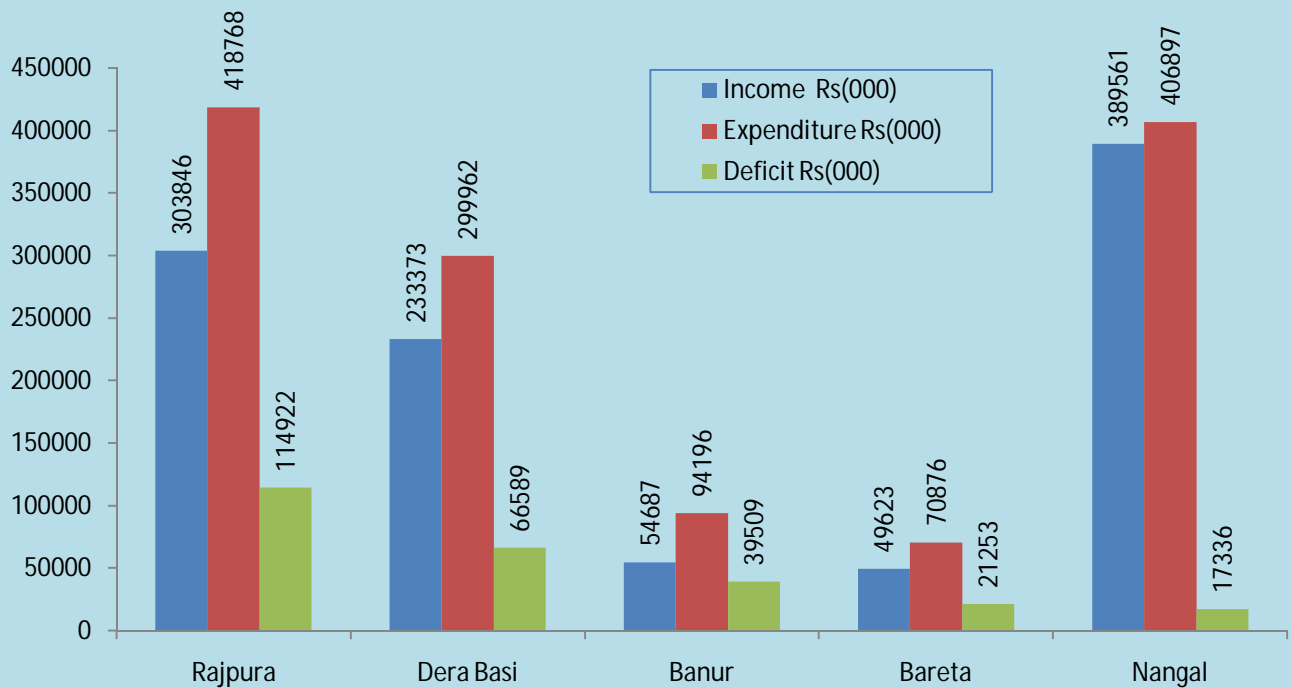
19. Sangrur																			
	Malerkotla	0	643	0	0	0	0	876	27436	0	0	0	0	73982	12535	15%	12950	7850	20385
	Sangrur	1000	15000	5000	0	100	0	1005	1109	0	0	0	0	99871	10628	15%	15960	2125	12753
	Sunam	504	12571	2996	0	28	0	0	4714	263	0	0	0	39766	6024	15%	8490	1076	7100
	Dhuri	488	9577	2005	0	12	0	35	400	45	0	0	0	29650	5600	15%	0	5600	11200
	Longowal	1278	4779	1138	0	10	10	0	2145	0	0	0	0	4230	1890	15%	1244	110	2000
	Ahmedgarh	1156	3458	0	0	20	0	27	402	0	0	0	0	11568	5500	15%	0	1100	6600
	Lehragaga	980	6510	1160	0	62	42	0	308	106	0	0	0	8128	2115	15%	2655	364	2479
	Bhiwanigarh	328	651	0	0	0	0	0	4465	0	0	0	0	3319	1423	15%	785	1423	2846
	Khanauri	1717	2692	1806	0	0	32	0	1855	0	0	0	0	3950	1534	15%	550	74	1608
	Cheema	0	0	0	0	0	0	0	0	0	0	0	0	2325	1350	15%	0	13	1363
	Dirba	2062	3485	2221	0	0	0	0	298	0	0	0	0	6525	1500	15%	140	20	1520
	Moonak	1000	4000	2300	0	0	0	0	0	0	0	0	0	2400	1400	15%	140	1260	2660
	<b>Sub-Total</b>	<b>10513</b>	<b>63366</b>	<b>18626</b>	<b>0</b>	<b>232</b>	<b>84</b>	<b>1943</b>	<b>43132</b>	<b>414</b>	<b>0</b>	<b>0</b>	<b>0</b>	<b>285714</b>	<b>51499</b>	<b>0.15</b>	<b>42914</b>	<b>21015</b>	<b>72514</b>
20. Barnala																			
	Barnala	133	21007	5173	2	55	32	140	13027	0	0	0	0	1500	96	85%	272	41	137
	Tapa	0	0	0	0	0	0	0	4025	0	0	0	0	28	4	2%	5	0	4
	Bhadaur	0	0	0	0	24	0	0	3065	0	0	0	0	544	6	10%	15	4	10
	Dhanoula	70	3880	0	20	0	0	55	1802	0	0	0	0	67	4	6%	60	0	4
	Handiaya	0	280	0	0	0	0	0	2005	0	0	0	0	15	4	11%	0	0	4
	<b>Sub-Total</b>	<b>203</b>	<b>25167</b>	<b>5173</b>	<b>22</b>	<b>79</b>	<b>32</b>	<b>195</b>	<b>23924</b>	<b>0</b>	<b>0</b>	<b>0</b>	<b>0</b>	<b>2154</b>	<b>114</b>		<b>352</b>	<b>45</b>	<b>159</b>
21. Fazilka																			
	Anbohar	0	4500	0	0	170	5	0	315	0	0	0	0	31080	15000	10%	795	45	195
	Jalalabad	3481	0	0	0	38	0	0	3481	0	0	38	0	10600	1500	16%	70	10	25
	Fazilka	1735	13751	6250	0	0	0	0	0	0	0	0	0	0	9675	0	0	1324	10999
	<b>Sub-Total</b>	<b>5216</b>	<b>18251</b>	<b>6250</b>	<b>0</b>	<b>208</b>	<b>5</b>	<b>0</b>	<b>3796</b>	<b>0</b>	<b>0</b>	<b>38</b>	<b>0</b>	<b>41680</b>	<b>26175</b>	<b>0.26</b>	<b>865</b>	<b>1379</b>	<b>11219</b>
22. Pathankot																			
	Pathankot	0	35626	0	0	180	0	0	36537	0	0	0	0	4	41	10%	9	1	42
	sujanpur	0	75	0	0	0	0	52	381	50	2	5	0	90	6	10%	12	4	10
	<b>Sub-Total</b>	<b>0</b>	<b>35701</b>	<b>0</b>	<b>0</b>	<b>180</b>	<b>0</b>	<b>52</b>	<b>36918</b>	<b>50</b>	<b>2</b>	<b>5</b>	<b>0</b>	<b>94</b>	<b>47</b>		<b>21</b>	<b>5</b>	<b>52</b>
	<b>Grand Total</b>	<b>119651</b>	<b>662349</b>	<b>159896</b>	<b>524</b>	<b>17661</b>	<b>959</b>	<b>16704</b>	<b>569622</b>	<b>9625</b>	<b>8</b>	<b>815</b>	<b>144</b>	<b>83850312</b>	<b>5178525</b>		<b>16637160</b>	<b>4854735</b>	<b>102282311</b>

## Box:6 (A)- Income and Expenditure of Municipalities

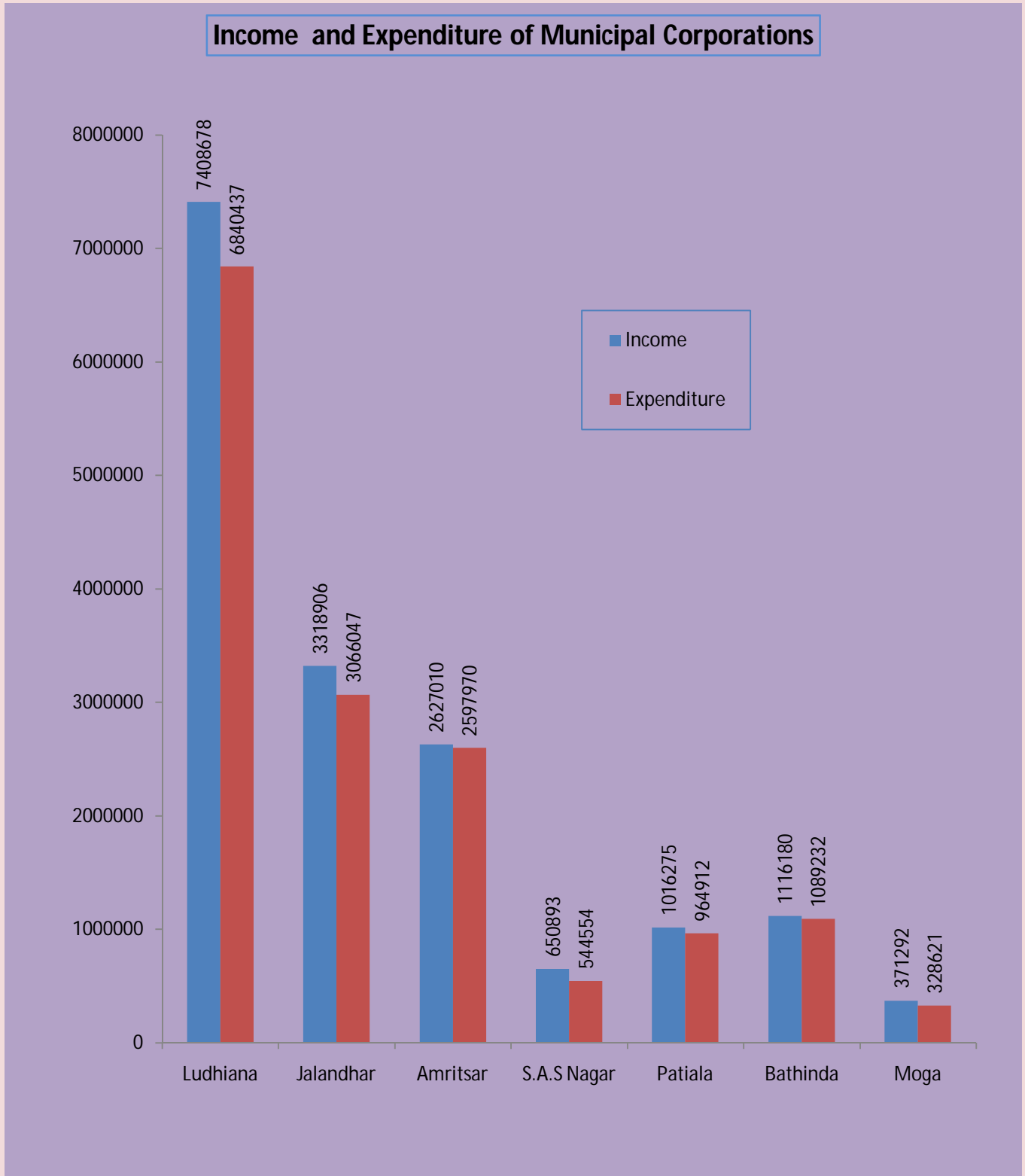
### Five Financially Weak Municipal Councils in terms of Income



### Top Five Municipal Councils in Terms of Huge Deficit



### Box:6 (B) - Income and Expenditure of Municipalities



**Finances of Municipalities**  
**Table No. 14 Income and Expenditure of Municipalities 2013- 14**

SN/ Name of the District	Name of the Municipality/ Municipal Corpn.	Income (Rs. 000)	Expenditure (Rs. 000)
1/2	3	4	5
<b>1. Kapurthala</b>			
	Kapurthala	196900	170485
	Phagwara	271921	256272
	Sultanpur Lodhi	28007	24002
	Dhilwan	16623	10012
	Begowal	47797	19187
	Bhulath	28832	15556
	Nadala	0	0
	<b>Sub-Total</b>	<b>590080</b>	<b>495514</b>
<b>2. Fatehgarh Sahib</b>			
	Amloh	29738	25248
	Sirhind	132126	101241
	Gobindgarh	553869	336773
	Bassi Pathana	21266	20715
	Khamano	21141	18803
	<b>Sub-Total</b>	<b>758140</b>	<b>502780</b>
<b>3. Mansa</b>			
	Mansa	228636	138221
	Budhlada	50213	59851
	Bareta	49623	70876
	Bhikhi	18235	26686
	Sardulgarh	33983	21134
	Boha	0	0
	<b>Sub-Total</b>	<b>380690</b>	<b>316768</b>
<b>4. Firozpur</b>			
	Firozpur	146819	130702
	Talwandi Bhai	45556	48721
	Zira	60690	52795
	Guru Har Sahai	28688	27161
	Makhu	16537	18795
	Mudakki	24278	29309
	Malanwali khas	33320	33070
	<b>Sub-Total</b>	<b>355888</b>	<b>340553</b>
<b>5. Ludhiana</b>			
	Ludhiana	7408678	6840437
	Samrala	42486	40131
	Khanna	372701	333887
	Doraha	98419	77481
	Jagraon	109364	111588
	Raikot	50146	49949
	Mulanpur	39320	32549
	Payal	14260	15165
	Machhiwara	63763	61941
	Maloud	16448	8968
	Sahnewal	73036	69152
	<b>Sub-Total</b>	<b>8288621</b>	<b>7641248</b>
<b>6. Patiala</b>			
	Ghagga	8275	7868
	Bhadson	17773	15515
	Ghanaur	11299	8575
	Nabha	142916	131439
	Patiala	1016275	964912
	Patran	50278	47404
	Rajpura	303846	418768
	Samana	107520	107537
	Sanaur	12160	13468
	<b>Sub-Total</b>	<b>1670342</b>	<b>1715486</b>
<b>7. Amritsar</b>			
	Amritsar	2627010	2597970
	Jandiala	97142	46295
	Ramdass	6016	5482
	Majitha	10236	10213
	Rayya	31718	29025
	Raja Sansi	51441	37648
	Ajnala	28078	29478
	<b>Sub-Total</b>	<b>2851641</b>	<b>2756111</b>



<b>8. Tarn Taran</b>			
	Tarn Taran	87951	75780
	Patti	32742	32724
	Khemkaran	4508	4210
	Bhikhiwind	0	0
	<b>Sub-Total</b>	<b>125201</b>	<b>112714</b>
<b>9. Hoshiarpur</b>			
	Sham Churasi	14442	6319
	Hoshiarpur	432945	303106
	Hariyana	20927	12589
	Gardhiwal	22247	11946
	Garh Shankar	49962	31481
	Tanda	56399	51124
	Dasuya	77358	53811
	Mukerian	7774	21999
	Mahilpur	36607	33845
	Talwara	53715	26956
	<b>Sub-Total</b>	<b>772376</b>	<b>553176</b>
<b>10. Shaheed Bhagat Singh Nagar</b>			
	Nawan Shehar	108708	92260
	Banga	73933	48645
	Balachaur	35937	27227
	Rahon	22410	24389
	<b>Sub-Total</b>	<b>240988</b>	<b>192521</b>
<b>11. Gurdaspur</b>			
	Qadian	27992	27360
	Shri Hargobindpur	4358	3887
	Dina Nagar	36600	36448
	Batala	196477	176956
	Dhariwal	24470	24470
	Dera Baba Nanak	15997	4828
	Gurdaspur	128201	111351
	Fatehgarh Churian	277660	207940
	<b>Sub-Total</b>	<b>711755</b>	<b>593240</b>
<b>12. Faridkot</b>			
	Faridkot	113091	103842
	Kotkapura	217800	217800
	Jaitu	47196	47196
	<b>Sub-Total</b>	<b>378087</b>	<b>368838</b>
<b>13. Shri Muktsar Sahib</b>			
	Shri Mukatsar Sahib	138739	124846
	Malout	110781	101701
	Gidderbaha	62205	62284
	Bariwala	10350	7005
	<b>Sub-Total</b>	<b>322075</b>	<b>295836</b>
<b>14. Moga</b>			
	Dharamkot	43347	37110
	Badhni Kalan	17746	27113
	Bagha Purana	95369	100269
	Moga	371292	328621
	Nihal Singh Wala	22445	26257
	Kot Ise Khan	27723	21336
	<b>Sub-Total</b>	<b>577922</b>	<b>540706</b>
<b>15. Rupnagar</b>			
	Rupnagar	78705	77891
	Morinda	79828	52886
	Shri Anadpur Sahib	24313	14863
	Nangal	389561	406897
	Shri Chamkaur Sahib	23397	15770
	Shri Kiratpur Sahib	9930	9840
	Nurpur Bedi	5500	2263
	<b>Sub-Total</b>	<b>611234</b>	<b>580410</b>
<b>16. Sahibzada Ajit Singh Nagar</b>			
	S.A.S. Nagar	650893	544554
	Kurali	69091	65916
	Kharar	545577	538321
	Dera Bassi	233373	299962
	Zirakpur	669802	668812
	Naya-Gaon	108170	96932
	Banur	54687	94196
	Lalru	153937	169201
	<b>Sub-Total</b>	<b>2485530</b>	<b>2477894</b>

<b>17. Bathinda</b>			
	Bathinda	1116180	1089232
	Bhucho	35285	29656
	Goniana	31037	29408
	Kot Fattah	4276	4575
	Maur	40489	43172
	Rama	35108	38324
	Rampura Phool	86670	62980
	Sangat	8378	7321
	Talwandi Sabo	78502	77906
	Bhgta	34000	1582
	Kotshamir	0	0
	Lehra Mohabbat	0	0
	Nathana	0	0
	Chowke	0	0
	Rampura	0	0
	Balianwali	0	0
	Mandi Kalan	0	0
	Maluka	0	0
	Bhairupa	0	0
	Kotha Guru	0	0
	Mehraj	0	0
	<b>Sub-Total</b>	<b>1469925</b>	<b>1384156</b>
<b>18. Jalandhar</b>			
	Adampur	24799	27827
	Alawalpur	12370	8800
	Jalandhar	3318906	3066047
	Kartarpur	34556	26777
	Nakodar	74521	61076
	Noor Mahal	33241	35565
	Philaur	67302	62483
	Shahkot	38530	23823
	Goraya	57637	43150
	Bhogpur	30177	28211
	Lohian Khas	15558	16084
	<b>Sub-Total</b>	<b>3707597</b>	<b>3399843</b>
<b>19. Sangrur</b>			
	Malerkotla	292226	283433
	Sangrur	241833	185533
	Sunam	99490	87841
	Dhuri	97685	91421
	Longowal	23362	14126
	Ahmedgarh	86135	84487
	Lehragaga	42511	33653
	Bhiwanigarh	43595	35583
	Khanauri	29558	17700
	Cheema	19979	19734
	Dirba	29514	18716
	Moonak	31895	30393
	<b>Sub-Total</b>	<b>1037783</b>	<b>902620</b>
<b>20. Barnala</b>			
	Barnala	227105	222796
	Tapa	24631	26248
	Bhadaur	17407	16143
	Dhanoula	17402	17082
	Handiaya	10255	7857
	<b>Sub-Total</b>	<b>296800</b>	<b>290126</b>
<b>21. Fazilka</b>			
	Abohar	120978	130615
	Jalalabad	58325	57672
	Fazilka	144371	144985
	<b>Sub-Total</b>	<b>323674</b>	<b>333272</b>
<b>22. Pathankot</b>			
	Pathankot	258683	260420
	sujanpur	41330	43996
	<b>Sub-Total</b>	<b>300013</b>	<b>304416</b>
	<b>Grand Total</b>	<b>28256362</b>	<b>26098228</b>

**Transport and Communication**

**Table No. 15 Length of Different Types of Roads in the Municipal Area (km) 2013-14**

SN/ Name of the District	Name of the Municipality/ Municipal Corpn.	Surfaced		Unsurfaced			Total
		Cement Concrete	Black top	Water bound macadam	Motor-able	Unmotor-able	
1/2	3	4	5	6	7	8	9
<b>1. Kapurthala</b>							
	Kapurthala	29.3	85	0	0	0	114.3
	Phagwara	48	95	5	13	4	165
	Sultanpur Lodhi	14	13	0	15	12	54
	Dhilwan	3.5	3.5	0	0	0	7
	Begowal	5	2	0	1	0	8
	Bhulath	5.2	2	0	1	0	8.2
	Nadala	0	0	0	0	0	0
	<b>Sub-Total</b>	<b>105</b>	<b>200.5</b>	<b>5</b>	<b>30</b>	<b>16</b>	<b>356.5</b>
<b>2. Fatehgarh Sahib</b>							
	Amlon	25	22	0	8	0	55
	Sirhind	38	9	4	7	7	65
	Gobindgarh	108	95	2	203	2	410
	Bassi Pathana	0	0	0	0	0	0
	Khamano	3.6	3.55	0	8.05	0	15.2
	<b>Sub-Total</b>	<b>174.6</b>	<b>129.55</b>	<b>6</b>	<b>226.05</b>	<b>9</b>	<b>545.2</b>
<b>3. Mansa</b>							
	Mansa	21.05	32	1	14	6	74.05
	Budhlada	10.9	12	0	3	0	25.9
	Bareta	6	8	0	0	2	16
	Bhikhi	16.56	3	0	0	0	19.56
	Sardulgarh	38	3	0	4	3	48
	Boha	0	0	0	0	0	0
	<b>Sub-Total</b>	<b>92.51</b>	<b>58</b>	<b>1</b>	<b>21</b>	<b>11</b>	<b>183.51</b>
<b>4. Firozpur</b>							
	Firozpur	37	32	0	3.29	0	72.29
	Talwandi Bhai	6.5	7.5	0	6	1	21
	Zira	2	2.5	0	2	2.25	8.75
	Guru Har Sahai	15	11.42	0	3.58	0	30
	Makhu	8.5	2.5	2	13	1	27
	Mudakki	5.5	13.5	0	2.5	0	21.5
	Malanwali khas	0	2.6	1	1.9	0	5.5
	<b>Sub-Total</b>	<b>74.5</b>	<b>72.02</b>	<b>3</b>	<b>32.27</b>	<b>4.25</b>	<b>186.04</b>
<b>5. Ludhiana</b>							
	Ludhiana	642	2576	12	648	32	3910
	Samrala	1.67	2.62	0	2.58	0	6.87
	Khanna	71.2	51.4	2.4	0	9.5	134.5
	Doraha	3.9	10	1	2.8	1.2	18.9
	Jagraon	5.25	18.08	0	0	0	23.33
	Raikot	10	13.19	0	3	2	28.19
	Mulanpur	5.3	7.15	0	0	0	12.45
	Payal	6	5	0	0	0	11
	Machhiwara	15	1	2	0	0	18
	Maloud	8.5	6.5	0	3	0	18
	Sahnewal	6.5	7.9	0	0.5	0	14.9
	<b>Sub-Total</b>	<b>775.32</b>	<b>2698.84</b>	<b>17.4</b>	<b>659.88</b>	<b>44.7</b>	<b>4196.14</b>
<b>6. Patiala</b>							
	Ghagga	1	1	0	0	0	2
	Bhadson	8	2	0	1	0	11
	Ghanaur	3.5	1.75	0.5	9	5	19.75
	Nabha	69.4	38.05	3	119.9	1	231.35
	Patiala	57	382	39	39	45	562
	Patran	48	6	0	3	4	61
	Rajpura	30	60	1	4	1	96
	Samana	19	12	0	59	6	96
	Sanaur	6	3	0	1	1	11
	<b>Sub-Total</b>	<b>241.9</b>	<b>505.8</b>	<b>43.5</b>	<b>235.9</b>	<b>63</b>	<b>1090.1</b>
<b>7. Amritsar</b>							
	Amritsar	810	690	0	55	0	1555
	Jandiala	2.4	14	0	7	7	30.4
	Ramdas	0	2.6	0	0	0	2.6
	Majitha	2.97	0.5	0	3.47	0	6.94
	Rayya	20	2	2	15	5	44
	Raja Sansi	0	1.39	0	1.39	0	2.78
	Ajnala	3.72	2.15	0	0	0.32	6.19
	<b>Sub-Total</b>	<b>839.09</b>	<b>712.64</b>	<b>2</b>	<b>81.86</b>	<b>12.32</b>	<b>1647.91</b>

8. Tarn Taran							
	Tarn Taran	6	18	2	3	2	31
	Patti	20	10	0	3	1	34
	Khemkaran	0	0	0	1	0	1
	Bhikhiwind	0	0	0	0	0	0
	<b>Sub-Total</b>	<b>26</b>	<b>28</b>	<b>2</b>	<b>7</b>	<b>3</b>	<b>66</b>
9. Hoshiarpur							
	Sham Churasi	8	13.5	0	8	0	29.5
	Hoshiarpur	102	60	10	75	7	254
	Hariyana	1	1	0	1	1.5	4.5
	Gardhiwal	72.79	5.79	0	5.79	0	84.37
	Garh Shankar	26.5	11	4.5	12.1	3.5	57.6
	Tanda	7	5	2	2	2	18
	Dasuya	3.5	10	0	0	0	13.5
	Mukerian	5.99	8.93	0	8.93	5.99	29.84
	Mahilpur	5.98	8.9	0	8.9	5.98	29.76
	Talwara	11	5	0	5	2	23
	<b>Sub-Total</b>	<b>232.76</b>	<b>124.12</b>	<b>16.5</b>	<b>121.72</b>	<b>25.97</b>	<b>521.07</b>
10. Shaheed Bhagat Singh Nagar							
	Nawan Shehar	21.1	29.2	0	6.3	2.1	58.7
	Banga	15.05	5.42	0.58	0	0	21.05
	Balachaur	15.04	3.03	0	2.5	4	24.57
	Rahon	31.25	0	0	29.25	2	62.5
	<b>Sub-Total</b>	<b>82.44</b>	<b>37.65</b>	<b>0.58</b>	<b>38.05</b>	<b>8.1</b>	<b>166.82</b>
11. Gurdaspur							
	Qadian	10	6	0	6	8	30
	Shri Hargobindpur	4	6	0	3	0	13
	Dina Nagar	8	4	0	0	0	12
	Batala	80	55	0	0	35	170
	Dhariwal	0	4	0	4	0	8
	Dera Baba Nanak	2	0.5	0	0.5	0	3
	Gurdaspur	0	9.05	0	9.05	0	18.1
	Fatehgarh Churian	0	3	0	3	0	6
	<b>Sub-Total</b>	<b>104</b>	<b>87.55</b>	<b>0</b>	<b>25.55</b>	<b>43</b>	<b>260.1</b>
12. Faridkot							
	Faridkot	10.75	74.55	0	0.5	1.5	87.3
	Kotkapura	2	53.6	0	47	8.6	111.2
	Jaitu	1	17	0	2	0	20
	<b>Sub-Total</b>	<b>13.75</b>	<b>145.15</b>	<b>0</b>	<b>49.5</b>	<b>10.1</b>	<b>218.5</b>
13. Muktsar							
	Muktsar	42	2	0	22	2	68
	Malout	74	25	0	26	20	145
	Gidderbaha	37	12	7	18	2	76
	Bariwala	3.2	1	0.8	0	0	5
	<b>Sub-Total</b>	<b>156.2</b>	<b>40</b>	<b>7.8</b>	<b>66</b>	<b>24</b>	<b>294</b>
14. Moga							
	Dharamkot	4	6.5	0.5	12	1.5	24.5
	Badhni Kalan	2.5	4.5	0	3	0	10
	Bagha Purana	12	5.27	0	2.3	19.57	39.14
	Moga	104.2	158.5	3.1	0	0	265.8
	Nihal Singh Wala	7	1	0	2	0	10
	Kot Ise Khan	2	3	0	4	0	9
	<b>Sub-Total</b>	<b>131.7</b>	<b>178.77</b>	<b>3.6</b>	<b>23.3</b>	<b>21.07</b>	<b>358.44</b>
15. Rupnagar							
	Rupnagar	12	18	2.74	33.24	1	66.98
	Morinda	24.5	15.5	0	40	0	80
	Shri Anandpur Sahib	24.5	3	0	20.5	19	67
	Nangal	0	89.34	0	89.34	0.8	179.48
	Shri Chamkaur Sahib	10	0	0	0	0	10
	Shri Kiratpur Sahib	0	0	0	0	0	0
	Nurpur Bedi	0	0	0	0	0	0
	<b>Sub-Total</b>	<b>71</b>	<b>125.84</b>	<b>2.74</b>	<b>183.08</b>	<b>20.8</b>	<b>403.46</b>
16. Sahibzada Ajit Singh Nagar							
	S.A.S. Nagar	0	480	0	0	0	480
	Kurali	19.82	10.35	0	22.5	0	52.67
	Kharar	66	35	9	22	0	132
	Dera Bassi	14	13.25	2	15	8.5	52.75
	Zirakpur	40	72	28	28	2	170
	Naya-Gaon	32	24	0	0	0	56
	Banur	10.5	8.03	0	0	2.32	20.85
	Lalru	12	35	8	5	0	60
	<b>Sub-Total</b>	<b>194.32</b>	<b>677.63</b>	<b>47</b>	<b>92.5</b>	<b>12.82</b>	<b>1024.27</b>

<b>17. Bathinda</b>							
	Bathinda	8.50	351.30	0	351.3	0	711.1
	Bhucho	4	16.10	0	8.50	1.00	29.6
	Goniana	2	8	0	4	2.50	16.5
	Kot Fattah	0	0	0	0	0	0
	Maur	0	0	0	0	0	0
	Rama	2	5.90	0	0	2	9.9
	Rampura Phool	0	0	0	0	0	0
	Sangat	1.10	1	0	0	0	2.1
	Talwandi Sabo	0	0	0	0	0	0
	Bhgta	0	5	0	8	2	15
	Kotshamir	0	0	0	0	0	0
	Lehra Mohabbat	0	0	0	0	0	0
	Nathana	0	0	0	0	0	0
	Chowke	0	0	0	0	0	0
	Rampura	0	0	0	0	0	0
	Balianwali	0	0	0	0	0	0
	Mandi Kalan	0	0	0	0	0	0
	Maluka	0	0	0	0	0	0
	Bhairupa	0	0	0	0	0	0
	Kotha Guru	0	0	0	0	0	0
	Mehraj	0	0	0	0	0	0
	<b>Sub-Total</b>	<b>17.6</b>	<b>387.3</b>	<b>0</b>	<b>371.8</b>	<b>7.5</b>	<b>784.2</b>
<b>18. Jalandhar</b>							
	Adampur	14.6	2.02	0	0.6	0.5	17.72
	Alawalpur	3.5	1.5	1	2.2	0	8.2
	Jalandhar	9.17	7.71	17.7	23.52	35.28	93.38
	Kartarpur	10	4	0	0	1	15
	Nakodar	0	0	0	0	0	0
	Noor Mahal	9.5	3	0	1	0	13.5
	Philaur	5	10	0	0	0	15
	Shahkot	12	12	0	0	2	26
	Goraya	7.22	5.22	0	2.03	0	14.47
	Bhogpur	8	4	0	6	5	23
	Lohian Khas	14.6	8.65	0	5.9	0	29.15
	<b>Sub-Total</b>	<b>93.59</b>	<b>58.1</b>	<b>18.7</b>	<b>41.25</b>	<b>43.78</b>	<b>255.42</b>
<b>19. Sangrur</b>							
	Malerkotla	16	46	5	0	1	68
	Sangrur	55	100	5	0	15	175
	Sunam	11	34	0	13	23	81
	Dhuri	39	31	2	10	6	88
	Longowal	6	19	0	0	0	25
	Ahmedgarh	14.8	51	0.2	0	0	66
	Lehragaga	10.5	20.5	0	0	0	31
	Bhiwanigarh	11	5	1	4	5	26
	Khanauri	21.05	5	0.05	0.85	0.05	27
	Cheema	0	14.5	6	9.5	0	30
	Dirba	3.8	3.95	0	4	0	11.75
	Moonak	14	5.5	0	5.5	0	25
	<b>Sub-Total</b>	<b>202.15</b>	<b>335.45</b>	<b>19.25</b>	<b>46.85</b>	<b>50.05</b>	<b>653.75</b>
<b>20. Barnala</b>							
	Barnala	12.15	76.45	4.15	49.5	18.5	160.75
	Tapa	2.5	5	3.1	3	2	15.6
	Bhadaur	5	9.5	0	0	1.32	15.82
	Dhanoula	3	9	1	1.72	7	21.72
	Handiaya	2	3	2	5	1	13
	<b>Sub-Total</b>	<b>24.65</b>	<b>102.95</b>	<b>10.25</b>	<b>59.22</b>	<b>29.82</b>	<b>226.89</b>
<b>21. Fazilka</b>							
	Abohar	8.24	64.85	0	41.41	43.5	158
	Jalalabad	6.3	9.35	0	15.65	0	31.3
	Fazilka	54.4	56.1	0	110.5	0	221
	<b>Sub-Total</b>	<b>68.94</b>	<b>130.3</b>	<b>0</b>	<b>167.56</b>	<b>43.5</b>	<b>410.3</b>
<b>22. Pathankot</b>							
	Pathankot	15.01	42.23	0	72	0	129.24
	sujanpur	11.5	15	0	18	0	44.5
	<b>Sub-Total</b>	<b>26.51</b>	<b>57.23</b>	<b>0</b>	<b>90</b>	<b>0</b>	<b>173.74</b>
	<b>Grand Total</b>	<b>3748.53</b>	<b>6893.39</b>	<b>206.32</b>	<b>2670.34</b>	<b>503.78</b>	<b>14022.36</b>

Transport and Communication

Table No. 16 No. of Post Offices, Telegraph Offices, Telephone Connections and Public Call Offices in Municipal Area 2013-14

SN/ Name of the District	Name of the Municipality/ Municipal Corp.	Postal Facilities			Telephone Facilities	
		Post Offices	Telegraph Offices	Letter Boxes	Telephone Connections	Public Call Offices
1/2	3	4	5	6	7	8
<b>1. Kapurthala</b>						
	Kapurthala	20	0	22	5006	106
	Phagwara	6	0	15	7446	60
	Sultanpur Lodhi	2	0	11	658	8
	Dhilwan	1	0	10	367	169
	Begowal	1	0	4	797	17
	Bhulath	1	0	7	864	21
	Nadala	1	0	3	116	7
	<b>Sub-Total</b>	<b>32</b>	<b>0</b>	<b>72</b>	<b>15254</b>	<b>388</b>
<b>2. Fatehgarh Sahib</b>						
	Amlon	1	0	3	770	5
	Sirhind	3	0	10	2000	13
	Gobindgarh	2	0	8	3819	15
	Bassi Pathana	1	0	5	532	5
	Khamano	1	0	2	650	2
	<b>Sub-Total</b>	<b>8</b>	<b>0</b>	<b>28</b>	<b>7771</b>	<b>40</b>
<b>3. Mansa</b>						
	Mansa	1	1	15	6541	13
	Budhlada	1	0	12	2687	9
	Bareta	1	0	5	1601	8
	Bhikhi	1	0	3	967	6
	Sardulgarh	1	0	3	852	9
	Boha	0	0	0	0	0
	<b>Sub-Total</b>	<b>5</b>	<b>1</b>	<b>38</b>	<b>12648</b>	<b>45</b>
<b>4. Firozpur</b>						
	Firozpur	10	0	32	5420	74
	Talwandi Bhai	1	0	2	750	5
	Zira	1	0	9	2460	59
	Guru Har Sahai	1	0	11	1630	35
	Makhu	1	0	5	1100	25
	Mudakki	1	0	2	0	0
	Malanwali khas	1	0	2	0	0
	<b>Sub-Total</b>	<b>16</b>	<b>0</b>	<b>63</b>	<b>11360</b>	<b>198</b>
<b>5. Ludhiana</b>						
	Ludhiana	46	0	331	90114	236
	Samrala	2	0	7	1936	5
	Khanna	4	0	21	10117	4
	Doraha	2	0	4	4350	7
	Jagraon	4	0	22	4516	13
	Raikot	1	0	5	2719	0
	Mulanpur	1	0	5	2857	2
	Payal	1	0	4	1208	0
	Machhiwara	1	0	7	1276	2
	Maloud	1	0	8	577	0
	Sahnewal	2	0	5	2278	5
	<b>Sub-Total</b>	<b>65</b>	<b>0</b>	<b>419</b>	<b>121948</b>	<b>274</b>
<b>6. Patiala</b>						
	Ghagga	1	0	1	412	10
	Bhadson	1	0	1	421	5
	Ghanaur	1	0	1	618	1
	Nabha	2	0	7	4700	10
	Patiala	17	0	25	59465	562
	Patran	1	0	2	1881	0
	Rajpura	5	0	12	6810	9
	Samana	1	0	11	3205	1
	Sanaur	1	0	1	474	0
	<b>Sub-Total</b>	<b>30</b>	<b>0</b>	<b>61</b>	<b>77986</b>	<b>598</b>
<b>7. Amritsar</b>						
	Amritsar	41	2	377	10220	1510
	Jandiala	1	1	8	1160	11
	Ramdas	1	0	5	610	2
	Majitha	1	1	8	0	0
	Rayya	1	0	0	0	0
	Raja Sansi	1	1	4	288	3
	Ajnala	1	1	3	520	7
	<b>Sub-Total</b>	<b>47</b>	<b>6</b>	<b>405</b>	<b>12798</b>	<b>1533</b>

8. Tarn Taran						
	Tarn Taran	2	0	10	1682	0
	Patti	2	0	4	808	0
	Khemkaran	1	0	1	114	0
	Bhikhiwind	0	0	0	0	0
	<b>Sub-Total</b>	<b>5</b>	<b>0</b>	<b>15</b>	<b>2604</b>	<b>0</b>
9. Hoshiarpur						
	Sham Churasi	1	0	5	820	0
	Hoshiarpur	19	2	85	16000	40
	Hariyana	1	1	5	1200	4
	Gardhiwal	1	1	4	1757	10
	Garh Shankar	1	1	7	4600	1
	Tanda	2	1	5	2690	110
	Dasuya	4	1	24	2700	92
	Mukerian	1	1	13	1391	42
	Mahilpur	1	0	7	850	20
	Talwara	1	1	4	780	25
	<b>Sub-Total</b>	<b>31</b>	<b>8</b>	<b>155</b>	<b>32008</b>	<b>319</b>
10. Shaheed Bhagat Singh Nagar						
	Nawan Shehar	3	0	8	5885	105
	Banga	1	0	4	3375	50
	Balachaur	1	0	2	1508	25
	Rahon	1	0	2	1520	18
	<b>Sub-Total</b>	<b>6</b>	<b>0</b>	<b>16</b>	<b>12288</b>	<b>198</b>
11. Gurdaspur						
	Qadian	1	0	3	1042	17
	Shri Hargobindpur	1	0	1	200	3
	Dina Nagar	1	0	5	1717	41
	Batala	6	0	10	5475	137
	Dhariwal	1	0	1	576	33
	Dera Baba Nanak	1	0	6	199	6
	Gurdaspur	2	1	18	3703	64
	Fatehgarh Churian	1	0	1	388	12
	<b>Sub-Total</b>	<b>14</b>	<b>1</b>	<b>45</b>	<b>13300</b>	<b>313</b>
12. Faridkot						
	Faridkot	3	1	40	6563	102
	Kotkapura	2	1	17	7293	74
	Jaitu	1	1	21	3222	68
	<b>Sub-Total</b>	<b>6</b>	<b>3</b>	<b>78</b>	<b>17078</b>	<b>244</b>
13. Muktsar						
	Muktsar	3	3	32	8013	8
	Malout	1	1	5	5307	1
	Gidderbaha	1	1	9	2913	1
	Bariwala	1	1	3	853	3
	<b>Sub-Total</b>	<b>6</b>	<b>6</b>	<b>49</b>	<b>17086</b>	<b>13</b>
14. Moga						
	Dharamkot	1	0	2	880	9
	Badhni Kalan	1	0	2	465	10
	Bagha Purana	1	1	5	2620	42
	Moga	6	6	57	13352	150
	Nihal Singh Wala	1	0	1	555	6
	Kot Ise Khan	1	0	2	430	3
	<b>Sub-Total</b>	<b>11</b>	<b>7</b>	<b>69</b>	<b>18302</b>	<b>220</b>
15. Rupnagar						
	Rupnagar	3	0	31	3700	25
	Morinda	1	0	4	3562	10
	Shri Anandpur Sahib	1	0	8	1156	20
	Nangal	7	0	26	4377	56
	Shri Chamkaur Sahib	1	0	8	2337	35
	Shri Kiratpur Sahib	0	0	0	0	0
	Nurpur Bedi	1	0	1	0	0
	<b>Sub-Total</b>	<b>14</b>	<b>0</b>	<b>78</b>	<b>15132</b>	<b>146</b>
16. Sahibzada Ajit Singh Nagar						
	S.A.S. Nagar	10	1	55	31979	636
	Kurali	1	1	11	2953	52
	Kharar	1	1	15	3860	91
	Dera Bassi	1	1	7	5581	99
	Zirakpur	2	0	12	4498	125
	Naya-Gaon	1	1	2	308	69
	Banur	1	1	7	1062	9
	Lalru	1	0	6	313	8
	<b>Sub-Total</b>	<b>18</b>	<b>6</b>	<b>115</b>	<b>50554</b>	<b>1089</b>

<b>17. Bathinda</b>						
	Bathinda	9	0	64	15280	5
	Bhucho	1	1	5	1185	27
	Goniana	1	0	6	974	7
	Kot Fattah	1	0	1	161	2
	Maur	1	0	8	1209	1
	Rama	1	1	6	924	22
	Rampura Phool	2	0	6	2689	22
	Sangat	1	0	2	334	0
	Talwandi Sabo	1	0	4	680	31
	Bhgta	1	1	1	573	4
	Kotshamir	0	0	0	179	0
	Lehra Mohabbat	0	0	0	380	0
	Nathana	0	0	0	551	0
	Chowke	0	0	0	131	0
	Rampura	0	0	0	20	0
	Balianwali	0	0	0	228	0
	Mandi Kalan	0	0	0	193	0
	Maluka	0	0	0	134	0
	Bhairupa	0	0	0	459	0
	Kotha Guru	0	0	0	65	0
	Mehraj	0	0	0	204	0
	<b>Sub-Total</b>	<b>19</b>	<b>3</b>	<b>103</b>	<b>26553</b>	<b>121</b>
<b>18. Jalandhar</b>						
	Adampur	1	1	4	3200	2
	Alawalpur	1	1	5	1301	1
	Jalandhar	50	7	315	119110	2179
	Kartarpur	2	1	10	3531	9
	Nakodar	5	1	19	3711	8
	Noor Mahal	2	1	13	3104	6
	Philaur	3	1	8	4340	17
	Shahkot	1	1	3	3000	50
	Goraya	1	1	3	500	14
	Bhogpur	1	0	5	3095	13
	Lohian Khas	1	1	2	1411	1
	<b>Sub-Total</b>	<b>68</b>	<b>16</b>	<b>387</b>	<b>146303</b>	<b>2300</b>
<b>19. Sangrur</b>						
	Malerkotla	3	0	17	5026	38
	Sangrur	5	0	18	6936	52
	Sunam	2	0	8	4077	26
	Dhuri	2	0	8	4782	95
	Longowal	2	0	6	488	12
	Ahmedgarh	1	0	15	2811	2
	Lehragaga	2	0	8	1197	12
	Bhiwanigarh	1	0	7	1141	3
	Khanauri	1	0	3	388	2
	Cheema	1	0	1	861	9
	Dirba	1	0	8	569	7
	Moonak	1	0	5	472	5
	<b>Sub-Total</b>	<b>22</b>	<b>0</b>	<b>104</b>	<b>28748</b>	<b>263</b>
<b>20. Barnala</b>						
	Barnala	5	1	20	8784	62
	Tapa	1	0	5	1228	11
	Bhadaur	1	0	4	592	10
	Dhanoula	1	0	3	952	14
	Handiaya	1	0	1	703	6
	<b>Sub-Total</b>	<b>9</b>	<b>1</b>	<b>33</b>	<b>12259</b>	<b>103</b>
<b>21. Fazilka</b>						
	Abohar	10	0	45	11725	226
	Jalalabad	2	0	13	1816	64
	Fazilka	10	0	20	4285	50
	<b>Sub-Total</b>	<b>22</b>	<b>0</b>	<b>78</b>	<b>17826</b>	<b>340</b>
<b>22. Pathankot</b>						
	Pathankot	13	4	56	28850	12
	sujanpur	1	1	6	7500	50
	<b>Sub-Total</b>	<b>14</b>	<b>5</b>	<b>62</b>	<b>36350</b>	<b>62</b>
	<b>Grand Total</b>	<b>468</b>	<b>63</b>	<b>2473</b>	<b>706156</b>	<b>8807</b>



**Employment in Municipalities**

**Table No. 17 Category-wise Employment and Emoluments 2013-14**

SN/ Name of the District	Name of the Municipality/ Municipal Corpn.	Employment under Public Utility Undertakings											Other Employees						Grand Total				
		Elec. Light & Power Supply		Water Supply		Sanitary Services		Transporation		Others		Total		Education		Medical and Health		Others			Total		
		No.	Wages & Salaries (Rs.000)	No.	Wages & Salaries (Rs.000)	No.	Wages & Salaries (Rs.000)	No.	Wages & Salaries (Rs.000)	No.	Wages & Salaries (Rs.000)	No.	Wages & Salaries (Rs.000)	No.	Wages & Salaries (Rs.000)	No.	Wages & Salaries (Rs.000)	No.	Wages & Salaries (Rs.000)	No.	Wages & Salaries (Rs.000)	No.	Wages & Salaries (Rs.000)
1/2	3	4	5	6	7	8	9	10	11	12	13	14	15	16	17	18	19	20	21	22	23	24	25
<b>1. Kapurthala</b>																							
	Kapurthala	1	158000	46	14200000	162	43536000	0	0	89	25864000	298	83758000	3	1250000	0	0	0	0	3	1250000	301	85008000
	Phagwara	0	0	25	13084000	230	50296000	0	0	0	0	255	63380000	0	0	0	0	0	0	0	0	255	63380000
	Sultanpur Lodhi	0	0	4	1450000	18	4550000	0	0	6	1459000	28	7459000	0	0	0	0	35	5957000	35	5957000	63	13416000
	Dhilwan	2	1310000	4	495000	25	1630000	4	261000	0	0	35	3696000	0	0	0	0	0	0	0	0	35	3696000
	Begowal	1	325000	1	325000	0	0	0	0	4	3545000	6	4195000	0	0	0	0	0	0	0	0	6	4195000
	Bhulath	1	325000	1	325000	10	1440000	4	576000	0	0	16	2666000	0	0	0	0	4	4948000	4	4948000	20	7614000
	Nadala	0	0	0	0	0	0	0	0	0	0	0	0	0	0	0	0	0	0	0	0	0	0
	<b>Sub-Total</b>	<b>5</b>	<b>2118000</b>	<b>81</b>	<b>29879000</b>	<b>445</b>	<b>101452000</b>	<b>8</b>	<b>837000</b>	<b>99</b>	<b>30868000</b>	<b>638</b>	<b>165154000</b>	<b>3</b>	<b>1250000</b>	<b>0</b>	<b>0</b>	<b>39</b>	<b>10905000</b>	<b>42</b>	<b>12155000</b>	<b>680</b>	<b>1.77E+08</b>
<b>2. Fatehgarh Sahib</b>																							
	Amlon	0	0	0	0	0	0	0	0	0	0	0	0	0	0	0	0	0	0	0	0	0	0
	Sirhind	1	384000	9	3094000	61	11089000	0	0	0	0	71	14567000	0	0	0	0	29	29115000	29	29115000	100	43682000
	Gobindgarh	1	360000	57	35324000	131	44665000	0	0	0	0	189	80349000	10	3572000	0	0	0	0	10	3572000	199	83921000
	Bassi Pathana	0	0	0	0	0	0	0	0	0	0	0	0	0	0	0	0	0	0	0	0	0	0
	Khamano	2	180000	2	180000	22	2700000	0	0	9	4961000	35	8021000	0	0	0	0	0	0	0	0	35	8021000
	<b>Sub-Total</b>	<b>4</b>	<b>924000</b>	<b>68</b>	<b>38598000</b>	<b>214</b>	<b>58454000</b>	<b>0</b>	<b>0</b>	<b>9</b>	<b>4961000</b>	<b>295</b>	<b>102937000</b>	<b>10</b>	<b>3572000</b>	<b>0</b>	<b>0</b>	<b>29</b>	<b>29115000</b>	<b>39</b>	<b>32687000</b>	<b>334</b>	<b>1.36E+08</b>
<b>3. Mansa</b>																							
	Mansa	1	498000	0	0	78	21951000	0	0	0	0	79	22449000	4	484000	0	0	70	76898000	74	77382000	153	99831000
	Budhlada	1	509000	0	0	31	9316000	0	0	0	0	32	9825000	0	0	0	0	10	4761000	10	4761000	42	14586000
	Bareta	0	0	7	1625000	20	4376000	0	0	0	0	27	6001000	0	0	0	0	13	4441000	13	4441000	40	10442000
	Bhikhi	0	0	0	0	0	0	0	0	0	0	0	0	0	0	0	0	20	6829000	20	6829000	20	6829000
	Sardulgarh	2	788000	4	1489000	14	3424000	0	0	7	2732000	27	8433000	27	8413000	0	0	21	5795000	48	14208000	75	22641000
	Boha	0	0	0	0	0	0	0	0	0	0	0	0	0	0	0	0	0	0	0	0	0	0
	<b>Sub-Total</b>	<b>4</b>	<b>1795000</b>	<b>11</b>	<b>3114000</b>	<b>143</b>	<b>39067000</b>	<b>0</b>	<b>0</b>	<b>7</b>	<b>2732000</b>	<b>165</b>	<b>46708000</b>	<b>31</b>	<b>8897000</b>	<b>0</b>	<b>0</b>	<b>134</b>	<b>98724000</b>	<b>165</b>	<b>107621000</b>	<b>330</b>	<b>1.54E+08</b>
<b>4. Firozpur</b>																							
	Firozpur	0	0	28	19574000	92	31261000	0	0	76	42769000	196	93604000	0	0	0	0	0	0	0	0	196	93604000
	Talwandi Bhai	0	0	7	3415000	11	3675000	0	0	20	12208000	38	19298000	0	0	0	0	0	0	0	0	38	19298000
	Zira	1	395000	8	2616000	49	10465000	0	0	30	6159000	88	19635000	0	0	0	0	0	0	0	0	88	19635000
	Guru Har Sahai	0	0	8	2475000	24	6166000	0	0	16	7254000	48	15895000	0	0	0	0	0	0	0	0	48	15895000
	Makhu	1	341000	1	375000	21	4618000	0	0	12	6607000	35	11941000	0	0	0	0	0	0	0	0	35	11941000
	Mudakki	0	0	7	5037000	0	0	0	0	0	0	7	5037000	0	0	0	0	0	0	0	0	7	5037000
	Malanwali khas	0	0	0	0	0	0	0	0	6	2588000	6	2588000	0	0	0	0	0	0	0	0	6	2588000
	<b>Sub-Total</b>	<b>2</b>	<b>736000</b>	<b>59</b>	<b>33492000</b>	<b>197</b>	<b>56185000</b>	<b>0</b>	<b>0</b>	<b>160</b>	<b>77585000</b>	<b>418</b>	<b>167998000</b>	<b>0</b>	<b>0</b>	<b>0</b>	<b>0</b>	<b>0</b>	<b>0</b>	<b>0</b>	<b>0</b>	<b>418</b>	<b>1.68E+08</b>

<b>5. Ludhiana</b>																						
Ludhiana	181	61800	1642	481041	4331	1014138	0	0	3036	1204949	9190	2761928	24	5690	0	0	0	0	24	5690	9214	2767618
Samrala	1	394	4	1555	22	4536	0	0	22	15403	49	21888	0	0	0	0	0	0	0	0	49	21888
Khanna	2	627	27	13896	196	63987	0	0	147	74682	372	153192	0	0	3	1298	0	0	3	1298	375	154490
Doraha	1	450	3	1850	32	9010	0	0	0	0	36	11310	4	2022	0	0	21	9296	25	11318	61	22628
Jagraon	6	843	54	4858	154	20349	0	0	0	0	214	26050	0	0	1	1000	72	20736	73	21736	287	47786
Raikot	2	1056	3	1710	50	14050	0	0	0	0	55	16816	0	0	0	0	22	8144	22	8144	77	24960
Mulanpur	1	459	3	415	14	4082	0	0	0	0	18	4956	0	0	0	0	21	12531	21	12531	39	17487
Payal	2	110	2	550	20	1800	1	120	30	9092	55	11672	0	0	0	0	0	0	0	0	55	11672
Machhiwara	1	617	3	1422	26	8948	0	0	14	10741	44	21728	10	4647	0	0	3	635	13	5282	57	27010
Maloud	0	0	1	50	15	1740	0	0	0	0	16	1790	0	0	0	0	8	4329	8	4329	24	6119
Sahnawal	2	690	0	0	32	6462	0	0	31	12858	65	20010	0	0	0	0	0	0	0	0	65	20010
<b>Sub-Total</b>	<b>199</b>	<b>67046</b>	<b>1742</b>	<b>507347</b>	<b>4892</b>	<b>1149102</b>	<b>1</b>	<b>120</b>	<b>3280</b>	<b>1327725</b>	<b>10114</b>	<b>3051340</b>	<b>38</b>	<b>12359</b>	<b>4</b>	<b>2298</b>	<b>147</b>	<b>55671</b>	<b>189</b>	<b>70328</b>	<b>10303</b>	<b>3121668</b>
<b>6. Patiala</b>																						
Ghagga	0	0	2	582121	0	0	4	302301	5	1601235	11	2485657	0	0	0	0	0	0	0	0	11	2485657
Bhadson	0	0	0	0	0	0	0	0	6	1828536	6	1828536	0	0	0	0	0	0	0	0	6	1828536
Ghanaur	0	0	0	0	0	0	0	0	0	0	0	0	0	0	0	0	0	0	0	0	0	0
Nabha	0	0	9	4151000	117	35121000	0	0	61	39508000	187	78780000	0	0	0	0	0	0	0	0	187	78780000
Patiala	12	3832715	212	4521214	589	127511615	0	0	0	0	813	135865544	0	0	0	0	339	65121922	339	65121922	1152	200987466
Patran	3	550000	9	1248000	57	8890000	0	0	0	0	69	10688000	0	0	0	0	0	0	0	0	69	10688000
Rajpura	3	1318000	4	4013000	298	82674000	7	1491000	125	71357000	437	160853000	2	527000	0	0	0	0	2	527000	439	161380000
Samana	1	481500	3	3210100	100	29371121	0	0	0	0	104	33062721	0	0	0	0	31	17142304	31	17142304	135	50205025
Sanaur	0	0	2	544000	20	3708000	0	0	6	2215000	28	6467000	0	0	0	0	0	0	0	0	28	6467000
<b>Sub-Total</b>	<b>19</b>	<b>6182215</b>	<b>241</b>	<b>18269435</b>	<b>1181</b>	<b>287275736</b>	<b>11</b>	<b>1793301</b>	<b>203</b>	<b>116509771</b>	<b>1655</b>	<b>430030458</b>	<b>2</b>	<b>527000</b>	<b>0</b>	<b>0</b>	<b>370</b>	<b>82264226</b>	<b>372</b>	<b>82791226</b>	<b>2027</b>	<b>5.13E+08</b>
<b>7. Amritsar</b>																						
Amritsar	36	57.05	1560	2199.1	2290	4628.72	0	0	2130	3429.14	5516	10314.02	0	0	0	0	0	0	0	0	5516	10314
Jandiala	2	8.5	5	21.95	25	85.56	0	0	26	151.77	58	267.78	0	0	0	0	0	0	0	0	58	26778
Ramdas	0	0	0	0	0	0	0	0	0	0	0	0	0	0	0	0	4	22.07	8	2.11	12	24.18
Majitha	0	0	2	4.1	11	34.2	0	0	0	0	14	44.71	0	0	0	0	0	0	0	0	14	44.71
Rayya	0	0	3	9.35	29	60.84	0	0	0	0	0	0	2	7.12	0	0	24	127.12	24	130.43	56	173.92
Raja Sansi	2	5.12	2	11.16	32	0	0	0	7	27.76	11	43.98	0	0	0	0	0	0	0	0	11	43.98
Ajnala	0	0	0	0	0	0	0	0	0	0	0	0	0	0	0	0	0	0	0	0	0	19731
<b>Sub-Total</b>	<b>40</b>	<b>70.67</b>	<b>1572</b>	<b>2245.66</b>	<b>2387</b>	<b>4809.32</b>	<b>0</b>	<b>0</b>	<b>2163</b>	<b>3608.67</b>	<b>5599</b>	<b>10670.49</b>	<b>2</b>	<b>7.12</b>	<b>0</b>	<b>0</b>	<b>28</b>	<b>149.19</b>	<b>32</b>	<b>132.54</b>	<b>5667</b>	<b>57109.8</b>
<b>8. Tarn Taran</b>																						
Tarn Taran	3	1440000	7	5154000	73	25413000	0	0	44	15953000	127	47960000	0	0	0	0	0	0	0	0	127	47960000
Patti	0	0	5	1095000	38	10253000	0	0	0	0	43	11348000	0	0	0	0	34	14475000	34	14475000	77	25823000
Khemkaran	0	0	0	0	0	0	0	0	0	0	0	0	0	0	0	0	10	2921000	10	2921000	10	2921000
Bhikhiwind	0	0	0	0	0	0	0	0	0	0	0	0	0	0	0	0	0	0	0	0	0	0
<b>Sub-Total</b>	<b>3</b>	<b>1440000</b>	<b>12</b>	<b>6249000</b>	<b>111</b>	<b>35666000</b>	<b>0</b>	<b>0</b>	<b>44</b>	<b>15953000</b>	<b>170</b>	<b>59308000</b>	<b>0</b>	<b>0</b>	<b>0</b>	<b>0</b>	<b>44</b>	<b>17396000</b>	<b>44</b>	<b>17396000</b>	<b>214</b>	<b>76704000</b>
<b>9. Hoshiarpur</b>																						
Sham Churasi	3	8	3	2	10	4	0	0	3	8	19	22	3	10	0	0	4	4	7	14	26	36
Hoshiarpur	2	5	39	156	280	691	0	0	20	103	341	955	3	11	0	0	105	572	108	583	449	1538
Hariyana	0	0	1	4	183	89	0	0	11	202	195	295	0	0	0	0	0	0	0	0	195	295
Gardhiwal	2	4	3	6	12	16	0	0	0	0	17	26	0	0	0	0	15	20	15	20	32	46
Garh Shankar	1	4	3	10	28	73	0	0	27	72	59	159	0	0	0	0	0	0	0	0	59	159
Tanda	1	6	6	13	47	86	0	0	20	114	74	219	5	12	0	0	0	0	5	12	79	231
Dasuya	0	0	0	0	18	28	0	0	18	103	36	131	0	0	0	0	28	90	28	90	64	221
Mukerian	5	14	9	17	62	13	0	0	27	98	103	142	0	0	0	0	0	0	0	0	103	142
Mahilpur	1	1	5	12	12	9	1	2	30	123	49	147	0	0	0	0	0	0	0	0	49	147
Talwara	0	0	0	0	0	0	0	0	0	0	0	0	0	0	0	0	0	0	0	0	0	0
<b>Sub-Total</b>	<b>15</b>	<b>42</b>	<b>69</b>	<b>220</b>	<b>652</b>	<b>1009</b>	<b>1</b>	<b>2</b>	<b>156</b>	<b>823</b>	<b>893</b>	<b>2096</b>	<b>11</b>	<b>33</b>	<b>0</b>	<b>0</b>	<b>152</b>	<b>686</b>	<b>163</b>	<b>719</b>	<b>1056</b>	<b>2815</b>

10. Shaheed Bhagat Singh Nagar																							
	Nawan Shehar	1	387000	10	3468000	125	21728000	0	0	70	38942000	206	64525000	0	0	0	0	0	0	0	206	64525000	
	Banga	6	1810280	0	0	35	8400000	0	0	44	247889720	85	258100000	0	0	0	0	4	299856	4	299856	89	258399856
	Balachaur	0	0	0	0	0	0	0	0	0	0	0	0	3	1392000	0	0	37	16360000	40	17752000	40	17752000
	Rahon	0	0	0	0	0	0	0	0	29	9357000	29	9357000	0	0	0	0	0	0	0	0	29	9357000
	<b>Sub-Total</b>	<b>7</b>	<b>2197280</b>	<b>10</b>	<b>3468000</b>	<b>160</b>	<b>30128000</b>	<b>0</b>	<b>0</b>	<b>143</b>	<b>296188720</b>	<b>320</b>	<b>331982000</b>	<b>3</b>	<b>1392000</b>	<b>0</b>	<b>0</b>	<b>41</b>	<b>16659856</b>	<b>44</b>	<b>18051856</b>	<b>364</b>	<b>3.5E+08</b>
11. Gurdaspur																							
	Qadian	1	214000	5	580000	27	5973000	0	0	29	19036000	62	25803000	0	0	0	0	0	0	0	62	25803000	
	Shri Hargobindpur	0	0	2	728000	4	311000	0	0	2	794000	8	1833000	0	0	0	0	7	642000	7	642000	15	2475000
	Dina Nagar	0	0	8	5580000	41	9938000	0	0	27	10246000	76	25764000	0	0	0	0	0	0	0	76	25764000	
	Batala	0	0	20	5765000	163	45669000	0	0	0	0	183	51434000	0	0	6	1818000	131	42272000	137	44090000	320	95524000
	Dhariwal	0	0	3	772000	32	7864000	0	0	27	13876000	62	22512000	0	0	0	0	0	0	0	62	22512000	
	Dera Baba Nanak	0	0	1	289000	15	950000	0	0	6	2550000	22	3789000	0	0	0	0	0	0	0	22	3789000	
	Gurdaspur	0	0	18	8650000	116	30397000	0	0	84	12865000	218	51912000	0	0	0	0	0	0	0	218	51912000	
	Fatehgarh Churian	0	0	1	400000	11	2634000	0	0	0	0	12	3034000	0	0	0	0	18	8418000	18	8418000	30	11452000
	<b>Sub-Total</b>	<b>1</b>	<b>214000</b>	<b>58</b>	<b>22764000</b>	<b>409</b>	<b>103736000</b>	<b>0</b>	<b>0</b>	<b>175</b>	<b>59367000</b>	<b>643</b>	<b>186081000</b>	<b>0</b>	<b>0</b>	<b>6</b>	<b>1818000</b>	<b>156</b>	<b>51332000</b>	<b>162</b>	<b>53150000</b>	<b>805</b>	<b>2.39E+08</b>
12. Faridkot																							
	Faridkot	0	0	18	5014000	196	54820000	0	0	51	74794000	265	134628000	0	0	0	0	0	0	0	265	134628000	
	Kotkapura	0	0	15	4671000	187	52339000	0	0	69	101193000	271	158203000	0	0	0	0	0	0	0	271	158203000	
	Jaitu	0	0	0	0	0	0	0	0	0	0	0	0	0	0	0	0	0	0	0	0	0	0
	<b>Sub-Total</b>	<b>0</b>	<b>0</b>	<b>33</b>	<b>9685000</b>	<b>383</b>	<b>107159000</b>	<b>0</b>	<b>0</b>	<b>120</b>	<b>175987000</b>	<b>536</b>	<b>292831000</b>	<b>0</b>	<b>0</b>	<b>0</b>	<b>0</b>	<b>0</b>	<b>0</b>	<b>0</b>	<b>536</b>	<b>2.93E+08</b>	
13. Muktsar																							
	Muktsar	1	7	0	0	119	267	0	0	73	369	193	643	0	0	0	0	0	0	0	193	643	
	Malout	0	0	17	22	103	166	0	0	0	0	120	188	0	0	0	0	0	0	0	120	188	
	Gidderbaha	3	8	13	23	69	123	0	0	12	35	97	189	2	5	0	0	42	173	44	178	141	367
	Bariwala	0	0	0	0	11	29	0	0	3	20	14	49	0	0	0	0	0	0	0	14	49	
	<b>Sub-Total</b>	<b>4</b>	<b>15</b>	<b>30</b>	<b>45</b>	<b>302</b>	<b>585</b>	<b>0</b>	<b>0</b>	<b>88</b>	<b>424</b>	<b>424</b>	<b>1069</b>	<b>2</b>	<b>5</b>	<b>0</b>	<b>0</b>	<b>42</b>	<b>173</b>	<b>44</b>	<b>178</b>	<b>468</b>	<b>1247</b>
14. Moga																							
	Dharamkot	0	0	0	0	13	4365000	0	0	22	11606000	35	15971000	0	0	0	0	0	0	0	35	15971000	
	Badhni Kalan	0	0	0	0	9	1890000	0	0	15	837000	24	2727000	0	0	0	0	0	0	0	24	2727000	
	Bagha Purana	0	0	5	827000	41	11136000	0	0	20	17227000	66	29190000	0	0	0	0	0	0	0	66	29190000	
	Moga	1	679000	32	13554000	416	102049000	0	0	0	0	449	116582000	0	0	0	0	0	13392000	0	13392000	449	129974000
	Nihal Singh Wala	0	0	0	0	0	0	0	0	4	999000	4	999000	0	0	0	0	0	0	0	0	0	0
	Kot Ise Khan	0	0	0	0	1	119559	0	0	5	2309000	6	2428000	0	0	0	0	0	0	0	0	0	0
	<b>Sub-Total</b>	<b>1</b>	<b>679000</b>	<b>37</b>	<b>14381000</b>	<b>480</b>	<b>119559559</b>	<b>0</b>	<b>0</b>	<b>66</b>	<b>32978000</b>	<b>584</b>	<b>167897000</b>	<b>0</b>	<b>0</b>	<b>0</b>	<b>0</b>	<b>0</b>	<b>13392000</b>	<b>0</b>	<b>13392000</b>	<b>574</b>	<b>1.78E+08</b>
15. Rupnagar																							
	Rupnagar	1	273000	22	78	55	12636000	0	0	47	864000	125	13773078	9	420000	0	0	0	0	9	420000	134	14193078
	Morinda	0	0	0	0	0	0	0	0	0	0	0	0	0	0	0	0	0	0	0	0	0	0
	Shri Anandpur Sahib	0	0	0	0	16	40000	0	0	0	0	16	40000	0	0	0	0	0	0	0	16	40000	
	Nangal	2	0	0	906800000	0	15617000	0	6768000	0	6768000	2	935953000	0	23069000	0	257000	0	644	0	23326644	2	959279644
	Shri Chamkaur Sahib	12	163000	0	0	25	1934000	0	0	1	1240000	38	3337000	0	0	0	0	0	0	0	38	3337000	
	Shri Kiratpur Sahib	0	0	0	0	0	0	0	0	0	0	0	0	0	0	0	0	0	0	0	0	0	0
	Nurpur Bedi	0	0	0	0	0	0	0	0	0	0	0	0	0	0	0	0	0	0	0	0	0	0
	<b>Sub-Total</b>	<b>15</b>	<b>436000</b>	<b>22</b>	<b>906800078</b>	<b>96</b>	<b>30227000</b>	<b>0</b>	<b>6768000</b>	<b>48</b>	<b>8872000</b>	<b>181</b>	<b>953103078</b>	<b>9</b>	<b>23489000</b>	<b>0</b>	<b>257000</b>	<b>0</b>	<b>644</b>	<b>9</b>	<b>23746644</b>	<b>190</b>	<b>9.77E+08</b>

**16. Sahibzada Ajit Singh Nagar**

S.A.S. Nagar	4	1856	33	9706	141	40176	0	0	180	39579	358	91317	4	739	0	0	0	0	4	739	362	92056
Kurali	0	0	7	2070	60	15881	0	0	0	0	67	17951	0	0	0	0	0	0	0	0	67	17951
Kharar	0	0	19	6424	26	8614	0	0	46	46678	91	61716	0	0	0	0	0	0	0	0	91	61716
Dera Bassi	6	362	6	2338	39	7259	0	0	42	22075	93	32034	0	0	0	0	0	0	0	0	93	32034
Zirakpur	0	0	1	340	3	1129	0	0	27	56951	31	58420	0	0	0	0	0	0	0	0	31	58420
Naya-Gaon	0	0	0	0	0	0	0	0	9	2731	9	2731	0	0	0	0	0	0	0	0	9	2731
Banur	2	123	20	7535	59	7689	0	0	0	0	81	15347	0	0	0	0	0	0	0	0	81	15347
Lalru	0	0	1	1201	1	1381	0	0	8	11835	10	14417	0	0	0	0	0	0	0	0	10	14417
<b>Sub-Total</b>	<b>12</b>	<b>2341</b>	<b>87</b>	<b>29614</b>	<b>329</b>	<b>82129</b>	<b>0</b>	<b>0</b>	<b>312</b>	<b>179849</b>	<b>740</b>	<b>293933</b>	<b>4</b>	<b>739</b>	<b>0</b>	<b>0</b>	<b>0</b>	<b>0</b>	<b>4</b>	<b>739</b>	<b>744</b>	<b>294672</b>

**17. Bathinda**

Bathinda	14	6339000	65	22663000	938	250687000	0	0	139	49176000	1156	328865000	0	0	0	0	166	9087000	166	9087000	1322	419735000
Bhucho	0	0	6	1365000	23	5713000	0	0	0	0	29	7078000	0	0	0	0	34	10448000	34	10448000	63	17526000
Goniana	0	0	5	1102000	24	6153000	0	0	0	0	29	7255000	0	0	0	0	14	935000	0	0	43	16605000
Kot Fattah	0	0	0	0	0	0	0	0	0	0	0	0	0	0	0	0	0	0	0	0	0	0
Maur	0	0	0	0	0	0	0	0	0	0	0	0	0	0	0	0	0	0	0	0	0	0
Rama	9	243000	30	8125000	0	0	0	0	20	7696000	59	18251000	0	0	0	0	0	0	0	0	59	18251000
Rampura Phool	0	0	0	0	0	0	0	0	0	0	0	0	0	0	0	0	0	0	0	0	0	0
Sangat	0	0	2	515000	2	358000	0	0	0	0	4	873000	5	1217000	0	0	5	1215000	10	3432000	14	4305000
Talwandi Sabo	0	0	0	0	0	0	0	0	0	0	0	0	0	0	0	0	0	0	0	0	0	0
Bhgta	0	0	0	0	0	0	0	0	0	0	0	0	0	0	0	0	0	0	0	0	0	0
Kotshamir	0	0	0	0	0	0	0	0	0	0	0	0	0	0	0	0	0	0	0	0	0	0
Lehra	0	0	0	0	0	0	0	0	0	0	0	0	0	0	0	0	0	0	0	0	0	0
Mohabbat																						
Nathana	0	0	0	0	0	0	0	0	0	0	0	0	0	0	0	0	0	0	0	0	0	0
Chowke	0	0	0	0	0	0	0	0	0	0	0	0	0	0	0	0	0	0	0	0	0	0
Rampura	0	0	0	0	0	0	0	0	0	0	0	0	0	0	0	0	0	0	0	0	0	0
Balianwali	0	0	0	0	0	0	0	0	0	0	0	0	0	0	0	0	0	0	0	0	0	0
Mandi Kalan	0	0	0	0	0	0	0	0	0	0	0	0	0	0	0	0	0	0	0	0	0	0
Maluka	0	0	0	0	0	0	0	0	0	0	0	0	0	0	0	0	0	0	0	0	0	0
Bhairupa	0	0	0	0	0	0	0	0	0	0	0	0	0	0	0	0	0	0	0	0	0	0
Kotha Guru	0	0	0	0	0	0	0	0	0	0	0	0	0	0	0	0	0	0	0	0	0	0
Mehraj	0	0	0	0	0	0	0	0	0	0	0	0	0	0	0	0	0	0	0	0	0	0
<b>Sub-Total</b>	<b>23</b>	<b>6582000</b>	<b>108</b>	<b>33770000</b>	<b>987</b>	<b>262911000</b>	<b>0</b>	<b>0</b>	<b>159</b>	<b>56872000</b>	<b>1277</b>	<b>362322000</b>	<b>5</b>	<b>1217000</b>	<b>0</b>	<b>0</b>	<b>219</b>	<b>21685000</b>	<b>210</b>	<b>22967000</b>	<b>1501</b>	<b>476422000</b>

**18. Jalandhar**

Adampur	0	0	2	722000	17	4283000	0	0	0	0	19	5005000	0	0	0	0	10	4177000	10	4177000	29	9182000
Alawalpur	0	0	1	241000	21	382000	0	0	4	1328000	26	1951000	0	0	0	0	0	0	0	0	26	1951000
Jalandhar	19	6657000	280	64826000	1188	273212000	0	0	0	0	1487	344695000	0	0	54	114583000	123	25202000	177	139785000	1664	484480000
Kartarpur	0	0	0	0	12	2986000	0	0	20	8365000	32	11351000	0	0	0	0	0	0	0	0	32	11351000
Nakodar													0	0	0	0	0	0	0	0		
Noor Mahal	2	519000	7	2213000	28	4989000	0	0	0	0	37	7721000	0	0	0	0	0	0	0	0	37	7721000
Philaur	0	0	5	2203000	29	7406000	0	0	13	9790000	47	19399000	0	0	0	0	0	0	0	0	47	19399000
Shahkot	1	477000	5	667000	19	5398000	25	1252000	0	0	50	7794000	0	0	0	0	0	0	0	0	50	7794000
Goraya	3	275000	3	820000	9	2716000	0	0	26	12803000	41	16614000	0	0	0	0	18	8067000	18	8067000	59	24681000
Bhogpur	1	489000	2	804000	16	2260000	0	0	8	6549000	27	10102000	2	775000	30	8946000	0	0	32	9721000	59	19823000
Lohian Khas	1	358000	1	358000	1	358000	0	0	10	2981000	13	4055000	0	0	0	0	0	0	0	0	13	4055000
<b>Sub-Total</b>	<b>27</b>	<b>8775000</b>	<b>306</b>	<b>72854000</b>	<b>1340</b>	<b>303990000</b>	<b>25</b>	<b>1252000</b>	<b>81</b>	<b>41816000</b>	<b>1779</b>	<b>428687000</b>	<b>2</b>	<b>775000</b>	<b>84</b>	<b>123529000</b>	<b>151</b>	<b>37446000</b>	<b>237</b>	<b>161750000</b>	<b>2016</b>	<b>5.9E+08</b>

19. Sangrur																							
	Malerkotla	4	1228	15	7498	129	32618	2	563	0	0	150	41907	14	6080	0	0	82	23998	96	30078	246	71985
	Sangrur	1	584	3	1080	223	63343	0	0	0	0	227	65007	14	7560	0	0	54	20416	68	27976	295	92983
	Sunam	2	780	5	1836	65	15118	0	0	0	0	72	17734	13	6003	0	0	41	31903	54	37906	126	55640
	Dhuri	1	408	10	1722	66	18415	2	656	0	0	79	21201	11	5374	0	0	5	5862	16	11236	95	32437
	Longowal	0	0	0	0	8	1374	1	237	0	0	9	1611	7	2728	0	0	5	3853	12	6581	21	8192
	Ahmedgarh	0	0	14	4663	58	14309	0	0	0	0	72	18972	2	839	0	0	104	35254	106	36093	178	55065
	Lehragaga	0	0	6	1854	13	8234	0	0	0	0	19	10088	11	5863	0	0	13	4074	24	9937	43	20025
	Bhiwanigarh	1	360	2	480	31	9246	0	0	0	0	34	10086	0	0	0	0	11	8419	11	8419	45	18505
	Khanauri	1	380	0	0	12	2114	0	0	0	0	13	2494	0	0	0	0	8	4492	8	4492	21	6986
	Cheema	0	0	0	0	19	4190	0	0	0	0	19	4190	0	0	0	0	10	3803	10	3803	29	7993
	Dirba	1	365	1	355	13	1324	0	0	0	0	15	2044	2	949	0	0	6	5472	8	6421	23	8465
	Moonak	1	358	7	693	20	3711	1	263	0	0	29	5025	8	3356	0	0	10	9432	18	12788	47	17813
	<b>Sub-Total</b>	<b>12</b>	<b>4463</b>	<b>63</b>	<b>20181</b>	<b>657</b>	<b>173996</b>	<b>6</b>	<b>1719</b>	<b>0</b>	<b>0</b>	<b>738</b>	<b>200359</b>	<b>82</b>	<b>38752</b>	<b>0</b>	<b>0</b>	<b>349</b>	<b>156978</b>	<b>431</b>	<b>195730</b>	<b>1169</b>	<b>396089</b>
20. Barnala																							
	Barnala	5	25000	2	5000	98	341000	5	26000	0	0	110	397000	16	6900	0	0	84	51300	100	58200	210	455200
	Tapa	1	0	7	3100	28	6900	0	0	0	0	36	10000	0	0	0	0	7	3700	7	3700	43	13700
	Bhadaur	0	0	2	600	16	3500	0	0	0	0	18	4100	0	0	0	0	6	2100	6	2100	24	6200
	Dhanoula	1	200	4	1500	15	3100	5	600	8	4000	33	9400	0	0	0	0	21	4000	21	4000	54	13400
	Handiaya	1	100	4	332	13	220	0	0	6	1944	24	2596	0	0	0	0	0	0	0	24	2596	
	<b>Sub-Total</b>	<b>8</b>	<b>25300</b>	<b>19</b>	<b>10532</b>	<b>170</b>	<b>354720</b>	<b>10</b>	<b>26600</b>	<b>14</b>	<b>5944</b>	<b>221</b>	<b>423096</b>	<b>16</b>	<b>6900</b>	<b>0</b>	<b>0</b>	<b>118</b>	<b>61100</b>	<b>134</b>	<b>68000</b>	<b>355</b>	<b>491096</b>
21. Fazilka																							
	Abohar	2	510000	39	700000	185	52395000	0	0	14	2847000	240	62752000	0	0	2	1625000	97	49374000	99	50999000	339	113751000
	Jalalabad	0	0	19	9230000	36	12010000	0	0	29	11396000	84	32636000	0	0	0	0	0	0	0	84	32636000	
	Fazilka	0	0	13	4618000	76	23020000	0	0	91	51276000	180	78914000	0	0	0	0	43	38000000	43	38000000	223	116914000
	<b>Sub-Total</b>	<b>2</b>	<b>510000</b>	<b>71</b>	<b>20848000</b>	<b>297</b>	<b>87425000</b>	<b>0</b>	<b>0</b>	<b>134</b>	<b>65519000</b>	<b>504</b>	<b>174302000</b>	<b>0</b>	<b>0</b>	<b>2</b>	<b>1625000</b>	<b>140</b>	<b>87374000</b>	<b>142</b>	<b>88999000</b>	<b>646</b>	<b>2.63E+08</b>
22. Pathankot																							
	Pathankot	14	19	182	441	112	532	2	6	114	135	424	1133	0	0	3	25	137	335	140	360	564	1493
	sujanpur	1	3	4	10	19	18	10	10	108	122	142	163	0	0	0	0	76	130	76	130	218	293
	<b>Sub-Total</b>	<b>15</b>	<b>22</b>	<b>186</b>	<b>451</b>	<b>131</b>	<b>550</b>	<b>12</b>	<b>16</b>	<b>222</b>	<b>257</b>	<b>566</b>	<b>1296</b>	<b>0</b>	<b>0</b>	<b>3</b>	<b>25</b>	<b>213</b>	<b>465</b>	<b>216</b>	<b>490</b>	<b>782</b>	<b>1786</b>
	<b>Grand Total</b>	<b>418</b>	<b>32687795</b>	<b>4885</b>	<b>1.215E+09</b>	<b>15963</b>	<b>1625002195</b>	<b>74</b>	<b>1.1E+07</b>	<b>7683</b>	<b>987727122</b>	<b>28460</b>	<b>3873324395</b>	<b>220</b>	<b>41177795</b>	<b>99</b>	<b>127231323</b>	<b>2372</b>	<b>466568948</b>	<b>2679</b>	<b>635043043</b>	<b>31179</b>	<b>4.6E+09</b>

**Slaughter Houses**

**Table No. 18 Number and Activities of Slaughter Houses 2013-14**

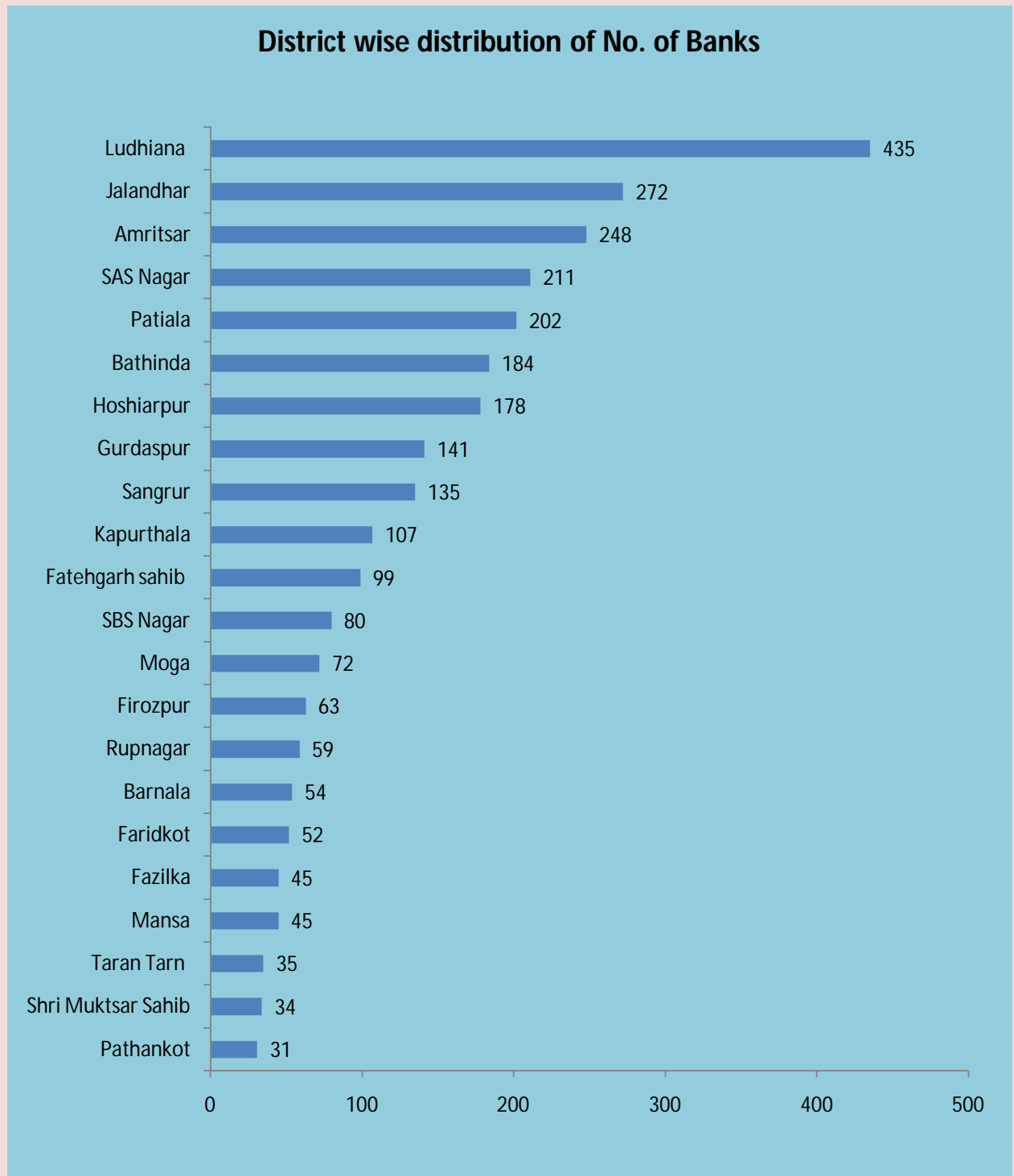
SN/ Name of the District	Name of the Municipality/ Municipal Corpn.	No. of Slaughter Houses	No. of Animals Slaughtered		
			Sheep	Goats	Pigs
1/2	3	4	5	6	7
<b>1. Kapurthala</b>					
	Kapurthala	0	0	0	0
	Phagwara	1	0	0	0
	Sultanpur Lodhi	0	0	0	0
	Dhilwan	0	0	0	0
	Begowal	0	0	0	0
	Bhulath	0	0	0	0
	Nadala	0	0	0	0
	<b>Sub-Total</b>	<b>1</b>	<b>0</b>	<b>0</b>	<b>0</b>
<b>2. Fatehgarh Sahib</b>					
	Amloh	0	0	0	0
	Sirhind	0	0	0	0
	Gobindgarh	0	0	0	0
	Bassi Pathana	0	0	0	0
	Khamano	0	0	0	0
	<b>Sub-Total</b>	<b>0</b>	<b>0</b>	<b>0</b>	<b>0</b>
<b>3. Mansa</b>					
	Mansa	1	935	2400	75
	Budhlada	1	300	1012	20
	Bareta	4	300	1012	20
	Bhikhi	1	240	700	40
	Sardulgarh	1	315	184	16
	Boha	0	0	0	0
	<b>Sub-Total</b>	<b>8</b>	<b>2090</b>	<b>5308</b>	<b>171</b>
<b>4. Firozpur</b>					
	Firozpur	0	0	0	0
	Talwandi Bhai	0	0	0	0
	Zira	0	0	0	0
	Guru Har Sahai	1	395	1280	0
	Makhu	0	0	0	0
	Mudakki	0	0	0	0
	Malanwali khas	0	0	0	0
	<b>Sub-Total</b>	<b>1</b>	<b>395</b>	<b>1280</b>	<b>0</b>
<b>5. Ludhiana</b>					
	Ludhiana	1	7984	15648	0
	Samrala	0	0	0	0
	Khanna	1	900	1460	499
	Doraha	0	0	0	0
	Jagraon	0	0	0	0
	Raikot	0	0	0	0
	Mulanpur	0	0	0	0
	Payal	0	0	0	0
	Machhiwara	0	0	0	0
	Maloud	0	0	0	0
	Sahnewal	0	0	0	0
	<b>Sub-Total</b>	<b>2</b>	<b>8884</b>	<b>17108</b>	<b>499</b>
<b>6. Patiala</b>					
	Ghagga	0	0	0	0
	Bhadson	0	0	0	0
	Ghanaur	0	0	0	0
	Nabha	1	325	770	100
	Patiala	2	3025	76622	1820
	Patran	0	0	0	0
	Rajpura	1	270	1230	801
	Samana	0	0	0	0
	Sanaur	0	0	0	0
	<b>Sub-Total</b>	<b>4</b>	<b>3620</b>	<b>78622</b>	<b>2721</b>
<b>7. Amritsar</b>					
	Amritsar	1	43360	52601	0
	Jandiala	0	0	0	0
	Ramdass	1	230	240	8
	Majitha	0	0	0	0
	Rayya	0	0	0	0
	Raja Sansi	0	0	0	0
	Ajnala	1	410	2706	42
	<b>Sub-Total</b>	<b>3</b>	<b>44000</b>	<b>55547</b>	<b>50</b>

8. Tarn Taran					
	Tarn Taran	0	0	0	0
	Patti	0	0	0	0
	Khemkaran	0	0	0	0
	Bhikhiwind	0	0	0	0
	<b>Sub-Total</b>	<b>0</b>	<b>0</b>	<b>0</b>	<b>0</b>
9. Hoshiarpur					
	Sham Churasi	1	22	350	25
	Hoshiarpur	2	0	8500	1200
	Haryana	1	0	0	0
	Gardhiwal	1	31	927	75
	Garh Shankar	1	0	810	215
	Tanda	5	0	506	35
	Dasuya	1	900	4000	415
	Mukerian	6	150	1040	33
	Mahilpur	1	0	6	1
	Talwara	1	32	850	50
	<b>Sub-Total</b>	<b>20</b>	<b>1135</b>	<b>16989</b>	<b>2049</b>
10. Shaheed Bhagat Singh Nagar					
	Nawan Shehar	2	0	1080	80
	Banga	1	0	835	94
	Balachaur	1	0	740	35
	Rahon	1	0	658	72
	<b>Sub-Total</b>	<b>5</b>	<b>0</b>	<b>3313</b>	<b>281</b>
11. Gurdaspur					
	Qadian	0	0	0	0
	Shri Hargobindpur	0	0	0	0
	Dina Nagar	0	0	0	0
	Batala	0	0	0	0
	Dhariwal	0	0	0	0
	Dera Baba Nanak	0	0	0	0
	Gurdaspur	0	0	0	0
	Fatehgarh Churian	0	0	0	0
	<b>Sub-Total</b>	<b>0</b>	<b>0</b>	<b>0</b>	<b>0</b>
12. Faridkot					
	Faridkot	1	0	0	0
	Kotkapura	1	0	50	20
	Jaitu	0	0	0	0
	<b>Sub-Total</b>	<b>2</b>	<b>0</b>	<b>50</b>	<b>20</b>
13. Muktsar					
	Muktsar	1	888	2052	132
	Malout	1	270	1651	21
	Gidderbaha	1	592	1377	128
	Bariwala	0	0	0	0
	<b>Sub-Total</b>	<b>3</b>	<b>1750</b>	<b>5080</b>	<b>281</b>
14. Moga					
	Dharamkot	0	0	0	0
	Badhni Kalan	0	0	0	0
	Bagha Purana	0	0	0	0
	Moga	1	4200	1100	800
	Nihal Singh Wala	0	0	0	0
	Kot Ise Khan	0	0	0	0
	<b>Sub-Total</b>	<b>1</b>	<b>4200</b>	<b>1100</b>	<b>800</b>
15. Rupnagar					
	Rupnagar	0	0	0	40
	Morinda	1	180	425	145
	Shri Anandpur Sahib	1	16	1900	225
	Nangal	1	3	2182	0
	Shri Chamkaur Sahib	0	0	0	0
	Shri Kiratpur Sahib	0	0	0	0
	Nurpur Bedi	0	0	0	0
	<b>Sub-Total</b>	<b>3</b>	<b>199</b>	<b>4507</b>	<b>410</b>
16. Sahibzada Ajit Singh Nagar					
	S.A.S. Nagar	1	804	2639	298
	Kurali	1	98	628	212
	Kharar	0	0	0	0
	Dera Bassi	1	292	312	283
	Zirakpur	0	0	0	0
	Naya-Gaon	0	0	0	0
	Banur	0	0	0	0
	Lalru	1	0	0	0
	<b>Sub-Total</b>	<b>4</b>	<b>1194</b>	<b>3579</b>	<b>793</b>

<b>17. Bathinda</b>					
	Bathinda	1	9244	2731	2353
	Bhucho	0	0	0	0
	Goniana	0	0	0	0
	Kot Fattah	0	0	0	0
	Maur	0	0	0	0
	Rama	0	0	0	0
	Rampura Phool	0	0	0	0
	Sangat	0	0	0	0
	Talwandi Sabo	0	0	0	0
	Bhgta	0	0	0	0
	Kotshamir	0	0	0	0
	Lehra Mohabbat	0	0	0	0
	Nathana	0	0	0	0
	Chowke	0	0	0	0
	Rampura	0	0	0	0
	Balianwali	0	0	0	0
	Mandi Kalan	0	0	0	0
	Maluka	0	0	0	0
	Bhairupa	0	0	0	0
	Kotha Guru	0	0	0	0
	Mehraj	0	0	0	0
	<b>Sub-Total</b>	<b>1</b>	<b>9244</b>	<b>2731</b>	<b>2353</b>
<b>18. Jalandhar</b>					
	Adampur	0	0	0	0
	Alawalpur	0	0	0	0
	Jalandhar	1	98	1045	19
	Kartarpur	1	902	3115	441
	Nakodar	1	197	2165	0
	Noor Mahal	1	254	1421	0
	Philaur	1	155	1162	0
	Shahkot	0	0	0	0
	Goraya	0	0	0	0
	Bhogpur	0	0	0	0
	Lohian Khas	0	0	0	0
	<b>Sub-Total</b>	<b>5</b>	<b>1606</b>	<b>8908</b>	<b>460</b>
<b>19. Sangrur</b>					
	Malerkotla	1	7345	13898	0
	Sangrur	1	1756	2573	223
	Sunam	1	732	805	152
	Dhuri	1	623	764	224
	Longowal	1	124	483	15
	Ahmedgarh	1	396	1398	106
	Lehragaga	1	126	958	122
	Bhiwanigarh	1	423	1012	65
	Khanauri	1	386	715	53
	Cheema	1	274	723	13
	Dirba	1	615	1052	48
	Moonak	1	521	965	22
	<b>Sub-Total</b>	<b>12</b>	<b>13321</b>	<b>25346</b>	<b>1043</b>
<b>20. Barnala</b>					
	Barnala	1	75	490	250
	Tapa	1	214	604	14
	Bhadaur	1	202	631	8
	Dhanoula	1	0	1280	0
	Handiaya	1	0	600	0
	<b>Sub-Total</b>	<b>5</b>	<b>491</b>	<b>3605</b>	<b>272</b>
<b>21. Fazilka</b>					
	Abohar	0	905	5595	260
	Jalalabad	1	1508	2090	210
	Fazilka	1	0	4306	12
	<b>Sub-Total</b>	<b>2</b>	<b>2413</b>	<b>11991</b>	<b>482</b>
<b>22. Pathankot</b>					
	Pathankot	1	0	138	125
	sujanpur	1	0	38	34
	<b>Sub-Total</b>	<b>2</b>	<b>0</b>	<b>176</b>	<b>159</b>
	<b>Grand Total</b>	<b>84</b>	<b>94542</b>	<b>245240</b>	<b>12844</b>



### **Box:7 - Banking Facilities in Municipal Areas.**



**Banking, Veterinary and Sports Facilities**  
**Table No. 19 No. of Banking Offices 2013-14**

SN/ Name of the District	Name of the Municipality/ Municipal Corpn.	State Bank of India	State Bank of Patiala	Punjab National Bank	Punjab & Sind Bank	United Commercial Bank	New Bank of India	Central Bank of India	Co-op. Bank	Other Commercial Banks	Total
1/2	3	4	5	6	7	8	9	10	11	12	13
<b>1. Kapurthala</b>											
	Kapurthala	2	2	3	1	1	0	1	3	16	29
	Phagwara	2	2	5	2	0	0	2	3	16	32
	Sultanpur Lodhi	1	1	1	1	0	0	0	1	12	17
	Dhilwan	0	1	1	1	0	0	0	1	3	7
	Begowal	1	1	1	1	0	0	0	2	3	9
	Bhulath	0	1	1	0	1	0	0	2	3	8
	Nadala	0	1	1	0	0	0	0	1	2	5
	<b>Sub-Total</b>	<b>6</b>	<b>9</b>	<b>13</b>	<b>6</b>	<b>2</b>	<b>0</b>	<b>3</b>	<b>13</b>	<b>55</b>	<b>107</b>
<b>2. Fatehgarh Sahib</b>											
	Amlah	1	1	0	1	0	0	0	2	8	13
	Sirhind	1	5	2	2	1	0	1	3	16	31
	Gobindgarh	1	2	1	2	1	0	1	1	26	35
	Bassi Pathana	1	2	1	1	0	0	0	2	2	9
	Khamano	1	1	1	1	0	0	0	2	5	11
	<b>Sub-Total</b>	<b>5</b>	<b>11</b>	<b>5</b>	<b>7</b>	<b>2</b>	<b>0</b>	<b>2</b>	<b>10</b>	<b>57</b>	<b>99</b>
<b>3. Mansa</b>											
	Mansa	1	5	1	0	0	0	1	2	14	24
	Budhlada	1	1	1	0	0	0	0	1	2	6
	Bareta	1	1	1	0	0	0	0	1	0	4
	Bhikhi	1	1	1	0	0	0	0	1	1	5
	Sardulgarh	1	1	1	0	0	0	0	1	2	6
	Boha	0	0	0	0	0	0	0	0	0	0
	<b>Sub-Total</b>	<b>5</b>	<b>9</b>	<b>5</b>	<b>0</b>	<b>0</b>	<b>0</b>	<b>1</b>	<b>6</b>	<b>19</b>	<b>45</b>
<b>4. Firozpur</b>											
	Firozpur	3	2	5	2	1	1	0	2	6	22
	Talwandi Bhai	1	1	1	0	0	0	0	1	5	9
	Zira	1	1	1	1	0	0	0	1	2	7
	Guru Har Sahai	1	1	1	1	0	0	0	1	2	7
	Makhu	1	1	1	1	0	0	0	2	1	7
	Mudakki	1	0	0	0	0	0	0	1	2	4
	Malanwali khas	1	1	1	1	0	0	0	1	2	7
	<b>Sub-Total</b>	<b>9</b>	<b>7</b>	<b>10</b>	<b>6</b>	<b>1</b>	<b>1</b>	<b>0</b>	<b>9</b>	<b>20</b>	<b>63</b>
<b>5. Ludhiana</b>											
	Ludhiana	33	19	37	25	9	0	12	7	159	301
	Samrala	1	1	1	1	0	0	0	1	11	16
	Khanna	1	3	3	1	1	0	1	1	20	31
	Doraha	1	1	1	1	0	0	0	1	5	10
	Jagraon	2	1	2	1	0	1	1	2	13	23
	Raikot	1	1	1	1	0	0	1	1	4	10
	Mulanpur	1	1	2	0	0	0	1	1	5	11
	Payal	0	0	1	1	0	0	0	1	4	7
	Machhiwara	1	1	1	1	0	0	1	2	4	11
	Maloud	0	1	1	0	0	0	0	1	1	4
	Sahnewal	1	1	1	1	0	0	0	1	6	11
	<b>Sub-Total</b>	<b>42</b>	<b>30</b>	<b>51</b>	<b>33</b>	<b>10</b>	<b>1</b>	<b>17</b>	<b>19</b>	<b>232</b>	<b>435</b>

<b>6. Patiala</b>											
	Ghagga	0	1	0	1	0	0	0	1	0	3
	Bhadson	0	1	0	0	0	0	0	1	3	5
	Ghanaur	0	1	1	0	0	0	0	1	2	5
	Nabha	1	5	2	3	1	0	1	2	9	24
	Patiala	8	30	9	13	2	0	3	7	40	112
	Patran	1	1	1	1	0	0	0	1	3	8
	Rajpura	2	4	3	2	0	0	1	1	15	28
	Samana	1	2	0	1	1	0	0	1	7	13
	Sanaur	0	1	1	0	0	0	0	1	1	4
	<b>Sub-Total</b>	<b>13</b>	<b>46</b>	<b>17</b>	<b>21</b>	<b>4</b>	<b>0</b>	<b>5</b>	<b>16</b>	<b>80</b>	<b>202</b>
<b>7. Amritsar</b>											
	Amritsar	18	6	29	28	4	0	13	10	78	186
	Jandiala	1	0	1	1	0	0	0	1	8	12
	Ramdass	1	0	0	1	0	0	0	1	0	3
	Majitha	1	0	1	1	0	0	0	1	8	12
	Rayya	1	1	1	1	1	1	0	1	4	11
	Raja Sansi	1	1	1	0	0	0	0	3	3	9
	Ajnala	1	1	1	2	1	0	0	2	7	15
	<b>Sub-Total</b>	<b>24</b>	<b>9</b>	<b>34</b>	<b>34</b>	<b>6</b>	<b>1</b>	<b>13</b>	<b>19</b>	<b>108</b>	<b>248</b>
<b>8. Tarn Taran</b>											
	Tarn Taran	2	2	1	3	0	0	1	1	15	25
	Patti	0	1	1	1	0	0	0	0	5	8
	Khemkaran	0	1	1	0	0	0	0	0	0	2
	Bhikhiwind	0	0	0	0	0	0	0	0	0	0
	<b>Sub-Total</b>	<b>2</b>	<b>4</b>	<b>3</b>	<b>4</b>	<b>0</b>	<b>0</b>	<b>1</b>	<b>1</b>	<b>20</b>	<b>35</b>
<b>9. Hoshiarpur</b>											
	Sham Churasi	0	1	0	0	0	0	0	1	1	3
	Hoshiarpur	5	4	8	3	1	0	1	6	32	60
	Hariyana	1	1	1	1	0	0	0	1	3	8
	Gardhiwal	1	1	1	0	1	0	0	1	4	9
	Garh Shankar	1	1	2	1	1	0	1	1	11	19
	Tanda	2	1	1	1	1	0	0	2	10	18
	Dasuya	2	1	3	1	1	0	0	1	10	19
	Mukerian	1	1	3	1	1	0	1	1	14	23
	Mahilpur	1	1	2	1	1	0	0	1	12	19
	Talwara	1	0	1	1	0	0	0	1	4	8
	<b>Sub-Total</b>	<b>15</b>	<b>12</b>	<b>22</b>	<b>10</b>	<b>7</b>	<b>0</b>	<b>3</b>	<b>16</b>	<b>101</b>	<b>178</b>
<b>10. Shaheed Bhagat Singh Nagar</b>											
	Nawan Shehar	1	2	2	1	1	0	1	3	26	37
	Banga	1	2	2	1	0	0	1	2	17	26
	Balachaur	1	1	1	1	0	0	1	2	2	9
	Rahon	0	1	1	1	0	0	0	1	4	8
	<b>Sub-Total</b>	<b>3</b>	<b>6</b>	<b>6</b>	<b>4</b>	<b>1</b>	<b>0</b>	<b>3</b>	<b>8</b>	<b>49</b>	<b>80</b>

<b>11. Gurdaspur</b>											
	Qadian	1	1	1	1	0	0	0	1	3	8
	Shri Hargobindpur	1	0	1	1	0	0	0	1	4	8
	Dina Nagar	2	1	1	1	1	0	0	1	8	15
	Batala	4	1	7	4	1	0	2	1	24	44
	Dhariwal	1	1	2	1	1	0	0	1	6	13
	Dera Baba Nanak	1	0	1	1	0	0	0	1	3	7
	Gurdaspur	3	2	2	2	1	0	1	1	24	36
	Fatehgarh Churian	1	0	1	1	0	0	0	1	6	10
	<b>Sub-Total</b>	<b>14</b>	<b>6</b>	<b>16</b>	<b>12</b>	<b>4</b>	<b>0</b>	<b>3</b>	<b>8</b>	<b>78</b>	<b>141</b>
<b>12. Faridkot</b>											
	Faridkot	3	5	4	4	0	0	1	11	5	33
	Kotkapura	2	2	1	1	0	0	0	2	4	12
	Jaitu	1	1	1	1	0	0	0	2	1	7
	<b>Sub-Total</b>	<b>6</b>	<b>8</b>	<b>6</b>	<b>6</b>	<b>0</b>	<b>0</b>	<b>1</b>	<b>15</b>	<b>10</b>	<b>52</b>
<b>13. Muktsar</b>											
	Muktsar	2	1	1	1	1	1	0	1	0	8
	Malout	1	1	3	1	1	0	0	1	4	12
	Gidderbaha	1	2	1	1	1	0	1	2	1	10
	Bariwala	1	1	0	1	0	0	0	1	0	4
	<b>Sub-Total</b>	<b>5</b>	<b>5</b>	<b>5</b>	<b>4</b>	<b>3</b>	<b>1</b>	<b>1</b>	<b>5</b>	<b>5</b>	<b>34</b>
<b>14. Moga</b>											
	Dharamkot	1	1	1	0	0	0	1	1	1	6
	Badhni Kalan	1	1	1	0	0	0	0	1	1	5
	Bagha Purana	1	1	1	1	0	1	1	1	2	9
	Moga	4	2	7	3	4	0	2	2	19	43
	Nihal Singh Wala	1	1	1	1	0	0	0	1	3	8
	Kot Ise Khan	1	1	1	1	0	0	0	1	2	7
	<b>Sub-Total</b>	<b>8</b>	<b>6</b>	<b>11</b>	<b>6</b>	<b>4</b>	<b>1</b>	<b>3</b>	<b>6</b>	<b>27</b>	<b>72</b>
<b>15. Rupnagar</b>											
	Rupnagar	2	3	2	2	1	0	1	1	12	24
	Morinda	1	1	1	1	0	0	0	1	6	11
	Shri Anandpur Sahib	1	1	1	1	0	0	0	1	2	7
	Nangal	2	1	1	1	1	0	0	1	3	10
	Shri Chamkaur Sahib	0	1	1	1	0	0	0	2	2	7
	Shri Kiratpur Sahib	0	0	0	0	0	0	0	0	0	0
	Nurpur Bedi	0	0	0	0	0	0	0	0	0	0
	<b>Sub-Total</b>	<b>6</b>	<b>7</b>	<b>6</b>	<b>6</b>	<b>2</b>	<b>0</b>	<b>1</b>	<b>6</b>	<b>25</b>	<b>59</b>
<b>16. Sahibzada Ajit Singh Nagar</b>											
	S.A.S. Nagar	5	7	9	6	2	0	2	5	60	96
	Kurali	1	1	2	1	0	0	0	1	4	10
	Kharar	1	1	2	1	1	0	1	1	18	26
	Dera Bassi	1	1	1	1	1	0	1	1	18	25
	Zirakpur	1	1	1	1	1	0	0	1	24	30
	Naya-Gaon	0	0	1	0	1	0	0	0	2	4
	Banur	1	1	0	0	0	0	0	1	7	10
	Lalru	1	0	2	1	1	0	0	1	4	10
	<b>Sub-Total</b>	<b>11</b>	<b>12</b>	<b>18</b>	<b>11</b>	<b>7</b>	<b>0</b>	<b>4</b>	<b>11</b>	<b>137</b>	<b>211</b>

<b>17. Bathinda</b>											
Bathinda	7	13	10	3	1	0	3	3	42	82	
Bhucho	2	2	1	1	0	0	1	1	3	11	
Goniana	1	1	1	1	0	0	0	1	2	7	
Kot Fattah	0	1	0	0	0	0	0	1	1	3	
Maur	1	1	1	0	0	0	0	1	2	6	
Rama	1	1	1	1	0	0	0	1	3	8	
Rampura Phool	0	1	1	0	0	0	0	1	1	4	
Sangat	1	0	1	0	0	0	0	1	2	5	
Talwandi Sabo	1	1	1	1	0	0	1	1	6	12	
Bhgta	1	1	1	1	0	0	0	1	2	7	
Kotshamir	0	1	0	0	0	0	0	0	2	3	
Lehra Mohabbat	1	1	0	0	0	0	0	1	0	3	
Nathana	0	1	1	1	0	0	0	1	2	6	
Chowke	0	1	0	0	0	0	0	1	0	2	
Rampura	1	2	1	1	1	0	0	1	7	14	
Balianwali	0	1	0	0	0	0	0	0	0	1	
Mandi Kalan	0	0	0	0	0	0	0	1	0	1	
Maluka	0	0	0	0	0	0	0	1	1	2	
Bhairupa	0	0	0	1	0	0	0	1	0	2	
Kotha Guru	0	0	1	0	0	0	0	0	0	1	
Mehraj	0	1	1	1	0	0	0	1	0	4	
<b>Sub-Total</b>	<b>17</b>	<b>30</b>	<b>22</b>	<b>12</b>	<b>2</b>	<b>0</b>	<b>5</b>	<b>20</b>	<b>76</b>	<b>184</b>	
<b>18. Jalandhar</b>											
Adampur	1	1	1	1	0	0	0	1	8	13	
Alawalpur	0	0	1	0	0	0	0	1	0	2	
Jalandhar	15	8	24	16	4	0	5	5	45	122	
Kartarpur	1	1	2	1	0	1	1	1	5	13	
Nakodar	1	1	3	1	1	0	1	2	1	11	
Noor Mahal	1	1	1	1	0	0	1	1	14	20	
Philaur	3	1	2	1	1	0	1	1	7	17	
Shahkot	1	1	1	1	1	1	1	2	9	18	
Goraya	1	2	2	1	1	1	1	5	16	30	
Bhogpur	1	1	1	1	1	0	1	2	8	16	
Lohian Khas	1	0	1	1	1	0	0	1	5	10	
<b>Sub-Total</b>	<b>26</b>	<b>17</b>	<b>39</b>	<b>25</b>	<b>10</b>	<b>3</b>	<b>12</b>	<b>22</b>	<b>118</b>	<b>272</b>	
<b>19. Sangrur</b>											
Malerkotla	1	3	2	1	0	0	1	1	9	18	
Sangrur	2	4	3	1	0	0	1	2	21	34	
Sunam	1	3	1	1	0	0	0	2	8	16	
Dhuri	1	2	2	1	0	0	0	2	12	20	
Longowal	0	1	1	0	0	0	1	1	2	6	
Ahmedgarh	1	2	1	1	0	0	1	2	4	12	
Lehragaga	0	1	0	0	0	0	0	1	3	5	
Bhiwanigarh	0	1	1	1	0	0	0	1	3	7	
Khanauri	0	1	1	1	0	0	0	1	1	5	
Cheema	0	1	0	0	0	0	0	1	1	3	
Dirba	0	1	1	1	0	0	0	1	2	6	
Moonak	0	1	1	0	0	0	0	1	0	3	
<b>Sub-Total</b>	<b>6</b>	<b>21</b>	<b>14</b>	<b>8</b>	<b>0</b>	<b>0</b>	<b>4</b>	<b>16</b>	<b>66</b>	<b>135</b>	

<b>20. Barnala</b>											
Barnala	2	4	3	3	1	0	1	2	22	38	
Tapa	0	1	1	1	0	0	0	1	1	5	
Bhadaur	0	1	1	0	0	0	0	1	1	4	
Dhanoula	1	1	1	0	0	0	0	1	2	6	
Handiaya	0	1	0	0	0	0	0	0	0	1	
<b>Sub-Total</b>	<b>3</b>	<b>8</b>	<b>6</b>	<b>4</b>	<b>1</b>	<b>0</b>	<b>1</b>	<b>5</b>	<b>26</b>	<b>54</b>	
<b>21. Fazilka</b>											
Abohar	2	1	3	2	1	1	1	2	9	22	
Jalalabad	1	1	1	1	0	0	1	1	2	8	
Fazilka	1	2	2	1	0	0	1	2	6	15	
<b>Sub-Total</b>	<b>4</b>	<b>4</b>	<b>6</b>	<b>4</b>	<b>1</b>	<b>1</b>	<b>3</b>	<b>5</b>	<b>17</b>	<b>45</b>	
<b>22. Pathankot</b>											
Pathankot	4	3	4	1	1	1	1	1	5	21	
sujanpur	1	1	1	1	1	1	1	1	2	10	
<b>Sub-Total</b>	<b>5</b>	<b>4</b>	<b>5</b>	<b>2</b>	<b>2</b>	<b>2</b>	<b>2</b>	<b>2</b>	<b>7</b>	<b>31</b>	
<b>Grand Total</b>	<b>235</b>	<b>271</b>	<b>320</b>	<b>225</b>	<b>69</b>	<b>11</b>	<b>88</b>	<b>238</b>	<b>1333</b>	<b>2782</b>	

**Banking, Veterinary and Sports Facilities**  
**Table No. 20 No. of Veterinary Hospitals, Dispensaries and Milk Plants 2013-14**

SN/ Name of the District	Name of the Municipality/ Municipal Corpn.	Veterinary Hospitals	Veterinary Dispensaries	Milk Plants
1/2	3	4	5	6
<b>1. Kapurthala</b>				
	Kapurthala	1	0	0
	Phagwara	1	0	0
	Sultanpur Lodhi	1	0	1
	Dhilwan	1	0	0
	Begowal	1	0	0
	Bhulath	1	0	0
	Nadala	1	0	0
	<b>Sub-Total</b>	<b>7</b>	<b>0</b>	<b>1</b>
<b>2. Fatehgarh Sahib</b>				
	Amlloh	1	0	0
	Sirhind	1	1	0
	Gobindgarh	1	1	0
	Bassi Pathana	1	0	0
	Khamano	1	0	0
	<b>Sub-Total</b>	<b>5</b>	<b>2</b>	<b>0</b>
<b>3. Mansa</b>				
	Mansa	2	0	0
	Budhlada	1	0	0
	Bareta	1	0	0
	Bhikhi	1	0	0
	Sardulgarh	1	0	0
	Boha	0	0	0
	<b>Sub-Total</b>	<b>6</b>	<b>0</b>	<b>0</b>
<b>4. Firozpur</b>				
	Firozpur	2	0	2
	Talwandi Bhai	1	0	1
	Zira	1	0	1
	Guru Har Sahai	1	0	1
	Makhu	1	0	1
	Mudakki	1	1	0
	Malanwali khas	1	0	0
	<b>Sub-Total</b>	<b>8</b>	<b>1</b>	<b>6</b>
<b>5. Ludhiana</b>				
	Ludhiana	1	1	1
	Samrala	1	0	0
	Khanna	1	1	0
	Doraha	1	0	0
	Jagraon	1	1	0
	Raikot	1	0	0
	Mulanpur	1	0	0
	Payal	1	0	0
	Machhiwara	1	0	0
	Maloud	1	0	0
	Sahnawal	1	0	0
	<b>Sub-Total</b>	<b>11</b>	<b>3</b>	<b>1</b>
<b>6. Patiala</b>				
	Ghagga	1	0	0
	Bhadson	1	0	0
	Ghanaur	1	0	0
	Nabha	1	0	1
	Patiala	1	0	0
	Patran	1	0	0
	Rajpura	1	0	0
	Samana	1	0	0
	Sanaur	0	0	0
	<b>Sub-Total</b>	<b>8</b>	<b>0</b>	<b>1</b>
<b>7. Amritsar</b>				
	Amritsar	2	0	4
	Jandiala	1	0	0
	Ramdass	1	0	0
	Majitha	1	0	0
	Rayya	1	0	0
	Raja Sansi	1	0	0
	Ajnala	1	0	1
	<b>Sub-Total</b>	<b>8</b>	<b>0</b>	<b>5</b>

8. Tarn Taran				
	Tarn Taran	1	0	1
	Patti	1	0	0
	Khemkaran	1	0	0
	Bhikhiwind	0	0	0
	<b>Sub-Total</b>	<b>3</b>	<b>0</b>	<b>1</b>
9. Hoshiarpur				
	Sham Churasi	0	1	0
	Hoshiarpur	1	0	1
	Hariyana	1	0	0
	Gardhiwal	1	1	0
	Garh Shankar	1	0	0
	Tanda	1	0	0
	Dasuya	1	1	1
	Mukerian	1	0	0
	Mahilpur	1	1	0
	Talwara	1	2	0
	<b>Sub-Total</b>	<b>9</b>	<b>6</b>	<b>2</b>
10. Shaheed Bhagat Singh Nagar				
	Nawan Shehar	1	0	0
	Banga	1	0	0
	Balachaur	1	0	0
	Rahon	0	1	0
	<b>Sub-Total</b>	<b>3</b>	<b>1</b>	<b>0</b>
11. Gurdaspur				
	Qadian	1	0	0
	Shri Hargobindpur	1	0	0
	Dina Nagar	1	0	0
	Batala	1	0	0
	Dhariwal	1	0	0
	Dera Baba Nanak	1	0	0
	Gurdaspur	1	0	1
	Fatehgarh Churian	1	0	0
	<b>Sub-Total</b>	<b>8</b>	<b>0</b>	<b>1</b>
12. Faridkot				
	Faridkot	1	0	1
	Kotkapura	1	0	2
	Jaitu	1	0	0
	<b>Sub-Total</b>	<b>3</b>	<b>0</b>	<b>3</b>
13. Muktsar				
	Muktsar	1	0	0
	Malout	1	1	0
	Gidderbaha	1	1	0
	Bariwala	1	0	0
	<b>Sub-Total</b>	<b>4</b>	<b>2</b>	<b>0</b>
14. Moga				
	Dharamkot	1	0	0
	Badhni Kalan	1	1	1
	Bagha Purana	1	0	0
	Moga	1	1	1
	Nihal Singh Wala	1	0	0
	Kot Ise Khan	1	0	0
	<b>Sub-Total</b>	<b>6</b>	<b>2</b>	<b>2</b>
15. Rupnagar				
	Rupnagar	1	0	0
	Morinda	1	0	1
	Shri Anandpur Sahib	1	0	0
	Nangal	1	0	0
	Shri Chamkaur Sahib	1	1	1
	Shri Kiratpur Sahib	0	0	0
	Nurpur Bedi	1	0	0
	<b>Sub-Total</b>	<b>6</b>	<b>1</b>	<b>2</b>
16. Sahibzada Ajit Singh Nagar				
	S.A.S. Nagar	0	0	1
	Kurali	1	0	0
	Kharar	1	0	0
	Dera Bassi	1	0	0
	Zirakpur	0	2	0
	Naya-Gaon	0	1	0
	Banur	1	0	0
	Lalru	1	0	1
	<b>Sub-Total</b>	<b>5</b>	<b>3</b>	<b>2</b>



<b>17. Bathinda</b>				
Bathinda	2	0	1	
Bhucho	1	0	0	
Goniana	0	0	0	
Kot Fattah	1	0	0	
Maur	1	0	0	
Rama	1	1	0	
Rampura Phool	1	0	1	
Sangat	1	0	0	
Talwandi Sabo	1	0	1	
Bhgta	1	0	0	
Kotshamir	1	0	0	
Lehra Mohabbat	1	0	0	
Nathana	1	0	0	
Chowke	1	0	0	
Rampura	1	0	0	
Balianwali	1	0	0	
Mandi Kalan	1	0	0	
Maluka	1	0	0	
Bhairupa	1	0	0	
Kotha Guru	1	0	0	
Mehraj	1	0	0	
<b>Sub-Total</b>	<b>21</b>	<b>1</b>	<b>3</b>	
<b>18. Jalandhar</b>				
Adampur	1	0	0	
Alawalpur	1	0	0	
Jalandhar	4	0	1	
Kartarpur	1	0	0	
Nakodar	1	0	0	
Noor Mahal	1	0	0	
Philaur	1	0	0	
Shahkot	1	0	1	
Goraya	1	0	0	
Bhogpur	1	0	0	
Lohian Khas	1	0	0	
<b>Sub-Total</b>	<b>14</b>	<b>0</b>	<b>2</b>	
<b>19. Sangrur</b>				
Malerkotla	1	0	0	
Sangrur	1	1	1	
Sunam	1	0	0	
Dhuri	1	0	0	
Longowal	1	0	0	
Ahmedgarh	1	1	0	
Lehragaga	0	1	0	
Bhiwanigarh	1	0	0	
Khanauri	1	0	0	
Cheema	1	0	0	
Dirba	1	0	0	
Moonak	1	0	0	
<b>Sub-Total</b>	<b>11</b>	<b>3</b>	<b>1</b>	
<b>20. Barnala</b>				
Barnala	11	0	0	
Tapa	1	0	0	
Bhadaur	1	0	0	
Dhanoula	1	0	0	
Handiaya	1	0	0	
<b>Sub-Total</b>	<b>15</b>	<b>0</b>	<b>0</b>	
<b>21. Fazilka</b>				
Abohar	1	1	1	
Jalalabad	1	0	1	
Fazilka	1	1	0	
<b>Sub-Total</b>	<b>3</b>	<b>2</b>	<b>2</b>	
<b>22. Pathankot</b>				
Pathankot	1	1	0	
sujanpur	1	0	0	
<b>Sub-Total</b>	<b>2</b>	<b>1</b>	<b>0</b>	
<b>Grand Total</b>	<b>166</b>	<b>28</b>	<b>35</b>	

**Banking, Veterinary and Sports Facilities**  
**Table No. 21 No. of Sports Facilities 2013-14**

SN/ Name of the District	Name of the Municipality/ Municipal Corp'n.	Sports Stadium	Swimming Pool	Basketball Court	Table Tennis Hall	Badminton Hall	Lawn Tennis Court	Others
1/2	3	4	5	6	7	8	9	10
<b>1. Kapurthala</b>								
	Kapurthala	2	2	10	4	3	2	2
	Phagwara	1	0	1	0	0	0	1
	Sultanpur Lodhi	1	0	0	0	0	0	1
	Dhilwan	0	0	0	0	0	0	1
	Begowal	1	0	1	0	0	0	1
	Bhulath	0	0	0	0	0	0	1
	Nadala	0	0	0	0	0	0	0
	<b>Sub-Total</b>	<b>5</b>	<b>2</b>	<b>12</b>	<b>4</b>	<b>3</b>	<b>2</b>	<b>7</b>
<b>2. Fatehgarh Sahib</b>								
	Amlah	0	0	0	0	0	0	0
	Sirhind	1	0	1	0	0	0	0
	Gobindgarh	0	0	1	0	1	1	0
	Bassi Pathana	0	0	0	0	0	0	0
	Khamano	0	0	0	0	0	0	0
	<b>Sub-Total</b>	<b>1</b>	<b>0</b>	<b>2</b>	<b>0</b>	<b>1</b>	<b>1</b>	<b>0</b>
<b>3. Mansa</b>								
	Mansa	1	0	1	2	1	1	5
	Budhlada	1	0	1	1	1	0	2
	Bareta	0	0	0	0	0	0	1
	Bhikki	0	0	1	0	0	0	1
	Sardulgarh	0	0	1	0	0	0	1
	Boha	0	0	0	0	0	0	0
	<b>Sub-Total</b>	<b>2</b>	<b>0</b>	<b>4</b>	<b>3</b>	<b>2</b>	<b>1</b>	<b>10</b>
<b>4. Firozpur</b>								
	Firozpur	1	1	1	1	1	1	5
	Talwandi Bhai	1	0	0	0	0	0	0
	Zira	0	0	0	0	0	0	0
	Guru Har Sahai	1	0	0	0	0	0	0
	Makhu	1	0	0	0	0	0	0
	Mudakki	1	0	0	0	0	0	0
	Malanwali khas	0	0	0	0	0	0	0
	<b>Sub-Total</b>	<b>5</b>	<b>1</b>	<b>1</b>	<b>1</b>	<b>1</b>	<b>1</b>	<b>5</b>
<b>5. Ludhiana</b>								
	Ludhiana	1	7	3	1	3	7	2
	Samrala	1	0	0	0	0	0	0
	Khanna	1	1	1	1	0	0	0
	Doraha	0	0	1	0	0	0	0
	Jagraon	0	0	2	0	0	0	0
	Raikot	0	0	1	0	0	0	0
	Mulanpur	1	0	0	0	0	0	0
	Payal	0	0	0	0	0	0	0
	Machhiwara	0	0	0	0	0	0	0
	Maloud	1	0	0	0	0	0	0
	Sahnewal	1	0	0	0	0	0	0
	<b>Sub-Total</b>	<b>6</b>	<b>8</b>	<b>8</b>	<b>2</b>	<b>3</b>	<b>7</b>	<b>2</b>
<b>6. Patiala</b>								
	Ghagga	0	0	0	0	0	0	0
	Bhadson	0	0	0	0	0	0	0
	Ghanaur	0	0	0	0	0	0	0
	Nabha	0	1	2	0	0	0	0
	Patiala	2	12	12	2	0	0	0
	Patran	0	0	0	0	0	0	0
	Rajpura	0	0	0	0	0	0	0
	Samana	1	1	2	0	1	0	0
	Sanaur	0	0	0	0	0	0	0
	<b>Sub-Total</b>	<b>3</b>	<b>14</b>	<b>16</b>	<b>2</b>	<b>1</b>	<b>0</b>	<b>0</b>
<b>7. Amritsar</b>								
	Amritsar	8	3	10	1	2	8	0
	Jandiala	0	0	0	0	0	0	1
	Ramdass	0	0	0	0	0	0	0
	Majitha	0	0	0	0	0	0	0
	Rayya	0	0	0	0	0	0	0
	Raja Sansi	0	0	0	0	0	0	0
	Ajnala	0	0	0	0	0	0	0
	<b>Sub-Total</b>	<b>8</b>	<b>3</b>	<b>10</b>	<b>1</b>	<b>2</b>	<b>8</b>	<b>1</b>

8. Tarn Taran								
	Tarn Taran	2	0	5	2	2	1	0
	Patti	2	1	5	0	0	0	0
	Khemkaran	1	0	2	0	0	0	0
	Bhikhiwind	0	0	0	0	0	0	0
	<b>Sub-Total</b>	<b>5</b>	<b>1</b>	<b>12</b>	<b>2</b>	<b>2</b>	<b>1</b>	<b>0</b>
9. Hoshiarpur								
	Sham Churasi	1	0	0	0	0	0	0
	Hoshiarpur	2	1	1	0	1	0	4
	Hariyana	0	0	0	0	0	0	0
	Gardhiwal	1	0	1	1	1	1	0
	Garh Shankar	1	0	0	0	0	0	0
	Tanda	0	0	0	0	0	0	0
	Dasuya	0	0	0	0	1	0	0
	Mukerian	2	0	1	1	1	0	0
	Mahilpur	1	0	1	0	0	0	0
	Talwara	0	0	0	0	0	0	0
	<b>Sub-Total</b>	<b>8</b>	<b>1</b>	<b>4</b>	<b>2</b>	<b>4</b>	<b>1</b>	<b>4</b>
10. Shaheed Bhagat Singh Nagar								
	Nawan Shehar	1	0	0	0	0	0	0
	Banga	2	0	1	0	0	0	0
	Balachaur	0	0	0	0	0	0	0
	Rahon	0	0	0	0	0	0	0
	<b>Sub-Total</b>	<b>3</b>	<b>0</b>	<b>1</b>	<b>0</b>	<b>0</b>	<b>0</b>	<b>0</b>
11. Gurdaspur								
	Qadian	0	0	0	0	0	0	0
	Shri Hargobindpur	0	0	0	0	0	0	0
	Dina Nagar	0	0	0	0	0	0	0
	Batala	1	0	0	0	0	0	0
	Dhariwal	0	0	0	0	0	0	0
	Dera Baba Nanak	0	0	0	0	0	0	0
	Gurdaspur	1	0	0	0	0	0	1
	Fatehgarh Churian	0	0	0	0	0	0	0
	<b>Sub-Total</b>	<b>2</b>	<b>0</b>	<b>0</b>	<b>0</b>	<b>0</b>	<b>0</b>	<b>1</b>
12. Faridkot								
	Faridkot	1	1	1	0	1	1	0
	Kotkapura	1	0	0	1	1	0	0
	Jaitu	1	0	0	0	0	0	0
	<b>Sub-Total</b>	<b>3</b>	<b>1</b>	<b>1</b>	<b>1</b>	<b>2</b>	<b>1</b>	<b>0</b>
13. Muktsar								
	Muktsar	1	0	1	2	2	0	0
	Malout	1	1	1	1	1	0	0
	Gidderbaha	1	1	1	1	1	0	0
	Bariwala	0	0	0	0	0	0	1
	<b>Sub-Total</b>	<b>3</b>	<b>2</b>	<b>3</b>	<b>4</b>	<b>4</b>	<b>0</b>	<b>1</b>
14. Moga								
	Dharamkot	0	0	0	0	0	0	0
	Badhni Kalan	1	0	1	0	0	0	0
	Bagha Purana	2	0	1	0	0	0	0
	Moga	2	0	2	0	1	0	0
	Nihal Singh Wala	0	0	0	0	0	0	0
	Kot Ise Khan	0	0	0	0	0	0	0
	<b>Sub-Total</b>	<b>5</b>	<b>0</b>	<b>4</b>	<b>0</b>	<b>1</b>	<b>0</b>	<b>0</b>
15. Rupnagar								
	Rupnagar	3	1	2	1	1	1	0
	Morinda	1	0	1	0	0	0	0
	Shri Anandpur Sahib	1	0	0	1	1	1	0
	Nangal	0	2	4	1	1	2	0
	Shri Chamkaur Sahib	1	0	0	0	0	0	0
	Shri Kiratpur Sahib	0	0	0	0	0	0	0
	Nurpur Bedi	0	0	0	0	0	0	0
	<b>Sub-Total</b>	<b>6</b>	<b>3</b>	<b>7</b>	<b>3</b>	<b>3</b>	<b>4</b>	<b>0</b>
16. Sahibzada Ajit Singh Nagar								
	S.A.S. Nagar	1	1	1	0	0	0	0
	Kurali	1	0	0	0	0	0	0
	Kharar	1	0	1	0	0	0	0
	Dera Bassi	1	0	1	0	0	1	3
	Zirakpur	0	0	0	0	0	0	0
	Naya-Gaon	0	0	0	0	0	0	0
	Banur	1	0	1	0	0	0	0
	Lalru	1	0	0	0	0	0	0
	<b>Sub-Total</b>	<b>6</b>	<b>1</b>	<b>4</b>	<b>0</b>	<b>0</b>	<b>1</b>	<b>3</b>

17. Bathinda								
Bathinda	8	5	4	5	6	0	0	
Bhucho	0	0	1	0	0	0	0	
Goniana	0	0	2	0	0	0	0	
Kot Fattah	0	0	0	0	0	0	0	
Maur	0	0	2	1	0	0	0	
Rama	0	1	1	0	0	0	0	
Rampura Phool	1	0	1	0	1	0	0	
Sangat	0	0	1	0	0	0	0	
Talwandi Sabo	3	0	4	0	0	0	0	
Bhgta	1	0	0	0	0	1	0	
Kotshamir	0	0	0	0	0	0	0	
Lehra Mohabbat	0	0	0	0	0	0	0	
Nathana	0	0	0	0	0	0	0	
Chowke	1	0	0	0	0	0	0	
Rampura	0	0	0	0	0	0	0	
Balianwali	1	0	0	0	0	0	0	
Mandi Kalan	0	0	0	0	0	0	0	
Maluka	0	0	0	0	0	0	0	
Bhairupa	0	0	0	0	0	0	0	
Kotha Guru	0	0	0	0	0	0	0	
Mehraj	1	0	0	0	0	0	0	
<b>Sub-Total</b>	<b>16</b>	<b>6</b>	<b>16</b>	<b>6</b>	<b>7</b>	<b>1</b>	<b>0</b>	
18. Jalandhar								
Adampur	1	0	1	0	0	0	0	
Alawalpur	0	0	1	0	0	0	0	
Jalandhar	7	2	2	1	2	2	0	
Kartarpur	0	0	1	0	0	0	0	
Nakodar	1	0	1	0	1	0	0	
Noor Mahal	1	0	1	0	0	0	0	
Philaur	0	0	1	0	1	0	0	
Shahkot	0	0	1	0	0	0	0	
Goraya	0	0	1	0	1	0	0	
Bhogpur	0	0	1	0	0	0	0	
Lohian Khas	0	0	1	0	0	0	0	
<b>Sub-Total</b>	<b>10</b>	<b>2</b>	<b>12</b>	<b>1</b>	<b>5</b>	<b>2</b>	<b>0</b>	
19. Sangrur								
Malerkotla	1	1	0	0	1	0	0	
Sangrur	1	3	2	0	1	1	0	
Sunam	1	1	0	0	0	0	0	
Dhuri	1	0	0	1	1	1	0	
Longowal	0	0	0	0	0	0	0	
Ahmedgarh	1	0	0	0	0	0	0	
Lehragaga	0	0	0	0	0	0	0	
Bhiwanigarh	1	0	0	0	0	0	0	
Khanauri	0	0	0	0	0	0	0	
Cheema	0	0	0	0	0	0	0	
Dirba	1	0	0	0	0	0	0	
Moonak	1	0	0	0	0	0	0	
<b>Sub-Total</b>	<b>8</b>	<b>5</b>	<b>2</b>	<b>1</b>	<b>3</b>	<b>2</b>	<b>0</b>	
20. Barnala								
Barnala	1	1	3	1	1	1	0	
Tapa	0	0	0	0	0	0	0	
Bhadaur	1	0	0	0	0	0	0	
Dhanoula	1	0	1	0	1	0	0	
Handiaya	0	0	2	0	1	0	0	
<b>Sub-Total</b>	<b>3</b>	<b>1</b>	<b>6</b>	<b>1</b>	<b>3</b>	<b>1</b>	<b>0</b>	
21. Fazilka								
Abohar	2	0	1	0	1	0	0	
Jalalabad	1	0	0	0	0	0	0	
Fazilka	1	1	2	0	2	0	0	
<b>Sub-Total</b>	<b>4</b>	<b>1</b>	<b>3</b>	<b>0</b>	<b>3</b>	<b>0</b>	<b>0</b>	
22. Pathankot								
Pathankot	0	1	4	0	0	0	0	
sujanpur	0	0	0	0	0	0	0	
<b>Sub-Total</b>	<b>0</b>	<b>1</b>	<b>4</b>	<b>0</b>	<b>0</b>	<b>0</b>	<b>0</b>	
<b>Grand Total</b>	<b>112</b>	<b>53</b>	<b>132</b>	<b>34</b>	<b>50</b>	<b>34</b>	<b>34</b>	

Rest Houses, Dak Bungalows and Dharamshalas

Table No. 22 No. of Rest Houses, Dak Bungalows and Dharamshalas 2013-14

SN/ Name of the District	Name of the Municipality/ Municipal Corpn.	No. of Rest Houses/Dak Bungalows run by					No. of Dharamshalas	
		P.W.D.	Zila Parishad	Market Committee	Sainik Rest Houses	Others	Govt.	Private
1/2	3	4	5	6	7	8	9	10
<b>1. Kapurthala</b>								
	Kapurthala	1	1	0	1	0	10	4
	Phagwara	1	0	0	0	0	21	5
	Sultanpur Lodhi	1	0	0	0	0	3	1
	Dhilwan	0	0	0	0	1	0	3
	Begowal	0	0	0	0	0	5	0
	Bhulath	0	0	0	0	0	2	0
	Nadala	0	0	0	0	0	0	0
	<b>Sub-Total</b>	<b>3</b>	<b>1</b>	<b>0</b>	<b>1</b>	<b>1</b>	<b>41</b>	<b>13</b>
<b>2. Fatehgarh Sahib</b>								
	Amloh	0	0	0	0	1	0	0
	Sirhind	1	0	0	1	0	0	0
	Gobindgarh	0	0	0	0	0	0	0
	Bassi Pathana	0	0	0	0	0	0	0
	Khamano	0	0	0	0	1	0	0
	<b>Sub-Total</b>	<b>1</b>	<b>0</b>	<b>0</b>	<b>1</b>	<b>2</b>	<b>0</b>	<b>0</b>
<b>3. Mansa</b>								
	Mansa	1	0	1	0	0	0	8
	Budhlada	1	0	1	0	0	0	6
	Bareta	0	0	1	0	0	0	5
	Bhikhi	1	0	0	0	0	0	4
	Sardulgarh	0	0	0	0	0	0	3
	Boha	0	0	0	0	0	0	0
	<b>Sub-Total</b>	<b>3</b>	<b>0</b>	<b>3</b>	<b>0</b>	<b>0</b>	<b>0</b>	<b>26</b>
<b>4. Firozpur</b>								
	Firozpur	0	1	1	0	1	0	3
	Talwandi Bhai	0	0	1	0	0	0	5
	Zira	1	1	8	1	8	2	15
	Guru Har Sahai	0	0	1	0	1	0	5
	Makhu	0	0	1	0	1	0	0
	Mudakki	0	0	0	0	3	0	0
	Malanwali khas	0	0	1	0	0	0	1
	<b>Sub-Total</b>	<b>1</b>	<b>2</b>	<b>13</b>	<b>1</b>	<b>14</b>	<b>2</b>	<b>29</b>
<b>5. Ludhiana</b>								
	Ludhiana	1	1	0	0	3	4	60
	Samrala	0	0	1	1	1	0	5
	Khanna	1	0	1	0	0	0	2
	Doraha	1	0	0	0	0	0	1
	Jagraon	1	0	0	0	0	0	0
	Raikot	1	0	1	0	0	0	0
	Mulanpur	0	0	0	0	0	4	0
	Payal	0	0	0	0	0	0	0
	Machhiwara	0	1	1	0	0	7	1
	Maloud	0	0	0	0	0	0	4
	Sahnewal	0	0	1	0	0	6	0
	<b>Sub-Total</b>	<b>5</b>	<b>2</b>	<b>5</b>	<b>1</b>	<b>4</b>	<b>21</b>	<b>73</b>
<b>6. Patiala</b>								
	Ghagga	0	0	0	0	0	0	5
	Bhadson	0	0	1	0	0	0	0
	Ghanaur	0	0	1	0	0	0	3
	Nabha	1	0	1	0	0	0	10
	Patiala	1	1	1	1	6	0	0
	Patran	0	0	1	0	0	0	3
	Rajpura	1	0	1	1	0	0	0
	Samana	0	0	1	0	1	0	4
	Sanaur	0	0	1	0	0	0	0
	<b>Sub-Total</b>	<b>3</b>	<b>1</b>	<b>8</b>	<b>2</b>	<b>7</b>	<b>0</b>	<b>25</b>
<b>7. Amritsar</b>								
	Amritsar	2	1	3	1	3	0	28
	Jandiala	0	0	0	0	0	0	0
	Ramdas	0	0	0	0	0	0	0
	Majitha	0	0	0	0	0	0	0
	Rayya	0	0	0	0	0	0	0
	Raja Sansi	0	0	0	0	0	0	0
	Ajnala	1	0	1	0	0	3	0
	<b>Sub-Total</b>	<b>3</b>	<b>1</b>	<b>4</b>	<b>1</b>	<b>3</b>	<b>3</b>	<b>28</b>

8. Tarn Taran								
	Tarn Taran	1	1	1	0	0	0	0
	Patti	1	0	1	0	0	0	0
	Khemkaran	0	0	1	0	0	0	0
	Bhikhiwind	0	0	0	0	0	0	0
	<b>Sub-Total</b>	<b>2</b>	<b>1</b>	<b>3</b>	<b>0</b>	<b>0</b>	<b>0</b>	<b>0</b>
9. Hoshiarpur								
	Sham Churasi	0	0	0	0	0	0	0
	Hoshiarpur	1	1	1	1	0	0	5
	Hariyana	0	0	0	0	1	0	1
	Gardhiwal	0	0	0	0	1	0	1
	Garh Shankar	1	0	0	0	1	0	1
	Tanda	1	0	1	0	1	0	1
	Dasuya	1	0	1	0	1	0	2
	Mukerian	1	0	0	0	0	0	1
	Mahilpur	1	0	0	0	0	0	0
	Talwara	0	1	0	0	2	0	8
	<b>Sub-Total</b>	<b>6</b>	<b>2</b>	<b>3</b>	<b>1</b>	<b>7</b>	<b>0</b>	<b>20</b>
10. Shaheed Bhagat Singh Nagar								
	Nawan Shehar	0	1	0	0	0	0	0
	Banga	0	0	0	0	0	0	0
	Balachaur	1	0	0	0	0	0	0
	Rahon	0	0	0	0	0	0	0
	<b>Sub-Total</b>	<b>1</b>	<b>1</b>	<b>0</b>	<b>0</b>	<b>0</b>	<b>0</b>	<b>0</b>
11. Gurdaspur								
	Qadian	1	0	0	0	0	3	0
	Shri Hargobindpur	1	0	0	0	0	3	0
	Dina Nagar	0	0	0	0	0	4	0
	Batala	1	0	1	0	0	5	0
	Dhariwal	0	0	0	0	1	7	0
	Dera Baba Nanak	1	0	0	0	0	4	0
	Gurdaspur	1	0	1	1	2	15	0
	Fatehgarh Churian	0	0	0	0	0	3	0
	<b>Sub-Total</b>	<b>5</b>	<b>0</b>	<b>2</b>	<b>1</b>	<b>3</b>	<b>44</b>	<b>0</b>
12. Faridkot								
	Faridkot	2	0	1	1	1	0	18
	Kotkapura	0	0	0	0	2	7	33
	Jaitu	0	0	0	0	1	0	24
	<b>Sub-Total</b>	<b>2</b>	<b>0</b>	<b>1</b>	<b>1</b>	<b>4</b>	<b>7</b>	<b>75</b>
13. Muktsar								
	Muktsar	1	1	1	0	0	0	12
	Malout	0	0	1	0	1	0	0
	Gidderbaha	1	0	1	0	1	0	8
	Bariwala	0	0	1	0	0	0	12
	<b>Sub-Total</b>	<b>2</b>	<b>1</b>	<b>4</b>	<b>0</b>	<b>2</b>	<b>0</b>	<b>32</b>
14. Moga								
	Dharamkot	0	0	1	0	0	0	8
	Badhni Kalan	0	0	1	0	0	0	8
	Bagha Purana	0	0	1	0	0	0	2
	Moga	1	1	1	0	1	0	11
	Nihal Singh Wala	0	0	0	0	0	0	0
	Kot Ise Khan	0	0	1	0	0	0	0
	<b>Sub-Total</b>	<b>1</b>	<b>1</b>	<b>5</b>	<b>0</b>	<b>1</b>	<b>0</b>	<b>29</b>
15. Rupnagar								
	Rupnagar	1	1	1	1	3	0	0
	Morinda	1	0	0	0	0	0	5
	Shri Anandpur Sahib	1	0	0	0	6	0	0
	Nangal	0	0	0	0	7	0	0
	Shri Chamkaur Sahib	1	0	1	0	0	1	2
	Shri Kiratpur Sahib	0	0	0	0	0	0	0
	Nurpur Bedi	0	1	0	0	0	0	0
	<b>Sub-Total</b>	<b>4</b>	<b>2</b>	<b>2</b>	<b>1</b>	<b>16</b>	<b>1</b>	<b>7</b>
16. Sahibzada Ajit Singh Nagar								
	S.A.S. Nagar	0	0	0	0	1	1	3
	Kurali	1	0	1	0	0	5	5
	Kharar	1	1	1	0	1	0	6
	Dera Bassi	0	0	1	0	0	0	8
	Zirakpur	0	0	0	0	0	12	0
	Naya-Gaon	1	0	0	0	0	12	0
	Banur	1	0	1	0	0	16	6
	Lalru	0	0	0	0	0	0	2
	<b>Sub-Total</b>	<b>4</b>	<b>1</b>	<b>4</b>	<b>0</b>	<b>2</b>	<b>46</b>	<b>30</b>

<b>17. Bathinda</b>								
Bathinda	0	1	0	1	0	0	0	
Bhucho	0	0	1	0	0	2	7	
Goniana	0	0	0	0	0	0	0	
Kot Fattah	0	0	0	0	0	0	0	
Maur	0	0	0	0	0	0	0	
Rama	0	0	1	0	0	0	0	
Rampura Phool	0	0	0	0	0	0	0	
Sangat	0	0	0	0	0	0	0	
Talwandi Sabo	0	0	0	0	0	0	0	
Bhgta Bhaika	0	0	1	0	0	0	0	
Kotshamir	0	0	0	0	0	0	0	
Lehra Mohabbat	0	0	0	0	0	0	0	
Nathana	0	0	0	0	0	0	0	
Chowke	0	0	0	0	0	0	0	
Rampura	0	0	0	0	0	0	0	
Balianwali	0	0	0	0	0	0	0	
Mandi Kalan	0	0	0	0	0	0	0	
Maluka	0	0	0	0	0	0	0	
Bhairupa	0	0	0	0	0	0	0	
Kotha Guru	0	0	0	0	0	0	0	
Mehraj	0	0	0	0	0	0	0	
<b>Sub-Total</b>	<b>0</b>	<b>1</b>	<b>3</b>	<b>1</b>	<b>0</b>	<b>2</b>	<b>7</b>	
<b>18. Jalandhar</b>								
Adampur	1	0	1	0	0	0	0	
Alawalpur	0	0	0	0	0	0	0	
Jalandhar	2	3	0	1	1	0	3	
Kartarpur	0	0	0	0	0	0	0	
Nakodar	1	0	0	0	0	0	0	
Noor Mahal	1	0	0	0	0	0	0	
Philaur	1	0	1	0	1	1	0	
Shahkot	1	0	1	0	0	1	0	
Goraya	0	0	0	0	1	0	0	
Bhogpur	1	0	0	0	0	0	0	
Lohian Khas	0	1	0	0	1	0	0	
<b>Sub-Total</b>	<b>8</b>	<b>4</b>	<b>3</b>	<b>1</b>	<b>4</b>	<b>2</b>	<b>3</b>	
<b>19. Sangrur</b>								
Malerkotla	1	0	0	0	0	0	4	
Sangrur	1	1	1	1	0	0	3	
Sunam	1	0	1	0	0	0	4	
Dhuri	0	0	1	0	1	0	3	
Longowal	0	0	0	0	0	0	3	
Ahmedgarh	0	0	0	0	0	0	2	
Lehragaga	1	0	1	0	0	0	1	
Bhiwanigarh	0	0	0	0	0	0	2	
Khanauri	0	0	0	0	1	0	1	
Cheema	0	0	0	0	0	0	1	
Dirba	0	0	0	0	0	0	2	
Moonak	0	0	0	0	0	0	1	
<b>Sub-Total</b>	<b>4</b>	<b>1</b>	<b>4</b>	<b>1</b>	<b>2</b>	<b>0</b>	<b>27</b>	
<b>20. Barnala</b>								
Barnala	1	0	1	0	0	0	10	
Tapa	0	0	0	0	0	0	5	
Bhadaur	0	0	0	0	0	0	5	
Dhanoula	0	0	0	0	0	0	4	
Handiaya	0	0	0	0	0	0	2	
<b>Sub-Total</b>	<b>1</b>	<b>0</b>	<b>1</b>	<b>0</b>	<b>0</b>	<b>0</b>	<b>26</b>	
<b>21. Fazilka</b>								
Abohar	0	0	1	0	1	0	0	
Jalalabad	0	0	1	0	2	2	1	
Fazilka	1	1	1	0	1	0	4	
<b>Sub-Total</b>	<b>1</b>	<b>1</b>	<b>3</b>	<b>0</b>	<b>4</b>	<b>2</b>	<b>5</b>	
<b>22. Pathankot</b>								
Pathankot	1	1	1	0	1	0	3	
sujanpur	0	0	0	0	0	0	0	
<b>Sub-Total</b>	<b>1</b>	<b>1</b>	<b>1</b>	<b>0</b>	<b>1</b>	<b>0</b>	<b>3</b>	
<b>Grand Total</b>	<b>61</b>	<b>24</b>	<b>72</b>	<b>14</b>	<b>77</b>	<b>171</b>	<b>458</b>	

**Facilities of Petrol/Diesel Filling Stations and Gas Agencies**  
**Table No. 23 No. of Filling Stations of Petrol/Diesel, Gas Agencies and Gas**  
**Connections 2013-14**

SN/ Name of the District	Name of the Municipality/ Municipal Corpn.	No. of Filling Stations		No. of Gas Agencies	No. of Gas Connections
		Petrol	Diesel		
1/2	3	4	5	6	7
<b>1. Kapurthala</b>					
	Kapurthala	8	8	5	89464
	Phagwara	8	8	4	70723
	Sultanpur Lodhi	2	2	1	22008
	Dhilwan	1	1	0	0
	Begowal	2	2	0	0
	Bhulath	1	1	0	0
	Nadala	1	1	1	14538
	<b>Sub-Total</b>	<b>23</b>	<b>23</b>	<b>11</b>	<b>196733</b>
<b>2. Fatehgarh Sahib</b>					
	Amlon	5	5	1	3550
	Sirhind	8	8	2	14348
	Gobindgarh	6	6	3	31506
	Bassi Pathana	4	3	1	5110
	Khamano	1	1	0	5074
	<b>Sub-Total</b>	<b>24</b>	<b>23</b>	<b>7</b>	<b>59588</b>
<b>3. Mansa</b>					
	Mansa	5	3	4	45130
	Budhlada	5	5	1	28700
	Bareta	4	4	1	13411
	Bhikhi	2	2	1	4375
	Sardulgarh	3	3	1	12996
	Boha	0	0	0	0
	<b>Sub-Total</b>	<b>19</b>	<b>17</b>	<b>8</b>	<b>104612</b>
<b>4. Firozpur</b>					
	Firozpur	10	10	5	81542
	Talwandi Bhai	4	4	1	10961
	Zira	5	5	2	20861
	Guru Har Sahai	5	5	1	17314
	Makhu	5	5	1	10053
	Mudakki	3	3	1	1560
	Malanwali khas	5	5	1	12948
	<b>Sub-Total</b>	<b>37</b>	<b>37</b>	<b>12</b>	<b>155239</b>
<b>5. Ludhiana</b>					
	Ludhiana	75	75	43	634318
	Samrala	4	4	1	22674
	Khanna	11	11	5	58296
	Doraha	4	4	1	14147
	Jagraon	24	24	4	93227
	Raikot	11	11	1	130318
	Mulanpur	5	5	1	14587
	Payal	3	3	2	18913
	Machhiwara	4	4	1	14727
	Maloud	3	3	0	1217
	Sahnewal	3	3	2	29827
	<b>Sub-Total</b>	<b>147</b>	<b>147</b>	<b>61</b>	<b>1032251</b>
<b>6. Patiala</b>					
	Ghagga	1	1	0	0
	Bhadson	0	0	0	0
	Ghanaur	1	1	0	0
	Nabha	6	6	3	25622
	Patiala	22	22	16	149283
	Patran	3	3	1	7793
	Rajpura	6	6	2	28221
	Samana	3	3	2	16864
	Sanaur	2	2	1	5602
	<b>Sub-Total</b>	<b>44</b>	<b>44</b>	<b>25</b>	<b>233385</b>
<b>7. Amritsar</b>					
	Amritsar	34	31	32	315470
	Jandiala	5	5	1	13360
	Ramdass	0	0	0	0
	Majitha	2	2	1	12673
	Rayya	3	3	0	0
	Raja Sansi	2	2	1	2060
	Ajnala	2	2	1	202210
	<b>Sub-Total</b>	<b>48</b>	<b>45</b>	<b>36</b>	<b>545773</b>



8. Tarn Taran					
	Tarn Taran	3	3	2	43500
	Patti	3	3	1	13243
	Khemkaran	1	1	1	16218
	Bhikhiwind	0	0	0	0
	<b>Sub-Total</b>	<b>7</b>	<b>7</b>	<b>4</b>	<b>72961</b>
9. Hoshiarpur					
	Sham Churasi	2	2	1	2800
	Hoshiarpur	15	15	10	85000
	Hariyana	1	1	1	3500
	Gardhiwal	1	1	1	2100
	Garh Shankar	4	4	1	29000
	Tanda	3	3	2	24390
	Dasuya	4	4	1	22465
	Mukerian	5	5	2	12730
	Mahilpur	1	1	2	15550
	Talwara	2	2	1	9210
	<b>Sub-Total</b>	<b>38</b>	<b>38</b>	<b>22</b>	<b>206745</b>
10. Shaheed Bhagat Singh Nagar					
	Nawan Shehar	8	8	3	22325
	Banga	3	3	2	6125
	Balachaur	2	2	1	22100
	Rahon	2	2	1	4280
	<b>Sub-Total</b>	<b>15</b>	<b>15</b>	<b>7</b>	<b>54830</b>
11. Gurdaspur					
	Qadian	2	2	1	18758
	Shri Hargobindpur	0	0	0	0
	Dina Nagar	2	2	1	15128
	Batala	8	8	6	71277
	Dhariwal	3	3	1	30519
	Dera Baba Nanak	2	2	0	0
	Gurdaspur	5	5	4	52548
	Fatehgarh Churian	4	4	1	19287
	<b>Sub-Total</b>	<b>26</b>	<b>26</b>	<b>14</b>	<b>207517</b>
12. Faridkot					
	Faridkot	6	6	4	46647
	Kotkapura	6	6	6	56507
	Jaitu	4	4	1	15932
	<b>Sub-Total</b>	<b>16</b>	<b>16</b>	<b>11</b>	<b>119086</b>
13. Muktsar					
	Muktsar	13	13	2	29310
	Malout	9	9	2	23520
	Gidderbaha	10	9	2	14531
	Bariwala	1	1	0	0
	<b>Sub-Total</b>	<b>33</b>	<b>32</b>	<b>6</b>	<b>67361</b>
14. Moga					
	Dharamkot	3	3	1	2703
	Badhni Kalan	3	3	1	2330
	Bagha Purana	4	4	1	26150
	Moga	17	17	6	102400
	Nihal Singh Wala	2	2	2	5640
	Kot Ise Khan	2	2	2	2689
	<b>Sub-Total</b>	<b>31</b>	<b>31</b>	<b>13</b>	<b>141912</b>
15. Rupnagar					
	Rupnagar	4	4	3	34534
	Morinda	3	3	1	20614
	Shri Anandpur Sahib	2	2	1	14175
	Nangal	3	3	3	35112
	Shri Chamkaur Sahib	3	3	1	14469
	Shri Kiratpur Sahib	2	2	0	0
	Nurpur Bedi	2	2	1	0
	<b>Sub-Total</b>	<b>19</b>	<b>19</b>	<b>10</b>	<b>118904</b>
16. Sahibzada Ajit Singh Nagar					
	S.A.S. Nagar	5	5	6	91418
	Kurali	3	3	2	39673
	Kharar	3	3	2	26060
	Dera Bassi	2	2	4	12187
	Zirakpur	8	8	2	8931
	Naya-Gaon	0	0	0	0
	Banur	3	2	2	2186
	Lalru	5	1	1	5012
	<b>Sub-Total</b>	<b>29</b>	<b>24</b>	<b>19</b>	<b>185467</b>

<b>17. Bathinda</b>					
Bathinda	12	12	13	140959	
Bhucho	3	3	1	7390	
Goniana	3	3	2	33388	
Kot Fattah	2	2	0	0	
Maur	2	2	2	24955	
Rama	3	3	1	20422	
Rampura Phool	3	3	1	13407	
Sangat	1	1	1	15173	
Talwandi Sabo	3	3	1	13883	
Bhgta	4	4	1	10368	
Kotshamir	2	2	0	0	
Lehra Mohabbat	3	3	0	0	
Nathana	2	2	1	10053	
Chowke	1	1	0	0	
Rampura	4	4	2	22053	
Balianwali	2	2	0	0	
Mandi Kalan	1	1	0	0	
Maluka	2	2	0	0	
Bhairupa	3	3	0	0	
Kotha Guru	2	2	0	0	
Mehraj	2	2	0	0	
<b>Sub-Total</b>	<b>60</b>	<b>60</b>	<b>26</b>	<b>312051</b>	
<b>18. Jalandhar</b>					
Adampur	3	1	1	0	
Alawalpur	3	1	1	0	
Jalandhar	69	60	28	0	
Kartarpur	3	3	2	0	
Nakodar	3	3	1	0	
Noor Mahal	4	4	1	0	
Philaur	3	3	2	0	
Shahkot	4	3	1	15900	
Goraya	2	2	1	996	
Bhogpur	4	1	1	3100	
Lohian Khas	3	2	1	6654	
<b>Sub-Total</b>	<b>101</b>	<b>83</b>	<b>40</b>	<b>26650</b>	
<b>19. Sangrur</b>					
Malerkotla	13	13	2	26009	
Sangrur	14	14	4	31589	
Sunam	12	12	2	20454	
Dhuri	7	7	2	21905	
Longowal	4	4	1	5221	
Ahmedgarh	6	6	1	13418	
Lehragaga	4	4	0	5529	
Bhiwanigarh	3	3	1	5934	
Khanauri	1	1	1	2696	
Cheema	2	2	1	3221	
Dirba	5	5	1	3199	
Moonak	2	2	1	3427	
<b>Sub-Total</b>	<b>73</b>	<b>73</b>	<b>17</b>	<b>142602</b>	
<b>20. Barnala</b>					
Barnala	7	6	4	29014	
Tapa	2	3	1	12618	
Bhadaur	2	3	1	3991	
Dhanoula	2	2	1	12626	
Handiaya	2	2	0	1747	
<b>Sub-Total</b>	<b>15</b>	<b>16</b>	<b>7</b>	<b>59996</b>	
<b>21. Fazilka</b>					
Abohar	10	10	4	43255	
Jalalabad	3	3	2	22395	
Fazilka	8	8	3	31525	
<b>Sub-Total</b>	<b>21</b>	<b>21</b>	<b>9</b>	<b>97175</b>	
<b>22. Pathankot</b>					
Pathankot	12	12	7	90778	
sujanpur	8	8	1	2090	
<b>Sub-Total</b>	<b>20</b>	<b>20</b>	<b>8</b>	<b>92868</b>	
<b>Grand Total</b>	<b>846</b>	<b>817</b>	<b>373</b>	<b>4233706</b>	