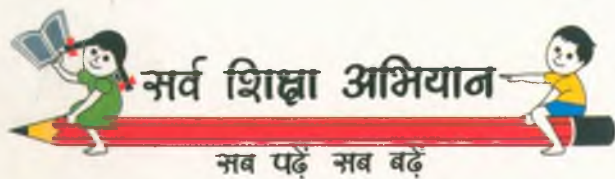


ELEMENTARY EDUCATION IN UTTAR PRADESH



District Report Cards 2006-07



U.P. Education For All Project Board

IIInd Floor, Vidya Bhawan, Nishat Ganj, Lucknow - 226007, INDIA

U.P. Education For All

Shri. Deepak Trivedi (I.A.S.), State Project Director
Shri Pandhari Yadav (I.A.S.), Additional State Project Director
Shri Pavnesh Kumar, Additional Project Director
Shri D. B. Sharma, Additional Project Director

MIS Unit

Shri Satbir Singh Sirohi, Sr. Professional
Shri Rajiv Mehra, System Analyst
Shri Sanjay Singh, Computer Operator

PROJECT TEAM

The publication is the outcome of the collaborative activities of U.P. Education For All Project Board and District level MIS Units. The key officials involved in the collection and implementation of the DISE activities are as under :

District EMIS Unit In-charges

Districts	MIS Incharge	Computer Operator	E-mail
Agra	K. K. Upadhyay	B.N. Lavania	agra@upefa.com
Aligarh	Satyendra Dixit	S.K. Kulsheshta	aligarh@upefa.com
Allahabad	Sunil Kumar Yadav	R. S. Mishra	allahabad@upefa.com
Ambedkar Nagar	Ajay Kumar Gupta	P.K. Gupta	ambedkarnagar@upefa.com
Auraiya			auraiya@upefa.com
Azamgarh	Sanjay Kumar		azamgarh@upefa.com
Baghpat	Suraj Khokhar		bagpat@upefa.com
Bahraich	Javed Ahmed	Ram Shanker	bahraich@upefa.com
Ballia	Anurag Singh		ballia@upefa.com
Balrampur	Sanjay Srivastava	R.P.L. Srivastava	balrampur@upefa.com
Banda	HImanshu Khare	D.K.Mishra	banda@upefa.com
Barabanki	Rishi Tandon	Hemvati Pant	barabanki@upefa.com
Bareilly	Sachin Bhardwaj	Ajay Srivastava	bareily@upefa.com
Basti	Sanjay Kr. Srivastava	Zamanat Ali	basti@upefa.com
Bhadoi	Mahesh Gupta	Vijay Srivastava	bhadoi@upefa.com
Bijnor		Y.K. Pandey	bijnor@upefa.com
Budaun	Praveen Tiwari		badaun@upefa.com
Bulandsehar	Mukesh Kumar		bulandsehar@upefa.com
Chandauli	Anand Kumar	Ram Shankar Yadav	chandauli@upefa.com
Chitrakoot		N.K. Shukla	chitrakoot@upefa.com
Deoria	Alok Ranjan Mishra	Rang Nath Mishra	deoria@upefa.com
Etah	Rajiv Kumar		etah@upefa.com
Etawah	Vikas Saxena	Hemant Sharma	etawah@upefa.com
Faizabad	G.P. Tiwari	Pralay Mukherjee	faizabad@upefa.com
Farrukhabad	Purushattam Singh Verma	Pradeep K. Chhabra	farrukhabad@upefa.com
Fatehpur	Yogesh Kumar		fatehpur@upefa.com
Firozabad	Pankaj Kumar	R.L. Verma	firozabad@upefa.com
Gautam Budh Nagar		Jai Bhagwan	gbnagar@upefa.com
Ghaziabad		Pawan Kumar Tiwari	ghaziabad@upefa.com
Ghazipur	Manish K. Srivastava		ghazipur@upefa.com
Gonda	Jagdish Sharan Gupta	Shafaat Ullah Khan	gonda@upefa.com

Districts	MIS Incharge	Computer Operator	E-mail
Gorakhpur		Jyoti Shankar Saxena	gorakhpur@upefa.com
Hamirpur	Jeevesh R. Dewedi	Ram Jeewan Yadav	hamirpur@upefa.com
Hardoi	Shailendra Kumar	Vimal Shukla	hardoi@upefa.com
Hathras	Nitin Chadha		hathras@upefa.com
Jaluan	Shashi Kumar		jalaun@upefa.com
Jaunpur	Annand Singh	Km. Ishrawati	jaunpur@upefa.com
Jhansi	Arvind Shukla		jhansi@upefa.com
Jyotiba Phule Nagar		Manohar Singh	jpnnagar@upefa.com
Kannauj	Priyank Dubey	Dilip Kar	kannauj@upefa.com
Kanpur Dehat	Rajeev Kumar	D.K. Tandon	kanpurdehat@upefa.com
Kanpur Nagar	Swapnil K. Shukla	Sushil Rathore	kanpurnagar@upefa.com
Kausambhi			kaushambi@upefa.com
Kheri	Shashi Pal Yadav		lakhimpur@upefa.com
Kushinagar	Mohd. Aqil		kushinagar@upefa.com
Lalitpur	Naresh Katara	A.K. Shukla	lalitpur@upefa.com
Lucknow	Sanjeev Kumar	Priti Raj	lucknow@upefa.com
Maharajganj	Dinesh Mishra	S.C. Jaiswal	maharajganj@upefa.com
Mahoba	Vipin Rushiya		mahoba@upefa.com
Mainpuri	Raghuvendra Dwevidi	P.L. Shah	mainpuri@upefa.com
Mathura	Mohit Bhardwaj	Balbhadra	mathura@upefa.com
Mau	Ritesh Agarwal		mau@upefa.com
Meerut		S.K. Kharey	meerut@upefa.com
Mirzapur	Arshad		mirzapur@upefa.com
Moradabad	Shruti Priya	Mohd. Ikram Kham	moradabad@upefa.com
Muzaffar Nagar	Vipin Kumar	Madhubala Mishra	muzaffarnagar@upefa.com
Pilibhit	Mukesh Kumar	Naval Pilibhit	pilibhit@upefa.com
Pratapgarh	Santosh K. Upadhyay		pratapgarh@upefa.com
Raibareli		K.K. Sharma	raibareli@upefa.com
Rampur	Tabish	Mohd. Abbas	rampur@upefa.com
Saharanpur		Ashish Jain	saharanpur@upefa.com
Sant Kabir Nagar			sknagar@upefa.com
Shahjahanpur	Waqar Alam		shahjahanpur@upefa.com
Shrawasti	M.. Farhan Siddiqi	R.K. Bhatt	shrawasti@upefa.com
Siddhartha Nagar		Sanjeev Kr. Singh	siddharthnagar@upefa.com
Sitapur	Chandra Shekhar Shukla	Sandeep Srivastava	sitapur@upefa.com
Sonbhadra	Pushpendra Singh	Naval K.Singh	sonbhadra@upefa.com
Sultanpur	Sunil Kumar Singh		sultanpur@upefa.com
Unnao	Vijay Mehraotra	Km. Sharda	unnao@upefa.com
Varanasi	Rajesh Kumar Pandey	Chandra Mani	varanasi@upefa.com

Contact information :

Email : upefa@upefa.com
 spdup@rediffmail.com
 upedulko@eth.net
 updpep@sancharnet.in
 Website : http://www.upefa.com

Contents

Agra	1	Kannauj	40
Aligarh	2	Kanpur Dehat	41
Allahabad	3	Kanpur Nagar	42
Ambedkar Nagar	4	Kausambhi	43
Auraiya	5	Kheri	44
Azamgarh	6	Kushinagar	45
Baghpat	7	Lalitpur	46
Bahraich	8	Lucknow	47
Ballia	9	Maharajganj	48
Balrampur	10	Mahoba	49
Banda	11	Mainpuri	50
Barabanki	12	Mathura	51
Bareilly	13	Mau	52
Basti	14	Meerut	53
Bhadoi	15	Mirzapur	54
Bijnor	16	Moradabad	55
Budaun	17	Muzaffar Nagar	56
Bulandsehar	18	Pilibhit	57
Chandauli	19	Pratapgarh	58
Chitrakoot	20	Raibreli	59
Deoria	21	Rampur	60
Etah	22	Saharanpur	61
Etawah	23	Sant Kabir Nagar	62
Faizabad	24	Shahjahanpur	63
Farrukhabad	25	Shrawasti	64
Fatehpur	26	Siddhartha Nagar	65
Firozabad	27	Sitapur	66
Gautam Budh Nagar	28	Sonbhadra	67
Ghaziabad	29	Sultanpur	68
Ghazipur	30	Unnao	69
Gonda	31	Varanasi	70
Gorakhpur	32		
Hamirpur	33		
Hardoi	34		
Hathras	35		
Jaluan	36		
Jaunpur	37		
Jhansi	38		
Jyotiba Phule Nagar	39		

State Elementary Education Report Card 2006-07

Reference Date : 30th Sept'06

EMIS Blocks	968	EMIS CRC's	9055	Villages	92005
-------------	-----	------------	------	----------	-------

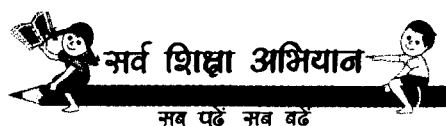
School Category	(In Lacs)		(In Lacs)			(In Lacs)			(In Lacs)		
	Total schools		Enrolment (Govt.)			Enrolment (Private)			Total Enrolment		
	Govt.	Private	Boys	Girls	Total	Boys	Girls	Total	Boys	Girls	Total
Primary	96865	26100	93.07	94.64	187.71	38.13	30.68	68.81	131.20	125.33	256.52
Upper Primary	27407	9945	17.32	17.00	34.32	17.02	13.80	30.82	34.34	30.80	65.14
Total	124272	36045	110.38	111.64	222.03	55.15	44.49	99.63	165.53	156.13	321.66

School Category	Government								
	Teacher			Shiksha Mitras			Total		
	Male	Female	Total	Male	Female	Total	Male	Female	Total
Primary	129089	60108	189197	72137	80512	152649	201226	140620	341846
Upper Primary	59578	19673	79251				59578	19673	79251
Total	188667	79781	268448	72137	80512	152649	260804	160293	421097

Gaps in Govt. Schools	School Category (Parshadiya)		Enrolment										
	Primary	Upper primary	Govt				Private						
			Grade	Boys	Girls	Total	Boys	Girls	Total				
% of Single Teacher Schools	2.28	19.69	I	22.18	22.38	44.57	9.06	7.25	16.31				
% of Toilet Less Schools	13.65	10.25	II	20.73	21.02	41.75	7.79	6.32	14.11				
% of Water Less Schools	1.68	7.06	III	19.33	19.73	39.06	7.40	5.96	13.36				
% of Building Less Schools	0.21	0.18	IV	16.39	16.75	33.14	6.95	5.63	12.58				
Pupil Teacher Ratio	55.54	43.93	V	14.43	14.76	29.18	6.93	5.51	12.44				
% of Female Teachers	40	24.82	VI	6.87	6.83	13.70	5.81	4.74	10.55				
Student Classroom Ratio	56	31	VII	5.75	5.61	11.37	5.68	4.61	10.29				
Particulars	Gross Enrolment Ratio		Net Enrolment Ratio			VIII	4.69	4.55	9.24	5.53	4.46	9.98	
	Boys	Girls	Total	Boys	Girls	Total	P.S.	93.07	94.64	187.71	38.13	30.68	68.81
Primary Schools	96.36	104.05	99.93	89.06	96.32	92.43	U.P.S.	17.32	17.00	34.32	17.02	13.80	30.82
							Total	110.38	111.64	222.03	55.15	44.49	99.63

Enrolment SC/ST	Primary Schools			Upper Primary Schools			Enrolment of children with disability					
	Govt.	Private	Total	Govt.	Private	Total	Particulars			Govt	Private	Total
SC Enrolment	53.52	15.86	69.37	10.91	6.95	17.87	Primary Schools			1.01	0.10	1.12
SC Girls Enrolment	26.57	7.04	33.61	5.26	3.11	8.37	Upper Primary Schools			0.21	0.06	0.27
OBC Enrollment	100.97	29.56	130.54	16.49	13.88	30.36	Total			1.22	0.16	1.39
OBC Girls Enrollment	51.22	12.94	64.16	8.11	6.11	14.22						
ST Enrolment	1.28	0.23	1.51	0.22	0.13	0.35						
ST Girls Enrolment	0.62	0.09	0.71	0.10	0.05	0.16						

School Category	Teacher (Govt.)			Shiksha Mitra (Govt.)			SC Teacher (Govt.)		
	Male	Female	Total	Male	Female	Total	Male	Fem.	Total
Primary Only	129089	60108	189197	72137	80512	152649	31400	16804	48204
Upper Primary Only	59578	19673	79251				12138	3453	15591



Sarva Shiksha Abhiyan

District Elementary Education Report Card 2006-07

District : AGRA

Reference Date : 30th Sept '06

EMIS Blocks	17	EMIS CRC's	122	Villages	1623
-------------	----	------------	-----	----------	------

Enrolment in lacs

School Category	Total Schools		Enrolment (Govt.)			Enrolment (Private)			Total Enrolment		
	Govt.	Private	Boys	Girls	Total	Boys	Girls	Total	Boys	Girls	Total
Primary	1724	540	1.41	1.45	2.86	0.78	0.56	1.34	2.19	2.01	4.20
Upper Primary	424	76	0.21	0.20	0.41	0.25	0.17	0.42	0.46	0.37	0.83
Total	2148	616	1.62	1.65	3.27	1.03	0.73	1.76	2.65	2.38	5.03


School Category	Teacher (Govt.)			Shiksha Mitras (Govt.)			Total		
	Male	Female	Total	Male	Female	Total	Male	Female	Total
Primary	2341	1127	3468	1324	1338	2662	3665	2465	6130
Upper Primary	1149	324	1473				1149	324	1473
Total	3490	1451	4941	1324	1338	2662	4814	2789	7603

Gaps in Govt. Schools	School Category		Enrolment								
	Primary	Upper Primary	Grade	Govt.			Private				
				Boys	Girls	Total	Boys	Girls	Total		
///											
% of Single Teacher Schools	6.38	13.44	I	0.38	0.38	0.76	0.20	0.14	0.34		
% of Toilet Less Schools	10.85	10.14	II	0.34	0.35	0.69	0.16	0.12	0.28		
% of Water Less Schools	7.83	16.75	III	0.28	0.30	0.58	0.15	0.11	0.26		
% of Building Less Schools	0.06	0.00	IV	0.22	0.24	0.46	0.14	0.10	0.24		
% of Classrooms Req. Major Repair	22.91	11.79	V	0.17	0.19	0.36	0.14	0.09	0.23		
Pupil Teacher Ratio	46.19	28.01	VI	0.09	0.08	0.17	0.09	0.06	0.15		
% of Female Teachers	40.21	22.00	VII	0.07	0.07	0.14	0.09	0.06	0.15		
Student Classroom Ratio	51.80	23.37	VIII	0.06	0.05	0.11	0.08	0.05	0.13		

Particulars	Gross Enrolment Ratio			Net Enrolment Ratio		
	Boys	Girls	Total	Boys	Girls	Total
Primary School	89.70	88.58	89.14	84.18	82.78	83.48

Enrolment SC / ST / OBC	Primary			Upper Primary			Enrolment of Children with Disability	Govt.	Private	Total
	Govt.	Private	Total	Govt.	Private	Total				
SC Enrolment	80452	44399	124851	11932	12922	24854	Primary	1816	113	1929
SC Girls Enrolment	39426	18871	58297	5367	5084	10451	Upper Primary	370	47	417
OBC Enrolment	152285	55374	207659	19850	17231	37081				
OBC Girls Enrolment	81445	22412	103857	9492	6704	16196				
ST Enrolment	0	0	0	0	0	0				
ST Girls Enrolment	0	0	0	0	0	0				

School Category	Teacher (Govt.)			Shiksha Mitras (Govt.)			SC Teacher (Govt.)			ST Teacher (Govt.)		
	Male	Female	Total	Male	Female	Total	Male	Female	Total	Male	Female	Total
Primary	2341	1127	3468	1324	1338	2662	288	77	365	7	4	11
Upper Primary	1149	324	1473				281	99	380	6	0	6



Sarva Shiksha Abhiyan

District Elementary Education Report Card

2006-07

District : ALIGARH

Reference Date : 30th Sept '06

EMIS Blocks	14	EMIS CRC's	124	Villages	1503
-------------	----	------------	-----	----------	------

Enrolment in lacs

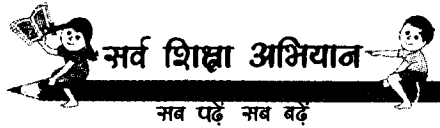
School Category	Total Schools		Enrolment (Govt.)			Enrolment (Private)			Total Enrolment		
	Govt.	Private	Boys	Girls	Total	Boys	Girls	Total	Boys	Girls	Total
Primary	1541	535	1.38	1.41	2.79	0.69	0.47	1.16	2.07	1.88	3.95
Upper Primary	469	187	0.24	0.22	0.46	0.36	0.24	0.60	0.60	0.46	1.06
Total	2010	722	1.62	1.63	3.25	1.05	0.71	1.76	2.67	2.34	5.01

School Category	Teacher (Govt.)			Shiksha Mitras (Govt.)			Total		
	Male	Female	Total	Male	Female	Total	Male	Female	Total
Primary	2029	1390	3419	1098	1350	2448	3127	2740	5867
Upper Primary	1390	422	1812				1390	422	1812
Total	3419	1812	5231	1098	1350	2448	4517	3162	7679

Gaps in Govt. Schools	School Category		Enrolment										
	Primary	Upper Primary	Grade	Govt.			Private						
				Boys	Girls	Total	Boys	Girls	Total				
% of Single Teacher Schools	3.63	0.00	I	0.39	0.38	0.77	0.19	0.13	0.32				
% of Toilet Less Schools	0.91	2.35	II	0.31	0.31	0.62	0.14	0.10	0.24				
% of Water Less Schools	0.39	2.99	III	0.28	0.29	0.57	0.13	0.09	0.22				
% of Building Less Schools	0.00	0.00	IV	0.23	0.24	0.47	0.12	0.08	0.20				
% of Classrooms Req. Major Repair	8.76	8.53	V	0.18	0.19	0.37	0.11	0.07	0.18				
Pupil Teacher Ratio	47.26	25.40	VI	0.10	0.09	0.19	0.13	0.09	0.22				
% of Female Teachers	46.70	23.29	VII	0.08	0.07	0.15	0.12	0.08	0.20				
Student Classroom Ratio	48.74	26.72	VIII	0.06	0.06	0.12	0.11	0.07	0.18				
Particulars	Gross Enrolment Ratio			Net Enrolment Ratio			P.S.	1.39	1.41	2.80	0.69	0.47	1.16
Primary School	Boys	Girls	Total	Boys	Girls	Total	U.P.S.	0.24	0.22	0.46	0.36	0.24	0.60
	91.95	99.45	95.70	84.74	91.18	87.96	Total	1.63	1.63	3.26	1.05	0.71	1.76

Enrolment SC /ST / OBC	Primary			Upper Primary			Enrolment of Children with Disability	Govt.	Private	Total
	Govt.	Private	Total	Govt.	Private	Total				
SC Enrolment	87563	30291	117854	16419	14145	30564	Primary	2640	592	3232
SC Girls Enrolment	43035	12433	55468	7285	5789	13074				
OBC Enrolment	130928	44094	175022	18527	22655	41182				
OBC Girls Enrolment	70945	17443	88388	8893	8847	17740				
ST Enrolment	0	0	0	0	0	0				
ST Girls Enrolment	0	0	0	0	0	0				

School Category	Teacher (Govt.)			Shiksha Mitras (Govt.)			SC Teacher (Govt.)			ST Teacher (Govt.)		
	Male	Female	Total	Male	Female	Total	Male	Female	Total	Male	Female	Total
Primary	2029	1390	3419	1098	1350	2448	214	89	303	21	17	38
Upper Primary	1390	422	1812				259	62	321	16	8	24



Sarva Shiksha Abhiyan

District Elementary Education Report Card 2006-07

District : ALLAHABAD

Reference Date : 30th Sept '06

EMIS Blocks	22	EMIS CRC's	296	Villages	2190
-------------	----	------------	-----	----------	------

Enrolment in lacs

School Category	Total Schools		Enrolment (Govt.)			Enrolment (Private)			Total Enrolment		
	Govt.	Private	Boys	Girls	Total	Boys	Girls	Total	Boys	Girls	Total
Primary	2235	686	2.57	2.67	5.24	0.81	0.71	1.52	3.38	3.38	6.76
Upper Primary	790	389	0.43	0.44	0.87	0.89	0.72	1.61	1.32	1.16	2.48
Total	3025	1075	3.00	3.11	6.11	1.70	1.43	3.13	4.70	4.54	9.24

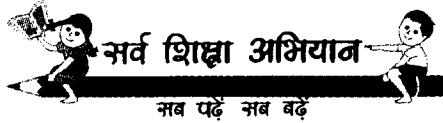
School Category	Teacher (Govt.)			Shiksha Mitras (Govt.)			Total		
	Male	Female	Total	Male	Female	Total	Male	Female	Total
Primary	2756	2532	5288	1418	1853	3271	4174	4385	8559
Upper Primary	1259	594	1853				1259	594	1853
Total	4015	3126	7141	1418	1853	3271	5433	4979	10412

Gaps in Govt. Schools	School Category		Enrolment						
	Primary	Upper Primary	Grade	Govt.			Private		
				Boys	Girls	Total	Boys	Girls	Total
% of Single Teacher Schools	2.24	42.28	I	0.65	0.66	1.31	0.18	0.16	0.34
% of Toilet Less Schools	6.76	6.20	II	0.60	0.63	1.23	0.16	0.14	0.30
% of Water Less Schools	4.83	18.61	III	0.52	0.56	1.08	0.16	0.14	0.30
% of Building Less Schools	0.76	0.13	IV	0.44	0.45	0.89	0.16	0.13	0.29
% of Classrooms Req. Major Repair	11.54	9.75	V	0.36	0.38	0.74	0.15	0.14	0.29
Pupil Teacher Ratio	61.23	47.24	VI	0.18	0.19	0.37	0.30	0.25	0.55
% of Female Teachers	51.23	32.06	VII	0.14	0.15	0.29	0.30	0.24	0.54
Student Classroom Ratio	52.64	29.13	VIII	0.11	0.11	0.22	0.29	0.23	0.52
			P.S.	2.57	2.68	5.25	0.81	0.71	1.52
			U.P.S.	0.43	0.45	0.88	0.89	0.72	1.61
			Total	3.00	3.13	6.13	1.70	1.43	3.13

Particulars	Gross Enrolment Ratio			Net Enrolment Ratio		
	Boys	Girls	Total	Boys	Girls	Total
Primary School	90.57	103.51	97.04	78.98	89.89	84.43

Enrolment SC /ST / OBC	Primary			Upper Primary			Enrolment of Children with Disability	Govt.	Private	Total
	Govt.	Private	Total	Govt.	Private	Total				
SC Enrolment	169866	34317	204183	29076	34149	63225	Primary	2131	76	2207
SC Girls Enrolment	84176	16255	100431	13852	14869	28721				
OBC Enrolment	279104	82132	361236	42806	79091	121897	Upper Primary	377	78	455
OBC Girls Enrolment	153078	37850	190928	21796	34616	56412				
ST Enrolment	1035	12	1047	305	35	340				
ST Girls Enrolment	536	4	540	154	12	166				

School Category	Teacher (Govt.)			Shiksha Mitras (Govt.)			SC Teacher (Govt.)			ST Teacher (Govt.)		
	Male	Female	Total	Male	Female	Total	Male	Female	Total	Male	Female	Total
Primary	2756	2532	5288	1418	1853	3271	9	227	476	19	23	42
Upper Primary	1259	594	1853				255	131	386	8	6	14



Sarva Shiksha Abhiyan

District Elementary Education Report Card 2006-07

District : AMBEDKAR NAGAR

Reference Date : 30th Sept '06

EMIS Blocks	10	EMIS CRC's	111	Villages	1166
-------------	----	------------	-----	----------	------

Enrolment in lacs

School Category	Total Schools		Enrolment (Govt.)			Enrolment (Private)			Total Enrolment		
	Govt.	Private	Boys	Girls	Total	Boys	Girls	Total	Boys	Girls	Total
Primary	1155	520	1.14	1.22	2.36	0.68	0.58	1.26	1.82	1.80	3.62
Upper Primary	244	302	0.23	0.24	0.47	0.40	0.43	0.83	0.63	0.67	1.30
Total	1399	822	1.37	1.46	2.83	1.08	1.01	2.09	2.45	2.47	4.92

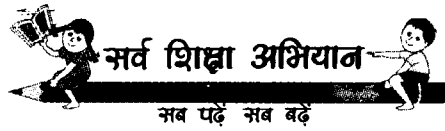
School Category	Teacher (Govt.)			Shiksha Mitras (Govt.)			Total		
	Male	Female	Total	Male	Female	Total	Male	Female	Total
Primary	1955	685	2640	565	1556	2121	2520	2241	4761
Upper Primary	721	144	865				721	144	865
Total	2676	829	3505	565	1556	2121	3241	2385	5626

Gaps in Govt. Schools	School Category		Enrolment						
	Primary	Upper Primary	Grade	Govt.			Private		
				Boys	Girls	Total	Boys	Girls	Total
% of Single Teacher Schools	1.30	15.57	I	0.28	0.29	0.57	0.18	0.14	0.32
% of Toilet Less Schools	4.42	19.67	II	0.26	0.27	0.53	0.13	0.12	0.25
% of Water Less Schools	3.98	15.16	III	0.23	0.25	0.48	0.13	0.11	0.24
% of Building Less Schools	0.35	0.41	IV	0.20	0.22	0.42	0.12	0.11	0.23
% of Classrooms Req. Major Repair	12.64	6.56	V	0.18	0.20	0.38	0.12	0.10	0.22
Pupil Teacher Ratio	49.66	54.57	VI	0.09	0.09	0.18	0.14	0.14	0.28
% of Female Teachers	47.07	16.65	VII	0.08	0.08	0.16	0.13	0.14	0.27
Student Classroom Ratio	56.34	47.13	VIII	0.06	0.07	0.13	0.13	0.14	0.27

Particulars	Gross Enrolment Ratio			Net Enrolment Ratio		
	Boys	Girls	Total	Boys	Girls	Total
Primary School	97.84	109.08	103.46	91.20	102.09	96.65

Enrolment SC /ST / OBC	Primary			Upper Primary			Enrolment of Children with Disability	Govt.	Private	Total
	Govt.	Private	Total	Govt.	Private	Total				
SC Enrolment	79084	19714	98798	18208	19485	37693	Primary	1216	216	1432
SC Girls Enrolment	40496	8484	48980	9259	10285	19544				
OBC Enrolment	124909	62270	187179	20610	42438	63048				
OBC Girls Enrolment	69569	28610	98179	10835	21263	32098				
ST Enrolment	0	150	150	0	17	17				
ST Girls Enrolment	0	56	56	0	3	3				

School Category	Teacher (Govt.)			Shiksha Mitras (Govt.)			SC Teacher (Govt.)			ST Teacher (Govt.)		
	Male	Female	Total	Male	Female	Total	Male	Female	Total	Male	Female	Total
Primary	1955	685	2640	565	1556	2121	302	99	401	0	0	0
Upper Primary	721	144	865				190	46	236	0	1	1



Sarva Shiksha Abhiyan

District Elementary Education Report Card 2006-07

District : AURAIYA

Reference Date : 30th Sept ' 06

EMIS Blocks	8	EMIS CRC's	89	Villages	1030
-------------	---	------------	----	----------	------

Enrolment in lacs

School Category	Total Schools		Enrolment (Govt.)			Enrolment (Private)			Total Enrolment		
	Govt.	Private	Boys	Girls	Total	Boys	Girls	Total	Boys	Girls	Total
Primary	929	264	0.69	0.69	1.38	0.34	0.29	0.63	1.03	0.98	2.01
Upper Primary	390	187	0.18	0.20	0.38	0.22	0.20	0.42	0.40	0.40	0.80
Total	1319	451	0.87	0.89	1.76	0.56	0.49	1.05	1.43	1.38	2.81

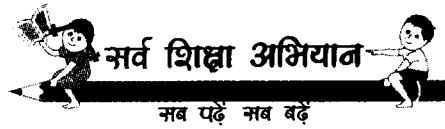
School Category	Teacher (Govt.)			Shiksha Mitras (Govt.)			Total		
	Male	Female	Total	Male	Female	Total	Male	Female	Total
Primary	1125	581	1706	608	749	1357	1733	1330	3063
Upper Primary	1222	301	1523				1222	301	1523
Total	2347	882	3229	608	749	1357	2955	1631	4586

Gaps in Govt. Schools	School Category		Enrolment						
	Primary	Upper Primary	Grade	Govt.			Private		
				Boys	Girls	Total	Boys	Girls	Total
% of Single Teacher Schools	1.51	9.49	I	0.15	0.14	0.29	0.07	0.06	0.13
% of Toilet Less Schools	0.11	2.05	II	0.14	0.14	0.28	0.07	0.06	0.13
% of Water Less Schools	1.08	17.69	III	0.15	0.15	0.30	0.07	0.06	0.13
% of Building Less Schools	0.00	0.26	IV	0.13	0.13	0.26	0.07	0.06	0.13
% of Classrooms Req. Major Repair	10.66	6.67	V	0.12	0.13	0.25	0.07	0.05	0.12
Pupil Teacher Ratio	45.00	24.82	VI	0.06	0.07	0.13	0.07	0.07	0.14
% of Female Teachers	43.42	19.76	VII	0.06	0.07	0.13	0.07	0.07	0.14
Student Classroom Ratio	43.23	28.44	VIII	0.05	0.06	0.11	0.07	0.06	0.13
			P.S.	0.69	0.69	1.38	0.35	0.29	0.64
			U.P.S.	0.17	0.20	0.37	0.21	0.20	0.41
			Total	0.86	0.89	1.75	0.56	0.49	1.05

Particulars	Gross Enrolment Ratio			Net Enrolment Ratio		
	Boys	Girls	Total	Boys	Girls	Total
Primary School	98.42	110.48	104.45	92.38	103.62	98.00

Enrolment SC / ST / OBC	Primary			Upper Primary			Enrolment of Children with Disability	Govt.	Private	Total
	Govt.	Private	Total	Govt.	Private	Total				
SC Enrolment	45742	16459	62201	13479	10299	23778	Primary	454	18	472
SC Girls Enrolment	22420	7600	30020	6788	5064	11852	Upper Primary	139	16	155
OBC Enrolment	71982	28336	100318	18293	20158	38451				
OBC Girls Enrolment	40320	12995	53315	9905	9467	19372				
ST Enrolment	97	1	98	13	2	15				
ST Girls Enrolment	40	0	40	5	1	6				

School Category	Teacher (Govt.)			Shiksha Mitras (Govt.)			SC Teacher (Govt.)			ST Teacher (Govt.)		
	Male	Female	Total	Male	Female	Total	Male	Female	Total	Male	Female	Total
Primary	1125	581	1706	608	749	1357	225	76	301	2	1	3
Upper Primary	1222	301	1523				224	52	276	2	0	2



Sarva Shiksha Abhiyan

District Elementary Education Report Card

2006-07

District : AZAMGARH

Reference Date : 30th Sept '06

EMIS Blocks	23	EMIS CRC's	280	Villages	2265
-------------	----	------------	-----	----------	------

Enrolment in lacs

School Category	Total Schools		Enrolment (Govt.)			Enrolment (Private)			Total Enrolment		
	Govt.	Private	Boys	Girls	Total	Boys	Girls	Total	Boys	Girls	Total
Primary	1964	950	2.09	2.29	4.38	1.35	1.11	2.46	3.44	3.40	6.84
Upper Primary	514	437	0.43	0.42	0.85	0.65	0.65	1.30	1.08	1.07	2.15
Total	2478	1387	2.52	2.71	5.23	2.00	1.76	3.76	4.52	4.47	8.99

School Category	Teacher (Govt.)			Shiksha Mitras (Govt.)			Total		
	Male	Female	Total	Male	Female	Total	Male	Female	Total
Primary	3885	1409	5294	1172	1964	3136	5057	3373	8430
Upper Primary	1512	500	2012				1512	500	2012
Total	5397	1909	7306	1172	1964	3136	6569	3873	10442

Gaps in Govt. Schools	School Category		Enrolment						
	Primary	Upper Primary	Grade	Govt.			Private		
				Boys	Girls	Total	Boys	Girls	Total
% of Single Teacher Schools	3.21	16.54	I	0.52	0.57	1.09	0.34	0.28	0.62
% of Toilet Less Schools	33.66	16.73	II	0.44	0.49	0.93	0.28	0.23	0.51
% of Water Less Schools	3.16	19.84	III	0.41	0.45	0.86	0.26	0.22	0.48
% of Building Less Schools	0.46	0.00	IV	0.37	0.41	0.78	0.25	0.21	0.46
% of Classrooms Req. Major Repair	29.68	27.24	V	0.34	0.38	0.72	0.24	0.19	0.43
Pupil Teacher Ratio	51.71	42.51	VI	0.18	0.18	0.36	0.22	0.22	0.44
% of Female Teachers	40.01	24.85	VII	0.14	0.13	0.27	0.22	0.22	0.44
Student Classroom Ratio	64.51	39.88	VIII	0.11	0.10	0.21	0.21	0.21	0.42
			P.S.	2.08	2.30	4.38	1.37	1.13	2.50
			U.P.S.	0.43	0.41	0.84	0.65	0.65	1.30
			Total	2.51	2.71	5.22	2.02	1.78	3.80

Particulars	Gross Enrolment Ratio			Net Enrolment Ratio		
	Boys	Girls	Total	Boys	Girls	Total
Primary School	102.27	108.02	105.15	88.71	94.08	91.40

Enrolment SC /ST / OBC	Primary			Upper Primary			Enrolment of Children with Disability	Govt.	Private	Total
	Govt.	Private	Total	Govt.	Private	Total				
SC Enrolment	154975	89636	244611	33881	37680	71561	Primary	2137	255	2392
SC Girls Enrolment	79506	40394	119900	16569	19068	35637				
OBC Enrolment	249991	108658	358649	42819	63451	106270				
OBC Girls Enrolment	141752	48788	190540	21515	31927	53442				
ST Enrolment	1234	1204	2438	192	558	750				
ST Girls Enrolment	677	220	897	89	309	398				

School Category	Teacher (Govt.)			Shiksha Mitras (Govt.)			SC Teacher (Govt.)			ST Teacher (Govt.)		
	Male	Female	Total	Male	Female	Total	Male	Female	Total	Male	Female	Total
Primary	3885	1409	5294	1172	1964	3136	570	162	732	23	2	25
Upper Primary	1512	500	2012				396	128	524	5	2	7



Sarva Shiksha Abhiyan

District Elementary Education Report Card 2006-07

District : BAGHPAT

Reference Date : 30th Sept '06

EMIS Blocks	7	EMIS CRC's	56	Villages	308
-------------	---	------------	----	----------	-----

Enrolment in lacs

School Category	Total Schools		Enrolment (Govt.)			Enrolment (Private)			Total Enrolment		
	Govt.	Private	Boys	Girls	Total	Boys	Girls	Total	Boys	Girls	Total
Primary	483	159	0.55	0.43	0.98	0.21	0.15	0.36	0.76	0.58	1.34
Upper Primary	148	96	0.13	0.09	0.22	0.16	0.14	0.30	0.29	0.23	0.52
Total	631	255	0.68	0.52	1.20	0.37	0.29	0.66	1.05	0.81	1.86

School Category	Teacher (Govt.)			Shiksha Mitras (Govt.)			Total		
	Male	Female	Total	Male	Female	Total	Male	Female	Total
Primary	1161	166	1327	287	27	314	1448	193	1641
Upper Primary	373	50	423				373	50	423
Total	1534	216	1750	287	27	314	1821	243	2064

Gaps in Govt. Schools	School Category		Enrolment						
	Primary	Upper Primary	Grade	Govt.			Private		
				Boys	Girls	Total	Boys	Girls	Total
% of Single Teacher Schools	0.00	0.00	I	0.15	0.12	0.27	0.05	0.04	0.09
% of Toilet Less Schools	6.00	8.11	II	0.12	0.09	0.21	0.05	0.03	0.08
% of Water Less Schools	0.62	2.70	III	0.11	0.08	0.19	0.05	0.03	0.08
% of Building Less Schools	0.00	0.00	IV	0.09	0.07	0.16	0.04	0.03	0.07
% of Classrooms Req. Major Repair	0.00	0.00	V	0.09	0.06	0.15	0.03	0.02	0.05
Pupil Teacher Ratio	59.26	49.94	VI	0.05	0.04	0.09	0.05	0.05	0.10
% of Female Teachers	11.76	11.82	VII	0.04	0.03	0.07	0.05	0.05	0.10
Student Classroom Ratio	48.40	24.63	VIII	0.04	0.03	0.07	0.05	0.04	0.09
			P.S.	0.56	0.42	0.98	0.22	0.15	0.37
			U.P.S.	0.13	0.10	0.23	0.15	0.14	0.29
			Total	0.69	0.52	1.21	0.37	0.29	0.66

Particulars	Gross Enrolment Ratio			Net Enrolment Ratio		
	Boys	Girls	Total	Boys	Girls	Total
Primary School	103.02	101.02	102.02	66.05	65.09	65.57

Enrolment SC /ST / OBC	Primary			Upper Primary			Enrolment of Children with Disability	Govt.	Private	Total
	Govt.	Private	Total	Govt.	Private	Total				
SC Enrolment	30498	9403	39901	5279	5776	11055	Primary	964	230	1194
SC Girls Enrolment	13413	3928	17341	2311	2579	4890	Upper Primary	258	115	373
OBC Enrolment	49828	19037	68865	11679	17781	29460				
OBC Girls Enrolment	23756	7706	31462	4810	8585	13395				
ST Enrolment	2	0	2	4	7	11				
ST Girls Enrolment	0	0	0	0	2	2				

School Category	Teacher (Govt.)			Shiksha Mitras (Govt.)			SC Teacher (Govt.)			ST Teacher (Govt.)		
	Male	Female	Total	Male	Female	Total	Male	Female	Total	Male	Female	Total
Primary	1161	166	1327	287	27	314	80	13	93	31	3	34
Upper Primary	373	50	423				56	2	58	27	2	29



Sarva Shiksha Abhiyan

District Elementary Education Report Card

2006-07

District : BAHRAICH

Reference Date : 30th Sept '06

EMIS Blocks	15	EMIS CRC's	138	Villages	1497
-------------	----	------------	-----	----------	------

Enrolment in lacs

School Category	Total Schools		Enrolment (Govt.)			Enrolment (Private)			Total Enrolment		
	Govt.	Private	Boys	Girls	Total	Boys	Girls	Total	Boys	Girls	Total
Primary	1896	155	1.91	1.75	3.66	0.18	0.12	0.30	2.09	1.87	3.96
Upper Primary	497	51	0.24	0.21	0.45	0.11	0.06	0.17	0.35	0.27	0.62
Total	2393	206	2.15	1.96	4.11	0.29	0.18	0.47	2.44	2.14	4.58


School Category	Teacher (Govt.)			Shiksha Mitras (Govt.)			Total		
	Male	Female	Total	Male	Female	Total	Male	Female	Total
Primary	1687	811	2498	1588	1551	3139	3275	2362	5637
Upper Primary	732	217	949				732	217	949
Total	2419	1028	3447	1588	1551	3139	4007	2579	6586

Gaps in Govt. Schools	School Category		Enrolment						
	Primary	Upper Primary	Grade	Govt.			Private		
				Boys	Girls	Total	Boys	Girls	Total
% of Single Teacher Schools	7.65	50.50	I	0.43	0.40	0.83	0.05	0.04	0.09
% of Toilet Less Schools	48.68	20.32	II	0.40	0.36	0.76	0.03	0.02	0.05
% of Water Less Schools	0.00	0.20	III	0.43	0.39	0.82	0.03	0.02	0.05
% of Building Less Schools	1.27	0.60	IV	0.36	0.33	0.69	0.03	0.02	0.05
% of Classrooms Req. Major Repair	30.17	16.50	V	0.30	0.27	0.57	0.03	0.02	0.05
Pupil Teacher Ratio	64.83	47.96	VI	0.11	0.09	0.20	0.04	0.02	0.06
% of Female Teachers	41.90	22.87	VII	0.07	0.06	0.13	0.04	0.02	0.06
Student Classroom Ratio	62.82	23.85	VIII	0.06	0.05	0.11	0.03	0.02	0.05
			P.S.	1.92	1.75	3.67	0.17	0.12	0.29
			U.P.S.	0.24	0.20	0.44	0.11	0.06	0.17
			Total	2.16	1.95	4.11	0.28	0.18	0.46

Particulars	Gross Enrolment Ratio			Net Enrolment Ratio		
	Boys	Girls	Total	Boys	Girls	Total
Primary School	93.07	104.51	98.79	87.17	98.02	92.60

Enrolment SC /ST / OBC	Primary			Upper Primary			Enrolment of Children with Disability	Govt.	Private	Total
	Govt.	Private	Total	Govt.	Private	Total				
SC Enrolment	67297	3227	70524	9083	2289	11372	Primary	1427	44	1471
SC Girls Enrolment	32339	1194	33533	4133	678	4811				
OBC Enrolment	215107	14195	229302	21456	7014	28470				
OBC Girls Enrolment	105180	5563	110743	9324	2189	11513				
ST Enrolment	1904	293	2197	425	0	425				
ST Girls Enrolment	941	175	1116	186	0	186				

School Category	Teacher (Govt.)			Shiksha Mitras (Govt.)			SC Teacher (Govt.)			ST Teacher (Govt.)		
	Male	Female	Total	Male	Female	Total	Male	Female	Total	Male	Female	Total
Primary	1687	811	2498	1588	1551	3139	215	63	278	10	4	14
Upper Primary	732	217	949				97	16	113	6	1	7



Sarva Shiksha Abhiyan

District Elementary Education Report Card 2006-07

District : BALLIA

Reference Date : 30th Sept '06

EMIS Blocks	18	EMIS CRC's	168	Villages	1616
-------------	----	------------	-----	----------	------

Enrolment in lacs

School Category	Total Schools		Enrolment (Govt.)			Enrolment (Private)			Total Enrolment		
	Govt.	Private	Boys	Girls	Total	Boys	Girls	Total	Boys	Girls	Total
Primary	1727	481	1.64	1.74	3.38	0.54	0.51	1.05	2.18	2.25	4.43
Upper Primary	384	241	0.34	0.34	0.68	0.21	0.24	0.45	0.55	0.58	1.13
Total	2111	722	1.98	2.08	4.06	0.75	0.75	1.50	2.73	2.83	5.56

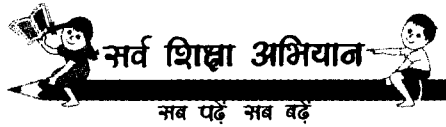
School Category	Teacher (Govt.)			Shiksha Mitras (Govt.)			Total		
	Male	Female	Total	Male	Female	Total	Male	Female	Total
Primary	3647	1129	4776	1653	591	2244	5300	1720	7020
Upper Primary	1179	286	1465				1179	286	1465
Total	4826	1415	6241	1653	591	2244	6479	2006	8485

Gaps in Govt. Schools	School Category		Enrolment						
	Primary	Upper Primary	Grade	Govt.			Private		
				Boys	Girls	Total	Boys	Girls	Total
% of Single Teacher Schools	0.00	0.00	I	0.41	0.43	0.84	0.11	0.11	0.22
% of Toilet Less Schools	2.49	5.99	II	0.39	0.42	0.81	0.11	0.10	0.21
% of Water Less Schools	1.85	10.42	III	0.34	0.36	0.70	0.11	0.10	0.21
% of Building Less Schools	0.00	0.26	IV	0.27	0.29	0.56	0.11	0.10	0.21
% of Classrooms Req. Major Repair	53.73	47.40	V	0.24	0.25	0.49	0.10	0.09	0.19
Pupil Teacher Ratio	48.25	46.39	VI	0.13	0.13	0.26	0.07	0.08	0.15
% of Female Teachers	24.50	19.52	VII	0.12	0.11	0.23	0.07	0.08	0.15
Student Classroom Ratio	57.47	40.86	VIII	0.10	0.10	0.20	0.08	0.08	0.16
			P.S.	1.65	1.75	3.40	0.54	0.50	1.04
			U.P.S.	0.35	0.34	0.69	0.22	0.24	0.46
			Total	2.00	2.09	4.09	0.76	0.74	1.50

Particulars	Gross Enrolment Ratio			Net Enrolment Ratio		
	Boys	Girls	Total	Boys	Girls	Total
Primary School	94.32	105.99	100.15	89.48	100.35	94.92

Enrolment SC /ST / OBC	Primary			Upper Primary			Enrolment of Children with Disability	Govt.	Private	Total
	Govt.	Private	Total	Govt.	Private	Total				
SC Enrolment	79451	18079	97530	16393	5278	21671	Primary	1742	87	1829
SC Girls Enrolment	39889	8505	48394	8037	2671	10708				
OBC Enrolment	207782	42170	249952	37563	15851	53414				
OBC Girls Enrolment	114745	19985	134730	18325	7965	26290				
ST Enrolment	10021	801	10822	2117	613	2730				
ST Girls Enrolment	5171	303	5474	1031	339	1370				

School Category	Teacher (Govt.)			Shiksha Mitras (Govt.)			SC Teacher (Govt.)			ST Teacher (Govt.)		
	Male	Female	Total	Male	Female	Total	Male	Female	Total	Male	Female	Total
Primary	3647	1129	4776	1653	591	2244	434	124	558	23	6	29
Upper Primary	1179	286	1465				305	73	378	33	5	38



Sarva Shiksha Abhiyan

District Elementary Education Report Card

2006-07

District : BALRAMPUR

Reference Date :

30th Sept '06

EMIS Blocks	11	EMIS CRC's	104	Villages	1023
-------------	----	------------	-----	----------	------

Enrolment in lacs

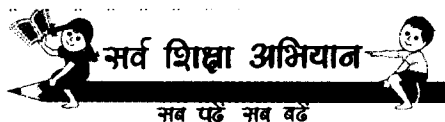
School Category	Total Schools		Enrolment (Govt.)			Enrolment (Private)			Total Enrolment		
	Govt.	Private	Boys	Girls	Total	Boys	Girls	Total	Boys	Girls	Total
Primary	1061	208	1.14	1.00	2.14	0.31	0.24	0.55	1.45	1.24	2.69
Upper Primary	342	47	0.16	0.12	0.28	0.11	0.07	0.18	0.27	0.19	0.46
Total	1403	255	1.30	1.12	2.42	0.42	0.31	0.73	1.72	1.43	3.15

School Category	Teacher (Govt.)			Shiksha Mitras (Govt.)			Total		
	Male	Female	Total	Male	Female	Total	Male	Female	Total
Primary	1110	333	1443	883	746	1629	1993	1079	3072
Upper Primary	415	148	563				415	148	563
Total	1525	481	2006	883	746	1629	2408	1227	3635

Gaps in Govt. Schools	School Category		Enrolment										
	Primary	Upper Primary	Grade	Govt.			Private						
				Boys	Girls	Total	Boys	Girls	Total				
% of Single Teacher Schools	0.28	62.57	I	0.28	0.26	0.54	0.09	0.07	0.16				
% of Toilet Less Schools	3.96	4.97	II	0.23	0.20	0.43	0.06	0.05	0.11				
% of Water Less Schools	0.09	0.00	III	0.24	0.22	0.46	0.06	0.05	0.11				
% of Building Less Schools	0.00	0.00	IV	0.21	0.18	0.39	0.05	0.04	0.09				
% of Classrooms Req. Major Repair	16.31	16.37	V	0.18	0.15	0.33	0.05	0.04	0.09				
Pupil Teacher Ratio	69.69	50.91	VI	0.06	0.05	0.11	0.04	0.03	0.07				
% of Female Teachers	35.12	26.29	VII	0.05	0.04	0.09	0.04	0.02	0.06				
Student Classroom Ratio	62.60	22.90	VIII	0.04	0.03	0.07	0.03	0.02	0.05				
Particulars	Gross Enrolment Ratio			Net Enrolment Ratio			P.S.	1.14	1.01	2.15	0.31	0.25	0.56
Primary School	Boys	Girls	Total	Boys	Girls	Total	U.P.S.	0.15	0.12	0.27	0.11	0.07	0.18
	90.37	109.80	100.09	88.76	107.77	98.26	Total	1.29	1.13	2.42	0.42	0.32	0.74

Enrolment SC /ST / OBC	Primary			Upper Primary			Enrolment of Children with Disability	Govt.	Private	Total
	Govt.	Private	Total	Govt.	Private	Total				
SC Enrolment	45522	6748	52270	6332	2034	8366	Primary	738	142	880
SC Girls Enrolment	21533	2993	24526	2751	776	3527		Upper Primary	135	5
OBC Enrolment	120411	24226	144637	13964	9694	23658				
OBC Girls Enrolment	57967	10062	68029	5865	3568	9433				
ST Enrolment	3076	525	3601	333	342	675				
ST Girls Enrolment	1464	148	1612	209	78	287				

School Category	Teacher (Govt.)			Shiksha Mitras (Govt.)			SC Teacher (Govt.)			ST Teacher (Govt.)		
	Male	Female	Total	Male	Female	Total	Male	Female	Total	Male	Female	Total
Primary	1110	333	1443	883	746	1629	131	24	155	24	3	27
Upper Primary	415	148	563				56	12	68	7	2	9



Sarva Shiksha Abhiyan

District Elementary Education Report Card 2006-07

District : BANDA

Reference Date : 30th Sept '06

EMIS Blocks	9	EMIS CRC's	72	Villages	485
-------------	---	------------	----	----------	-----

Enrolment in lacs


School Category	Total Schools		Enrolment (Govt.)			Enrolment (Private)			Total Enrolment		
	Govt.	Private	Boys	Girls	Total	Boys	Girls	Total	Boys	Girls	Total
Primary	1240	257	1.21	1.16	2.37	0.26	0.17	0.43	1.47	1.33	2.80
Upper Primary	477	84	0.26	0.23	0.49	0.14	0.08	0.22	0.40	0.31	0.71
Total	1717	341	1.47	1.39	2.86	0.40	0.25	0.65	1.87	1.64	3.51

School Category	Teacher (Govt.)			Shiksha Mitras (Govt.)			Total		
	Male	Female	Total	Male	Female	Total	Male	Female	Total
Primary	1560	435	1995	1081	1057	2138	2641	1492	4133
Upper Primary	904	378	1282				904	378	1282
Total	2464	813	3277	1081	1057	2138	3545	1870	5415

Gaps in Govt. Schools	School Category		Enrolment										
	Primary	Upper Primary	Grade	Govt.			Private						
				Boys	Girls	Total	Boys	Girls	Total				
% of Single Teacher Schools	2.34	20.96	I	0.27	0.26	0.53	0.05	0.04	0.09				
% of Toilet Less Schools	2.26	0.21	II	0.29	0.29	0.58	0.05	0.04	0.09				
% of Water Less Schools	0.65	2.10	III	0.25	0.23	0.48	0.05	0.04	0.09				
% of Building Less Schools	0.08	0.21	IV	0.21	0.20	0.41	0.05	0.03	0.08				
% of Classrooms Req. Major Repair	28.71	25.37	V	0.19	0.18	0.37	0.05	0.03	0.08				
Pupil Teacher Ratio	57.16	38.96	VI	0.10	0.09	0.19	0.04	0.03	0.07				
% of Female Teachers	36.10	29.49	VII	0.09	0.08	0.17	0.05	0.03	0.08				
Student Classroom Ratio	55.91	29.72	VIII	0.07	0.06	0.13	0.05	0.03	0.08				
Particulars	Gross Enrolment Ratio			Net Enrolment Ratio			P.S.	1.21	1.16	2.37	0.25	0.18	0.43
Primary School	Boys	Girls	Total	Boys	Girls	Total	U.P.S.	0.26	0.23	0.49	0.14	0.09	0.23
	103.90	106.34	105.12	93.29	95.83	94.56	Total	1.47	1.39	2.86	0.39	0.27	0.66

Enrolment SC /ST / OBC	Primary			Upper Primary			Enrolment of Children with Disability	Govt.	Private	Total
	Govt.	Private	Total	Govt.	Private	Total				
SC Enrolment	56778	9128	65906	11204	4491	15695	Primary	983	82	1065
SC Girls Enrolment	26613	3454	30067	5081	1535	6616	Upper Primary	336	30	366
OBC Enrolment	133922	18695	152617	25880	10452	36332				
OBC Girls Enrolment	71186	7253	78439	11824	3616	15440				
ST Enrolment	17	0	17	0	0	0				
ST Girls Enrolment	9	0	9	0	0	0				

School Category	Teacher (Govt.)			Shiksha Mitras (Govt.)			SC Teacher (Govt.)			ST Teacher (Govt.)		
	Male	Female	Total	Male	Female	Total	Male	Female	Total	Male	Female	Total
Primary	1560	435	1995	1081	1057	2138	235	34	269	6	2	8
Upper Primary	904	378	1282				217	55	272	5	3	8



Sarva Shiksha Abhiyan

District Elementary Education Report Card

2006-07

District : BARABANKI

Reference Date :

30th Sept '06

EMIS Blocks	18	EMIS CRC's	164	Villages	1965
-------------	----	------------	-----	----------	------

Enrolment in lacs


School Category	Total Schools		Enrolment (Govt.)			Enrolment (Private)			Total Enrolment		
	Govt.	Private	Boys	Girls	Total	Boys	Girls	Total	Boys	Girls	Total
Primary	1977	460	1.94	1.98	3.92	0.54	0.40	0.94	2.48	2.38	4.86
Upper Primary	536	78	0.37	0.37	0.74	0.21	0.15	0.36	0.58	0.52	1.10
Total	2513	538	2.31	2.35	4.66	0.75	0.55	1.30	3.06	2.90	5.96

School Category	Teacher (Govt.)			Shiksha Mitras (Govt.)			Total		
	Male	Female	Total	Male	Female	Total	Male	Female	Total
Primary	2043	906	2949	1637	2037	3674	3680	2943	6623
Upper Primary	1133	448	1581				1133	448	1581
Total	3176	1354	4530	1637	2037	3674	4813	3391	8204

Gaps in Govt. Schools	School Category		Enrolment										
	Primary	Upper Primary	Grade	Govt.			Private						
				Boys	Girls	Total	Boys	Girls	Total				
% of Single Teacher Schools	0.86	19.96	I	0.47	0.47	0.94	0.13	0.10	0.23				
% of Toilet Less Schools	5.61	17.54	II	0.42	0.42	0.84	0.11	0.08	0.19				
% of Water Less Schools	2.63	13.62	III	0.39	0.40	0.79	0.11	0.08	0.19				
% of Building Less Schools	0.71	0.75	IV	0.34	0.36	0.70	0.10	0.07	0.17				
% of Classrooms Req. Major Repair	29.29	9.89	V	0.31	0.33	0.64	0.10	0.07	0.17				
Pupil Teacher Ratio	59.05	47.21	VI	0.15	0.15	0.30	0.07	0.05	0.12				
% of Female Teachers	44.44	28.34	VII	0.12	0.12	0.24	0.07	0.05	0.12				
Student Classroom Ratio	54.92	35.35	VIII	0.10	0.10	0.20	0.07	0.05	0.12				
Particulars	Gross Enrolment Ratio			Net Enrolment Ratio			P.S.	1.93	1.98	3.91	0.55	0.40	0.95
Primary School	Boys	Girls	Total	Boys	Girls	Total	U.P.S.	0.37	0.37	0.74	0.21	0.15	0.36
	101.85	96.13	98.99	100.42	94.69	97.55	Total	2.30	2.35	4.65	0.76	0.55	1.31

Enrolment SC /ST / OBC	Primary			Upper Primary			Enrolment of Children with Disability	Govt.	Private	Total
	Govt.	Private	Total	Govt.	Private	Total				
SC Enrolment	130328	19610	149938	26491	7367	33858	Primary	2288	74	2362
SC Girls Enrolment	64936	7946	72882	12671	3006	15677				
OBC Enrolment	217640	50066	267706	37937	19953	57890				
OBC Girls Enrolment	118435	21026	139461	19276	8124	27400				
ST Enrolment	95	69	164	298	18	316				
ST Girls Enrolment	46	25	71	164	7	171				

School Category	Teacher (Govt.)			Shiksha Mitras (Govt.)			SC Teacher (Govt.)			ST Teacher (Govt.)		
	Male	Female	Total	Male	Female	Total	Male	Female	Total	Male	Female	Total
Primary	2043	906	2949	1637	2037	3674	300	71	371	4	3	7
Upper Primary	1133	448	1581				213	49	262	8	5	13



Sarva Shiksha Abhiyan

District Elementary Education Report Card 2006-07

District : BAREILLY

Reference Date : 30th Sept '06

EMIS Blocks	19	EMIS CRC's	153	Villages	1872
-------------	----	------------	-----	----------	------

Enrolment in lacs

School Category	Total Schools		Enrolment (Govt.)			Enrolment (Private)			Total Enrolment		
	Govt.	Private	Boys	Girls	Total	Boys	Girls	Total	Boys	Girls	Total
Primary	1927	706	2.09	2.12	4.21	0.79	0.44	1.23	2.88	2.56	5.44
Upper Primary	496	152	0.31	0.26	0.57	0.34	0.16	0.50	0.65	0.42	1.07
Total	2423	858	2.40	2.38	4.78	1.13	0.60	1.73	3.53	2.98	6.51

School Category	Teacher (Govt.)			Shiksha Mitras (Govt.)			Total		
	Male	Female	Total	Male	Female	Total	Male	Female	Total
Primary	2064	1543	3607	1507	1614	3121	3571	3157	6728
Upper Primary	1064	394	1458				1064	394	1458
Total	3128	1937	5065	1507	1614	3121	4635	3551	8186

Gaps in Govt. Schools	School Category		Enrolment						
	Primary	Upper Primary	Grade	Govt.			Private		
				Boys	Girls	Total	Boys	Girls	Total
% of Single Teacher Schools	4.88	22.78	I	0.51	0.52	1.03	0.21	0.12	0.33
% of Toilet Less Schools	24.70	13.10	II	0.50	0.50	1.00	0.17	0.10	0.27
% of Water Less Schools	3.11	8.87	III	0.47	0.48	0.95	0.15	0.08	0.23
% of Building Less Schools	0.47	1.81	IV	0.33	0.33	0.66	0.13	0.07	0.20
% of Classrooms Req. Major Repair	7.52	9.88	V	0.28	0.29	0.57	0.14	0.07	0.21
Pupil Teacher Ratio	62.58	39.16	VI	0.13	0.11	0.24	0.12	0.06	0.18
% of Female Teachers	46.92	27.02	VII	0.10	0.08	0.18	0.12	0.05	0.17
Student Classroom Ratio	74.42	30.18	VIII	0.08	0.06	0.14	0.11	0.05	0.16

Particulars	Gross Enrolment Ratio			Net Enrolment Ratio		
	Boys	Girls	Total	Boys	Girls	Total
Primary School	94.70	104.52	99.61	87.71	96.57	92.14

Enrolment SC /ST / OBC	Primary			Upper Primary			Enrolment of Children with Disability	Govt.	Private	Total
	Govt.	Private	Total	Govt.	Private	Total				
SC Enrolment	67170	14470	81640	14348	5304	19652	Primary	2665	152	2817
SC Girls Enrolment	33660	5123	38783	6656	1734	8390				
OBC Enrolment	267765	57600	325365	31876	24511	56387				
OBC Girls Enrolment	141190	19475	160665	14028	7205	21233				
ST Enrolment	15	0	15	0	0	0				
ST Girls Enrolment	10	0	10	0	0	0				

School Category	Teacher (Govt.)			Shiksha Mitras (Govt.)			SC Teacher (Govt.)			ST Teacher (Govt.)		
	Male	Female	Total	Male	Female	Total	Male	Female	Total	Male	Female	Total
Primary	2064	1543	3607	1507	1614	3121	233	77	310	0	0	0
Upper Primary	1064	394	1458				200	81	281	2	1	3



Sarva Shiksha Abhiyan

District Elementary Education Report Card

2006-07

District : BASTI

Reference Date : 30th Sept '06

EMIS Blocks	21	EMIS CRC's	158	Villages	1671
-------------	----	------------	-----	----------	------

Enrolment in lacs

School Category	Total Schools		Enrolment (Govt.)			Enrolment (Private)			Total Enrolment		
	Govt.	Private	Boys	Girls	Total	Boys	Girls	Total	Boys	Girls	Total
Primary	1472	384	1.38	1.46	2.84	0.45	0.43	0.88	1.83	1.89	3.72
Upper Primary	403	151	0.27	0.27	0.54	0.23	0.25	0.48	0.50	0.52	1.02
Total	1875	535	1.65	1.73	3.38	0.68	0.68	1.36	2.33	2.41	4.74

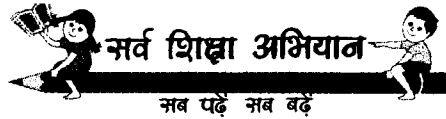
School Category	Teacher (Govt.)			Shiksha Mitras (Govt.)			Total		
	Male	Female	Total	Male	Female	Total	Male	Female	Total
Primary	1762	510	2272	1140	1121	2261	2902	1631	4533
Upper Primary	774	181	955				774	181	955
Total	2536	691	3227	1140	1121	2261	3676	1812	5488

Gaps in Govt. Schools	School Category		Enrolment						
	Primary	Upper Primary	Grade	Govt.			Private		
				Boys	Girls	Total	Boys	Girls	Total
% of Single Teacher Schools	0.82	25.31	I	0.31	0.33	0.64	0.09	0.09	0.18
% of Toilet Less Schools	9.92	7.69	II	0.31	0.33	0.64	0.09	0.09	0.18
% of Water Less Schools	1.63	8.93	III	0.29	0.31	0.60	0.09	0.09	0.18
% of Building Less Schools	0.00	0.25	IV	0.25	0.26	0.51	0.09	0.09	0.18
% of Classrooms Reg. Major Repair	13.18	6.20	V	0.22	0.24	0.46	0.09	0.08	0.17
Pupil Teacher Ratio	62.54	56.60	VI	0.10	0.11	0.21	0.08	0.08	0.16
% of Female Teachers	35.98	18.95	VII	0.09	0.09	0.18	0.08	0.08	0.16
Student Classroom Ratio	51.63	31.01	VIII	0.07	0.07	0.14	0.08	0.08	0.16

Particulars	Gross Enrolment Ratio			Net Enrolment Ratio		
	Boys	Girls	Total	Boys	Girls	Total
Primary School	96.23	104.80	100.52	92.30	100.37	96.33

Enrolment SC /ST / OBC	Primary			Upper Primary			Enrolment of Children with Disability	Govt.	Private	Total
	Govt.	Private	Total	Govt.	Private	Total				
SC Enrolment	80806	28500	109306	16853	15672	32525	Primary	1318	43	1361
SC Girls Enrolment	40711	13913	54624	8527	8054	16581				
OBC Enrolment	157472	27907	185379	24935	15484	40419				
OBC Girls Enrolment	86664	13545	100209	12329	7973	20302				
ST Enrolment	0	7	7	12	0	12				
ST Girls Enrolment	0	7	7	5	0	5				

School Category	Teacher (Govt.)			Shiksha Mitras (Govt.)			SC Teacher (Govt.)			ST Teacher (Govt.)		
	Male	Female	Total	Male	Female	Total	Male	Female	Total	Male	Female	Total
Primary	1762	510	2272	1140	1121	2261	252	56	308	5	3	8
Upper Primary	774	181	955				164	33	197	4	1	5



Sarva Shiksha Abhiyan

District Elementary Education Report Card

2006-07

District : BHADOI

Reference Date : 30th Sept ' 06

EMIS Blocks	6	EMIS CRC's	81	Villages	637
-------------	---	------------	----	----------	-----

Enrolment in lacs

School Category	Total Schools		Enrolment (Govt.)			Enrolment (Private)			Total Enrolment		
	Govt.	Private	Boys	Girls	Total	Boys	Girls	Total	Boys	Girls	Total
Primary	562	234	0.97	0.99	1.96	0.33	0.25	0.58	1.30	1.24	2.54
Upper Primary	278	128	0.26	0.24	0.50	0.20	0.16	0.36	0.46	0.40	0.86
Total	840	362	1.23	1.23	2.46	0.53	0.41	0.94	1.76	1.64	3.40


School Category	Teacher (Govt.)			Shiksha Mitras (Govt.)			Total		
	Male	Female	Total	Male	Female	Total	Male	Female	Total
Primary	829	157	986	475	509	984	1304	666	1970
Upper Primary	861	124	985				861	124	985
Total	1690	281	1971	475	509	984	2165	790	2955

Gaps in Govt. Schools	School Category		Enrolment						
	Primary	Upper Primary	Grade	Govt.			Private		
				Boys	Girls	Total	Boys	Girls	Total
% of Single Teacher Schools	3.74	14.39	I	0.19	0.19	0.38	0.07	0.06	0.13
% of Toilet Less Schools	0.53	11.51	II	0.23	0.23	0.46	0.06	0.05	0.11
% of Water Less Schools	2.31	5.04	III	0.20	0.20	0.40	0.06	0.05	0.11
% of Building Less Schools	0.00	0.00	IV	0.18	0.18	0.36	0.06	0.05	0.11
% of Classrooms Req. Major Repair	18.15	9.35	V	0.18	0.18	0.36	0.07	0.05	0.12
Pupil Teacher Ratio	99.19	51.02	VI	0.10	0.09	0.19	0.07	0.05	0.12
% of Female Teachers	33.81	12.59	VII	0.09	0.08	0.17	0.07	0.05	0.12
Student Classroom Ratio	77.26	39.12	VIII	0.07	0.06	0.13	0.07	0.05	0.12
			P.S.	0.98	0.98	1.96	0.32	0.26	0.58
			U.P.S.	0.26	0.23	0.49	0.21	0.15	0.36
			Total	1.24	1.21	2.45	0.53	0.41	0.94

Particulars	Gross Enrolment Ratio			Net Enrolment Ratio		
	Boys	Girls	Total	Boys	Girls	Total
Primary School	103.90	105.97	104.93	96.85	98.90	97.87

Enrolment SC /ST / OBC	Primary			Upper Primary			Enrolment of Children with Disability	Govt.	Private	Total
	Govt.	Private	Total	Govt.	Private	Total				
SC Enrolment	61876	9288	71164	16413	6618	23031	Primary	1009	113	1122
SC Girls Enrolment	29902	3956	33858	7450	2818	10268				
OBC Enrolment	102473	25789	128262	24899	17503	42402				
OBC Girls Enrolment	56811	10948	67759	11701	7769	19470				
ST Enrolment	0	144	144	0	0	0				
ST Girls Enrolment	0	69	69	0	0	0				

School Category	Teacher (Govt.)			Shiksha Mitras (Govt.)			SC Teacher (Govt.)			ST Teacher (Govt.)		
	Male	Female	Total	Male	Female	Total	Male	Female	Total	Male	Female	Total
Primary	829	157	986	475	509	984	99	16	115	2	0	2
Upper Primary	861	124	985				164	17	181	5	1	6



Sarva Shiksha Abhiyan

District Elementary Education Report Card

2006-07

District : BIJNOR

Reference Date : 30th Sept '06

EMIS Blocks	16	EMIS CRC's	153	Villages	1716
-------------	----	------------	-----	----------	------

Enrolment in lacs

School Category	Total Schools		Enrolment (Govt.)			Enrolment (Private)			Total Enrolment		
	Govt.	Private	Boys	Girls	Total	Boys	Girls	Total	Boys	Girls	Total
Primary	1727	1495	1.22	1.35	2.57	1.78	1.62	3.40	3.00	2.97	5.97
Upper Primary	518	391	0.29	0.35	0.64	0.46	0.41	0.87	0.75	0.76	1.51
Total	2245	1886	1.51	1.70	3.21	2.24	2.03	4.27	3.75	3.73	7.48

School Category	Teacher (Govt.)			Shiksha Mitras (Govt.)			Total		
	Male	Female	Total	Male	Female	Total	Male	Female	Total
Primary	1597	1107	2704	1531	1574	3105	3128	2681	5809
Upper Primary	1075	588	1663				1075	588	1663
Total	2672	1695	4367	1531	1574	3105	4203	3269	7472

Gaps in Govt. Schools	School Category		Enrolment										
	Primary	Upper Primary	Grade	Govt.			Private						
				Boys	Girls	Total	Boys	Girls	Total				
% of Single Teacher Schools	0.93	14.48	I	0.29	0.31	0.60	0.37	0.35	0.72				
% of Toilet Less Schools	0.00	0.00	II	0.26	0.28	0.54	0.38	0.37	0.75				
% of Water Less Schools	0.00	0.00	III	0.25	0.28	0.53	0.36	0.33	0.69				
% of Building Less Schools	0.00	0.00	IV	0.22	0.25	0.47	0.34	0.30	0.64				
% of Classrooms Req. Major Repair	12.28	11.00	V	0.20	0.23	0.43	0.32	0.29	0.61				
Pupil Teacher Ratio	44.15	37.64	VI	0.11	0.13	0.24	0.16	0.14	0.30				
% of Female Teachers	46.15	35.36	VII	0.10	0.12	0.22	0.16	0.13	0.29				
Student Classroom Ratio	48.66	33.51	VIII	0.08	0.10	0.18	0.15	0.13	0.28				
Particulars	Gross Enrolment Ratio			Net Enrolment Ratio			P.S.	1.22	1.35	2.57	1.77	1.64	3.41
Primary School	Boys	Girls	Total	Boys	Girls	Total	U.P.S.	0.29	0.35	0.64	0.47	0.40	0.87
	99.06	105.80	102.43	93.55	99.89	96.72	Total	1.51	1.70	3.21	2.24	2.04	4.28

Enrolment SC /ST / OBC	Primary			Upper Primary			Enrolment of Children with Disability	Govt.	Private	Total
	Govt.	Private	Total	Govt.	Private	Total				
SC Enrolment	81320	65016	146336	23661	20212	43873	Primary	1818	218	2036
SC Girls Enrolment	42678	29501	72179	13098	9021	22119				
OBC Enrolment	99556	149879	249435	22630	36902	59532				
OBC Girls Enrolment	57583	71879	129462	12339	17492	29831				
ST Enrolment	1124	671	1795	213	438	651				
ST Girls Enrolment	570	316	886	118	165	283				

School Category	Teacher (Govt.)			Shiksha Mitras (Govt.)			SC Teacher (Govt.)			ST Teacher (Govt.)		
	Male	Female	Total	Male	Female	Total	Male	Female	Total	Male	Female	Total
Primary	1597	1107	2704	1531	1574	3105	283	81	364	23	8	31
Upper Primary	1075	588	1663				257	78	335	4	5	9



Sarva Shiksha Abhiyan

District Elementary Education Report Card 2006-07

District : BUDAUN

Reference Date : 30th Sept '06

EMIS Blocks	24	EMIS CRC's	182	Villages	1953
-------------	----	------------	-----	----------	------

Enrolment in lacs

School Category	Total Schools		Enrolment (Govt.)			Enrolment (Private)			Total Enrolment		
	Govt.	Private	Boys	Girls	Total	Boys	Girls	Total	Boys	Girls	Total
Primary	2174	675	2.35	2.14	4.49	0.59	0.43	1.02	2.94	2.57	5.51
Upper Primary	497	205	0.36	0.28	0.64	0.27	0.19	0.46	0.63	0.47	1.10
Total	2671	880	2.71	2.42	5.13	0.86	0.62	1.48	3.57	3.04	6.61

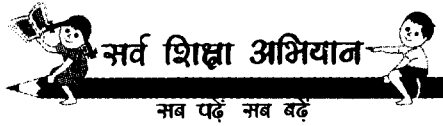
School Category	Teacher (Govt.)			Shiksha Mitras (Govt.)			Total		
	Male	Female	Total	Male	Female	Total	Male	Female	Total
Primary	2367	1009	3376	2004	1592	3596	4371	2601	6972
Upper Primary	1044	337	1381				1044	337	1381
Total	3411	1346	4757	2004	1592	3596	5415	2938	8353

Gaps in Govt. Schools	School Category		Enrolment						
	Primary	Upper Primary	Grade	Govt.			Private		
				Boys	Girls	Total	Boys	Girls	Total
% of Single Teacher Schools	3.27	9.86	I	0.46	0.43	0.89	0.14	0.10	0.24
% of Toilet Less Schools	0.00	0.00	II	0.55	0.53	1.08	0.13	0.10	0.23
% of Water Less Schools	0.00	0.00	III	0.55	0.50	1.05	0.12	0.08	0.20
% of Building Less Schools	0.00	0.00	IV	0.42	0.37	0.79	0.11	0.08	0.19
% of Classrooms Req. Major Repair	6.90	5.03	V	0.37	0.31	0.68	0.11	0.08	0.19
Pupil Teacher Ratio	64.24	47.22	VI	0.15	0.11	0.26	0.10	0.07	0.17
% of Female Teachers	37.31	24.40	VII	0.13	0.10	0.23	0.09	0.07	0.16
Student Classroom Ratio	67.67	35.03	VIII	0.09	0.07	0.16	0.09	0.06	0.15
			P.S.	2.35	2.14	4.49	0.61	0.44	1.05
			U.P.S.	0.37	0.28	0.65	0.28	0.20	0.48
			Total	2.72	2.42	5.14	0.89	0.64	1.53

Particulars	Gross Enrolment Ratio			Net Enrolment Ratio		
	Boys	Girls	Total	Boys	Girls	Total
Primary School	103.14	105.57	104.35	97.19	100.08	98.64

Enrolment SC /ST / OBC	Primary			Upper Primary			Enrolment of Children with Disability	Govt.	Private	Total
	Govt.	Private	Total	Govt.	Private	Total				
SC Enrolment	78054	12499	90553	12929	9193	22122	Primary	2389	148	2537
SC Girls Enrolment	37229	4595	41824	5663	3778	9441				
OBC Enrolment	293118	50741	343859	37312	18894	56206				
OBC Girls Enrolment	144014	21182	165196	14830	7045	21875				
ST Enrolment	1478	99	1577	255	147	402				
ST Girls Enrolment	722	38	760	87	51	138				

School Category	Teacher (Govt.)			Shiksha Mitras (Govt.)			SC Teacher (Govt.)			ST Teacher (Govt.)		
	Male	Female	Total	Male	Female	Total	Male	Female	Total	Male	Female	Total
Primary	2367	1009	3376	2004	1592	3596	129	41	240	9	3	12
Upper Primary	1044	337	1381				153	47	200	3	0	3



Sarva Shiksha Abhiyan

District Elementary Education Report Card

2006-07

District : BULANDSHAHR

Reference Date : 30th Sept '06

EMIS Blocks	22	EMIS CRC's	163	Villages	1371
-------------	----	------------	-----	----------	------

Enrolment in lacs

School Category	Total Schools		Enrolment (Govt.)			Enrolment (Private)			Total Enrolment		
	Govt.	Private	Boys	Girls	Total	Boys	Girls	Total	Boys	Girls	Total
Primary	1660	766	1.28	1.30	2.58	0.78	0.71	1.49	2.06	2.01	4.07
Upper Primary	427	199	0.19	0.20	0.39	0.21	0.18	0.39	0.40	0.38	0.78
Total	2087	965	1.47	1.50	2.97	0.99	0.89	1.88	2.46	2.39	4.85

School Category	Teacher (Govt.)			Shiksha Mitras (Govt.)			Total		
	Male	Female	Total	Male	Female	Total	Male	Female	Total
Primary	2741	1149	3890	1286	1520	2806	4027	2669	6696
Upper Primary	890	265	1155				890	265	1155
Total	3631	1414	5045	1286	1520	2806	4917	2934	7851

Gaps in Govt. Schools	School Category		Enrolment						
	Primary	Upper Primary	Grade	Govt.			Private		
				Boys	Girls	Total	Boys	Girls	Total
% of Single Teacher Schools	0.42	15.93	I	0.32	0.32	0.64	0.17	0.15	0.32
% of Toilet Less Schools	8.07	11.01	II	0.29	0.29	0.58	0.16	0.14	0.30
% of Water Less Schools	0.06	1.17	III	0.26	0.26	0.52	0.16	0.14	0.30
% of Building Less Schools	0.12	0.00	IV	0.22	0.23	0.45	0.15	0.14	0.29
% of Classrooms Req. Major Repair	0.54	0.23	V	0.19	0.20	0.39	0.15	0.14	0.29
Pupil Teacher Ratio	37.96	33.14	VI	0.07	0.08	0.15	0.07	0.06	0.13
% of Female Teachers	39.86	22.94	VII	0.06	0.07	0.13	0.08	0.06	0.14
Student Classroom Ratio	48.39	24.83	VIII	0.05	0.05	0.10	0.07	0.06	0.13
			P.S.	1.28	1.30	2.58	0.79	0.71	1.50
			U.P.S.	0.18	0.20	0.38	0.22	0.18	0.40
			Total	1.46	1.50	2.96	1.01	0.89	1.90

Particulars	Gross Enrolment Ratio			Net Enrolment Ratio		
	Boys	Girls	Total	Boys	Girls	Total
Primary School	102.08	102.76	102.42	77.48	78.00	77.74

Enrolment SC /ST / OBC	Primary			Upper Primary			Enrolment of Children with Disability	Govt.	Private	Total
	Govt.	Private	Total	Govt.	Private	Total				
SC Enrolment	77921	36655	114576	12159	9708	21867	Primary	1181	460	1641
SC Girls Enrolment	38065	17271	55336	6074	4502	10576	Upper Primary	308	175	483
OBC Enrolment	115653	64989	180642	15751	16812	32563				
OBC Girls Enrolment	62195	30410	92605	8060	7449	15509				
ST Enrolment	82	9	91	166	0	166				
ST Girls Enrolment	40	8	48	75	0	75				

School Category	Teacher (Govt.)			Shiksha Mitras (Govt.)			SC Teacher (Govt.)			ST Teacher (Govt.)		
	Male	Female	Total	Male	Female	Total	Male	Female	Total	Male	Female	Total
Primary	2741	1149	3890	1286	1520	2806	386	212	598	11	5	16
Upper Primary	890	265	1155				183	81	264	2	0	2



Sarva Shiksha Abhiyan

District Elementary Education Report Card 2006-07

District : CHANDAULI

Reference Date : 30th Sept ' 06

EMIS Blocks	10	EMIS CRC's	113	Villages	1095
-------------	----	------------	-----	----------	------

Enrolment in lacs

School Category	Total Schools		Enrolment (Govt.)			Enrolment (Private)			Total Enrolment		
	Govt.	Private	Boys	Girls	Total	Boys	Girls	Total	Boys	Girls	Total
Primary	921	158	1.07	1.09	2.16	0.21	0.20	0.41	1.28	1.29	2.57
Upper Primary	277	101	0.28	0.29	0.57	0.17	0.16	0.33	0.45	0.45	0.90
Total	1198	259	1.35	1.38	2.73	0.38	0.36	0.74	1.73	1.74	3.47


School Category	Teacher (Govt.)			Shiksha Mitras (Govt.)			Total		
	Male	Female	Total	Male	Female	Total	Male	Female	Total
Primary	2097	400	2497	558	662	1220	2655	1062	3717
Upper Primary	978	208	1186				978	208	1186
Total	3075	608	3683	558	662	1220	3633	1270	4903

Gaps in Govt. Schools	School Category		Enrolment						
	Primary	Upper Primary	Grade	Govt.			Private		
				Boys	Girls	Total	Boys	Girls	Total
% of Single Teacher Schools	1.19	11.55	I	0.20	0.21	0.41	0.04	0.04	0.08
% of Toilet Less Schools	1.09	0.00	II	0.23	0.23	0.46	0.04	0.04	0.08
% of Water Less Schools	0.43	2.17	III	0.22	0.23	0.45	0.04	0.04	0.08
% of Building Less Schools	0.00	0.00	IV	0.22	0.22	0.44	0.04	0.04	0.08
% of Classrooms Req. Major Repair	22.26	16.25	V	0.20	0.21	0.41	0.05	0.04	0.09
Pupil Teacher Ratio	57.14	50.05	VI	0.10	0.11	0.21	0.05	0.05	0.10
% of Female Teachers	28.57	17.54	VII	0.09	0.09	0.18	0.06	0.06	0.12
Student Classroom Ratio	50.45	38.27	VIII	0.08	0.09	0.17	0.06	0.06	0.12
			P.S.	1.07	1.10	2.17	0.21	0.20	0.41
			U.P.S.	0.27	0.29	0.56	0.17	0.17	0.34
			Total	1.34	1.39	2.73	0.38	0.37	0.75

Particulars	Gross Enrolment Ratio			Net Enrolment Ratio		
	Boys	Girls	Total	Boys	Girls	Total
Primary School	87.91	94.41	91.16	85.74	92.14	88.94

Enrolment SC /ST / OBC	Primary			Upper Primary			Enrolment of Children with Disability	Govt.	Private	Total
	Govt.	Private	Total	Govt.	Private	Total				
SC Enrolment	67308	8107	75415	17764	7565	25329	Primary	944	26	970
SC Girls Enrolment	33245	3730	36975	8417	3629	12046	Upper Primary	221	26	247
OBC Enrolment	117367	20395	137762	28037	16441	44478				
OBC Girls Enrolment	65036	9659	74695	14500	7994	22494				
ST Enrolment	658	2	660	135	48	183				
ST Girls Enrolment	321	1	322	78	17	95				

School Category	Teacher (Govt.)			Shiksha Mitras (Govt.)			SC Teacher (Govt.)			ST Teacher (Govt.)		
	Male	Female	Total	Male	Female	Total	Male	Female	Total	Male	Female	Total
Primary	2097	400	2497	558	662	1220	201	49	250	4	0	4
Upper Primary	978	208	1186				248	51	299	1	1	2



Sarva Shiksha Abhiyan

District Elementary Education Report Card

2006-07

District : CHITRAKOOT

Reference Date : 30th Sept ' 06

EMIS Blocks	6	EMIS CRC's	49	Villages	347
-------------	---	------------	----	----------	-----

Enrolment in lacs

School Category	Total Schools		Enrolment (Govt.)			Enrolment (Private)			Total Enrolment		
	Govt.	Private	Boys	Girls	Total	Boys	Girls	Total	Boys	Girls	Total
Primary	835	90	0.70	0.70	1.40	0.08	0.06	0.14	0.78	0.76	1.54
Upper Primary	322	19	0.18	0.17	0.35	0.05	0.03	0.08	0.23	0.20	0.43
Total	1157	109	0.88	0.87	1.75	0.13	0.09	0.22	1.01	0.96	1.97

School Category	Teacher (Govt.)			Shiksha Mitras (Govt.)			Total		
	Male	Female	Total	Male	Female	Total	Male	Female	Total
Primary	987	178	1165	806	515	1321	1793	693	2486
Upper Primary	700	132	832				700	132	832
Total	1687	310	1997	806	515	1321	2493	825	3318

Gaps in Govt. Schools	School Category		Enrolment										
	Primary	Upper Primary	Grade	Govt.			Private						
				Boys	Girls	Total	Boys	Girls	Total				
% of Single Teacher Schools	5.63	18.32	I	0.15	0.15	0.30	0.02	0.01	0.03				
% of Toilet Less Schools	2.99	1.55	II	0.14	0.14	0.28	0.02	0.01	0.03				
% of Water Less Schools	9.70	16.15	III	0.14	0.14	0.28	0.02	0.01	0.03				
% of Building Less Schools	0.00	0.00	IV	0.14	0.14	0.28	0.02	0.01	0.03				
% of Classrooms Req. Major Repair	21.68	21.12	V	0.13	0.13	0.26	0.02	0.01	0.03				
Pupil Teacher Ratio	56.15	43.41	VI	0.07	0.07	0.14	0.01	0.01	0.02				
% of Female Teachers	27.88	15.87	VII	0.06	0.06	0.12	0.02	0.01	0.03				
Student Classroom Ratio	44.53	28.13	VIII	0.05	0.04	0.09	0.02	0.01	0.03				
Particulars	Gross Enrolment Ratio			Net Enrolment Ratio			P.S.	0.70	0.70	1.40	0.10	0.05	0.15
Primary School	Boys	Girls	Total	Boys	Girls	Total	U.P.S.	0.18	0.17	0.35	0.05	0.03	0.08
	94.62	99.88	97.25	85.92	89.93	87.92	Total	0.88	0.87	1.75	0.15	0.08	0.23

Enrolment SC /ST / OBC	Primary			Upper Primary			Enrolment of Children with Disability	Govt.	Private	Total
	Govt.	Private	Total	Govt.	Private	Total				
SC Enrolment	41155	3868	45023	11043	1684	12727	Primary	734	16	750
SC Girls Enrolment	19981	1613	21594	5143	630	5773				
OBC Enrolment	72450	6183	78633	15521	3705	19226				
OBC Girls Enrolment	39153	2646	41799	7030	1365	8395				
ST Enrolment	667	0	667	189	0	189				
ST Girls Enrolment	359	0	359	133	0	133				

School Category	Teacher (Govt.)			Shiksha Mitras (Govt.)			SC Teacher (Govt.)			ST Teacher (Govt.)		
	Male	Female	Total	Male	Female	Total	Male	Female	Total	Male	Female	Total
Primary	987	178	1165	806	515	1321	163	13	176	4	1	5
Upper Primary	700	132	832				94	19	113	13	2	15



Sarva Shiksha Abhiyan

District Elementary Education Report Card 2006-07

District : DEORIA

Reference Date : 30th Sept '06

EMIS Blocks	18	EMIS CRC's	186	Villages	1613
-------------	----	------------	-----	----------	------

Enrolment in lacs

School Category	Total Schools		Enrolment (Govt.)			Enrolment (Private)			Total Enrolment		
	Govt.	Private	Boys	Girls	Total	Boys	Girls	Total	Boys	Girls	Total
Primary	1615	270	1.48	1.71	3.19	0.32	0.26	0.58	1.80	1.97	3.77
Upper Primary	375	131	0.25	0.28	0.53	0.15	0.16	0.31	0.40	0.44	0.84
Total	1990	401	1.73	1.99	3.72	0.47	0.42	0.89	2.20	2.41	4.61

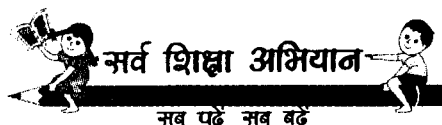
School Category	Teacher (Govt.)			Shiksha Mitras (Govt.)			Total		
	Male	Female	Total	Male	Female	Total	Male	Female	Total
Primary	1964	806	2770	919	1689	2608	2883	2495	5378
Upper Primary	928	408	1336				928	408	1336
Total	2892	1214	4106	919	1689	2608	3811	2903	6714

Gaps in Govt. Schools	School Category		Enrolment						
	Primary	Upper Primary	Grade	Govt.			Private		
				Boys	Girls	Total	Boys	Girls	Total
% of Single Teacher Schools	5.14	17.07	I	0.34	0.38	0.72	0.09	0.07	0.16
% of Toilet Less Schools	27.06	15.73	II	0.34	0.38	0.72	0.06	0.05	0.11
% of Water Less Schools	1.73	10.40	III	0.33	0.39	0.72	0.06	0.05	0.11
% of Building Less Schools	0.06	0.27	IV	0.26	0.30	0.56	0.06	0.05	0.11
% of Classrooms Req. Major Repair	30.22	17.87	V	0.21	0.26	0.47	0.05	0.04	0.09
Pupil Teacher Ratio	59.26	39.96	VI	0.09	0.10	0.19	0.05	0.05	0.10
% of Female Teachers	46.39	30.54	VII	0.09	0.09	0.18	0.05	0.05	0.10
Student Classroom Ratio	61.93	32.99	VIII	0.07	0.08	0.15	0.05	0.05	0.10

Particulars	Gross Enrolment Ratio			Net Enrolment Ratio		
	Boys	Girls	Total	Boys	Girls	Total
Primary School	80.76	100.50	90.63	76.83	95.81	86.32

Enrolment SC /ST / OBC	Primary			Upper Primary			Enrolment of Children with Disability	Govt.	Private	Total
	Govt.	Private	Total	Govt.	Private	Total				
SC Enrolment	68560	12630	81190	12042	5863	17905	Primary	1386	54	1440
SC Girls Enrolment	35226	5638	40864	6138	2934	9072				
OBC Enrolment	196807	29842	226649	30357	16288	46645				
OBC Girls Enrolment	113201	13127	126328	16096	8179	24275				
ST Enrolment	12583	1921	14504	2116	796	2912				
ST Girls Enrolment	6675	863	7538	1111	409	1520				

School Category	Teacher (Govt.)			Shiksha Mitras (Govt.)			SC Teacher (Govt.)			ST Teacher (Govt.)		
	Male	Female	Total	Male	Female	Total	Male	Female	Total	Male	Female	Total
Primary	1964	806	2770	919	1689	2608	163	71	234	26	18	44
Upper Primary	928	408	1336				161	54	215	36	13	49



Sarva Shiksha Abhiyan

District Elementary Education Report Card

2006-07

District : ETAH

Reference Date : 30th Sept ' 06

EMIS Blocks	21	EMIS CRC's	154	Villages	1830
-------------	----	------------	-----	----------	------

Enrolment in lacs

School Category	Total Schools		Enrolment (Govt.)			Enrolment (Private)			Total Enrolment		
	Govt.	Private	Boys	Girls	Total	Boys	Girls	Total	Boys	Girls	Total
Primary	1932	519	1.83	1.82	3.65	0.63	0.42	1.05	2.46	2.24	4.70
Upper Primary	656	309	0.25	0.25	0.50	0.39	0.24	0.63	0.64	0.49	1.13
Total	2588	828	2.08	2.07	4.15	1.02	0.66	1.68	3.10	2.73	5.83

School Category	Teacher (Govt.)			Shiksha Mitras (Govt.)			Total		
	Male	Female	Total	Male	Female	Total	Male	Female	Total
Primary	2235	1013	3248	1212	1440	2652	3447	2453	5900
Upper Primary	1296	417	1713				1296	417	1713
Total	3531	1430	4961	1212	1440	2652	4743	2870	7613

Gaps in Govt. Schools	School Category		Enrolment										
	Primary	Upper Primary	Grade	Govt.			Private						
				Boys	Girls	Total	Boys	Girls	Total				
% of Single Teacher Schools	4.61	19.05	I	0.47	0.47	0.94	0.16	0.11	0.27				
% of Toilet Less Schools	49.59	36.43	II	0.45	0.44	0.89	0.12	0.08	0.20				
% of Water Less Schools	1.50	3.35	III	0.37	0.36	0.73	0.12	0.08	0.20				
% of Building Less Schools	0.72	0.61	IV	0.30	0.30	0.60	0.11	0.07	0.18				
% of Classrooms Req. Major Repair	33.23	21.80	V	0.24	0.25	0.49	0.11	0.07	0.18				
Pupil Teacher Ratio	61.94	29.34	VI	0.11	0.11	0.22	0.13	0.08	0.21				
% of Female Teachers	41.58	24.34	VII	0.08	0.08	0.16	0.13	0.08	0.21				
Student Classroom Ratio	68.52	18.96	VIII	0.06	0.06	0.12	0.13	0.08	0.21				
Particulars	Gross Enrolment Ratio			Net Enrolment Ratio			P.S.	1.83	1.82	3.65	0.62	0.41	1.03
Primary School	Boys	Girls	Total	Boys	Girls	Total	U.P.S.	0.25	0.25	0.50	0.39	0.24	0.63
	103.08	115.00	109.04	90.23	100.61	95.42	Total	2.08	2.07	4.15	1.01	0.65	1.66

Enrolment SC /ST / OBC	Primary			Upper Primary			Enrolment of Children with Disability	Govt.	Private	Total
	Govt.	Private	Total	Govt.	Private	Total				
SC Enrolment	74319	22402	96721	12089	12005	24094	Primary	2563	209	2772
SC Girls Enrolment	35983	8730	44713	5784	4481	10265	Upper Primary	592	230	822
OBC Enrolment	239829	53534	293363	29542	34825	64367				
OBC Girls Enrolmer	127344	20988	148332	15103	12903	28006				
ST Enrolment	0	0	0	0	0	0				
ST Girls Enrolment	0	0	0	0	0	0				

School Category	Teacher (Govt.)			Shiksha Mitras (Govt.)			SC Teacher (Govt.)			ST Teacher (Govt.)		
	Male	Female	Total	Male	Female	Total	Male	Female	Total	Male	Female	Total
Primary	2235	1013	3248	1212	1440	2652	258	86	344	0	0	0
Upper Primary	1296	417	1713				347	79	426	1	1	2



Sarva Shiksha Abhiyan

District Elementary Education Report Card 2006-07

District : ETAWAH

Reference Date : 30th Sept ' 06

EMIS Blocks	9	EMIS CRC's	80	Villages	1216
-------------	---	------------	----	----------	------

Enrolment in lacs

School Category	Total Schools		Enrolment (Govt.)			Enrolment (Private)			Total Enrolment		
	Govt.	Private	Boys	Girls	Total	Boys	Girls	Total	Boys	Girls	Total
Primary	1093	440	0.67	0.69	1.36	0.51	0.41	0.92	1.18	1.10	2.28
Upper Primary	458	219	0.18	0.20	0.38	0.27	0.21	0.48	0.45	0.41	0.86
Total	1551	659	0.85	0.89	1.74	0.78	0.62	1.40	1.63	1.51	3.14


School Category	Teacher (Govt.)			Shiksha Mitras (Govt.)			Total		
	Male	Female	Total	Male	Female	Total	Male	Female	Total
Primary	1528	999	2527	714	887	1601	2242	1886	4128
Upper Primary	1166	366	1532				1166	366	1532
Total	2694	1365	4059	714	887	1601	3408	2252	5660

Gaps in Govt. Schools	School Category		Enrolment						
	Primary	Upper Primary	Grade	Govt.			Private		
				Boys	Girls	Total	Boys	Girls	Total
% of Single Teacher Schools	2.01	22.05	I	0.14	0.14	0.28	0.11	0.09	0.20
% of Toilet Less Schools	1.01	4.80	II	0.14	0.14	0.28	0.11	0.09	0.20
% of Water Less Schools	1.19	6.33	III	0.15	0.15	0.30	0.10	0.08	0.18
% of Building Less Schools	0.82	0.00	IV	0.12	0.13	0.25	0.10	0.08	0.18
% of Classrooms Req. Major Repair	5.40	6.99	V	0.12	0.13	0.25	0.09	0.08	0.17
Pupil Teacher Ratio	32.98	24.83	VI	0.07	0.08	0.15	0.09	0.07	0.16
% of Female Teachers	45.69	23.89	VII	0.06	0.07	0.13	0.09	0.07	0.16
Student Classroom Ratio	38.79	24.32	VIII	0.05	0.06	0.11	0.09	0.07	0.16

Particulars	Gross Enrolment Ratio			Net Enrolment Ratio			P.S.	U.P.S.	Total
	Boys	Girls	Total	Boys	Girls	Total			
Primary School	103.99	110.82	107.41	91.86	98.76	95.31	0.67	0.69	1.36
							0.51	0.42	0.93
							0.18	0.21	0.39
							0.85	0.90	1.75
							0.78	0.63	1.41

Enrolment SC /ST / OBC	Primary			Upper Primary			Enrolment of Children with Disability	Govt.	Private	Total
	Govt.	Private	Total	Govt.	Private	Total				
SC Enrolment	40749	15760	56509	13432	9184	22616	Primary	808	52	860
SC Girls Enrolment	20087	6484	26571	6862	3762	10624		Upper Primary	308	46
OBC Enrolment	80683	39888	120571	20434	22534	42968				
OBC Girls Enrolment	45694	17379	63073	11047	9718	20765				
ST Enrolment	595	497	1092	111	416	527				
ST Girls Enrolment	313	253	566	56	139	195				

School Category	Teacher (Govt.)			Shiksha Mitras (Govt.)			SC Teacher (Govt.)			ST Teacher (Govt.)		
	Male	Female	Total	Male	Female	Total	Male	Female	Total	Male	Female	Total
Primary	1528	999	2527	714	887	1601	272	114	386	9	8	17
Upper Primary	1166	366	1532				217	64	281	2	0	2



Sarva Shiksha Abhiyan

District Elementary Education Report Card 2006-07

District : FAIZABAD

Reference Date : 30th Sept ' 06

EMIS Blocks	17	EMIS CRC's	117	Villages	888
-------------	----	------------	-----	----------	-----

Enrolment in lacs

School Category	Total Schools		Enrolment (Govt.)			Enrolment (Private)			Total Enrolment		
	Govt.	Private	Boys	Girls	Total	Boys	Girls	Total	Boys	Girls	Total
Primary	1034	349	0.87	0.97	1.84	0.44	0.35	0.79	1.31	1.32	2.63
Upper Primary	311	252	0.19	0.24	0.43	0.31	0.26	0.57	0.50	0.50	1.00
Total	1345	601	1.06	1.21	2.27	0.75	0.61	1.36	1.81	1.82	3.63


School Category	Teacher (Govt.)			Shiksha Mitras (Govt.)			Total		
	Male	Female	Total	Male	Female	Total	Male	Female	Total
Primary	1465	624	2089	597	1163	1760	2062	1787	3849
Upper Primary	593	320	913				593	320	913
Total	2058	944	3002	597	1163	1760	2655	2107	4762

Gaps in Govt. Schools	School Category		Enrolment						
	Primary	Upper Primary	Grade	Govt.			Private		
				Boys	Girls	Total	Boys	Girls	Total
% of Single Teacher Schools	0.10	4.50	I	0.23	0.25	0.48	0.11	0.08	0.19
% of Toilet Less Schools	4.06	6.43	II	0.19	0.21	0.40	0.09	0.07	0.16
% of Water Less Schools	0.00	0.00	III	0.17	0.19	0.36	0.08	0.07	0.15
% of Building Less Schools	0.39	0.64	IV	0.14	0.17	0.31	0.08	0.07	0.15
% of Classrooms Req. Major Repair	18.76	7.72	V	0.13	0.15	0.28	0.08	0.07	0.15
Pupil Teacher Ratio	47.77	47.99	VI	0.07	0.09	0.16	0.11	0.09	0.20
% of Female Teachers	46.43	35.05	VII	0.07	0.08	0.15	0.10	0.09	0.19
Student Classroom Ratio	49.93	33.99	VIII	0.06	0.07	0.13	0.10	0.08	0.18

Particulars	Gross Enrolment Ratio			Net Enrolment Ratio		
	Boys	Girls	Total	Boys	Girls	Total
Primary School	96.70	111.39	104.04	86.66	99.84	93.25

Enrolment SC /ST / OBC	Primary			Upper Primary			Enrolment of Children with Disability	Govt.	Private	Total
	Govt.	Private	Total	Govt.	Private	Total				
SC Enrolment	59211	14852	74063	14811	11954	26765	Primary	1028	72	1100
SC Girls Enrolment	30504	6313	36817	7936	5451	13387	Upper Primary	198	71	269
OBC Enrolment	94367	36529	130896	20532	27148	47680				
OBC Girls Enrolment	54157	16079	70236	11362	12292	23654				
ST Enrolment	0	0	0	0	0	0				
ST Girls Enrolment	0	0	0	0	0	0				

School Category	Teacher (Govt.)			Shiksha Mitras (Govt.)			SC Teacher (Govt.)			ST Teacher (Govt.)		
	Male	Female	Total	Male	Female	Total	Male	Female	Total	Male	Female	Total
Primary	1465	624	2089	597	1163	1760	212	49	261	4	2	6
Upper Primary	593	320	913				119	64	183	1	2	3



Sarva Shiksha Abhiyan

District Elementary Education Report Card 2006-07

District : FARRUKHABAD

Reference Date : 30th Sept '06

EMIS Blocks	9	EMIS CRC's	93	Villages	1014
-------------	---	------------	----	----------	------

Enrolment in lacs


School Category	Total Schools		Enrolment (Govt.)			Enrolment (Private)			Total Enrolment		
	Govt.	Private	Boys	Girls	Total	Boys	Girls	Total	Boys	Girls	Total
Primary	1082	232	1.18	1.17	2.35	0.36	0.36	0.72	1.54	1.53	3.07
Upper Primary	307	109	0.20	0.20	0.40	0.14	0.14	0.28	0.34	0.34	0.68
Total	1389	341	1.38	1.37	2.75	0.50	0.50	1.00	1.88	1.87	3.75

School Category	Teacher (Govt.)			Shiksha Mitras (Govt.)			Total		
	Male	Female	Total	Male	Female	Total	Male	Female	Total
Primary	1661	947	2608	932	1039	1971	2593	1986	4579
Upper Primary	719	260	979				719	260	979
Total	2380	1207	3587	932	1039	1971	3312	2246	5558

Gaps in Govt. Schools	School Category		Enrolment						
	Primary	Upper Primary	Grade	Govt.			Private		
				Boys	Girls	Total	Boys	Girls	Total
% of Single Teacher Schools	1.02	16.29	I	0.26	0.25	0.51	0.07	0.07	0.14
% of Toilet Less Schools	7.30	3.58	II	0.27	0.27	0.54	0.07	0.07	0.14
% of Water Less Schools	1.02	1.30	III	0.25	0.24	0.49	0.07	0.07	0.14
% of Building Less Schools	0.00	0.00	IV	0.21	0.21	0.42	0.07	0.07	0.14
% of Classrooms Req. Major Repair	3.88	2.61	V	0.19	0.19	0.38	0.07	0.07	0.14
Pupil Teacher Ratio	51.16	40.02	VI	0.08	0.08	0.16	0.05	0.05	0.10
% of Female Teachers	43.37	26.56	VII	0.07	0.07	0.14	0.05	0.05	0.10
Student Classroom Ratio	62.44	31.77	VIII	0.05	0.05	0.10	0.05	0.04	0.09
			P.S.	1.18	1.16	2.34	0.35	0.35	0.70
			U.P.S.	0.20	0.20	0.40	0.15	0.14	0.29
			Total	1.38	1.36	2.74	0.50	0.49	0.99

Enrolment SC /ST / OBC	Primary			Upper Primary			Enrolment of Children with Disability	Govt.	Private	Total
	Govt.	Private	Total	Govt.	Private	Total				
SC Enrolment	39630	13276	52906	7607	4562	12169	Primary	2789	52	2841
SC Girls Enrolment	19466	6617	26083	3741	2271	6012	Upper Primary	365	20	385
OBC Enrolment	142244	31547	173791	21448	12835	34283				
OBC Girls Enrolment	75070	15558	90628	10647	6172	16819				
ST Enrolment	391	0	391	136	0	136				
ST Girls Enrolment	182	0	182	73	0	73				

School Category	Teacher (Govt.)			Shiksha Mitras (Govt.)			SC Teacher (Govt.)			ST Teacher (Govt.)		
	Male	Female	Total	Male	Female	Total	Male	Female	Total	Male	Female	Total
Primary	1661	947	2608	932	1039	1971	171	83	254	2	2	4
Upper Primary	719	260	979				143	63	206	6	1	7



Sarva Shiksha Abhiyan

District Elementary Education Report Card

2006-07

District : FATEHPUR

Reference Date : 30th Sept '06

EMIS Blocks	15	EMIS CRC's	162	Villages	1464
-------------	----	------------	-----	----------	------

Enrolment in lacs

School Category	Total Schools		Enrolment (Govt.)			Enrolment (Private)			Total Enrolment		
	Govt.	Private	Boys	Girls	Total	Boys	Girls	Total	Boys	Girls	Total
Primary	1607	591	1.37	1.39	2.76	0.63	0.46	1.09	2.00	1.85	3.85
Upper Primary	317	293	0.19	0.21	0.40	0.36	0.28	0.64	0.55	0.49	1.04
Total	1924	884	1.56	1.60	3.16	0.99	0.74	1.73	2.55	2.34	4.89


School Category	Teacher (Govt.)			Shiksha Mitras (Govt.)			Total		
	Male	Female	Total	Male	Female	Total	Male	Female	Total
Primary	2436	804	3240	1283	1610	2893	3719	2414	6133
Upper Primary	885	285	1170				885	285	1170
Total	3321	1089	4410	1283	1610	2893	4604	2699	7303

Gaps in Govt. Schools	School Category		Enrolment						
	Primary	Upper Primary	Grade	Govt.			Private		
				Boys	Girls	Total	Boys	Girls	Total
% of Single Teacher Schools	0.44	9.78	I	0.32	0.32	0.64	0.14	0.10	0.24
% of Toilet Less Schools	33.54	11.67	II	0.32	0.33	0.65	0.13	0.09	0.22
% of Water Less Schools	4.67	18.30	III	0.30	0.30	0.60	0.13	0.09	0.22
% of Building Less Schools	0.00	0.00	IV	0.23	0.24	0.47	0.11	0.08	0.19
% of Classrooms Req. Major Repair	10.95	8.52	V	0.19	0.21	0.40	0.11	0.09	0.20
Pupil Teacher Ratio	44.81	34.74	VI	0.08	0.09	0.17	0.13	0.10	0.23
% of Female Teachers	39.35	24.36	VII	0.06	0.07	0.13	0.12	0.09	0.21
Student Classroom Ratio	53.43	33.41	VIII	0.05	0.06	0.11	0.11	0.09	0.20

Particulars	Gross Enrolment Ratio			Net Enrolment Ratio		
	Boys	Girls	Total	Boys	Girls	Total
Primary School	97.00	102.79	99.90	94.54	100.06	97.30

Enrolment SC /ST / OBC	Primary			Upper Primary			Enrolment of Children with Disability	Govt.	Private	Total
	Govt.	Private	Total	Govt.	Private	Total				
SC Enrolment	87741	25326	113067	13434	14859	28293	Primary	1763	96	1859
SC Girls Enrolment	44012	10349	54361	6882	6169	13051				
OBC Enrolment	145232	51548	196780	19413	32485	51898				
OBC Girls Enrolment	77297	21811	99108	10320	14294	24614				
ST Enrolment	88	13	101	0	0	0				
ST Girls Enrolment	40	6	46	0	0	0				

School Category	Teacher (Govt.)			Shiksha Mitras (Govt.)			SC Teacher (Govt.)			ST Teacher (Govt.)		
	Male	Female	Total	Male	Female	Total	Male	Female	Total	Male	Female	Total
Primary	2436	804	3240	1283	1610	2893	337	55	392	11	4	15
Upper Primary	885	285	1170				218	71	289	7	2	9



Sarva Shiksha Abhiyan

District Elementary Education Report Card 2006-07

District : FIROZABAD

Reference Date : 30th Sept '06

EMIS Blocks	11	EMIS CRC's	131	Villages	1175
-------------	----	------------	-----	----------	------

Enrolment in lacs

School Category	Total Schools		Enrolment (Govt.)			Enrolment (Private)			Total Enrolment		
	Govt.	Private	Boys	Girls	Total	Boys	Girls	Total	Boys	Girls	Total
Primary	1257	388	1.06	1.05	2.11	0.49	0.40	0.89	1.55	1.45	3.00
Upper Primary	343	107	0.20	0.19	0.39	0.16	0.13	0.29	0.36	0.32	0.68
Total	1600	495	1.26	1.24	2.50	0.65	0.53	1.18	1.91	1.77	3.68

School Category	Teacher (Govt.)			Shiksha Mitras (Govt.)			Total		
	Male	Female	Total	Male	Female	Total	Male	Female	Total
Primary	1508	657	2165	855	905	1760	2363	1562	3925
Upper Primary	910	230	1140				910	230	1140
Total	2418	887	3305	855	905	1760	3273	1792	5065

Gaps in Govt. Schools	School Category		Enrolment							
	Primary	Upper Primary	Grade	Govt.			Private			
				Boys	Girls	Total	Boys	Girls	Total	
% of Single Teacher Schools	2.31	20.12	I	0.25	0.24	0.49	0.12	0.10	0.22	
% of Toilet Less Schools	3.58	12.83	II	0.25	0.25	0.50	0.10	0.09	0.19	
% of Water Less Schools	1.91	9.33	III	0.23	0.23	0.46	0.10	0.08	0.18	
% of Building Less Schools	0.00	0.00	IV	0.18	0.18	0.36	0.09	0.07	0.16	
% of Classrooms Req. Major Repair	4.77	10.50	V	0.15	0.15	0.30	0.07	0.06	0.13	
Pupil Teacher Ratio	53.83	34.62	VI	0.07	0.07	0.14	0.05	0.05	0.10	
% of Female Teachers	39.80	20.18	VII	0.07	0.07	0.14	0.05	0.04	0.09	
Student Classroom Ratio	49.52	27.55	VIII	0.06	0.06	0.12	0.05	0.04	0.09	
Particulars	Gross Enrolment Ratio		Net Enrolment Ratio							
Primary School	Boys	Girls	Total	Boys	Girls	Total	P.S.	U.P.S.	Total	
	97.53	104.48	101.01	95.11	101.66	98.38	1.06	0.20	1.26	
							1.05	0.20	1.25	
							2.11	0.40	2.51	
							0.48	0.15	0.63	
							0.40	0.53	0.93	

Enrolment SC /ST / OBC	Primary			Upper Primary			Enrolment of Children with Disability	Govt.	Private	Total
	Govt.	Private	Total	Govt.	Private	Total				
SC Enrolment	50789	26844	77633	10369	7810	18179	Primary	1049	66	1115
SC Girls Enrolment	24777	11920	36697	5053	3393	8446				
OBC Enrolment	138228	40182	178410	23807	13222	37029				
OBC Girls Enrolment	73572	18158	91730	11579	5983	17562				
ST Enrolment	904	0	904	304	0	304				
ST Girls Enrolment	459	0	459	183	0	183				

School Category	Teacher (Govt.)			Shiksha Mitras (Govt.)			SC Teacher (Govt.)			ST Teacher (Govt.)		
	Male	Female	Total	Male	Female	Total	Male	Female	Total	Male	Female	Total
Primary	1508	657	2165	855	905	1760	264	78	342	4	3	7
Upper Primary	910	230	1140				144	45	189	0	1	1



Sarva Shiksha Abhiyan

District Elementary Education Report Card 2006-07

District : GAUTAM BUDDHA NAGAR

Reference Date : 30th Sept '06

EMIS Blocks	4	EMIS CRC's	37	Villages	358
-------------	---	------------	----	----------	-----

Enrolment in lacs

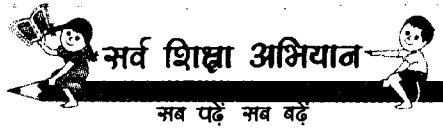
School Category	Total Schools		Enrolment (Govt.)			Enrolment (Private)			Total Enrolment		
	Govt.	Private	Boys	Girls	Total	Boys	Girls	Total	Boys	Girls	Total
Primary	439	311	0.35	0.36	0.71	0.43	0.34	0.77	0.78	0.70	1.48
Upper Primary	130	78	0.04	0.05	0.09	0.12	0.10	0.22	0.16	0.15	0.31
Total	569	389	0.39	0.41	0.80	0.55	0.44	0.99	0.94	0.85	1.79

School Category	Teacher (Govt.)			Shiksha Mitras (Govt.)			Total		
	Male	Female	Total	Male	Female	Total	Male	Female	Total
Primary	514	646	1160	263	360	623	777	1006	1783
Upper Primary	193	161	354				193	161	354
Total	707	807	1514	263	360	623	970	1167	2137

Gaps in Govt. Schools	School Category		Enrolment						
	Primary	Upper Primary	Grade	Govt.			Private		
				Boys	Girls	Total	Boys	Girls	Total
% of Single Teacher Schools	0.00	46.92	I	0.12	0.11	0.23	0.13	0.10	0.23
% of Toilet Less Schools	8.20	11.54	II	0.08	0.08	0.16	0.09	0.08	0.17
% of Water Less Schools	1.37	4.62	III	0.06	0.07	0.13	0.08	0.06	0.14
% of Building Less Schools	0.00	0.00	IV	0.05	0.05	0.10	0.07	0.05	0.12
% of Classrooms Req. Major Repair	17.77	13.85	V	0.04	0.05	0.09	0.06	0.05	0.11
Pupil Teacher Ratio	39.54	27.16	VI	0.02	0.02	0.04	0.04	0.04	0.08
% of Female Teachers	56.42	45.48	VII	0.01	0.02	0.03	0.04	0.03	0.07
Student Classroom Ratio	41.69	17.04	VIII	0.01	0.01	0.02	0.04	0.03	0.07
Particulars	Gross Enrolment Ratio			Net Enrolment Ratio			Total		
Primary School	Boys	Girls	Total	Boys	Girls	Total	P.S.	U.P.S.	Total
	98.30	112.47	105.39	73.69	84.75	79.22	0.35	0.04	0.39
							0.36	0.05	0.41
							0.71	0.09	0.80
							0.43	0.12	0.55
							0.34	0.10	0.44
							0.77	0.22	0.99

Enrolment SC /ST / OBC	Primary			Upper Primary			Enrolment of Children with Disability	Govt.	Private	Total
	Govt.	Private	Total	Govt.	Private	Total				
SC Enrolment	20571	4775	25346	2824	2245	5069	Primary	475	64	539
SC Girls Enrolment	10046	1853	11899	1375	797	2172	Upper Primary	87	41	128
OBC Enrolment	32340	61032	93372	4053	15449	19502				
OBC Girls Enrolment	17664	27669	45333	2276	7188	9464				
ST Enrolment	496	133	629	100	212	312				
ST Girls Enrolment	224	48	272	59	55	114				

School Category	Teacher (Govt.)			Shiksha Mitras (Govt.)			SC Teacher (Govt.)			ST Teacher (Govt.)		
	Male	Female	Total	Male	Female	Total	Male	Female	Total	Male	Female	Total
Primary	514	646	1160	263	360	623	81	47	128	3	6	9
Upper Primary	193	161	354				31	26	57	1	1	2



Sarva Shiksha Abhiyan

District Elementary Education Report Card

2006-07

District : GHAZIABAD

Reference Date :

30th Sept '06

EMIS Blocks	12	EMIS CRC's	79	Villages	648
-------------	----	------------	----	----------	-----

Enrolment in lacs

School Category	Total Schools		Enrolment (Govt.)			Enrolment (Private)			Total Enrolment		
	Govt.	Private	Boys	Girls	Total	Boys	Girls	Total	Boys	Girls	Total
Primary	803	519	0.70	0.69	1.39	0.86	0.78	1.64	1.56	1.47	3.03
Upper Primary	300	80	0.13	0.13	0.26	0.23	0.22	0.45	0.36	0.35	0.71
Total	1103	599	0.83	0.82	1.65	1.09	1.00	2.09	1.92	1.82	3.74

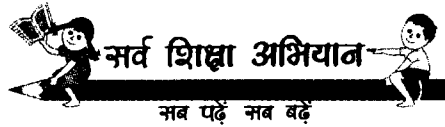
School Category	Teacher (Govt.)			Shiksha Mitras (Govt.)			Total		
	Male	Female	Total	Male	Female	Total	Male	Female	Total
Primary	1134	1268	2402	421	666	1087	1555	1934	3489
Upper Primary	589	267	856				589	267	856
Total	1723	1535	3258	421	666	1087	2144	2201	4345

Gaps in Govt. Schools	School Category		Enrolment						
	Primary	Upper Primary	Grade	Govt.			Private		
				Boys	Girls	Total	Boys	Girls	Total
% of Single Teacher Schools	3.11	18.67	I	0.20	0.19	0.39	0.23	0.21	0.44
% of Toilet Less Schools	7.85	20.33	II	0.16	0.16	0.32	0.17	0.16	0.33
% of Water Less Schools	0.00	0.00	III	0.13	0.14	0.27	0.16	0.15	0.31
% of Building Less Schools	0.00	0.00	IV	0.11	0.11	0.22	0.15	0.13	0.28
% of Classrooms Req. Major Repair	10.34	22.33	V	0.09	0.09	0.18	0.14	0.13	0.27
Pupil Teacher Ratio	39.48	31.37	VI	0.05	0.05	0.10	0.08	0.08	0.16
% of Female Teachers	55.43	31.19	VII	0.04	0.04	0.08	0.08	0.07	0.15
Student Classroom Ratio	48.75	22.73	VIII	0.04	0.04	0.08	0.07	0.07	0.14
			P.S.	0.69	0.69	1.38	0.85	0.78	1.63
			U.P.S.	0.13	0.13	0.26	0.23	0.22	0.45
			Total	0.82	0.82	1.64	1.08	1.00	2.08

Particulars	Gross Enrolment Ratio			Net Enrolment Ratio		
	Boys	Girls	Total	Boys	Girls	Total
Primary School	99.64	106.54	103.09	92.33	98.50	95.42

Enrolment SC /ST / OBC	Primary			Upper Primary			Enrolment of Children with Disability	Govt.	Private	Total
	Govt.	Private	Total	Govt.	Private	Total				
SC Enrolment	42097	22782	64879	8494	7387	15881	Primary	1021	101	1122
SC Girls Enrolment	20357	10555	30912	4190	3613	7803	Upper Primary	256	40	296
OBC Enrolment	42577	32697	75274	8639	9520	18159				
OBC Girls Enrolment	23217	15239	38456	4417	4651	9068				
ST Enrolment	163	0	163	24	0	24				
ST Girls Enrolment	72	0	72	24	0	24				

School Category	Teacher (Govt.)			Shiksha Mitras (Govt.)			SC Teacher (Govt.)			ST Teacher (Govt.)		
	Male	Female	Total	Male	Female	Total	Male	Female	Total	Male	Female	Total
Primary	1134	1268	2402	421	666	1087	166	123	289	12	16	28
Upper Primary	589	267	856				108	60	168	6	6	12



Sarva Shiksha Abhiyan

District Elementary Education Report Card 2006-07

District : GHAZIPUR

Reference Date : 30th Sept '06

EMIS Blocks	17	EMIS CRC's	193	Villages	1523
-------------	----	------------	-----	----------	------

Enrolment in lacs

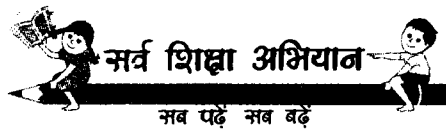
School Category	Total Schools		Enrolment (Govt.)			Enrolment (Private)			Total Enrolment		
	Govt.	Private	Boys	Girls	Total	Boys	Girls	Total	Boys	Girls	Total
Primary	1608	360	1.91	2.06	3.97	0.47	0.39	0.86	2.38	2.45	4.83
Upper Primary	350	75	0.29	0.30	0.59	0.10	0.08	0.18	0.39	0.38	0.77
Total	1958	435	2.20	2.36	4.56	0.57	0.47	1.04	2.77	2.83	5.60

School Category	Teacher (Govt.)			Shiksha Mitras (Govt.)			Total		
	Male	Female	Total	Male	Female	Total	Male	Female	Total
Primary	3289	866	4155	1120	1363	2483	4409	2229	6638
Upper Primary	843	202	1045				843	202	1045
Total	4132	1068	5200	1120	1363	2483	5252	2431	7683

Gaps in Govt. Schools	School Category		Enrolment						
	Primary	Upper Primary	Grade	Govt.			Private		
				Boys	Girls	Total	Boys	Girls	Total
% of Single Teacher Schools	0.00	0.00	I	0.49	0.52	1.01	0.11	0.08	0.19
% of Toilet Less Schools	13.43	7.14	II	0.43	0.46	0.89	0.09	0.08	0.17
% of Water Less Schools	0.44	2.00	III	0.39	0.42	0.81	0.09	0.08	0.17
% of Building Less Schools	0.00	0.00	IV	0.32	0.35	0.67	0.09	0.08	0.17
% of Classrooms Req. Major Repair	16.11	13.14	V	0.27	0.30	0.57	0.09	0.08	0.17
Pupil Teacher Ratio	59.50	57.91	VI	0.11	0.12	0.23	0.03	0.02	0.05
% of Female Teachers	33.58	19.33	VII	0.10	0.10	0.20	0.03	0.03	0.06
Student Classroom Ratio	66.75	31.65	VIII	0.08	0.08	0.16	0.03	0.03	0.06
			P.S.	1.90	2.05	3.95	0.47	0.40	0.87
			U.P.S.	0.29	0.30	0.59	0.09	0.08	0.17
			Total	2.19	2.35	4.54	0.56	0.48	1.04

Enrolment SC /ST / OBC	Primary			Upper Primary			Enrolment of Children with Disability	Govt.	Private	Total
	Govt.	Private	Total	Govt.	Private	Total				
SC Enrolment	115303	29792	145095	19890	5277	25167	Primary	1123	26	1149
SC Girls Enrolment	58157	13687	71844	9607	2398	12005				
OBC Enrolment	240867	32318	273185	30865	7154	38019				
OBC Girls Enrolment	132687	14667	147354	15721	3271	18992				
ST Enrolment	6251	1326	7577	1262	423	1685				
ST Girls Enrolment	3250	502	3752	605	196	801				

School Category	Teacher (Govt.)			Shiksha Mitras (Govt.)			SC Teacher (Govt.)			ST Teacher (Govt.)		
	Male	Female	Total	Male	Female	Total	Male	Female	Total	Male	Female	Total
Primary	3289	866	4155	1120	1363	2483	428	109	537	43	10	53
Upper Primary	843	202	1045				177	18	195	15	6	21



Sarva Shiksha Abhiyan

District Elementary Education Report Card 2006-07

District : GONDA

Reference Date : 30th Sept '06

Enrolment in lacs

EMIS Blocks	19	EMIS CRC's	171	Villages	1625
-------------	----	------------	-----	----------	------

School Category	Total Schools		Enrolment (Govt.)			Enrolment (Private)			Total Enrolment		
	Govt.	Private	Boys	Girls	Total	Boys	Girls	Total	Boys	Girls	Total
Primary	1704	438	1.81	1.83	3.64	0.60	0.38	0.98	2.41	2.21	4.62
Upper Primary	450	85	0.24	0.23	0.47	0.32	0.18	0.50	0.56	0.41	0.97
Total	2154	523	2.05	2.06	4.11	0.92	0.56	1.48	2.97	2.62	5.59

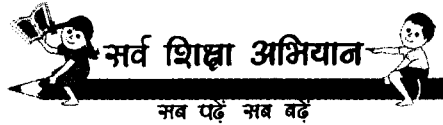
School Category	Teacher (Govt.)			Shiksha Mitras (Govt.)			Total		
	Male	Female	Total	Male	Female	Total	Male	Female	Total
Primary	1616	681	2297	1465	1585	3050	3081	2266	5347
Upper Primary	579	200	779				579	200	779
Total	2195	881	3076	1465	1585	3050	3660	2466	6126

Gaps in Govt. Schools	School Category		Enrolment						
	Primary	Upper Primary	Grade	Govt.			Private		
				Boys	Girls	Total	Boys	Girls	Total
% of Single Teacher Schools	1.94	50.89	I	0.46	0.47	0.93	0.18	0.11	0.29
% of Toilet Less Schools	15.73	21.33	II	0.41	0.41	0.82	0.12	0.07	0.19
% of Water Less Schools	1.47	9.56	III	0.37	0.38	0.75	0.11	0.07	0.18
% of Building Less Schools	1.35	1.56	IV	0.31	0.31	0.62	0.10	0.06	0.16
% of Classrooms Req. Major Repair	39.20	25.11	V	0.26	0.25	0.51	0.10	0.06	0.16
Pupil Teacher Ratio	67.99	60.82	VI	0.10	0.10	0.20	0.11	0.07	0.18
% of Female Teachers	42.38	25.67	VII	0.08	0.07	0.15	0.11	0.06	0.17
Student Classroom Ratio	61.15	28.82	VIII	0.06	0.06	0.12	0.10	0.06	0.16
			P.S.	1.81	1.82	3.63	0.61	0.37	0.98
			U.P.S.	0.24	0.23	0.47	0.32	0.19	0.51
			Total	2.05	2.05	4.10	0.93	0.56	1.49

Particulars	Gross Enrolment Ratio			Net Enrolment Ratio		
	Boys	Girls	Total	Boys	Girls	Total
Primary School	99.48	110.39	104.94	88.47	98.30	93.39

Enrolment SC / ST / OBC	Primary			Upper Primary			Enrolment of Children with Disability	Govt.	Private	Total
	Govt.	Private	Total	Govt.	Private	Total				
SC Enrolment	77156	13736	90892	10238	8009	18247	Primary	1771	118	1889
SC Girls Enrolment	38447	5139	43586	4655	2897	7552				
OBC Enrolment	171309	32176	203485	18364	16945	35309				
OBC Girls Enrolment	89054	11812	100866	8204	5860	14064				
ST Enrolment	3	0	3	43	1	44				
ST Girls Enrolment	0	0	0	12	1	13				

School Category	Teacher (Govt.)			Shiksha Mitras (Govt.)			SC Teacher (Govt.)			ST Teacher (Govt.)		
	Male	Female	Total	Male	Female	Total	Male	Female	Total	Male	Female	Total
Primary	1616	681	2297	1465	1585	3050	177	38	215	1	0	1
Upper Primary	579	200	779				89	33	122	2	0	2



Sarva Shiksha Abhiyan

District Elementary Education Report Card 2006-07

District : GORAKHPUR

Reference Date : 30th Sept '06

EMIS Blocks	20	EMIS CRC's	234	Villages	1948
-------------	----	------------	-----	----------	------

Enrolment in lacs

School Category	Total Schools		Enrolment (Govt.)			Enrolment (Private)			Total Enrolment		
	Govt.	Private	Boys	Girls	Total	Boys	Girls	Total	Boys	Girls	Total
Primary	1910	365	1.84	2.12	3.96	0.43	0.35	0.78	2.27	2.47	4.74
Upper Primary	522	226	0.35	0.37	0.72	0.26	0.24	0.50	0.61	0.61	1.22
Total	2432	591	2.19	2.49	4.68	0.69	0.59	1.28	2.88	3.08	5.96

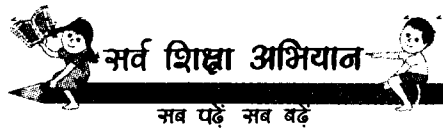
School Category	Teacher (Govt.)			Shiksha Mitras (Govt.)			Total		
	Male	Female	Total	Male	Female	Total	Male	Female	Total
Primary	2234	1313	3547	1316	1653	2969	3550	2966	6516
Upper Primary	1352	816	2168				1352	816	2168
Total	3586	2129	5715	1316	1653	2969	4902	3782	8684

Gaps in Govt. Schools	School Category		Enrolment						
	Primary	Upper Primary	Grade	Govt.			Private		
				Boys	Girls	Total	Boys	Girls	Total
% of Single Teacher Schools	0.00	2.87	I	0.45	0.49	0.94	0.10	0.08	0.18
% of Toilet Less Schools	0.52	0.00	II	0.42	0.48	0.90	0.08	0.07	0.15
% of Water Less Schools	0.37	2.49	III	0.38	0.45	0.83	0.08	0.07	0.15
% of Building Less Schools	0.00	0.38	IV	0.31	0.37	0.68	0.08	0.06	0.14
% of Classrooms Reg. Major Repair	31.78	28.35	V	0.28	0.33	0.61	0.09	0.07	0.16
Pupil Teacher Ratio	60.72	32.88	VI	0.13	0.14	0.27	0.09	0.08	0.17
% of Female Teachers	45.52	37.64	VII	0.12	0.13	0.25	0.09	0.08	0.17
Student Classroom Ratio	59.29	35.32	VIII	0.09	0.10	0.19	0.09	0.08	0.17
			P.S.	1.84	2.12	3.96	0.43	0.35	0.78
			U.P.S.	0.34	0.37	0.71	0.27	0.24	0.51
			Total	2.18	2.49	4.67	0.70	0.59	1.29

Particulars	Gross Enrolment Ratio			Net Enrolment Ratio		
	Boys	Girls	Total	Boys	Girls	Total
Primary School	85.20	99.95	92.58	83.33	97.82	90.58

Enrolment SC /ST / OBC	Primary			Upper Primary			Enrolment of Children with Disability	Govt.	Private	Total
	Govt.	Private	Total	Govt.	Private	Total				
SC Enrolment	127542	18341	145883	24705	12704	37409	Primary	1097	33	1130
SC Girls Enrolment	66885	8068	74953	12491	6051	18542	Upper Primary	177	29	206
OBC Enrolment	224790	38806	263596	37626	25209	62835				
OBC Girls Enrolment	129196	17093	146289	19279	12141	31420				
ST Enrolment	212	453	665	186	628	814				
ST Girls Enrolment	94	167	261	86	327	413				

School Category	Teacher (Govt.)			Shiksha Mitras (Govt.)			SC Teacher (Govt.)			ST Teacher (Govt.)		
	Male	Female	Total	Male	Female	Total	Male	Female	Total	Male	Female	Total
Primary	2234	1313	3547	1316	1653	2969	249	122	371	21	4	25
Upper Primary	1352	816	2168				240	125	365	10	10	20



Sarva Shiksha Abhiyan

District Elementary Education Report Card 2006-07

District : HAMIRPUR

Reference Date : 30th Sept '06

Enrolment in lacs

EMIS Blocks	10	EMIS CRC's	65	Villages	641
-------------	----	------------	----	----------	-----


School Category	Total Schools		Enrolment (Govt.)			Enrolment (Private)			Total Enrolment		
	Govt.	Private	Boys	Girls	Total	Boys	Girls	Total	Boys	Girls	Total
Primary	761	344	0.57	0.59	1.16	0.31	0.21	0.52	0.88	0.80	1.68
Upper Primary	281	147	0.15	0.16	0.31	0.15	0.08	0.23	0.30	0.24	0.54
Total	1042	491	0.72	0.75	1.47	0.46	0.29	0.75	1.18	1.04	2.22

School Category	Teacher (Govt.)			Shiksha Mitras (Govt.)			Total		
	Male	Female	Total	Male	Female	Total	Male	Female	Total
Primary	1140	279	1419	444	425	869	1584	704	2288
Upper Primary	663	185	848				663	185	848
Total	1803	464	2267	444	425	869	2247	889	3136

Gaps in Govt. Schools	School Category		Enrolment						
	Primary	Upper Primary	Grade	Govt.			Private		
				Boys	Girls	Total	Boys	Girls	Total
% of Single Teacher Schools	4.20	18.15	I	0.12	0.13	0.25	0.07	0.05	0.12
% of Toilet Less Schools	49.41	42.35	II	0.13	0.14	0.27	0.06	0.04	0.10
% of Water Less Schools	7.88	21.71	III	0.12	0.12	0.24	0.06	0.04	0.10
% of Building Less Schools	0.00	0.00	IV	0.11	0.11	0.22	0.06	0.04	0.10
% of Classrooms Req. Major Repair	17.61	24.56	V	0.09	0.09	0.18	0.06	0.04	0.10
Pupil Teacher Ratio	50.65	36.90	VI	0.06	0.07	0.13	0.05	0.03	0.08
% of Female Teachers	30.77	21.82	VII	0.05	0.05	0.10	0.05	0.03	0.08
Student Classroom Ratio	55.85	30.88	VIII	0.04	0.04	0.08	0.05	0.03	0.08
			P.S.	0.57	0.59	1.16	0.31	0.21	0.52
			U.P.S.	0.15	0.16	0.31	0.15	0.09	0.24
			Total	0.72	0.75	1.47	0.46	0.30	0.76

Particulars	Gross Enrolment Ratio			Net Enrolment Ratio			Enrolment of Children with Disability	Govt.	Private	Total
	Boys	Girls	Total	Boys	Girls	Total				
Primary School	100.25	110.48	105.37	88.62	98.15	93.38	Primary	432	53	485
							Upper Primary	133	32	165

Enrolment SC /ST / OBC	Primary			Upper Primary			SC Teacher (Govt.)	ST Teacher (Govt.)
	Govt.	Private	Total	Govt.	Private	Total		
SC Enrolment	30561	12552	43113	9277	4717	13994	227	34
SC Girls Enrolment	15147	4949	20096	4532	1661	6193	261	1
OBC Enrolment	73347	28781	102128	16771	12988	29759	6	1
OBC Girls Enrolment	41388	11540	52928	8617	4347	12964	5	1
ST Enrolment	113	0	113	0	0	0	3	7
ST Girls Enrolment	58	0	58	0	0	0	157	27



Sarva Shiksha Abhiyan

District Elementary Education Report Card 2006-07

District : HARDOI

Reference Date : 30th Sept '06

EMIS Blocks	25	EMIS CRC's	196	Villages	2180
-------------	----	------------	-----	----------	------

Enrolment in lacs

School Category	Total Schools		Enrolment (Govt.)			Enrolment (Private)			Total Enrolment		
	Govt.	Private	Boys	Girls	Total	Boys	Girls	Total	Boys	Girls	Total
Primary	2427	801	2.66	2.53	5.19	1.00	0.64	1.64	3.66	3.17	6.83
Upper Primary	587	169	0.53	0.44	0.97	0.24	0.15	0.39	0.77	0.59	1.36
Total	3014	970	3.19	2.97	6.16	1.24	0.79	2.03	4.43	3.76	8.19

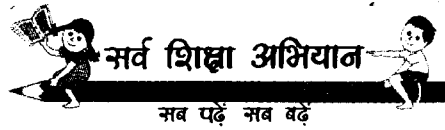
School Category	Teacher (Govt.)			Shiksha Mitras (Govt.)			Total		
	Male	Female	Total	Male	Female	Total	Male	Female	Total
Primary	2701	929	3630	2303	2205	4508	5004	3134	8138
Upper Primary	1231	386	1617				1231	386	1617
Total	3932	1315	5247	2303	2205	4508	6235	3520	9755

Gaps in Govt. Schools	School Category		Enrolment						
	Primary	Upper Primary	Grade	Govt.			Private		
				Boys	Girls	Total	Boys	Girls	Total
% of Single Teacher Schools	0.04	23.17	I	0.60	0.59	1.19	0.24	0.16	0.40
% of Toilet Less Schools	12.24	10.05	II	0.54	0.52	1.06	0.21	0.14	0.35
% of Water Less Schools	0.45	2.56	III	0.56	0.54	1.10	0.20	0.13	0.33
% of Building Less Schools	0.00	0.00	IV	0.50	0.47	0.97	0.18	0.12	0.30
% of Classrooms Req. Major Repair	12.48	9.20	V	0.45	0.42	0.87	0.17	0.10	0.27
Pupil Teacher Ratio	63.73	60.45	VI	0.21	0.18	0.39	0.09	0.06	0.15
% of Female Teachers	38.51	23.87	VII	0.17	0.14	0.31	0.08	0.05	0.13
Student Classroom Ratio	56.51	41.05	VIII	0.15	0.12	0.27	0.08	0.05	0.13
			P.S.	2.65	2.54	5.19	1.00	0.65	1.65
			U.P.S.	0.53	0.44	0.97	0.25	0.16	0.41
			Total	3.18	2.98	6.16	1.25	0.81	2.06

Particulars	Gross Enrolment Ratio			Net Enrolment Ratio		
	Boys	Girls	Total	Boys	Girls	Total
Primary School	99.90	104.00	101.95	96.81	100.49	98.65

Enrolment SC /ST / OBC	Primary			Upper Primary			Enrolment of Children with Disability	Govt.	Private	Total
	Govt.	Private	Total	Govt.	Private	Total				
SC Enrolment	171211	45124	216335	35506	8746	44252	Primary	3160	263	3423
SC Girls Enrolment	82764	17240	100004	15645	3296	18941				
OBC Enrolment	222962	66316	289278	37136	16000	53136				
OBC Girls Enrolment	116720	25533	142253	16316	6398	22714				
ST Enrolment	718	2	720	34	0	34				
ST Girls Enrolment	327	2	329	34	0	34				

School Category	Teacher (Govt.)			Shiksha Mitras (Govt.)			SC Teacher (Govt.)			ST Teacher (Govt.)		
	Male	Female	Total	Male	Female	Total	Male	Female	Total	Male	Female	Total
Primary	2701	929	3630	2303	2205	4508	388	102	490	5	1	6
Upper Primary	1231	386	1617				273	66	339	6	3	9



Sarva Shiksha Abhiyan

District Elementary Education Report Card 2006-07

District : HATHRAS

Reference Date : 30th Sept '06

Enrolment in lacs

EMIS Blocks	9	EMIS CRC's	66	Villages	926
-------------	---	------------	----	----------	-----

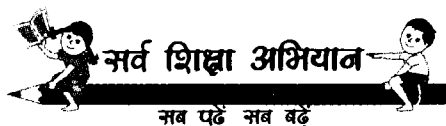
School Category	Total Schools		Enrolment (Govt.)			Enrolment (Private)			Total Enrolment		
	Govt.	Private	Boys	Girls	Total	Boys	Girls	Total	Boys	Girls	Total
Primary	929	513	0.77	0.80	1.57	0.61	0.55	1.16	1.38	1.35	2.73
Upper Primary	245	176	0.16	0.15	0.31	0.22	0.22	0.44	0.38	0.37	0.75
Total	1174	689	0.93	0.95	1.88	0.83	0.77	1.60	1.76	1.72	3.48

School Category	Teacher (Govt.)			Shiksha Mitras (Govt.)			Total		
	Male	Female	Total	Male	Female	Total	Male	Female	Total
Primary	1374	549	1923	881	652	1533	2255	1201	3456
Upper Primary	609	140	749				609	140	749
Total	1983	689	2672	881	652	1533	2864	1341	4205

Gaps in Govt. Schools	School Category		Enrolment										
	Primary	Upper Primary	Grade	Govt.			Private						
				Boys	Girls	Total	Boys	Girls	Total				
% of Single Teacher Schools	0.00	0.41	I	0.20	0.20	0.40	0.13	0.12	0.25				
% of Toilet Less Schools	5.17	0.41	II	0.17	0.17	0.34	0.12	0.11	0.23				
% of Water Less Schools	0.00	0.00	III	0.16	0.17	0.33	0.12	0.10	0.22				
% of Building Less Schools	0.00	0.00	IV	0.13	0.14	0.27	0.12	0.11	0.23				
% of Classrooms Req. Major Repair	4.84	7.76	V	0.12	0.12	0.24	0.12	0.11	0.23				
Pupil Teacher Ratio	45.29	42.46	VI	0.06	0.06	0.12	0.07	0.07	0.14				
% of Female Teachers	34.75	18.69	VII	0.05	0.05	0.10	0.08	0.07	0.15				
Student Classroom Ratio	53.17	36.14	VIII	0.05	0.04	0.09	0.07	0.08	0.15				
Particulars	Gross Enrolment Ratio		Net Enrolment Ratio			P.S.	0.78	0.80	1.58	0.61	0.55	1.16	
Primary School	Boys	Girls	Total	Boys	Girls	Total	U.P.S.	0.16	0.15	0.31	0.22	0.22	0.44
	98.02	101.20	99.61	97.21	100.54	98.88	Total	0.94	0.95	1.89	0.83	0.77	1.60

Enrolment SC /ST / OBC	Primary			Upper Primary			Enrolment of Children with Disability	Govt.	Private	Total
	Govt.	Private	Total	Govt.	Private	Total				
SC Enrolment	53084	32490	85574	11490	13510	25000	Primary	952	117	1069
SC Girls Enrolment	26232	15747	41979	5350	6620	11970	Upper Primary	265	80	345
OBC Enrolment	69167	44217	113384	12851	17058	29909				
OBC Girls Enrolment	38119	20091	58210	6146	8470	14616				
ST Enrolment	204	78	282	96	33	129				
ST Girls Enrolment	108	27	135	43	9	52				

School Category	Teacher (Govt.)			Shiksha Mitras (Govt.)			SC Teacher (Govt.)			ST Teacher (Govt.)		
	Male	Female	Total	Male	Female	Total	Male	Female	Total	Male	Female	Total
Primary	1374	549	1923	881	652	1533	188	50	238	17	6	23
Upper Primary	609	140	749				119	19	138	3	0	3



Sarva Shiksha Abhiyan

District Elementary Education Report Card

2006-07

District : JALAUN

Reference Date : 30th Sept '06

EMIS Blocks	13	EMIS CRC's	86	Villages	1125
-------------	----	------------	----	----------	------

Enrolment in lacs

School Category	Total Schools		Enrolment (Govt.)			Enrolment (Private)			Total Enrolment		
	Govt.	Private	Boys	Girls	Total	Boys	Girls	Total	Boys	Girls	Total
Primary	1248	501	0.75	0.75	1.50	0.52	0.42	0.94	1.27	1.17	2.44
Upper Primary	419	181	0.17	0.20	0.37	0.24	0.20	0.44	0.41	0.40	0.81
Total	1667	682	0.92	0.95	1.87	0.76	0.62	1.38	1.68	1.57	3.25


School Category	Teacher (Govt.)			Shiksha Mitras (Govt.)			Total		
	Male	Female	Total	Male	Female	Total	Male	Female	Total
Primary	1822	576	2398	522	463	985	2344	1039	3383
Upper Primary	1051	248	1299				1051	248	1299
Total	2873	824	3697	522	463	985	3395	1287	4682

Gaps in Govt. Schools	School Category		Enrolment						
	Primary	Upper Primary	Grade	Govt.			Private		
				Boys	Girls	Total	Boys	Girls	Total
% of Single Teacher Schools	4.89	11.22	I	0.14	0.14	0.28	0.11	0.09	0.20
% of Toilet Less Schools	50.80	36.99	II	0.16	0.16	0.32	0.11	0.09	0.20
% of Water Less Schools	4.57	20.53	III	0.16	0.16	0.32	0.11	0.09	0.20
% of Building Less Schools	1.28	0.24	IV	0.15	0.15	0.30	0.10	0.08	0.18
% of Classrooms Req. Major Repair	17.95	16.71	V	0.14	0.14	0.28	0.10	0.08	0.18
Pupil Teacher Ratio	44.20	28.65	VI	0.07	0.07	0.14	0.08	0.07	0.15
% of Female Teachers	30.71	19.09	VII	0.06	0.07	0.13	0.08	0.07	0.15
Student Classroom Ratio	48.54	26.31	VIII	0.05	0.05	0.10	0.08	0.07	0.15
			P.S.	0.75	0.75	1.50	0.53	0.43	0.96
			U.P.S.	0.18	0.19	0.37	0.24	0.21	0.45
			Total	0.93	0.94	1.87	0.77	0.64	1.41

Particulars	Gross Enrolment Ratio			Net Enrolment Ratio		
	Boys	Girls	Total	Boys	Girls	Total
Primary School	108.59	113.65	111.12	99.74	105.05	102.40

Enrolment SC /ST / OBC	Primary			Upper Primary			Enrolment of Children with Disability	Govt.	Private	Total
	Govt.	Private	Total	Govt.	Private	Total				
SC Enrolment	47835	30412	78247	13002	14155	27157	Primary	575	20	595
SC Girls Enrolment	23226	13598	36824	6602	6311	12913	Upper Primary	200	26	226
OBC Enrolment	70149	36218	106367	15590	17659	33249				
OBC Girls Enrolment	38782	15985	54767	8269	7837	16106				
ST Enrolment	1009	318	1327	94	125	219				
ST Girls Enrolment	491	140	631	50	57	107				

School Category	Teacher (Govt.)			Shiksha Mitras (Govt.)			SC Teacher (Govt.)			ST Teacher (Govt.)		
	Male	Female	Total	Male	Female	Total	Male	Female	Total	Male	Female	Total
Primary	1822	576	2398	522	463	985	308	53	361	3	0	3
Upper Primary	1051	248	1299				190	47	237	9	7	16



Sarva Shiksha Abhiyan

District Elementary Education Report Card 2006-07

District : JAUNPUR

Reference Date : 30th Sept '06

EMIS Blocks	22	EMIS CRC's	250	Villages	2017
-------------	----	------------	-----	----------	------

Enrolment in lacs

School Category	Total Schools		Enrolment (Govt.)			Enrolment (Private)			Total Enrolment		
	Govt.	Private	Boys	Girls	Total	Boys	Girls	Total	Boys	Girls	Total
Primary	2064	453	2.27	2.46	4.73	0.42	0.32	0.74	2.69	2.78	5.47
Upper Primary	454	198	0.37	0.39	0.76	0.27	0.23	0.50	0.64	0.62	1.26
Total	2518	651	2.64	2.85	5.49	0.69	0.55	1.24	3.33	3.40	6.73

School Category	Teacher (Govt.)			Shiksha Mitras (Govt.)			Total		
	Male	Female	Total	Male	Female	Total	Male	Female	Total
Primary	4204	1194	5398	1599	1645	3244	5803	2839	8642
Upper Primary	1171	306	1477				1171	306	1477
Total	5375	1500	6875	1599	1645	3244	6974	3145	10119

Gaps in Govt. Schools	School Category		Enrolment										
	Primary	Upper Primary	Grade	Govt.			Private						
				Boys	Girls	Total	Boys	Girls	Total				
% of Single Teacher Schools	0.05	16.74	I	0.52	0.57	1.09	0.09	0.07	0.16				
% of Toilet Less Schools	29.65	33.26	II	0.47	0.51	0.98	0.08	0.06	0.14				
% of Water Less Schools	0.78	12.11	III	0.47	0.52	0.99	0.08	0.07	0.15				
% of Building Less Schools	0.15	0.00	IV	0.41	0.44	0.85	0.08	0.06	0.14				
% of Classrooms Req. Major Repair	10.37	14.76	V	0.39	0.42	0.81	0.08	0.06	0.14				
Pupil Teacher Ratio	54.48	51.71	VI	0.15	0.16	0.31	0.09	0.08	0.17				
% of Female Teachers	32.85	20.72	VII	0.12	0.13	0.25	0.09	0.08	0.17				
Student Classroom Ratio	75.22	42.05	VIII	0.10	0.11	0.21	0.09	0.08	0.17				
Particulars	Gross Enrolment Ratio			Net Enrolment Ratio			P.S.	2.26	2.46	4.72	0.41	0.32	0.73
Primary School	Boys	Girls	Total	Boys	Girls	Total	U.P.S.	0.37	0.40	0.77	0.27	0.24	0.51
	96.05	104.18	100.11	94.44	102.39	98.41	Total	2.63	2.86	5.49	0.68	0.56	1.24

Enrolment SC /ST / OBC	Primary			Upper Primary			Enrolment of Children with Disability	Govt.	Private	Total
	Govt.	Private	Total	Govt.	Private	Total				
SC Enrolment	139718	15866	155584	23826	11580	35406	Primary	833	34	867
SC Girls Enrolment	70568	6755	77323	11862	5315	17177				
OBC Enrolment	271652	40338	311990	40274	28857	69131				
OBC Girls Enrolment	150702	17089	167791	20830	13076	33906				
ST Enrolment	531	417	948	67	194	261				
ST Girls Enrolment	283	197	480	40	97	137				

School Category	Teacher (Govt.)			Shiksha Mitras (Govt.)			SC Teacher (Govt.)			ST Teacher (Govt.)		
	Male	Female	Total	Male	Female	Total	Male	Female	Total	Male	Female	Total
Primary	4204	1194	5398	1599	1645	3244	598	151	749	18	13	31
Upper Primary	1171	306	1477				278	61	339	6	1	7



Sarva Shiksha Abhiyan

District Elementary Education Report Card

2006-07

District : JHANSI

Reference Date : 30th Sept ' 06

EMIS Blocks	10	EMIS CRC's	72	Villages	930
-------------	----	------------	----	----------	-----

Enrolment in lacs

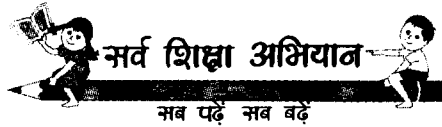
School Category	Total Schools		Enrolment (Govt.)			Enrolment (Private)			Total Enrolment		
	Govt.	Private	Boys	Girls	Total	Boys	Girls	Total	Boys	Girls	Total
Primary	1115	440	0.86	0.85	1.71	0.35	0.27	0.62	1.21	1.12	2.33
Upper Primary	414	168	0.26	0.24	0.50	0.17	0.12	0.29	0.43	0.36	0.79
Total	1529	608	1.12	1.09	2.21	0.52	0.39	0.91	1.64	1.48	3.12

School Category	Teacher (Govt.)			Shiksha Mitras (Govt.)			Total		
	Male	Female	Total	Male	Female	Total	Male	Female	Total
Primary	1655	899	2554	859	865	1724	2514	1764	4278
Upper Primary	932	253	1185				932	253	1185
Total	2587	1152	3739	859	865	1724	3446	2017	5463

Gaps in Govt. Schools	School Category		Enrolment						
	Primary	Upper Primary	Grade	Govt.			Private		
				Boys	Girls	Total	Boys	Girls	Total
% of Single Teacher Schools	1.08	13.29	I	0.17	0.17	0.34	0.08	0.07	0.15
% of Toilet Less Schools	20.72	15.22	II	0.19	0.18	0.37	0.07	0.05	0.12
% of Water Less Schools	3.86	8.70	III	0.17	0.17	0.34	0.07	0.05	0.12
% of Building Less Schools	0.09	0.00	IV	0.17	0.17	0.34	0.06	0.05	0.11
% of Classrooms Req. Major Repair	12.65	10.63	V	0.16	0.16	0.32	0.06	0.05	0.11
Pupil Teacher Ratio	39.89	42.72	VI	0.10	0.09	0.19	0.06	0.04	0.10
% of Female Teachers	41.23	21.35	VII	0.09	0.08	0.17	0.06	0.04	0.10
Student Classroom Ratio	44.33	34.26	VIII	0.07	0.06	0.13	0.06	0.04	0.10
			P.S.	0.86	0.85	1.71	0.34	0.27	0.61
			U.P.S.	0.26	0.23	0.49	0.18	0.12	0.30
			Total	1.12	1.08	2.20	0.52	0.39	0.91

Enrolment SC /ST / OBC	Primary			Upper Primary			Enrolment of Children with Disability	Govt.	Private	Total
	Govt.	Private	Total	Govt.	Private	Total				
SC Enrolment	58117	18550	76667	19084	7790	26874	Primary	606	40	646
SC Girls Enrolment	28332	8109	36441	8626	3106	11732	Upper Primary	208	24	232
OBC Enrolment	93778	26521	120299	24003	12673	36676				
OBC Girls Enrolment	51824	11559	63383	11511	4980	16491				
ST Enrolment	0	649	649	0	728	728				
ST Girls Enrolment	0	257	257	0	316	316				

School Category	Teacher (Govt.)			Shiksha Mitras (Govt.)			SC Teacher (Govt.)			ST Teacher (Govt.)		
	Male	Female	Total	Male	Female	Total	Male	Female	Total	Male	Female	Total
Primary	1655	899	2554	859	865	1724	307	109	416	6	5	11
Upper Primary	932	253	1185				190	36	226	7	4	11



Sarva Shiksha Abhiyan

District Elementary Education Report Card 2006-07

District : JYOTIBA PHULE NAGAR

Reference Date : 30th Sept '06

Enrolment in lacs

EMIS Blocks	8	EMIS CRC's	88	Villages	865
-------------	---	------------	----	----------	-----

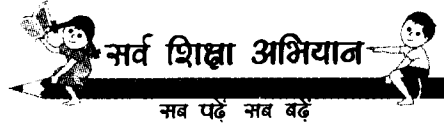
School Category	Total Schools		Enrolment (Govt.)			Enrolment (Private)			Total Enrolment		
	Govt.	Private	Boys	Girls	Total	Boys	Girls	Total	Boys	Girls	Total
Primary	1052	582	0.81	0.84	1.65	0.78	0.64	1.42	1.59	1.48	3.07
Upper Primary	264	221	0.12	0.13	0.25	0.35	0.30	0.65	0.47	0.43	0.90
Total	1316	803	0.93	0.97	1.90	1.13	0.94	2.07	2.06	1.91	3.97

School Category	Teacher (Govt.)			Shiksha Mitras (Govt.)			Total		
	Male	Female	Total	Male	Female	Total	Male	Female	Total
Primary	1148	309	1457	830	776	1606	1978	1085	3063
Upper Primary	616	220	836				616	220	836
Total	1764	529	2293	830	776	1606	2594	1305	3899

Gaps in Govt. Schools	School Category		Enrolment										
	Primary	Upper Primary	Grade	Govt.			Private						
				Boys	Girls	Total	Boys	Girls	Total				
% of Single Teacher Schools	1.43	12.50	I	0.22	0.22	0.44	0.19	0.15	0.34				
% of Toilet Less Schools	11.22	0.00	II	0.18	0.19	0.37	0.16	0.13	0.29				
% of Water Less Schools	0.10	4.17	III	0.16	0.17	0.33	0.15	0.13	0.28				
% of Building Less Schools	0.86	0.00	IV	0.14	0.15	0.29	0.14	0.12	0.26				
% of Classrooms Req. Major Repair	16.25	4.55	V	0.11	0.12	0.23	0.14	0.12	0.26				
Pupil Teacher Ratio	52.41	30.84	VI	0.05	0.05	0.10	0.12	0.10	0.22				
% of Female Teachers	35.42	26.32	VII	0.04	0.04	0.08	0.12	0.10	0.22				
Student Classroom Ratio	51.29	23.66	VIII	0.04	0.04	0.08	0.11	0.10	0.21				
Particulars	Gross Enrolment Ratio			Net Enrolment Ratio			P.S.	0.81	0.85	1.66	0.78	0.65	1.43
Primary School	Boys	Girls	Total	Boys	Girls	Total	U.P.S.	0.13	0.13	0.26	0.35	0.30	0.65
	105.13	106.01	105.57	93.36	94.74	94.05	Total	0.94	0.98	1.92	1.13	0.95	2.08

Enrolment SC /ST / OBC	Primary			Upper Primary			Enrolment of Children with Disability	Govt.	Private	Total
	Govt.	Private	Total	Govt.	Private	Total				
SC Enrolment	38330	30591	68921	7321	15360	22681	Primary	1137	134	1271
SC Girls Enrolment	19661	13518	33179	3744	7000	10744				
OBC Enrolment	88215	63159	151374	10698	27433	38131				
OBC Girls Enrolment	46934	27986	74920	5384	12408	17792				
ST Enrolment	1215	1176	2391	280	416	696				
ST Girls Enrolment	635	451	1086	136	153	289				

School Category	Teacher (Govt.)			Shiksha Mitras (Govt.)			SC Teacher (Govt.)			ST Teacher (Govt.)		
	Male	Female	Total	Male	Female	Total	Male	Female	Total	Male	Female	Total
Primary	1148	309	1457	830	776	1606	186	11	197	13	3	16
Upper Primary	616	220	836				96	15	111	6	1	7



Sarva Shiksha Abhiyan

District Elementary Education Report Card 2006-07

District : KANNAUJ

Reference Date : 30th Sept '06

EMIS Blocks	8	EMIS CRC's	89	Villages	741
-------------	---	------------	----	----------	-----

Enrolment in lacs

School Category	Total Schools		Enrolment (Govt.)			Enrolment (Private)			Total Enrolment		
	Govt.	Private	Boys	Girls	Total	Boys	Girls	Total	Boys	Girls	Total
Primary	909	175	0.85	0.87	1.72	0.19	0.17	0.36	1.04	1.04	2.08
Upper Primary	248	79	0.14	0.15	0.29	0.10	0.08	0.18	0.24	0.23	0.47
Total	1157	254	0.99	1.02	2.01	0.29	0.25	0.54	1.28	1.27	2.55

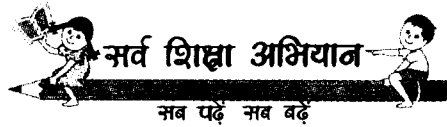
School Category	Teacher (Govt.)			Shiksha Mitras (Govt.)			Total		
	Male	Female	Total	Male	Female	Total	Male	Female	Total
Primary	1286	734	2020	570	867	1437	1856	1601	3457
Upper Primary	721	160	881				721	160	881
Total	2007	894	2901	570	867	1437	2577	1761	4338

Gaps in Govt. Schools	School Category		Enrolment						
	Primary	Upper Primary	Grade	Govt.			Private		
				Boys	Girls	Total	Boys	Girls	Total
% of Single Teacher Schools	0.00	0.00	I	0.20	0.20	0.40	0.04	0.04	0.08
% of Toilet Less Schools	0.00	0.00	II	0.19	0.19	0.38	0.04	0.03	0.07
% of Water Less Schools	2.86	16.53	III	0.18	0.18	0.36	0.04	0.04	0.08
% of Building Less Schools	0.00	0.00	IV	0.15	0.16	0.31	0.04	0.03	0.07
% of Classrooms Req. Major Repair	4.73	9.27	V	0.13	0.15	0.28	0.04	0.03	0.07
Pupil Teacher Ratio	49.74	33.90	VI	0.06	0.06	0.12	0.03	0.03	0.06
% of Female Teachers	46.31	18.16	VII	0.05	0.05	0.10	0.03	0.03	0.06
Student Classroom Ratio	62.77	31.46	VIII	0.04	0.04	0.08	0.03	0.02	0.05
			P.S.	0.85	0.88	1.73	0.20	0.17	0.37
			U.P.S.	0.15	0.15	0.30	0.09	0.08	0.17
			Total	1.00	1.03	2.03	0.29	0.25	0.54

Particulars	Gross Enrolment Ratio			Net Enrolment Ratio		
	Boys	Girls	Total	Boys	Girls	Total
Primary School	89.49	100.21	94.85	83.01	92.84	87.92

Enrolment SC /ST / OBC	Primary			Upper Primary			Enrolment of Children with Disability	Govt.	Private	Total
	Govt.	Private	Total	Govt.	Private	Total				
SC Enrolment	39587	6416	46003	7913	3080	10993	Primary	609	22	631
SC Girls Enrolment	19570	2894	22464	3915	1330	5245				
OBC Enrolment	106461	20277	126738	17209	10348	27557				
OBC Girls Enrolment	58303	9556	67859	9027	4553	13580				
ST Enrolment	875	128	1003	46	0	46				
ST Girls Enrolment	460	51	511	14	0	14				

School Category	Teacher (Govt.)			Shiksha Mitras (Govt.)			SC Teacher (Govt.)			ST Teacher (Govt.)		
	Male	Female	Total	Male	Female	Total	Male	Female	Total	Male	Female	Total
Primary	1286	734	2020	570	867	1437	190	102	292	10	5	15
Upper Primary	721	160	881				128	30	158	3	1	4



Sarva Shiksha Abhiyan

District Elementary Education Report Card

2006-07

District : KANPUR DEHAT

Reference Date :

30th Sept '06

EMIS Blocks	12	EMIS CRC's	112	Villages	1277
-------------	----	------------	-----	----------	------

Enrolment in lacs

School Category	Total Schools		Enrolment (Govt.)			Enrolment (Private)			Total Enrolment		
	Govt.	Private	Boys	Girls	Total	Boys	Girls	Total	Boys	Girls	Total
Primary	1550	238	1.03	0.97	2.00	0.23	0.16	0.39	1.26	1.13	2.39
Upper Primary	363	124	0.22	0.23	0.45	0.16	0.12	0.28	0.38	0.35	0.73
Total	1913	362	1.25	1.20	2.45	0.39	0.28	0.67	1.64	1.48	3.12

School Category	Teacher (Govt.)			Shiksha Mitras (Govt.)			Total		
	Male	Female	Total	Male	Female	Total	Male	Female	Total
Primary	1715	677	2392	945	1326	2271	2660	2003	4663
Upper Primary	899	260	1159				899	260	1159
Total	2614	937	3551	945	1326	2271	3559	2263	5822

Gaps in Govt. Schools	School Category		Enrolment							
	Primary	Upper Primary	Grade	Govt.			Private			
				Boys	Girls	Total	Boys	Girls	Total	
% of Single Teacher Schools	3.48	15.43	I	0.21	0.19	0.40	0.05	0.04	0.09	
% of Toilet Less Schools	9.23	8.82	II	0.22	0.21	0.43	0.04	0.03	0.07	
% of Water Less Schools	2.84	12.95	III	0.22	0.21	0.43	0.04	0.03	0.07	
% of Building Less Schools	0.32	0.28	IV	0.19	0.18	0.37	0.04	0.03	0.07	
% of Classrooms Req. Major Repair	6.97	1.65	V	0.18	0.18	0.36	0.04	0.03	0.07	
Pupil Teacher Ratio	42.84	39.74	VI	0.08	0.09	0.17	0.06	0.04	0.10	
% of Female Teachers	42.96	22.43	VII	0.07	0.08	0.15	0.05	0.04	0.09	
Student Classroom Ratio	45.94	31.62	VIII	0.06	0.07	0.13	0.05	0.04	0.09	
Incentives : Govt. Schools	Primary			P.S.	1.02	0.97	1.99	0.21	0.16	0.37
	Boys	Girls	Total	U.P.S.	0.21	0.24	0.45	0.16	0.12	0.28
Text Books	83116	83055	166171	Total	1.23	1.21	2.44	0.37	0.28	0.65
Uniforms	237	10208	10445	Enrolment of Children with Disability			Govt.	Private	Total	
Particulars	Gross Enrolment Ratio			Net Enrolment Ratio			Primary	863	28	891
Primary School	Boys	Girls	Total	Boys	Girls	Total	Upper Primary	238	18	256
	102.00	103.61	102.80	96.53	98.05	97.29				

Enrolment SC /ST / OBC	Primary			Upper Primary		
	Govt.	Private	Total	Govt.	Private	Total
SC Enrolment	62489	8833	71322	16154	6440	22594
SC Girls Enrolment	29993	3629	33622	7967	2718	10685
OBC Enrolment	105347	17488	122835	20774	13603	34377
OBC Girls Enrolment	55842	7289	63131	10835	5911	16746
ST Enrolment	505	158	663	293	176	469
ST Girls Enrolment	212	70	282	150	99	249

School Category	Teacher (Govt.)			Shiksha Mitras (Govt.)			SC Teacher (Govt.)			ST Teacher (Govt.)		
	Male	Female	Total	Male	Female	Total	Male	Female	Total	Male	Female	Total
Primary	1715	677	2392	945	1326	2271	230	98	328	8	2	10
Upper Primary	899	260	1159				201	46	247	6	4	10



Sarva Shiksha Abhiyan

District Elementary Education Report Card

2006-07

District : KANPUR NAGAR

Reference Date :

30th Sept '06

EMIS Blocks	21	EMIS CRC's	155	Villages	917
-------------	----	------------	-----	----------	-----

Enrolment in lacs

School Category	Total Schools		Enrolment (Govt.)			Enrolment (Private)			Total Enrolment		
	Govt.	Private	Boys	Girls	Total	Boys	Girls	Total	Boys	Girls	Total
Primary	1542	1131	0.98	1.01	1.99	1.21	1.13	2.34	2.19	2.14	4.33
Upper Primary	498	533	0.23	0.27	0.50	0.51	0.50	1.01	0.74	0.77	1.51
Total	2040	1664	1.21	1.28	2.49	1.72	1.63	3.35	2.93	2.91	5.84

School Category	Teacher (Govt.)			Shiksha Mitras (Govt.)			Total		
	Male	Female	Total	Male	Female	Total	Male	Female	Total
Primary	1405	1860	3265	679	1313	1992	2084	3173	5257
Upper Primary	1013	862	1875				1013	862	1875
Total	2418	2722	5140	679	1313	1992	3097	4035	7132

Gaps In Govt. Schools	School Category	
	Primary	Upper Primary
% of Single Teacher Schools	12.97	15.66
% of Toilet Less Schools	7.00	1.81
% of Water Less Schools	1.23	4.82
% of Building Less Schools	0.19	0.00
% of Classrooms Req. Major Repair	17.44	6.63
Pupil Teacher Ratio	37.77	26.61
% of Female Teachers	60.36	45.97
Student Classroom Ratio	38.88	24.21

Grade	Enrolment					
	Govt.			Private		
	Boys	Girls	Total	Boys	Girls	Total
I	0.22	0.21	0.43	0.24	0.23	0.47
II	0.22	0.21	0.43	0.24	0.21	0.45
III	0.20	0.20	0.40	0.23	0.22	0.45
IV	0.18	0.19	0.37	0.24	0.23	0.47
V	0.17	0.19	0.36	0.26	0.23	0.49
VI	0.09	0.10	0.19	0.17	0.16	0.33
VII	0.08	0.09	0.17	0.17	0.16	0.33
VIII	0.07	0.08	0.15	0.18	0.17	0.35
P.S.	0.99	1.00	1.99	1.21	1.12	2.33
U.P.S.	0.24	0.27	0.51	0.52	0.49	1.01
Total	1.23	1.27	2.50	1.73	1.61	3.34


Incentives : Govt. Schools	Primary		
	Boys	Girls	Total
Text Books	79911	84975	164886
Uniforms	18	1307	1325

Enrolment of Children with Disability	Govt.	Private	Total
	Primary	1198	1337
Upper Primary	276	857	1133

Particulars	Gross Enrolment Ratio			Net Enrolment Ratio		
	Boys	Girls	Total	Boys	Girls	Total
Primary School	69.79	79.78	74.78	67.86	77.58	72.72

Enrolment SC /ST / OBC	Primary			Upper Primary		
	Govt.	Private	Total	Govt.	Private	Total
SC Enrolment	64646	48870	113516	19152	22598	41750
SC Girls Enrolment	32249	23517	55766	9805	11386	21191
OBC Enrolment	88171	108429	196600	19792	43960	63752
OBC Girls Enrolment	49420	52665	102085	10868	21962	32830
ST Enrolment	668	450	1118	125	71	196
ST Girls Enrolment	337	198	535	81	38	119

School Category	Teacher (Govt.)			Shiksha Mitras (Govt.)			SC Teacher (Govt.)			ST Teacher (Govt.)		
	Male	Female	Total	Male	Female	Total	Male	Female	Total	Male	Female	Total
Primary	1405	1860	3265	679	1313	1992	165	177	342	5	10	15
Upper Primary	1013	862	1875				177	104	281	14	4	18



Sarva Shiksha Abhiyan

District Elementary Education Report Card

2006-07

District : KAUSHAMBI

Reference Date :

30th Sept ' 06

EMIS Blocks	8	EMIS CRC's	104	Villages	767
-------------	---	------------	-----	----------	-----

Enrolment in lacs

School Category	Total Schools		Enrolment (Govt.)			Enrolment (Private)			Total Enrolment		
	Govt.	Private	Boys	Girls	Total	Boys	Girls	Total	Boys	Girls	Total
Primary	817	96	0.98	0.96	1.94	0.10	0.08	0.18	1.08	1.04	2.12
Upper Primary	296	87	0.15	0.15	0.30	0.08	0.07	0.15	0.23	0.22	0.45
Total	1113	183	1.13	1.11	2.24	0.18	0.15	0.33	1.31	1.26	2.57

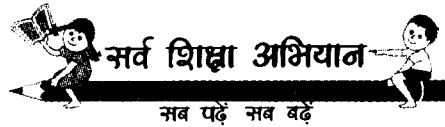
School Category	Teacher (Govt.)			Shiksha Mitras (Govt.)			Total		
	Male	Female	Total	Male	Female	Total	Male	Female	Total
Primary	1211	359	1570	581	544	1125	1792	903	2695
Upper Primary	792	152	944				792	152	944
Total	2003	511	2514	581	544	1125	2584	1055	3639

Gaps in Govt. Schools	School Category		Enrolment							
	Primary	Upper Primary	Grade	Govt.			Private			
				Boys	Girls	Total	Boys	Girls	Total	
% of Single Teacher Schools	0.00	0.00	I	0.25	0.25	0.50	0.03	0.02	0.05	
% of Toilet Less Schools	0.00	0.00	II	0.22	0.21	0.43	0.02	0.02	0.04	
% of Water Less Schools	0.00	0.00	III	0.21	0.20	0.41	0.02	0.02	0.04	
% of Building Less Schools	0.00	0.00	IV	0.17	0.16	0.33	0.02	0.02	0.04	
% of Classrooms Req. Major Repair	18.12	9.80	V	0.14	0.13	0.27	0.02	0.02	0.04	
Pupil Teacher Ratio	72.05	32.60	VI	0.06	0.06	0.12	0.03	0.02	0.05	
% of Female Teachers	33.51	16.10	VII	0.05	0.05	0.10	0.03	0.02	0.05	
Student Classroom Ratio	59.42	28.78	VIII	0.04	0.04	0.08	0.03	0.02	0.05	
Incentives : Govt. Schools	Primary		P.S.	0.99	0.95	1.94	0.11	0.10	0.21	
	Boys	Girls	Total	U.P.S.	0.15	0.15	0.30	0.09	0.06	0.15
Text Books	81517	79320	160837	Total	1.14	1.10	2.24	0.20	0.16	0.36
Uniforms	843	67029	67872	Enrolment of Children with Disability			Govt.	Private	Total	

Particulars	Gross Enrolment Ratio			Net Enrolment Ratio		
	Boys	Girls	Total	Boys	Girls	Total
Primary School	91.24	105.90	98.57	89.87	104.26	97.07

Enrolment SC /ST / OBC	Primary			Upper Primary		
	Govt.	Private	Total	Govt.	Private	Total
SC Enrolment	83647	5642	89289	11834	4279	16113
SC Girls Enrolment	40796	2304	43100	5460	1791	7251
OBC Enrolment	80403	7977	88380	11776	5705	17481
OBC Girls Enrolment	42721	3664	46385	5916	2641	8557
ST Enrolment	9	0	9	4	3	7
ST Girls Enrolment	0	0	0	4	3	7

School Category	Teacher (Govt.)			Shiksha Mitras (Govt.)			SC Teacher (Govt.)			ST Teacher (Govt.)		
	Male	Female	Total	Male	Female	Total	Male	Female	Total	Male	Female	Total
Primary	1211	359	1570	581	544	1125	161	37	198	7	0	7
Upper Primary	792	152	944				144	27	171	6	1	7



Sarva Shiksha Abhiyan

District Elementary Education Report Card

2006-07

District : KHERI

Reference Date :

30th Sept '06

EMIS Blocks	19	EMIS CRC's	162	Villages	2011
-------------	----	------------	-----	----------	------

Enrolment in lacs

School Category	Total Schools		Enrolment (Govt.)			Enrolment (Private)			Total Enrolment		
	Govt.	Private	Boys	Girls	Total	Boys	Girls	Total	Boys	Girls	Total
Primary	2138	342	2.34	2.27	4.61	0.38	0.31	0.69	2.72	2.58	5.30
Upper Primary	513	157	0.45	0.39	0.84	0.24	0.17	0.41	0.69	0.56	1.25
Total	2651	499	2.79	2.66	5.45	0.62	0.48	1.10	3.41	3.14	6.55

School Category	Teacher (Govt.)			Shiksha Mitras (Govt.)			Total		
	Male	Female	Total	Male	Female	Total	Male	Female	Total
Primary	2303	893	3196	1675	1592	3267	3978	2485	6463
Upper Primary	984	320	1304				984	320	1304
Total	3287	1213	4500	1675	1592	3267	4962	2805	7767

Gaps in Govt. Schools	School Category		Enrolment						
	Primary	Upper Primary	Grade	Govt.			Private		
				Boys	Girls	Total	Boys	Girls	Total
% of Single Teacher Schools	2.39	19.49	I	0.51	0.51	1.02	0.08	0.07	0.15
% of Toilet Less Schools	0.14	0.00	II	0.47	0.46	0.93	0.08	0.06	0.14
% of Water Less Schools	0.00	0.00	III	0.49	0.48	0.97	0.07	0.06	0.13
% of Building Less Schools	0.00	0.00	IV	0.46	0.44	0.90	0.07	0.06	0.13
% of Classrooms Req. Major Repair	19.78	21.25	V	0.41	0.39	0.80	0.08	0.06	0.14
Pupil Teacher Ratio	71.32	65.49	VI	0.18	0.16	0.34	0.08	0.06	0.14
% of Female Teachers	38.45	24.54	VII	0.15	0.12	0.27	0.08	0.06	0.14
Student Classroom Ratio	71.25	40.43	VIII	0.12	0.11	0.23	0.08	0.06	0.14

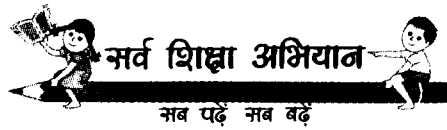
Incentives : Govt. Schools	Primary		
	Boys	Girls	Total
Text Books	193963	186146	380109
Uniforms	1823	141182	143005

Particulars	Gross Enrolment Ratio			Net Enrolment Ratio		
	Boys	Girls	Total	Boys	Girls	Total
Primary School	92.46	104.06	98.26	91.12	102.48	96.80

Enrolment of Children with Disability	Govt.	Private	Total
	Primary	3881	730
Upper Primary	1254	260	1514

Enrolment SC /ST / OBC	Primary			Upper Primary		
	Govt.	Private	Total	Govt.	Private	Total
SC Enrolment	158268	15795	174063	33829	9601	43430
SC Girls Enrolment	77468	7078	84546	15186	4080	19266
OBC Enrolment	220604	29314	249918	34217	16968	51185
OBC Girls Enrolment	115208	12977	128185	15776	6945	22721
ST Enrolment	6198	539	6737	766	461	1227
ST Girls Enrolment	3253	167	3420	443	146	589

School Category	Teacher (Govt.)			Shiksha Mitras (Govt.)			SC Teacher (Govt.)			ST Teacher (Govt.)		
	Male	Female	Total	Male	Female	Total	Male	Female	Total	Male	Female	Total
Primary	2303	893	3196	1675	1592	3267	317	66	383	16	4	20
Upper Primary	984	320	1304				180	41	221	15	1	16



Sarva Shiksha Abhiyan

District Elementary Education Report Card

2006-07

District : KUSHINAGAR

Reference Date :

30th Sept '06

EMIS Blocks	15	EMIS CRC's	145	Villages	1422
-------------	----	------------	-----	----------	------

Enrolment in lacs


School Category	Total Schools		Enrolment (Govt.)			Enrolment (Private)			Total Enrolment		
	Govt.	Private	Boys	Girls	Total	Boys	Girls	Total	Boys	Girls	Total
Primary	1619	497	1.84	2.06	3.90	0.82	0.58	1.40	2.66	2.64	5.30
Upper Primary	427	168	0.20	0.22	0.42	0.35	0.26	0.61	0.55	0.48	1.03
Total	2046	665	2.04	2.28	4.32	1.17	0.84	2.01	3.21	3.12	6.33

School Category	Teacher (Govt.)			Shiksha Mitras (Govt.)			Total		
	Male	Female	Total	Male	Female	Total	Male	Female	Total
Primary	1559	351	1910	1233	1518	2751	2792	1869	4661
Upper Primary	589	97	686				589	97	686
Total	2148	448	2596	1233	1518	2751	3381	1966	5347

Gaps in Govt. Schools	School Category		Enrolment							
	Primary	Upper Primary	Grade	Govt.			Private			
				Boys	Girls	Total	Boys	Girls	Total	
% of Single Teacher Schools	3.40	59.72	I	0.56	0.60	1.16	0.23	0.16	0.39	
% of Toilet Less Schools	44.66	11.48	II	0.43	0.47	0.90	0.18	0.13	0.31	
% of Water Less Schools	2.04	19.44	III	0.36	0.41	0.77	0.15	0.11	0.26	
% of Building Less Schools	0.00	0.00	IV	0.27	0.31	0.58	0.14	0.10	0.24	
% of Classrooms Req. Major Repair	5.31	5.62	V	0.23	0.26	0.49	0.12	0.09	0.21	
Pupil Teacher Ratio	83.62	60.58	VI	0.09	0.10	0.19	0.12	0.09	0.21	
% of Female Teachers	40.10	14.14	VII	0.06	0.07	0.13	0.12	0.09	0.21	
Student Classroom Ratio	66.07	24.25	VIII	0.05	0.05	0.10	0.11	0.08	0.19	
Incentives : Govt. Schools	Primary		P.S.	1.85	2.05	3.90	0.82	0.59	1.41	
	Boys	Girls	Total	U.P.S.	0.20	0.22	0.42	0.35	0.26	0.61
Text Books	140535	171540	312075	Total	2.05	2.27	4.32	1.17	0.85	2.02
Uniforms	3167	149709	152876	Enrolment of Children with Disability			Govt.	Private	Total	
Particulars	Gross Enrolment Ratio			Net Enrolment Ratio			Primary	1788	44	1832
Primary School	Boys	Girls	Total	Boys	Girls	Total	Upper Primary	208	48	256
	102.10	106.80	104.45	92.97	96.71	94.84				

Enrolment SC /ST / OBC	Primary			Upper Primary		
	Govt.	Private	Total	Govt.	Private	Total
SC Enrolment	106270	29003	135273	12072	11610	23682
SC Girls Enrolment	54423	11949	66372	6215	4718	10933
OBC Enrolment	258380	83809	342189	26072	36638	62710
OBC Girls Enrolment	143410	34504	177914	13647	15561	29208
ST Enrolment	1277	185	1462	85	20	105
ST Girls Enrolment	658	90	748	52	7	59

School Category	Teacher (Govt.)			Shiksha Mitras (Govt.)			SC Teacher (Govt.)			ST Teacher (Govt.)		
	Male	Female	Total	Male	Female	Total	Male	Female	Total	Male	Female	Total
Primary	1559	351	1910	1233	1518	2751	210	39	249	4	1	5
Upper Primary	589	97	686				119	19	138	2	1	3



Sarva Shiksha Abhiyan

District Elementary Education Report Card

2006-07

District : LALITPUR

Reference Date :

30th Sept '06

EMIS Blocks	7	EMIS CRC's	49	Villages	704
-------------	---	------------	----	----------	-----

Enrolment in lac

School Category	Total Schools		Enrolment (Govt.)			Enrolment (Private)			Total Enrolment		
	Govt.	Private	Boys	Girls	Total	Boys	Girls	Total	Boys	Girls	Total
Primary	876	232	0.79	0.79	1.58	0.22	0.14	0.36	1.01	0.93	1.94
Upper Primary	339	65	0.24	0.18	0.42	0.10	0.05	0.15	0.34	0.23	0.57
Total	1215	297	1.03	0.97	2.00	0.32	0.19	0.51	1.35	1.16	2.51

School Category	Teacher (Govt.)			Shiksha Mitras (Govt.)			Total		
	Male	Female	Total	Male	Female	Total	Male	Female	Total
Primary	851	432	1283	840	636	1476	1691	1068	2759
Upper Primary	534	287	821				534	287	821
Total	1385	719	2104	840	636	1476	2225	1355	3580

Gaps in Govt. Schools	School Category		Enrolment							
	Primary	Upper Primary	Grade	Govt.			Private			
				Boys	Girls	Total	Boys	Girls	Total	
% of Single Teacher Schools	2.63	38.35	I	0.17	0.17	0.34	0.05	0.03	0.08	
% of Toilet Less Schools	2.74	9.73	II	0.18	0.19	0.37	0.05	0.03	0.08	
% of Water Less Schools	3.08	5.90	III	0.17	0.17	0.34	0.04	0.03	0.07	
% of Building Less Schools	1.03	1.47	IV	0.15	0.14	0.29	0.04	0.03	0.07	
% of Classrooms Req. Major Repair	7.31	3.24	V	0.13	0.13	0.26	0.04	0.03	0.07	
Pupil Teacher Ratio	57.17	52.12	VI	0.10	0.08	0.18	0.03	0.02	0.05	
% of Female Teachers	38.71	34.96	VII	0.08	0.06	0.14	0.03	0.02	0.05	
Student Classroom Ratio	56.13	34.54	VIII	0.06	0.04	0.10	0.03	0.02	0.05	
Incentives : Govt. Schools	Primary			P.S.	0.80	0.80	1.60	0.22	0.15	0.37
	Boys	Girls	Total	U.P.S.	0.24	0.18	0.42	0.09	0.06	0.15
Text Books	69796	69453	139249	Total	1.04	0.98	2.02	0.31	0.21	0.52
Uniforms	897	65719	66616	Enrolment of Children with Disability			Govt.	Private	Total	
Particulars	Gross Enrolment Ratio			Net Enrolment Ratio			Primary	641	50	691
Primary School	Boys	Girls	Total	Boys	Girls	Total	Upper Primary	228	19	247
	111.46	114.71	113.08	97.90	100.64	99.27				

Enrolment SC /ST / OBC	Primary			Upper Primary		
	Govt.	Private	Total	Govt.	Private	Total
SC Enrolment	34208	7005	41213	10193	2364	12557
SC Girls Enrolment	16762	2595	19357	4198	748	4946
OBC Enrolment	94799	20618	115417	24489	8014	32503
OBC Girls Enrolment	52127	7935	60062	10069	2553	12622
ST Enrolment	10065	352	10417	748	376	1124
ST Girls Enrolment	4729	69	4798	221	46	267

School Category	Teacher (Govt.)			Shiksha Mitras (Govt.)			SC Teacher (Govt.)			ST Teacher (Govt.)		
	Male	Female	Total	Male	Female	Total	Male	Female	Total	Male	Female	Total
Primary	851	432	1283	840	636	1476	153	35	188	5	3	8
Upper Primary	534	287	821				92	50	142	4	1	5



Sarva Shiksha Abhiyan

District Elementary Education Report Card

2006-07

District : LUCKNOW

Reference Date :

30th Sept '06

Enrolment in lacs

EMIS Blocks	9	EMIS CRC's	149	Villages	1030
-------------	---	------------	-----	----------	------

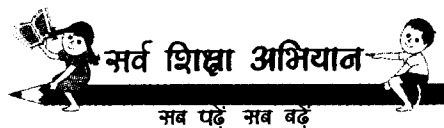
School Category	Total Schools		Enrolment (Govt.)			Enrolment (Private)			Total Enrolment		
	Govt.	Private	Boys	Girls	Total	Boys	Girls	Total	Boys	Girls	Total
Primary	1285	844	0.98	1.03	2.01	1.08	1.05	2.13	2.06	2.08	4.14
Upper Primary	345	68	0.20	0.22	0.42	0.29	0.28	0.57	0.49	0.50	0.99
Total	1630	912	1.18	1.25	2.43	1.37	1.33	2.70	2.55	2.58	5.13

School Category	Teacher (Govt.)			Shiksha Mitras (Govt.)			Total		
	Male	Female	Total	Male	Female	Total	Male	Female	Total
Primary	977	1817	2794	774	1186	1960	1751	3003	4754
Upper Primary	518	466	984				518	466	984
Total	1495	2283	3778	774	1186	1960	2269	3469	5738

Gaps in Govt. Schools	School Category		Enrolment								
	Primary	Upper Primary	Grade	Govt.			Private				
				Boys	Girls	Total	Boys	Girls	Total		
% of Single Teacher Schools	1.48	8.41	I	0.25	0.25	0.50	0.27	0.26	0.53		
% of Toilet Less Schools	24.51	22.32	II	0.20	0.21	0.41	0.24	0.23	0.47		
% of Water Less Schools	4.28	12.75	III	0.20	0.21	0.41	0.21	0.21	0.42		
% of Building Less Schools	0.00	0.00	IV	0.19	0.20	0.39	0.19	0.19	0.38		
% of Classrooms Req. Major Repair	16.73	22.61	V	0.15	0.17	0.32	0.18	0.17	0.35		
Pupil Teacher Ratio	42.29	42.27	VI	0.09	0.09	0.18	0.10	0.10	0.20		
% of Female Teachers	63.17	47.36	VII	0.06	0.07	0.13	0.10	0.10	0.20		
Student Classroom Ratio	49.62	32.52	VIII	0.05	0.06	0.11	0.09	0.09	0.18		
Incentives : Govt. Schools	Primary		P.S.	0.99	1.04	2.03	1.09	1.06	2.15		
	Boys	Girls	Total	U.P.S.	0.20	0.22	0.42	0.29	0.29	0.58	
Text Books	105509	92904	198413	Total	1.19	1.26	2.45	1.38	1.35	2.73	
Uniforms	1318	80683	82001	Enrolment of Children with Disability			Govt.	Private	Total		
Particulars	Gross Enrolment Ratio			Net Enrolment Ratio			Primary		1399	36	1435
	Boys	Girls	Total	Boys	Girls	Total	Upper Primary		236	12	248
Primary School	94.82	101.37	98.10	84.48	89.85	87.17					

Enrolment SC /ST / OBC	Primary			Upper Primary		
	Govt.	Private	Total	Govt.	Private	Total
SC Enrolment	87728	50135	137863	20175	14666	34841
SC Girls Enrolment	43907	24095	68002	10042	6932	16974
OBC Enrolment	75303	59323	134626	13863	20372	34235
OBC Girls Enrolment	42503	29216	71719	7506	9904	17410
ST Enrolment	818	39	857	196	303	499
ST Girls Enrolment	428	0	428	126	125	251

School Category	Teacher (Govt.)			Shiksha Mitras (Govt.)			SC Teacher (Govt.)			ST Teacher (Govt.)		
	Male	Female	Total	Male	Female	Total	Male	Female	Total	Male	Female	Total
Primary	977	1817	2794	774	1186	1960	137	178	315	6	10	16
Upper Primary	518	466	984				85	99	184	5	2	7



Sarva Shiksha Abhiyan

District Elementary Education Report Card

2006-07

District : MAHARAJGANJ

Reference Date :

30th Sept ' 06

EMIS Blocks	17	EMIS CRC's	108	Villages	1039
-------------	----	------------	-----	----------	------

Enrolment in lacs


School Category	Total Schools		Enrolment (Govt.)			Enrolment (Private)			Total Enrolment		
	Govt.	Private	Boys	Girls	Total	Boys	Girls	Total	Boys	Girls	Total
Primary	1159	334	1.37	1.51	2.88	0.51	0.40	0.91	1.88	1.91	3.79
Upper Primary	283	99	0.18	0.18	0.36	0.21	0.15	0.36	0.39	0.33	0.72
Total	1442	433	1.55	1.69	3.24	0.72	0.55	1.27	2.27	2.24	4.51

School Category	Teacher (Govt.)			Shiksha Mitras (Govt.)			Total		
	Male	Female	Total	Male	Female	Total	Male	Female	Total
Primary	919	184	1103	1040	1172	2212	1959	1356	3315
Upper Primary	425	103	528				425	103	528
Total	1344	287	1631	1040	1172	2212	2384	1459	3843

Gaps in Govt. Schools	School Category		Enrolment							
	Primary	Upper Primary	Grade	Govt.			Private			
				Boys	Girls	Total	Boys	Girls	Total	
% of Single Teacher Schools	0.35	51.94	I	0.32	0.35	0.67	0.13	0.10	0.23	
% of Toilet Less Schools	0.00	1.06	II	0.32	0.34	0.66	0.10	0.08	0.18	
% of Water Less Schools	0.00	0.00	III	0.28	0.32	0.60	0.10	0.07	0.17	
% of Building Less Schools	0.09	0.00	IV	0.24	0.26	0.50	0.09	0.07	0.16	
% of Classrooms Req. Major Repair	20.19	12.01	V	0.21	0.24	0.45	0.10	0.07	0.17	
Pupil Teacher Ratio	86.80	70.26	VI	0.08	0.08	0.16	0.07	0.05	0.12	
% of Female Teachers	40.90	19.51	VII	0.06	0.06	0.12	0.07	0.05	0.12	
Student Classroom Ratio	68.07	33.52	VIII	0.04	0.04	0.08	0.07	0.05	0.12	
Incentives : Govt. Schools	Primary			P.S.	1.37	1.51	2.88	0.52	0.39	0.91
	Boys	Girls	Total	U.P.S.	0.18	0.18	0.36	0.21	0.15	0.36
Text Books	113564	126611	240175	Total	1.55	1.69	3.24	0.73	0.54	1.27
Uniforms	848	82761	83609	Enrolment of Children with Disability			Govt.	Private	Total	
Particulars	Gross Enrolment Ratio			Net Enrolment Ratio						
Primary School	Boys	Girls	Total	Boys	Girls	Total	Primary			
	93.56	105.50	99.53	91.26	102.99	97.12	3183			
							Upper Primary			
							524			
							374			
							898			

Enrolment SC /ST / OBC	Primary			Upper Primary		
	Govt.	Private	Total	Govt.	Private	Total
SC Enrolment	74800	18681	93481	10987	7363	18350
SC Girls Enrolment	38440	8013	46453	5710	3225	8935
OBC Enrolment	177519	47378	224897	20784	21253	42037
OBC Girls Enrolment	99044	19777	118821	10204	8589	18793
ST Enrolment	582	536	1118	327	96	423
ST Girls Enrolment	321	229	550	182	33	215

School Category	Teacher (Govt.)			Shiksha Mitras (Govt.)			SC Teacher (Govt.)			ST Teacher (Govt.)		
	Male	Female	Total	Male	Female	Total	Male	Female	Total	Male	Female	Total
Primary	919	184	1103	1040	1172	2212	146	40	186	10	1	11
Upper Primary	425	103	528				99	18	117	6	1	7



Sarva Shiksha Abhiyan

District Elementary Education Report Card

2006-07

District : MAHOBA

Reference Date : 30th Sept '06

Enrolment in lacs

EMIS Blocks	5	EMIS CRC's	41	Villages	448
-------------	---	------------	----	----------	-----


School Category	Total Schools		Enrolment (Govt.)			Enrolment (Private)			Total Enrolment		
	Govt.	Private	Boys	Girls	Total	Boys	Girls	Total	Boys	Girls	Total
Primary	628	217	0.51	0.51	1.02	0.19	0.13	0.32	0.70	0.64	1.34
Upper Primary	265	48	0.12	0.12	0.24	0.10	0.06	0.16	0.22	0.18	0.40
Total	893	265	0.63	0.63	1.26	0.29	0.19	0.48	0.92	0.82	1.74

School Category	Teacher (Govt.)			Shiksha Mitras (Govt.)			Total		
	Male	Female	Total	Male	Female	Total	Male	Female	Total
Primary	810	302	1112	391	354	745	1201	656	1857
Upper Primary	414	101	515				414	101	515
Total	1224	403	1627	391	354	745	1615	757	2372

Gaps in Govt. Schools	School Category		Enrolment							
	Primary	Upper Primary	Grade	Govt.			Private			
				Boys	Girls	Total	Boys	Girls	Total	
% of Single Teacher Schools	7.01	42.64	I	0.11	0.12	0.23	0.04	0.03	0.07	
% of Toilet Less Schools	16.56	13.58	II	0.13	0.13	0.26	0.04	0.03	0.07	
% of Water Less Schools	4.30	10.94	III	0.10	0.10	0.20	0.04	0.02	0.06	
% of Building Less Schools	0.00	0.00	IV	0.09	0.09	0.18	0.04	0.02	0.06	
% of Classrooms Req. Major Repair	10.51	8.68	V	0.08	0.07	0.15	0.04	0.02	0.06	
Pupil Teacher Ratio	54.88	47.39	VI	0.05	0.05	0.10	0.03	0.02	0.05	
% of Female Teachers	35.33	19.61	VII	0.04	0.04	0.08	0.03	0.02	0.05	
Student Classroom Ratio	56.27	26.56	VIII	0.03	0.03	0.06	0.03	0.02	0.05	
Incentives : Govt. Schools	Primary		P.S.	0.51	0.51	1.02	0.20	0.12	0.32	
	Boys	Girls	U.P.S.	0.12	0.12	0.24	0.09	0.06	0.15	
			Total	0.63	0.63	1.26	0.29	0.18	0.47	
Text Books	46392	45467	91859	Enrolment of Children with Disability			Govt.	Private	Total	
Uniforms	188	37625	37813	Primary	479	16	495			
Particulars	Gross Enrolment Ratio			Net Enrolment Ratio			Upper Primary	195	14	209
	Boys	Girls	Total	Boys	Girls	Total				
	95.61	100.90	98.26	94.46	99.99	97.22				

Enrolment SC / ST / OBC	Primary			Upper Primary		
	Govt.	Private	Total	Govt.	Private	Total
SC Enrolment	27906	1135	29041	6573	818	7391
SC Girls Enrolment	13546	391	13937	2984	224	3208
OBC Enrolment	59254	3135	62389	12108	2321	14429
OBC Girls Enrolment	32306	1112	33418	5868	723	6591
ST Enrolment	0	0	0	45	0	45
ST Girls Enrolment	0	0	0	26	0	26

School Category	Teacher (Govt.)			Shiksha Mitras (Govt.)			SC Teacher (Govt.)			ST Teacher (Govt.)		
	Male	Female	Total	Male	Female	Total	Male	Female	Total	Male	Female	Total
Primary	810	302	1112	391	354	745	130	35	165	3	0	3
Upper Primary	414	101	515				78	18	96	2	0	2



Sarva Shiksha Abhiyan

District Elementary Education Report Card

2006-07

District : MAINPURI

Reference Date :

30th Sept ' 06

EMIS Blocks	10	EMIS CRC's	82	Villages	1512
-------------	----	------------	----	----------	------

Enrolment in lacs


School Category	Total Schools		Enrolment (Govt.)			Enrolment (Private)			Total Enrolment		
	Govt.	Private	Boys	Girls	Total	Boys	Girls	Total	Boys	Girls	Total
Primary	1409	249	1.09	1.10	2.19	0.23	0.22	0.45	1.32	1.32	2.64
Upper Primary	441	90	0.26	0.28	0.54	0.09	0.09	0.18	0.35	0.37	0.72
Total	1850	339	1.35	1.38	2.73	0.32	0.31	0.63	1.67	1.69	3.36

School Category	Teacher (Govt.)			Shiksha Mitras (Govt.)			Total		
	Male	Female	Total	Male	Female	Total	Male	Female	Total
Primary	1878	959	2837	1019	934	1953	2897	1893	4790
Upper Primary	1033	307	1340				1033	307	1340
Total	2911	1266	4177	1019	934	1953	3930	2200	6130

Gaps in Govt. Schools	School Category		Enrolment								
	Primary	Upper Primary	Grade	Govt.			Private				
				Boys	Girls	Total	Boys	Girls	Total		
% of Single Teacher Schools	0.00	0.00	I	0.26	0.26	0.52	0.04	0.05	0.09		
% of Toilet Less Schools	31.94	19.95	II	0.26	0.26	0.52	0.05	0.05	0.10		
% of Water Less Schools	4.40	9.75	III	0.22	0.23	0.45	0.05	0.04	0.09		
% of Building Less Schools	0.00	0.23	IV	0.18	0.20	0.38	0.05	0.04	0.09		
% of Classrooms Req. Major Repair	22.21	30.39	V	0.16	0.17	0.33	0.04	0.04	0.08		
Pupil Teacher Ratio	44.80	39.90	VI	0.10	0.11	0.21	0.03	0.03	0.06		
% of Female Teachers	39.52	22.91	VII	0.09	0.09	0.18	0.03	0.03	0.06		
Student Classroom Ratio	51.46	29.96	VIII	0.07	0.07	0.14	0.03	0.03	0.06		
Incentives : Govt. Schools	Primary			P.S.	1.08	1.12	2.20	0.23	0.22	0.45	
	Boys	Girls	Total	U.P.S.	0.26	0.27	0.53	0.09	0.09	0.18	
Text Books	89348	93791	183139	Total	1.34	1.39	2.73	0.32	0.31	0.63	
Uniforms	1143	55594	56737	Enrolment of Children with Disability			Govt.	Private	Total		
Particulars	Gross Enrolment Ratio			Net Enrolment Ratio							
Primary School	Boys	Girls	Total	Boys	Girls	Total	Primary		1123	28	1151
	102.42	110.33	106.37	95.62	102.86	99.24	Upper Primary		346	19	365

Enrolment SC /ST / OBC	Primary			Upper Primary		
	Govt.	Private	Total	Govt.	Private	Total
SC Enrolment	50874	7193	58067	12140	2859	14999
SC Girls Enrolment	25015	3419	28434	6010	1346	7356
OBC Enrolment	140145	22500	162645	30696	8306	39002
OBC Girls Enrolment	77389	10855	88244	15956	3941	19897
ST Enrolment	559	7	566	106	5	111
ST Girls Enrolment	230	5	235	48	5	53

School Category	Teacher (Govt.)			Shiksha Mitras (Govt.)			SC Teacher (Govt.)			ST Teacher (Govt.)		
	Male	Female	Total	Male	Female	Total	Male	Female	Total	Male	Female	Total
Primary	1878	959	2837	1019	934	1953	272	98	370	19	13	32
Upper Primary	1033	307	1340				251	66	317	6	2	8



Sarva Shiksha Abhiyan

District Elementary Education Report Card 2006-07

District : MATHURA

Reference Date : 30th Sept ' 06

Enrolment in lacs

EMIS Blocks	13	EMIS CRC's	106	Villages	998
-------------	----	------------	-----	----------	-----

School Category	Total Schools		Enrolment (Govt.)			Enrolment (Private)			Total Enrolment		
	Govt.	Private	Boys	Girls	Total	Boys	Girls	Total	Boys	Girls	Total
Primary	1182	476	0.95	1.06	2.01	0.60	0.37	0.97	1.55	1.43	2.98
Upper Primary	377	91	0.18	0.17	0.35	0.21	0.11	0.32	0.39	0.28	0.67
Total	1559	567	1.13	1.23	2.36	0.81	0.48	1.29	1.94	1.71	3.65

School Category	Teacher (Govt.)			Shiksha Mitras (Govt.)			Total		
	Male	Female	Total	Male	Female	Total	Male	Female	Total
Primary	1940	1143	3083	917	936	1853	2857	2079	4936
Upper Primary	903	260	1163				903	260	1163
Total	2843	1403	4246	917	936	1853	3760	2339	6099

Gaps in Govt. Schools	School Category	
	Primary	Upper Primary
% of Single Teacher Schools	3.89	13.79
% of Toilet Less Schools	21.15	20.95
% of Water Less Schools	9.22	15.92
% of Building Less Schools	0.08	0.00
% of Classrooms Req. Major Repair	30.63	18.04
Pupil Teacher Ratio	40.60	30.72
% of Female Teachers	42.12	22.36
Student Classroom Ratio	49.77	25.40

Grade	Enrolment					
	Govt.			Private		
	Boys	Girls	Total	Boys	Girls	Total
I	0.24	0.26	0.50	0.17	0.10	0.27
II	0.23	0.24	0.47	0.13	0.09	0.22
III	0.19	0.22	0.41	0.11	0.07	0.18
IV	0.16	0.19	0.35	0.10	0.06	0.16
V	0.13	0.15	0.28	0.09	0.05	0.14
VI	0.07	0.08	0.15	0.07	0.04	0.11
VII	0.06	0.05	0.11	0.07	0.04	0.11
VIII	0.05	0.04	0.09	0.07	0.03	0.10
P.S.	0.95	1.06	2.01	0.60	0.37	0.97
U.P.S.	0.18	0.17	0.35	0.21	0.11	0.32
Total	1.13	1.23	2.36	0.81	0.48	1.29


Incentives : Govt. Schools	Primary		
	Boys	Girls	Total
Text Books	81764	93459	175223
Uniforms	797	68099	68896

Enrolment of Children with Disability	Govt.	Private	Total
	Primary	3535	77
Upper Primary	559	53	612

Particulars	Gross Enrolment Ratio			Net Enrolment Ratio		
	Boys	Girls	Total	Boys	Girls	Total
Primary School	93.17	104.01	98.59	80.36	91.28	85.82

Enrolment SC /ST / OBC	Primary			Upper Primary		
	Govt.	Private	Total	Govt.	Private	Total
SC Enrolment	58564	18280	76844	11036	6271	17307
SC Girls Enrolment	28816	6808	35624	4974	2068	7042
OBC Enrolment	96181	41331	137512	15862	14479	30341
OBC Girls Enrolment	55220	15793	71013	7890	4905	12795
ST Enrolment	103	0	103	40	0	40
ST Girls Enrolment	50	0	50	16	0	16

School Category	Teacher (Govt.)			Shiksha Mitras (Govt.)			SC Teacher (Govt.)			ST Teacher (Govt.)		
	Male	Female	Total	Male	Female	Total	Male	Female	Total	Male	Female	Total
Primary	1940	1143	3083	917	936	1853	289	172	461	8	5	13
Upper Primary	903	260	1163				223	38	261	7	2	9



Sarva Shiksha Abhiyan

District Elementary Education Report Card

2006-07

District : MAU

Reference Date : 30th Sept '06

EMIS Blocks	10	EMIS CRC's	95	Villages	690
-------------	----	------------	----	----------	-----

Enrolment in lacs

School Category	Total Schools		Enrolment (Govt.)			Enrolment (Private)			Total Enrolment		
	Govt.	Private	Boys	Girls	Total	Boys	Girls	Total	Boys	Girls	Total
Primary	982	292	1.09	1.18	2.27	0.56	0.54	1.10	1.65	1.72	3.37
Upper Primary	289	69	0.20	0.23	0.43	0.12	0.13	0.25	0.32	0.36	0.68
Total	1271	361	1.29	1.41	2.70	0.68	0.67	1.35	1.97	2.08	4.05

School Category	Teacher (Govt.)			Shiksha Mitras (Govt.)			Total		
	Male	Female	Total	Male	Female	Total	Male	Female	Total
Primary	1733	1025	2758	542	877	1419	2275	1902	4177
Upper Primary	732	324	1056				732	324	1056
Total	2465	1349	3814	542	877	1419	3007	2226	5233

Gaps In Govt. Schools	School Category		Enrolment							
	Primary	Upper Primary	Grade	Govt.			Private			
				Boys	Girls	Total	Boys	Girls	Total	
% of Single Teacher Schools	0.20	18.69	I	0.29	0.31	0.60	0.12	0.12	0.24	
% of Toilet Less Schools	16.80	19.38	II	0.25	0.26	0.51	0.11	0.11	0.22	
% of Water Less Schools	0.00	0.00	III	0.21	0.23	0.44	0.11	0.11	0.22	
% of Building Less Schools	0.10	0.00	IV	0.18	0.20	0.38	0.11	0.10	0.21	
% of Classrooms Req. Major Repair	21.79	25.61	V	0.16	0.18	0.34	0.10	0.10	0.20	
Pupil Teacher Ratio	53.39	40.56	VI	0.08	0.09	0.17	0.04	0.04	0.08	
% of Female Teachers	45.54	30.68	VII	0.07	0.07	0.14	0.04	0.04	0.08	
Student Classroom Ratio	59.66	33.10	VIII	0.06	0.06	0.12	0.04	0.04	0.08	
Incentives : Govt. Schools	Primary		P.S.	1.09	1.18	2.27	0.55	0.54	1.09	
	Boys	Girls	Total	U.P.S.	0.21	0.22	0.43	0.12	0.12	0.24
Text Books	90074	92556	182630	Total	1.30	1.40	2.70	0.67	0.66	1.33
Uniforms	1912	73516	75428							

Particulars	Gross Enrolment Ratio			Net Enrolment Ratio			Enrolment of Children with Disability		
	Boys	Girls	Total	Boys	Girls	Total	Govt.	Private	Total
Primary School	100.77	107.79	104.28	95.25	101.93	98.59	1038	26	1064
Upper Primary							153	35	188

Enrolment SC /ST / OBC	Primary			Upper Primary		
	Govt.	Private	Total	Govt.	Private	Total
SC Enrolment	70799	39928	110727	14982	7714	22696
SC Girls Enrolment	36180	19886	56066	7833	3949	11782
OBC Enrolment	119874	41194	161068	20104	9511	29615
OBC Girls Enrolment	67342	20003	87345	10667	4874	15541
ST Enrolment	2790	1268	4058	516	449	965
ST Girls Enrolment	1466	535	2001	293	220	513

School Category	Teacher (Govt.)			Shiksha Mitras (Govt.)			SC Teacher (Govt.)			ST Teacher (Govt.)		
	Male	Female	Total	Male	Female	Total	Male	Female	Total	Male	Female	Total
Primary	1733	1025	2758	542	877	1419	326	155	481	20	12	32
Upper Primary	732	324	1056				175	74	249	9	5	14



Sarva Shiksha Abhiyan

District Elementary Education Report Card 2006-07

District : MEERUT

Reference Date : 30th Sept ' 06

Enrolment in lacs

EMIS Blocks	14	EMIS CRC's	108	Villages	796
-------------	----	------------	-----	----------	-----

School Category	Total Schools		Enrolment (Govt.)			Enrolment (Private)			Total Enrolment		
	Govt.	Private	Boys	Girls	Total	Boys	Girls	Total	Boys	Girls	Total
Primary	1071	981	0.74	0.76	1.50	0.74	0.61	1.35	1.48	1.37	2.85
Upper Primary	393	225	0.14	0.16	0.30	0.28	0.22	0.50	0.42	0.38	0.80
Total	1464	1206	0.88	0.92	1.80	1.02	0.83	1.85	1.90	1.75	3.65

School Category	Teacher (Govt.)			Shiksha Mitras (Govt.)			Total		
	Male	Female	Total	Male	Female	Total	Male	Female	Total
Primary	1641	1553	3194	473	495	968	2114	2048	4162
Upper Primary	828	403	1231				828	403	1231
Total	2469	1956	4425	473	495	968	2942	2451	5393

Gaps in Govt. Schools	School Category		Enrolment						
	Primary	Upper Primary	Grade	Govt.			Private		
				Boys	Girls	Total	Boys	Girls	Total
% of Single Teacher Schools	0.00	10.43	I	0.20	0.19	0.39	0.20	0.16	0.36
% of Toilet Less Schools	0.00	0.00	II	0.16	0.17	0.33	0.15	0.12	0.27
% of Water Less Schools	0.00	0.00	III	0.14	0.15	0.29	0.14	0.11	0.25
% of Building Less Schools	0.00	0.00	IV	0.12	0.13	0.25	0.13	0.11	0.24
% of Classrooms Req. Major Repair	15.78	9.41	V	0.11	0.12	0.23	0.13	0.11	0.24
Pupil Teacher Ratio	35.60	24.91	VI	0.06	0.06	0.12	0.09	0.07	0.16
% of Female Teachers	49.21	32.74	VII	0.05	0.05	0.10	0.09	0.08	0.17
Student Classroom Ratio	41.64	18.70	VIII	0.04	0.05	0.09	0.09	0.07	0.16

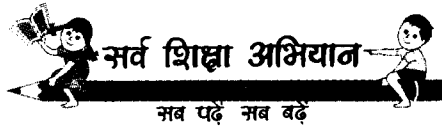
Incentives : Govt. Schools	Primary		
	Boys	Girls	Total
Text Books	64289	66498	130787
Uniforms	284	35576	35860

Particulars	Gross Enrolment Ratio			Net Enrolment Ratio		
	Boys	Girls	Total	Boys	Girls	Total
Primary School	92.40	101.08	96.74	79.94	88.34	84.14

Enrolment of Children with Disability	Govt.	Private	Total
	Primary	1206	221
Upper Primary	334	115	449

Enrolment SC /ST / OBC	Primary			Upper Primary		
	Govt.	Private	Total	Govt.	Private	Total
SC Enrolment	48696	29027	77723	11030	11663	22693
SC Girls Enrolment	24046	13250	37296	5687	5223	10910
OBC Enrolment	69898	54886	124784	13093	21934	35027
OBC Girls Enrolment	38540	24848	63388	6853	9714	16567
ST Enrolment	347	803	1150	310	773	1083
ST Girls Enrolment	174	313	487	138	324	462

School Category	Teacher (Govt.)			Shiksha Mitras (Govt.)			SC Teacher (Govt.)			ST Teacher (Govt.)		
	Male	Female	Total	Male	Female	Total	Male	Female	Total	Male	Female	Total
Primary	1641	1553	3194	473	495	968	243	134	377	3	6	9
Upper Primary	828	403	1231				198	68	266	2	2	4



Sarva Shiksha Abhiyan

District Elementary Education Report Card

2006-07

District : MIRZAPUR

Reference Date : 30th Sept '06

EMIS Blocks	13	EMIS CRC's	109	Villages	1311
-------------	----	------------	-----	----------	------

Enrolment in lacs

School Category	Total Schools		Enrolment (Govt.)			Enrolment (Private)			Total Enrolment		
	Govt.	Private	Boys	Girls	Total	Boys	Girls	Total	Boys	Girls	Total
Primary	1360	342	1.46	1.45	2.91	0.36	0.29	0.65	1.82	1.74	3.56
Upper Primary	338	241	0.31	0.29	0.60	0.30	0.25	0.55	0.61	0.54	1.15
Total	1698	583	1.77	1.74	3.51	0.66	0.54	1.20	2.43	2.28	4.71

School Category	Teacher (Govt.)			Shiksha Mitras (Govt.)			Total		
	Male	Female	Total	Male	Female	Total	Male	Female	Total
Primary	2001	854	2855	973	1317	2290	2974	2171	5145
Upper Primary	737	243	980				737	243	980
Total	2738	1097	3835	973	1317	2290	3711	2414	6125

Gaps in Govt. Schools	School Category	
	Primary	Upper Primary
% of Single Teacher Schools	0.00	0.00
% of Toilet Less Schools	0.00	0.00
% of Water Less Schools	0.00	0.00
% of Building Less Schools	0.00	0.00
% of Classrooms Req. Major Repair	23.60	23.96
Pupil Teacher Ratio	56.38	61.66
% of Female Teachers	42.20	24.80
Student Classroom Ratio	67.29	42.43

Grade	Enrolment					
	Govt.			Private		
	Boys	Girls	Total	Boys	Girls	Total
I	0.28	0.29	0.57	0.08	0.06	0.14
II	0.30	0.30	0.60	0.07	0.06	0.13
III	0.31	0.31	0.62	0.07	0.06	0.13
IV	0.28	0.28	0.56	0.07	0.06	0.13
V	0.28	0.27	0.55	0.08	0.06	0.14
VI	0.12	0.11	0.23	0.10	0.08	0.18
VII	0.10	0.10	0.20	0.10	0.09	0.19
VIII	0.09	0.08	0.17	0.10	0.08	0.18
P.S.	1.45	1.45	2.90	0.37	0.30	0.67
U.P.S.	0.31	0.29	0.60	0.30	0.25	0.55
Total	1.76	1.74	3.50	0.67	0.55	1.22

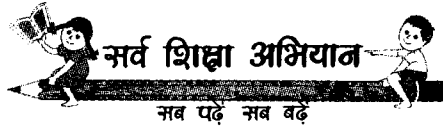
Incentives : Govt. Schools	Primary		
	Boys	Girls	Total
Text Books	113241	112956	226197
Uniforms	514	89816	90330

Enrolment of Children with Disability	Govt.	Private	Total
	Primary	1033	27
Upper Primary	178	45	223

Particulars	Gross Enrolment Ratio			Net Enrolment Ratio		
	Boys	Girls	Total	Boys	Girls	Total
Primary School	95.17	103.47	99.32	94.59	102.84	98.71

Enrolment SC /ST / OBC	Primary			Upper Primary		
	Govt.	Private	Total	Govt.	Private	Total
SC Enrolment	93903	14530	108433	21811	11474	33285
SC Girls Enrolment	45404	6500	51904	9939	5161	15100
OBC Enrolment	160322	29552	189874	28916	24364	53280
OBC Girls Enrolment	86224	12537	98761	13842	10962	24804
ST Enrolment	560	233	793	120	158	278
ST Girls Enrolment	291	66	357	66	58	124

School Category	Teacher (Govt.)			Shiksha Mitras (Govt.)			SC Teacher (Govt.)			ST Teacher (Govt.)		
	Male	Female	Total	Male	Female	Total	Male	Female	Total	Male	Female	Total
Primary	2001	854	2855	973	1317	2290	227	47	274	7	3	10
Upper Primary	737	243	980				93	28	121	7	4	11



Sarva Shiksha Abhiyan

District Elementary Education Report Card

2006-07

District : MORADABAD

Reference Date : 30th Sept '06

Enrolment in lacs

EMIS Blocks	17	EMIS CRC's	103	Villages	1807
-------------	----	------------	-----	----------	------

School Category	Total Schools		Enrolment (Govt.)			Enrolment (Private)			Total Enrolment		
	Govt.	Private	Boys	Girls	Total	Boys	Girls	Total	Boys	Girls	Total
Primary	1879	1210	2.01	2.05	4.06	1.49	1.03	2.52	3.50	3.08	6.58
Upper Primary	567	297	0.26	0.24	0.50	0.67	0.49	1.16	0.93	0.73	1.66
Total	2446	1507	2.27	2.29	4.56	2.16	1.52	3.68	4.43	3.81	8.24

School Category	Teacher (Govt.)			Shiksha Mitras (Govt.)			Total		
	Male	Female	Total	Male	Female	Total	Male	Female	Total
Primary	2078	1122	3200	1583	1498	3081	3661	2620	6281
Upper Primary	1022	450	1472				1022	450	1472
Total	3100	1572	4672	1583	1498	3081	4683	3070	7753

Gaps in Govt. Schools	School Category		Enrolment						
	Primary	Upper Primary	Grade	Govt.			Private		
				Boys	Girls	Total	Boys	Girls	Total
% of Single Teacher Schools	2.93	34.04	I	0.53	0.52	1.05	0.42	0.29	0.71
% of Toilet Less Schools	10.27	8.64	II	0.48	0.49	0.97	0.30	0.21	0.51
% of Water Less Schools	2.55	9.35	III	0.42	0.44	0.86	0.28	0.19	0.47
% of Building Less Schools	0.37	0.18	IV	0.33	0.35	0.68	0.25	0.17	0.42
% of Classrooms Req. Major Repair	29.11	30.34	V	0.24	0.25	0.49	0.24	0.17	0.41
Pupil Teacher Ratio	64.57	34.73	VI	0.11	0.11	0.22	0.23	0.17	0.40
% of Female Teachers	41.71	30.57	VII	0.08	0.08	0.16	0.22	0.16	0.38
Student Classroom Ratio	58.94	21.30	VIII	0.07	0.06	0.13	0.22	0.15	0.37
			P.S.	2.00	2.05	4.05	1.49	1.03	2.52
			U.P.S.	0.26	0.25	0.51	0.67	0.48	1.15
			Total	2.26	2.30	4.56	2.16	1.51	3.67

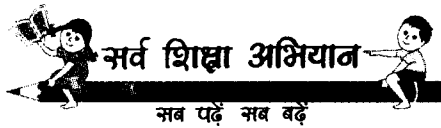
Incentives : Govt. Schools	Primary		
	Boys	Girls	Total
Text Books	190539	191768	382307
Uniforms	267	109682	109949

Particulars	Gross Enrolment Ratio			Net Enrolment Ratio		
	Boys	Girls	Total	Boys	Girls	Total
Primary School	101.50	111.31	106.40	83.37	92.37	87.87

Enrolment of Children with Disability	Govt.	Private	Total
	Primary	3166	569
Upper Primary	432	258	690

Enrolment SC /ST / OBC	Primary			Upper Primary		
	Govt.	Private	Total	Govt.	Private	Total
SC Enrolment	90551	49402	139953	14062	23618	37680
SC Girls Enrolment	45492	19609	65101	6511	9247	15758
OBC Enrolment	200361	104857	305218	23609	49217	72826
OBC Girls Enrolment	106304	42171	148475	10902	19989	30891
ST Enrolment	189	93	282	16	63	79
ST Girls Enrolment	95	28	123	8	46	54

School Category	Teacher (Govt.)			Shiksha Mitras (Govt.)			SC Teacher (Govt.)			ST Teacher (Govt.)		
	Male	Female	Total	Male	Female	Total	Male	Female	Total	Male	Female	Total
Primary	2078	1122	3200	1583	1498	3081	238	69	307	12	1	13
Upper Primary	1022	450	1472				251	68	319	3	3	6



Sarva Shiksha Abhiyan

District Elementary Education Report Card

2006-07

District : MUZAFFARNAGAR

Reference Date : 30th Sept ' 06

EMIS Blocks	19	EMIS CRC's	121	Villages	928
-------------	----	------------	-----	----------	-----

Enrolment in lacs

School Category	Total Schools		Enrolment (Govt.)			Enrolment (Private)			Total Enrolment		
	Govt.	Private	Boys	Girls	Total	Boys	Girls	Total	Boys	Girls	Total
Primary	1378	933	1.02	1.02	2.04	0.88	0.85	1.73	1.90	1.87	3.77
Upper Primary	453	199	0.22	0.21	0.43	0.13	0.13	0.26	0.35	0.34	0.69
Total	1831	1132	1.24	1.23	2.47	1.01	0.98	1.99	2.25	2.21	4.46

School Category	Teacher (Govt.)			Shiksha Mitras (Govt.)			Total		
	Male	Female	Total	Male	Female	Total	Male	Female	Total
Primary	2123	634	2757	924	722	1646	3047	1356	4403
Upper Primary	985	288	1273				985	288	1273
Total	3108	922	4030	924	722	1646	4032	1644	5676

Gaps in Govt. Schools	School Category		Enrolment						
	Primary	Upper Primary	Grade	Govt.			Private		
				Boys	Girls	Total	Boys	Girls	Total
% of Single Teacher Schools	0.00	0.00	I	0.29	0.27	0.56	0.16	0.15	0.31
% of Toilet Less Schools	14.73	4.19	II	0.22	0.22	0.44	0.16	0.15	0.31
% of Water Less Schools	1.74	1.77	III	0.20	0.19	0.39	0.17	0.16	0.33
% of Building Less Schools	0.00	0.00	IV	0.17	0.18	0.35	0.17	0.18	0.35
% of Classrooms Req. Major Repair	15.89	11.04	V	0.15	0.15	0.30	0.22	0.20	0.42
Pupil Teacher Ratio	46.17	33.94	VI	0.08	0.08	0.16	0.04	0.04	0.08
% of Female Teachers	30.80	22.62	VII	0.07	0.07	0.14	0.04	0.04	0.08
Student Classroom Ratio	45.03	23.48	VIII	0.06	0.06	0.12	0.04	0.05	0.09

Incentives : Govt. Schools	Primary		
	Boys	Girls	Total
Text Books	84030	82153	166183
Uniforms	828	32107	32935

Grade	Govt.			Private		
	Boys	Girls	Total	Boys	Girls	Total
P.S.	1.03	1.01	2.04	0.88	0.84	1.72
U.P.S.	0.21	0.21	0.42	0.12	0.13	0.25
Total	1.24	1.22	2.46	1.00	0.97	1.97

Particulars	Gross Enrolment Ratio			Net Enrolment Ratio		
	Boys	Girls	Total	Boys	Girls	Total
Primary School	87.78	97.69	92.73	85.28	95.01	90.14

Enrolment of Children with Disability	Govt.	Private	Total
	Primary	545	8
Upper Primary	126	0	126

Enrolment SC /ST / OBC	Primary			Upper Primary		
	Govt.	Private	Total	Govt.	Private	Total
SC Enrolment	58541	78391	136932	12614	9410	22024
SC Girls Enrolment	29074	38171	67245	6000	4634	10634
OBC Enrolment	107121	28529	135650	21901	8126	30027
OBC Girls Enrolment	57189	12792	69981	10493	3822	14315
ST Enrolment	858	941	1799	291	816	1107
ST Girls Enrolment	367	116	483	188	205	393

School Category	Teacher (Govt.)			Shiksha Mitras (Govt.)			SC Teacher (Govt.)			ST Teacher (Govt.)		
	Male	Female	Total	Male	Female	Total	Male	Female	Total	Male	Female	Total
Primary	2123	634	2757	924	722	1646	256	33	289	10	6	16
Upper Primary	985	288	1273				190	19	209	11	11	22



Sarva Shiksha Abhiyan

District Elementary Education Report Card

2006-07

District : PILIBHIT

Reference Date : 30th Sept ' 06

Enrolment in lacs

EMIS Blocks	9	EMIS CRC's	90	Villages	1068
-------------	---	------------	----	----------	------

School Category	Total Schools		Enrolment (Govt.)			Enrolment (Private)			Total Enrolment		
	Govt.	Private	Boys	Girls	Total	Boys	Girls	Total	Boys	Girls	Total
Primary	1078	165	1.07	1.09	2.16	0.16	0.13	0.29	1.23	1.22	2.45
Upper Primary	360	48	0.28	0.24	0.52	0.06	0.04	0.10	0.34	0.28	0.62
Total	1438	213	1.35	1.33	2.68	0.22	0.17	0.39	1.57	1.50	3.07

School Category	Teacher (Govt.)			Shiksha Mitras (Govt.)			Total		
	Male	Female	Total	Male	Female	Total	Male	Female	Total
Primary	1148	545	1693	763	729	1492	1911	1274	3185
Upper Primary	723	259	982				723	259	982
Total	1871	804	2675	763	729	1492	2634	1533	4167

Gaps in Govt. Schools	School Category		Enrolment						
	Primary	Upper Primary	Grade	Govt.			Private		
				Boys	Girls	Total	Boys	Girls	Total
% of Single Teacher Schools	4.64	20.28	I	0.23	0.24	0.47	0.03	0.02	0.05
% of Toilet Less Schools	6.12	6.11	II	0.23	0.23	0.46	0.03	0.03	0.06
% of Water Less Schools	1.30	1.11	III	0.23	0.23	0.46	0.03	0.03	0.06
% of Building Less Schools	0.74	0.56	IV	0.20	0.20	0.40	0.03	0.03	0.06
% of Classrooms Req. Major Repair	12.24	16.39	V	0.19	0.19	0.38	0.03	0.03	0.06
Pupil Teacher Ratio	67.72	54.85	VI	0.11	0.10	0.21	0.02	0.01	0.03
% of Female Teachers	40.00	26.37	VII	0.10	0.08	0.18	0.02	0.01	0.03
Student Classroom Ratio	55.79	38.40	VIII	0.08	0.06	0.14	0.02	0.01	0.03

Incentives : Govt. Schools	Primary		
	Boys	Girls	Total
Text Books	92899	95871	188770
Uniforms	1779	76701	78480


Grade	Govt.			Private		
	Boys	Girls	Total	Boys	Girls	Total
P.S.	1.08	1.09	2.17	0.15	0.14	0.29
U.P.S.	0.29	0.24	0.53	0.06	0.03	0.09
Total	1.37	1.33	2.70	0.21	0.17	0.38

Particulars	Gross Enrolment Ratio			Net Enrolment Ratio		
	Boys	Girls	Total	Boys	Girls	Total
Primary School	93.56	113.27	103.42	90.35	109.21	99.78

Enrolment of Children with Disability	Govt.	Private	Total
	Primary	998	8
Upper Primary	432	35	467

Enrolment SC /ST / OBC	Primary			Upper Primary		
	Govt.	Private	Total	Govt.	Private	Total
SC Enrolment	44836	3843	48679	12124	1505	13629
SC Girls Enrolment	22545	1615	24160	5564	590	6154
OBC Enrolment	140818	19120	159938	33694	6372	40066
OBC Girls Enrolment	77814	8540	86354	15519	2478	17997
ST Enrolment	906	60	966	248	0	248
ST Girls Enrolment	488	25	513	93	0	93

School Category	Teacher (Govt.)			Shiksha Mitras (Govt.)			SC Teacher (Govt.)			ST Teacher (Govt.)		
	Male	Female	Total	Male	Female	Total	Male	Female	Total	Male	Female	Total
Primary	1148	545	1693	763	729	1492	131	32	163	4	2	6
Upper Primary	723	259	982				122	41	163	8	3	11



Sarva Shiksha Abhiyan

District Elementary Education Report Card

2006-07

District : PRATAPGARH

Reference Date : 30th Sept '06

EMIS Blocks	18	EMIS CRC's	177	Villages	1696
-------------	----	------------	-----	----------	------

Enrolment in lacs

School Category	Total Schools		Enrolment (Govt.)			Enrolment (Private)			Total Enrolment		
	Govt.	Private	Boys	Girls	Total	Boys	Girls	Total	Boys	Girls	Total
Primary	1665	447	1.89	1.70	3.59	0.75	0.63	1.38	2.64	2.33	4.97
Upper Primary	381	217	0.38	0.34	0.72	0.44	0.43	0.87	0.82	0.77	1.59
Total	2046	664	2.27	2.04	4.31	1.19	1.06	2.25	3.46	3.10	6.56

School Category	Teacher (Govt.)			Shiksha Mitras (Govt.)			Total		
	Male	Female	Total	Male	Female	Total	Male	Female	Total
Primary	3140	927	4067	1087	1539	2626	4227	2466	6693
Upper Primary	1105	224	1329				1105	224	1329
Total	4245	1151	5396	1087	1539	2626	5332	2690	8022

Gaps in Govt. Schools	School Category		Enrolment						
	Primary	Upper Primary	Grade	Govt.			Private		
				Boys	Girls	Total	Boys	Girls	Total
% of Single Teacher Schools	0.12	0.00	I	0.46	0.42	0.88	0.17	0.14	0.31
% of Toilet Less Schools	32.31	19.16	II	0.41	0.37	0.78	0.15	0.13	0.28
% of Water Less Schools	0.00	0.00	III	0.38	0.35	0.73	0.15	0.13	0.28
% of Building Less Schools	0.00	0.00	IV	0.34	0.30	0.64	0.14	0.12	0.26
% of Classrooms Req. Major Repair	10.51	12.07	V	0.30	0.26	0.56	0.14	0.11	0.25
Pupil Teacher Ratio	53.66	54.27	VI	0.14	0.13	0.27	0.15	0.15	0.30
% of Female Teachers	36.84	16.85	VII	0.13	0.11	0.24	0.15	0.14	0.29
Student Classroom Ratio	55.07	43.20	VIII	0.12	0.10	0.22	0.14	0.14	0.28

Incentives : Govt. Schools	Primary		
	Boys	Girls	Total
Text Books	135704	152886	288590
Uniforms	318	141923	142241

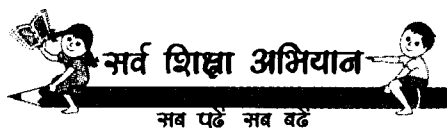
	Boys	Girls	Total	Boys	Girls	Total
P.S.	1.89	1.70	3.59	0.75	0.63	1.38
U.P.S.	0.39	0.34	0.73	0.44	0.43	0.87
Total	2.28	2.04	4.32	1.19	1.06	2.25

Particulars	Gross Enrolment Ratio			Net Enrolment Ratio		
	Boys	Girls	Total	Boys	Girls	Total
Primary School	99.02	99.60	99.31	94.75	95.95	95.35

Enrolment of Children with Disability	Govt.	Private	Total
Primary	785	10	795
Upper Primary	75	2	77

Enrolment SC /ST / OBC	Primary			Upper Primary		
	Govt.	Private	Total	Govt.	Private	Total
SC Enrolment	110387	33074	143461	20190	23417	43607
SC Girls Enrolment	54347	15314	69661	9587	11991	21578
OBC Enrolment	158175	34568	192743	27309	23986	51295
OBC Girls Enrolment	82953	15689	98642	13134	12135	25269
ST Enrolment	151	6	157	0	0	0
ST Girls Enrolment	77	0	77	0	0	0

School Category	Teacher (Govt.)			Shiksha Mitras (Govt.)			SC Teacher (Govt.)			ST Teacher (Govt.)		
	Male	Female	Total	Male	Female	Total	Male	Female	Total	Male	Female	Total
Primary	3140	927	4067	1087	1539	2626	383	86	469	5	2	7
Upper Primary	1105	224	1329				325	55	380	3	0	3



Sarva Shiksha Abhiyan

District Elementary Education Report Card 2006-07

District : RAE BARELI

Reference Date : 30th Sept '06

EMIS Blocks	22	EMIS CRC's	187	Villages	1711
-------------	----	------------	-----	----------	------

Enrolment in lacs

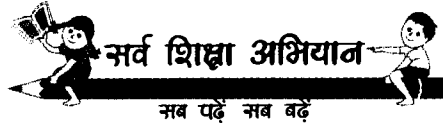
School Category	Total Schools		Enrolment (Govt.)			Enrolment (Private)			Total Enrolment		
	Govt.	Private	Boys	Girls	Total	Boys	Girls	Total	Boys	Girls	Total
Primary	1648	481	1.60	1.67	3.27	0.51	0.44	0.95	2.11	2.11	4.22
Upper Primary	404	183	0.34	0.37	0.71	0.24	0.21	0.45	0.58	0.58	1.16
Total	2052	664	1.94	2.04	3.98	0.75	0.65	1.40	2.69	2.69	5.38

School Category	Teacher (Govt.)			Shiksha Mitras (Govt.)			Total		
	Male	Female	Total	Male	Female	Total	Male	Female	Total
Primary	2598	1330	3928	1018	1414	2432	3616	2744	6360
Upper Primary	1068	243	1311				1068	243	1311
Total	3666	1573	5239	1018	1414	2432	4684	2987	7671

Gaps in Govt. Schools	School Category		Enrolment							
	Primary	Upper Primary	Grade	Govt.			Private			
				Boys	Girls	Total	Boys	Girls	Total	
% of Single Teacher Schools	0.00	1.24	I	0.36	0.37	0.73	0.10	0.09	0.19	
% of Toilet Less Schools	19.24	6.68	II	0.35	0.36	0.71	0.09	0.09	0.18	
% of Water Less Schools	0.18	3.71	III	0.34	0.34	0.68	0.10	0.09	0.19	
% of Building Less Schools	0.00	0.00	IV	0.29	0.31	0.60	0.09	0.09	0.18	
% of Classrooms Req. Major Repair	16.50	15.35	V	0.28	0.29	0.57	0.11	0.10	0.21	
Pupil Teacher Ratio	51.49	53.89	VI	0.14	0.14	0.28	0.09	0.07	0.16	
% of Female Teachers	43.14	18.54	VII	0.11	0.13	0.24	0.08	0.07	0.15	
Student Classroom Ratio	58.82	45.72	VIII	0.09	0.10	0.19	0.07	0.07	0.14	
Incentives : Govt. Schools	Primary		P.S.	1.62	1.67	3.29	0.49	0.46	0.95	
	Boys	Girls	Total	U.P.S.	0.34	0.37	0.71	0.24	0.21	0.45
Text Books	123441	133979	257420	Total	1.96	2.04	4.00	0.73	0.67	1.40
Uniforms	1087	116385	117472	Enrolment of Children with Disability			Govt.	Private	Total	
Particulars	Gross Enrolment Ratio			Net Enrolment Ratio						
Primary School	Boys	Girls	Total	Boys	Girls	Total				
	98.91	110.38	104.65	93.49	104.09	98.79	Primary	804	42	846
							Upper Primary	152	27	179

Enrolment SC /ST / OBC	Primary			Upper Primary		
	Govt.	Private	Total	Govt.	Private	Total
SC Enrolment	136309	28773	165082	28301	13446	41747
SC Girls Enrolment	68219	13313	81532	14183	6056	20239
OBC Enrolment	139661	37375	177036	29553	15133	44686
OBC Girls Enrolment	78104	17030	95134	15490	7320	22810
ST Enrolment	3557	577	4134	510	333	843
ST Girls Enrolment	1777	200	1977	239	120	359

School Category	Teacher (Govt.)			Shiksha Mitras (Govt.)			SC Teacher (Govt.)			ST Teacher (Govt.)		
	Male	Female	Total	Male	Female	Total	Male	Female	Total	Male	Female	Total
Primary	2598	1330	3928	1018	1414	2432	272	120	392	16	5	21
Upper Primary	1068	243	1311				195	49	244	10	2	12



Sarva Shiksha Abhiyan

District Elementary Education Report Card

2006-07

District : RAMPUR

Reference Date :

30th Sept '06

EMIS Blocks	7	EMIS CRC's	103	Villages	1756
-------------	---	------------	-----	----------	------

Enrolment in lacs


School Category	Total Schools		Enrolment (Govt.)			Enrolment (Private)			Total Enrolment		
	Govt.	Private	Boys	Girls	Total	Boys	Girls	Total	Boys	Girls	Total
Primary	1312	476	1.38	1.35	2.73	0.52	0.41	0.93	1.90	1.76	3.66
Upper Primary	290	75	0.18	0.19	0.37	0.11	0.08	0.19	0.29	0.27	0.56
Total	1602	551	1.56	1.54	3.10	0.63	0.49	1.12	2.19	2.03	4.22

School Category	Teacher (Govt.)			Shiksha Mitras (Govt.)			Total		
	Male	Female	Total	Male	Female	Total	Male	Female	Total
Primary	1266	572	1838	1246	742	1988	2512	1314	3826
Upper Primary	621	166	787				621	166	787
Total	1887	738	2625	1246	742	1988	3133	1480	4613

Gaps In Govt. Schools	School Category		Enrolment							
	Primary	Upper Primary	Grade	Govt.			Private			
				Boys	Girls	Total	Boys	Girls	Total	
% of Single Teacher Schools	0.00	0.00	I	0.30	0.30	0.60	0.12	0.10	0.22	
% of Toilet Less Schools	0.23	0.00	II	0.30	0.29	0.59	0.11	0.08	0.19	
% of Water Less Schools	0.00	0.00	III	0.30	0.29	0.59	0.10	0.08	0.18	
% of Building Less Schools	0.08	0.34	IV	0.25	0.25	0.50	0.10	0.08	0.18	
% of Classrooms Req. Major Repair	12.42	17.59	V	0.23	0.22	0.45	0.09	0.07	0.16	
Pupil Teacher Ratio	70.21	50.69	VI	0.07	0.07	0.14	0.04	0.03	0.07	
% of Female Teachers	34.34	21.09	VII	0.06	0.06	0.12	0.04	0.03	0.07	
Student Classroom Ratio	68.70	29.83	VIII	0.05	0.05	0.10	0.04	0.02	0.06	
Incentives : Govt. Schools	Primary			P.S.	1.38	1.35	2.73	0.52	0.41	0.93
	Boys	Girls	Total	U.P.S.	0.18	0.18	0.36	0.12	0.08	0.20
Text Books	73240	70744	143984	Total	1.56	1.53	3.09	0.64	0.49	1.13
Uniforms	1368	29469	30837	Enrolment of Children with Disability			Govt.	Private	Total	
Particulars	Gross Enrolment Ratio			Net Enrolment Ratio			Primary	797	79	876
	Boys	Girls	Total	Boys	Girls	Total	Upper Primary	335	82	417
Primary School	99.44	101.74	100.59	97.48	99.66	98.57				

Enrolment SC /ST / OBC	Primary			Upper Primary		
	Govt.	Private	Total	Govt.	Private	Total
SC Enrolment	51278	15550	66828	8971	3962	12933
SC Girls Enrolment	25865	7121	32986	4560	1706	6266
OBC Enrolment	143666	47918	191584	15325	8317	23642
OBC Girls Enrolment	73154	20343	93497	7682	3069	10751
ST Enrolment	959	87	1046	230	24	254
ST Girls Enrolment	465	33	498	102	5	107

School Category	Teacher (Govt.)			Shiksha Mitras (Govt.)			SC Teacher (Govt.)			ST Teacher (Govt.)		
	Male	Female	Total	Male	Female	Total	Male	Female	Total	Male	Female	Total
Primary	1266	572	1838	1246	742	1988	196	58	254	6	6	12
Upper Primary	621	166	787				107	19	126	3	1	4



Sarva Shiksha Abhiyan

District Elementary Education Report Card

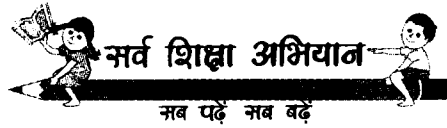
2006-07

District : SAHARANPUR

Reference Date :

30th Sept '06

EMIS Blocks	14	EMIS CRC's	118	Villages	1291							
<i>Enrolment in lacs</i>												
School Category	Total Schools		Enrolment (Govt.)			Enrolment (Private)			Total Enrolment			
	Govt.	Private	Boys	Girls	Total	Boys	Girls	Total	Boys	Girls	Total	
Primary	1293	1211	1.04	1.09	2.13	1.03	0.77	1.80	2.07	1.86	3.93	
Upper Primary	465	346	0.22	0.24	0.46	0.36	0.28	0.64	0.58	0.52	1.10	
Total	1758	1557	1.26	1.33	2.59	1.39	1.05	2.44	2.65	2.38	5.03	
School Category	Teacher (Govt.)			Shiksha Mitras (Govt.)			Total					
	Male	Female	Total	Male	Female	Total	Male	Female	Total			
Primary	1708	954	2662	892	1126	2018	2600	2080	4680			
Upper Primary	983	316	1299				983	316	1299			
Total	2691	1270	3961	892	1126	2018	3583	2396	5979			
Gaps in Govt. Schools		School Category		Enrolment								
		Primary	Upper Primary	Grade	Govt.			Private				
					Boys	Girls	Total	Boys	Girls	Total		
% of Single Teacher Schools		2.32	9.03	I	0.29	0.28	0.57	0.28	0.21	0.49		
% of Toilet Less Schools		1.86	1.94	II	0.23	0.24	0.47	0.21	0.16	0.37		
% of Water Less Schools		0.54	4.30	III	0.20	0.21	0.41	0.20	0.14	0.34		
% of Building Less Schools		0.00	0.00	IV	0.18	0.20	0.38	0.17	0.13	0.30		
% of Classrooms Req. Major Repair		8.35	4.09	V	0.15	0.16	0.31	0.16	0.12	0.28		
Pupil Teacher Ratio		45.59	34.97	VI	0.09	0.10	0.19	0.13	0.10	0.23		
% of Female Teachers		44.44	24.33	VII	0.07	0.08	0.15	0.12	0.09	0.21		
Student Classroom Ratio		42.48	27.05	VIII	0.06	0.06	0.12	0.11	0.08	0.19		
Incentives : Govt. Schools		Primary			P.S.	1.05	1.09	2.14	1.02	0.76	1.78	
		Boys	Girls	Total	U.P.S.	0.22	0.24	0.46	0.36	0.27	0.63	
Text Books		103359	108980	212339	Total	1.27	1.33	2.60	1.38	1.03	2.41	
Uniforms		3674	105184	108858	Enrolment of Children with Disability		Govt.	Private	Total			
Particulars		Gross Enrolment Ratio			Net Enrolment Ratio			Primary		1780	248	2028
Primary School		Boys	Girls	Total	Boys	Girls	Total	Upper Primary		378	110	488
		103.57	108.48	106.03	90.10	94.83	92.46					
Enrolment SC /ST / OBC	Primary			Upper Primary								
	Govt.	Private	Total	Govt.	Private	Total						
SC Enrolment	68845	42509	111354	19428	16501	35929						
SC Girls Enrolment	34797	18309	53106	9945	7060	17005						
ST Enrolment	122381	91402	213783	21684	28855	50539						
ST Girls Enrolment	67943	38652	106595	11470	12519	23989						
T Enrolment	311	471	782	11	70	81						
T Girls Enrolment	135	202	337	10	17	27						
School Category	Teacher (Govt.)			Shiksha Mitras (Govt.)			SC Teacher (Govt.)			ST Teacher (Govt.)		
	Male	Female	Total	Male	Female	Total	Male	Female	Total	Male	Female	Total
Primary	1708	954	2662	892	1126	2018	289	65	354	2	3	5
Upper Primary	983	316	1299				217	63	280	5	1	6



Sarva Shiksha Abhiyan

District Elementary Education Report Card

2006-07

District : Sant Kabir Nagar

Reference Date :

30th Sept '06

EMIS Blocks	8	EMIS CRC's	87	Villages	920
-------------	---	------------	----	----------	-----

Enrolment in lacs

School Category	Total Schools		Enrolment (Govt.)			Enrolment (Private)			Total Enrolment		
	Govt.	Private	Boys	Girls	Total	Boys	Girls	Total	Boys	Girls	Total
Primary	913	184	0.76	0.81	1.57	0.26	0.24	0.50	1.02	1.05	2.07
Upper Primary	204	65	0.17	0.16	0.33	0.09	0.07	0.16	0.26	0.23	0.49
Total	1117	249	0.93	0.97	1.90	0.35	0.31	0.66	1.28	1.28	2.56

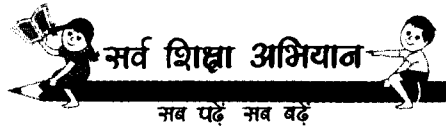
School Category	Teacher (Govt.)			Shiksha Mitras (Govt.)			Total		
	Male	Female	Total	Male	Female	Total	Male	Female	Total
Primary	944	191	1135	742	558	1300	1686	749	2435
Upper Primary	531	70	601				531	70	601
Total	1475	261	1736	742	558	1300	2217	819	3036

Gaps In Govt. Schools	School Category		Enrolment							
	Primary	Upper Primary	Grade	Govt.			Private			
				Boys	Girls	Total	Boys	Girls	Total	
% of Single Teacher Schools	1.64	30.39	I	0.17	0.19	0.36	0.06	0.06	0.12	
% of Toilet Less Schools	9.42	1.47	II	0.17	0.19	0.36	0.05	0.05	0.10	
% of Water Less Schools	1.10	3.92	III	0.16	0.17	0.33	0.05	0.04	0.09	
% of Building Less Schools	0.22	0.00	IV	0.13	0.14	0.27	0.05	0.04	0.09	
% of Classrooms Req. Major Repair	13.58	11.27	V	0.12	0.12	0.24	0.05	0.04	0.09	
Pupil Teacher Ratio	63.97	55.72	VI	0.06	0.06	0.12	0.03	0.02	0.05	
% of Female Teachers	30.76	11.65	VII	0.06	0.06	0.12	0.03	0.03	0.06	
Student Classroom Ratio	53.50	28.72	VIII	0.04	0.04	0.08	0.03	0.02	0.05	
Incentives : Govt. Schools	Primary			P.S.	0.75	0.81	1.56	0.26	0.23	0.49
	Boys	Girls	Total	U.P.S.	0.16	0.16	0.32	0.09	0.07	0.16
Text Books	61008	68751	129759	Total	0.91	0.97	1.88	0.35	0.30	0.65
Uniforms	554	65116	65670	Enrolment of Children with Disability			Govt.	Private	Total	

Particulars	Gross Enrolment Ratio			Net Enrolment Ratio		
	Boys	Girls	Total	Boys	Girls	Total
Primary School	87.06	99.63	93.35	85.43	97.56	91.49

Enrolment SC /ST / OBC	Primary			Upper Primary		
	Govt.	Private	Total	Govt.	Private	Total
SC Enrolment	52697	13361	66058	11113	5022	16135
SC Girls Enrolment	27038	6290	33328	5392	2314	7706
OBC Enrolment	88453	19961	108414	16429	6613	23042
OBC Girls Enrolment	49145	9266	58411	7724	2806	10530
ST Enrolment	142	2	144	26	0	26
ST Girls Enrolment	87	2	89	11	0	11

School Category	Teacher (Govt.)			Shiksha Mitras (Govt.)			SC Teacher (Govt.)			ST Teacher (Govt.)		
	Male	Female	Total	Male	Female	Total	Male	Female	Total	Male	Female	Total
Primary	944	191	1135	742	558	1300	147	29	176	2	1	3
Upper Primary	531	70	601				107	7	114	3	0	3



Sarva Shiksha Abhiyan

District Elementary Education Report Card 2006-07

District : SHAHJAHANPUR

Reference Date : 30th Sept ' 06

Enrolment in lacs

EMIS Blocks	17	EMIS CRC's	155	Villages	2014
-------------	----	------------	-----	----------	------

School Category	Total Schools		Enrolment (Govt.)			Enrolment (Private)			Total Enrolment		
	Govt.	Private	Boys	Girls	Total	Boys	Girls	Total	Boys	Girls	Total
Primary	2085	327	1.96	1.87	3.83	0.36	0.24	0.60	2.32	2.11	4.43
Upper Primary	445	69	0.35	0.28	0.63	0.14	0.08	0.22	0.49	0.36	0.85
Total	2530	396	2.31	2.15	4.46	0.50	0.32	0.82	2.81	2.47	5.28

School Category	Teacher (Govt.)			Shiksha Mitras (Govt.)			Total		
	Male	Female	Total	Male	Female	Total	Male	Female	Total
Primary	1765	796	2561	1824	1946	3770	3589	2742	6331
Upper Primary	864	361	1225				864	361	1225
Total	2629	1157	3786	1824	1946	3770	4453	3103	7556


Gaps in Govt. Schools	School Category		Enrolment							
	Primary	Upper Primary	Grade	Govt.			Private			
				Boys	Girls	Total	Boys	Girls	Total	
% of Single Teacher Schools	2.45	21.12	I	0.46	0.45	0.91	0.08	0.06	0.14	
% of Toilet Less Schools	6.62	11.46	II	0.42	0.40	0.82	0.08	0.05	0.13	
% of Water Less Schools	0.10	0.22	III	0.41	0.40	0.81	0.07	0.05	0.12	
% of Building Less Schools	0.00	0.00	IV	0.34	0.32	0.66	0.07	0.04	0.11	
% of Classrooms Req. Major Repair	20.48	17.98	V	0.32	0.30	0.62	0.06	0.04	0.10	
Pupil Teacher Ratio	60.19	52.01	VI	0.14	0.12	0.26	0.05	0.03	0.08	
% of Female Teachers	43.31	29.47	VII	0.11	0.09	0.20	0.05	0.03	0.08	
Student Classroom Ratio	63.98	35.61	VIII	0.09	0.07	0.16	0.05	0.03	0.08	
Incentives : Govt. Schools	Primary		P.S.	1.95	1.87	3.82	0.36	0.24	0.60	
	Boys	Girls	Total	U.P.S.	0.34	0.28	0.62	0.15	0.09	0.24
Text Books	157305	151708	309013	Total	2.29	2.15	4.44	0.51	0.33	0.84
Uniforms	2537	142251	144788							

Particulars	Gross Enrolment Ratio			Net Enrolment Ratio		
	Boys	Girls	Total	Boys	Girls	Total
Primary School	98.63	105.44	102.04	93.56	100.04	96.80

Enrolment of Children with Disability	Govt.	Private	Total
Primary	2202	272	2474
Upper Primary	433	51	484

Enrolment SC / ST / OBC	Primary			Upper Primary		
	Govt.	Private	Total	Govt.	Private	Total
SC Enrolment	75855	8241	84096	14973	3792	18765
SC Girls Enrolment	36591	3268	39859	6625	1366	7991
OBC Enrolment	204922	24769	229691	28882	10138	39020
OBC Girls Enrolment	106171	9640	115811	12366	3609	15975
ST Enrolment	0	0	0	0	0	0
ST Girls Enrolment	0	0	0	0	0	0

School Category	Teacher (Govt.)			Shiksha Mitras (Govt.)			SC Teacher (Govt.)			ST Teacher (Govt.)		
	Male	Female	Total	Male	Female	Total	Male	Female	Total	Male	Female	Total
Primary	1765	796	2561	1824	1946	3770	196	55	251	13	2	15
Upper Primary	864	361	1225				160	62	222	4	1	5



Sarva Shiksha Abhiyan

District Elementary Education Report Card

2006-07

District : SHRAWASTI

Reference Date : 30th Sept '06

EMIS Blocks	7	EMIS CRC's	54	Villages	645
-------------	---	------------	----	----------	-----

Enrolment in lacs

School Category	Total Schools		Enrolment (Govt.)			Enrolment (Private)			Total Enrolment		
	Govt.	Private	Boys	Girls	Total	Boys	Girls	Total	Boys	Girls	Total
Primary	683	111	0.69	0.60	1.29	0.17	0.09	0.26	0.86	0.69	1.55
Upper Primary	243	39	0.07	0.06	0.13	0.09	0.04	0.13	0.16	0.10	0.26
Total	926	150	0.76	0.66	1.42	0.26	0.13	0.39	1.02	0.79	1.81

School Category	Teacher (Govt.)			Shiksha Mitras (Govt.)			Total		
	Male	Female	Total	Male	Female	Total	Male	Female	Total
Primary	488	74	562	622	592	1214	1110	666	1776
Upper Primary	225	39	264				225	39	264
Total	713	113	826	622	592	1214	1335	705	2040

Gaps in Govt. Schools	School Category		Enrolment							
	Primary	Upper Primary	Grade	Govt.			Private			
				Boys	Girls	Total	Boys	Girls	Total	
% of Single Teacher Schools	5.56	84.77	I	0.17	0.15	0.32	0.05	0.03	0.08	
% of Toilet Less Schools	2.34	0.41	II	0.15	0.13	0.28	0.04	0.02	0.06	
% of Water Less Schools	0.44	12.76	III	0.14	0.12	0.26	0.03	0.02	0.05	
% of Building Less Schools	0.00	0.00	IV	0.13	0.11	0.24	0.03	0.01	0.04	
% of Classrooms Req. Major Repair	31.63	15.23	V	0.11	0.09	0.20	0.03	0.01	0.04	
Pupil Teacher Ratio	72.81	51.60	VI	0.04	0.03	0.07	0.03	0.01	0.04	
% of Female Teachers	37.50	14.77	VII	0.02	0.02	0.04	0.03	0.01	0.04	
Student Classroom Ratio	62.87	16.33	VIII	0.02	0.01	0.03	0.03	0.01	0.04	
Incentives : Govt. Schools	Primary		P.S.	0.70	0.60	1.30	0.18	0.09	0.27	
	Boys	Girls	Total	U.P.S.	0.08	0.06	0.14	0.09	0.03	0.12
Text Books	59221	51762	110983	Total	0.78	0.66	1.44	0.27	0.12	0.39
Uniforms	194	49248	49442	Enrolment of Children with Disability			Govt.	Private	Total	
Particulars	Gross Enrolment Ratio			Net Enrolment Ratio			Primary	816	26	842
Primary School	Boys	Girls	Total	Boys	Girls	Total	Upper Primary	108	18	126
	89.62	82.73	86.18	80.56	74.60	77.58				

Enrolment SC /ST / OBC	Primary			Upper Primary		
	Govt.	Private	Total	Govt.	Private	Total
SC Enrolment	28349	3856	32205	3246	2466	5712
SC Girls Enrolment	13228	1222	14450	1484	789	2273
OBC Enrolment	77097	10973	88070	7356	5899	13255
OBC Girls Enrolment	37513	3384	40897	3168	1552	4720
ST Enrolment	1175	219	1394	129	258	387
ST Girls Enrolment	554	61	615	68	40	108

School Category	Teacher (Govt.)			Shiksha Mitras (Govt.)			SC Teacher (Govt.)			ST Teacher (Govt.)		
	Male	Female	Total	Male	Female	Total	Male	Female	Total	Male	Female	Total
Primary	488	74	562	622	592	1214	92	5	97	4	0	4
Upper Primary	225	39	264				52	4	56	5	0	5



Sarva Shiksha Abhiyan

District Elementary Education Report Card 2006-07

District : SIDDHARTHANAGAR

Reference Date : 30th Sept '06

Enrolment in lacs

EMIS Blocks	14	EMIS CRC's	163	Villages	1472
-------------	----	------------	-----	----------	------

School Category	Total Schools		Enrolment (Govt.)			Enrolment (Private)			Total Enrolment		
	Govt.	Private	Boys	Girls	Total	Boys	Girls	Total	Boys	Girls	Total
Primary	1442	121	1.38	1.31	2.69	0.17	0.11	0.28	1.55	1.42	2.97
Upper Primary	550	86	0.22	0.17	0.39	0.11	0.06	0.17	0.33	0.23	0.56
Total	1992	207	1.60	1.48	3.08	0.28	0.17	0.45	1.88	1.65	3.53

School Category	Teacher (Govt.)			Shiksha Mitras (Govt.)			Total		
	Male	Female	Total	Male	Female	Total	Male	Female	Total
Primary	1382	271	1653	1355	1127	2482	2737	1398	4135
Upper Primary	658	203	861				658	203	861
Total	2040	474	2514	1355	1127	2482	3395	1601	4996

Gaps in Govt. Schools	School Category	
	Primary	Upper Primary
% of Single Teacher Schools	4.85	61.27
% of Toilet Less Schools	18.24	21.45
% of Water Less Schools	0.97	19.27
% of Building Less Schools	0.00	0.00
% of Classrooms Req. Major Repair	11.10	8.36
Pupil Teacher Ratio	65.10	46.75
% of Female Teachers	33.81	23.58
Student Classroom Ratio	58.08	20.31

Grade	Enrolment					
	Govt.			Private		
	Boys	Girls	Total	Boys	Girls	Total
I	0.37	0.37	0.74	0.05	0.04	0.09
II	0.33	0.33	0.66	0.03	0.02	0.05
III	0.28	0.26	0.54	0.03	0.02	0.05
IV	0.22	0.20	0.42	0.03	0.02	0.05
V	0.18	0.15	0.33	0.03	0.02	0.05
VI	0.10	0.08	0.18	0.04	0.02	0.06
VII	0.08	0.06	0.14	0.04	0.02	0.06
VIII	0.05	0.04	0.09	0.03	0.02	0.05
P.S.	1.38	1.31	2.69	0.17	0.12	0.29
U.P.S.	0.23	0.18	0.41	0.11	0.06	0.17
Total	1.61	1.49	3.10	0.28	0.18	0.46


Incentives : Govt. Schools	Primary		
	Boys	Girls	Total
Text Books	111352	107191	218543
Uniforms	1220	77815	79035

Particulars	Gross Enrolment Ratio			Net Enrolment Ratio		
	Boys	Girls	Total	Boys	Girls	Total
Primary School	85.92	90.72	88.32	75.53	79.64	77.58

Enrolment of Children with Disability	Govt.	Private	Total
	Primary	1031	65
Upper Primary	210	29	239

Enrolment SC /ST / OBC	Primary			Upper Primary		
	Govt.	Private	Total	Govt.	Private	Total
SC Enrolment	67592	5004	72596	10737	3375	14112
SC Girls Enrolment	33439	1847	35286	4742	1245	5987
OBC Enrolment	163233	13202	176435	20206	7312	27518
OBC Girls Enrolment	82850	5108	87958	8302	2511	10813
ST Enrolment	310	0	310	0	0	0
ST Girls Enrolment	152	0	152	0	0	0

School Category	Teacher (Govt.)			Shiksha Mitras (Govt.)			SC Teacher (Govt.)			ST Teacher (Govt.)		
	Male	Female	Total	Male	Female	Total	Male	Female	Total	Male	Female	Total
Primary	1382	271	1653	1355	1127	2482	205	40	245	7	5	12
Upper Primary	658	203	861				97	24	121	4	3	7



Sarva Shiksha Abhiyan

District Elementary Education Report Card

2006-07

District : SITAPUR

Reference Date : 30th Sept '06

EMIS Blocks	23	EMIS CRC's	238	Villages	2412
-------------	----	------------	-----	----------	------

Enrolment in lacs

School Category	Total Schools		Enrolment (Govt.)			Enrolment (Private)			Total Enrolment		
	Govt.	Private	Boys	Girls	Total	Boys	Girls	Total	Boys	Girls	Total
Primary	2531	653	2.74	2.72	5.46	0.74	0.68	1.42	3.48	3.40	6.88
Upper Primary	704	235	0.50	0.49	0.99	0.29	0.27	0.56	0.79	0.76	1.55
Total	3235	888	3.24	3.21	6.45	1.03	0.95	1.98	4.27	4.16	8.43

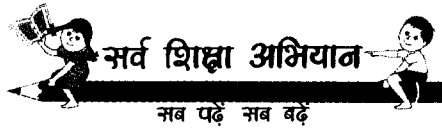
School Category	Teacher (Govt.)			Shiksha Mitras (Govt.)			Total		
	Male	Female	Total	Male	Female	Total	Male	Female	Total
Primary	2612	1427	4039	1562	1679	3241	4174	3106	7280
Upper Primary	1394	569	1963				1394	569	1963
Total	4006	1996	6002	1562	1679	3241	5568	3675	9243

Gaps in Govt. Schools	School Category		Enrolment							
	Primary	Upper Primary	Grade	Govt.			Private			
				Boys	Girls	Total	Boys	Girls	Total	
% of Single Teacher Schools	3.75	13.35	I	0.62	0.62	1.24	0.17	0.16	0.33	
% of Toilet Less Schools	4.27	7.67	II	0.59	0.59	1.18	0.16	0.15	0.31	
% of Water Less Schools	1.50	5.40	III	0.57	0.55	1.12	0.14	0.13	0.27	
% of Building Less Schools	0.00	0.00	IV	0.51	0.50	1.01	0.14	0.12	0.26	
% of Classrooms Reg. Major Repair	10.11	12.64	V	0.46	0.45	0.91	0.13	0.12	0.25	
Pupil Teacher Ratio	74.91	50.32	VI	0.20	0.19	0.39	0.10	0.09	0.19	
% of Female Teachers	42.66	28.99	VII	0.16	0.16	0.32	0.10	0.09	0.19	
Student Classroom Ratio	62.90	38.10	VIII	0.14	0.14	0.28	0.09	0.09	0.18	
Incentives : Govt. Schools	Primary		P.S.	2.75	2.71	5.46	0.74	0.68	1.42	
	Boys	Girls	Total	U.P.S.	0.50	0.49	0.99	0.29	0.27	0.56
Text Books	193900	185601	379501	Total	3.25	3.20	6.45	1.03	0.95	1.98
Uniforms	3487	130374	133861							

Particulars	Gross Enrolment Ratio			Net Enrolment Ratio			Enrolment of Children with Disability		
	Boys	Girls	Total	Boys	Girls	Total	Govt.	Private	Total
Primary School	93.39	107.13	100.26	89.70	102.54	96.12			
							1286	117	1403
							91	127	218

Enrolment SC /ST / OBC	Primary			Upper Primary		
	Govt.	Private	Total	Govt.	Private	Total
SC Enrolment	206732	44169	250901	41620	18318	59938
SC Girls Enrolment	102201	21230	123431	20161	8726	28887
OBC Enrolment	237675	54533	292208	34435	19191	53626
OBC Girls Enrolment	124683	25925	150608	16646	9105	25751
ST Enrolment	663	307	970	29	52	81
ST Girls Enrolment	335	144	479	13	21	34

School Category	Teacher (Govt.)			Shiksha Mitras (Govt.)			SC Teacher (Govt.)			ST Teacher (Govt.)		
	Male	Female	Total	Male	Female	Total	Male	Female	Total	Male	Female	Total
Primary	2612	1427	4039	1562	1679	3241	392	168	560	12	7	19
Upper Primary	1394	569	1963				210	82	292	14	6	20



Sarva Shiksha Abhiyan

District Elementary Education Report Card

2006-07

District : SONBHADRA

Reference Date : 30th Sept '06

Enrolment in lacs

EMIS Blocks	8	EMIS CRC's	67	Villages	1014
-------------	---	------------	----	----------	------

School Category	Total Schools		Enrolment (Govt.)			Enrolment (Private)			Total Enrolment		
	Govt.	Private	Boys	Girls	Total	Boys	Girls	Total	Boys	Girls	Total
Primary	1155	236	1.04	0.98	2.02	0.30	0.23	0.53	1.34	1.21	2.55
Upper Primary	383	78	0.24	0.19	0.43	0.17	0.12	0.29	0.41	0.31	0.72
Total	1538	314	1.28	1.17	2.45	0.47	0.35	0.82	1.75	1.52	3.27

School Category	Teacher (Govt.)			Shiksha Mitras (Govt.)			Total		
	Male	Female	Total	Male	Female	Total	Male	Female	Total
Primary	693	373	1066	1276	1054	2330	1969	1427	3396
Upper Primary	463	204	667				463	204	667
Total	1156	577	1733	1276	1054	2330	2432	1631	4063


Gaps in Govt. Schools	School Category		Enrolment							
	Primary	Upper Primary	Grade	Govt.			Private			
				Boys	Girls	Total	Boys	Girls	Total	
% of Single Teacher Schools	6.23	56.14	I	0.21	0.21	0.42	0.06	0.05	0.11	
% of Toilet Less Schools	0.00	0.00	II	0.22	0.21	0.43	0.06	0.05	0.11	
% of Water Less Schools	0.61	4.96	III	0.23	0.21	0.44	0.06	0.05	0.11	
% of Building Less Schools	0.00	0.00	IV	0.20	0.18	0.38	0.06	0.04	0.10	
% of Classrooms Req. Major Repair	29.61	12.79	V	0.19	0.17	0.36	0.06	0.05	0.11	
Pupil Teacher Ratio	59.24	66.61	VI	0.10	0.08	0.18	0.06	0.04	0.10	
% of Female Teachers	42.02	30.58	VII	0.08	0.06	0.14	0.06	0.04	0.10	
Student Classroom Ratio	52.98	31.55	VIII	0.06	0.05	0.11	0.06	0.04	0.10	
Incentives : Govt. Schools	Primary		P.S.	1.05	0.98	2.03	0.30	0.24	0.54	
	Boys	Girls	Total	U.P.S.	0.24	0.19	0.43	0.18	0.12	0.30
Text Books	93041	87342	180383	Total	1.29	1.17	2.46	0.48	0.36	0.84
Uniforms	168	83937	84105	Enrolment of Children with Disability			Govt.	Private	Total	

Particulars	Gross Enrolment Ratio			Net Enrolment Ratio		
	Boys	Girls	Total	Boys	Girls	Total
Primary School	106.34	103.04	104.69	100.14	97.51	98.82

Enrolment of Children with Disability	Govt.	Private	Total
Primary	1297	85	1382
Upper Primary	364	32	396

Enrolment SC / ST / OBC	Primary			Upper Primary		
	Govt.	Private	Total	Govt.	Private	Total
SC Enrolment	57222	8747	65969	13632	4716	18348
SC Girls Enrolment	28102	3648	31750	6018	1793	7811
OBC Enrolment	84869	25086	109955	17634	14944	32578
OBC Girls Enrolment	45472	10873	56345	8209	6209	14418
ST Enrolment	44060	4130	48190	7214	1949	9163
ST Girls Enrolment	19536	1656	21192	2616	672	3288

School Category	Teacher (Govt.)			Shiksha Mitras (Govt.)			SC Teacher (Govt.)			ST Teacher (Govt.)		
	Male	Female	Total	Male	Female	Total	Male	Female	Total	Male	Female	Total
Primary	693	373	1066	1276	1054	2330	102	50	152	27	5	32
Upper Primary	463	204	667				65	24	89	14	3	17



Sarva Shiksha Abhiyan

District Elementary Education Report Card

2006-07

District : SULTANPUR

Reference Date : 30th Sept '06

EMIS Blocks	24	EMIS CRC's	188	Villages	1988
-------------	----	------------	-----	----------	------

Enrolment in lacs

School Category	Total Schools		Enrolment (Govt.)			Enrolment (Private)			Total Enrolment		
	Govt.	Private	Boys	Girls	Total	Boys	Girls	Total	Boys	Girls	Total
Primary	2145	389	2.05	2.17	4.22	0.47	0.35	0.82	2.52	2.52	5.04
Upper Primary	363	270	0.40	0.43	0.83	0.37	0.30	0.67	0.77	0.73	1.50
Total	2508	659	2.45	2.60	5.05	0.84	0.65	1.49	3.29	3.25	6.54

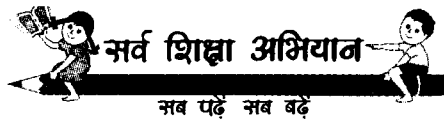
School Category	Teacher (Govt.)			Shiksha Mitras (Govt.)			Total		
	Male	Female	Total	Male	Female	Total	Male	Female	Total
Primary	3257	950	4207	1370	2529	3899	4627	3479	8106
Upper Primary	1339	363	1702				1339	363	1702
Total	4596	1313	5909	1370	2529	3899	5966	3842	9808

Gaps in Govt. Schools	School Category		Enrolment							
	Primary	Upper Primary	Grade	Govt.			Private			
				Boys	Girls	Total	Boys	Girls	Total	
% of Single Teacher Schools	0.33	0.55	I	0.48	0.50	0.98	0.10	0.08	0.18	
% of Toilet Less Schools	41.40	17.91	II	0.44	0.46	0.90	0.09	0.07	0.16	
% of Water Less Schools	0.00	0.00	III	0.42	0.45	0.87	0.09	0.07	0.16	
% of Building Less Schools	0.00	0.00	IV	0.37	0.39	0.76	0.09	0.07	0.16	
% of Classrooms Req. Major Repair	49.37	69.97	V	0.35	0.38	0.73	0.10	0.07	0.17	
Pupil Teacher Ratio	51.84	50.95	VI	0.16	0.18	0.34	0.13	0.11	0.24	
% of Female Teachers	42.92	21.33	VII	0.13	0.14	0.27	0.12	0.10	0.22	
Student Classroom Ratio	54.88	45.40	VIII	0.10	0.11	0.21	0.12	0.09	0.21	
Incentives : Govt. Schools	Primary			P.S.	2.06	2.18	4.24	0.47	0.36	0.83
	Boys	Girls	Total	U.P.S.	0.39	0.43	0.82	0.37	0.30	0.67
Text Books	188756	202355	391111	Total	2.45	2.61	5.06	0.84	0.66	1.50
Uniforms	839	178320	179159	Enrolment of Children with Disability			Govt.	Private	Total	

Particulars	Gross Enrolment Ratio			Net Enrolment Ratio		
	Boys	Girls	Total	Boys	Girls	Total
Primary School	96.12	103.56	99.84	88.99	95.81	92.40

Enrolment SC /ST / OBC	Primary			Upper Primary		
	Govt.	Private	Total	Govt.	Private	Total
SC Enrolment	123897	16458	140355	26023	13770	39793
SC Girls Enrolment	62036	7024	69060	12730	5866	18596
OBC Enrolment	213339	33204	246543	38768	30184	68952
OBC Girls Enrolment	118613	14042	132655	19964	13413	33377
ST Enrolment	41	2	43	0	5	5
ST Girls Enrolment	19	0	19	0	4	4

School Category	Teacher (Govt.)			Shiksha Mitras (Govt.)			SC Teacher (Govt.)			ST Teacher (Govt.)		
	Male	Female	Total	Male	Female	Total	Male	Female	Total	Male	Female	Total
Primary	3257	950	4207	1370	2529	3899	379	58	437	4	1	5
Upper Primary	1339	363	1702				279	67	346	4	0	4



Sarva Shiksha Abhiyan

District Elementary Education Report Card 2006-07

District : UNNAO

Reference Date : 30th Sept ' 06

Enrolment in lacs

EMIS Blocks	17	EMIS CRC's	175	Villages	1817
-------------	----	------------	-----	----------	------

School Category	Total Schools		Enrolment (Govt.)			Enrolment (Private)			Total Enrolment		
	Govt.	Private	Boys	Girls	Total	Boys	Girls	Total	Boys	Girls	Total
Primary	1903	584	1.65	1.68	3.33	0.57	0.51	1.08	2.22	2.19	4.41
Upper Primary	448	180	0.31	0.34	0.65	0.20	0.18	0.38	0.51	0.52	1.03
Total	2351	764	1.96	2.02	3.98	0.77	0.69	1.46	2.73	2.71	5.44

School Category	Teacher (Govt.)			Shiksha Mitras (Govt.)			Total		
	Male	Female	Total	Male	Female	Total	Male	Female	Total
Primary	2411	1510	3921	1359	1907	3266	3770	3417	7187
Upper Primary	1087	305	1392				1087	305	1392
Total	3498	1815	5313	1359	1907	3266	4857	3722	8579


Gaps in Govt. Schools	School Category		Enrolment							
	Primary	Upper Primary	Grade	Govt.			Private			
				Boys	Girls	Total	Boys	Girls	Total	
% of Single Teacher Schools	0.00	9.15	I	0.37	0.37	0.74	0.12	0.12	0.24	
% of Toilet Less Schools	0.00	0.00	II	0.38	0.39	0.77	0.12	0.11	0.23	
% of Water Less Schools	0.00	0.00	III	0.35	0.35	0.70	0.12	0.10	0.22	
% of Building Less Schools	0.00	0.00	IV	0.30	0.31	0.61	0.11	0.10	0.21	
% of Classrooms Req. Major Repair	6.31	5.36	V	0.26	0.27	0.53	0.10	0.09	0.19	
Pupil Teacher Ratio	46.42	46.77	VI	0.12	0.13	0.25	0.07	0.06	0.13	
% of Female Teachers	47.54	21.91	VII	0.11	0.11	0.22	0.06	0.06	0.12	
Student Classroom Ratio	56.51	36.68	VIII	0.08	0.09	0.17	0.06	0.06	0.12	
Incentives : Govt. Schools	Primary		P.S.	1.66	1.69	3.35	0.57	0.52	1.09	
	Boys	Girls	Total	U.P.S.	0.31	0.33	0.64	0.19	0.18	0.37
Text Books	146704	149548	296252	Total	1.97	2.02	3.99	0.76	0.70	1.46
Uniforms	2511	122206	124717							

Particulars	Gross Enrolment Ratio			Net Enrolment Ratio		
	Boys	Girls	Total	Boys	Girls	Total
Primary School	96.93	108.55	102.74	91.09	101.80	96.45

Enrolment of Children with Disability	Govt.	Private	Total
Primary	1101	37	1138
Upper Primary	173	22	195

Enrolment SC /ST / OBC	Primary			Upper Primary		
	Govt.	Private	Total	Govt.	Private	Total
SC Enrolment	123884	36577	160461	25190	11235	36425
SC Girls Enrolment	61650	17308	78958	12580	5301	17881
OBC Enrolment	158323	39145	197468	27118	14653	41771
OBC Girls Enrolment	86073	18284	104357	14189	6837	21026
ST Enrolment	2390	83	2473	395	418	813
ST Girls Enrolment	1272	14	1286	312	191	503

School Category	Teacher (Govt.)			Shiksha Mitras (Govt.)			SC Teacher (Govt.)			ST Teacher (Govt.)		
	Male	Female	Total	Male	Female	Total	Male	Female	Total	Male	Female	Total
Primary	2411	1510	3921	1359	1907	3266	294	157	451	2	6	8
Upper Primary	1087	305	1392				232	56	288	10	2	12



Sarva Shiksha Abhiyan

District Elementary Education Report Card

2006-07

District : VARANASI

Reference Date : 30th Sept '06

EMIS Blocks	10	EMIS CRC's	118	Villages	1283
-------------	----	------------	-----	----------	------

Enrolment in lacs

School Category	Total Schools		Enrolment (Govt.)			Enrolment (Private)			Total Enrolment		
	Govt.	Private	Boys	Girls	Total	Boys	Girls	Total	Boys	Girls	Total
Primary	980	264	1.27	1.35	2.62	0.37	0.30	0.67	1.64	1.65	3.29
Upper Primary	288	186	0.29	0.31	0.60	0.29	0.27	0.56	0.58	0.58	1.16
Total	1268	450	1.56	1.66	3.22	0.66	0.57	1.23	2.22	2.23	4.45

School Category	Teacher (Govt.)			Shiksha Mitras (Govt.)			Total		
	Male	Female	Total	Male	Female	Total	Male	Female	Total
Primary	2567	1568	4135	633	903	1536	3200	2471	5671
Upper Primary	996	362	1358				996	362	1358
Total	3563	1930	5493	633	903	1536	4196	2833	7029

Gaps in Govt. Schools	School Category		Enrolment							
	Primary	Upper Primary	Grade	Govt.			Private			
				Boys	Girls	Total	Boys	Girls	Total	
% of Single Teacher Schools	1.94	1.04	I	0.29	0.31	0.60	0.08	0.07	0.15	
% of Toilet Less Schools	3.88	2.08	II	0.29	0.30	0.59	0.08	0.06	0.14	
% of Water Less Schools	0.00	0.00	III	0.26	0.28	0.54	0.07	0.06	0.13	
% of Building Less Schools	0.00	0.00	IV	0.23	0.25	0.48	0.07	0.06	0.13	
% of Classrooms Req. Major Repair	25.92	21.88	V	0.20	0.22	0.42	0.07	0.06	0.13	
Pupil Teacher Ratio	46.29	44.25	VI	0.11	0.11	0.22	0.09	0.09	0.18	
% of Female Teachers	43.57	26.66	VII	0.10	0.11	0.21	0.09	0.09	0.18	
Student Classroom Ratio	50.37	41.68	VIII	0.09	0.09	0.18	0.10	0.09	0.19	
Incentives : Govt. Schools	Primary		P.S.	1.27	1.36	2.63	0.37	0.31	0.68	
	Boys	Girls	U.P.S.	0.30	0.31	0.61	0.28	0.27	0.55	
Text Books	114355	125222	239577	Total	1.57	1.67	3.24	0.65	0.58	1.23
Uniforms	195	122720	122915							

Particulars	Gross Enrolment Ratio			Net Enrolment Ratio			Enrolment of Children with Disability			Govt.	Private	Total
	Boys	Girls	Total	Boys	Girls	Total	Primary	Upper Primary				
Primary School	83.10	98.29	90.70	79.43	93.87	86.65			1427	676	2103	
							Upper Primary		332	225	557	

Enrolment SC /ST / OBC	Primary			Upper Primary		
	Govt.	Private	Total	Govt.	Private	Total
SC Enrolment	62822	10772	73594	15628	8214	23842
SC Girls Enrolment	31284	4682	35966	7775	3956	11731
OBC Enrolment	178908	44134	223042	38820	38354	77174
OBC Girls Enrolment	100293	19925	120218	20416	18666	39082
ST Enrolment	50	1	51	5	0	5
ST Girls Enrolment	28	0	28	5	0	5

School Category	Teacher (Govt.)			Shiksha Mitras (Govt.)			SC Teacher (Govt.)			ST Teacher (Govt.)		
	Male	Female	Total	Male	Female	Total	Male	Female	Total	Male	Female	Total
Primary	2567	1568	4135	633	903	1536	262	114	376	2	1	3
Upper Primary	996	362	1358				214	71	285	4	0	4