



Aparajita Sarangi, IAS
Joint Secretary (MGNREGA)
Tel: 011-23383553
Fax: 011-23388207



ग्रामीण विकास मंत्रालय
ग्रामीण विकास विभाग
भारत सरकार
कृषि भवन, नई दिल्ली-110114
Ministry of Rural Development
Deptt. of Rural Development
Government of India
Krishi Bhavan, New Delhi-110114

D.O. No. J-11018/01/1/2015-MGNREGA (IV)

Dear Sir,

Date: 01.04.2016

Sub: Performance Analysis of Mahatma Gandhi NREGA for March, 2016 reg.

The Ministry has reviewed the status of implementation of Mahatma Gandhi National Rural Employment Guarantee Act (MGNREGA) till 29.3.2016. **This is a communication being sent to you on monthly basis with cumulative figures for facilitating the review at your level.**

Based on the analysis (**Annexure**), I seek to draw your attention to the following issues:

- i. **Employment Generation:*** The agreed to labor budget for the FY 2015-16 is 1234.63 lakh person days (PDs). During the current financial year (up to 29.3.2016), **916.27 lakh person days** (75%) have been generated. We acknowledge and appreciate your efforts and hope that the State will reach its committed target of **900 lakh person days** in the FY 2016.17.
- ii. **Timely payment of wages:*** As we know, timely payment of wages is critical to the success of the programme. During the FY 2015-16 Rs 678.65 crore (**87% of total transactions**) were delayed for more than 15 days. Out of this, 24% of the payments were delayed for more than 60 days. The reasons behind this delay of wage payment may please be analyzed at your level.
- iii. **Completion of works:*** During the FY 2015-16 (as on 29.3.2016), the percentage of works completed is only 3.17%. 154255 works are incomplete in the State, which were started in FY 2014-15 or before. It is desirable to hold a review for arriving at the reasons for slow progress in completion of works and ensure completion of such works by 31.06.2016.
- iv. **More focus on creation of Individual Assets:*** In order to strengthen the livelihood resource base of the rural poor, it is desirable to put adequate emphasis on creation of more and more individual assets (Category B of Para 4(1) of Schedule 1 of the Act). An analysis of the performance of the number of individual assets being created reveal that, out of the total works, 71320 number of works (**20% of the total works**) have been taken up on individual land in FY 2015-16(as on 29.3.2016). These works correspond to **14% of the total expenditure**. Therefore, there is a need to take up more works under individual category.
- v. **Public Works relating to Natural Resource Management:*** Out of total works, 99706 number of works (**28% of total works**) have been taken as Public Works relating to Natural Resource Management (NRM) (Category A of Para 4(1) of Schedule 1 of the Act) in FY 2015-16 (as on 29.3.2016), corresponding to **51% of total expenditure**. The Ministry requests you to scale up the works related to NRM in the days to come. The State should ensure converging MGNREGA with Pradhan Mantri Krishi Sinchayee Yojana (PMKSY).

vi. **Expenditure on works related to agriculture and allied activities:** During the FY 2015-16 (as on 29.3.2016), **the expenditure on agriculture related works is below the statutory limit of 60% of total expenditure in 8 districts.** Efforts should be stepped up to ensure that more works in this category are taken up in the next FY.

vii. **Convergence:** The Ministry is placing a lot of emphasis on **creation of durable and sustainable assets** under MGNREGA through convergence of this scheme with different schemes of the department. The State should strengthen coordination and convergence with various line departments for better results. The State is requested to formulate the State Convergence Plan for the FY 2016-17 and share the same with the Ministry.

viii. **Aadhaar:** There are 59.97 lakh active workers, out of which 35.41 lakh (59%) have been seeded in MIS. Against the Aadhaar numbers seeded in MIS, 162817 lakh (5%) have been converted to Aadhaar Based Payment System (ABPS). To expedite the process of Aadhaar enrolment of MGNREGA workers and seeding the same into their Bank accounts, camps may be organised at Block and GP level as advised vide letter dated 23rd February, 2016 jointly issued by Department of Financial Services and Department of Rural Development.

ix. **Project LIFE:** The State has a combined target of skilling 36545 youths in the FY 2016-17. It is requested to please implement project LIFE in a mission mode to achieve the targets.


x. **Action Plan for FY 2016-17:** Detailed Action plan for FY 2016-17 has been shared with the State government vide minutes of labor budget meeting for FY 2016-17. The action plan includes the commitment of states with respect to the focus areas (Construction of Farm ponds, AWCs, IHLLs, Vermi compost/ NADEP tanks and roadside plantation) and other targets. It is requested to please take necessary steps to ensure that the stated targets are met in the coming financial year.

May I request you to take action, as appropriate, pertaining to the issues listed above? The minutes of the LB meeting for the FY 2016-17 is the roadmap for the state. The performance analysis of the State, based on the targets and timelines set in the minutes, will be shared with you at regular intervals. Apart from giving you some insight into the status of implementation of MGNREGA in your State, it will also help you to carry out a similar exercise for districts and below.

I assure you of fullest support of the Ministry in your endeavor towards effective implementation of MGNREGA in the State of **Chhattisgarh**.

Regards,

Yours sincerely,


(Aparajita Sarangi)
21/4/16

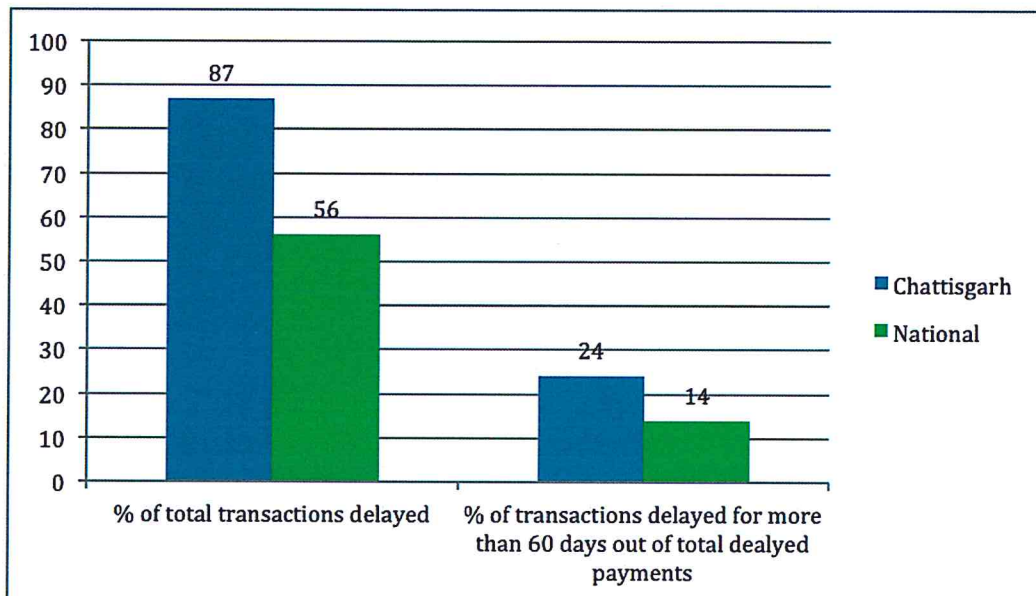
Encl: as above

Shri M.K. Raut
Additional Chief Secretary
Panchayati Raj & Rural Development Department
Government of Chhattisgarh, Raipur

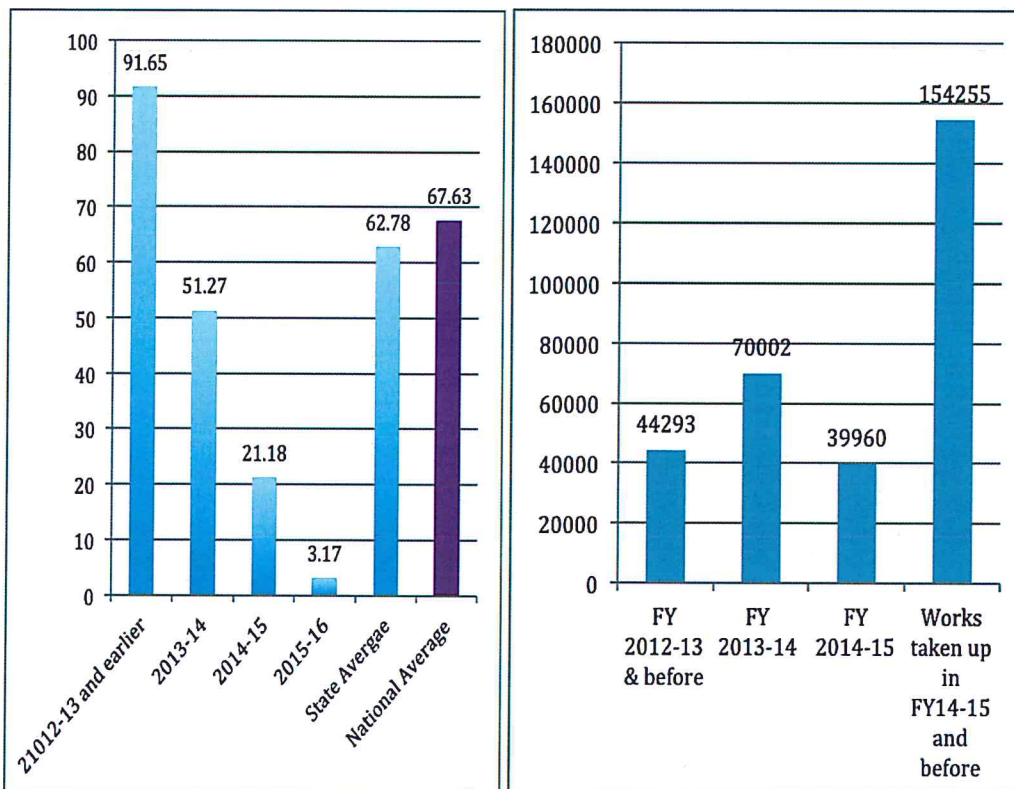
Copy to: Shri P.C. Mishra, Secretary, Panchayati Raj & Rural Development Department,
Government of Chhattisgarh

Annexure

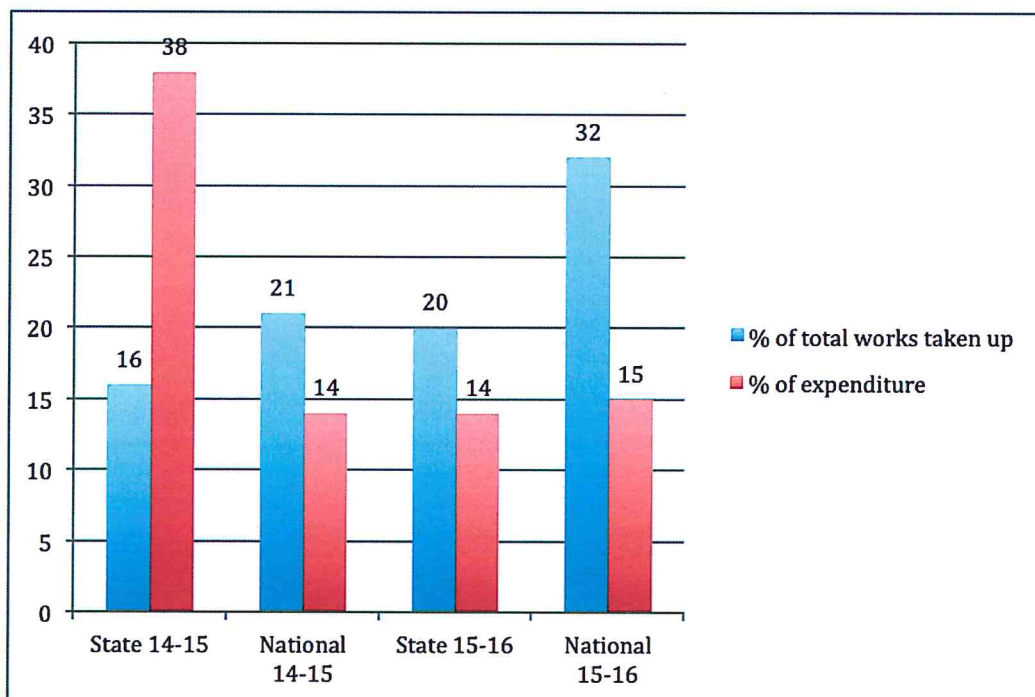
Delay in wage payments (as a % of total transactions)



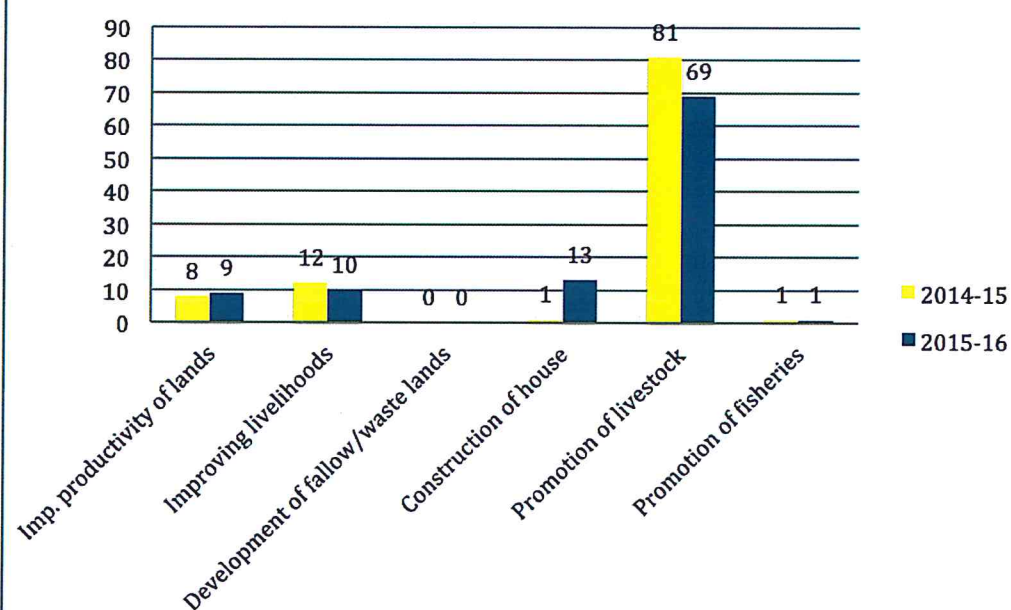
Work Completion Rate



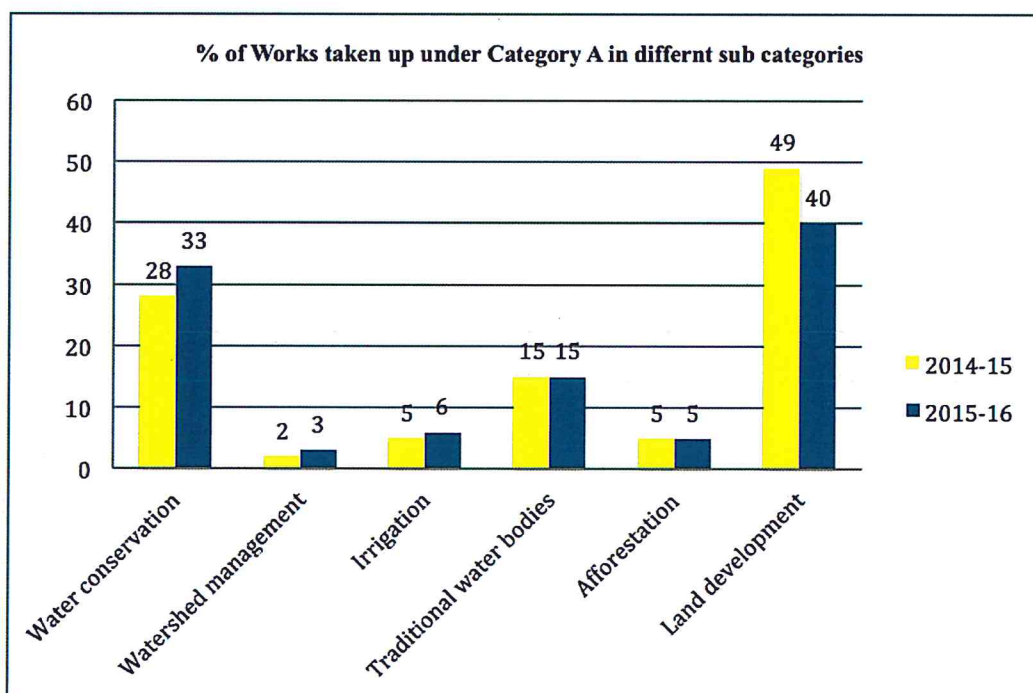
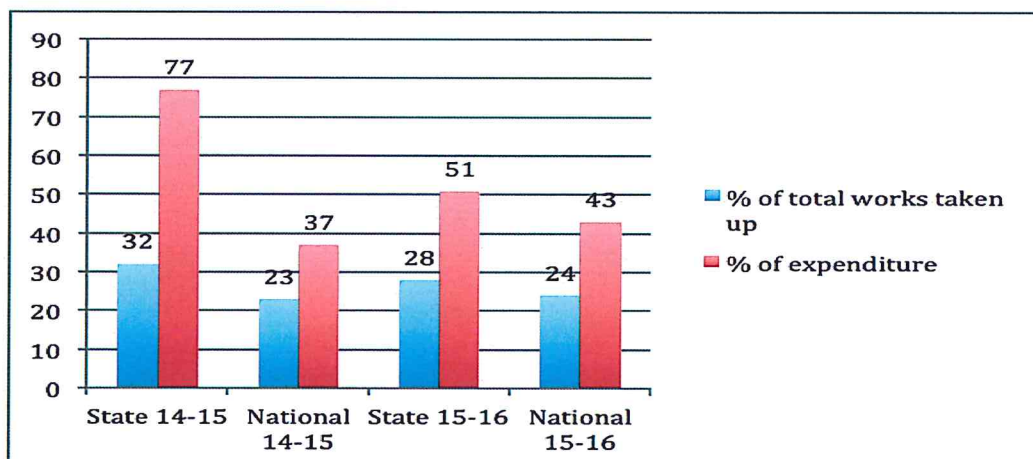
Category B Asset Creation



% of Works taken up under Category B in different sub categories



Category A Asset Creation



Persondays Generation

	During April	During May	During June	During July	During Aug.	During Sep.	During Oct.	During Nov.	During Dec.	During Jan.	During Feb.	Up to Feb.	Up to March
Persondays projected (in lakhs)	156	264	166	16	7	9	23	23	73	127	199	1063	1235
Persondays generated (in lakhs)	10	77	101	12	8	17	37	47	17	172	179	870	917
% Of Persondays generated	7	30	61	75	118	181	165	203	24	136	90	82	75