



**1st Half-Yearly Monitoring Report on
Mid-Day-Meal Scheme of Chhattisgarh State
(1st April 2014 to 30th September 2014)**

(Volume- I)



Districts Monitored

**Balodabazar
Bemetara
Durg
Kabirdham (Kawardha)
Kanker**

Dr.T.Vijaya Kumar



Monitoring Institution

**Centre for Equity and Social Development
National Institute of Rural Development & Panchayati Raj
(Ministry of Rural Development, Govt. of India)
Rajendranagar, Hyderabad 500030.**

2014

TABLE OF CONTENTS

VOLUME- I

Sl. No.	Particulars/Details	Page No.
	• Foreword	3
	• Acknowledgements	4
	• Composition of Monitoring Team	5
	• General Information	6
	• Executive Summary	7-16
1.	Introduction	17-21
2.	District Monitoring Report – Baloda Bazar (District No.1)	22-40
3.	District Monitoring Report –Bemetara (District No. 2)	41-56
4.	District Monitoring Report –Durg (District No.3)	57-76
5.	District Monitoring Report–Kabirdham (Kawardha)- (District No. 4)	77-91
6.	District Monitoring Report –Kanker (District No. 5)	92-106
7.	Conclusions and Recommendations	107-110
8.	Annexure - (List of Schools with U-DISE code visited by Monitoring Institution)	111-116

FOREWORD

National Institute of Rural Development & Panchayati Raj, Rajendranagar, Hyderabad, Monitoring Institute has been monitoring Mid-Day-Meal scheme in Chhattisgarh State as one of the Monitoring Institutions across the country for broad based monitoring of MDM activities.

This is the 1st half yearly report (Volume- I) for the year 2014-15 and is based on the data collected from five districts namely Balodabazar, Bemetara, Durg, Kanker & Kabirdham (Kawardha) of Chhattisgarh.

I hope the findings of the report would be helpful to both the Government of India and the State Government of Chhattisgarh to understand the grass root level problems in implementation as well as achievement of MDM in the State and to plan further necessary interventions.

In this context, I extend my hearty compliments to Dr. T. Vijaya Kumar, Associate Professor, Centre for Equity & Social Development of NIRD & PR and Nodal Officer for Monitoring of MDM in Chhattisgarh and team members who have rendered good service by taking initiative to visit the schools located in the inaccessible areas and preparing the report in time. I would like to appreciate the cooperation extended by the authorities of the Department of Public instruction, the District and Block officers of MDM during the time of monitoring.

Dr. M.V. Rao, IAS.,
Director General

National Institute of Rural Development & Panchayati Raj
Rajendranagar
Hyderabad.

ACKNOWLEDGEMENTS

The present Monitoring report is an outcome of committed research investigators to the field survey and cooperation received from Teachers and Head Masters concerned along with Educational Officers of the Chhattisgarh State. The author duly thanks them for their fullest cooperation and facilities provided in successful completion of the Monitoring Activities.

The author expresses gratitude and sincere thanks to Officials of Ministry of Human Resource Development, New Delhi for sponsoring this monitoring project.

I also take this opportunity to express a deep sense of gratitude to Dr. M.V.Rao, IAS, Director General, National Institute of Rural Development & Panchayati Raj, Hyderabad for providing an opportunity to undertake this monitoring project and encouragement for successful completion.

I gratefully thank Dr. R.R.Prasad, Professor & Head, Centre of Equity and Social Development, NIRD & PR, Hyderabad for his consistent encouragement, guidance for timely completion of this monitoring activity.

Special thanks to the Project Manager and consultants of TSG, Ed.Cil for the valuable information provided by them and cooperation extended in all aspects of the project.

I am obliged to staff members and monitors of this project, Mr. A. Ashwin Kumar, Project Assistant Dr. D. Radhakishan and Mr. M. S. Michael for their cooperation during the period of my assignment.

I wish to thank Mr. A. Prem Kumar, Mr. K. Sudheer Kumar and other staff members of Centre for Equity & Social Development for their contribution to this project by extending their cooperation.

Finally I thank Ms. S.V. Lakshmi for assistance and support in data entry, processing and bringing analytical output. Last but not the least, we express our thanks to all those who are directly and indirectly involved and helped in conducting the monitoring work of Mid-Day-Meal scheme in Chhattisgarh.

Dr. T. Vijaya Kumar
Associate Professor (CESD) &
Nodal Officer

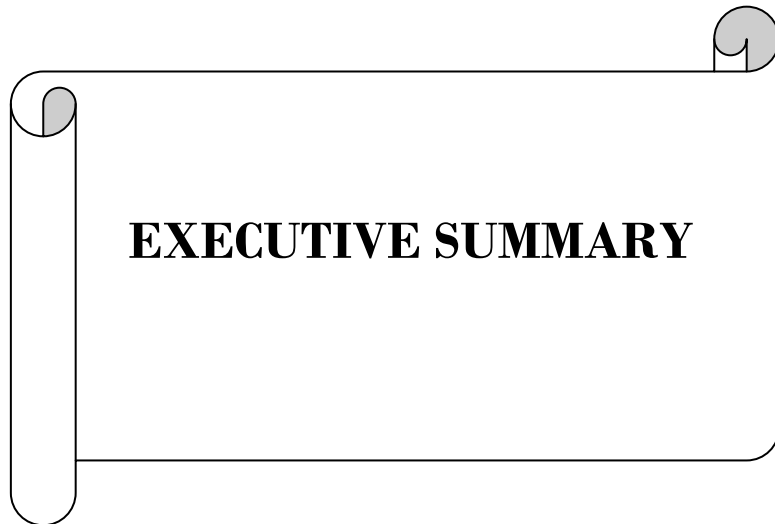
COMPOSITION OF MONITORING TEAM

S.NO.	NAME	DESIGNATION
1	Dr. T. VIJAYA KUMAR	PROJECT DIRECTOR
2	Dr. SONAL MOBAR	PROJECT CONSULTANT
3	Mr. A. ASHWIN KUMAR	PROJECT ASSISTANT

1st Half Yearly Monitoring Report (Volume-I) of National Institute of Rural Development & Panchayati Raj, Rajendranagar, Hyderabad (Monitoring Institution) on MDM in Chhattisgarh for the Period of 1st April 2014 to 30th September 2014.

General Information

Sl. No.	Information	Details
1.	Period of the report	1 st April 2014 to 30 th September 2014
2.	No. of Districts allotted	Five
3.	Districts' name	Balodabazar, Bemetara, Durg, Kabirdham and Kanker
4.	Month of visit to the Districts / Schools (Information is to be given district wise i.e District 1, District 2, District 3 etc)	1. Balodabazar : September 2014 2. Bemetara : July 2014 3. Durg : July 2014 4. Kabirdham : September 2014 5. Kanker : August 2014
5.	Total number of elementary schools (primary and upper primary to be counted separately) in the Districts Covered by MI (Information is to be given district wise i.e. District 1, District 2, District 3 etc.)	Detailed List category wise and District wise provided in Annexure
6.	Number of elementary schools monitored (primary and upper primary to be counted separately) Information is to be given for district wise i.e. District 1, District 2, District 3 etc)	The District wise details of schools are provided in Annexure
7.	Types of school visited	Total 40x6=240
a)	Special training centers (Residential)	3
b)	Special training centers (Non Residential)	3
c)	Schools in Urban Areas	8
d)	School sanctioned with Civil Works	2
e)	School from NPEGEL Blocks	3
f)	Schools having CWSN	3
g)	School covered under CAL programme	3
h)	KGBVs	3
8.	Number of schools visited by Nodal Officer of the Monitoring Institute	14
9.	Whether the draft report has been shared with the State: YES / NO	Yes
10.	After submission of the draft report to the SPO whether the MI has received any comments from the state: YES / NO	Yes
11.	Before sending the reports to the GOI whether the MI has shared the report with state: YES / NO	Yes
12.	Details regarding discussion held with state officials:	Before monitoring, information shared with State and Districts
13.	Selection Criteria for Schools:	In consultation with DPOs/DEO's
14.	List of Schools visited by MI:	Annexure



Executive Summary

The monitoring of Mid-Day-Meal was taken up during First Half Yearly period i.e, 1st April 2014 to 30th September 2014 by the monitoring institute i.e, NIRD & PR(Ministry of Rural Development, GOI), Rajendranagar, Hyderabad. Ten districts of Chhattisgarh i.e, Baloda Bazar, Bemetara, Durg, Kabirdham, Kanker, Kondagaon, Korea, Korba, Mungeli and Narayanpur districts. This report is **Volume-I** consists of five district reports namely **Baloda Bazar, Bemetara, Durg, Kabirdham (Kawardha) and Kanker.**

The Monitoring of MDM reveals the implementation of scheme and the district wise field based observation of five districts are given below.

I. Regularity in Serving meal

Balodabazar

In all the sample schools the hot cooked meal is provided to the children without any interruption, except in 3 schools, namely, Govt. P.S. Koudiya, Govt. M.S. Sarwani and Govt. P.S.Khamhedy.

Bemetara

It is observed that in majority of sample schools the hot cooked food is served on daily basis regularly without any interruption. However, The MI also observed that in some schools MDM was not supplied during June & July 2014.

Durg

In 32 out of 40 sample schools, it is observed that Self Help Groups are serving hot cooked meal daily without any interruption. In remaining 8 schools Centralized kitchen is supplying meal to the children.

Kabirdham

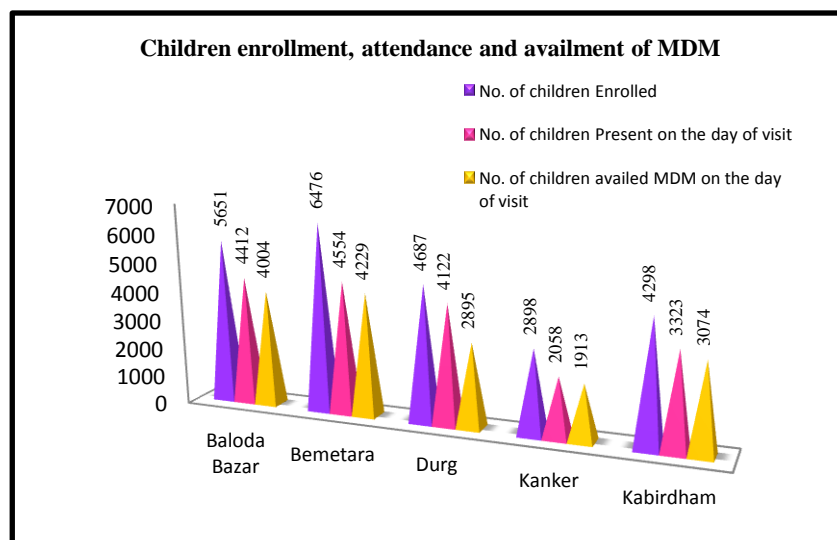
In Kabirdham district, except One school, P.S. Bhaibod in all other Sample Primary and Upper Primary Schools the hot cooked food is being served to the children. There is no interruption in serving of the Mid Day Meal.

Kanker

In Kanker district, in 40 sample schools, hot cooked meal is provided to the children daily without any interruption and only in one school, P.S. Tikarapara, hot cooked meal is not being served.

II. Trends- Extent of variation

Figure No.(i): Children enrollment attendance and availment of MDM



Balodabazar

Among the sample schools it is noticed that 5651 children are enrolled in and out of them 4412 attended, and 4004(70.8%) in are availing the MDM. On the day of MI's visit.

Bemetara

In Bemetara district among the sample schools, there is a variation in students' strength regarding availment of Mid-Day-Meal.

Among all the sample schools 6476 children were enrolled 4554 of children attended the school and 4229(65.3%) children are availing MDM on the day of MI visit.

Durg

In Durg district on the day of MI's visit, the Mid-Day-Meal was provided to the children of 61.7%. Whereas the school registers are indicating higher percentage of 88.8% children in Primary schools and 87.9% children in Upper Primary schools as attended and availed MDM.

Kabirdham

It is observed that on the day of MI's visit in sample schools 71.5% children are availing MDM. Whereas the school registers are indicating that in Primary Schools 73.89% and in Upper Primary Schools also 80.12% children are availing MDM. There is variation in school attendance and actual presence of children for MDM

Kanker

In all the sample schools it is noticed that 66% children are availing MDM, but the school registers show 85.7% children availment in Upper Primary Schools and 97.9% children availment in Primary Schools. There is variation in school attendance and actual presence of children for MDM

III. Regularity in delivering food grains

Balodabazar

In 3(17.60%) Primary Schools and 6(27.3%) Upper Primary Schools it is noticed that the food grains are delivered regularly. In remaining thirty (30) schools, foodgrains are not supplied regularly.

- In all the sample schools buffer stock of one month requirement is maintained.
- In some schools it is noticed that the cooking agencies are lifting food grains by arranging their own transport.

Bemetara

In Bemetara district it is noticed that only in 14 schools the food grains are delivered regularly whereas in remaining 25 schools the food grains delivery is delayed.

- In all schools, the buffer stock of one month requirement is maintained
- In some of the schools the cooking agencies are lifting the food grains from the fair price shop by arranging their own transport.

Durg

In all the sample schools it is noticed that the food grains were delivered regularly.

- In 64% of the sample schools the buffer stock is maintained. whereas as in rest of the schools the Buffer stock is not maintained.
- In 61.0% of the schools the cooking agencies are lifting the food grains from fair price shop by arranging their own transport.

Kabirdham

In 4(10%) of sample schools the food grains are delivered regularly whereas in 36(90.0%) schools the food grains delivery was not regular.

- In 76% of the sample Primary Schools and 89.5% Upper Primary Schools the buffer stock of one month requirement of food grains is maintained.
- In most of the schools the food grains are lifted by the cooking agencies from nearby fair price shops.

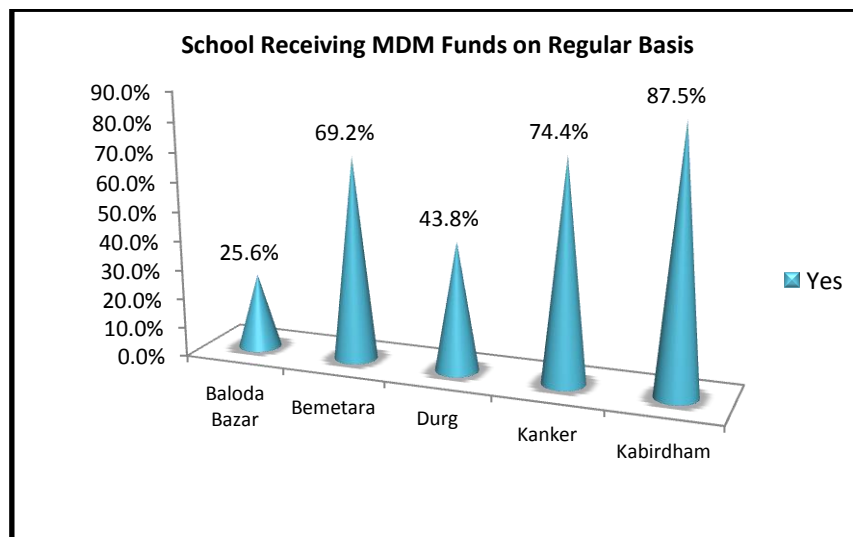
Kanker

The MI team has observed that in majority of the Sample Schools, food grains are delivered regularly.

- In 80% of the sample schools, the buffer stock of one month requirement is maintained.
- In 20% of the schools the food grains are lifted by the cooking agencies by arranging their own transport. It is reported that Transportation charges are a burden to the cooking agencies.

IV. Delivery of cooking cost

Figure No.(ii): School Receiving MDM Funds on Regular Basis



Balodabazar

In 3(17.6%) of sample primary schools and 7 (31.8%) of sample Upper Primary Schools, the MI has observed that the cooking agencies are receiving cooking cost regularly. In remaining 29 schools there is delay in payment of cooking cost.

Whenever there is delay, the cooking agencies are arranging the MDM on their own arrangement.

Bemetara

In 12 out of 39 schools the delay of delivery of cooking cost is observed in Bemetara district.

In case of delay, the cooking agencies are providing MDM on their own finance or sometimes by borrowing from others.

Durg

In Durg district nearly 43% of the schools are receiving cooking cost in advance whereas in the remaining schools the delay in payment of cooking cost is observed.

Kabirdham

In 37 out of 40 schools it is observed that the cooking cost is paid regularly through e-Transfer. Only in 3 schools namely P.S. Raghuaj Girls, Pandariya, UPS Sivanihurd and PS Bholbajja, Cooking cost is not received by the Cooking Agencies.

The delay in payment of cooking cost is observed as 2 to 3 months in 75% of the sample schools.

Kanker

In 6 out of 39 sample schools it is reported that the cooking cost is paid regularly whereas in 33 sample schools the delay in payment of cooking cost is observed.

V. Social Equity

The monitoring institute has observed that in all the 5 sample districts, there is no discrimination on any grounds while serving the MDM in sample schools.

VI. Variety of menu

In all the sample schools of 5 districts, the MI team has observed that the daily menu supplied under MDM has variety in the food and includes Rice, Dal and vegetables. Occasionally, Papad and Achar are also served in the MDM. On an average only 50% schools displayed weekly menu.

In 2 out of 5 districts monitored by NIRD&PR, there is a centralized kitchen. The schools which are receiving food from the centralized kitchen are showing the variety of food like rice, vegetable rice, kheer, soaked groundnuts and chana.

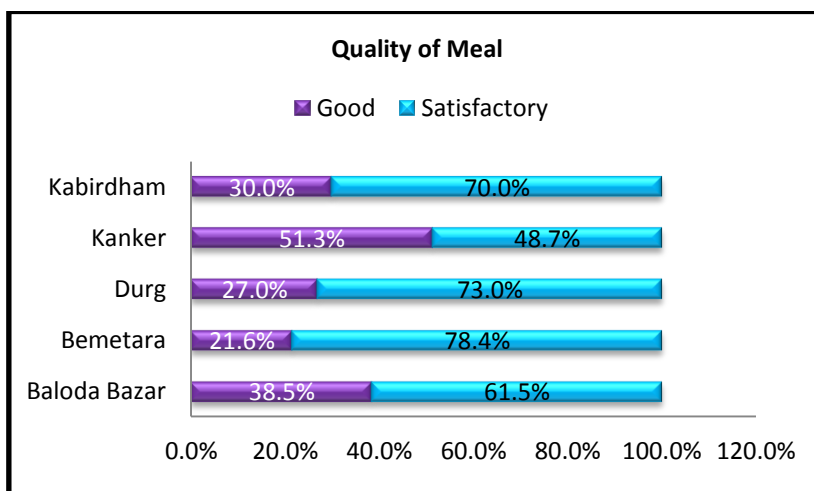
VII. Children's feedback on quantity of meal

In all the sample schools of the 5 districts, MI has taken children's feedback on quantity of MDM. It is observed that majority of the children are satisfied with the quantity of meal.

VIII. Children's feedback on quality of MDM

In majority of the sample schools of the 5 districts it is observed that children are satisfied with the quality of MDM. However, there is a lot of scope for improvement of quality of meal served through continuous monitoring of the department

Figure No.(iii): Quality of Meal



IX. Supply of supplementary Nutrients

In 50% of the sample schools monitored in 5 districts of Chhattisgarh reveals that, the supply of micro-nutrients like Iron, Folic Acid and vitamin 'A' to the children is on weekly/monthly basis. Usually they are administered by the teachers and ANM's who visit the schools from the Health department.

X. Status of cooks

In all the sample schools of the 5 districts in rural areas shows that the cook-cum-helpers are mostly appointed by the Self Help Groups (SHGs) and are inadequate to meet the requirements of MDM management. The remuneration paid to cook-cum-helpers in all the sample districts indicates that it is Rs.1200/- p.m. In 40% to 50% sample schools, the payment of remuneration is delayed to an extent of 1 to 3 months.

The social composition of the cooks in almost all the sample schools of the 5 districts shows that majority are from OBC community followed by SC/ST.

XI. Infrastructure

In majority 65% of the sample schools of the 5 districts are having pucca kitchen shed and the cooking agencies are using for MDM cooking.

In 20% of the sample schools of the 5 districts, indicates that the kitchen sheds are not available. However the cooking agencies are, cooking the MDM in other places like class rooms, temporary thatched houses, sometimes in open places also.

XII. Water facility

In majority of the sample schools of the 5 districts it indicates that the water facility, for drinking as well as cooking, is of Bore well/Tube well, followed by Tap connections. In some schools that agencies are lifting the water from nearby water services like Open well and panchayat Tube wells.

XIII. Kitchen devices

In majority (85%) of the sample schools of the 5 districts indicates that for cooking of MDM adequate utensils are available with the cooking agencies. However, the kitchen devices are found to be quite old and need replacement.

XIV. Fuel used for cooking

In 90% of the sample schools of 5 districts indicates that the cooking agencies are mainly using Firewood as the fuel for cooking of MDM followed by some schools using cow dung and LPG.

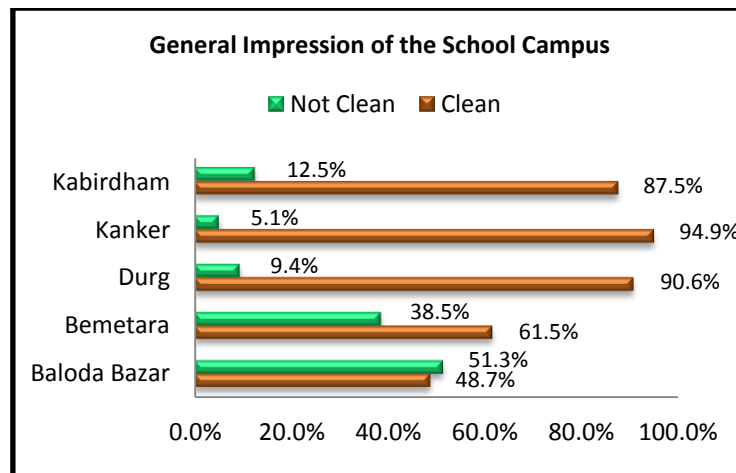
XV. Safety and Hygiene

In majority (90%) sample schools of the 5 districts the MI has observed that safety in storage of fuel and cooking of MDM is maintained.

As far as hygiene is concerned the cooking agencies are in routine, cleaning the hands with available water. But, the cooks are not wearing Gloves, Aprons and Headgears.

Further, it is also observed that while cooking, the cook-cum-helpers are not using clean kitchen towels/cloths in majority of the schools.

Figure No.(iv): General Impression of the School Campus



XVI. Community participation

In majority (95%) the sample schools of the 5 districts it is observed that parents and SMC members are occasionally visiting the schools to observe the MDM.

In few schools it is also observed that the SMC members are not observing the MDM. In few schools Village elders visit the school. Occasionally, Panchayat and Municipality members supervise MDM.

In some districts, the MI has observed that the SMC members received training on RTE and schools activities and are having little awareness about the MDM, but with regard to entitlement per child of food grain, dal and vegetable etc., the SMC members do not have any understanding.

XVII. Inspection and Supervision

In majority (80%) of the sample schools the MI has observed that block level official and visiting the schools and observing the MDM. However, these visits are not contributing much for the improvement of MDM serving in the schools.

Further, it is observed in Balodabazar and Durg districts, the centralized kitchen sheds are providing MDM to a substantial number of students but inspection and supervision of centralized kitchen is totally neglected and there is an urgent need to establish monitoring mechanism right from the cluster level to state level for effective implementation of MDM.

Conclusions and recommendations for improvement of the implementation of Mid-Day-Meal Scheme

The Monitoring of Mid-Day-Meal scheme in five districts of Chhattisgarh by the National Institute of Rural Development and Panchayati Raj (Monitoring Institute) reveals that some schools have not provided the relevant information. It shows that Head Masters and teachers concerned in the sample school do not have proper awareness about the MDM guidelines and also the children's entitlements. In all together the monitoring work for the First Half Yearly period i.e. 1st April, 2014 to 30th September, 2014 in Ten districts namely Balodabazar, Bemetara, Durg, Kabirdham (Kawardha), Kanker, Kondagaon, Korba, Koriya, Mungeli and Narayanpur and the Volume-I report indicates the status of implementation of MDM In five districts of Chhattisgarh on the basis of field monitoring by the investigators and the project monitoring team of NIRD&PR in all the five sample districts namely Baloda Bazar, Bemetara, Durg, Kabirdham (Kawardha), Kanker the following conclusions are drawn.

1. In majority of the sample schools of five districts the hot cooked meal is served everyday without any interruption. However in Bemetara and Balodabazar districts nearly 10-15 schools are not serving MDM everyday, many interruptions in serving of meal is noticed by the MI.
2. The availment of the Mid-Day-Meal in sample schools of all the five districts varies from 61.7% Durg , 65.3% Bemetara, 66% Kanker, 70.8% Baloda Bazar, 71.5% Kabirdham.
3. In majority (50%) of the sample schools it is observed that the food grains are received in time whereas the supply of food grains is delayed in other schools.
4. Majority (80%) of the sample schools in five districts noticed that buffer stock is maintained. But the storage of food grain by the cooking agencies is found to be improper.
5. In majority of the schools it is observed that the cooking cost is regularly paid to the cooking agencies. In some districts there is a delay in payment of cooking cost to cooking agencies.
6. There is a huge delay in payment of remuneration to cook-cum-helpers in all the five sample districts.
7. There is no discrimination of caste, gender and community in all the sample schools of the five districts in serving of Mid-Day-Meal.
8. In all the five sample districts it is observed that the variety of menu is being followed.
9. In majority (2 out of 5) of the districts monitored by MI it is reported that the quality of rice is not good. 'A' grade rice is not supplied to MDM of schools.
10. Majority (80%) of the schools are having the cook-cum-helpers appointed by Self Help Groups and they belong to OBC community followed by Scheduled Caste and Scheduled Tribes. The payment of remuneration to cook-cum-helpers was quite delayed i.e. 3-6 months.
11. The MI has observed that in some schools the constructed kitchen sheds are not according to the prescribed measurements.
12. The supplied kitchen utensils to the schools are very old and it is observed that in some schools the cooking agencies are still using the same utensils and in majority schools the cooking agencies have arranged the kitchen utensils on their own.
13. In majority (60%) schools the food grain is being stored in class rooms only. The storage of food grains is found to be un-hygienic.
14. In 85% of the sample schools the water facility is available for cooking and drinking.

15. In 90% of the schools in sample districts the fire wood is the fuel used for cooking of the Mid-Day-Meal.
16. Safety and cleanliness in the schools:
 - 80% of the schools are having clean campus in 80% of the schools teachers are encouraging the children to wash hands before and after the meal. In 80% of the schools, children conserve the water while washing hands and utensils.
 - The cook-cum-helpers are not maintaining proper cleanliness while cooking the food in most of the sample schools (70%).
17. In 90% of the schools parents and SMC members visit the schools to observe MDM occasionally.
18. In majority of the schools (90%) the SHG, SMC members and parents are not having knowledge about the entitlements and quantity of food grain, pulses and vegetables for cooking the Mid-Day-Meal.
19. In 90% Primary Schools and 75% Upper Primary Schools the block level officials are visiting the schools to see the MDM but the visits are not contributing much to the improvement of the programme.
20. The Mid-Day-Meal programme is helping the poor children to meet the hunger needs.

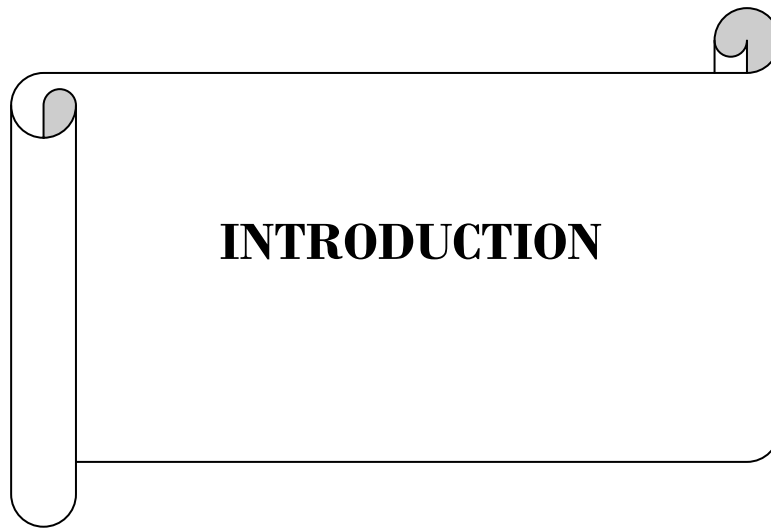
Conclusions on Centralized Kitchen

1. The Monitoring Institute has visited two centralized kitchens, one in Balodabazar and Durg each and observed that all the centralized kitchens are supplying hot cooked meal to the students.
2. It is observed that the MDM supplied through centralized kitchen is being delivered at the school point in between 10:00 am to 12:00 pm.
3. The menu supplied by the centralized kitchen in Durg is not suitable to the local community food habits and as a result most of the children are not eating properly.
4. In majority of the schools Mid-Day-Meal served through centralized kitchen is not having prescribed protein content.
5. It is noticed that there is no proper monitoring and supervision of centralized kitchens by the officials of School Education Department in the two centralized kitchens.

Recommendations and suggestions for further improvement of the programme

1. Menu boards should be displayed along with the entitlements of MDM in noticeable places of the schools for better awareness among students and parents.
2. Kitchen utensils are to be replaced immediately in all the sample Districts.
3. Awareness generation programmes for teachers, community members and cooking agencies are to be organized for effective implementation.
4. Kitchen sheds should be constructed as per the strength of the students and according to the prescribed norms of MDM immediately in all the schools.
5. The state should evolve a mechanism for reducing the delay of payment of remuneration to cook-cum-helpers as well as the cooking cost.
6. Proper monitoring mechanism has to be established from Cluster to State level for better delivery of MDM.
7. Centralized kitchens are to be discouraged for supply of MDM in the rural areas. In rural areas the MI has observed that most of the Self Help Groups are ready to supply the cooked Mid-Day-Meal to the children. Therefore, as per the guidelines of the scheme, SHGs are to be encouraged for promoting rural employment.

8. Centralized kitchens are to be monitored by the Department of School Education to ensure the quantity and quality of Mid-Day-Meal supplied through the centralized kitchens.
9. Daily issue registers are to be maintained at the school level particularly for rice and pulses.
10. All the cooking agencies are to be instructed to wear head gears, aprons and gloves while cooking and serving the Mid-Day-Meal.
11. The schools are advised to mandatorily maintain the record of food tasting before serving to the students.
12. Quality of the MDM has to be improved by involving community.



1. Introduction

1.1 Introduction

The Mid-Day-Meal is the world's largest school feeding programme reaching out to about **12 crore children** in over 12.65 lakh schools/EGS centers across the country. With a view to enhancing enrolment, retention and attendance and simultaneously improving nutritional levels among children, the National Programme of Nutritional Support to Primary Education (**NP-NSPE**) was launched as a Centrally Sponsored Scheme on **15th August 1995**, initially in 2408 blocks in the country. By the year 1997-98 the NP-NSPE was introduced in all blocks of the country. It was further extended in 2002 to cover not only children in classes I-V of Government, Government aided and local body schools, but also children studying in EGS and AIE centres. Central Assistance under the scheme consisted of free supply of food grains @ 100 grams per child per school a day, and subsidy for transportation of food grains up to a maximum of Rs 50 per quintal. During 2004 the scheme was revised to provide cooked Mid-Day-Meal with 300 calories and 8-12 grams of protein to all children studying in classes I-V in Government and aided schools and EGS/AIE centers.

From 2008-09 i.e. **1st April, 2008**, the programme covers all children studying in Government, Local Body and Government-aided primary and upper primary schools and the EGS/AIE centres including Madarsa and Maqtabas supported under SSA of all areas across the country. The calorific value of a Mid-Day-Meal at upper primary stage has been fixed at a minimum of 700 calories and 20 grams of protein by providing 150 grams of food grains (rice/wheat) per child/per day.

During the year 2009 the following changes have been made to improve the implementation of the scheme:-

- a) Food norms have been revised to ensure balanced and nutritious diet to children of upper primary group by increasing the quantity of pulses from 25 to 30 grams, vegetables from 65 to 75 grams and by decreasing the quantity of oil and fat from 10 grams to 7.5 grams.
- b) Cooking cost (excluding the labour and administrative charges) has been revised from Rs.1.68 to Rs. 2.50 for primary and from Rs. 2.20 to Rs. 3.75 for Upper Primary children from 1.12.2009 to facilitate serving meal to eligible children in prescribed quantity and of good quality. The revised cooking cost per child per school day w.e.f 1.07.2013 for primary is Rs.3.34 per child per day and Rs.5.00 for Upper Primary children.

(b) Engagement of cook-cum-helpers

The honorarium for cooks and helpers was paid from the labour and other administrative charges of Rs.0.40 per child per day provided under the cooking cost. In many cases the honorarium was so little that it became very difficult to engage manpower for cooking the meal. A separate component for Payment of honorarium @ Rs.1000 per month per cook- cum-helper was introduced from 1.12.2009. Honorarium at the above prescribed rate is being paid to cook-cum-helper. Following norms for engagement of cook-cum-helper have been made:

- (i) One cook-cum-helper for schools up to 25 students.
- (ii) Two cooks-cum-helpers for schools with 26 to 100 students.
- (iii) One additional cook-cum-helper for every addition of up to 100 students.

The expenditure towards honorarium of cook-cum-helper is shared between the center and the NER states on 90:10 basis and with other states/UT's on 75:25 basis.

1.2 Management, Monitoring and Evaluation (MME)

Government of India Provides assistance to States/ UTs for Management, Monitoring & Evaluation (MME) at the rate of 1.8% of total assistance on (a) free food grains, (b) transport cost (c) cooking cost and (d) Honorarium to cook-cum-helpers. Another 0.2% of the above amount will be utilized at the Central Government for management, monitoring and evaluation. The detailed guidelines issued by the Ministry vide letter No. F.1-15/2009-Desk (MDM) dated 21st June, 2010.

(a) Provision of Mid-Day-Meal during summer vacation in drought affected areas.

(b) Provision of essential infrastructures:

I) Kitchen-cum-stores:

The cost of construction of Kitchen-cum-store is determined on the basis of State Schedule of Rates and the plinth area norm laid down by the Department of School Education and Literacy, Ministry of Human Resource Development, Government of India depending on the number of children studying in schools. However, in case of unconventional item, which do not part of Schedule of Rates, the rates is approved by the State level Steering-cum-Monitoring Committee for MDM Scheme with the condition that such estimates should not exceed the cost of the similar design made through conventional item available in the Schedule of Rates. The cost of construction of Kitchen-cum-store is shared between the Centre and the NER States on 90:10 and with other States /UTs on 75:25 basis. The norm for construction of kitchen-cum-store is as follows 20 sq. mtrs. Plinth area for construction of Kitchen-cum-store in schools having up to 100 children. For every additional up to 100 children additional 4 sq.mt. Plinth area will be added. Slab of 100 children may be modified by the States/UTs depending upon local conditions. For example, the hilly areas, where the number of children in schools is less, may have larger slabs. In one State/UT, there can be more than one slab. However, the modified prescription of plinth area will have to conform to the above ceiling.

II) Kitchen Devices:

Government of India through this scheme provides assistance in a phased manner for provisioning and replacement of kitchen devices at an average cost of Rs. 5,000 per school. States/ UT Administration will have the flexibility to incur expenditure on the items listed below on the basis of the actual requirements of the school (provided that the overall average for the State/ UT Administration remains Rs. 5000 per school):

- a. Cooking devices (Stove, Chulha, etc.)
- b. Containers for storage of food grains and other ingredients and,
- c. Utensils for cooking and serving.

1.3 Objectives of Monitoring by the Independent Research Institution:

Sarva Shiksha Abhiyan (SSA) & Mid-Day-Meal Scheme are the initiatives of the Government of India to achieve the goal of Universalization of Elementary Education. For successful implementation of the Programme, an effective monitoring system is essential. Monitoring is very important for any programme and it is required on continuous basis. The Ministry felt that it would be more fruitful to involve professional institutions in this task. Accordingly, the Department of School Education & Literacy, during the year 2003-2004, had identified key monitoring institutions to monitor the implementation of the programme in the States/ UTs.

After enactment of RTE Act, 2009 the education scenario has changed and in order to undertake the field monitoring more intensively and rigorously, the Ministry has recently revised the Terms of Reference (ToR) with consultation with MIs, in a National Review Meeting held in June, 2010 for Monitoring of SSA-RTE and MDM. The revised ToR would be for two years and is effective from October 1st, 2013.

The MI shall monitor the Schemes with the objectives of:

- (i) Assessment and analysis of the implementation of the approved interventions and processes underlying these Interventions at the habitation and school level keeping in view the overarching goals of these schemes and the provisions under RTE Act, 2009 and,
- (ii) Identification of the social, cultural, linguistic or other barriers coming in the way of successful implementation of the schematic interventions and attainment of these goals.

1.4 Methods Used

Data collection tools were developed by the Sub Group of Monitoring Institutions formulated by the Ministry of Human Resource Development, GoI. Data was then collected by the qualified monitors from the Ten districts. Five districts in Volume-I report and Five districts in Volume-II are presented. The methods used in data collection included observation, interviews, focus group discussions and meetings. The tools used included monitoring tools and focus group discussion checklists.

1.5 Collection of Data

For the purpose of data collection, the study team made physical visit to all the schools for preliminary interaction with teaching staff and appraising themselves with the physical and academic conditions prevailing thereof. Since the data collection is to be covered in a span of less time and the task is of gigantic proportion, required number of research investigators were identified and trained thoroughly in terms of appropriate data collection methods. Specific care has been taken to identify the research investigators keeping in view the requirement of exposure to school education. Hence, Post Graduates having B.Ed., M.Ed., and M.Phil. qualification were specifically drafted as research investigators for

the purpose of the study. They were in turn given a five-day orientation on data collection, observation and capturing the information from the schools and then placed for actual data collection. The school management concerned was informed in advance to keep the records ready for secondary data collection as well. On the day of visit to the schools, the structured schedule was administered for primary data collection under the supervision of research team.

1.6. Sample Schools Monitored

The schools that were monitored during First Half yearly period i.e. April 1, 2014 to September 30, 2014, by the monitoring institute i.e. National Institute of Rural Development & Panchayati Raj, Rajendranagar, Hyderabad in Ten districts of Chhattisgarh which include the following: 1. Balodabazar 2. Bemetara 3. Durg 4. Kabirdham (Kawardha) 5. Kanker 6. Kondagaon 7. Korba 8. Korea 9. Mungeli and 10. Narayanpur. Five districts in Volume-I report (1. Balodabazar 2. Bemetara 3. Durg 4. Kabirdham (Kawardha) and 5. Kanker) and Five districts in Volume-II (1. Kondagaon 2. Korba 3. Korea 4. Mungeli and 5. Narayanpur) are presented separately.

In each district as per the ToR the Monitoring Institute is supposed to monitor the 40 schools with due representation to certain interventions as well as Urban and Rural areas. Before starting the monitoring activity the State Project Office has been informed about the monitoring districts and requested the Director Public Instruction and Director for Mid-Day-Meal scheme to instruct the concerned District Educational Officers about the activity of monitoring. The schools in each district are identified in consultation with the District Project Officers/ District Educational Officers of the concerned district and at the time of monitoring the District project officers, DEO's and their representatives also accompanied along with the monitoring teams of the Monitoring Institute. The selected schools in each district represents 40 out of which 8 schools are from the Urban area, 3 schools from Computer Aided Learning Schools, 3 schools from KGBV, 2 Schools from Civil Works and the remaining schools are from Rural and Special Training centers and National Child Labor Project Schools (NCLP) schools wherever the establishments are available. Out of the 40 schools the schools which are implementing Mid-Day-Meal scheme are covered for monitoring of MDM. The detailed list of schools monitored are provided in Annexure.



**DISTRICT REPORT OF
BALODABAZAR**

2. District Level Half Yearly Monitoring Report

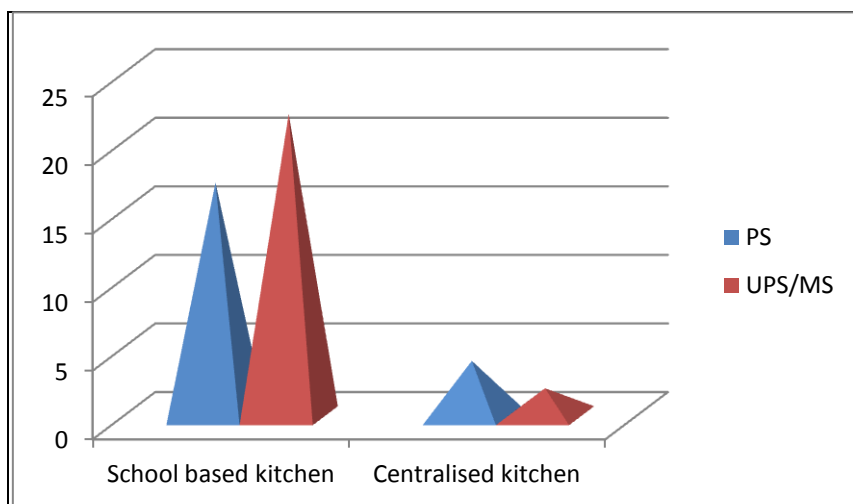
District: BALODA BAZAR

1.REGULARITY IN SERVING MEAL:

Whether the school is serving hot cooked meal daily? If there was interruption, what was the extent and reasons for the same?

Among the selected 45 sample schools, the MI has observed that in 39 schools of Balodabazar district, the food is being supplied by the Self Help Groups, out of these 17 are Primary Schools and 22 are Upper Primary schools; in 6 schools the food is being supplied by the Centralized kitchen, out of which 4 are Primary Schools and 2 are Upper Primary Schools.

Figure No. 2(a): Distribution of sample schools in Balodabazar district



Children taking MDM

Out of the 39 selected sample schools in Balodabazar district, it is observed that in 16 (94.1%) Primary Schools, the food is being served 'hot' to the school children on daily basis. In case of 20 (90.9%) Upper

Primary schools, the food is being served hot and whereas in other schools, namely, Govt.PS, Kodiya , Govt.MS, Sarwani and Govt.PS, Khamhedyia it is observed that hot food is not being served to the students.

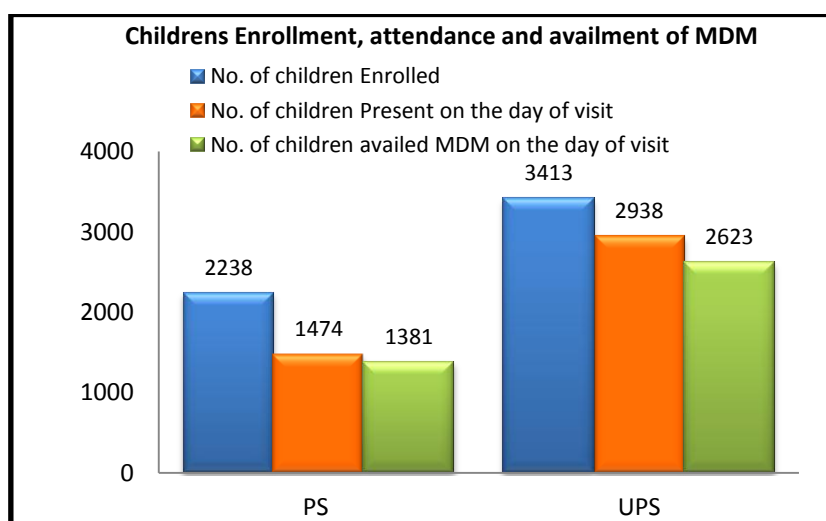
Table No. 2.1: Details of Serving of Hot cooked meal daily in sample schools					
Category			Area		Total
			Rural	Urban	
PS	The school is serving hot cooked meal daily	Yes	15 93.8%	1 100.0%	16 94.1%
		No	1 6.2%	0 .0%	1 5.9%
	Total		16 100.0%	1 100.0%	17 100.0%
UPS / MS	The school is serving hot cooked meal daily	Yes	15 88.2%	5 100.0%	20 90.9%
		No	2 11.8%	0 .0%	2 9.1%
	Total		17 100.0%	5 100.0%	22 100.0%

2. TRENDS:

Extent of variation (As per school records vis-à-vis Actual on the day of visit)

The Monitoring team visited 39 sample schools of Balodabazar district. The total enrolment of 17 sampled Primary schools is 2238 out these 1474(65.86%) children attended the school and out of the attended children 1381(61.7%) children availed the Mid-Day-Meal. In respect of 22 sampled Upper Primary schools, the total enrolment recorded as per the attendance registers is 3413. Out of the total enrolled children 2938(86.11%) children attended the school and among the attended 2623(76.85%) children availed the MDM on the day of the visit to the schools by the MI.

Figure No. 2 (b): Enrolment and Attendance of children for Mid-day meals



3. REGULARITY IN DELIVERING FOOD GRAINS TO SCHOOL LEVEL:

(i) Is school receiving food grain regularly? If there is delay in delivering food grains, what is the extent of delay and reasons for the same?

(ii) Is buffer stock of one-month's requirement is maintained?

(iii) Is the food grains delivered at the school?

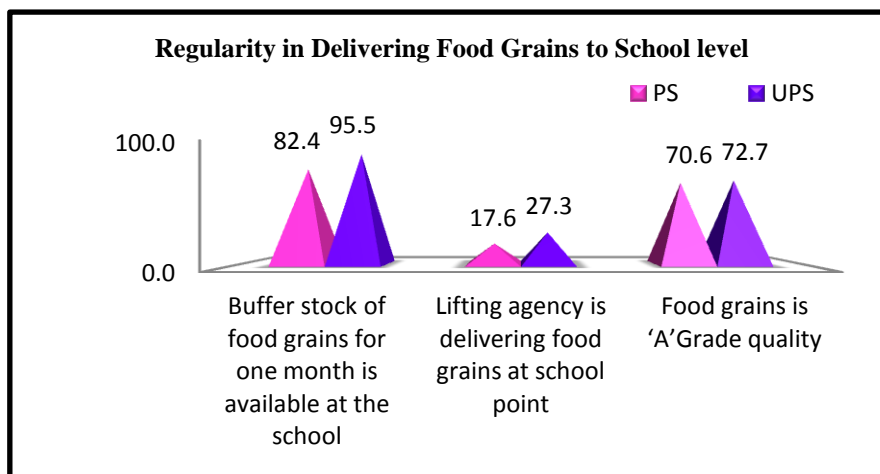
In the 39 sample schools of Balodabazar district visited by the MI, it is noticed that in 3(17.6%) of the Primary schools, the food grains are delivered to schools regularly. In the case of Upper Primary Schools, in 6(27.3%) of the sample schools the food grains are delivered to the schools regularly. The MI has observed the regular supply of food grains is not done regularly in PS, Godeliya, Govt.MS, Girls, Govt.PS, Nayagunj, Govt.MS, Dhurabandh, KGBV, Bhanthpara, Govt.UPS, Khairgat, Govt.UPS, Chanderi, Govt.PS, Chanderi, Govt.MS, Banskara, Govt.MS Girls, Hathbandh, Govt.PS, Kamta, Govt.MS, Vatgan, Govt.PS, Binori, Govt.PS, Sakri, Govt.PS, Kodiya, Govt.MS, Kodiya, Govt.MS, Sarwani, Govt.PS, Sarwani, Govt.UPS, Mudpar, Govt.PS, Kalmidhi, KGBV, Kasdol, Govt.PS, Kosamsara, Govt.UPS, Kasdol, Govt.UPS, Kot, Govt.MS, Navangon, Govt.PS, Navangon, Govt.PS, Godhi, Govt.PS, Khamhedy, Govt.PS, Amlidhi and Govt.PS, Mudpar.

With respect to the buffer stock (one month's requirement of food grain,) it is observed that the buffer stock is being maintained in 14(84.2%) sample Primary Schools and 21(95.5 %) Upper Primary schools, in the rest of the sample schools the buffer stock is not maintained. They are Govt.PS, Chanderi, Govt.MS, Navangon, Govt.PS, Navangon and Govt.PS, Khamhedy.



Buffer stock in PS Binori

Figure No. 2(c): Availability of Food grains



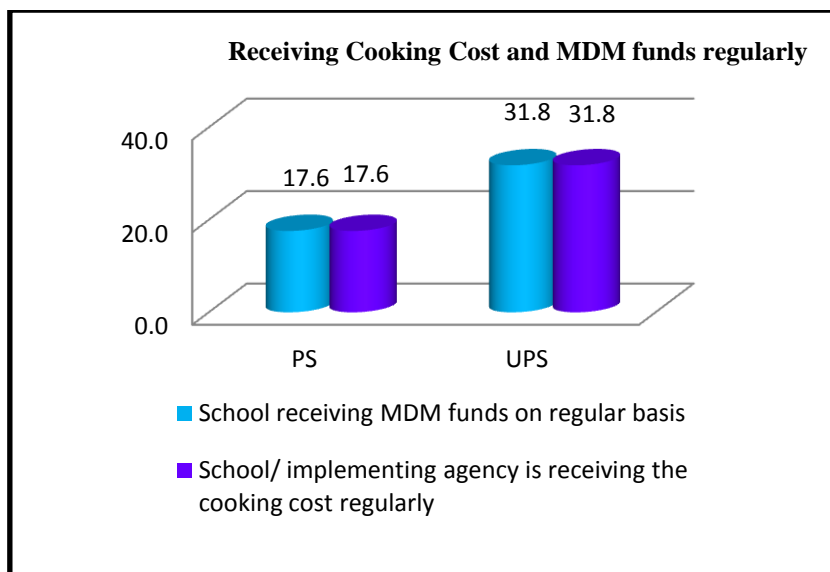
4. REGULARITY IN DELIVERING COOKING COST TO SCHOOL:

- (i) Is school receiving cooking cost in advance regularly? If there is delay in delivering cooking cost what is the extent of delay and reasons for it?**
- (ii) In case of delay, how schools manage to ensure that there is no disruption in the feeding programme?**
- (iii) Is cooking cost paid by Cash or through banking channel?**

The MI has noticed that in 3(17.6%) Primary schools and 27(31.8%) Upper Primary schools of 39 sample schools of Balodabazar district, the schools and implementing agency is receiving the cooking cost regularly. In the rest of the schools the cooking cost grant is not being received regularly. They are: PS, Godeliya, Govt.PS, Nayagunj, Govt.MS, Dhurabandh, Govt.UPS, Khairgat, Govt.PS, Chanderi, Govt.MS, Banskara, Govt.PS, Kamta, Govt.MS, Vatgan, Govt.PS, Binori, Govt.PS, Sakri, Govt.MS, Binori, Govt.PS, Kodiya, Govt.MS, Kodiya, Govt.MS, Sarwani, Govt.PS, Sarwani, Govt.UPS, Mudpar, Govt.PS, Kalmidhi, Govt.MS, Kanyakatgi, KGBV, Kasdol, Govt.PS, Kosamsara, Govt.UPS, Kot, Govt.MS, Darva, Govt.MS, Navangon, Govt.PS, Navangon, KGBV, Balodabazara, Govt.PS, Amlidhi, Govt.PS, Topa, Govt.PS, Navagon and Govt.PS, Mudpar. Further, it is observed that in majority of the Primary Schools and Upper Primary Schools visited by the MI, it is reported by the teachers and head masters that the food grains are released to schools by the ration shop owners after adjusting the unspent balance of the previous month.

In all the 39 schools visited by the MI it is observed that the cooking cost is being paid to the agencies through e-transfer.

Figure No. 2(d): Receiving Cooking Cost and MDM funds regularly



5. SOCIAL EQUITY:

Did you observe any gender or caste or community discrimination in cooking or serving or seating arrangements?

The Monitoring Institute has observed that there is no gender or caste or community discrimination in cooking or serving of Mid-Day-Meals in the Primary Schools, but biased attitude was found in only 1(5.6%) Upper Primary School.

6. VARIETY OF MENU:

Has the school displayed its weekly menu, and is it able to adhere to the menu displayed?

As per the norms, the schools have to display the menu boards in noticeable places of the school premise and follow the same daily. The Monitoring team has noticed that out of 17 sample Primary schools, in 7(41.2%) schools the weekly menu is displayed and followed. In respect of 22 sample Upper Primary schools in 14(63.6%) schools the weekly menu is displayed and followed. The schools which have not displayed the weekly menu in the prominent and noticeable place are: PS, Godeliya, Govt .PS, Nayagunj, Govt. UPS, Khairgat, Govt. PS, Chanderi, Govt. MS, Banskara, Govt. PS, Indira colony, Govt. PS, Kodiya, Govt. UPS, Mudpar, Govt. PS, Kalmidhi, Govt. UPS, Kasdol, Govt. UPS, Kot, Govt. MS, Navangon, Govt. PS, Navangon, Govt. Girls, MS, Simga, Govt. PS, Godhi, Govt. PS, Khamhedy, Govt. PS, Amlidhi and Govt. PS, Mudpar.



Use of Iodized salt and branded papads in MDM

Category			Area		Total
			Rural	Urban	
PS	Weekly menu is displayed at a prominent place noticeable to community	Yes	7 43.8%	0 .0%	7 41.2%
		No	9 56.2%	1 100.0%	10 58.8%
	Total	16 100.0%	1 100.0%	17 100.0%	
UPS / MS	Weekly menu is displayed at a prominent place noticeable to community	Yes	10 58.8%	4 80.0%	14 63.6%
		No	7 41.2%	1 20.0%	8 36.4%
	Total	17 100.0%	5 100.0%	22 100.0%	

7. (i) Is there variety in the food served or is the same food served daily? Does the daily menu include rice / wheat preparation, dal and vegetables?

(ii) Does the daily menu include rice / wheat preparation, dal and vegetables?

In majority of the Primary Schools and the Upper Primary Schools visited by MI in Baloda bazar district, it is observed that variety of the food is being served in accordance with daily menu. Daily menu includes rice and dal in all the schools whereas occasionally vegetables are being served.

8. QUALITY & QUANTITY OF MEAL:

Feedback from children on

- Quality of meal:**
- Quantity of meal:**
- {If children were not happy Please give reasons and suggestions to improve.}**

Category			Area		Total
			Rural	Urban	
PS	Quality of meal	Good	5 31.2%	1 100.0%	6 35.3%
		Satisfactory	11 68.8%	0 .0%	11 64.7%
	Total	16 100.0%	1 100.0%	17 100.0%	
UPS / MS	Quality of meal	Good	5 29.4%	4 80.0%	9 40.9%
		Satisfactory	12 70.6%	1 20.0%	13 59.1%
	Total	17 100.0%	5 100.0%	22 100.0%	

Table No.2.4: Quantity of meal					
Category			Area		Total
			Rural	Urban	
PS	Quantity of meal	Good	7 43.8%	1 100.0%	8 47.1%
		Satisfactory	9 56.2%	0 .0%	9 52.9%
	Total	16 100.0%	1 100.0%	17 100.0%	
UPS / MS	Quantity of meal	Good	9 52.9%	2 40.0%	11 50.0%
		Satisfactory	8 47.1%	3 60.0%	11 50.0%
	Total	17 100.0%	5 100.0%	22 100.0%	

The Monitoring team has observed that in 6 (35.3%) Primary Schools the children reported that the quantity of the MDM supplied was good and in 11 (64.7%) Primary Schools they said quality was satisfactory, followed by 11 (50.0%) Upper Primary Schools the children opined that the quantity is good and 11 (50.0%) opined quality of meal was satisfactory.

Children's Reaction to Quality and Quantity of food

The Quality of the rice and Dal is reported to be good in majority sample schools. Whereas in the remaining 10% schools the quality of rice and dal is reported to be of substandard quality. In terms of Quantity of rice and Dal, children reported that they are happy.

The reasons for not feeling happy are that the supplied rice is not good. Sometimes rice is not cooked properly.

9. SUPPLEMENTARY:

- (i) **Whether children are given micronutrients (Iron, folic acid, vitamin – A dosage) and de-worming medicine periodically?**
- (ii) **Who administers these medicines and at what frequency?**
- (iii) **Is there school Health Card maintained for each child?**

The Monitoring Institute has observed that among the 39 sample schools, out of the 17 sample Primary Schools in 10(58.8%) schools, the children are given micro nutrients like Folic acid, iron and Vitamin A. With regard to the 22 sample Upper Primary schools, in 19(86.4%) schools children are provided with micro nutrients like Folic acid, iron and Vitamin A. The schools which are not given micronutrients are: Govt.UPS, Khaigat, Govt.PS, Chanderi, Govt.MS, Banskara, Govt.PS, Kamta, Govt.PS, Kodiya, Govt.UPS, Kasdol, Govt.MS, Navangon, Govt.PS, Navangon, Govt.Girls MS, Simga, and Govt.PS, Mudpar.

The nutrients are provided on weekly/monthly basis in majority of the schools. It is observed that the micro nutrient support is provided in convergence with the health department.

Table No.2.5: Children are given micro nutrients like Folic acid, Iron, and Vit A					
Category			Area		Total
			Rural	Urban	
PS	Children are given micro nutrients like Folic acid, Iron, and Vit A	Yes	9 56.2%	1 100.0%	10 58.8%
		No	7 43.8%	0 .0%	7 41.2%
	Total		16 100.0%	1 100.0%	17 100.0%
UPS / MS	Children are given micro nutrients like Folic acid, Iron, and Vit A	Yes	14 82.4%	5 100.0%	19 86.4%
		No	3 17.6%	0 .0%	3 13.6%
	Total		17 100.0%	5 100.0%	22 100.0%

10.STATUS OF COOKS:

- (i) **Who cooks and serves the meal? (Cook/helper appointed by the Department or Self Help Group, or NGO or Contractor)**
- (ii) **Is the number of cooks and helpers adequate to meet the requirement of the school?**
- (iii) **What is remuneration paid to cooks/helpers?**
- (iv) **Are the remuneration paid to cooks/helpers regularly?**
- (v) **Social Composition of cooks /helpers? (SC/ST/OBE/Minority).**

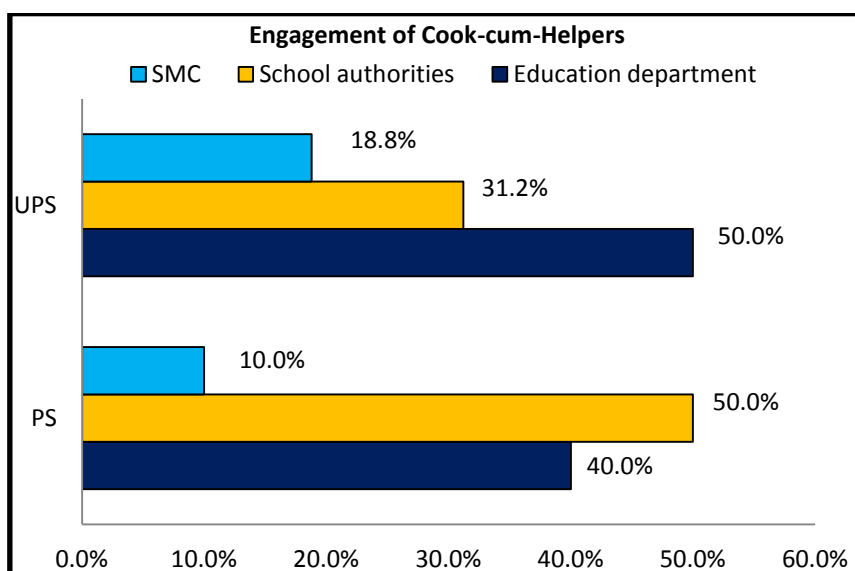
Out of the 17 sampled Primary Schools visited by the MI with regard to the engagement of cook-cum-helpers, it is observed that in 40.0% schools, they are engaged by the Education Department, in 50.0% schools they are engaged by the School authorities and in 10% of the schools they are engaged by the School Management Committee. In respect of 22 sampled Upper Primary Schools, it is observed that in 50.0% schools the cook-cum-helpers are engaged by the Education department, in 31.2% schools they are engaged by the School authorities and in 18.8% schools the cook-cum-helpers are engaged by the School Management Committee.

The meal is cooked by the cooks and helpers from the Self-Help Groups/Individual agency. It is observed that the cooks and helpers are adequate in number and meet the demand. The appointment of cooks-cum-helpers is according to the guidelines issued by the State Government and Central Government.

It is noticed by the MI that Rs. 1200 is being paid as honorarium for helpers in the sample schools and the payment is regular. The Social composition of the Cooks indicates that the majority of them belong to the OBC community, followed by Scheduled Tribe and Schedule Castes.

Category			Area		Total
			Rural	Urban	
PS	Remuneration paid to cooks cum helpers regularly	Yes	3 18.8%	0 .0%	3 17.6%
		No	13 81.2%	1 100.0%	14 82.4%
	Total	16 100.0%	1 100.0%	17 100.0%	
UPS / MS	Remuneration paid to cooks cum helpers regularly	Yes	6 35.3%	4 80.0%	10 45.5%
		No	11 64.7%	1 20.0%	12 54.5%
	Total	17 100.0%	5 100.0%	22 100.0%	

Figure No. 2(e): Engagement of Cook-cum-Helper

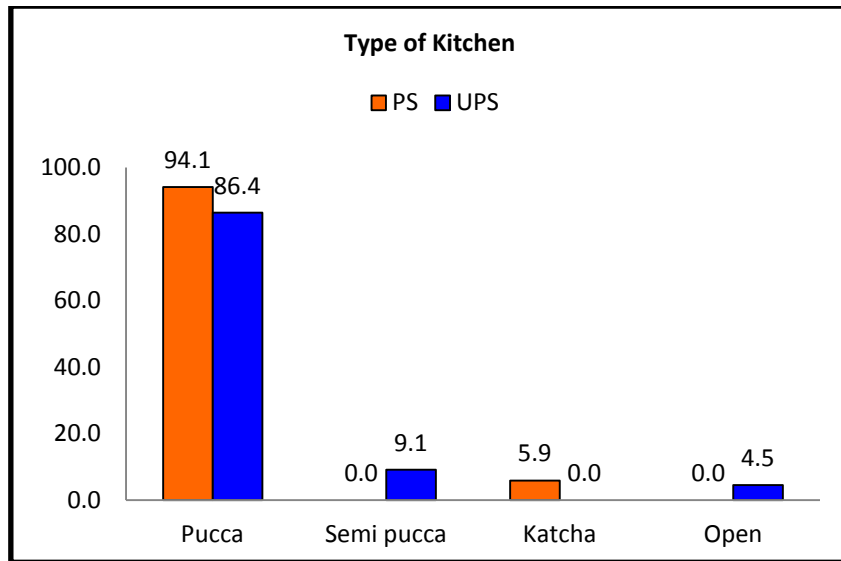


11. INFRASTRUCTURE:

- (a) Is a pucca kitchen shed-cum-store:
- (b) Constructed and in use
- (c) Constructed but not in use under
- (d) Under construction
- (e) Sanctioned, but constructed not started
- (f) Not sanctioned
- (g) Any other (specify)

The Monitoring team found that in 94.1% Primary Schools and 86.4% Upper Primary Schools, the pucca kitchen was in use. Whereas, in 4.5% Primary Schools the open kitchen was in use.

Figure No. 2(f): Type of Kitchen



Kitchen shed in Chanderi School



Cooking of MDM at MS Mudpar



Water facility for Mid-Day-Meal at MS Kasdol

12. In case the pucca kitchen shed is not available, where is the food being cooked and where the food grains /other ingredients are being stored?

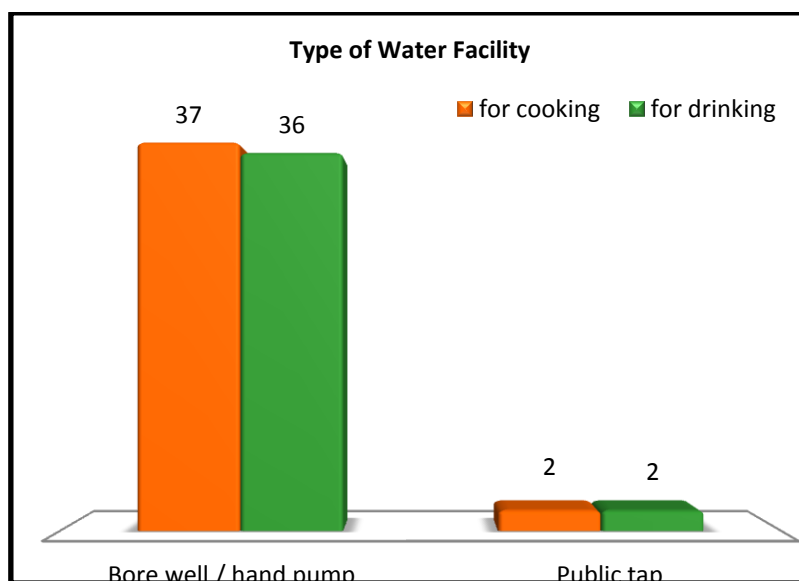
It was observed by the monitoring team that in 2 (25.00%) Primary Schools and 2 (33.3%) Upper Primary Schools, cooking was being done under a thatched house and in 6 (75.00%) Primary Schools and 1 (16.7%) Upper Primary Schools it was done in open space.

It was observed by the monitoring team that in 12 (63.2%) Primary Schools and 11 (68.8%) Upper Primary Schools, food grains were stored in Classrooms, and in 4 (21.1%) of Primary Schools they were stored in HM's room and 5 (31.2%) Upper Primary Schools it was stored in other places.

13. Whether potable water is available for cooking and drinking purpose

It is mandatory for all schools to provide drinking water to all students and also for cooking of the MDM. In respect of facilities available for potable water for cooking and drinking purpose, it was noticed that in both primary and upper primary schools, 37 and 36 bore well/hand pump water was being used for cooking and drinking. Therefore, majority of the schools seemed to depend on bore wells/hand pumps for fulfilling the water requirements. The details are given in Figure 1.4.

Figure No.2(g): Type of water facility



14. Whether utensils used for cooking food are adequate?

Among the 39 sample schools visited by the Monitoring Institute, in Balodabazar district it is observed that all schools have adequate cooking vessels for cooking the MDM.

15. What is the kind of fuel used? (Gas based/firewood etc.)

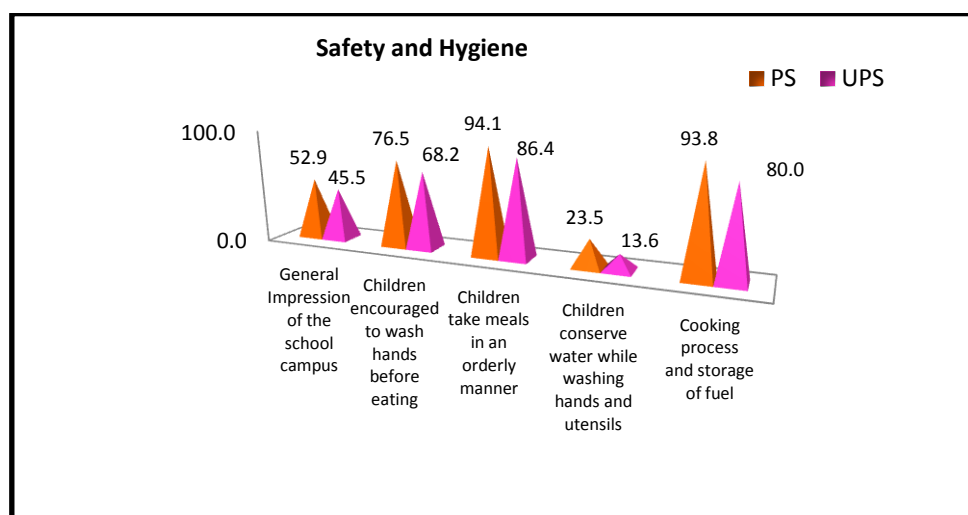
In 100.0% Primary Schools and Upper Primary Schools, the monitoring team observed that firewood was being used as fuel to cook MDM.

16. SAFETY & HYGIENE:

- i. **General Impression of the environment, Safety and hygiene:**
- ii. **Are children encouraged to wash hands before and after eating**
- iii. **Do the children par take meals in an orderly manner?**
- iv. **Conservation of water?**
- v. **Is the cooking process and storage of fuel safe, not posing any fire hazard?**

Regarding the safety and hygiene of the school campuses, the monitoring team observed that in 54.5% Primary Schools and in 78.9% Upper Primary Schools of the sample schools maintained clean campus.

Figure No.2(h): Safety and Hygiene



Encouragement of children to wash hands is also a duty of the teachers. The monitoring teams observed that in 52.9% Primary Schools and 45.5% Upper Primary Schools, children were encouraged by the teachers to wash hands before and after taking food.

It is the duty of the schools to serve hot cooked meal to the students and the latter to receive it in an orderly manner. Teachers are deputed to see that children sit in proper rows, preferably on jute mats, after washing hands, and say a word of prayer before taking their food. The monitoring institute found that in 94.1% Primary Schools and 86.4% Upper Primary Schools the children took food in an orderly manner.

In 23.5% Primary Schools and 13.6% Upper Primary Schools, the children were found to be conserving water while washing hands and utensils.

In 93.8% Primary Schools and 80.0% Upper Primary Schools, the monitoring team found that cooking process and storage of fuel was safe.



Children’s hand wash for MDM at MS Mudpar

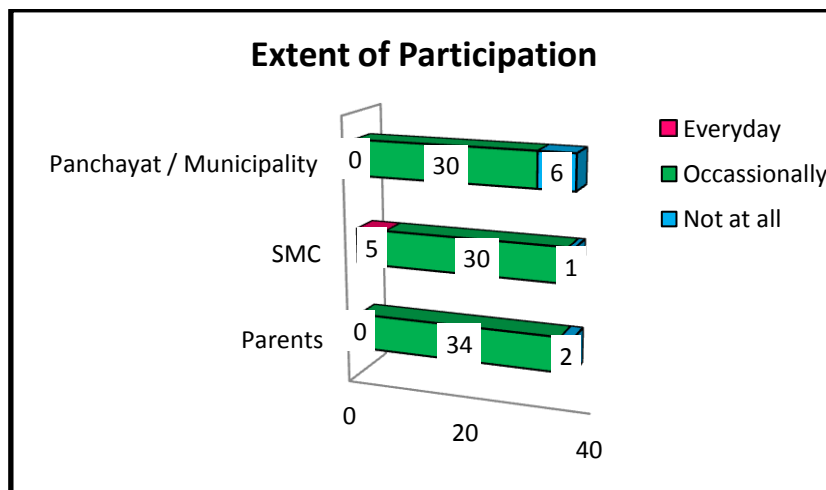
17. COMMUNITY PARTICIPATION:

Extent of participation by Parents/SMCs/Panchayats/Urban bodies in daily supervision, monitoring, participation

Community participation is an integral part of development of schools. It was observed by the monitoring team that the participation of parents, SMC members, members of Panchayats and urban bodies in school management activities.

In the schools of the sample the MI has noticed that SMC members and parents occasionally visit the schools for participating in schools activities. In 02 schools it is noticed that there is no participation of SMC members and parents in school activities.

Figure No. 2(i): Extent of participation



Regarding the extent of participation, it was observed by the monitoring team that SMC members showed more participation as compared to parents and members of Panchayat and Municipality.

Regarding the perception of overall implementation of MDM program, the monitoring team found that in 50.0% Primary Schools the parents felt that they are quite satisfactory about the MDM, whereas in 16.7% Primary Schools average implementation was observed.

In case of Upper Primary Schools the community perceives that in 33.3% of the schools, the implementation was found to be satisfactory, followed by 16.7% schools where it was found to be good.

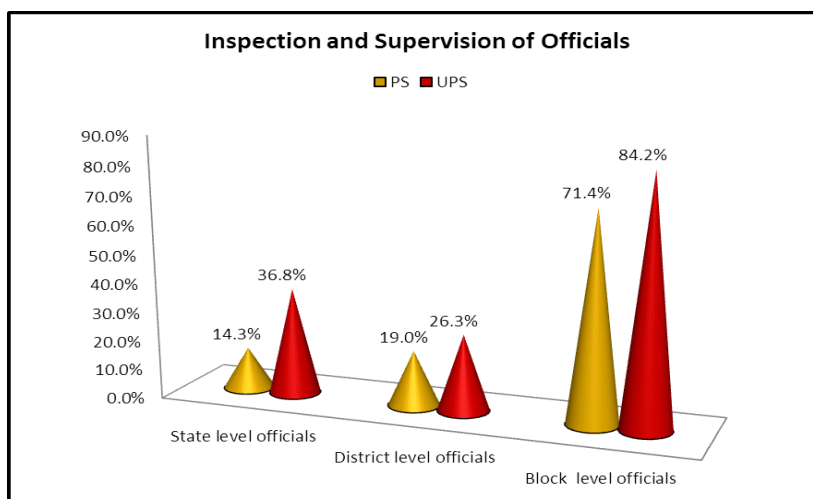
Regarding the perception of overall implementation of MDM program, the monitoring team found that in all primary and supper primary schools, SMC members’ opinion was satisfactory.

18. INSPECTION & SUPERVISION

Has the mid- day meal programme been inspected by any state/district/block level officers/officials

It is observed by the monitoring team that in 21 (100.0%) sample Primary Schools and 18 (100.0%) sample Upper Primary Schools the state level officials visit the schools and see the MDM implementation whereas in 01 (4.8%) Primary Schools and 02 (11.11%) Upper Primary Schools the MI has noticed that District Level Officials like DEOs visit the schools for MDM inspection. In 15 (71.4%) Primary Schools and 14 (77.80%) Upper Primary Schools the MI has noticed that Block Level Officials visit the schools for MDM inspection. But in practice these visits have not contributed for any improvement of the programme implementation. It was reported that the visits are formal.

Figure No.2(j): Inspection and Supervision by Officials



19. IMPACT

Has the mid-day meal improved the enrollment, attendance of children in school, general wellbeing (nutritional status) of children? Are there any other incidental benefits due to serving cooked meal in schools?

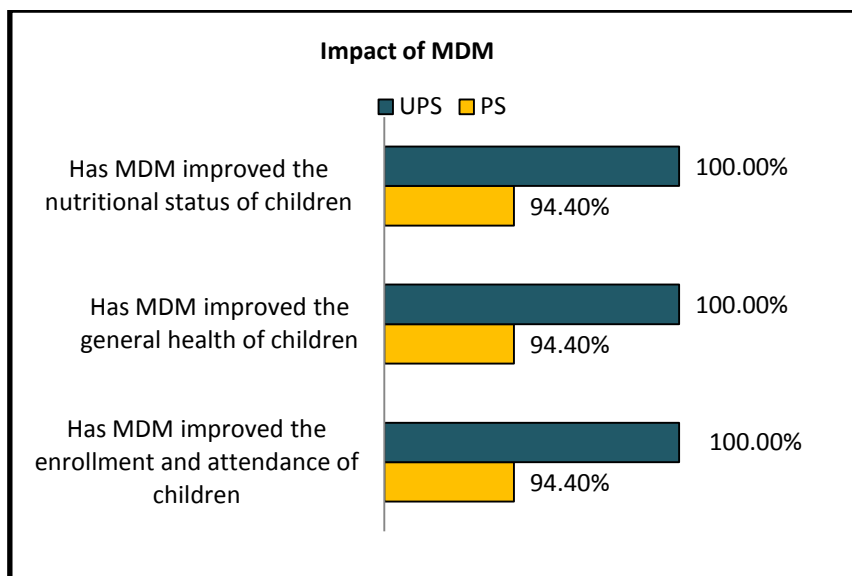
The Mid-Day-Meal programme is helping the poor children to get the noon meal. The monitoring team has observed the MDM scheme encouraged children’s enrollment and attendance in schools. It was found that in 16 (72.7%) Primary Schools and 14 (73.7%) Upper Primary Schools MDM had improved the attendance of the children. In 16 (72.7%) Primary schools and 16 (84.2%) Upper Primary Schools MDM had improved the general health of the children.

The MI observed that children are taking MDM regularly. There is enough scope for improvement with continuous monitoring and facilitating the arrangements for better implementation.

Table No.2.7: MDM improved and attendance of children					
Category			Area		Total
			Rural	Urban	
PS	MDM improved and attendance of children	Yes	15 83.3%	1 25.0%	16 72.7%
		No	3 16.7%	3 75.0%	6 27.3%
	Total		18 100.0%	4 100.0%	22 100.0%
UPS / MS	MDM improved and attendance of children	Yes	10 71.4%	4 80.0%	14 73.7%
		No	4 28.6%	1 20.0%	5 26.3%
	Total		14 100.0%	5 100.0%	19 100.0%

Table No.2.8:MDM helped in improving the general health of children					
Category			Area		Total
			Rural	Urban	
PS	MDM helped in improving the general health of children	Yes	15 83.3%	1 25.0%	16 72.7%
		No	3 16.7%	3 75.0%	6 27.3%
	Total		18 100.0%	4 100.0%	22 100.0%
UPS / MS	MDM helped in improving the general health of children	Yes	12 85.7%	4 80.0%	16 84.2%
		No	2 14.3%	1 20.0%	3 15.8%
	Total		14 100.0%	5 100.0%	19 100.0%

Figure No. 2(k): Impact of MDM



20..Report on Centralised Kitchen Food supply under MDM in Balodabazar

The MI has monitored the MDM activities in Balodabazar and noticed that in the monitored district there is one agency supplying the MDM to the children through Centralised Kitchen shed:

I. Himani save sahayata samuhu , Gandhi chowk, Ward no 15, Balodabazar

- Himani save sahayata samuhu:** This agency is based at Gandhi chowk, Ward no 15 of Balodabazar district. This agency supplies food to 2166 students of 14 schools. The centralilised kitchen area is 180 Sq.Ft.
- Organization chart:** The organization has one plus one in charge person for looking after the Kitchen store and purchase. There are 2 Head cooks and 2 cooks and 7, helpers for serving the food at the school level, 3 handlers and distributors and cleaners and sweepers total 17 members is the strength of the organization to supply the food.
- Infrastructural facillities:** The organization has adequate space for receiving the food grains, storing the food, pre-preparation, cooking, food assembly and washing area. The area is observed as not so clean and it is noticed that the driainage water is logged in the sourroundings where the strret animal's like pigs and dogs are roaming .
- Procurement and Storage of Food Items:**The organization procures the food items like cereals, pulses and fats and oils on weekly basis, whereas the food items like vegetables and spices are procured on daily basis. The MI has checked the parameters of qualilty of the ingredients and noticed stones in the pulses and rice..
- Cleanliness of the food items:** It is noticed that the food items are washed before preparation and on the day of MI visit, it is observed that fire wood is used for cooking the food. It is observed that the

time lapse between preparation and packing is more than three hours. The cooked food is packed in aluminum dols.

6. **Management of the left over food:** It is observed that the food left uneaten by the children of different schools are consumed by the suppliers and some times the children throw away.
7. **Dish washing:** The organization cleans the utensils by using water and detergent soaps with scrubber.
8. **Personal Hygiene Practices:** The MI has observed that the food handlers wear clean uniforms, headgears and are groomed.
9. At the kitchen place, the toilet facility is available and it is noticed that the food handlers do not use the hand gloves while carrying/handling the food. And there are no garbage bins in the premises of the kitchen, and as a result the garbage lies on the floor.
10. **Food Transportation:** It is observed that the food is transported by van with an escort and the food containers are covered properly and the compartment is observed to be clean and dry.
11. **Procurement of Pulses and Condiments:** It is observed that the packed spices with Agmark seal are procured by the foundation. Only crystal salt is used instead of iodized salt.
12. **Food Evaluation:** The MI representatives have observed that the food appearance, taste and smell are found to be fair.

School wise analysis

Sl. No.	Name of the School	Total Number of the children enrolled	Total Number of children attending the school on the day of MI visit	Total Number of children availing the Mid-day Meal
1	UPS, Civil line ward	126	112	70
2	UPS, Gandhi chowk	124	71	70
3	PS, Indhira colony	159	107	72
4	Govt.PS, Mahathma Gandhi	272	171	28
5	Govt.PS, Uttarbunyadhi	205	110	86
6	Govt.UPS, Palari	28	12	4

In six schools visited by the MI where the food is being supplied through centralised kitchen. In UPS Civil line ward, UPS Gandhi chowk, PS Indhira colony, PS Mahathma Ganbhi, PS uttarbunyadhi, UPS Palari Total enrolled children are 914 and the children availing MDM are 583. In the case of other schools, all the children who are present on the day of MI visit, 330 children availed the Mid-Day-Meal.

It is noticed that out of 6 schools, only 3 schools have displayed the menu board in the noticeable place of the school. The food reaches from the centralised kitchen to the school point. The time varies from 7:30 am to 10:00 am depending on the distance. The food is being transported either by auto or van.

It is reported that at the school point in 4 schools, the Head Master receives the food followed by 1 school teacher and an attender. For serving the food in 4 schools, special workers are arranged, whereas in the other 2 schools teachers and attenders serve the food. As far as the water facility is concerned, in 3 schools the source is

tap, in 2 schools through water cans, and in 1 school the water is fetched from open well. In 3 schools, the water is tested for hard chemicals and in 3 schools the water is not tested.

In 5 schools it is reported that the food is packed in metal containers and delivered at the school point. In the school after receiving the food, it is placed in a separate room in two schools, in 1 school it is placed in the class room, whereas in 3 schools, the food is placed in the verandah.

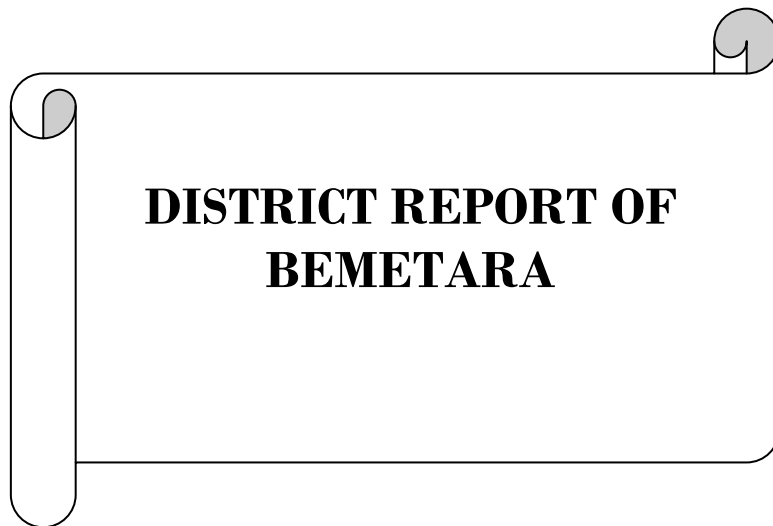
In six sample schools, it is noticed that the food is served in different places like verandah in 4 schools and in 2 schools, the food is served in class rooms. In one school, the persons serving food wear gloves, whereas in 5 schools, the food is served without wearing gloves. In 2 schools, it is observed that the served food is hot, whereas in 4 schools the hot.

Quality of the food

The MI representatives observed the quality of the food supplied through the Centralised kitchen and noticed that in 6 schools the food quality is average, whereas in 1 school the food quality is good. In 5 schools, it is reported that parents occasionally visit the school for observing the MDM, and the participation of parents and SMC in MDM is reported to be nil in 2 schools, occasional in 2 schools and nil in two schools. The quantity of MDM per child is observed to be satisfactory in 4 schools and in one school it is good, whereas in the remaining 1 school it is poor.

Overall implementation of the programme

The overall impression of the centralised kitchen Mid-Day-Meal is satisfactory and reported that the food of the same taste is being cooked by the agencies and supplied to the schools. In some schools, it is reported that the food is supplied to the school very early and keeping the food un-attended in the verandahs till lunch time, may become hazardous.



**DISTRICT REPORT OF
BEMETARA**

3. District Level Half Yearly Monitoring Report

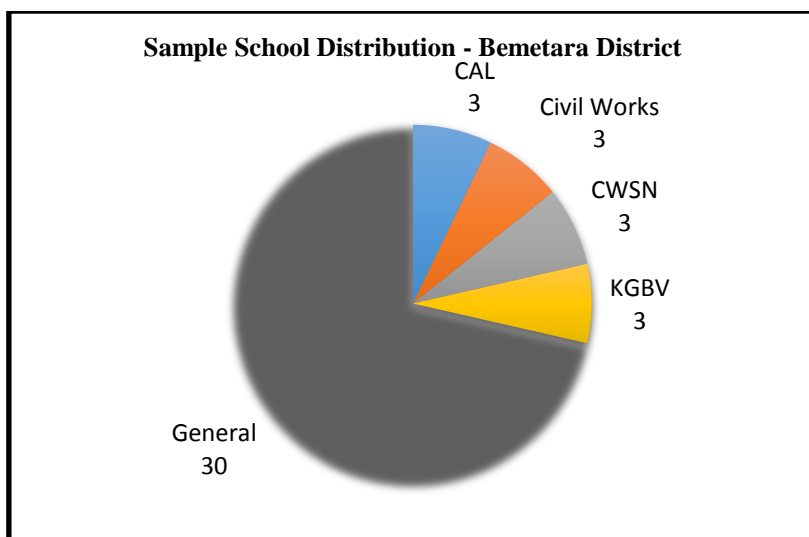
District: Bemetara

1. REGULARITY IN SERVING MEAL

Whether the school is serving hot cooked meal daily? If there was interruption, what was the extent and reasons for the same?

The Monitoring Team from National Institute of Rural Development and Panchayati Raj, Hyderabad visited Bemetara District of Chhattisgarh to monitor Mid-Day Meal scheme in 39 sample schools. They included 19 Upper Primary schools and 20 Primary schools. Figure 1 shows sample school distribution in Bemetara district showing 30 General Schools, 3 Computer Aided Learning (CAL) schools, 3 Civil works schools, and 3 CWSN schools.

Figure No.3(a): Sample school distribution



Children taking MDM

Category		Location		Total
		Rural	Urban	
PS	Yes	14	5	19
		93.9%	100.0%	95.0%
	No	1	0	1
		6.7%	0.0%	5.0%
Total	15	5	20	
	100.0%	100.0%	100.0%	
UPS	Yes	13	2	15
		81.2%	66.7%	78.9%
	No	3	1	4
		18.8%	33.3%	21.1%
Total	16	3	19	
	100.0%	100.0%	100.0%	

Regarding the regularity of hot cooked meal served at all the sample schools, the team from NIRD & PR found that at 19 (95.0%) Primary Schools and 15 (78.9%) Upper Primary Schools, hot cooked meal was being regularly served without any interruption.

2. TRENDS

Extent of variation (As per school records vis-à-vis Actual on the day of visit)

The monitoring team from NIRD & PR visited 39 sample schools which include both Primary and Upper Primary. Among the sample schools in Primary Schools 2569 children were enrolled and in Upper Primary Schools 3907 children were enrolled. But on the day of MI visit, it was found that in Primary Schools, 1545 were attending school and are availing the Mid day meals. Whereas the MDM register is indicating 1805 students as availing Mid day meals. In Upper Primary Schools, 3907 children were enrolled, out of this 2684 children were present on the day of MI visit and 2749 children were taking the Mid-day meals, as per the school registers.

Location	Category	Number of children enrolled	Number of children present for MDM	Number of children on the day of visit
Rural	PS	1713	1192	965
	UPS	3167	2312	2101
	Total	4880	3504	3066
Urban	PS	856	613	580
	UPS	740	437	583
	Total	1596	1050	1163
Total	PS	2569	1805	1545
	UPS	3907	2749	2684
	Total	6476	4554	4229

Table No.3.3: Total Number of the children enrolled					
Location	Category	Mean	Minimum	Maximum	Sum
Rural	PS	121	48	246	1810
	UPS	198	79	367	3167
	Total	161	48	367	4977
Urban	PS	171	59	290	856
	UPS	247	190	354	740
	Total	200	59	354	1596
Total	PS	133	48	290	2666
	UPS	206	79	367	3907
	Total	169	48	367	6573

3. REGULARITY IN DELIVERING FOOD GRAINS TO SCHOOL LEVEL

- i. Is school receiving food grain regularly? If there is delay in delivering food grains, what is the extent of delay and reasons for the same?**
- ii. Is buffer stock of one-month's requirement is maintained?**
- iii. Is the food grains delivered at the school?**

It has been observed by the Monitoring team that in 10 (50.0%) Primary Schools and 4 (21.1%) Upper Primary Schools food grains were being delivered regularly.

It is observed that in 6 (30 %) Primary Schools and 5 (26.3%) Upper Primary Schools, the buffer stock is stored in classrooms and in 2 (10.0%) Primary Schools and 2 (10.5%) Upper Primary Schools the buffer stock is stored in HM's room.

The Monitoring Institute has observed that in all the schools buffer stock was maintained.

List of schools where one month's buffer stock is not available: Govt. Boys PS Saja, PS Vidyanagar, PS Kiritpur, PS Ganiya, PS Garra

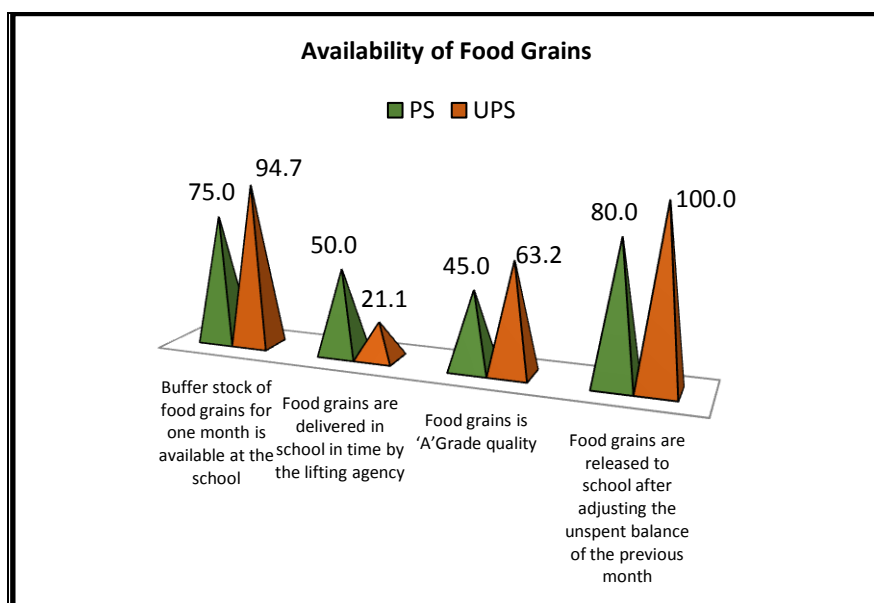
List of schools where lifting agency does not deliver the food grains timely: PS Gunarbod, MS Jhal, MS Kobiya, MS Samesar, MS Singhori, MS Darry, MS Dhara, PS Bahera, MS Raveli, PS Kobiya



Buffer Stock in the School

Location	Place of storage of food grain (Buffer stock)	Category		Total
		Rural	Urban	
PS	Classroom	3	3	6
		20.0%	60.0%	30.0%
	HM's room	1	1	2
		6.7%	20.0%	10.0%
	Others (please specify)	11	1	12
		73.3%	20.0%	60.0%
Total	15	5	20	
	100.0%	100.0%	100.0%	
UPS	Classroom	3	2	5
		18.8%	66.7%	26.3%
	HM's room	2	0	2
		12.5%	0.0%	10.5%
	SMC President's house	2	0	2
		12.5%	0.0%	10.5%
Others (please specify)	9	1	10	
	56.25%	33.3%	52.6%	
Total	16	3	19	
	100.0%	100.0%	100.0%	

Figure No. 3(b): Availability of Food Grains



4. REGULARITY IN DELIVERING COOKING COST TO SCHOOL

- i. **Is school receiving cooking cost in advance regularly? If there is delay in delivering cooking cost what is the extent of delay and reasons for it?**
- ii. **In case of delay, how schools manage to ensure that there is no disruption in the feeding programme?**
- iii. **Is cooking cost paid by Cash or through banking channel?**

The monitoring team found that in 13 (65.0%) Primary Schools and 14 (73.7%) Upper Primary Schools the school/ implementing agencies are receiving cooking cost in advance regularly. The monitoring team has noticed that there is no delay in payment of cooking cost in any of the Primary School or Upper Primary School.

		Rural	Urban	Total
PS	Yes	9	4	13
		60.0%	80.0%	65.0%
	No	6	1	7
		40.0%	20.0%	35.0%
	Total	15	5	20
		100.0%	100.0%	100.0%
UPS	Yes	11	3	14
		68.8%	100.0%	73.7%
	No	5	0	5
		31.2%	0.0%	26.3%
	Total	16	3	19
		100.0%	100.0%	100.0%

Regarding the payment of cooking cost the monitoring team observed that payments are made through e-transfer in all the schools. In case of delay of payment of cooking cost the cooking agencies are arranging the MDM on their own finance or sometimes by borrowing from others.

5. SOCIAL EQUITY

Did you observe any gender or caste or community discrimination in cooking or serving or seating arrangements?

The monitoring team from NIRD & PR has observed that there is no gender or caste or community discrimination in cooking or serving of Mid-Day-Meal in the entire sample Primary and Upper Primary Schools.

6. VARIETY OF MENU

Has the school displayed its weekly menu, and is it able to adhere to the menu displayed?

As per the norms, the schools have to display the weekly menu in noticeable places of the school premises and follow the same regularly. The monitoring team observed that in 12 (60.0%) Primary and 12 (63.2%) Upper Primary Schools, the daily menu was displayed on a board.

In all the sample schools visited by MI team, Primary as well as Upper Primary Schools, the SHG women are cooking the food and it was observed that they do not have proper awareness about the quantity of rice, dal and vegetable to be used for cooking. The MI has observed that the menu was not displayed in the following schools:

Location	Display of menu boards	Category		Total
		Rural	Urban	
PS	Yes	9	3	12
		60.0%	60.0%	60.0%
	No	6	2	8
		40.0%	40.0%	40.0%
	Total	15	5	20
100.0%		100.0%	100.0%	
UPS	Yes	10	2	12
		62.5%	66.7%	63.2%
	No	6	1	7
		37.5%	33.3%	36.8%
	Total	16	3	19
100.0%		100.0%	100.0%	

7. (i) Is there variety in the food served or is the same food served daily? Does the daily menu include rice / wheat preparation, dal and vegetables?

(ii) Does the daily menu include rice / wheat preparation, dal and vegetables?

In majority of the Primary Schools and the Upper Primary Schools visited by MI team in Bemetra district, it is observed that variety of the food is being served in accordance with daily menu. Daily menu includes rice and dal in all the schools whereas occasionally vegetables are being served along with papad and achar.

8. QUALITY & QUANTITY OF MEAL

Feedback from children on

- Quality of meal:
- Quantity of meal:
- If children were not happy Please give reasons and suggestions to improve.

Location	Quantity of MDM per child	Category		Total
		Rural	Urban	
PS	Poor	4	0	4
		26.7%	0.0%	20.0%
	Satisfactory	10	3	13
		66.6%	60.0%	65.0%
	Good	0	2	2
		0.0%	40.0%	10.0%
	Excellent	1	0	1
		6.7%	0.0%	5.0%
	Total	15	5	20
		100.0%	100.0%	100.0%
UPS	Poor	15	3	18
		93.8%	100.0%	94.7%
	Satisfactory	1	0	1
		6.2%	0.0%	5.3%
	Total	16	3	19
	100.0%	100.0%	100.0%	

The monitoring team has observed that in 13 (65.0%) Primary Schools children reported the quantity of the MDM supplied was satisfactory, in 2 (10.0%) Primary Schools the children reported that the quantity of the

MDM supplied was good and in 1 (5.0%) Primary School they said it was excellent, while in 18 (94.7%) Upper Primary Schools the children opined that the quantity is poor.

In Upper Primary Schools, in 5 (26.3%) UPS, children reported the quantity of the MDM supplied was poor, in 8 (42.1%) they said it was satisfactory, and in 6 (31.5%) it was reported to be good

Location	Quantity of MDM per child	Category		Total
		Rural	Urban	
UPS	Poor	4	1	5
		25.0%	33.3%	26.3%
	Satisfactory	7	1	8
		43.2%	33.3%	42.1%
	Good	5	1	6
		31.25%	33.3%	31.5%
	Total	16	3	19
		100.0%	100.0%	100.0%

Children's Reaction to Quality and Quantity of food

The Quality of the rice and dal is reported to be good in majority sample schools. In terms of Quantity of rice and Dal, children reported that they are happy.

The children sometimes do not take full plate because they find the rice not properly cooked.

9. SUPPLEMENTARY

- i. **Whether children are given micronutrients (Iron, folic acid, vitamin – A dosage) and de-worming medicine periodically?**
- ii. **Who administers these medicines and at what frequency?**
- iii. **Is there school Health Card maintained for each child?**

Under the MDM scheme, all the schools are required to provide to their students some micro nutrients like folic acid, iron tablets and Vitamin A tablets. It was observed by the monitoring team that in 6 (30%) Primary Schools and 12 (63.2%) Upper Primary Schools, children were given micro nutrients like folic acid, iron and vitamin A. It was seen that such extra nutritional diets were given once a week to all students in convergence with the health departments. The school teachers were assigned duties to administer the distribution of such supplementary diets.

No health cards were issued to children at any of the schools.

Location	Provision of Supplementary diet	Category		Total
		Rural	Urban	
PS	Yes	6	0	6
		40.0%	0.0%	30.0%
	No	9	5	14
		60.0%	100.0%	70.0%
	Total	15	5	20
		100.0%	100.0%	100.0%
UPS	Yes	9	3	12
		56.2%	100.0%	63.2%
	No	7	0	7
		43.8%	0.0%	36.8%
	Total	16	3	19
		100.0%	100.0%	100.0%

List of schools where micro-nutrients to children are not given: PS Bija, MS Matka, MS Jhal, PS Khapri, MS Jhal, MS Ranka, PS Ganiya, PS Garra, MS Saigona, PS Kobiya, PS Singhori

9. STATUS OF COOKS

- i. Who cooks and serves the meal? (Cook/helper appointed by the Department or Self Help Group, or NGO or Contractor)
- ii. Is the number of cooks and helpers adequate to meet the requirement of the school?
- iii. What is remuneration paid to cooks/helpers?
- iv. Are the remuneration paid to cooks/helpers regularly?
- v. Social Composition of cooks /helpers? (SC/ST/OBE/Minority).

The meal is cooked by the cooks and helpers of the Self-Help Groups. It is observed that the number of cooks and helpers are adequate in number and meet the demand.

Regarding the payment given to cook-cum-helpers, it was found by the monitoring team that in all the Primary Schools and Upper Primary Schools of the sample (39 schools) , the cook-cum helpers were being paid Rs. 1200 per month.

About the regularity of the remuneration paid to the cook-cum-helpers, it was seen that in 11 (55.0%) Primary Schools and 15 (78.9%) UPS, the cook cum helpers were paid regularly whereas in the remaining schools the payment was delayed.

List of schools in which the payment of remuneration to cook cum helpers was delayed is as follows: PS Bija, PS Khapri, PS Kiritpur, MS Ranka, MS Raveli, PS Ganiya, MS Dhara

Social composition of the Cooks indicates that majority are from the OBC community, followed by Scheduled Caste, and Schedule Tribe.

11. INFRASTRUCTURE

Is a pucca kitchen shed-cum-store:

- (a) Constructed and in use
- (b) Constructed but not in use under
- (c) Under construction
- (d) Sanctioned, but constructed not started
- (e) Not sanctioned
- (f) Any other (specify)

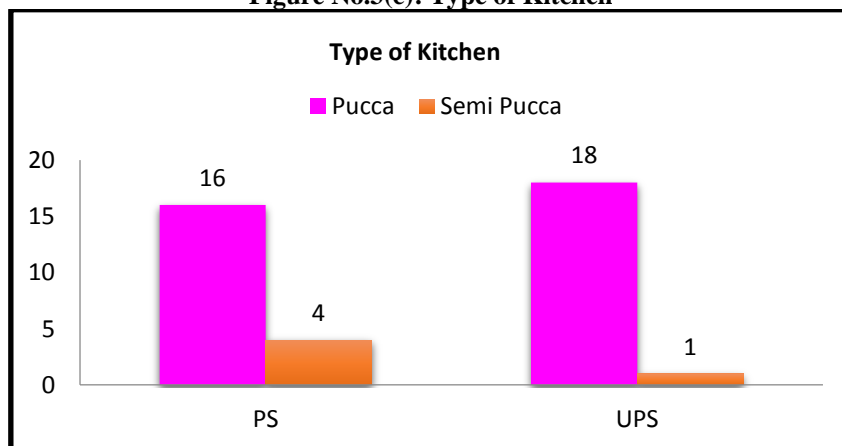
Location	Type of kitchen	Category		Total
		Rural	Urban	
PS	Constructed and in use	13	2	15
		86.7%	40.0%	75.0%
	Constructed but not in use	1	2	3
		6.7%	40.0%	15.0%
	Other (please specify)	1	1	2
	6.7%	20.0%	10.0%	
Total		15	5	20
		100.0%	100.0%	100.0%
UPS	Constructed and in use	13	3	16
		81.2%	100.0%	84.2%
	Constructed but not in use	2	0	2
		12.5%	.0%	10.5%
	Other (please specify)	1	0	1
	6.2%	.0%	5.3%	
Total		16	3	19
		100.0%	100.0%	100.0%

The monitoring team found that in 15 (75.0%) Primary Schools and 16 (84.2%) Upper Primary Schools, the kitchen shed was constructed and in use. It was also observed that in 3 (15.0%) Primary Schools and 2 (10.5%) Upper Primary Schools, the kitchen sheds were constructed but not in use.

Table No.3.11: Type of kitchen				
Location	Type of kitchen	Category		Total
		Rural	Urban	
PS	Pucca	14	2	16
		93.3%	40.0%	80.0%
	Semi-Pucca	1	3	4
		6.7%	60.0%	20.0%
	Total	15	5	20
100.0%		100.0%	100.0%	
UPS	Pucca	15	3	18
		93.8%	100.0%	94.7%
	Semi-Pucca	1	0	1
		6.2%	.0%	5.3%
	Total	16	3	19
100.0%		100.0%	100.0%	

Regarding the types of kitchen, it was observed by the monitoring team that in 16 (80.0%) Primary Schools and 18 (94.7%) Upper Primary Schools, pucca kitchen sheds were made, and in 4 (20.0%) Primary Schools and 1 (5.3%) Upper Primary School, semi-pucca kitchen shed was made.

Figure No.3(c): Type of Kitchen





Water facility for MDM



Kitchen shed in the school

12. In case the pucca kitchen shed is not available, where is the food being cooked and where the food grains /other ingredients are being stored?

It was observed by the monitoring team that in 1 (5.0%) Primary School cooking was being done in open space, in 1 (5.3%) Upper Primary School, cooking was done under a thatched roof.

It was observed by the monitoring team that in 6 (30.0%) Primary Schools and 5 (26.3%) Upper Primary Schools, food grains were stored in Classrooms, and in 2 (10.0%) Primary Schools and 2 (10.5%) Upper Primary Schools they were stored in HM's room. It was also observed that in 2 (10.5%) Upper Primary Schools, food grains were being stored in SMC President's house.

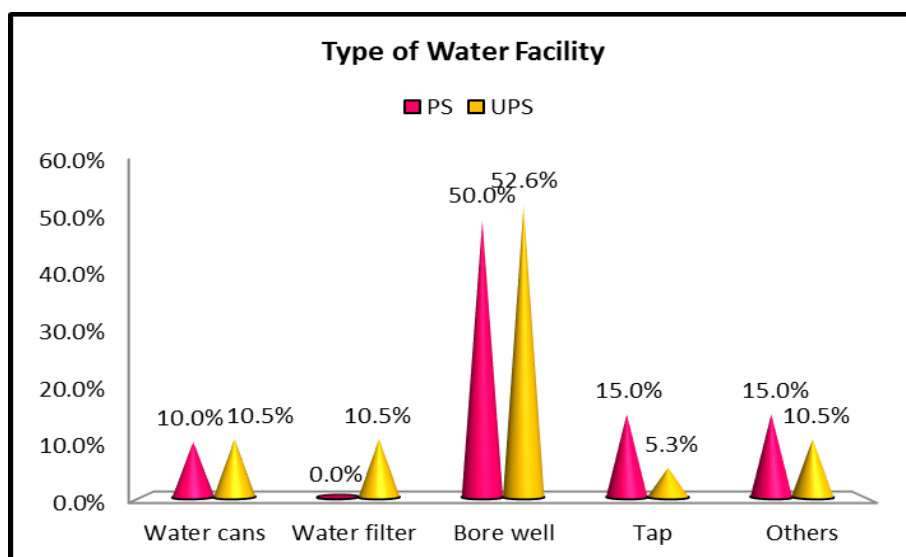
13. Whether potable water is available for cooking and drinking purpose

It is mandatory for all schools to provide drinking water to all students and also for cooking of the MDM. In respect of facilities available for potable water for cooking and drinking purpose, it was noticed that at 2 (10.0%) Primary Schools and 2 (10.5%) Upper Primary Schools, water cans were being used, at 10 (50.0%)

Primary Schools and 10 (52.6%) Upper Primary Schools, bore well water was being used, and in 3 (15.0%) Primary Schools and 1 (5.3) Upper Primary School, tap water was being used. Therefore, majority of the schools seemed to depend on bore wells/hand pumps for fulfilling the water requirements.

Location	Type of water facility	Category		Total
		Rural	Urban	
PS	Water Cans	1	1	2
		6.7%	20.0%	10.0%
	Bore-well	8	2	10
		53.3%	40.0%	50.0%
	Tap	1	2	3
		6.7%	40.0%	15.0%
	Others	5	0	5
33.3%		.0%	25.0%	
Total	15	5	20	
	100.0%	100.0%	100.0%	
UPS	Water Cans	2	0	2
		12.5%	.0%	10.5%
	Bore-well	9	1	10
		56.2%	33.3%	52.6%
	Tap	1	0	1
		6.2%	.0%	5.3%
	Others	2	2	4
33.3%		66.6%	21.0%	
Total	16	3	19	
	100.0%	100.0%	100.0%	

Figure No.3(d): Type of water facility



14. Whether utensils used for cooking food are adequate?

Among the 39 sample schools visited by the Monitoring Institute, in Bemetara district it is observed that all schools have adequate cooking vessels for cooking the MDM.

15. What is the kind of fuel used? (Gas based/firewood etc.)

Location	Kind of fuel used	Category		Total
		Rural	Urban	
PS	Cow dung	1	0	1
		6.7%	.0%	5.0%
	Firewood	13	5	18
		86.7%	100.0%	90.0%
	Coal	1	0	1
		6.7%	.0%	5.0%
Total	15	5	20	
	100.0%	100.0%	100.0%	
UPS	Firewood	15	3	18
		93.8%	100.0%	94.7%
	Others	1	0	1
		6.2%	.0%	5.3%
	Total	16	3	19
100.0%		100.0%	100.0%	

In Primary Schools and Upper Primary Schools, the monitoring team observed that firewood was being used as fuel to cook MDM. It was observed that in 18 (90.0%) Primary Schools and 18 (94.7%) Upper Primary Schools, the same was being used.

List of school where coal is used: PS Garra

16. SAFETY & HYGIENE

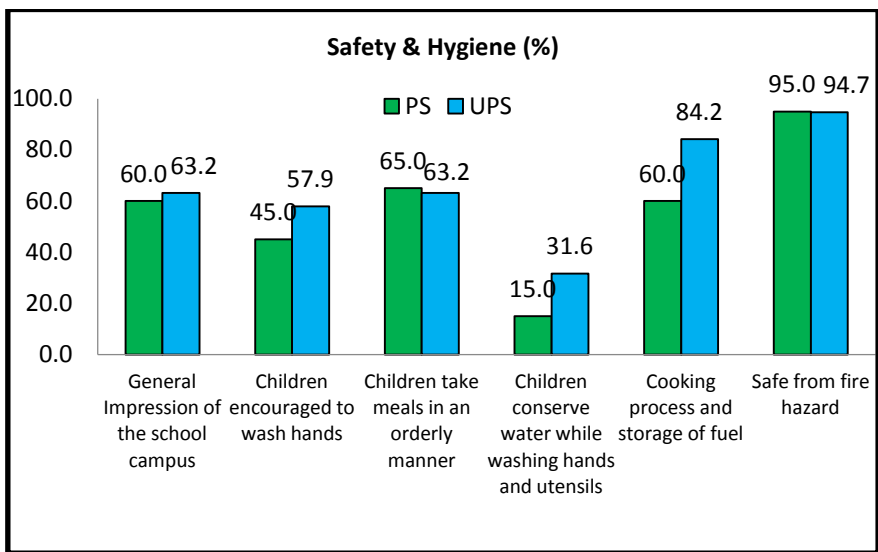
- i. General Impression of the environment, Safety and hygiene:
- ii. Are children encouraged to wash hands before and after eating
- iii. Do the children par take meals in an orderly manner?
- iv. Conservation of water?
- v. Is the cooking process and storage of fuel safe, not posing any fire hazard?

Location	General impression of the school campus	Category		Total
		Rural	Urban	
PS	Clean	9	3	12
		60.0%	60.0%	60.0%
	Not Clean	6	2	8
		40.0%	40.0%	40.0%
	Total	15	5	20
100.0%		100.0%	100.0%	
UPS	Clean	10	2	12
		62.5%	66.7%	63.2%
	Not Clean	6	1	7
		37.5%	33.3%	36.8%
	Total	16	3	19
100.0%		100.0%	100.0%	

A good and clean environment is integral part of school. It was observed by the monitoring team that 12 (60.0%) Primary Schools and 12 (63.2%) Upper Primary Schools were found to be clean.

List of schools not found to be clean: PS Bija, PS Matka, MS Jhal, PS Kiritpur, MS Kathiya, PS Ganiya, PS Garra, MS Saigona

Figure No.3(e): Safety and Hygiene



Children used water for washing plates and hands

Encouragement of children to wash hands is also a duty of the teachers. The monitoring teams observed that in 9 (45.0%) Primary Schools and 11 (57.9%) Upper Primary Schools, children were encouraged by the teachers to wash hands before and after taking food.

It is the duty of the schools to serve hot cooked meal to the students and the latter to receive it in an orderly manner. Teachers are deputed to see that children sit in proper rows, preferably on jute mats, after washing hands, and say a word of prayer before taking their food. The monitoring institute found that in 13 (65.0%) Primary Schools and 12 (63.2%) Upper Primary Schools the children took food in an orderly manner.

In 3 (15.0%) Primary Schools and 6 (31.6%) Upper Primary Schools, the children were found to be conserving water while washing hands and utensils.

In 12 (60.0%) Primary Schools and 16 (84.2%) Upper Primary Schools, the monitoring team found that cooking process and storage of fuel was safe.

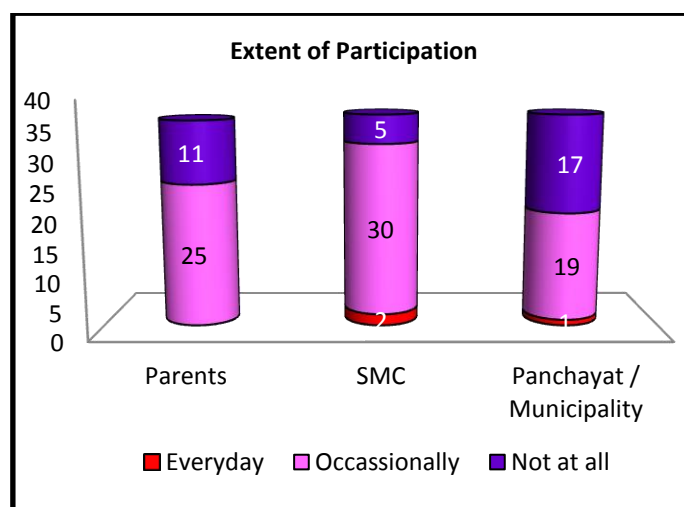
17. COMMUNITY PARTICIPATION

Extent of participation by Parents/SMCs/Panchayats/Urban bodies in daily supervision, monitoring, participation

Community participation is an integral part of development of schools. It was observed by the monitoring team that the participation of parents, SMC members, members of Panchayats and urban bodies in school management activities.

In majority of the schools of the sample the MI has noticed that SMC members and parents occasionally visit the schools for participating in schools activities.

Figure No.3(f): Extent of participation



Regarding the extent of participation, it was observed by the monitoring team that SMC members showed more participation as compared to parents and members of Panchayat and Municipality.

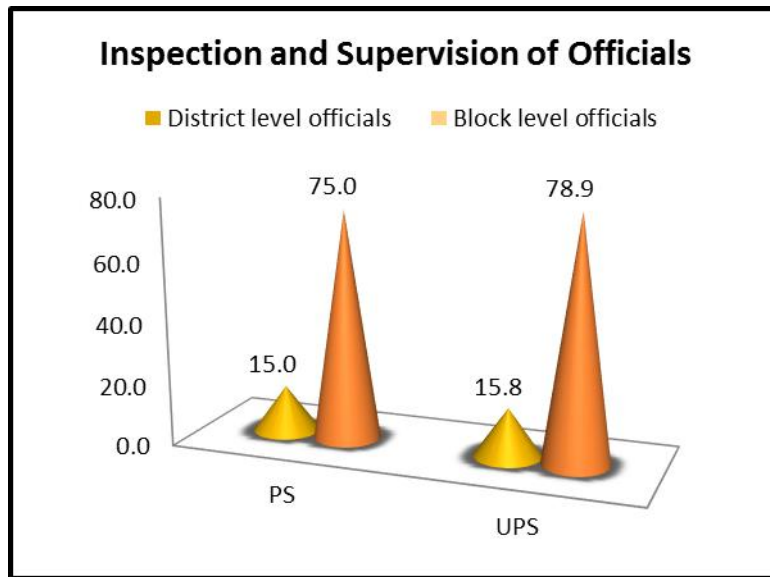
Regarding the perception of overall implementation of MDM program, the monitoring team found that in 8 (40.0%) Primary Schools and 6 (31.6%) Upper Primary Schools, the parents felt that they are quite satisfactory about the MDM, whereas in 2 (10.0%) Primary Schools and 3 (15.8%) Upper Primary Schools, good implementation was observed.

18. INSPECTION & SUPERVISION

Has the mid- day meal programme been inspected by any state/district/block level officers/officials.

It is observed by the monitoring team that in 3 (15.0%) Primary Schools and 3 (15.80%) Upper Primary Schools, the District level officials visit the schools and see the MDM implementation whereas in 15 (75.0%) Primary Schools and 15 (78.9%) Upper Primary Schools the MI has noticed that Block Level Officials like DEOs visit the schools for MDM inspection. But in practice these visits have not contributed for any improvement of the programme implementation. It was reported that the visits are formal.

Figure No.3(g): Inspection and Supervision by Officials



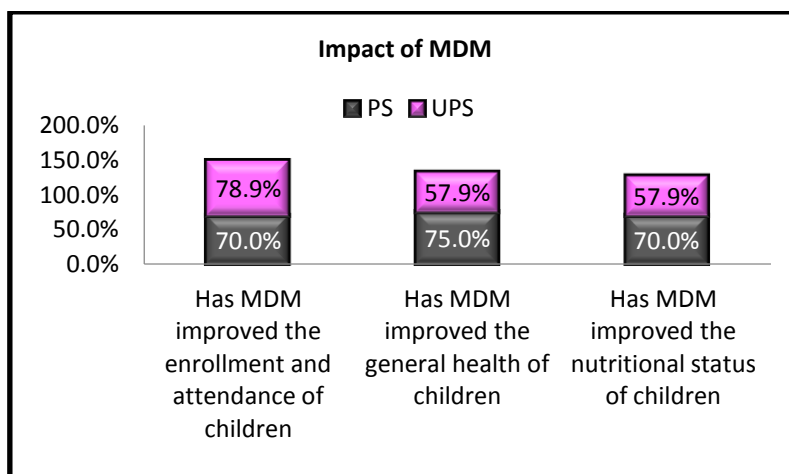
19. IMPACT

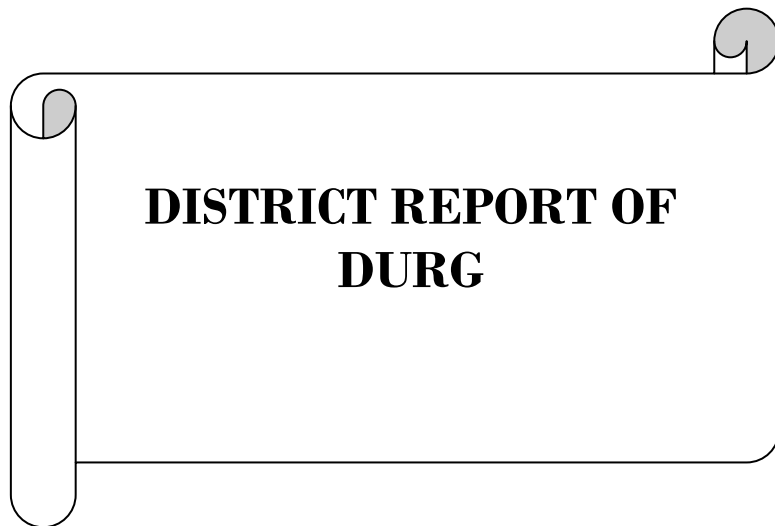
Has the mid-day meal improved the enrollment, attendance of children in school, general wellbeing (nutritional status) of children? Are there any other incidental benefits due to serving cooked meal in schools?

The Mid-Day-Meal programme is helping the poor children to get the noon meal. The monitoring team has observed the MDM scheme encouraged children’s enrollment and attendance in schools. It was found that in 14 (70.0%) Primary schools and 15 (78.9%) Upper Primary Schools MDM had improved the enrollment and attendance of the children.

The MI observed that children are taking MDM regularly. There is enough scope for improvement with continuous monitoring and facilitating the arrangements for better implementation.

Figure No.3(h): Impact of MDM





4. District Level Half Yearly Monitoring Report

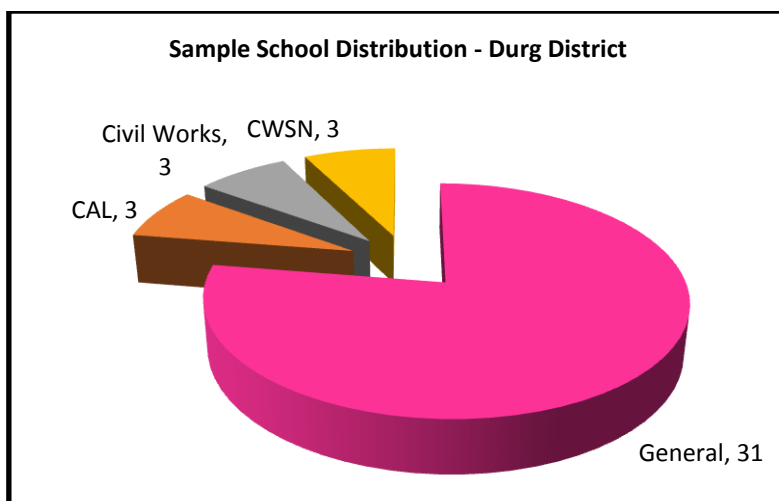
District: Durg

1. REGULARITY IN SERVING MEAL

Whether the school is serving hot cooked meal daily? If there was interruption, what was the extent and reasons for the same?

The monitoring team from National Institute of Rural Development and Panchayati Raj, Hyderabad visited Durg District of Chhattisgarh to monitor Mid-Day Meal scheme in 32 sample schools. They included 17 Upper Primary schools and 15 Primary schools. Figure 1 shows sample school distribution in Durg district showing 31 General Schools, 3 Computer Aided Learning (CAL) schools, 3 Civil works schools, and 3 CWSN schools.

Figure No.4 (a): Sample school distribution



Children taking MDM

Category		Location		Total
		Rural	Urban	
PS	Yes	15	0	15
		100.0%	0.0%	100.0%
	Total	15	0	15
		100.0%	0.0%	100.0%
UPS	Yes	16	1	17
		100.0%	100.0%	100.0%
	Total	16	1	17
		100.0%	100.0%	100.0%

It is mandatory for all schools to serve hot cooked meal to the children. The monitoring team from NIRD & PR observed the regularity of hot cooked meal being served at all the sample schools and found that at all schools, 15 (100.0%) Primary Schools and 17 (100.0%) Upper Primary Schools, hot cooked meal was being regularly served without any interruption.

2. TRENDS

Extent of variation (As per school records vis-à-vis Actual on the day of visit)

The monitoring team from NIRD & PR visited 32 sample schools which include both Primary and Upper Primary. Among the sample schools in Primary Schools, 2633 children were enrolled and in Upper Primary Schools, 4687 children were enrolled. But on the day of MI visit, it was found that in Primary Schools, 1783 were availing MDM and 1241 children were present on the day of MI visit.

Location	Category	Number of children enrolled	Number of children present for MDM	Number of children on the day of visit
Rural	PS	2054	1783	1241
	UPS	2490	2206	1552
	Total	4544	3989	2793
Urban	PS	143	133	102
	UPS	143	133	102
	Total	2054	1783	1241
Total	PS	2633	2339	1654
	UPS	4687	4122	2895
	Total	2054	1783	1241

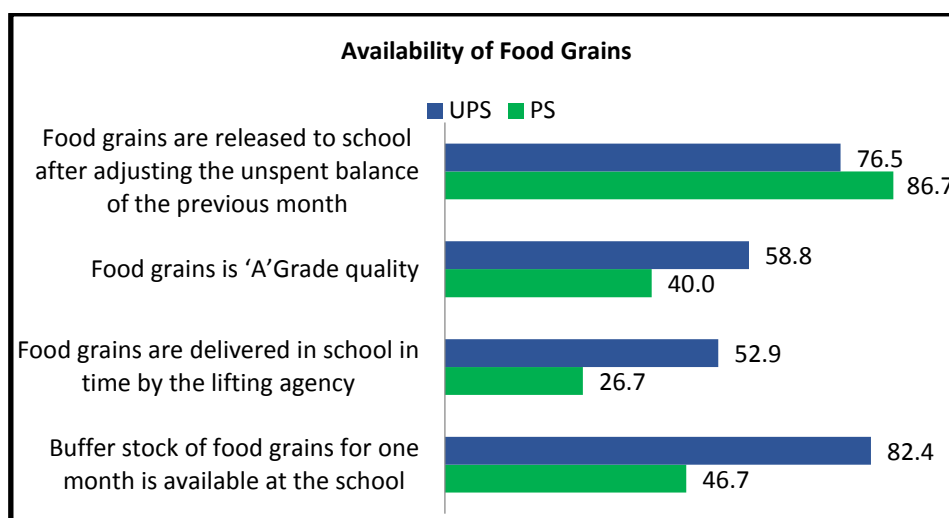
3. REGULARITY IN DELIVERING FOOD GRAINS TO SCHOOL LEVEL

- i. Is school receiving food grain regularly? If there is delay in delivering food grains, what is the extent of delay and reasons for the same?
- ii. Is buffer stock of one-month's requirement is maintained?
- iii. Is the food grains delivered at the school?

It has been observed by the Monitoring team that in 4 (26.7%) Primary Schools and 9 (52.9%) Upper Primary Schools food grains were being delivered regularly.

Table No.4.3 : Regularity in delivering food grains				
Category		Location		Total
		Rural	Urban	
PS	Yes	4	-	4
		26.7%	-	26.7%
	No	11	-	11
		73.3%	-	73.3%
Total		15	-	15
		100.0%	-	100.0%
UPS	Yes	8	1	9
		50.0%	100.0%	52.9%
	No	8	0	8
		50.0%	.0%	47.1%
	Total		16	1
		100.0%	100.0%	100.0%

Figure No.4(b): Availability of Food Grains



Buffer stock in the school

List of schools where one month's buffer stock is not available: PS Mahamara, PS Baasin, PS Bharni, UPS Khursidih, PS Khedamara, UPS Semaria, UPS Purda, PS Ajora, PS Siloda, PS Aheri, PS Mandir Khilora.

List of schools where lifting agency does not deliver the food grains timely: PS Mahamara, PS Ghamgha, UPS. Fekri, UPS Borai, PS Baasin, PS Saantara, PS Bharni, UPS Khursidih, UPS Ganiyari, PS Daganiya, UPS Rasmada, UPS Semaria, UPS Purda, PS Ajora, PS Khilorakhurd, UPS Girhola, PS Aheri, PS Gadadh, PS Mandir Khilora

4. REGULARITY IN DELIVERING COOKING COST TO SCHOOL

- i. **Is school receiving cooking cost in advance regularly? If there is delay in delivering cooking cost what is the extent of delay and reasons for it?**
- ii. **In case of delay, how schools manage to ensure that there is no disruption in the feeding programme?**
- iii. **Is cooking cost paid by Cash or through banking channel?**

Table No.4.4: Schools receiving cooking cost regularly				
		Rural	Urban	Total
PS	Yes	6	-	6
		40.0%	-	40.0%
	No	9	-	9
		60.0%	-	60.0%
	Total	15	-	15
		100.0%	-	100.0%
UPS	Yes	7	1	8
		43.8%	100.0%	47.1%
	No	9	0	9
		56.2%	.0%	52.9%
	Total	16	1	17
		100.0%	100.0%	100.0%

The monitoring team found that in 6 (40.0%) Primary Schools and 8 (47.1%) Upper Primary Schools the school/ implementing agencies are receiving cooking cost in advance regularly. The monitoring team has noticed that there is no delay in payment of cooking cost in any of the Primary School or Upper Primary School.

Regarding the payment of cooking cost the monitoring team observed that payments are made through e-transfer in all the schools.

In case of delay of payment of cooking cost the cooking agencies are arranging the MDM on their own finance or sometimes by borrowing from others.

5. SOCIAL EQUITY

Did you observe any gender or caste or community discrimination in cooking or serving or seating arrangements?

The monitoring team from NIRD & PR has observed that there is no gender or caste or community discrimination in cooking or serving of Mid-Day-Meal in the entire sample Primary and Upper Primary Schools.

6. VARIETY OF MENU

Has the school displayed its weekly menu, and is it able to adhere to the menu displayed?

Location	Display of menu boards	Category		Total
		Rural	Urban	
PS	Yes	5	-	5
		33.3%	-	33.3%
	No	10	-	10
		66.7%	-	66.7%
	Total	15	-	15
		100.0%	-	100.0%
UPS	Yes	6	1	7
		37.5%	100.0%	41.2%
	No	10	0	10
		62.5%	.0%	58.8%
	Total	16	1	17
		100.0%	100.0%	100.0%

As per the norms, the schools have to display the weekly menu in noticeable places of the school premises and follow the same regularly. The monitoring team observed that in 5 (33.3%) Primary and 7 (41.2%) Upper Primary Schools, the daily menu was displayed on a board.

In all the sample schools visited by MI team, Primary as well as Upper Primary Schools, the SHG women are cooking the food and it was observed that they do not have proper awareness about the quantity of rice, dal and vegetable to be used for cooking.

The MI has observed that the menu was not displayed in the following school:PS Bharni

7. (i) Is there variety in the food served or is the same food served daily? Does the daily menu include rice / wheat preparation, dal and vegetables?

(ii) Does the daily menu include rice / wheat preparation, dal and vegetables?

In majority of the Primary Schools and the Upper Primary Schools visited by MI team in Durg district, it is observed that variety of the food is being served in accordance with daily menu. Daily menu includes rice and dal in all the schools whereas occasionally vegetables are being served along with papad and achar.

8. QUALITY & QUANTITY OF MEAL

Feedback from children on

- a) **Quality of meal:**
- b) **Quantity of meal:**
- c) **If children were not happy Please give reasons and suggestions to improve.**

The monitoring team has observed that in 2 (13.3%) Primary Schools children reported the quality of the MDM supplied was poor, in 10 (66.7%) Primary Schools the children reported that the quality of the MDM supplied was satisfactory, in 2 (13.3%) Primary School they said it was good, and in 1 (6.7%) Primary School, they reported it to be very good, while in 10 (58.8%) Upper Primary Schools the children opined that the quality is poor, in 3 (17.6%) it was satisfactory, in 3 (17.6%) it was good, and in 1 (5.9%) it was very good.

Table No.4.6: Quality of MDM per child				
Location	Quantity of MDM per child	Category		Total
		Rural	Urban	
PS	Poor	2	-	2
		13.3%	-	13.3%
	Satisfactory	10	-	10
		66.7%	-	66.7%
	Good	2	-	2
		13.3%	-	13.3%
	Very Good	1	-	1
6.7%		-	6.7%	
Total	15	-	15	
	100.0%	-	100.0%	
UPS	Poor	9	1	10
		56.2%	100.0%	58.8%
	Satisfactory	3	0	3
		18.8%	.0%	17.6%
	Good	3	0	3
		18.8%	.0%	17.6%
	Very Good	1	0	1
6.2%		.0%	5.9%	
Total	16	1	17	
	100.0%	100.0%	100.0%	

Table No.4.7: Quantity of MDM per child at upper primary level				
Location	Quantity of MDM per child	Category		Total
		Rural	Urban	
UPS	Poor	6	1	7
		37.5%	100.0%	41.2%
	Satisfactory	7	0	7
		43.8%	.0%	41.2%
	Good	3	0	3
		18.8%	.0%	17.6%
	Total	16	1	17
100.0%		100.0%	100.0%	

In Upper Primary Schools, in 7 (41.2%) UPS, children reported the quantity of the MDM supplied was poor, in 7 (41.2%) they said it was satisfactory, and in 3 (17.6%) it was reported to be good.

(iii).Children’s Reaction to Quality and Quantity of food

The Quality of the rice and dal is reported to be good in majority sample schools. In terms of Quantity of rice and Dal, children reported that they are happy.

The children sometimes do not take full plate because they find the rice not properly cooked.

9. SUPPLEMENTARY

- i. Whether children are given micronutrients (Iron, folic acid, vitamin – A dosage) and de-worming medicine periodically?**
- ii. Who administers these medicines and at what frequency?**
- iii. Is there school Health Card maintained for each child?**

Under the MDM scheme, all the schools are required to provide to their students some micro nutrients like folic acid, iron tablets and Vitamin A tablets.

Location	Provision of Supplementary diet	Category		Total
		Rural	Urban	
PS	Yes	2	-	2
		13.3%	-	13.3%
	No	13	-	13
		86.7%	-	86.7%
	Total	15	-	15
100.0%		-	100.0%	
UPS	Yes	8	1	9
		50.0%	100.0%	52.9%
	No	8	0	8
		50.0%	.0%	47.1%
	Total	16	1	17
100.0%		100.0%	100.0%	

It was observed by the monitoring team that in 2 (13.3%) Primary Schools and 9 (52.9%) Upper Primary Schools, children were given micro nutrients like folic acid, iron and vitamin A. It was seen that such extra nutritional diets were given once a week to all students in convergence with the health departments. The school teachers were assigned duties to administer the distribution of such supplementary diets.

No health cards were issued to children at any of the schools.

List of schools where micro-nutrients to children are not given: PS Baasin, PS Saantara, PS Bharni, UPS Khursidih, PS Khedamara, UPS Pathora, UPS Semaria, PS Ajora, PS Siloda, PS Khilorakhurd, UPS Girhola, PS Aheri, UPS Tumakala, UPS Khapri

8. STATUS OF COOKS

- i. Who cooks and serves the meal? (Cook/helper appointed by the Department or Self Help Group, or NGO or Contractor)**
- ii. Is the number of cooks and helpers adequate to meet the requirement of the school?**
- iii. What is remuneration paid to cooks/helpers?**
- vi. Are the remuneration paid to cooks/helpers regularly?**
- vii. Social Composition of cooks /helpers? (SC/ST/OBE/Minority).**

The meal is cooked by the cooks and helpers of the Self-Help Groups. It is observed that the number of cooks and helpers are adequate in number and meet the demand. Regarding the payment given to cook-cum-helpers, it was found by the monitoring team that in all the Primary Schools and Upper Primary Schools of the sample (schools), the cook-cum helpers were being paid Rs. 1200 per month.

Table No.4 .9: Remuneration paid to cooks cum helpers regularly				
Location	Remuneration paid to cooks cum helpers regularly	Category		Total
		Rural	Urban	
PS	Yes	9	-	9
		60.0%	-	60.0%
	No	6	-	6
		40.0%	-	40.0%
Total	15	-	15	
	100.0%	-	100.0%	
UPS	Yes	7	0	7
		43.8%	.0%	41.2%
	No	9	1	10
		56.2%	100.0%	58.8%
Total	16	1	17	
	100.0%	100.0%	100.0%	

About the regularity of the remuneration paid to the cook-cum-helpers, it was seen that in 9 (60%) Primary Schools and 7 (41.2%) Upper Primary School, the cook cum helpers were paid regularly whereas in the remaining schools the payment was delayed.

List of schools in which the payment of remuneration to cook cum helpers was delayed is as follows: PS Borai, UPS. Fekri, UPS Borai, PS Saantara, PS Bharni, UPS Khursidih, PS Daganiya, UPS Dumardih, PS Khedamara, UPS Rasmada, UPS Pathora, UPS Ahiwara, UPS Thanaud, UPS Purda, PS Ajora, UPS Girhola

Social composition of the Cooks indicates that majority are from the OBC community, followed by Scheduled Caste, and Schedule Tribe.

11. INFRASTRUCTURE

Is a pucca kitchen shed-cum-store:

- (a) Constructed and in use**
- (b) Constructed but not in use under**
- (c) Under construction**
- (d) Sanctioned, but constructed not started**
- (e) Not sanctioned**
- (f) Any other (specify).**

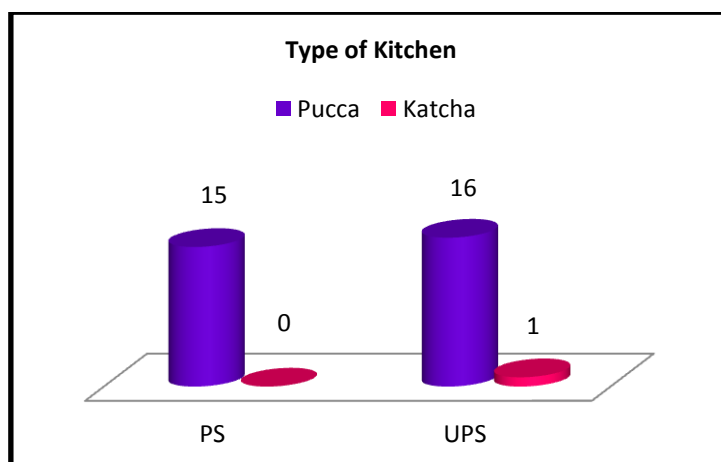
The monitoring team found that in 11 (73.3%) Primary Schools and 8 (47.1%) Upper Primary Schools, the kitchen shed was constructed and in use. It was also observed that in 4 (26.7%) Primary Schools and 4 (23.5%) Upper Primary Schools, the kitchen sheds were constructed but not in use. It was also observed that in 1 (5.9%) Upper Primary School, funds were sanctioned but construction had not started.

Location	Type of kitchen	Category		Total
		Rural	Urban	
PS	Constructed and in use	11	-	11
		73.3%		73.3%
	Constructed but not in use	4		4
		26.7%	-	26.7%
Total	15	-	15	
	100.0%	-	100.0%	
UPS	Constructed and in use	7	1	8
		43.8%	100.0%	47.1%
	Constructed but not in use	4	0	4
		25.0%	.0%	23.5%
	Sanctioned, but construction not started	1	0	1
		6.2%	.0%	5.9%
	Not sanctioned	1	0	1
		6.2%	.0%	5.9%
Total	16	1	17	
	100.0%	100.0%	100.0%	

Location	Type of kitchen	Category		Total
		Rural	Urban	
PS	Pucca	15	-	15
		100.0%	-	100.0%
	Total	15	-	15
		100.0%	-	100.0%
UPS	Pucca	15	1	16
		93.8%	100.0%	94.1%
	Semi-Pucca	1	0	1
		6.2%	.0%	5.9%
	Total	16	1	17
		100.0%	100.0%	100.0%

Regarding the types of kitchen, it was observed by the monitoring team that in 15 (100.0%) Primary Schools and 16 (94.1%) Upper Primary Schools, pucca kitchen sheds were made, and in 1 (5.9%) Upper Primary School, semi-pucca kitchen shed was made.

Figure No.4 (c): Type of Kitchen





Kitchen shed in sample school

13. In case the pucca kitchen shed is not available, where is the food being cooked and where the food grains /other ingredients are being stored?

Table No.4.12 : Place of cooking				
Location	Place of cooking	Category		Total
		Rural	Urban	
PS	Open space	1	-	1
		6.7%	-	6.7%
	Thatched house	2	-	2
		13.3%	-	13.3%
	Others	12	-	12
		80.0%	-	80.0%
Total	15	-	15	
		100.0%	-	100.0%
UPS	School verandah	2	0	2
		12.5%	.0%	11.8%
	Thatched house	3	0	3
		18.8%	.0%	17.6%
	Others	11	0	11
		68.75%	.0%	68.75%
Total	16	1	17	
		100.0%	100.0%	100.0%

It was observed by the monitoring team that in 1 (80.0%) Primary School cooking was being done in open space, and in 2 (13.3%) Primary Schools, cooking was done under a thatched roof. Whereas, in 2 (11.8%) Upper Primary Schools, cooking was being done in school verandah and in 3 (17.6%) it was done in a thatched house.

Location	Place of storage of food grain (Buffer stock)	Category		Total
		Rural	Urban	
PS	Classroom	7	-	7
		46.7%	-	46.7%
	HM's room	1	-	1
		6.7%	-	6.7%
	SMC President's house	1	-	1
		6.7%	-	6.7%
	Others (please specify)	6	-	6
40.0%		-	40.0%	
Total	15	-	15	
	100.0%	-	100.0%	
UPS	Classroom	11	0	11
		68.8%	.0%	64.7%
	Others (please specify)	5	1	6
		31.25%	100.0%	35.2%
	Total	16	1	17
100.0%		100.0%	100.0%	

It is observed that in 7 (46.7%) Primary Schools and 11 (64.7%) Upper Primary Schools, the buffer stock is stored in classrooms and in 1 (6.7%) Primary School, it is stored in HM's room, in 1 (6.7%) Primary School, it is stored in SMC President's house.

The Monitoring Institute has observed that in all the schools buffer stock was maintained.

9. Whether potable water is available for cooking and drinking purpose?

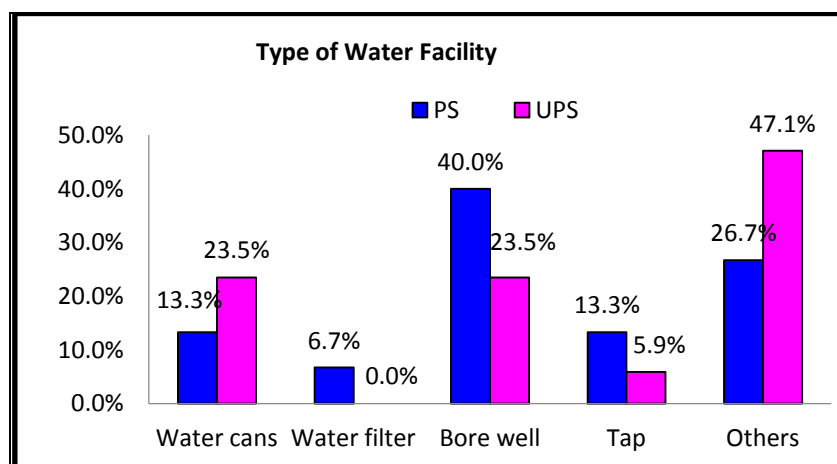
Location	Type of water facility	Category		Total
		Rural	Urban	
PS	Water Cans	2	-	2
		13.3%	-	13.3%
	Bore-well	6	-	6
		40.0%	-	40.0%
	Tap	2	-	2
		13.3%	-	13.3%
	Others	6	-	6
40.0%		-	40.0%	
Total	15	-	15	
	100.0%	-	100.0%	
UPS	Water Cans	4	0	4
		25.0%	.0%	23.5%
	Bore-well	4	0	4
		25.0%	.0%	23.5%
	Tap	1	0	1
		6.2%	.0%	5.9%
	Others	7	1	8
43.8%		100.0%	47.1%	
Total	16	1	17	
	100.0%	100.0%	100.0%	

It is mandatory for all schools to provide drinking water to all students and also for cooking of the MDM. In respect of facilities available for potable water for cooking and drinking purpose, it was noticed that in Primary Schools, 2 (13.3%) used water cans, 6 (40.0%) used bore-well water, and 2 (13.3%) used tap water.

In Upper Primary Schools, it was observed that 4 (25.0%) used water cans, 4 (23.5%) used bore-well water and 1 (5.9%) used tap water.

The details are given in Figure.

Figure No.4 (d): Type of water facility



14. Whether utensils used for cooking food are adequate?

Among the 40 (including 8 Centralized Kitchen schools) sample schools visited by the Monitoring Institute, in Durg district it is observed that all schools have adequate cooking vessels for cooking the MDM.

15. What is the kind of fuel used? (Gas based/firewood etc.)

Location	Kind of fuel used	Category		Total
		Rural	Urban	
	Firewood	15	-	15
		100.0%	-	100.0%
	Total	15	-	15
		100.0%	-	100.0%
UPS	Firewood	14	1	15
		87.5%	100.0%	88.2%
	Coal	1	0	1
		6.2%	.0%	5.9%
	Cowdung	1	0	1
		6.2%	.0%	5.9%
Total	16	1	17	
	100.0%	100.0%	100.0%	

It was observed that in 15 (100.0%) Primary Schools and 15 (88.2%) Upper Primary Schools used firewood as fuel. It was observed that cow-dung and coal was also used at Upper Primary Schools.

List of schools where coal is used: UPS Borai

List of schools where cow-dung cake is used: UPS Semaria

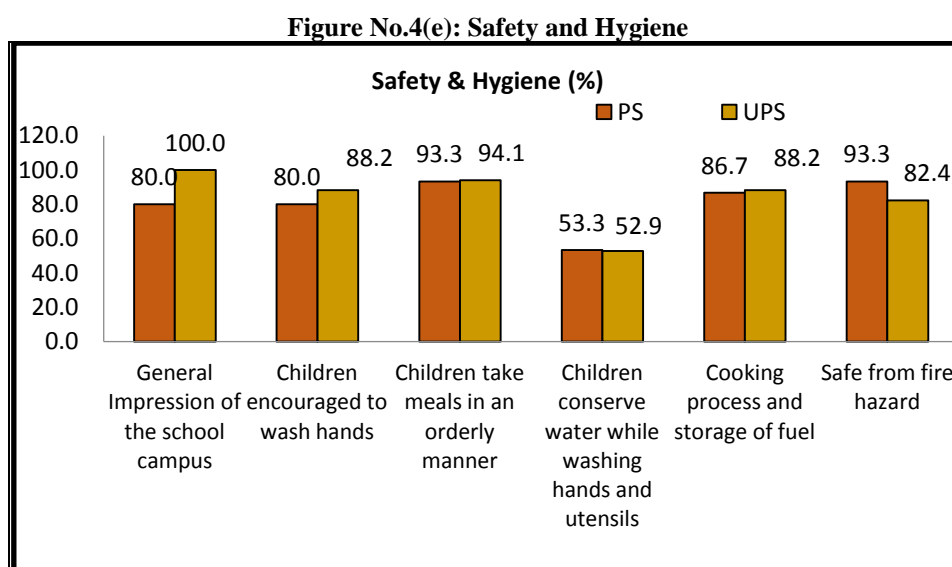
16. SAFETY & HYGIENE

- i. General Impression of the environment, Safety and hygiene:
- ii. Are children encouraged to wash hands before and after eating
- iii. Do the children par take meals in an orderly manner?
- iv. Conservation of water?
- v. Is the cooking process and storage of fuel safe, not posing any fire hazard?

Location	General impression of the school campus	Category		Total
		Rural	Urban	
PS	Clean	12	-	12
		80.0%	-	80.0%
	Not Clean	3	-	3
		20.0%	-	20.0%
Total		15	-	15
		100.0%	-	100.0%
UPS	Clean	16	1	17
		100.0%	100.0%	100.0%
	Total	16	1	17
		100.0%	100.0%	100.0%

A good and clean environment is an integral part of school. It was observed by the monitoring team that 12 (80.0%) Primary Schools and 17 (100.0%) Upper Primary Schools were found to be clean.

List of schools not found to be clean: PS Ghamgha, PS Saantara, and PS Bharni





Children used water for washing hands

Encouragement of children to wash hands is also a duty of the teachers. The monitoring teams observed that in 12 (80.0%) Primary Schools and 15 (88.2%) Upper Primary Schools, children were encouraged by the teachers to wash hands before and after taking food.

It is the duty of the schools to serve hot cooked meal to the students and the latter to receive it in an orderly manner. Teachers are deputed to see that children sit in proper rows, preferably on jute mats, after washing hands, and say a word of prayer before taking their food. The monitoring institute found that in 14 (93.3%) Primary Schools and 16 (94.1%) Upper Primary Schools the children took food in an orderly manner.

In 8 (53.3%) Primary Schools and 9 (52.9%) Upper Primary Schools, the children were found to be conserving water while washing hands and utensils.

In 13 (86.7%) Primary Schools and 15 (88.2 %) Upper Primary Schools, the monitoring team found that cooking process and storage of fuel was safe.

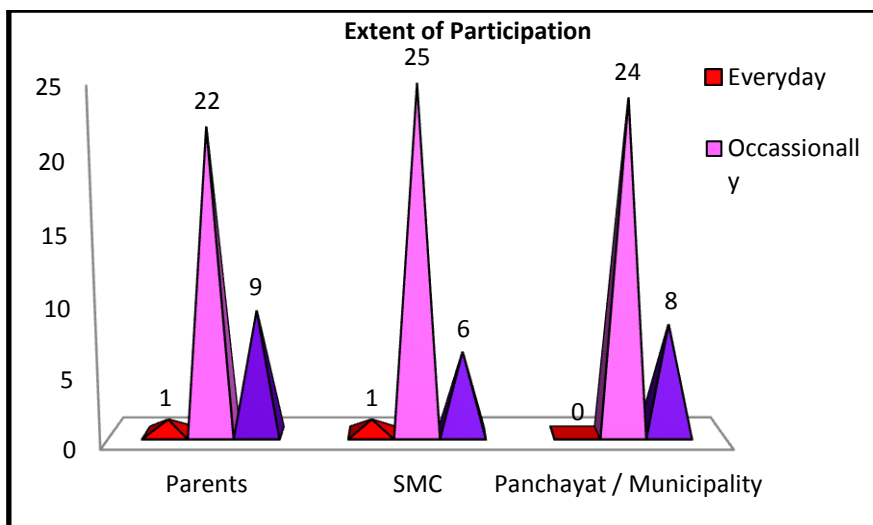
17. COMMUNITY PARTICIPATION

Extent of participation by Parents/SMCs/Panchayats/Urban bodies in daily supervision, monitoring, participation

Community participation is an integral part of development of schools. It was observed by the monitoring team that the participation of parents, SMC members, members of Panchayats and urban bodies in school management activities.

In majority of the schools of the sample the MI has noticed that SMC members and parents occasionally visit the schools for participating in schools activities.

Figure No. 4(f): Extent of participation



Regarding the extent of participation, it was observed by the monitoring team that SMC members showed more participation as compared to parents and members of Panchayat and Municipality.

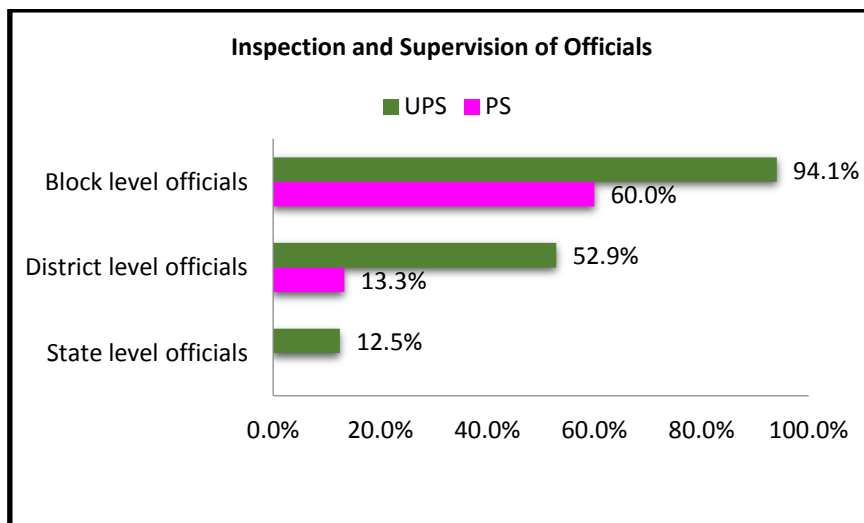
Regarding the perception of overall implementation of MDM program, the monitoring team found that in 2 (13.3%) Primary Schools and 1 (5.9%) Upper Primary Schools, the parents felt that they are quite satisfactory about the MDM, whereas in 5 (33.3%) Primary Schools and 5 (29.4%) Upper Primary Schools, satisfactory implementation was observed. In 4 (26.7%) Primary Schools and 9 (52.9%) Upper Primary Schools, the implantation of the program, was found to be good.

18. INSPECTION & SUPERVISION

Has the mid- day meal programme been inspected by any state/district/block level officers/officials.

It is observed by the monitoring team that in 2 (12.5%) Upper Primary Schools, the State level officials visit the schools and see the MDM implementation whereas in 2 (13.3%) Primary Schools and 9 (52.9%) Upper Primary Schools the MI has noticed that District Level Officials like DEOs visit the schools for MDM inspection and in 9 (60.0%) Primary Schools and 16 (94.1%) Upper Primary Schools, Block level officials were seen to be conducting the inspection. But in practice these visits have not contributed for any improvement of the programme implementation. It was reported that the visits are formal.

Figure No.4(g): Inspection and Supervision by Officials



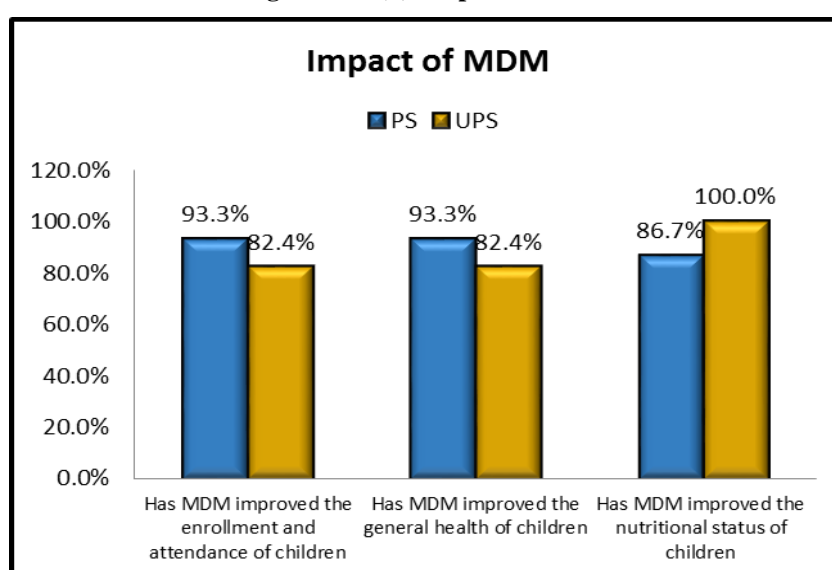
19. IMPACT

Has the mid-day meal improved the enrollment, attendance of children in school, general wellbeing (nutritional status) of children? Are there any other incidental benefits due to serving cooked meal in schools?

The Mid-Day-Meal programme is helping the poor children to get the noon meal. The monitoring team has observed the MDM scheme encouraged children's enrollment and attendance in schools. It was found that in 14 (93.3%) Primary schools and 14 (82.4%) Upper Primary Schools MDM had improved the enrollment and attendance of the children.

The MI observed that children are taking MDM regularly. There is enough scope for improvement with continuous monitoring and facilitating the arrangements for better implementation.

Figure No.4(h): Impact of MDM



1. Report on Centralized Kitchen – Mid-Day-Meal scheme (DURG)

The Monitoring Institute has monitored the MDM activities in Durg district and noticed that there are two agencies supplying the MDM to the children through centralized kitchen shed.

Name of the organization managing Centralized kitchen:

- 1. The Akshaya Patra Foundation based at Sector-6 Bhilai Nagar , Durg**
- 2. Sakhi Saheli MahilaSwaSahayata Samooh, Shankar nagar , pani Tanki ,Durg**

- A) Akshaya Patra Foundation Centralized Kitchen:** The centralized kitchen is based at Bhila nagar, Durg. The Organization is supplying food to 139 high schools with a total of 18000 students out of these the Primary sections consists of nearly 2500 children.. The approximate kitchen is 9,000 Sqr.Ft.

B) . Sakhi Saheli Mahila Swa Sahayata Samooh :

The centralized kitchen is based at Shankar nagar , Durg. The Organization is supplying food to 89 schools with a total of 12000 students. The approximate kitchen is 1200 Sqr.Ft.

2. **Organization chart:**

A) **Sakhi Saheli Mahila Swa Sahayata Samooh:** The NGO has about 20 people working to cook and transport MDM to all schools regularly. There were 1 kitchen in-charges, 1 store in-charges, Manager in charge is acting as purchase in-charge, one Head cook, 7 cooks, 7 helpers for serving at the school level and also acting like handlers and distributors, 1 cleaners and sweepers.

B) **The AkshayaPatra Foundation:** The NGO has about 90 people working to cook and transport MDM to all schools regularly. There were Two kitchen in-charges, 1 store in-charges, Two purchase in-charge, Two Head cook, 2 cooks, 15 helpers for serving at the school level and 35 handlers and distributors, 16 cleaners and sweepers, 15 members in other persons.

3. **Infrastructural facilities:** The central kitchen sheds of the above two agencies have adequate space for receiving food grains, food articles, adequate space for store and cooking the food.

4. **Procurement and storage of food Items:** The central kitchen procures rice from the Government on a monthly basis. It purchases pulses, cereals, spices, fats and oils on a weekly basis and vegetables on daily basis.



5. **Cleanliness of food items:** It was observed by the Monitoring Institute that all items such as rice, vegetables, dal etc., are first thoroughly cleaned and washed before cutting and cooking.

The workers continuously sweep and mop the floor to prevent water blockage. It was also observed that the lapse of time between cooking and transporting to schools is less than 1 hour.

6. **Management of the left-over food:** Regarding the management of the left-over food it is observed that the left-over food .

7. **Dish washing:** It was observed by the MI team that all containers carrying food and utensils used for cooking are washed with water and detergent soap.

8. **Personal hygiene practice:** It was observed by the MI that the workers were not wearing clean uniforms, head gears and gloves. However, they seem to be clean.

9. **Toilet facility:** Though toilet facilities are available at the central kitchen they are inadequate in number.

10. **Food transportation:** The centralized kitchen is having vans for transporting the cooked meal to various schools as per the scheduled routes.
11. **Procurement of pulses and condiments:** It is observed that the procurement of pulses and condiments are from the open market and the spices, oil and salt packets are products of branded company (Agmark). Iodized salt is being used in cooking.
12. **Food evaluation:** The Monitoring Institute team has tasted the food at centralized kitchen as well as in the schools where the food is being supplied and noticed that the quality of the food is good. However, it is noticed that most of the children in the sample schools are not taking the supplied meal.



13. **Overall impression of the Central kitchens at Durg :**

It is noticed by Monitoring Institute team that food cooked at The Akshaya Foundation and Sakhi Saheli Mahila Swayam Sahayata Samooh kitchen is of fair quality. The place is kept safe and hygienic and good quality ingredients are used in preparation of food. Proper lighting and ventilation is provided.

Further it is observed that the centralized kitchen organized by both the organizations are serving the children of Durg Schools and reported that day by day the availing children's number is coming down because of non-advocacy of the programme and lack of motivation regarding the supply of Mid Day Meal. The major reason is the supply of similar taste and kind of food every week and also sometimes the quality is not maintained.

2. School wise analysis

The Monitoring Institute has visited 04+4=8 Urban schools where the food is served from the two Centralized kitchen. Among these schools, it is noticed that the total enrollment of the children is 986, out of this 571 children have attended the school on the day of MI visit for availing the Mid Day Meal it is noticed that ., 638 children actually availed the Mid Day Meal. The details can be seen from the table.

Sl. No.	Name of the School	Total Number of the children enrolled	Total Number of children attending the school on the day of MI visit	Total Number of children availing the Mid-day Meal
1	UPS Padmanabhpur	96	45	96
2	UPS Jamul	123	106	106
3	PS Shivpuri	81	55	20
4	PS Katulbor	128	93	50
5	PS Khelabadi	57	34	20
6	PS Nai Police Line	114	76	70
7	PS Jamul	190	121	109
8	PS Bhilai	197	141	197

Display of Menu:

It is observed that the Centralized kitchen has circulated the weekly menu and the same was displayed in the school but not in the noticeable place of the school. Moreover the menu is not indicating the entitlements of the quantity of the food per child every day.

Receiving the food at school point:

It is observed that the Centralized kitchen sends the food in vans to the schools. At the school point the teachers and other staff receives the food at around 1100 hrs to 1200 hrs.

Distribution of food in the sample schools:

It is observed that in the sample schools, the helper helps the teachers sometimes to distribute the food. The food is found to be hot at the time of distribution.

Further it is also noticed that almost 50% of the food is being unutilized the same is discussed with the children and they felt that on the day of vegetable pulav more consumption will be there by the children.

Overall impression of the food supplied by Centralized kitchen at the school point:

The Monitoring Institute has observed that the food supplied by the Centralized kitchens in Durg district reaching the schools during lunch time, and it is reported that the food delivered to the schools is sometimes delayed because of vehicle problem.

The quantity and quality of the food supplied by the Centralized kitchen is satisfactory. Because of routine taste and flavor sometimes the supplied food item is not used by the community, the prescribed protein content in the menu is missing, the intake of the food is found to be less. Among the sample schools visited by the MI in almost 50% of the schools the supplied food remains unutilized by the children.



**DISTRICT REPORT OF
KABIRDHAM (KAWARDHA)**

5. District Level Half Yearly Monitoring Report

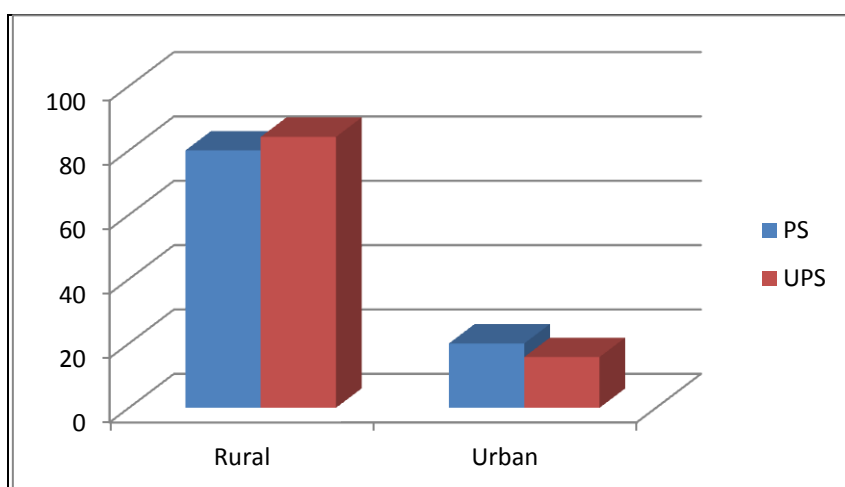
District: KABIRDHAM

1. REGULARITY IN SERVING MEAL:

Whether the school is serving hot cooked meal daily? If there was interruption, what was the extent and reasons for the same?

The Monitoring Institute visited the selected 40 sample schools of Kabirdham district. They include 21 Govt. Primary Schools and 19 Upper Primary Schools. Schools from both rural and urban areas were monitored.

Figure No.5(a): Distribution of sample schools in Kabirdham district



Children taking MDM

Out of the 40 selected sample schools in Kabirdham district visited by the MI, it is observed that in 20 (95.2%) Primary schools and 18 (94.7%) Upper Primary Schools the food is being served 'hot' to the school children on daily basis and whereas in two schools, namely, KGBV Lohara and PS Bhaibod it is observed that hot food is not being served to the students.

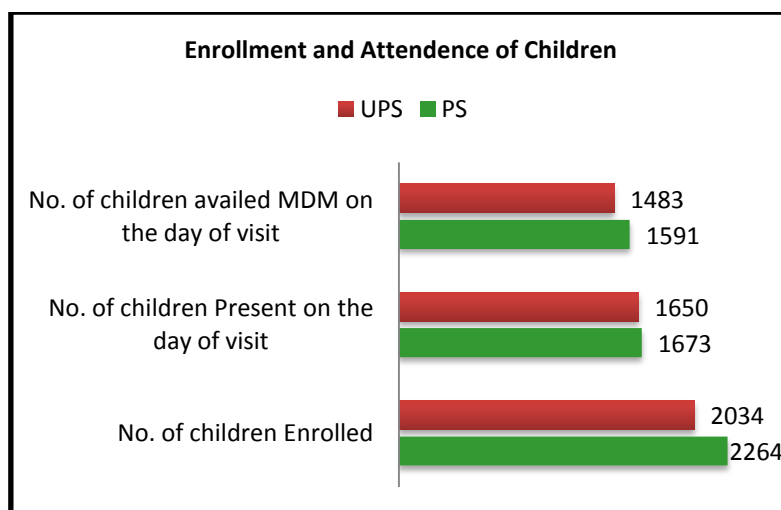
Table No. 5.1: Details of Serving of Hot cooked meal daily in sample schools					
Category			Area		Total
			Rural	Urban	
PS	the school is serving hot cooked meal daily	Yes	15 93.8%	5 100.0%	20 95.2%
		No	1 6.2%	0 .0%	1 4.8%
	Total		16 100.0%	5 100.0%	21 100.0%
UPS / MS	the school is serving hot cooked meal daily	Yes	15 93.8%	3 100.0%	18 94.7%
		No	1 6.2%	0 .0%	1 5.3%
	Total		16 100.0%	3 100.0%	19 100.0%

2.TRENDS:

Extent of variation (As per school records vis-à-vis Actual on the day of visit)

The Monitoring Team visited 40 sample schools of Kabirdham district. The total children enrolled in sampled Primary schools is 2264, out these 1673(73.89%) children attended the school and 1591(70.27%) children availed the Mid Day Meal. In case of 19 Upper Primary schools the total enrolment recorded in the school attendance registers is 2034. Out of these 1650(80.12%) children have attended the school and 1483(72.91%) children availed the MDM on the day of visit to the schools by the MI.

Figure No.5.2: Enrolment and Attendance of children for Mid-day meals in sample schools



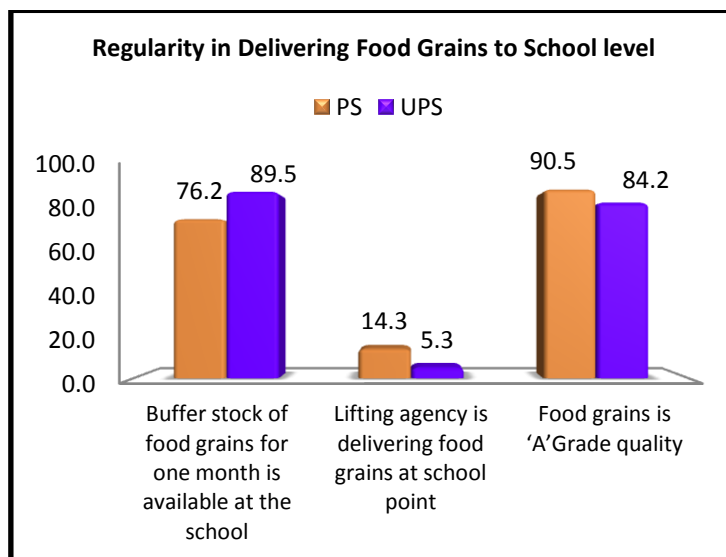
3. REGULARITY IN DELIVERING FOOD GRAINS TO SCHOOL LEVEL:

- (i) **Is school receiving food grain regularly? If there is delay in delivering food grains, what is the extent of delay and reasons for the same?**
- (ii) **Is buffer stock of one-month's requirement is maintained?**
- (iii) **Is the food grains delivered at the school?**

In respect of the 40 sample schools visited by the MI, it is observed that in 3(14.3%) Primary schools, and 1 (5.3%) Upper Primary Schools, of the sample school the food grains are delivered to the school regularly. The MI has observed the regular supply of food grains is not done in KGBV Lohara, UPS Mahratola, UPS Basinjhor, PS Bandha tola, UPS Girls Bodla, PS Bhagutola, PS Bodla, UPS harinchhapara, PS Bhaisbod, UPS Saraipatera, PS Rahmankampa, UPS Parswara, UPS Bano, PS Chhirbandha, PS Torla, PS Bharewa purn, UPS Boys Kunda, UPS Khadaudakala, PS Budhwara, PS Raghuaj Girls Pandariya, PS Rampur Plat, PS Ghanikuta, UPS Sivanikhurd, UPS Mahamaya Para, UPS Bairakh, PS Bholbajja, PS Binauri, UPS Pandatari, PS Silhati, PS Kailash Nagar, Men PS Kawardha, PS Khalsa, PS Shankar Nagar, UPS Ganga Nagar, UPS Girls and KGBV Kawardha.

In connection with maintenance of buffer stock (one month's requirement of food grain,) it is observed that the buffer stock is being maintained in 16 (76.2%) sample Primary Schools and 17 (89.5 %) Upper Primary Schools, whereas in rest of the sample schools the buffer stock is not maintained. They are: PS Bandha tola, PS Bhaisbod, PS Chhirbandha, PS Silhati, PS Kailash Nagar, PS Shankar Nagar and UPS Girls Bodla.

Figure No.5(c): Availability of Food grains





Buffer stock in sample school

4. REGULARITY IN DELIVERING COOKING COST TO SCHOOL:

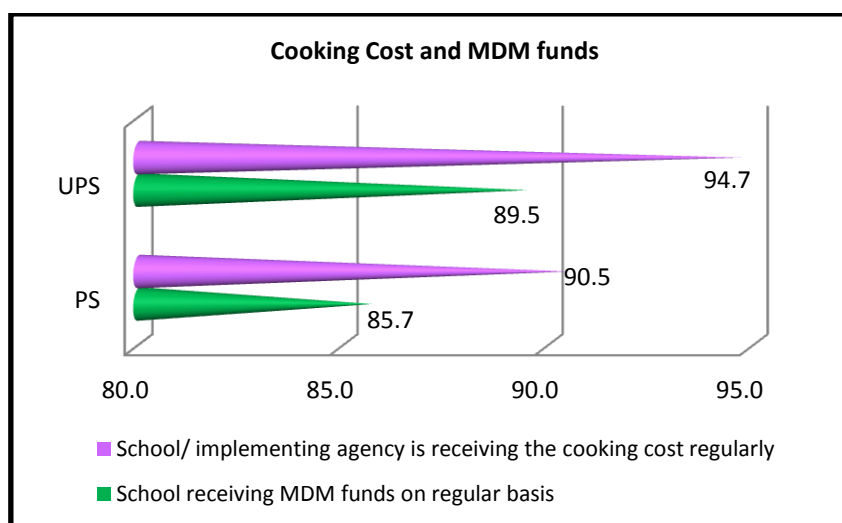
- (i) Is school receiving cooking cost in advance regularly? If there is delay in delivering cooking cost what is the extent of delay and reasons for it?
- (ii) In case of delay, how schools manage to ensure that there is no disruption in the feeding programme?
- (iii) Is cooking cost paid by Cash or through banking channel?

The Monitoring Institute has noticed that in 19 (90.5%) Primary schools and in 18(94.7%) Upper Primary Schools of 40 sample schools of Kabirdham district, the schools are receiving the cooking cost regularly. In the rest of the schools the cooking cost is not received by the agencies. They are: PS Raghuj Girls Pandariya, UPS Sivanikhurd and PS Bholbajja.

Further, it is observed that in majority of the Primary Schools and Upper Primary Schools visited by the MI, it is reported by the teachers and head masters that the food grains are released to schools by the ration shop owners after adjusting the unspent balance of the previous month.

The payment of remuneration to cook cum helpers is through electronic transfer by the department

Figure No. 5(d):Cooking cost & MDM funds



5. SOCIAL EQUITY:

Did you observe any gender or caste or community discrimination in cooking or serving or seating arrangements?

The MI has not observed any gender or caste discrimination in cooking or serving in the sample schools of the district.

6. VARIETY OF MENU

Has the school displayed its weekly menu, and is it able to adhere to the menu displayed?

As per the norms the schools have to display the menu boards in noticeable places of the school premise and follow the same daily. The Monitoring Team has noticed that out of 21 sample Primary Schools, in 9(42.9%) Primary schools and 14(73.7%) Upper Primary Schools the weekly menu is displayed and followed. Whereas in 12 Primary and 5 Upper Primary schools the menu was not displayed, they are: KGBV Lohara, PS Bandha tola, UPS Girls Bodla, PS Bhaibod, UPS Bano, PS Chhirbandha, PS Torla, PS Bharewa purn, PS Budhwara, UPS Mahamaya Para, UPS Bairakh, PS Silhati, PS Kailash Nagar, Men PS Kawardha, PS Khalsa, PS Shankar Nagar and NRSTC Sarodha.

Is there variety in the food served or is the same food served daily? Does the daily menu include rice / wheat preparation, dal and vegetables?

Dose the daily menu include rice / wheat preparation, dal and vegetables

The MI has observed that in the sample schools of Kabirdham district, all the schools serve food with variety on daily basis and the menu includes rice, dal and with some locally available vegetables.

7. QUALITY & QUANTITY OF MEAL:

Feedback from children on

a) **Quality of meal:**

b) **Quantity of meal:**

{If children were not happy Please give reasons and suggestions to improve.}

Out of the 21 sample Primary schools visited by the MI it is observed that in 3(14.3%) schools the children reported that the quality of meal is good, whereas in 18(85.7%) schools the children were satisfied with the food provided. In respect of 19 sample Upper Primary Schools, in 9(47.4%) schools the children said that the quality of the meal is good, whereas in 10(52.6%) schools the children reported that the quality of the meal is satisfactory.

Category			Area		Total
			Rural	Urban	
PS	Quality of meal	Good	3 18.8%	0 .0%	3 14.3%
		Satisfactory	13 81.2%	5 100.0%	18 85.7%
	Total	16 100.0%	5 100.0%	21 100.0%	
UPS / MS	Quality of meal	Good	7 43.8%	2 66.7%	9 47.4%
		Satisfactory	9 56.2%	1 33.3%	10 52.6%
	Total	16 100.0%	3 100.0%	19 100.0%	

Table No. 5.3: Quantity of meal					
Category			Area		Total
			Rural	Urban	
PS	Quantity of meal	Good	2 12.5%	1 20.0%	3 14.3%
		Satisfactory	14 87.5%	4 80.0%	18 85.7%
	Total	16 100.0%	5 100.0%	21 100.0%	
UPS / MS	Quantity of meal	Good	9 56.2%	2 66.7%	11 57.9%
		Satisfactory	7 43.8%	1 33.3%	8 42.1%
	Total	16 100.0%	3 100.0%	19 100.0%	

The Monitoring Institute has visited total 40 sample schools in Kabirdham district and noticed that the children of 3(14.3%) Primary Schools opined that the quantity of the meal is good and in respect of 18(85.7%) schools the children are in feeling that the quantity of meal is satisfactory. Out of 19 sample Upper Primary Schools, in 11(57.9%) schools, the children felt good about the quantity of meal served in the schools whereas in 8(42.1%) schools children are satisfied with the quantity of the meal provided to them.

8. SUPPLEMENTARY:

- (i) **Whether children are given micronutrients (Iron, folic acid, vitamin – A dosage) and de-worming medicine periodically?**
- (ii) **Who administers these medicines and at what frequency?**
- (iii) **Is there school Health Card maintained for each child?**

Out of the 21 sample Primary schools, in 4(19%) schools, the children are given micro nutrients like Folic acid, iron and Vitamin A. Out of 19 Upper Primary schools, in 14(73.6%) schools children are provided with micro nutrients like Folic acid, iron and Vitamin A. The schools which are not given micronutrients are: PS Bandha tola, UPS Girls Bodla, PS Bhagutola, PS Bhaisbod, PS Rahmankampa, UPS Parswara, PS Chhirbandha, PS Torla, PS Bharewa purn, PS Budhwara, PS Raghuaj Girls Pandariya, PS Ghanikuta, PS Bholbajja, PS Binauri, UPS Pandatari, PS Silhati, PS Kailash Nagar, Men PS Kawardha, PS Khalsa, PS Shankar Nagar and PS Polomi.

Category			Area		Total
			Rural	Urban	
PS	children are given micro nutrients like Folic acid, Iron, and Vit A	Yes	3 20.0%	1 16.7%	4 19.0%
		No	12 80.0%	5 83.3%	17 81.0%
	Total	15 100.0%	6 100.0%	21 100.0%	
UPS / MS	children are given micro nutrients like Folic acid, Iron, and Vit A	Yes	12 75.0%	2 100.0%	14 73.6%
		No	4 25.0%	1 .0%	5 26.3%
	Total	16 100.0%	3 100.0%	19 100.0%	



Supply of micro nutrients to the children

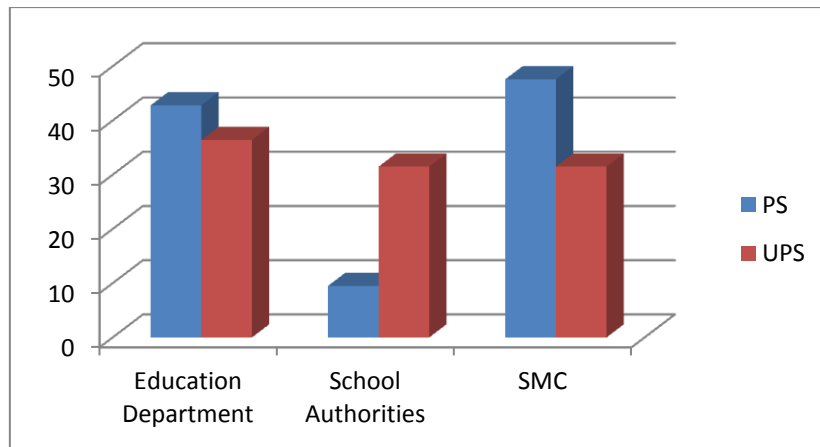
9. STATUS OF COOKS:

- (i) **Who cooks and serves the meal? (Cook/helper appointed by the Department or Self Help Group, or NGO or Contractor)**
- (ii) **Is the number of cooks and helpers adequate to meet the requirement of the school?**
- (iii) **What is remuneration paid to cooks/helpers?**
- (iv) **Are the remuneration paid to cooks/helpers regularly?**
- (v) **Social Composition of cooks /helpers? (SC/ST/OBE/Minority).**

The Monitoring Institute has observed the engagement of cook cum helpers, for MDM in 9(42.8%) schools it is noticed that cook cum helper is engaged by the Education Department, in 2(9.5%) schools they are engaged by the School authorities and in 10(47.6%) schools they are engaged by the School Management Committee. In respect of 19 sample Upper Primary schools it is observed that in 7(36.4%) schools the cook cum helpers are engaged by the Education department, in 6(31.5%) schools each cook cum helper is engaged by the School authorities and School Management Committees.

It is noticed by the MI that Rs. 1200 is being paid as honorarium for helpers in the sample schools and the payment is regular. The Social composition of the Cooks indicates that the majority of them belong to the OBC community, followed by Scheduled Tribe and Schedule Castes.

Figure No. 5(e): Engagement of Cook cum Helpers in schools



10. INFRASTRUCTURE:

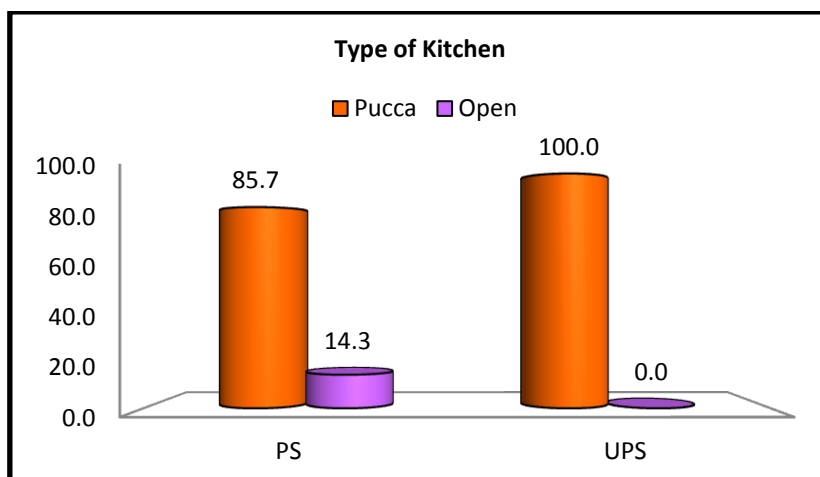
Is a pucca kitchen shed-cum-store:

- (a) Constructed and in use
- (b) Constructed but not in use under
- (c) Under construction
- (d) Sanctioned, but constructed not started
- (e) Not sanctioned
- (f) Any other (specify)

The Monitoring team observed that out of the sample Primary Schools 18(85.7%) schools have pucca kitchen and in 3(14.3%) schools cooking is done in open place. In respect of Upper Primary schools in all (100%) the sample schools the cooking is done in pucca kitchen sheds.

Out of the 21 sample Primary schools, in 18(81%) schools kitchen sheds are constructed and in use, in 1(4.8%) school kitchen shed is constructed but not in use and in 2(9.5%) schools kitchen sheds are not sanctioned. In case of Upper Primary schools in 17 schools kitchen sheds are constructed and in use, in 2 schools each kitchen sheds constructed but not in use.

Figure No. 5(f): Type of Kitchen Shed in sample schools





Cooking food in the kitchen



Kitchen shed in the sample school

11. In case the pucca kitchen shed is not available, where is the food being cooked and where the food grains /other ingredients are being stored?

The MI has observed the storage of food grains in sample schools. Among the 21 sample Primary Schools, in 9 (42.8%) schools the food grain storage point (buffer stock) is classroom, in 4 (19%) schools, the storage point of Buffer stock is Head Teacher's room and in 8 (38%) schools, the storage points are the following: Cook's house, HM's room, Kitchen shed, SHG president's home, school building and school premises.

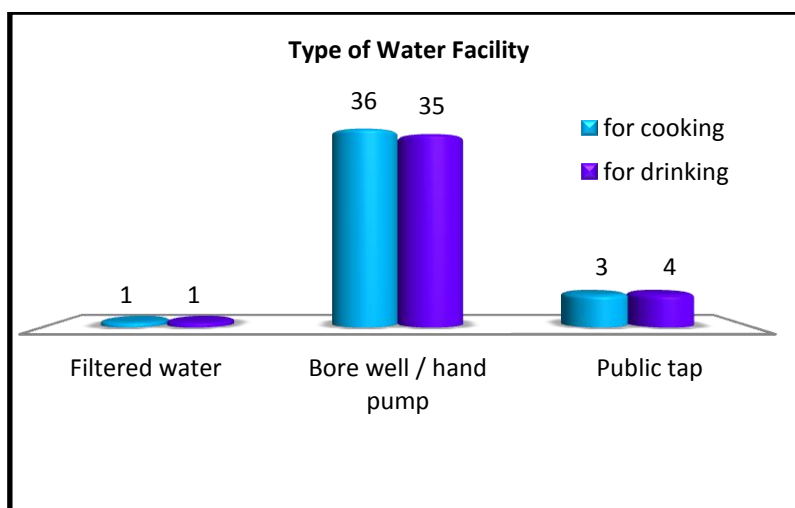
Among the Upper Primary schools, in 3 (15.8%) schools, the food grain storage point (buffer stock) is classroom, in 1 (5.3%) school the storage point is HM room and in 15(78.9%) Schools the storage points are the following: the cook's house, HM room, Kitchen shed, SHG home, school building and school premises.

Table No. 5.5: Place of storage of food grain (Buffer stock) in the schools					
Category			Area		Total
			Rural	Urban	
PS	Place of storage of food grain (Buffer stock)	Classroom	5 26.7%	4 80.0%	9 42.8%
		HM's room	3 20.0%	1 20.0%	4 19%
		Others	8 53.3%	0 .0%	8 38%
	Total	15 100.0%	5 100.0%	21 100.0%	
UPS / MS	Place of storage of food grain (Buffer stock)	Classroom	2 12.5%	1 33.3%	3 15.8%
		HM's room	1 6.2%	0 .0%	1 5.3%
		Others	13 81.2%	2 66.7%	15 78.9%
	Total	16 100.0%	3 100.0%	19 100.0%	

12. Whether potable water is available for cooking and drinking purpose?

In the 40 sampled schools visited by the Monitoring Team, it is observed that in 1(2.5%) school filtered water is supplied for cooking, 36(90%) schools are using bore well/hand pump and 2 schools are using public tap water for cooking the MDM as well as drinking purpose whereas in 1 school the filtered water is supplied to for drinking purpose

Figure No. 5(g): Water facility in sample schools



13. Whether utensils used for cooking food are adequate?

In all the 40 selected sample schools visited by the MI in Kabirdham district, it is observed that majority of the schools have kitchen utensils like rice basins, dekshas, vessels, kadai, buckets, spoons, drums etc. It is reported

by school Head Teachers and Officers concerned that in some schools the utensils are recently purchased and in some schools the records are not available in the school regarding the purchase of kitchen utensils.

14. What is the kind of fuel used? (Gas based/firewood etc.)

The MI has observed that among 3(14.3%) sampled Primary schools the cooking agencies use LPG gas as a source for cooking the food and in rest of the 18(85.7%) schools the cooking agencies are using fire-wood as the principal source of fuel for cooking the food. In respect of the Upper Primary schools, it is observed that in all 19 (100%) schools the agencies use firewood as the fuel for cooking the food.

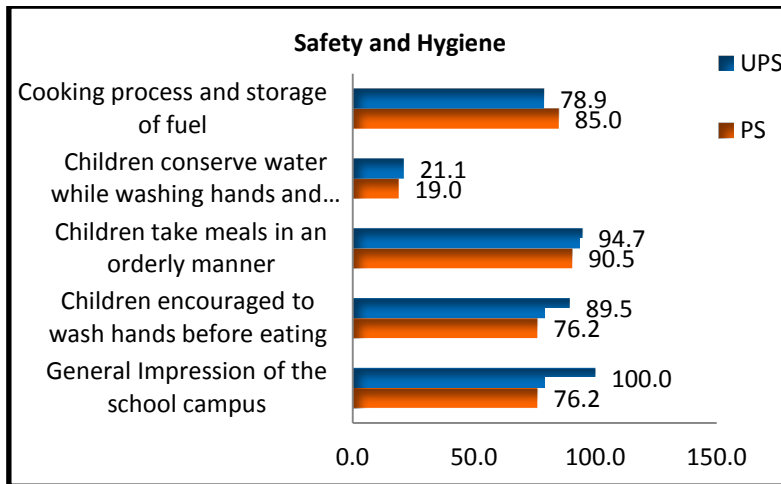
Category			Area		Total
			Rural	Urban	
PS	kind of fuel is used for cooking	Gas	0 .0%	3 60.0%	3 14.3%
		Firewood	16 100.0%	2 40.0%	18 85.7%
Total			16 100.0%	5 100.0%	21 100.0%
UPS / MS	kind of fuel is used for cooking	Firewood	16 100.0%	3 100.0%	19 100.0%
		Total	16 100.0%	3 100.0%	19 100.0%

15. SAFETY & HYGIENE:

- i. General Impression of the environment, Safety and hygiene:**
- ii. Are children encouraged to wash hands before and after eating**
- iii. Do the children partake meal in an orderly manner?**
- iv. Conservation of water?**
- v. Is the cooking process and storage of fuel safe, not posing any fire hazard?**

The MI has observed in all the 40 sample schools where the School based kitchens are available for cooking, the food under MDM in 16(76.2%) Primary schools and 19(100%) Upper Primary Schools, clean campus is available. In 16(76.2%) Primary Schools and 17(89.5%) of the Upper Primary schools, it is observed that teachers encourage the children to wash hands before and after the meals; in 19(90.5%) sample Primary schools and 18(94.7%) Upper Primary Schools, it is observed that children take meals in an orderly manner and in 4(19%) Primary schools and 4(21.5%) Upper Primary schools children conserve water while washing hands and utensils. In 17(85%) of Primary schools and in 15(78.9%) of the Upper Primary schools, the MI has noticed that cooking process and storage of fuel is in safe condition.

Figure No.5(h): Safety and Hygiene in sample schools



Children used water for washing Hands and plates



Kitchen utensils

16. COMMUNITY PARTICIPATION:

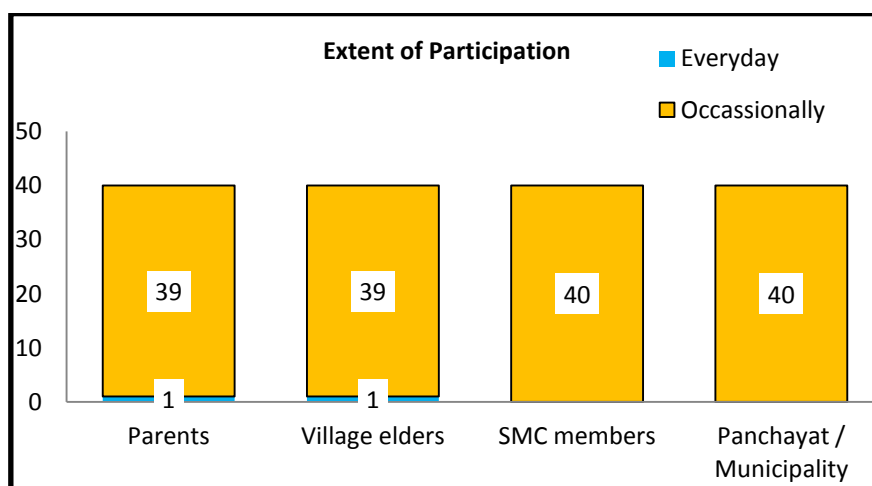
Extent of participation by Parents/VECs/Panchayats/Urban bodies in daily supervision, monitoring and participation

The MI has observed that among 40 sample schools, in 1(2.5%) school, parents visit every day and in rest of the 39(97.5%) schools the parents visit the school occasionally while MDM is being served to the children. In 1(2.5%) school the village elders visit every day and in case of the 39(97.5%) schools the village elders visit the school occasionally. In all i.e., 40(100%) schools School Management Committee members and panchayat/municipality members visit the school occasionally to know the status of implementation of MDM.



Children, parents and SMC members are interacting with the Nodal Officer on MDM quality

Figure No. 5(i): Community participation in sample schools



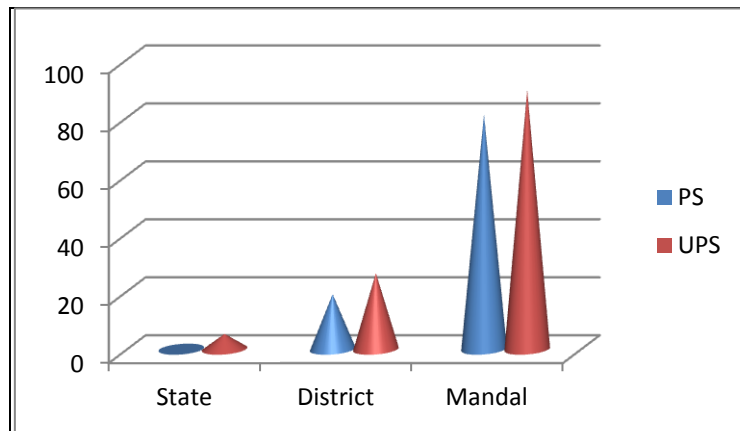
17. INSPECTION & SUPERVISION

Has the mid- day meal programme been inspected by any state/district/block level officers/officials

The MI has observed that among the Primary schools covered in the sample schools visited, there is hardly any school in connection with the implementation of MDM. However, in 4(19%) schools it is reported that district level officials are occasionally visiting the schools for seeing the MDM followed by in 17(18%) schools the visit of Block level officials. In respect of 19 sampled Upper Primary schools 1(5.3%) school visited by the State

level officials, 5(26.3%) schools visited by the District level officials and 17(89.5%) schools are visited by the Block level officials to check the implementation of the mid-day meal programme.

Figure No. 5(j): Inspection and Supervision of Officials in MDM

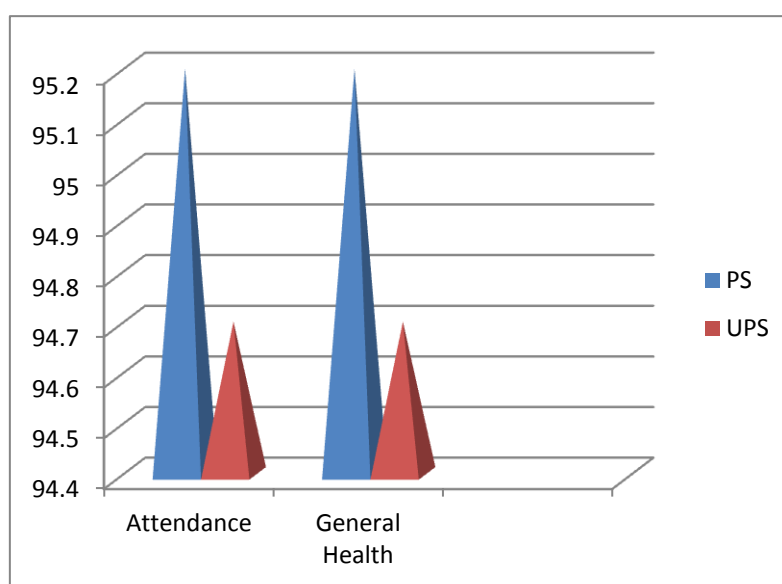


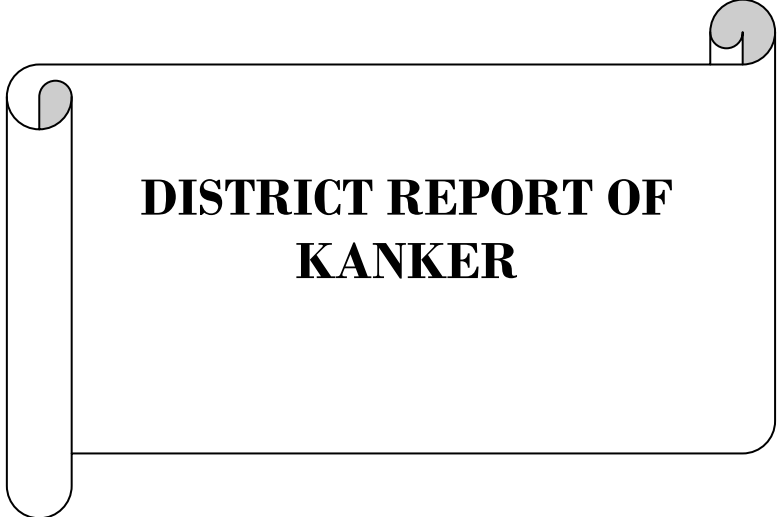
18. IMPACT

Has the mid-day meal improved the enrollment, attendance of children in school and general wellbeing (nutritional status) of children? Are there any other incidental benefits due to serving cooked meal in schools?

During the MI's visit, the Monitoring Team has collected the opinions of the Head teacher, teachers, students, school management committee members and gram panchayat members to know the impact of Mid-Day Meal programme. It is reported that the Mid-day meal programme helps the poor children to get the noon meal. In 20 (95.2%) Primary schools and in 18 (94.7%) Upper Primary Schools, it is reported that the Mid-Day Meal programme has improved the enrollment and attendance of the children in schools as well as the general health of the students.

Figure No. 5(k): Impact of Mid-day Meals in sample schools





**DISTRICT REPORT OF
KANKER**

5. District Level Half Yearly Monitoring Report

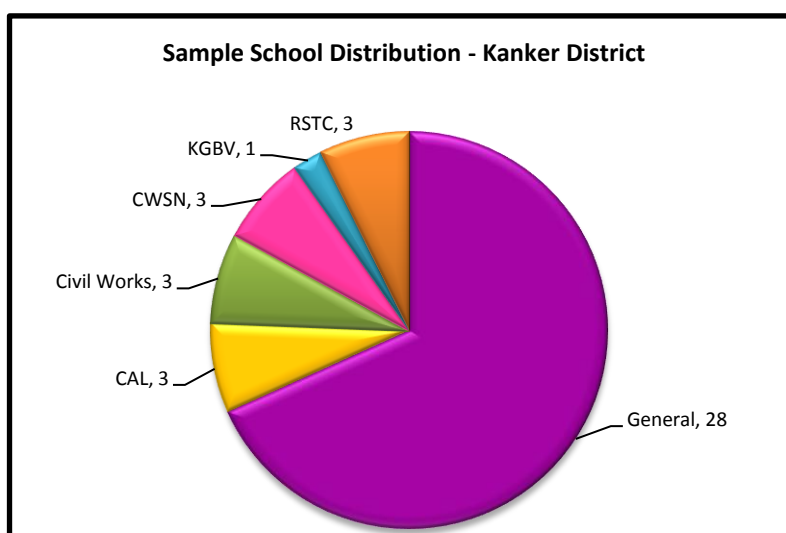
District: Kanker

1. REGULARITY IN SERVING MEAL:

Whether the school is serving hot cooked meal daily? If there was interruption, what was the extent and reasons for the same?

The monitoring of Mid-Day Meal scheme was carried out by a team from National Institute of Rural Development and Panchayati Raj, Hyderabad in Kanker District of Chhattisgarh. Among 41 sampled schools that were monitored there were 20 Govt. Middle Schools and 21 Govt Primary schools. Figure 4.1 shows sample school distribution in Kanker district showing 28 (70.00%) General Schools, 3 (7.50%) CAL schools, 3 (7.50%) Civil works schools, 3 (7.50%) CWSN schools, 1 (2.50%) KGBV and 3 (7.50%) RSTC.

Figure No. 6(a): Sample school distribution



Children taking MDM

		Category		Total
		Urban	Rural	
GPS	Yes	17	4	21
		100.0%	100.0%	100.0%
	Total	17	4	21
		100.0%	100.0%	100.0%
GMS	Yes	16	2	18
		100.0%	100.0%	100.0%
	Total	16	2	18
		100.0%	100.0%	100.0%

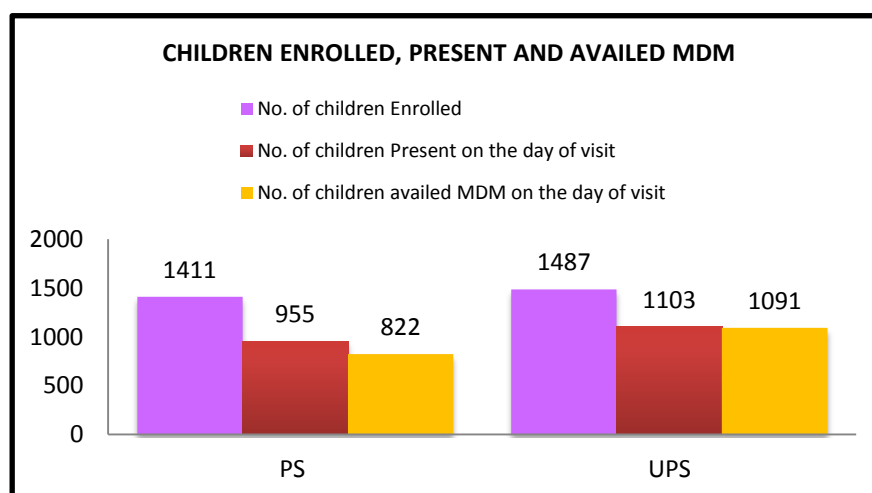
The monitoring institute has observed that in all the 21 Govt Primary and 18 Govt. Middle Schools the ‘hot’ cooked meal was served except in one Govt Primary School that is Tikarapara hot cooked meal is not regularly served.

2. TRENDS:

Extent of variation (As per school records vis-à-vis Actual on the day of visit)

Monitoring Team visited 39 sample schools which include both Govt. Primary and Govt. Middle among the sample schools in primary schools 1411 children were enrolled. Out of 1411 children 955 (67.68%) children were present on the day of MI’s visit and 822 (58.26%) children were availing the Mid-Day Meal. In Govt. Middle Schools 1487 children were enrolled, out of this 1103 (74.18%) children were present on the day of MI’s visit and 1091(73.36%) children taking the Mid-Day meals. Further it is also observed that the children’s attendance in MDM register and children present on the day of MI are found to be different, there is variation as can be seen from the below Figure 6.2.

Figure No.5(b): Enrollment, Attendance of Children in Sample schools



3.REGULARITY IN DELIVERING FOOD GRAINS TO SCHOOL LEVEL:

- (i) **Is school receiving food grain regularly? If there is delay in delivering food grains, what is the extent of delay and reasons for the same?**
- (ii) **Is buffer stock of one-month's requirement is maintained?**
- (iii) **Is the food grains delivered at the school?**

It has been observed by the Monitoring Team that in majority of the sample schools food grains were being delivered regularly.

It is observed that in 12 (63.2%) Primary Schools and 11 (68.8%) Govt Middle Schools, the buffer stock is stored in classrooms. Whereas, in 4 (21.1%) of the Primary Schools the buffer stock is stored in HM's room.

The Monitoring Institute has observed that in except in 8 schools all the schools are maintaining the buffer stock.

Further it is also noticed that in some schools the cooking agencies are lifting the food grains from the fair price shop and reported that the transportation charges are burden to them, the schools namely are GPS Sanjaynagar, GPS Dhanora, GPS Jaisakarra, GMS Heemoda, GMS Karap, GMS Ranwahi and GMS Babu Kohka.

Category			Area		Total
			Rural	Urban	
GPS	Place of storage of food grain (Buffer stock)	Classroom	9 60.0%	3 75.0%	12 63.2%
		HM's room	3 20.0%	1 25.0%	4 21.1%
		Others	3 20.0%	0 .0%	3 15.8%
	Total	15 100.0%	4 100.0%	19 100.0%	
GMS / MS	Place of storage of food grain (Buffer stock)	Classroom	10 71.4%	1 50.0%	11 68.8%
		Others	4 28.6%	1 50.0%	5 31.2%
	Total	14 100.0%	2 100.0%	16 100.0%	



Storage of food grains

4. REGULARITY IN DELIVERING COOKING COST TO SCHOOL:

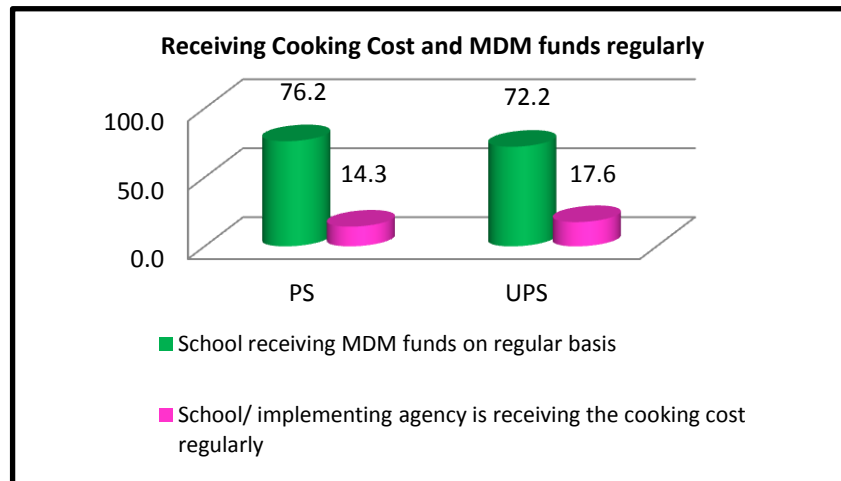
- (i) **Is school receiving cooking cost in advance regularly? If there is delay in delivering cooking cost what is the extent of delay and reasons for it?**
- (ii) **In case of delay, how schools manage to ensure that there is no disruption in the feeding programme?**
- (iii) **Is cooking cost paid by Cash or through banking channel?**

The Monitoring Team found that 3 (14.3%) Primary Schools and 3 (17.6%) Govt. Middle Schools the school/implementing agencies are receiving cooking cost regularly. The Monitoring Team has noticed that in 18 (85.7%) schools there is delay in payment of cooking cost in Primary Schools followed by 14 (82.4%) school where delay in payment of cooking cost is noticed in Govt. Middle Schools.

Regarding the payment of cooking cost the Monitoring Team observed that payments are made through e-transfer in all the schools.

In case of delay of payment of cooking cost the cooking agencies are arranging the MDM with their own finances.

Figure No.6(c): Receiving Cooking Cost and MDM funds regularly



5.SOCIAL EQUITY:

Did you observe any gender or caste or community discrimination in cooking or serving or seating arrangements?

The Monitoring Institute has observed that there is no gender or caste or community discrimination in cooking or serving of Mid-Day-Meal in the Primary schools, only one GMS Dokla was found to be biased.

6. VARIETY OF MENU

Has the school displayed its weekly menu, and is it able to adhere to the menu displayed?

As per the norms the schools have to display the weekly menu in noticeable places of the school premise and follow the same daily. The Monitoring Team observed that in sample Schools in 7 (33.3%) Primary and 13 (72.2%) Govt. Middle Schools the daily menu was displayed on a board.

In all the sample schools visited by MI, Primary as well as, Govt. Middle Schools the SHG women are cooking the food and they do not have proper awareness about the quantity of rice, dal and vegetable to be used for cooking. The MI has observed that the menu was not displayed in the following schools: Namely GPS, Dhanora, GPS, Jaisakarra, GPS, Gotapara, Dabkata, GPS, Esebeda, GMS, Heemoda, GPS, Annapurnapara,

GMS, Awari, GMS, P.V. 43 Pakhanjur, GPS, Sarvandi, GMS, Babu Kohka, GPS, Basantnagar, GPS, P.V. 42 Pakhanjur, GPS, Kalgaon, GPS, Bhatapara, GPS, Machandur, GPS, Chichgaon, GPS, P.V. 13,14,15, KGBV Antagarh, GPS, Tikarapara

Table No. 6.3: Weekly menu is displayed at a prominent place noticeable to community					
Category			Area		Total
			Rural	Urban	
GPS	Weekly menu is displayed at a prominent place noticeable to community	Yes	4 26.7%	3 50.0%	7 33.3%
		No	11 73.3%	3 50.0%	14 66.7%
	Total		15 100.0%	6 100.0%	21 100.0%
GMS / MS	Weekly menu is displayed at a prominent place noticeable to community	Yes	11 68.8%	2 100.0%	13 72.2%
		No	5 31.2%	0 .0%	5 27.8%
	Total		16 100.0%	2 100.0%	18 100.0%

7. (i) Is there variety in the food served or is the same food served daily? Does the daily menu include rice / wheat preparation, dal and vegetables?

(ii) Does the daily menu include rice / wheat preparation, dal and vegetables?

In majority of the Primary Schools and the Govt. Middle Schools i.e. 37 out of 39 visited by MI in Kanker district, it is observed that variety of the food is being served in accordance with daily menu. Daily menu includes rice and dal in all the schools whereas occasionally vegetables are being served.

8. QUALITY & QUANTITY OF MEAL:

Feedback from children on

- a) **Quality of meal:**
- b) **Quantity of meal:**
- c) **{If children were not happy Please give reasons and suggestions to improve.}**

The Monitoring Team has observed that in 11 (52.4%) Govt. Primary Schools the children reported that the quantity of the MDM supplied was good and in 09 (49.9%) Primary Schools they said quality was good, followed by 13 (72.2%) Govt. Middle Schools the children opined that the quantity is good and 11 (61.1%) opined quality of meal was good.

Children's Reaction to Quality and Quantity of food

The Quality of the rice and Dal is reported to be good in majority of the sample schools. Whereas in the remaining 10% schools the quality of rice and dal is reported to be of substandard quality. In terms of Quantity of rice and Dal, children reported that they are happy.

Table No. 6.4: Quality of meal					
Category			Area		Total
			Rural	Urban	
GPS	Quality of meal	Good	7 46.7%	2 33.3%	9 42.9%
		Satisfactory	8 53.3%	4 66.7%	12 57.1%
	Total	15 100.0%	6 100.0%	21 100.0%	
GMS / MS	Quality of meal	Good	9 56.2%	2 100.0%	11 61.1%
		Satisfactory	7 43.8%	0 .0%	7 38.9%
	Total	16 100.0%	2 100.0%	18 100.0%	

Table No. 6.5: Quantity of meal					
Category			Area		Total
			Rural	Urban	
GPS	Quantity of meal	Good	8 53.3%	3 50.0%	11 52.4%
		Satisfactory	7 46.7%	3 50.0%	10 47.6%
	Total	15 100.0%	6 100.0%	21 100.0%	
GMS / MS	Quantity of meal	Good	11 68.8%	2 100.0%	13 72.2%
		Satisfactory	5 31.2%	0 .0%	5 27.8%
	Total	16 100.0%	2 100.0%	18 100.0%	

9. SUPPLEMENTARY:

- (i) **Whether children are given micronutrients (Iron, folic acid, vitamin – A dosage) and de-worming medicine periodically?**
- (ii) **Who administers these medicines and at what frequency?**
- (iii) **Is there school Health Card maintained for each child?**

It was observed by the Monitoring Team that in 4 (19.0%) Govt. Primary Schools and 14 (77.8%) Govt. Middle Schools, children were given micro nutrients like folic acid, iron and vitamin A. It was seen that such extra nutritional diets were given once a week to all students in convergence with the health departments. The school teachers were assigned duties to administer the distribution of such supplementary diets.

No health cards were issued to children at any of the schools.

Table No. 6.6: children are given micro nutrients like Folic acid, Iron, and Vit A						
Category			Area		Total	
			Rural	Urban		
GPS	Children are given micro nutrients like Folic acid, Iron, and Vit A	Yes	3 20.0%	1 16.7%	4 19.0%	
		No	12 80.0%	5 83.3%	17 81.0%	
	Total		15 100.0%	6 100.0%	21 100.0%	
GMS / MS	Children are given micro nutrients like Folic acid, Iron, and Vit A	Yes	12 75.0%	2 100.0%	14 77.8%	
		No	4 25.0%	0 .0%	4 22.2%	
	Total		16 100.0%	2 100.0%	18 100.0%	

10. STATUS OF COOKS:

- (i) **Who cooks and serves the meal? (Cook/helper appointed by the Department or Self Help Group, or NGO or Contractor)**
- (ii) **Is the number of cooks and helpers adequate to meet the requirement of the school?**
- (iii) **What is remuneration paid to cooks/helpers?**
- (iv) **Are the remuneration paid to cooks/helpers regularly?**
- (v) **Social Composition of cooks /helpers? (SC/ST/OBE/Minority).**

The meal is cooked by the cooks and helpers of the education department, school authorities and SMC. It is observed that the number of cooks and helpers are adequate in number and meet the demand.

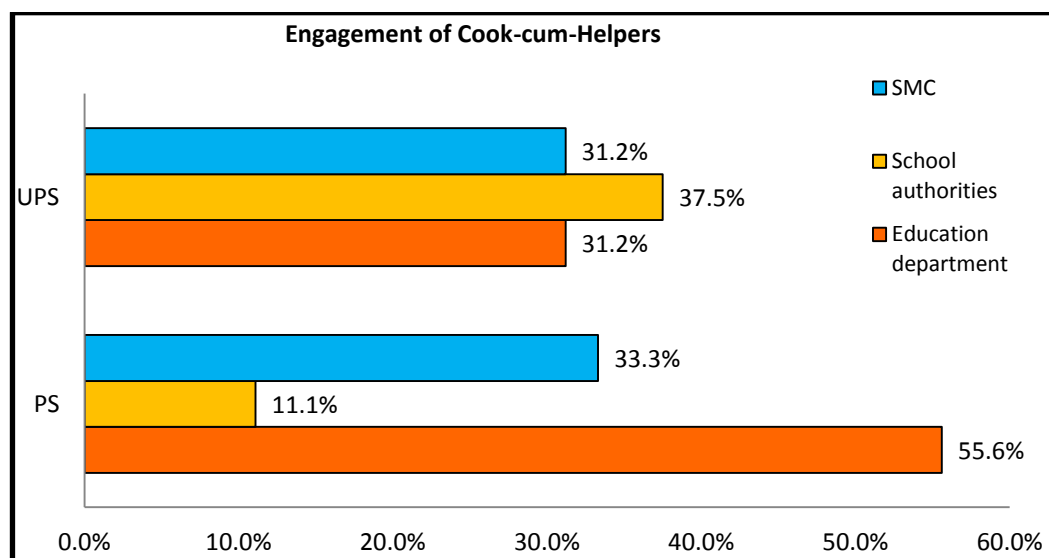
Regarding the payment given to cook-cum-helpers, it was found by the Monitoring Team that in all the Govt. Primary Schools and Govt. Middle Schools of the sample (39 schools), the cook-cum helpers were being paid Rs. 1200 per month.

About the regularity of the remuneration paid to the cook-cum-helpers, it was seen that in 15 (71.4%) of the Govt. Primary Schools and 10 (55.6%) of the Govt. Middle Schools, the cook cum helpers were paid regularly whereas in the remaining schools the payment was delayed. The list of schools in which the payment of remuneration to cook cum helpers was delayed is as follows: GPS, Dhanora, GPS, Esebeda, GMS, Ranwahi, GPS, Kalgaon, GMS, Mudpar, GMS, Lamkanhar, GMS, Dhanora, GMS, Pakhanjur, GPS, Dudhawa, GPS, Sambalpur, GMS, Amarapara, Badegory, Govt.GPS, Agannagar, GMS, Narayanpur, GMS, P.V. 86

Social composition of the Cooks indicates that majority are from the Scheduled Tribe followed by OBC community, Schedule Caste, and minority.

Category			Area		Total
			Rural	Urban	
GPS	remuneration paid to cooks cum helpers regularly	Yes	10 66.7%	5 83.3%	15 71.4%
		No	5 33.3%	1 16.7%	6 28.6%
	Total	15 100.0%	6 100.0%	21 100.0%	
GMS / MS	remuneration paid to cooks cum helpers regularly	Yes	8 50.0%	2 100.0%	10 55.6%
		No	8 50.0%	0 .0%	8 44.4%
	Total	16 100.0%	2 100.0%	18 100.0%	

Figure No.6 (d): Engagement of Cook-cum-Helper



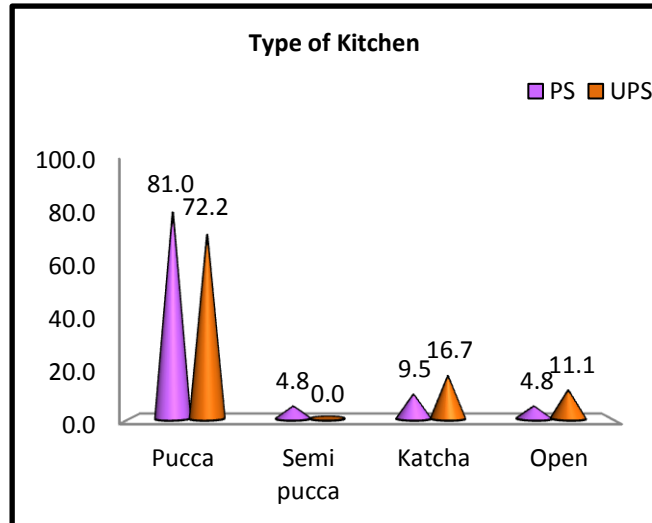
11. INFRASTRUCTURE:

Is a pucca kitchen shed-cum-store:

- (a) Constructed and in use
- (b) Constructed but not in use under
- (c) Under construction
- (d) Sanctioned, but constructed not started
- (e) Not sanctioned
- (f) Any other (specify)

The Monitoring Team found that in 15 (71.4 %) Govt. Primary Schools and 12 (70.6%) Govt. Middle Schools, the pucca kitchen was in use. Whereas, in 1 (4.8%) Govt. Primary Schools and 1 (5.9%) Govt. Middle School, pucca kitchen was constructed but not in use.

Figure No. 6(e) : Type of Kitchen



Kitchen shed in sample school

12. In case the pucca kitchen shed is not available, where is the food being cooked and where the food grains /other ingredients are being stored?

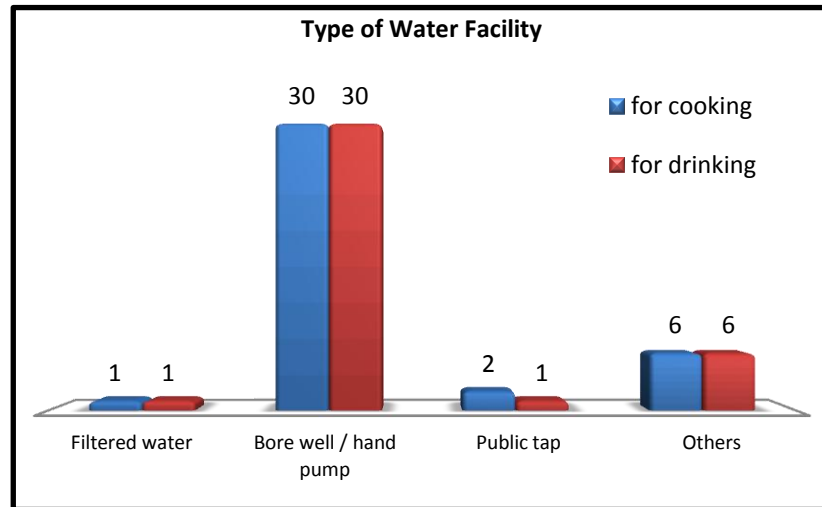
It is observed by the Monitoring Team that in 2 (25.00%) Govt. Primary Schools and 2 (33.3%) Govt. Middle Schools, cooking was being done under a thatched house and in 6 (75.00%) Govt. Primary Schools and 1 (16.7%) Govt. Middle School it was done in open space.

It was observed by the Monitoring Team that in 12 (63.2%) Govt. Primary Schools and 11 (68.8%) Govt. Middle Schools, food grains were stored in Classrooms, and in 4 (21.1%) Govt. Primary Schools they were stored in HM's room and 5 (31.2%) Govt. Middle Schools it was stored in other places.

13. Whether potable water is available for cooking and drinking purpose

It is mandatory for all schools to provide drinking water to all students and also for cooking of the MDM. In respect of facilities available for potable water for cooking and drinking purpose, it is noticed that majority of the sample schools are having hand pumps as a source of water for cooking as well as drinking. In few schools it is also noticed that public taps and filtered water is used for cooking of Mid-Day-Meal and also drinking purpose.

Figure No.6(f): Type of Water Facility



14. Whether utensils used for cooking food are adequate?

Among the 39 sample schools visited by the Monitoring Institute, in Kanker district it is observed that all schools are having adequate utensils for cooking the MDM.

15. What is the kind of fuel used? (Gas based/firewood etc.)

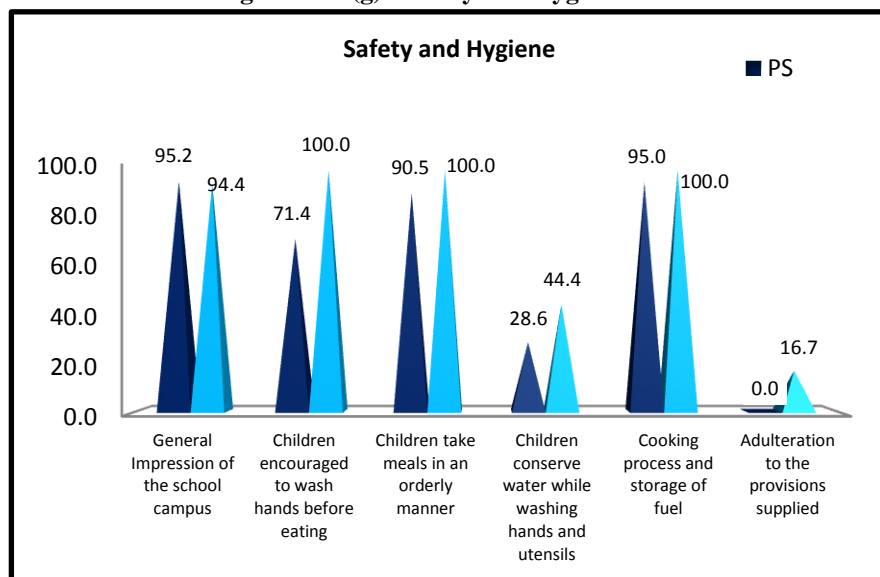
In all the sample schools it is noticed that for cooking MDM fire wood is used by the Self Help Groups.

16. SAFETY & HYGIENE:

- i. General Impression of the environment, Safety and hygiene:
- ii. Are children encouraged to wash hands before and after eating
- iii. Do the children par take meals in an orderly manner?
- iv. Conservation of water?
- v. Is the cooking process and storage of fuel safe, not posing any fire hazard?

Regarding the safety and hygiene of the school campuses, the Monitoring Team observed that in 20 (95.2%) Govt. Primary Schools and in 17 (94.4%) Govt. Middle Schools of the sample schools the clean campus was maintained.

Figure No.6(g) : Safety and Hygiene





Children using Water for washing hands

Encouragement of children to wash hands is also a duty of the teachers. The Monitoring Teams observed that in 15 (71.4%) of the Govt.Primary Schools and 18 (100.00%) Govt.Middle Schools, children were encouraged by the teachers to wash hands before taking food.

It is the duty of the schools to serve hot cooked meal to the students and the latter to receive it in an orderly manner. Teachers are deputed to see that children sit in proper rows, preferably on jute mats, after washing hands, and say a word of prayer before taking their food. The Monitoring Institute found that in 19 (90.5%) Primary Schools and 18 (100.00%) Govt. Middle Schools the children took food in an orderly manner.

In 6 (28.6%) Govt.Primary Schools and 8 (44.44%) Govt.Middle Schools, the children were found to be conserving water while washing hands and utensils.

In 19 (95.0%) Govt.Primary Schools and 18 (100.00%) Govt.Middle Schools, the Monitoring Team found that cooking process and storage of fuel was safe.

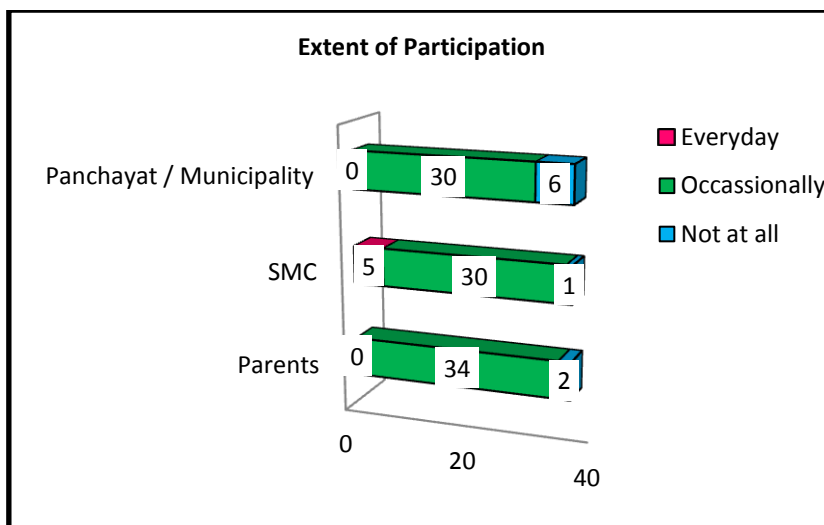
17. COMMUNITY PARTICIPATION:

Extent of participation by Parents/SMCs/Panchayats/Urban bodies in daily supervision, monitoring, participation

Community participation is an integral part of development of schools. It is observed by the Monitoring Team that the participation of parents, SMC members, members of Panchayats and urban bodies in school management activities.

In the schools of the sample the MI has noticed that SMC members and parents occasionally visit the schools for participating in schools activities. In 2 schools it is noticed that there is no participation of SMC members and parents in school activities.

Figure No. 6(h): Extent of participation



Regarding the extent of participation, it was observed by the Monitoring Team that SMC members showed more participation as compared to parents and members of Panchayat and Municipality.

Regarding the perception of overall implementation of MDM program, the Monitoring Team found that in 47.6% of the Govt. Primary Schools and Govt. Middle schools the parents felt that they are quite satisfactory about the MDM, whereas in 52.4% GPS and 44.4% GMS parents are not happy with MDM implementation

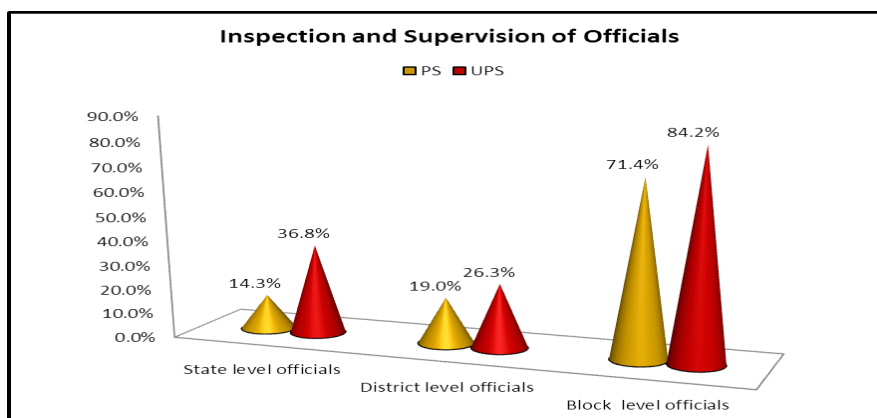
Regarding the perception of overall implementation of MDM program, the Monitoring Team found that in all Govt. primary and Govt. Middle schools, SMC member's opinion was satisfactory.

18. INSPECTION & SUPERVISION

Has the Mid-Day Meal programme been inspected by any state/district/block level officers/officials

It is observed by the Monitoring Team that in 21 (100.00%) sample Govt. Primary Schools and 18 (100.00%) sample Govt. Middle Schools the state level officials visit the schools and see the MDM implementation whereas in 01 (4.8%) Primary Schools and 02 (11.11%) Govt. Middle Schools the MI has noticed that District Level Officials like DEOs visit the schools for MDM inspection. In 15 (71.4%) Govt. Primary Schools and 14 (77.80%) Govt. Middle Schools the MI has noticed that Block Level Officials visit the schools for MDM inspection. But in practice these visits have not contributed for any improvement of the programme implementation. It was reported that the visits are formal.

Figure No. 6(i) : Inspection and Supervision by Officials



19. IMPACT

Has the Mid-Day Meal improved the enrollment, attendance of children in school, general wellbeing (nutritional status) of children? Are there any other incidental benefits due to serving cooked meal in schools?

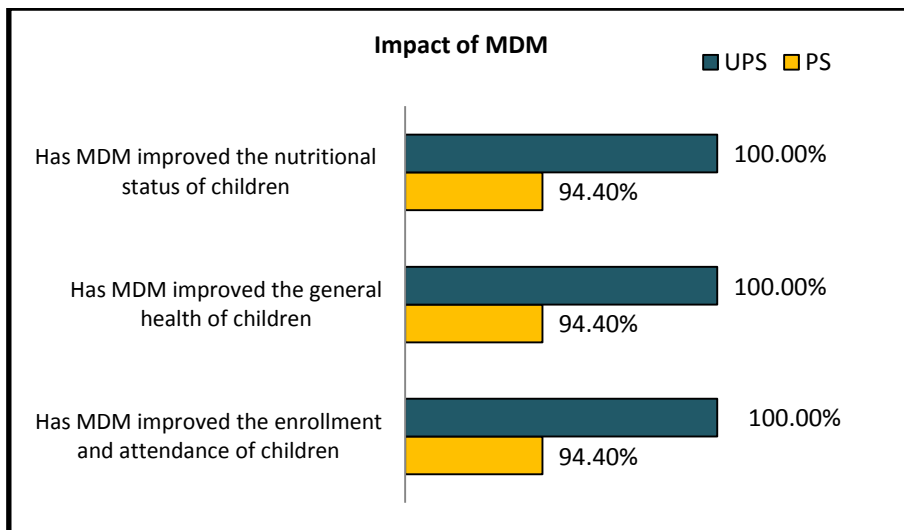
The Mid-Day Meal programme is helping the poor children to get the noon meal. The Monitoring Team has observed the MDM scheme encouraged children's enrollment and attendance in schools. It was found that in 19 (90.5%) Govt. Primary schools and 15 (83.3%) Govt. Middle Schools MDM had improved the attendance of the children. In 19 (90.5%) of the Govt. Primary schools and 15 (83.3%) Govt. Middle Schools MDM had improved the general health of the children.

The MI observed that children are taking MDM regularly. There is enough scope for improvement with continuous monitoring and facilitating the arrangements for better implementation.

Category			Area		Total
			Rural	Urban	
GPS	MDM improved and attendance of children	Yes	14 93.3%	5 83.3%	19 90.5%
		No	1 6.7%	1 16.7%	2 9.5%
Total			15 100.0%	6 100.0%	21 100.0%
GMS / MS	MDM improved and attendance of children	Yes	13 81.2%	2 100.0%	15 83.3%
		No	3 18.8%	0 .0%	3 16.7%
Total			16 100.0%	2 100.0%	18 100.0%

Category			Area		Total
			Rural	Urban	
GPS	MDM helped in improving the general health of children	Yes	14 93.3%	5 83.3%	19 90.5%
		No	1 6.7%	1 16.7%	2 9.5%
Total			15 100.0%	6 100.0%	21 100.0%
GMS / MS	MDM helped in improving the general health of children	Yes	13 81.2%	2 100.0%	15 83.3%
		No	3 18.8%	0 .0%	3 16.7%
Total			16 100.0%	2 100.0%	18 100.0%

Figure No. 6(j): Impact of MDM





**CONCLUSIONS &
RECOMMENDATIONS**

7. Conclusions and recommendations for improvement of the implementation of Mid-Day-Meal Scheme

The Monitoring of Mid-Day-Meal scheme in five districts of Chhattisgarh by the National Institute of Rural Development and Panchayati Raj (Monitoring Institute) reveals that some schools have not provided the relevant information. It shows that Head Masters and teachers concerned in the sample school do not have proper awareness about the MDM guidelines and also the children's entitlements. In all together the monitoring work for the First Half Yearly period i.e. 1st April, 2014 to 30th September, 2014 in Ten districts namely Balodabazar, Bemetara, Durg, Kabirdham, Kanker, Kondagaon, Korba, Koriya, Mungeli and Narayanpur and the Volume-I report indicates the status of implementation of MDM. On the basis of field monitoring by the investigators and the project monitoring team of NIRD in all the five sample districts Baloda Bazar, Bemetara, Durg, Kabirdham, Kanker the following conclusions are drawn.

1. In almost all the sample schools of the Ten districts the schools are serving the hot cooked meal everyday without any interruption.
2. The availment of the Mid-Day-Meal in sample schools of all the five districts varies from 61.7% Durg , 65.3% Bemetara, 66% Kanker, 70.8% Baloda Bazar, 71.5% Kabirdham.
3. In majority (50%) of the sample schools it is observed that the food grains are received in time whereas the supply of food grains is delayed in other schools.
4. Majority (80%) of the sample schools in five districts noticed that buffer stock is maintained. But the storage of food grain is found to be improper.
5. In majority of the schools it is observed that the cooking cost is regularly paid to the cooking agencies. In some districts there is a delay in payment of cooking cost.
6. There is a huge delay in payment of remuneration to cook-cum-helpers in all the five sample districts.
7. There is no discrimination of caste, gender and community in all the sample schools of the five districts in serving of Mid-Day-Meal.
8. In all the five sample districts it is observed that the variety of menu is being followed.
9. In majority (2 out of 5) of the districts monitored by MI it is reported that the quality of rice is not good. 'A' grade rice is not supplied to MDM of schools.
10. Majority (80%) of the schools are having the cook-cum-helpers appointed by Self Help Groups and they belong to OBC community followed by Scheduled Caste and Scheduled Tribes. The payment of remuneration to cook-cum-helpers was quite delayed i.e. 3-6 months.
11. The MI has observed that in some schools the constructed kitchen sheds are not according to the prescribed measurements.
12. The supplied kitchen utensils to the schools are very old and it is observed that in some schools the cooking agencies are still using the same utensils and in majority schools the cooking agencies have arranged the kitchen utensils on their own.
13. In majority (60%) schools the food grain is being stored in class rooms only. The storage of food grains is found to be un-hygienic.
14. In 85% of the sample schools the water facility is available for cooking and drinking.
15. In 90% of the schools in sample districts the fire wood is the fuel used for cooking of the Mid-Day-Meal.

16. Safety and cleanliness in the schools:
17. 80% of the schools are having clean campus in 80% of the schools teachers are encouraging the children to wash hands before and after the meal. In 80% of the schools, children conserve the water while washing hands and utensils.
18. The cook-cum-helpers are not maintaining proper cleanliness while cooking the food in most of the sample schools (70%).
19. In 90% of the schools parents and SMC members visit the schools to observe MDM occasionally.
20. In majority of the schools (90%) the SHG, SMC members and parents are not having knowledge about the entitlements and quantity of food grain, pulses and vegetables for cooking the Mid-Day-Meal.
21. In 90% Primary Schools and 75% Upper Primary Schools the block level officials are visiting the schools to see the MDM but the visits are not contributing much to the improvement of the programme.
22. The Mid-Day-Meal programme is helping the poor children to meet the hunger needs.

Conclusions on Centralized Kitchen

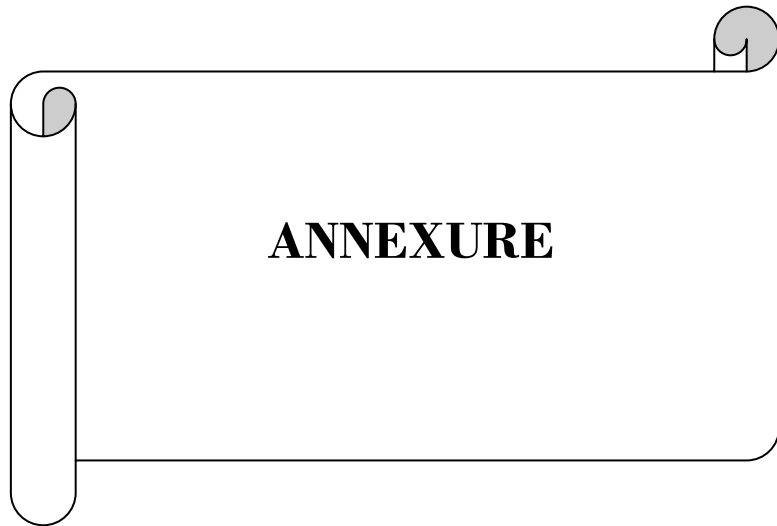
1. The Monitoring Institute has visited Two centralized kitchens, one in Balodabazar and Durg each and observed that all the centralized kitchens are supplying hot cooked meal to the students.
2. It is observed that the MDM supplied through centralized kitchen is being delivered at the school point in between 10:00 am to 12:00 pm.
3. The menu supplied by the centralized kitchen in Durg is not suitable to the local community food habits and as a result most of the children are not eating properly.
4. In majority of the schools Mid-Day-Meal served through centralized kitchen is not having prescribed protein content.
5. It is noticed that there is no proper monitoring and supervision of centralized kitchens from the officials of School Education Department in the Two centralized kitchens.

Recommendations and suggestions for further improvement of the programme

1. In each district, monitoring cells are to be established for better implementation.
2. Menu boards should be displayed along with the entitlements of MDM in noticeable places of the schools for better awareness among students and parents.
3. Kitchen utensils are to be replaced immediately in all the sample Districts.
4. Awareness generation programmes for teachers, community members and cooking agencies are to be organized for effective implementation.
5. Kitchen sheds should be constructed as per the strength of the students and according to the prescribed norms of MDM immediately in all the schools.
6. The state should evolve a mechanism for reducing the delay of payment of remuneration to cook-cum-helpers as well as the cooking cost.
7. Proper monitoring mechanism has to be established from Cluster to State level for better delivery of MDM.
8. Centralized kitchens are to be discouraged for supply of MDM in the rural areas. In rural areas the MI has observed that most of the Self Help Groups are ready to supply the cooked Mid-Day-Meal to the

children. Therefore, as per the guidelines of the scheme, SHGs are to be encouraged for promoting rural employment.

9. Wherever the centralized kitchens are functional, more number of agencies are to be involved by restricting the number of schools for better supply of MDM.
10. Centralized kitchens are to be monitored by the Department of School Education to ensure the quantity and quality of Mid-Day-Meal supplied through the centralized kitchens.
11. Daily issue registers are to be maintained at the school level particularly for rice and pulses.
12. The cook-cum-helpers of MDM should be trained on cleanliness, hygiene and preparation of good quality food.
13. All the cooking agencies are to be instructed to wear head gears, aprons and hand gloves while cooking and serving the Mid-Day-Meal.
14. The schools are advised to mandatorily maintain the record of food tasting before serving to the students.



Annexure

List of schools identified for NIRD&PR monitoring of Mid-Day-Meal scheme in BALODABAZARA district of Chhattisgarh state

S.No	School name	Block	Intervention	Category	Area	U-DISE code
1	U.P.S civil line ward	Balodabazara	General	U.P.S	Urban	22242002911
2	U.p.s Gandhi chowk	Balodabazara	General	U.P.S	Urban	22242002910
3	p.s indhira colony	Balodabazara	General	P.S	Urban	22242002904
4	Govt.p.s mahathma Gandhi	Balodabazara	General	P.S	Urban	22242002801
5	Govt.p.s uttarbunyadhi	Balodabazara	General	P.S	Urban	22240014501
6	p.s godeliya	Balodabazara	Civil works	P.S	Rural	22240206101
7	Govt.M.S girls	Bhathpara	Cal	U.P.S	Urban	22240204224
8	Govt.p.s nayagunj	Bhathpara	CWSN	P.S	Urban	22240211701
9	Govt.naveen M.S lewai	Bhathpara	CWSN	U.P.S	Rural	22240211701
10	Govt.M.S.dhurabandh	Bhathpara	CAL	U.P.S	Rural	22240202604
11	K.G.B.V bhathpara	Bhathpara	K.G.B.V	-----	Urban	22240204103
12	Govt.u.p.s khairgat	Bhathpara	CIVIL WORK	U.P.S	Rural	22240161043
13	Govt.u.p.s chanderi	Balodabazara	General	U.P.S	Rural	22241610302
14	Govt.p.s chanderi	Balodabazara	General	P.S	Rural	22241610301
15	Govt.M.S. banskara	Balodabazara	General	U.P.S	Rural	22241601502
16	Govt.M.S.girls hathbandh	Simga	CAL	U.P.S	Rural	22241602006
17	Govt.p.s kamta	Sigma	General	P.S	Rural	22241607001
18	Govt.M.S vatgan	Palari	General	U.P.S	Rural	22241802903
19	Govt.p.s binori	Palari	CWSN	P.S	Rural	22240805201
20	Govt.p.s sakri	Balodabazara	CIVIL WORK	P.S	Rural	22241811801
21	Govt.p.s indira colony	Palari	General	P.S	Rural	22241805203
22	Govt.M.S binori	Palari	General	U.P.S	Rural	22241805202
23	Govt.p.s kodiya	Palrai	General	U.P.S	Rural	22241801101
24	Govt.M.S kodiya	Palari	General	U.P.S	Rural	22241801102
25	Govt.M.S sarwani	Kasdol	General	U.P.S	Rural	22241206902
26	Govt.p.s sarwani	Kasdol	General	P.S	Rural	22241206901
27	Govt.u.p.s mudpar	Kasdol	General	U.P.S	Rural	22241227701
28	Govt.p.s kalmidhi	Kasdol	General	P.S	Rural	22241223501
29	Govt.M.S kanyakatgi	Kasdol	CAL	U.P.S	Rural	22241206409
30	K.G.B.V kasdol	Kasdol	K.G.B.V	-----	Urban	22241209051
31	Govt.p.s kosamsara	Kasdol	General	P.S	Rural	22241201203
32	Govt.u.p.s kasdol	Kasdol	General	U.P.S	Urban	22241212407
33	Govt.u.p.s.kot	Kasdol	General	U.P.S	Rural	22241200706
34	Govt.M.S darva	Kasdol	General	U.P.S	Rural	22241203602
35	Govt.M.S navangon	Kasdol	General	U.P.S	Rural	22241204501
36	Govt.p.s navangon	Kasdol	General	P.S	Rural	22241204501
37	Govt.girls M.S simga	Simga	General	U.P.S	Rural	22241606006
38	K.G.B.V balodabazara	Balodabazara	K.G.B.V	-----	Urban	22242002918
39	Govt.p.s godhi	Bhathpara	General	P.S	Rural	22240203001
40	Govt.p.s khamhedy	Bhathpara	General	P.S	Rural	22240200601
41	Govt.p.s amlidhi	Bhathpara	General	P.S	Rural	22240203402
42	Govt.p.s topa	Balodabazara	General	P.S	Rural	22240209601
43	Govt.u.p.s palari	Palari	N.R.S.T.C	-----	Urban	22241808814
44	Govt.girls p.s	Balodabazara	General	P.S	Urban	22240200701
45	Govt.p.s navagon	Bhathpara	General	P.S	Rural	22240203101
46	Govt.p.s mudpar	Balodabazara	General	P.S	Rural	22240122001

List of schools identified for NIRD monitoring of Mid-Day-Meal scheme in BEMETARA district of Chhattisgarh State

Sl. No	School name	Block	Intervention	Category	Area	U-DISE Code
1	MS Girls Bemetara	Bemetara	General	UPS	Urban	22230204206
2	MS Kobiya	Bemetara	CAL	UPS	Urban	22230204101
3	MS Singhori	Bemetara	General	UPS	Urban	22230206901
4	PS Kobiya	Bemetara	General	PS	Urban	22230204102
5	PS Singhori	Bemetara	General	PS	Urban	22230206902
6	PS Ward No. 04 Bemetara	Bemetara	General	PS	Urban	22230213002
7	Ps Ward No. 12 Bemetara	Bemetara	General	PS	Urban	22230213101
8	PS Vidyanagar Bemetara	Bemetara	General	PS	Urban	22230204220
9	MS Piparbhatta	Bemetara	CAL	UPS	Rural	22230207302
10	MS Bawamohatara	Bemetara	CWSN	UPS	Rural	22230207002
11	PS Bhoiabhatta	Bemetara	General	PS	Rural	22230207101
12	PS Bahera	Bemetara	General	PS	Rural	22230202201
13	MS Dhara	Bemetara	General	UPS	Rural	22230207801
14	K.G.B.V, Bemetara	Bemetara	KGBV	-	Rural	22230204213
15	PS Garra	Saja	General	PS	Rural	22231208101
16	MS Saigona	Saja	Civil Work	UPS	Rural	2223126902
17	PS Pendarikala	Saja	General	PS	Rural	22231214501
18	MS Darry	Saja	CAL	UPS	Rural	22230235801
19	MS Dholiya	Bemetara	Civil Work	UPS	Rural	22230215402
20	MS Jhal	Bemetara	General	UPS	Rural	22230202301
21	PS Andhiyarkhor	Nawagarh	Civil Work	PS	Rural	22231003501
22	PS Khapri	Nawagarh	General	PS	Rural	22231005203
23	MS Samesar	Nawagarh	General	UPS	Rural	22231006202
24	PS Chherakapur	Nawagarh	General	PS	Rural	22231021801
25	K.G.B.V Nawagarh	Nawagarh	KGBV	-	Rural	22231008613
26	PS Ganiya	Nawagarh	General	PS	Rural	22231012601
27	PS Gunarbod	Bemetara	General	PS	Rural	22230210301
28	PS Matka	Bemetara	General	PS	Rural	22230210501
29	PS G. Jeora	Bemetara	General	PS	Rural	22230201003
30	Ms Ranka	Berla	General	UPS	Rural	22230305701
31	MS Kathiya	Berla	General	UPS	Rural	22230305801
32	Ms Khamahariya	Berla	General	UPS	Rural	22230306103
33	PS Khamahariya	Berla	General	PS	Rural	22230305904
34	MS Raveli	Berla	General	UPS	Rural	22230306003
35	PS Kiritpur	Berla	General	PS	Rural	22230306201
36	MS Bhdni	Berla	General	UPS	Rural	22230304901
37	Ms Deorbija	Berla	General	UPS	Rural	22230304802
38	PS Bija	Saja	General	PS	Rural	22231201801
39	MS Ghotawani	Saja	CWSN	UPS	Rural	22101201101
40	KGBV Saja	Saja	KGBV	-	Rural	22231200202
41	MS Bijabhota	Bemetara	CWSN	UPS	Rural	
42	Govt. Boys PS Saja	Bemetara	General	PS	Rural	

List of schools identified for NIRD monitoring of Mid-Day-Meal scheme in DURG district of Chhattisgarh State

Sl. No	School name	Block	Intervention	Category	Area	U-DISE Code
1	PS Saantara	Patan	General	PS	Rural	1104202
2	PS Bharni	Dhamdha	General	PS	Rural	0611701
3	UPS Khursidih	Nagpura	General	UPS	Rural	1020034
4	PS Daganiya	Dhamdha	General	PS	Rural	22100610501
5	UPS Dumardih	Durg	General	UPS	Rural	22100701113
6	PS Khedamara	Durg	General	PS	Rural	22100720601
7	UPS Pathora	Durg	Civil Work	UPS	Rural	1102802
8	UPS Jamul	Durg	General	UPS	Rural	0719903
9	UPS Rasmada	Durg	General	UPS	Rural	22100706010
10	UPS Semaria	Dhamdha	Genral	UPS	Rural	22100617702
11	UPS Padmanabhpur	Durg	General	UPS	Urban	22100714101
12	UPS Purda	Dhamdha	CWSN	UPS	Rural	0614402
13	PS Bhilai	Ward. 55	General	PS	Urban	0700501
14	PS Potiya	Dhamdha	General	PS	Rural	0601602
15	UPS Ahiwara	Dhamdha	General	UPS	Rural	0609207
16	UPS Thanaud	Durg	General	UPS	Urban	22100709808
17	PS Mandir Khilora	Dhamdha	General	PS	Rural	0600801
18	PS Ajora	Durg	General	PS	Rural	0709901
19	PS Mahamara	Durg	General	PS	Rural	22100706302
20	UPS Ganiyari	Rasmada	CAL	UPS	Rural	22100706603
21	UPS Pendri	Dhamdha	CAL	UPS	Rural	611402
22	UPS Rahtahdah	Dhamdha	CAL	UPS	Rural	0612302
23	UPS Bhirjapur	Dhamdha	Civil Work	UPS	Rural	0610602
24	UPS Khapri	--	Civil Work	UPS	Rural	0706011
25	PS Jamul	Durg	CWSN	PS	Urban	0719902
26	PS Borai	Durg	CWSN	PS	Rural	0706803
27	PS Siloda	Durg	General	PS	Rural	0706101
28	PS Khilorakhurd	Dhamdha	General	PS	Rural	0616901
29	UPS Girhola	Dhamdha	General	UPS	Rural	0615902
30	PS Khelabadi	Durg	General	PS	Urban	22100714503
31	PS Nai Police line	Durg	General	PS	Urban	0710401
32	PS Katulbor	Durg	General	PS	Urban	0720801
33	UPS Borai	Durg	General	UPS	Rural	0706709
34	PS Ghamgha	Dhamdha	General	PS	Rural	0616702
35	PS Baasin	--	General	PS	Rural	20100720403
36	UPS Fekri	Patan	General	UPS	Rural	1103202
37	PS Shivpuri	Durg	General	PS	Urban	0719904
38	UPS Tumakala	--	General	UPS	Rural	0600902
39	PS Gadadih	Patan	General	PS	Rural	1104901
40	PS Aheri	Dhamdha	Genral	PS	Rural	22100609701

**List of schools identified for NIRD&PR monitoring of Mid-Day-Meal scheme in KABIRDHAM
(KAWARDHA) district of Chhattisgarh State**

Sl. No.	School name	Block	Intervention	Category	Area	U-DISE Code
1	Men PS Kawardha	Kawardha	General	PS	Urban	22080703301
2	UPS Ganga Nagar	Kawardha	General	UPS	Urban	22080703353
3	PS Shankar Nagar	Kawardha	General	PS	Urban	22080703330
4	UPS Kailash Nagar	Kawardha	General	UPS	Urban	22080703302
5	PS Khalsa	Kawardha	General	PS	Urban	22080703304
6	UPS Girls	Kawardha	General	UPS	Urban	22080703315
7	KGBV Lohara	Lohara	KGBV	UPS	Rural	22081221103
8	UPS Basinjhuri	Lohara	General	UPS	Rural	22081207902
9	UPS Mahratola	Lohara	General	UPS	Rural	22081207602
10	KGBV Bodla	Bodla	KGBV	UPS	Rural	22080100312
11	PS Bandha tola	Bodla	General	PS	Rural	22080137601
12	UPS Girls Bodla	Bodla	CAL	UPS	Rural	22080100311
13	UPS harinchhapara	Bodla	General	UPS	Rural	22080109702
14	PS Bodla	Bodla	Civil Work	PS	Rural	22080100302
15	KGBV Kawardha	Kawardha	KGBV	UPS	Rural	22080703325
16	PS Bhagutola	Kawardha	General	PS	Rural	22080715801
17	PS Bhaisbod	Lohara	CWSN	PS	Rural	2208004601
18	UPS Parswara	Pandariya	General	UPS	Rural	22081308702
19	PS Rahmankampa	Pandariya	General	PS	Rural	22081331501
20	UPS Saraipatera	Pandariya	General	UPS	Rural	2208130822
21	UPS Bano	Lohara	General	UPS	Rural	22081207802
22	PS Chhirbandha	Lohara	General	PS	Rural	22081207701
23	PS Sahaspur Lohara	Lohara	General	PS	Rural	22081208501
24	UPS Khadaudakala	Bodla	CAL	UPS	Rural	22080108602
25	PS Budhwara	Bodla	General	PS	Rural	22080141681
26	NRSTC Sarodha	Bodla	NRSTC	PS	Rural	22080106202
27	UPS Boys Kunda	Pandariya	CAL	UPS	Rural	22081322403
28	PS Bharewa purn	Pandariya	General	PS	Rural	22081323302
29	PS Torla	Pandariya	Civil Work	PS	Rural	22081304301
30	PS Bholbajja	Bodla	CWSN	PS	Rural	22080105401
31	PS Silhati	Bodla	CWSN	UPS	Rural	22080109201
32	UPS Bairakh	Bodla	General	PS	Rural	22080101402
33	UPS Pandatari	Pandariya	General	UPS	Rural	22081307704
34	Ps Plomi	Pandariya	General	PS	Rural	22081317901
35	PS Binauri	Pandariya	Civil Work	UPS	Rural	22081331201
36	PS Rampur Plat	Bodla	General	PS	Rural	22080136001
37	uPS Sivanikhurd	Bodla	General	UPS	Rural	22080115202
38	PS Ghanikuta	Bodla	General	PS	Rural	22080141601
39	PS Raghuj Girls Pandariya	Pandariya	General	PS	Urban	22081300104
40	UPS Mahamaya Para	Pandariya	General	UPS	Urban	22081305002

List of schools identified for NIRD monitoring of Mid-Day-Meal scheme in KANKER district of Chhattisgarh State

Sl. No	School name	Block	Intervention	Category	Area	U-DISE Code
1	P.S. Sanjaynagar	Kanker	General	PS	Urban	22143214303
2	P.S. Dhanora	Narharpur	General	PS	Rural	22140821401
3	P.S. Jaisakarra	Charama	Civil Work	PS	Rural	22142706801
4	P.S. Gotapara, Dabkata	Bhanuprathappur	Civil Work	PS	Rural	22141806603
5	P.S. Esebeda	Kolibeda	General	PS	Rural	22140106601
6	UPS. Heemoda	Anthagarh	General	UPS	Rural	22140315603
7	P.S. Annapurnapara	Kanker	General	PS	Urban	22143206801
8	UPS Karap	Narharpur	General	UPS	Rural	22140719902
9	UPS Awari	Charama	CAL	UPS	Rural	22142707006
10	UPS Ranwahi	Bhanuprathappur	CAL	UPS	Rural	22141801202
11	UPS P.V. 43 Pakhanjur	Koilibeda	General	UPS	Rural	22140122703
12	P.S. Sureli	Kanker	RSTC	PS	Rural	22143204301
13	UPS Prektisingh	Kanker	General	UPS	Urban	22143213503
14	P.S. Sarvandi	Narharpur	General	PS	Rural	22140721601
15	UPS Babu Kohka	Charama	CWSN	UPS	Rural	22142709005
16	P.S. Basantnagar,	Bhanuprathappur	Civil Work	PS	Rural	1814203
17	P.S. P.V 42 Pakhanjur	Koilibeda	CWSN	PS	Rural	22140107201
18	P.S. Kalgaon	Anthagarh	General	PS	Rural	22140316001
19	P.S. Bhatapara	Charama	General	PS	Urban	22142707201
20	UPS Mudpar	Narharpur	CAL	UPS	Rural	22140718802
21	P.S. Machandur	Charama	General	PS	Rural	22142708301
22	P.S. Chichgaon	Bhanuprathappur	General	PS	Rural	22141610101
23	P.S. P.V. 13, 14, 15	Koilibeda	General	PS	Rural	22140139601
24	UPS Lamkanhar	Anthagarh	General	UPS	Rural	0313702
25	UPS Janpad	Charama	General	UPS	Urban	2700112
26	UPS Dhanora	Narharpur	General	UPS	Rural	22140721402
27	UPS Dokla	Charama	General	UPS	Rural	2701902
28	UPS Pakhanjur	Koilibeda	General	UPS	Rural	22140134105
29	RSTC Bhanbeda	Bhanuprathappur	RSTC	PS	Rural	--
30	KGBV Antagarh	Anthagarh	KGBV	UPS	Rural	22140315316
31	P.S. Nakapara	Charama	General	PS	Urban	22142708701
32	P.S. Dudhawa	Narharpur	General	PS	Rural	22140708901
33	P.S. Barkachhar	Charama	General	PS	Rural	--
34	P.S. Sambalpur	Bhanuprathappur	CWSN	PS	Rural	22141800101
35	UPS Bande	Koilibeda	General	UPS	Rural	22140104303
36	UPS Amarapara, Badegory	Charama	General	UPS	Rural	002710610
37	Govt. Girls UPS, Anthagarh	Kanker	General	UPS	Urban	22143216007
38	UPS, Narayanpur	Bhanuprathappur	General	UPS	Rural	22141800413
39	P.S. Tikarapara	Kanker	General	PS	Urban	22143206701
40	RSTC Pakhanjur	Koilibeda	RSTC	UPS	Rural	--
41	UPS, P.V. 86	Koilibeda	General	UPS	Rural	22140103302
