




GOVERNMENT OF HARYANA

Economic Survey of Haryana 2015-16



DEPARTMENT OF ECONOMIC AND STATISTICAL ANALYSIS, HARYANA
2016

Publication No. 1126
Available at Deptt. Website also



GOVERNMENT OF HARYANA

Economic Survey of Haryana 2015-16

Issued by:

**DEPARTMENT OF ECONOMIC AND STATISTICAL ANALYSIS, HARYANA
YOJANA BHAWAN, SECTOR – 4, PANCHKULA
2016**

CONTENTS

HARYANA AT A GLANCE

(i-ii)

| <u>CHAPTER</u> | <u>TITLE</u> | <u>PAGE(S)</u> |
|-----------------------|--|-----------------------|
| CHAPTER-1 | HARYANA ECONOMY & PROSPECTS | 1-4 |
| CHAPTER-2 | PUBLIC FINANCE, BANKING & CREDIT | 5-20 |
| CHAPTER-3 | PRICES AND FOOD & SUPPLIES | 21-28 |
| CHAPTER-4 | AGRICULTURE & ALLIED SECTOR | 29-57 |
| CHAPTER-5 | INDUSTRY SECTOR | 58-67 |
| CHAPTER-6 | SERVICES SECTOR | 68-69 |
| CHAPTER-7 | POWER, ROADS, TRANSPORT & STORAGE | 70-87 |
| CHAPTER-8 | EDUCATION & IT | 88-108 |
| CHAPTER-9 | HEALTH AND WOMEN & CHILD DEVELOPMENT | 109- 126 |
| CHAPTER-10 | PANCHAYATI RAJ AND RURAL & URBAN DEVELOPMENT | 127-140 |
| CHAPTER-11 | SOCIAL SECTOR | 141-164 |
| CHAPTER-12 | PLAN STRATEGY & REVIEW | 165-169 |
| | <i>ANNEXURE</i> | 170-176 |

HARYANA AT A GLANCE

| Sr. No. | ITEM | PERIOD/YEAR | UNIT | STATUS |
|---------|---|------------------------|---------------------------|----------------------|
| 1. | GEOGRAPHICAL AREA | | Sq. Km. | 44,212 |
| 2. | ADMINISTRATIVE SET UP | March, 2015 | No. | |
| | (a) Divisions | | | 4 |
| | (b) Districts | | | 21 |
| | (c) Sub-Divisions | | | 62 |
| | (d) Tahsils | | | 83 |
| | (e) Sub-Tahsils | | | 47 |
| | (f) Blocks | | | 126 |
| | (g) Towns | Population Census 2011 | | 154 |
| | (h) Villages (including inhabited) | Population Census 2011 | | 6,841 |
| 3. | POPULATION | Population Census 2011 | No. | |
| | (a) Total | | | 2,53,51,462 |
| | (b) Males | | | 1,34,94,734 |
| | (c) Females | | | 1,18,56,728 |
| | (d) Rural Rural Population (%) | | | 1,65,09,359 65.12 |
| | (f) Urban | | | 88,42,103 |
| | (g) Density of Population | | Per Sq.Km. | 573 |
| | (h) Literacy Rate | Male | Percent | 84.06 |
| | | Female | | 65.94 |
| | | Total | | 75.55 |
| | (i) Sex Ratio | | Female per Thousand Male | 879 |
| 4. | VITAL STATISTICS | 2013 | Per Thousand | |
| | (a) Birth Rate | | | |
| | (i) Combined | | | 21.3 |
| | (ii) Rural | | | 22.4 |
| | (iii) Urban | | | 19.0 |
| | (b) Death Rate | | | |
| | (i) Combined | | | 6.3 |
| | (ii) Rural | | | 6.7 |
| | (iii) Urban | | | 5.3 |
| | (c) Infant Mortality Rate | | | |
| | (i) Combined | | | 41 |
| | (ii) Rural | | | 44 |
| | (iii) Urban | | | 32 |
| | (d) Maternal Mortality Ratio (MMR) | 2007-09 | Death per Lakh Live Birth | 153 |
| 5. | LAND UTILIZATION | | | |
| | (a) Area Under Forest | 2014-15 | Percent | 4.00 |
| | (b) Net Area Sown | 2013-14 | Thousand Hect. | 3,497 |
| | (c) Area Sown More than Once | | | 2,974 |
| | (d) Total Cropped Area | | | 6,471 |

| | | | | |
|-----------|--|---------------------------|----------------|-----------|
| | (e) Net Area Sown to Total Geographical Area | 2013-14 | Percent | 79.09 |
| | (f) Area Sown More than Once to Net Area Sown | | | 85.04 |
| 6. | OPERATIONAL HOLDINGS | Agri. Census 2010-11 | | |
| | (a) No. of Operational Holdings | | No. | 16,17,311 |
| | (b) Area of Operational Holdings | | Thousand Hect. | 3,646 |
| | (c) Average Size of Holdings | | Hect. | 2.25 |
| 7. | POWER | 2014-15 | | |
| | (a) Total Installed Capacity | | MW | 11,102 |
| | (b) Power Available for Sale | | Lakh KWH | 4,38,956 |
| | (c) Power Sold | | Lakh KWH | 3,19,972 |
| | (d) Electricity Consumers | | No. | 55,62,019 |
| 8. | STATE INCOME (At Current Prices) | 2014-15 (Quick Estimates) | Rupees Crore | |
| | (a) Gross State Domestic Product (GSDP) | | | 4,41,864 |
| | (b) Agriculture and Allied Sector GSDP | | | 79,902 |
| | (c) Industry Sector GSDP | | | 1,22,639 |
| | (d) Services Sector GSDP | | | 2,01,445 |
| | (e) State Per Capita Income | | Rupees | 1,50,260 |
| 9. | Plan Outlay | | Rupees Crore | |
| | 12 th Five Year Plan Outlay (Projected) | 2012-17 | | *1,76,760 |
| | Annual Plans :- | | | |
| | Annual Plan Outlay | 2015-16 | | 24,870.87 |

* Includes PSUs & Local Bodies Outlay

HARYANA ECONOMY & PROSPECTS

The economic growth of Haryana has been exemplary except some period since its creation as a separate State. Though, Haryana is geographically a small State, the contribution of the State in the National Gross Domestic Product at constant (2011-12) prices has been estimated to be 3.5 percent as per the Quick Estimates of 2014-15.

Gross State Domestic Product

1.2 The Department of Economic & Statistical Analysis, Haryana (DESA) prepares the estimates of Gross State Domestic Product (GSDP) of the State. As per the Advance Estimates for the year 2015-16, the GSDP of the State at current prices has been recorded as ₹ 4,92,656.90 crore recording the growth of 11.5 percent over the previous year. The GSDP in 2015-16 is expected to reach at the level of ₹ 3,96,642.67 crore with the growth of 8.2 percent at constant (2011-12) prices. As per the Quick Estimates, the GSDP of the State at current prices has been estimated as ₹ 4,41,864.26 crore for 2014-15 as against the Provisional Estimates of ₹ 3,95,747.73 crore in 2013-14 registering the growth of 11.7 percent. The GSDP at constant (2011-12) prices for 2014-15 has been estimated as ₹ 3,66,584.10 crore as against the Provisional Estimates of ₹ 3,39,491.35 crore for 2013-14 recording the growth of 8.0 percent. The GSDP of the State at current and constant (2011-12) prices is given in **Table 1.1** whereas the growth in real terms is shown in **Table 1.2**.

Table 1.1- Gross State Domestic Product of Haryana.

(₹ Crore)

| Year | Gross State Domestic Product | |
|------------|------------------------------|------------------------------|
| | At Current Prices | At Constant (2011-12) Prices |
| 2011-12(P) | 300755.57 | 300755.57 |
| 2012-13(P) | 350406.61 | 321620.78 |
| 2013-14(P) | 395747.73 | 339491.35 |
| 2014-15(Q) | 441864.26 | 366584.10 |
| 2015-16(A) | 492656.90 | 396642.67 |

P: Provisional Estimates, Q: Quick Estimates, A: Advance Estimates

Source: Department of Economic & Statistical Analysis, Haryana.

1.3 The growth in real Gross State Value Added (GSVA) was recorded as 7.0 percent during the year 2012-13. During 2013-14, the growth in GSVA fell down to

5.5 percent which may be mainly attributed to the low growth (2.8%) recorded in Industry Sector. In spite of negative growth of 0.7 percent recorded in Agriculture & Allied Sector and low growth (5.9%) recorded in Industry Sector, the growth in GSVA in 2014-15 improved to 7.2 percent because of higher growth (11.5%) recorded in Services Sector. During 2015-16, in spite of low growth of 1.4 percent recorded in Agriculture & Allied Sector, the GSVA is expected to register the growth of 7.6 percent which is mainly due to the higher growth of 9.6 percent and 8.2 percent expected to be achieved in Services and Industry Sectors, respectively (Table 1.2 & Fig. 1.1).

Table 1.2- Growth in Gross State Value Added at Constant (2011-12) Prices.

| Sector | 2012-13 (P) | 2013-14 (P) | 2014-15 (Q) | 2015-16(A) |
|--|-------------|-------------|-------------|------------|
| Crops & Livestock Sector | -2.0 | 3.6 | -0.7 | 1.5 |
| Forestry & Logging | -3.2 | -2.5 | -2.7 | -2.7 |
| Fishing & Aquaculture | 5.2 | -5.3 | 5.3 | 14.1 |
| Agriculture & Allied Sector | -2.0 | 3.1 | -0.7 | 1.4 |
| Mining & Quarrying | -23.4 | 29.3 | -20.2 | 153.9 |
| Manufacturing | 19.2 | 2.7 | 6.3 | 9.5 |
| Electricity, Gas, Water Supply & Other Utility Services | -1.9 | 1.7 | 13.5 | 13.8 |
| Construction | -7.2 | 3.1 | 4.1 | 3.7 |
| Industry Sector | 9.4 | 2.8 | 5.9 | 8.2 |
| Trade, Transport, Storage Communication & Services related to broadcasting | 7.9 | 6.9 | 8.1 | 7.2 |
| Finance, Real Estate, Ownership of Dwellings & Professional Services | 13.0 | 11.8 | 12.4 | 12.0 |
| Public Administration | 4.7 | 0.2 | 16.5 | 8.1 |
| Other Services | 9.4 | 5.7 | 19.2 | 9.4 |
| Community & Personal services | 7.7 | 3.7 | 18.3 | 9.0 |
| Services Sector | 10.0 | 8.5 | 11.5 | 9.6 |
| GSVA | 7.0 | 5.5 | 7.2 | 7.6 |
| GSDP | 6.9 | 5.6 | 8.0 | 8.2 |

P: Provisional Estimates, Q: Quick Estimates, A: Advance Estimates
Source: Department of Economic and Statistical Analysis, Haryana.

Structural Transformation of State Economy

1.4 At the time of formation of Haryana State, the State economy was predominantly rural and agriculture based. At the beginning year (1969-70) of 4th Five Year Plan, the contribution of Agriculture and Allied Sector (Agriculture, Forestry and Fishing) in the GSDP at constant prices was largest (60.7 percent) followed by Services (21.7 percent) and Industry (17.6 percent) Sectors. At that time, the predominance of

Fig. 1.1- Growth of GSVA of Haryana at Constant (2011-12) Prices

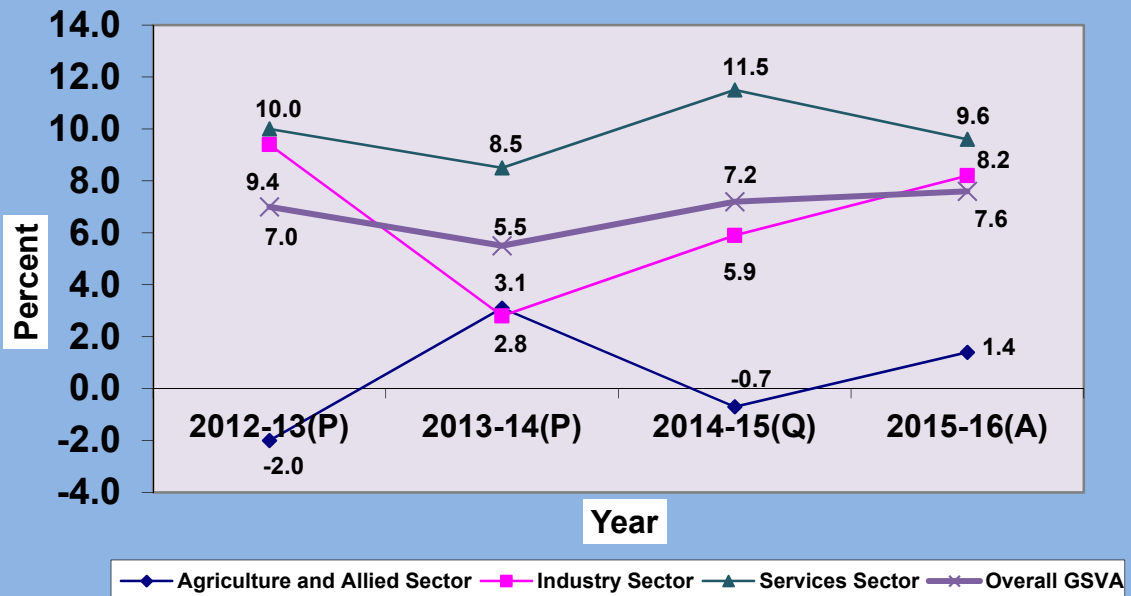


Fig. 1.2- Changing Sectoral Composition of GSVA in Haryana

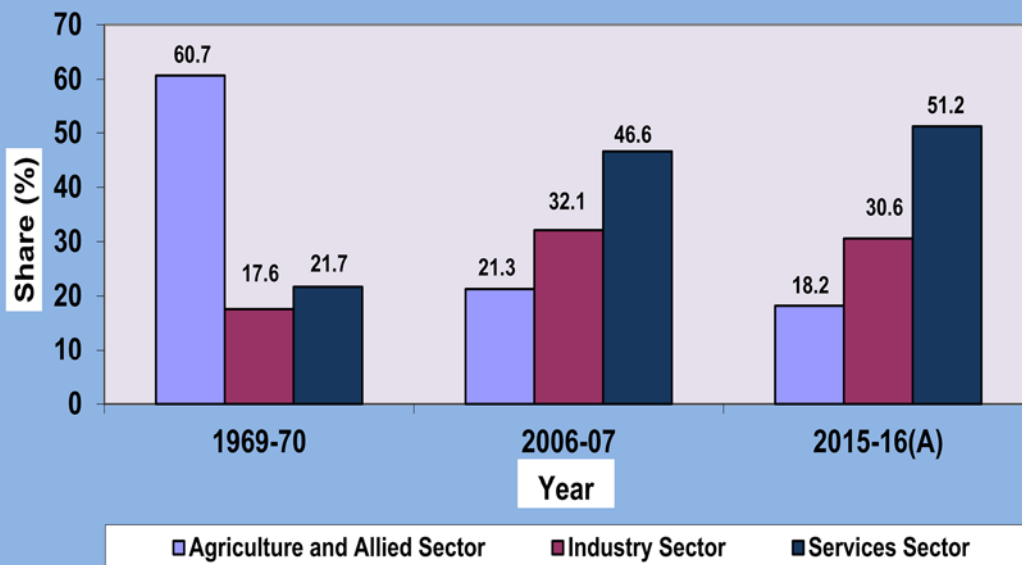


Fig.1.3- Per Capita Income of Haryana

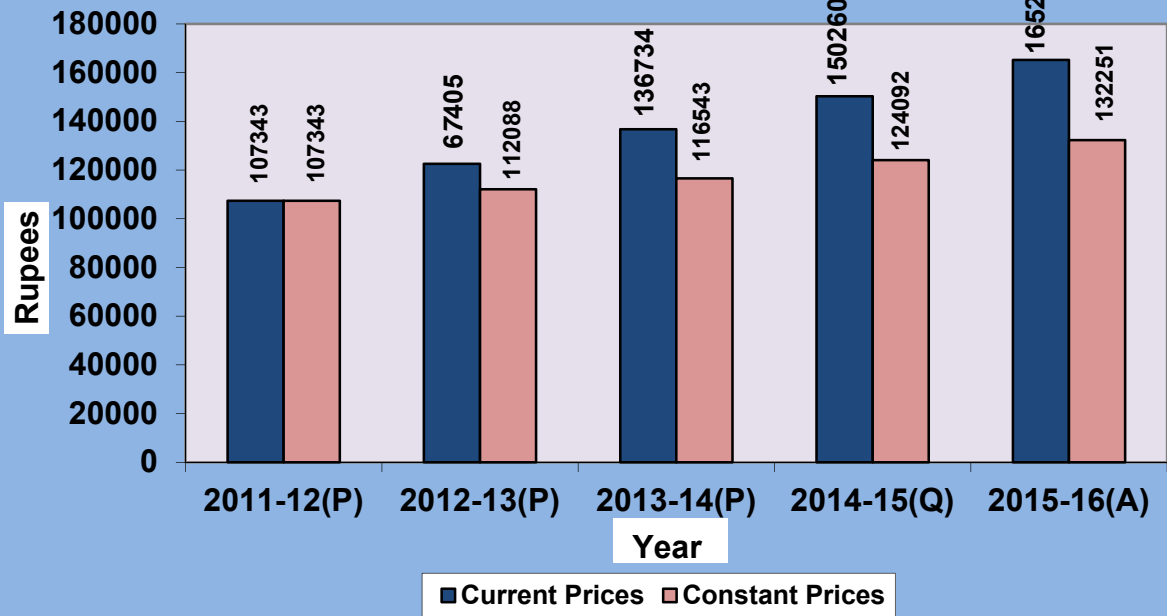
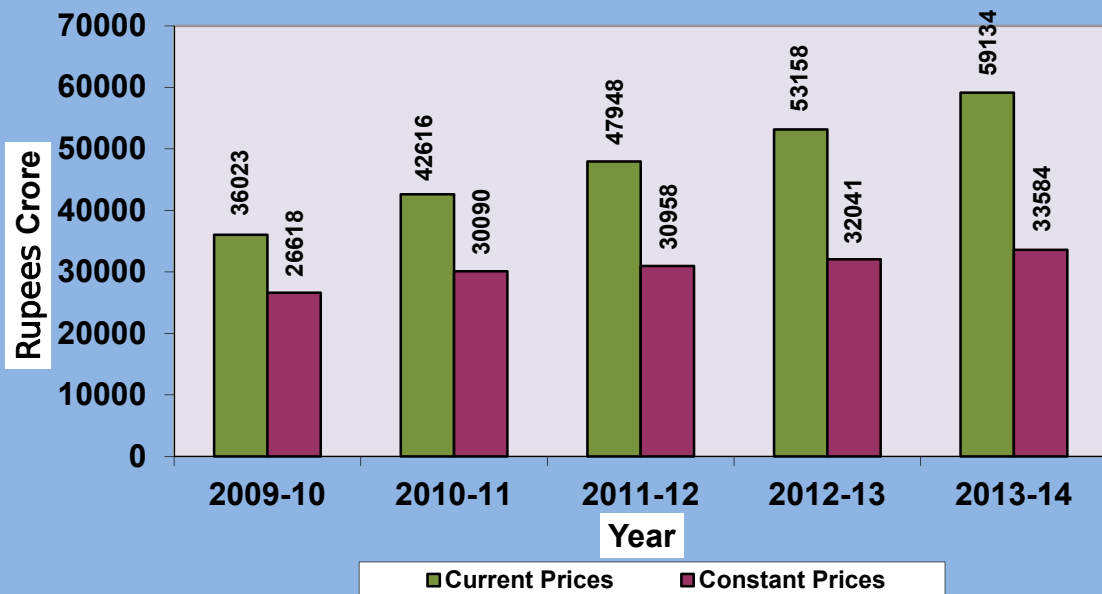


Fig. 1.4- Gross Fixed Capital Formation in Haryana



Agriculture Sector was highly responsible for instability in the growth rate of the economy due to fluctuations in agricultural production. Thereafter, the major drive towards diversification and modernization of State economy started and continued successfully in the following Five Years Plans.

1.5 During the period of 37 years (1969-70 to 2006-07) intervening 4th and 10th Five Year Plans, Industry and Services Sectors registered higher growth rate than the Agriculture and Allied Sectors which resulted in the increased share of Industry and Services Sectors and decreased share of Agriculture and Allied Sector in the GSDP. The share of Agriculture and Allied Sector in GSDP declined from 60.7 percent in 1969-70 to 21.3 percent in 2006-07 while the share of Industry Sector increased from 17.6 percent in 1969-70 to 32.1 percent in 2006-07 and the share of Services Sector increased from 21.7 percent to 46.6 percent during this period.

1.6 During the period of 11th Five Year Plan and onwards, the pace of structural transformation of State economy remained continued. Consequent upon the robust growth recorded in Services Sector in this period, the share of Services Sector in GSDP further strengthened to 51.3 percent in 2015-16 with the decrease in the share of Agriculture & Allied Sector at 18.2 percent (**Fig. 1.2**). Thus, the composition of GSDP shows that the share of Agriculture & Allied Sector is continuously declining whereas the share of Services Sector is continuously increasing.

Per Capita Income of the State

1.7 The per capita income (Per Capita Net State Domestic Product) is another important indicator to assess the economic growth as well as the living standard of the people. During the year 1966-67, the per capita income of the State at current prices was only ₹ 608. Since then, the per capita income has increased multi fold. The per capita income of the State at current and constant (2011-12) prices during the years 2011-12 to 2015-16 has been presented in **Table 1.3 & Fig. 1.3**.

Table 1.3- Per Capita Income of Haryana

| Year | Per Capita Income (₹) | |
|------------|-----------------------|------------------------------|
| | At Current Prices | At Constant (2011-12) Prices |
| 2011-12(P) | 107343 | 107343 |
| 2012-13(P) | 122571 | 112088 |
| 2013-14(P) | 136734 | 116543 |
| 2014-15(Q) | 150260 | 124092 |
| 2015-16(A) | 165204 | 132251 |

P: Provisional Estimates, Q: Quick Estimates, A: Advance Estimates
Source: Department of Economic and Statistical Analysis, Haryana.

1.8 The per capita income of the State at constant (2011-12) prices as per Advance Estimates is expected to reach at the level of ₹ 1,32,251 during 2015-16 as against ₹ 1,24,092 in 2014-15 indicating an increase of 6.6 percent during 2015-16. At current prices, the State per capita income is likely to reach at the level of ₹ 1,65,204 during 2015-16 as compared to that of ₹ 1,50,260 in 2014-15 showing an increase of 9.9 percent during 2015-16.

Gross Fixed Capital Formation

1.9 The Department of Economic and Statistical Analysis, Haryana compiles the estimates of Gross Fixed Capital Formation (GFCF) for the State at current and constant (2004-05) prices which are presented in **Fig. 1.4**. At current prices, the GFCF of the State has been estimated at ₹ 59,134 crore for the year 2013-14 against ₹ 53,158 crore estimated for the year 2012-13 showing an increase of 11.2 percent. Similarly, at constant (2004-05) prices, the GFCF has recorded an increase of 4.8 percent estimating to ₹ 33,584 crore for the year 2013-14 as against ₹ 32,041 crore for the year 2012-13.

PUBLIC FINANCE, BANKING & CREDIT

Haryana is one of the most progressive States in the country. It has been a pioneer State in carrying out fiscal reforms and our fiscal management is reckoned as one of the best in the country. Public finance relates to the collection of taxes by the Government from those who benefit from the provision of public goods and the use of those tax funds towards production and distribution of public goods. Resource generation, resource allocation and expenditure management (resource utilization) are the essential components of a public financial management system. The purview of public finance is considered to be three fold namely; efficient allocation of resources, distribution of income, and macro-economic stabilization.

2.2 As per the mandate of the 14th Finance Commission, the fiscal deficit target was set at 3.25 percent of Gross State Domestic Product (GSDP) for its award period i.e. 2015-16 to 2019-20. As per the budget estimates for 2015-16, fiscal deficit is projected at ₹ 16,423.58 crore, constituting 3.14 percent of GSDP which is well within the stipulated limits. Similarly, debt to GSDP ratio is estimated at 18.91 percent in BE 2015-16 as against the prescribed limit of 19.28 percent. The Total Revenue Receipts as percentage of GSDP have remained more or less at same level of 10.05 percent in RE 2014-15 and 10.01 percent in BE 2015-16. Similarly, the percentage of State's Own Tax Revenue to GSDP has remained nearly static at 6.5 percent in RE 2014-15 and 6.4 percent in BE 2015-16.

Revenue Receipts and Revenue Expenditure

2.3 The revenue receipts and revenue expenditure of the State from 2012-13 to 2015-16 (B.E.) is shown in **Fig. 2.1 and Annexure 2.1 to 2.3**. The revenue receipts are collected through State's own tax and non-tax revenue, share in Central taxes and grant-in-aid from Centre. During 2015-16, the revenue receipts of the Govt. of Haryana is expected to be ₹ 52,312.10 crore against the estimated revenue expenditure of ₹ 61,869.62 crore, thereby showing a deficit amounting to ₹ 9,557.52 crore (B.E.). The revenue receipts of the State Government was ₹ 33,633.53 crore against the revenue expenditure of ₹ 38,071.72 crore with a deficit amounting to ₹ 4,438.19 crore in 2012-13. It was ₹ 38,012.08 crore against the revenue expenditure of ₹ 41,887.10 crore depicting a deficit amounting to ₹ 3,875.02 crore in 2013-14.

State's Own Sources (Tax Revenue and Non-Tax Revenue)

2.4 There are two major components of State's own sources i.e. (i) State's own tax revenue and (ii) State's own non-tax revenue. The State's own sources are expected to rise from ₹ 28,232.15 crore in 2012-13 to ₹ 40,134.79 crore in 2015-16 (B.E.). The State's own tax revenue expected to increase from ₹ 23,559 crore in 2012-13 to ₹ 33,249.40 crore in 2015-16 (B.E.) whereas the State's own non-tax revenue are expected to increase from ₹ 4,673.15 crore to ₹ 6,885.39 crore during the same period.

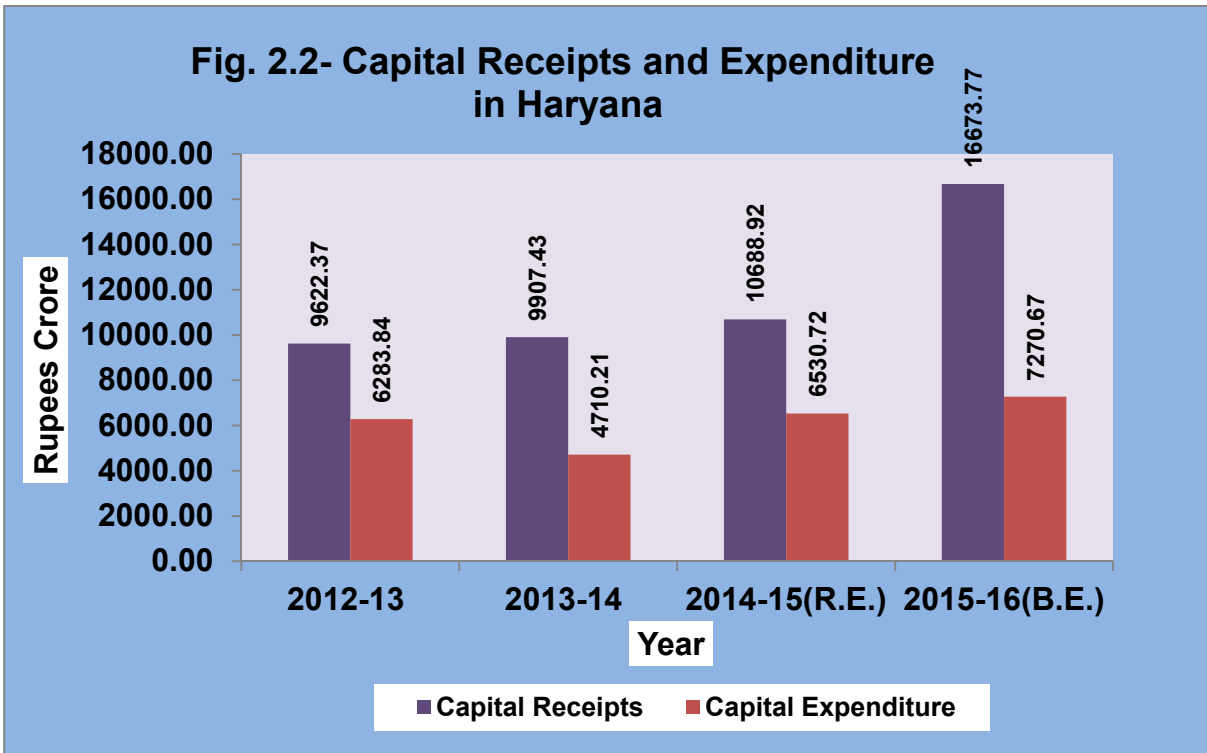
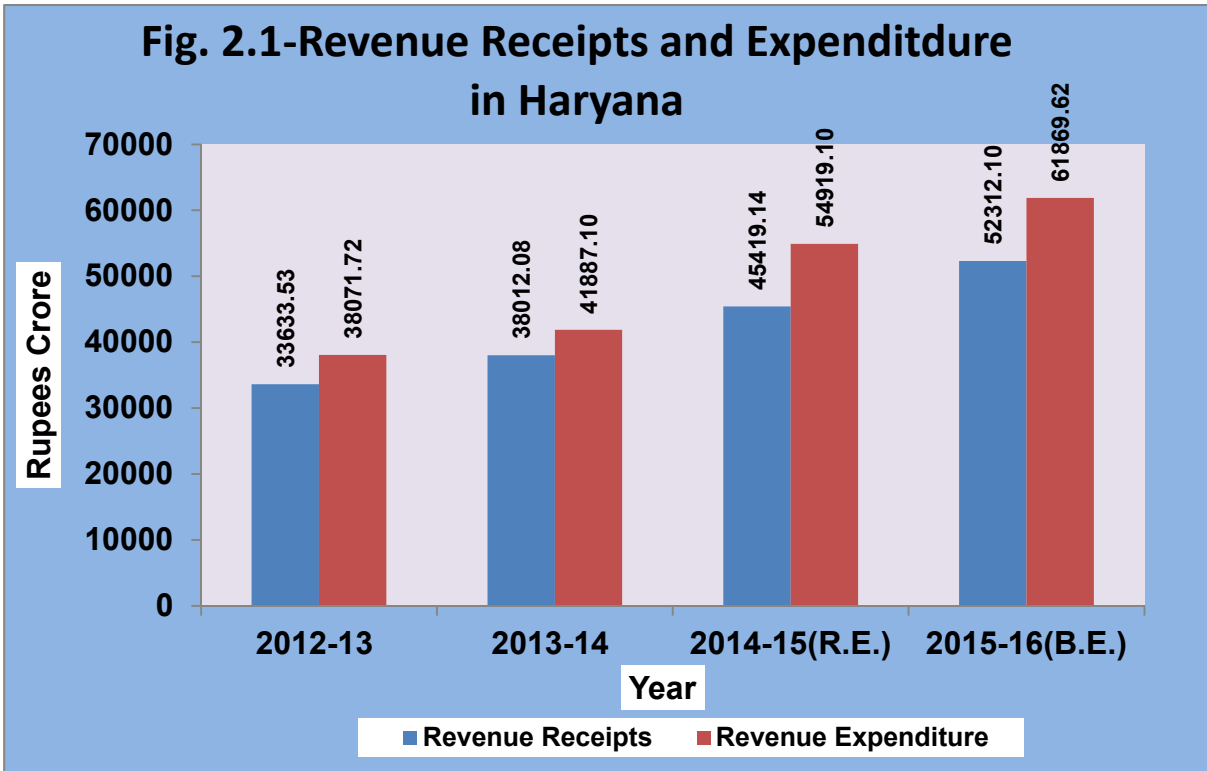
Taxes

2.5 The tax position of Haryana State from 2012-13 to 2015-16 (B.E.) is given in the **Table 2.1**. Total tax comprises of i) State's own tax revenue (OTR) and ii) State's share in Central taxes (SCT). State total tax is expected to increase from ₹ 26,621.13 crore (₹23,559 crore OTR + ₹ 3,062.13 crore SCT) in 2012-13 to ₹ 38,929.40 crore (₹ 33,249.40 crore OTR + ₹ 5,680 crore SCT) in 2015-16 (B.E.).

Table: 2.1- Tax Position of Haryana.

| Year | (₹ Crore) | | |
|----------------|-------------------------|------------------------|-----------|
| | State's Own Tax Revenue | Share in Central Taxes | Total Tax |
| 2012-13 | 23559.00 | 3062.13 | 26621.13 |
| 2013-14 | 25566.60 | 3343.24 | 28909.84 |
| 2014-15 (R.E.) | 29602.75 | 3800.00 | 33402.75 |
| 2015-16 (B.E.) | 33249.40 | 5680.00 | 38929.40 |

R.E. - Revised Estimates, B.E.- Budget Estimates,
Source: State Budget Documents.



Tax Revenue

2.6 The break-up of tax revenue reveals that sales tax is the major source of tax revenue and it is estimated at ₹ 22,821.40 crore in 2015-16 (B.E.) as compared to ₹ 19,930 crore in 2014-15 (R.E.). Sales tax is estimated to increase by 14.51 percent in 2015-16 (B.E.) over 2014-15 (R.E.). The contribution in tax revenue from State excise is estimated at ₹ 4,567.50 crore in 2015-16 (B.E.) as compared to ₹ 4,350 crore in 2014-15 (R.E.) showing an increase of 5 percent in 2015-16 (B.E.) over 2014-15 (R.E.). The contribution in tax revenue from stamps and registration is estimated at ₹ 3,600 crore in 2015-16 (B.E.) as compared to ₹ 3,300 crore in 2014-15 (R.E.) (**Annexure 2.1**).

Share in Central Taxes

2.7 Transfer from Centre mainly consists of State's share in Central taxes, grant for plan schemes, grant under the award of Central Finance Commission and other non-plan grants. The Share in Central taxes is estimated at ₹ 5,680 crore in 2015-16 (B.E.) against ₹ 3,800 crore in 2014-15 (R.E.). It shows that Share in Central taxes is likely to increase by 49.47 percent in 2015-16 (B.E.) over 2014-15 (R.E.).

Grant-in-aid

2.8 The grant-in-aid received in the State is shown in **Table 2.2**. Apart from the valuable amount from Central taxes, Finance Commission has made recommendations regarding grant-in-aid to the States for some specific purpose. The State is expected to receive about ₹ 6,497.31 crore as grant-in-aid in 2015-16 (B.E.) against ₹ 6,338.94 crore in 2014-15 (R.E.). It indicates that the grant-in-aid is likely to increase by 2.50 percent in 2015-16 (B.E.) over 2014-15 (R.E.).

Table 2.2- Grant-in-aid Received in State.

| (₹ Crore) | |
|----------------|-----------------|
| Year | Amount Received |
| 2012-13 | 2339.25 |
| 2013-14 | 4127.18 |
| 2014-15 (R.E.) | 6338.94 |
| 2015-16 (B.E.) | 6497.31 |

R.E. - Revised Estimates, B.E.- Budget Estimates
Source: State Budget Documents.

Capital Receipts and Capital Expenditure

Capital Receipts

2.9 The capital receipts and capital expenditure of the State from 2012-13 to 2015-16 (B.E.) is shown in **Fig. 2.2 and Annexure 2.1 and 2.2**. The capital receipts consist of three parts namely; (i) recovery of loans (ii) misc. capital receipts and (iii) public debt (Net). The public debt has a major contribution in the capital receipts. Capital receipts has increased from ₹ 9,622.37 crore in 2012-13 to ₹ 9,907.43 crore in 2013-14, ₹ 10,688.92 crore in 2014-15 (R.E.). It is expected to be ₹ 16,673.77 crore in 2015-16 (B.E.).

Capital Expenditure

2.10 Capital expenditure consists of capital outlay and lending (disbursement of loans and advances) and it relates to the creation of assets. The capital expenditure of the State has increased from ₹ 4,710.21 in 2013-14 to ₹ 6,530.72 crore in 2014-15 (R.E.). It is expected to be ₹ 7,270.67 crore in 2015-16 (B.E.) as shown in **Annexure 2.2**.

2.11 The total developmental expenditure comprising of social services like education, medical and public health, water supply and sanitation, social security and welfare, labour and employment, etc. and economic services like agriculture & allied activities, irrigation & flood, power, industries, transport, rural development, etc. The developmental expenditure is estimated at ₹ 48,247.92 crore in 2015-16 (B.E.) as against ₹ 42,545.86 crore in 2014-15 (R.E.), showing an increase of 13.40 percent in 2015-16 (B.E.) over 2014-15 (R.E.).

2.12 The total non-developmental expenditure comprising of administrative services, organs of State, fiscal services, interest payments, pensions and miscellaneous general services etc. is estimated at ₹ 20,679.22 crore in 2015-16 (B.E.) as compared to ₹ 18,657.38 crore in 2014-15 (R.E.). The total non-developmental expenditure is estimated to increase by 10.84 percent in 2015-16 (B.E.) over 2014-15 (R.E.).

Financial Position

2.13 The net transactions on year's account is estimated to show a deficit of ₹ 19.78 crore in 2015-16 (B.E.) as against the deficit of ₹ 817.28 crore in 2013-14. The revenue account is estimated to show a deficit of ₹ 9,557.52 crore in 2015-16 (B.E.). The net deposits of small savings, provident fund etc. are estimated to show a surplus of ₹ 662 crore in 2015-16 (B.E.) as compared to ₹ 655 crore in 2014-15 (R.E.) (**Annexure 2.3**).

Budgetary Expenditure of State Government as per Economic Classification

2.14 In order to secure legislative control, administrative accountability and auditing of any act of spending, the expenditure in the Government Budget is generally classified

department-wise. The Government budgetary transactions are significant only in terms of meaningful economic categories such as consumption expenditure, capital formation etc. and so they have to be sorted out, re-classified and re-grouped. Budget can broadly be divided into Administrative Departments and Departmental Commercial Undertakings. Administrative Departments are Government agencies for the implementation of social and economic policy of the Government, whereas Departmental Commercial Undertakings are un-incorporated enterprises owned, controlled and run directly by the Government.

2.15 The Economic Classification of the Budget which classifies the budgetary transactions in significant economic categories place the total expenditure at ₹ 69,385.02 crore in 2015-16 (B.E.) as compared to ₹ 60,553.81 crore in 2014-15 (R.E.) showing an increase of 14.58 percent in 2015-16 (B.E.) over 2014-15 (R.E.)(**Annexure 2.4**).

2.16 The consumption expenditure of the State Government is estimated at ₹ 26,305.08 crore in 2015-16 (B.E.) against ₹ 22,171.26 crore in 2014-15 (R.E.). It shows that consumption expenditure is likely to increase by 18.64 percent in 2015-16 (B.E.) over 2014-15 (R.E.).

2.17 State's gross capital formation i.e. investment on buildings, roads & other construction, purchase of vehicles and machinery & equipments by Administrative Departments and Departmental Commercial Undertakings is estimated at ₹ 5,565.80 crore in 2015-16 (B.E.) against ₹ 5,004.82 crore in 2014-15 (R.E.) showing an increase of 11.21 percent in 2015-16 (B.E.) over 2014-15 (R.E.). In addition to the gross capital formation, the State Government also provides financial assistance to other sectors of the economy for capital formation through capital transfers, loans and advances and by purchasing financial assets which is shown in **Annexure 2.4**

INSTITUTIONAL FINANCE

2.18 Institutional finance is essential for any development programme. The role of the State Govt. has been to persuade the banking institutions to give greater importance to the Agricultural and Allied Sectors, particularly for poverty alleviation programmes. The institutional finance available through Commercial & Cooperative Banks and other term lending institutions reduces pressure on the budgetary resources of the State Govt.

2.19 The total number of Commercial Banks (CBs) and Regional Rural Banks (RRBs) branches working in the State in September, 2015 was 4,348. The total deposits of CBs and RRBs increased to ₹ 2,28,497 crore in September, 2015. Similarly total advances in

the State increased to ₹ 1,83,911 crore in September, 2015. Credit-Deposit (CD) Ratio is a significant indicator of credit flow for accelerating economic development of the State. The CD ratio in the State has slightly decreased to 80% in September, 2015 as compared to 81% during the corresponding period of last year.

State Annual Credit Plan

2.20 Annual Credit Plan of the State for the current year 2015-16 envisages a credit lending of ₹ 88,073.94 crore. The targets for 2015-16 are higher by 14.14% as compared to those for the year 2014-15. Overall achievement under State Annual Credit Plan 2015-16 stood at ₹ 40,290.00 crore upto September, 2015 against the target of ₹ 88,073.94 crore which was 46% of the annual target (**Table 2.3**).

Table: 2.3- Annual Credit Plan for 2015-16.

| Sector | Target | (₹ Crore) | |
|---------------------------|-----------------|--------------------------------|------------------------|
| | | Achievement (Upto Sept., 2015) | Percentage Achievement |
| Agriculture & Allied | 58863.59 | 24995.00 | 43 |
| Micro & Small Enterprises | 14934.17 | 10447.00 | 70 |
| Other Priority Sector | 14276.18 | 4848.00 | 34 |
| Total | 88073.94 | 40290.00 | 46 |

Source: Institutional Finance and Credit Control Department, Haryana.

2.21 The performance of banks regarding credit lending to Agriculture & Allied Sector is satisfactory. Against the annual target of ₹ 58,863.94 crore, the achievement upto September, 2015 was ₹ 24,995.00 crore i.e. 43.0%. In the Micro & Small Enterprises, the performance was quite satisfactory. The banks disbursed ₹ 10,447.00 crore against the annual target of ₹ 14,934.17 crore which is 70% of the target. In the Other Priority Sector banks disbursed ₹ 4,848.00 crore against the target of ₹ 14,276.19 crore which is 34% of the target.

Bank-wise Performance

CBs and RRBs

2.22 Under Annual Credit Plan of the State for the year 2015-16, CBs and RRBs advanced ₹ 34,201.76 crore upto September, 2015 against the quarterly target of ₹ 36,449.84. Advances by CBs and RRBs during 2015-16 (Upto September, 2015) is given in **Table 2.4**.

Table: 2.4- Advances by CBs and RRBs During 2015-16.

(₹ Crore)

| Sector | Target | Achievement (Upto Sept., 2015) | Percentage Achievement |
|---------------------------|-----------------|-----------------------------------|---------------------------|
| Agriculture & Allied | 22567.19 | 19719.06 | 87 |
| Micro & Small Enterprises | 7337.11 | 10238.42 | 140 |
| Other Priority Sector | 6545.54 | 4244.28 | 65 |
| Total | 36449.84 | 34201.76 | 94 |

Source: Institutional Finance and Credit Control Department, Haryana.

2.23 The CBs and RRBs registered the highest advances of ₹ 19,719.06 crore in Agriculture Sector followed by ₹ 10,238.42 crore in Micro & Small Enterprises and ₹ 4,244.28 crore in Other Priority Sector. However, the percentage of achievement against the target was highest in Micro & Small Enterprises Sector 140% followed by and Agriculture & Allied Sectors (87%) and Other Priority Sector (65%).

Co-operative Banks

2.24 Haryana State Cooperative Banks advanced ₹ 5,893.07 crore upto September, 2015 against the quarterly target of ₹ 6,565.23 crore which is 90% of the target. Sector-wise detail is given in **Table 2.5**.

Table: 2.5- Advances by Co-operative Banks During 2015-16.

(₹ Crore)

| Sector | Target | Achievement (Upto Sept., 2015) | Percentage Achievement |
|---------------------------|----------------|-----------------------------------|---------------------------|
| Agriculture & Allied | 5952.46 | 5193.51 | 87 |
| Micro & Small Enterprises | 214.99 | 100.17 | 47 |
| Other Priority Sector | 397.78 | 599.39 | 151 |
| Total | 6565.23 | 5893.07 | 90 |

Source: Institutional Finance and Credit Control Department, Haryana.

HSCARDB

2.25 Haryana State Cooperative Agriculture & Rural Development Bank (HSCARDB) advanced ₹ 89.94 crore upto September, 2015 against the quarterly target of ₹ 245.71 crore which is 37% of the target. Sector-wise performance of Haryana State Cooperative Agriculture and Rural Development Bank (HSCARDB) during the year 2015-16 is given in **Table 2.6**.

Table: 2.6- Advances by HSCARDB During 2015-16.**(₹ Crore)**

| Sector | Target | Achievement (Upto Sept., 2015) | Percentage Achievement |
|---------------------------|---------------|-----------------------------------|---------------------------|
| Agriculture & Allied | 205.04 | 82.66 | 40 |
| Micro & Small Enterprises | 12.47 | 3.67 | 29 |
| Other Priority Sector | 28.20 | 3.61 | 13 |
| Total | 245.71 | 89.94 | 37 |

Source: Institutional Finance and Credit Control Department, Haryana.

Small Industries Development Bank of India

2.26 Small Industries Development Bank of India had advanced ₹ 105.07 crore upto September, 2015 against the quarterly target of ₹ 140.00 crore which is 75% of the target. Sector-wise detail is given in **Table 2.7**.

Table: 2.7-Advances by Small Industries Development Bank of India During 2015-16.**(₹ Crore)**

| Sector | Target | Achievement (Upto Sept., 2015) | Percentage Achievement |
|---------------------------|---------------|-----------------------------------|---------------------------|
| Agriculture & Allied | - | - | - |
| Micro & Small Enterprises | 140.00 | 105.07 | 75 |
| Other Priority Sector | - | - | - |
| Total | 140.00 | 105.07 | 75 |

Source: Institutional Finance and Credit Control Department, Haryana.

THE HARYANA STATE COOPERATIVE AGRICULTURE AND RURAL DEVELOPMENT BANK LTD.

2.27 The Haryana State Cooperative Agriculture and Rural Development Bank Ltd. (HSCARDB) was set up on 1st November, 1966. At the time of establishment of the Bank, there were only 7 PCARDBs in the State, this number had risen to 76 PCARDBs which have been amalgamated into 19 DPCARDBs in the year 2008 and the existing PCARDBs at Tehsil and Sub-Tehsil level act as branches of these DPCARDBs.

2.28 The HSCARDB has advanced ₹ 156.07 crore from 1.4.2015 to 31.1.2016 against the annual target of ₹ 250.00 crore which is 62.43% of target. Sector-wise lending performance of HSCARDB during 2015-16 is given **Table 2.8**.

Table: 2.8- Performance of Haryana State Cooperative Agriculture and Rural Development Bank Ltd.

(₹ Crore)

| Sr. No. | Sectors/Schemes | Proposed Target 2015-16 | Loan Advancement 1.4.2015 to 31.1.2016 |
|--------------|-------------------------------------|----------------------------|---|
| 1 | Minor Irrigation | 56.25 | 62.10 |
| 2 | Farm Mechanisation | 15.62 | 6.21 |
| 3 | Land Development | 25.00 | 22.62 |
| 4 | Dairy Development incl. Cattle Shed | 15.62 | 10.39 |
| 5 | Hort./Farm Forestry | 15.63 | 17.33 |
| 6 | Rural Housing | 21.88 | 7.56 |
| 7 | Non-Farm Sector | 25.00 | 20.88 |
| 8 | Purchase of Land | 15.63 | 3.20 |
| 9 | Rural Godowns | 3.12 | 0.06 |
| 10 | Others | 56.25 | 5.72 |
| Total | | 250.00 | 156.07 |

Source: Haryana State Cooperative Agriculture and Rural Development Bank Ltd.

2.29 The following Schemes of the HSCARDB are in operations:-

- i) Rural Housing;
- ii) Purchase of Agriculture Land;
- iii) Combine Harvester;
- iv) Straw-Reaper;
- v) Strawberry Cultivation;
- vi) Commercial Dairy for Self Employment;
- vii) Setting up of Agri-clinics and Agri-Business Centers for Agri. Graduates;
- viii) Financing of Two-Wheelers to Farmers;
- ix) Cattle Sheds Scheme;
- x) Financing of Medicinal & Aromatic Plants;
- xi) Financing of Community Halls;
- xii) Rural Godown;
- xiii) Rural Educational Infrastructure;
- xiv) Marriage Palace, all kinds of IT activities and other services.
- xv) The Bank has opened the window of credit for replacement of defunct tube-wells with new submersible tube-wells.
- xvi) Organic Inputs.

2.30 The HSCARDB has taken various steps for the benefit of the farmers, as mentioned below:-

- i) The limit of loan amount for purchase of agriculture land has been enhanced from ₹ 1.00 lakh to ₹ 10.00 lakh;
- ii) The value of agriculture land for the purpose of security has been adequately enhanced on the basis of latest sale statistics;

- iii) On purchasing new Tractor by the farmers, the bank is pledging one and half time value of agriculture land of Tractor cost;
- iv) Third party payment upto loans of ₹ 2.00 lakh has been abolished;
- v) Third party security of agriculture land as well as commercial property has also been allowed for the purpose of NFS loans;
- vi) The stamp duty has been abolished by the State Govt. on mortgage of land for cooperative loans relating to agriculture activities w.e.f. 15th October, 2003;
- vii) The provision of 104 under the Haryana Cooperative Societies Act 1984 has been abolished by the State Govt. and not a single farmer has been arrested since then by the Bank.

Rate of Interest

2.31 The bank has refixed the 13 % p.a. rate of interest to be charged from the ultimate borrowers w.e.f. 21.1.2016. Prior to this, the rate of interest was 14 to 15% p.a. The DPCARDBs have been allowed a margin of 2.5% p.a. whereas HSCARDB retains a margin of 1.50% p.a. only.

Progress Under Timely Repayment Incentive Interest Subvention Scheme

2.32 The detail of Timely Repayment Incentive Scheme of the State Govt. launched in 2009 are as under:-

- Under Timely Repayment Incentive Scheme of the State Govt. launched in 2009, a total number of 17,951 farmers had availed interest subvention @ 3% amounting to ₹ 5.66 crore upto 31.12.2009;
- This scheme has been further extended up to 31.3.2018 with the enhanced interest subvention @ 5% p.a. 1,24,671 loanee farmers have availed interest subvention to the extent of ₹ 82.38 crore from 1.1.2010 to 24.8.2014. Under this scheme, 28477 loanee farmers have availed of 26.48 crore from 25.8.2014 to 31.12.2015. Further the above interest benefit was raised from 5% to 50% to the agreed rate of interest w.e.f. 25.8.2014.

Recovery Linked Incentive Scheme (OTS) - 2013

2.33 This scheme covers those defaulter loanees of DPCARDBs who could not clear their instalments of principal and interest due to certain reasons as on 30.6.2013. As per norms of the scheme, any defaulter loanee is entitled to avail 50% of entire interest liability inclusive of overdue interest as on 30.6.2013 which is borne by the Govt. of Haryana. The penal interest @ 2% p.a. is borne by DPCARDBs and HSCARDB in the ratio of 50:50. The scheme covers all the purposes except purchase of land scheme. Under this scheme, the number of beneficiaries are 34,247 from 10.11.2013 to 15.1.2016 and the amount of benefit availed is ₹ 93.53 crore. Penal interest of ₹ 24.61 crore waived off. This scheme has been closed on 31.1.2016.

HARYANA STATE CO-OPERATIVE APEX BANK LTD.

2.34 Haryana State Cooperative Apex Bank Limited (HARCO BANK) occupies a vital position in the State economy and has been financing farmers, rural artisans' agricultural labourers, entrepreneurs etc. in the State and serving its depositors for the last 49 years. The Short Term Cooperative Credit Structure consists of three tiers i.e. HARCO BANK at State Level having 13 branches and two extension counters at Chandigarh and Panchkula, 19 Central Cooperative Banks at district head quarters with their 594 branches and 697 PACS catering to the financial needs of 31.26 lakh members residing mostly in rural areas of the State.

2.35 The HARCO BANK from the humble beginning in November, 1966 has grown into a sound financing institution of outstanding credit worthiness. The performance of HARCO BANK has been adjudged as the best State Cooperative Bank in the country. It has working capital of ₹ 7,741.49 as on 31.12.2015 (**Table 2.9**).

Table: 2.9- Financial position of HARCO Bank.

(₹ Crore)

| Sr. No | Particulars | 2010-11 | 2011-12 | 2012-13 | 2013-14 | 2014-15 | 2015-16 (Upto Dec., 2015) |
|--------|------------------------------|---------|---------|---------|---------|---------|------------------------------|
| I. | Share Capital | 79.18 | 101.74 | 114.31 | 119.10 | 132.61 | 134.16 |
| II | Own Fund | 456.28 | 494.64 | 524.29 | 538.12 | 566.45 | 567.94 |
| III | Deposits | 2025.21 | 2130.90 | 2375.82 | 2057.34 | 2179.55 | 2770.65 |
| IV | Borrowings | 2528.91 | 3404.41 | 3655.23 | 3941.97 | 4425.04 | 3987.43 |
| V | Loan Issued | 3764.48 | 4676.69 | 4909.01 | 5627.14 | 6748.60 | 5324.64 |
| VI | Loan O/S | 3738.89 | 4515.33 | 4962.42 | 5184.58 | 5904.08 | 6175.24 |
| VII | Profits/Loss | 5.01 | 18.69 | 30.21 | 21.98 | 16.23 | - |
| VIII | Recoveries % | 99.94 | 99.95 | 99.96 | 99.95 | 99.95 | - |
| IX | Overdue as % to Loans O/S | 0.06 | 0.05 | 0.05 | 0.05 | 0.05 | - |
| X | NPAs % | 0.06 | 0.05 | 0.05 | 0.05 | 0.05 | - |
| XI | Wkg. Capital | 5051.04 | 6070.63 | 6620.72 | 6604.68 | 7245.08 | 7741.49 |

2.36 The Comparative position of advances made by the Central Cooperative Banks (crop-wise) during the last two years is given in **Table 2.10**.

Table: 2.10- Crop-wise Advances by the Central Cooperative Banks.

(i) KHARIF CROPS:-

(₹ Crore)

| Season | Targets | | | Achievement | | |
|-------------|---------|--------|---------|-------------|--------|---------|
| | Cash | Kind | Total | Cash | Kind | Total |
| 2014 | 3880.00 | 195.00 | 4075.00 | 3782.23 | 137.83 | 3920.06 |
| 2015 | 4194.00 | 201.00 | 4395.00 | 4376.96 | 211.16 | 4588.12 |

(ii) **RABI CROPS :-**

(₹ Crore)

| Season | Targets | | | Achievement | | |
|---------|---------|--------|---------|-------------|--------|---------------------------------|
| | Cash | Kind | Total | Cash | Kind | Total |
| 2014-15 | 4175.00 | 305.00 | 4480.00 | 4310.25 | 250.59 | 4560.84 |
| 2015-16 | 4483.00 | 305.00 | 4788.00 | 3389.95 | 352.19 | 3742.14 (As on 15.1.2016) |

Source: HARCO Bank.

2.37 Apex Bank is financing 10 Cooperative Sugar Mills in the State through 19 Central Coop. Banks. The position of limits sanctioned and their utilization is as under:-

(₹ Crore)

| Sugar Year | Limits sanctioned | Limit utilized by CCBs from Apex Bank | Limit utilized by Sugar Mills from CCBs (Max. O/S during the year) |
|------------|-------------------|---------------------------------------|--|
| 2013-14 | 597.80 | 120.00 | 503.88 |
| 2014-15 | 822.00 | 214.00 | 548.24 |

Source: HARCO Bank.

Revolving Cash Credit & Deposit Guarantee Schemes

2.38 For the benefit of farmers, 13.20 lakh Kisan Credit Cards have been issued till December, 2015. To meet all types of loan requirement of the farmers for non-agricultural purposes a limit upto 6 lakh is being provided under Revolving Cash Credit Scheme. In the interest of rural inhabitants, a Deposit Guarantee Scheme for PACS has been implemented from 1.11.2005. Under this scheme, deposit upto ₹ 50,000 of the members are guaranteed by the bank.

Implementation of the Revival Package for Short Term Cooperative Credit Structure

2.39 For strengthening the Short-Term Cooperative Credit Structure the State Govt. has accepted the recommendations of Vaidyanathan Committee and has signed MoU with Govt. of India and NABARD on 20.2.2007. On the basis of audits, financial assistance amounting to ₹ 701.72 crore (₹ 633.80 crore GoI share + ₹ 29 crore State Govt. share+ ₹ 38.92 crore PACS share) has been worked out and 566 merged PACS affiliated to 19 DCCBs have received financial assistance to the tune of ₹ 499.50 crore & balance of ₹ 163.30 crore are yet to be released by Govt. of India.

Implementation of Interest Subvention Schemes of Govt. of India and State Govt. for Timely Repayment of Loans by Members of PACS

Interest Subvention Scheme of Govt. of India for the year 2014-15

2.40 Interest subvention @ 3% was provided by Government of India to the farmers who availed crop loans during the year 2014-15 and made repayment on or before due dates. Thus the effective rate of Interest for prompt payee farmers on crop loans is 4% w.e.f. 1.4.2009. Under this scheme interest relief of ₹ 92.11 crore was provided to 90,480 prompt payee farmers during the year 2014-15.

State Interest Subvention Scheme-2014

2.41 Under State interest subvention scheme 2014 of Haryana Govt. the Coop. Banks are providing crop loan to the prompt payee farmers during the Rabi 2014-15 @ 0%. During the Rabi recovery season 2015 interest relief of ₹ 55.29 crore was provided to the 4.80 lakh farmers. State Govt. has decided to continue to this scheme during Kharif 2015 and Rabi 2015-16. During this period interest relief @ 4% will also be provided to the prompt payee farmers on crop loans. Under this scheme the farmers who availed crop loan during Kharif 2015 and repay their loan on or before due date, an interest relief of approximate ₹ 65 crore and 80 crore during Rabi 2015-16 will be provided. During the year 2015-16 (1.9.2015 to 29.2.2016 Rabi Crop) interest relief @ 4% will be provided to the prompt payee farmers. The effective rate of interest on crop loan will be 0% for prompt payee farmers.

Enhancement of MCL for Rural Artisans, Petty-shopkeepers for Members of PACS

2.42 The maximum credit limit (MCL) for Rural Artisans, Petty-shopkeepers for members of PACS has been enhanced from ₹ 25,000 to ₹ 35,000.

Personal Accident Insurance Scheme for KCC Holders

2.43 Personal Accident Insurance Scheme has been implemented in the DCCBs since 2009. During the year 2015-16 under this scheme, insurance cover upto ₹ 50,000 is being provided on nominal Insurance Premium i.e. ₹ 4.58 KCC holders. The premium payable by per KCC holder is ₹ 1.58 only and balance of ₹ 3 is being borne by the CCBs.

Recovery Linked Incentive (O.T.S.) Scheme -2013 for Members of PACS

2.44 Recovery Linked Incentive (OTS) Scheme-2013 for members of PACS was formulated With a view to provide interest relief to the loanee members of PACS in the State of Haryana, who were not able to repay their dues for reasons beyond their control and were defaulter to PACS as on 31.3.2013. The scheme was approved by the State Government. Under this Scheme, interest relief @8% upto 31.3.2013 was provided on Crop loans to the

farmers. 50% interest relief was also provided to the members on their Medium Term Agri. & Medium Term Non-Agri. overdue loans outstanding as on 31.3.2013. The operative period of the scheme was from 10th November, 2013 to 30th June, 2014. Interest relief of ₹ 17.76 crore to 34,661 members of PACS was provided against the claims of ₹ 17.76 crore.

Social Security Pension /Allowances Schemes/Loan to Private Sugar Mills in State

2.45 District Central Cooperative Banks in the State have been assigned the work of distribution pension/allowances by Social Justice Empowerment Department by Haryana. Under this scheme 3,38,399 pension accounts have been opened by the branches of these banks so far and pension is being disbursed from these banks. Under this scheme ₹ 173.21 crore has been disbursed till December 2015 against which a commission of ₹ 2.60 crore @ 1.50% have yet to be release by the State Govt. to the Coop. Banks. HARCO bank has formulated a scheme for making due payment to the sugar cane growers during the crusing season 2014-15 in the State of Haryana. Under this scheme a sum of ₹ 100 crore to Saraswati Sugar Mill, Yamunanagar and 30.82 crore to Piccadilly Agro Industry Bahdson Karnal has been released and sum of ₹ 45 crore has been sanctioned to Naraingarh Sugar Mill ltd. Naraingarh. Besides this a loan of ₹ 76.58 crore have been disbursed to 10 Sugar Mills for making payment to the cane growers on the basis of their eligibility during the cursing season year 2014-15 by the Cooperative Banks.

Core Banking Solution (CBS)

2.46 CBS has been implemented and working Online in Apex Bank and all the branches of CCBs and are providing RTGS/NEFT services to their clients. In the next phase, ATM facility, Internet, Mobile Banking etc. with strict security features would be provided to the customers. Cheque Truncation System (CTS) and inter branch transaction services in the CBS Software are being provided to the customers of the Apex Bank. These Banks are under active process for issuance of Rupay Debit and Rupay Kisan Cards.

2.47 SMS Alert Services is being provided by the Coop. Banks. Direct Benift Transfer Services is being provided to their customers through DBT/NPCI by the Coop.Banks.

2.48 Cash credit limit of ₹ 50,000 against work allotment and ₹ 1 lakh againt pending bills is being provided to Labour and Constructions Societies and ₹ 1,50,000 is being provided to member of Salary Earner Society.

2.49 All the Central Coop. Banks are providing Pardhan Mantri Jivan Jyoti Yojana (PMJJBY) and Pradhan Mantri Jeevan Surksha Bima Yojna (PMJSBY) to their customers. Besides, the Ambala Central Coo. Bank is providing ATM Rupay Debit Card and Kisan Kard

facility to their customers. 1,900 ATM Rupay Debit Cards and 100 Rupay Kisan Cards have been issued to their customers.

Rate of Interest on Loans

2.50 Rate of interest on loans are as under:-

| Sr. No. | Type of Loans | Rate of Interest (in %age) | | | |
|---------|---|----------------------------|--------------|--------------|-----------------|
| | | NABARD to SCB | Apex to CCBs | CCBs to PACS | PACS to Members |
| I) | Crop Loan/KCC loan | 4.50 | 5.00 | 5.50 | 7.00 |
| II) | Professional & other purposes | - | 9.00 | | |
| III) | Rural Artisans (owned fund) | - | 9.00 | | |
| IV) | Revolving Cash Credit Scheme | | 10.00 | | |
| V) | STL Fertilizer | - | 9.00 | | |
| VI) | Non Farm Finance Scheme:- | NABARD to Apex | Apex to CCBs | | |
| a) | Minor Irrigation, SGSY, SHGs, SC/ST action plan, Dry Land Farming | 10.00 | 10.50 | | |
| b) | Rural Godowns | 10.00 | 10.50 | | |
| c) | NFF (ARF) | 10.00 | 10.50 | | |

Source: HARCO Bank.

2.51 Major loan and advances schemes of HARCO Bank are given below:-

- i) Crop Loan (Kisan Credit Card);
- ii) Loan for Ancillary Activities;
- iii) Revolving Cash Credit Scheme;
- iv) Loan for Rural Artisans;
- v) Consumption Loan;
- vi) M.T. Loans Sponsored Scheme;
- vii) Loans for Petty Shopkeepers etc.

2.52 Various Self Employment Scheme financed by HARCO Bank are as under:-

- i) Enterprise Loan Scheme;
- ii) Assistance for Small Road and Water Transport Operators (SRWTO);
- iii) Project Finance for Agro Based Projects;
- iv) Scheme for Soft Loan Assistance for Margin Money;
- v) Loan to others type of Societies.

2.53 Future schemes of HARCO Bank are given below:-

- i) During the Rabi season 2015-16 a target of ₹ 4,788 crore has been fix to issue the crop loans.
- ii) During the year 2015-16 all the Central Cooperative Banks will provide ATM facility in the State.
- iii) During next crusing season a sum of ₹ 814 crore will be provided by the Coop. Banks to the Sugar Mills in the State.
- iv) The Government has allowed Primary Agricultural Cooperative Societies to work as Business Facilitators of Cooperative Banks for distribution of pension under Social Security Pension Benefit Scheme.

TREASURIES AND ACCOUNTS

2.54 Presently there are 21 District level Treasuries and 85 Sub-Treasuries in the State which maintain the accounts of all receipts and payments relating to the consolidated funds of the State, public accounts of the State and render accounts to the Accountant General, Haryana twice a month. These Treasuries and Sub-Treasuries are also responsible for the safe custody of non-postal stamps, opium and other valuables worth crore of rupees. This Department has taken a lead for the development of an Integrated Financial and Human Resource Management Information System (IF & HRMIS) for the State Govt. This project has been envisaged to make budgeting controls more effective, improve cash flow management, promote day-wise reconciliation of accounts, improve accuracy and timeliness for preparation of accounts, bring about transparency and efficiency in public delivery system, better financial management along with improve quality of governance in the State. By bringing in the HRMIS system and its integration with IFMS, the process of generation and submission of pay-bills, pension management, loans and re-imburement of employees has been completely integrated and performed with minimum manual intervention.

PRICES AND FOOD & SUPPLIES

The rise in prices of goods and services which is termed as inflation is a crucial determinant in the growth of economy. The inflation is measured by Wholesale Price Index (WPI) as well as Consumer Price Index (CPI). The Wholesale Price Index is based on the prices of commodities in the wholesale markets or the prices at which the bulk transactions takes place, whereas the Consumer Price Index is based on the prices at which the consumer purchases the commodities in local market or the prices at which retail transactions take place. A continuous rise in food articles particularly affects the population living Below Poverty Line (BPL) adversely. However, inflation of 3 to 4 points is an indicator of growth as it encourages production and does not discourage consumption. For assessing the price situation in the State, the Department of Economic & Statistical Analysis, Haryana collects wholesale and retail prices of essential commodities and services on weekly/monthly basis from rural and urban areas of the State and prepares the WPI and CPI for rural Haryana & Working Class respectively.

Wholesale Price Index

3.2 The Wholesale Price Index (WPI) of 20 selected agricultural commodities (Base Agri. Year 1980-81=100) of the State from 2010-2011 to 2014-2015 is given in **Table 3.1**. It has increased from 979.7 in 2010-11 to 1279.7 in 2014-15 showing an increase of 30.6 percent as compared to an increase 7.3 and 6.8 per cent respectively during the year 2012-13 and 2013-14 from the previous years.

Table: 3.1- Year-wise Wholesale Price Index of 20 Selected Agricultural Commodities.

| Year | Index (Base Year 1980-81=100) |
|---------|----------------------------------|
| 2010-11 | 979.7 |
| 2011-12 | 1065.7 |
| 2012-13 | 1143.1 |
| 2013-14 | 1220.9 |
| 2014-15 | 1279.7 |

Source: Department of Economic and Statistical Analysis, Haryana.

3.3 In order to study the movement of WPI of the State during the year, the month-wise Index from December, 2014 to December, 2015 is presented in **Table 3.2**. The WPI rose from 1276.1 in December, 2014 to 1316.3 in December, 2015 registering an increase of 3.2 percent. This rise is mainly attributed to the increase in prices of grains, pulses, oilseeds and fibres which is 1.6, 30, 21.1 and 5.0 percent respectively.

Table: 3.2- Monthly Wholesale Price Index of 20 Selected Agricultural Commodities.

| Month | Index (Base Year 1980-81=100) |
|-----------------|----------------------------------|
| December, 2014 | 1276.1 |
| January, 2015 | 1278.1 |
| February, 2015 | 1275.9 |
| March, 2015 | 1279.4 |
| April, 2015 | 1283.8 |
| May, , 2015 | 1290.4 |
| June, 2015 | 1296.6 |
| July, 2015 | 1302.1 |
| August, 2015 | 1305.5 |
| September, 2015 | 1309.6 |
| October, 2015 | 1315.7 |
| November, 2015 | 1317.4 |
| December, 2015 | 1316.3 |

Source: Department of Economic and Statistical Analysis, Haryana.

Consumer Price Indices

Consumer Price Index (Rural)

3.4 Consumer Price Index (Rural) measures changes in the price level of consumer goods and services purchased by households over a period of time. It is used to adjust the effect of inflation on the real value of wages, salaries and pensions. The main objective of computing this Index is to watch the movement of general level of retail prices of selected essential commodities that are in the consumption pattern of an average rural household in the State. The prices are collected fortnightly from 24 villages from different parts of the State where majority of population is engaged in agriculture and allied occupation.

3.5 Consumer Price Index (Rural) of Food Group and General Group moved more speedily during the period 2010-11 to 2012-13 as compared to the year 2013-14 & 2014-15. The Index of General Group moved by 31.9 percent whereas the Index of Food Group increased by 31.8 percent from 2010-11 to 2014-15. Year-wise Consumer Price Index (Rural) of the State from 2010-11 to 2014-15 is presented in **Table 3.3**.

Table 3.3-Year-wise Consumer Price Index (Rural).**(Base Year 1988-89=100)**

| Year | Food Index | General Index |
|---------|------------|---------------|
| 2010-11 | 537 | 496 |
| 2011-12 | 586 | 537 |
| 2012-13 | 638 | 580 |
| 2013-14 | 682 | 620 |
| 2014-15 | 708 | 654 |

Source: Department of Economic and Statistical Analysis, Haryana.

3.6 The detail of month-wise movement of CPI (Rural) in the State, the index of December, 2014 to December, 2015 is presented in **Table 3.4**. It was 647 in December, 2014 which rose to 688 in December, 2015 by registering an increase of 6.3 percent.

Table: 3.4-Monthly Consumer Price Index (Rural).

| Month | Index (Base Year 1988-89=100) |
|-----------------|----------------------------------|
| December, 2014 | 647 |
| January, 2015 | 651 |
| February, 2015 | 651 |
| March, 2015 | 655 |
| April, 2015 | 661 |
| May, 2015 | 667 |
| June, 2015 | 674 |
| July, 2015 | 679 |
| August, 2015 | 682 |
| September, 2015 | 686 |
| October, 2015 | 692 |
| November, 2015 | 693 |
| December, 2015 | 688 |

Source: Department of Economic and Statistical Analysis, Haryana.

Consumer Price Index for Working Class Population

3.7 Consumer Price Index for Working Class measures the relative change over time in the level of retail prices of a fixed set of goods and services consumed by an average working class family in a given area with reference to a base year. It is compiled by taking into account the weighted average of the monthly Indices of six centres namely Surajpur-Pinjore, Panipat, Sonipat, Bhiwani, Hisar and Bahadurgarh. The CPI for Working Class from the year 2011 to 2015 of the State is presented in **Fig. 3.1**. The annual average increase in CPI for Working Class, Haryana (Base Year 1982=100) for 2015 was 5.9 percent as compared to 6.2 percent in the year 2014. The centre-wise increase was comparatively high

in Surajpur-Pinjore (6.1 percent) whereas it was low in Sonipat (5.7 percent) for the year 2015. The month-wise movement of Consumer Price Index for Working Class of the State from December, 2014 to December, 2015 is presented in **Fig. 3.2**. Consumer Price Index for Working Class (Base Year 1982=100) was 974 in December, 2014 which rose to 1046 in December, 2015 by registering an increase of 7.4 percent.

FOOD AND SUPPLIES

3.8 In the State there were 42,77,599 Ration card holders as on 31.12.2015. The number of Gas Connection was 57,00,792. The number of Ration Cards and Gas Connections in the State from 2011-12 to 2015-16 (up to Dec., 2015) is given in **Table 3.5**.

Table: 3.5- Number of Ration Cards and Gas Connections.

| Year | No. of Ration Cards | | | | No. of Gas Connections | | |
|---|---------------------|--------|--------|---------|------------------------|---------|---------|
| | APL | BPL | AAY | Total | SBC | DBC | Total |
| 2011-12 | 4428687 | 949794 | 269194 | 5647675 | 1664442 | 2474469 | 4135611 |
| 2012-13 | 3467189 | 869068 | 259500 | 4595757 | 1798955 | 2665861 | 4464816 |
| 2013-14 | 3467189 | 869068 | 259500 | 4595757 | 2020133 | 2941803 | 4961936 |
| 2014-15 | 3231483 | 862865 | 257495 | 4351843 | 2111577 | 3189098 | 5300675 |
| 2015-16 (upto 31 st Dec.,15) | 3171151 | 850466 | 255982 | 4277599 | 2325560 | 3375232 | 5700792 |

Source: Food and Supplies Department, Haryana.

Targeted Public Distribution System

3.9 Operation of Targeted Public Distribution System with special emphasis on Below Poverty Line (BPL), including Antodaya Anna Yojana (AAY) families is an important activity of Food & Supply Department, Haryana. In the State there are 2,55,982 AAY+ Homeless, 4,53,634 CBPL, 3,96,832 SBPL and 1,833,268 OPH beneficiaries. With the implementation of National Food Security Act (NFSA), 2013 in the State as much as 7,95,000 tonne of wheat at a subsidized rate of ₹ 2 per kg. has already been distributed among the beneficiaries from January, 2014 to December, 2015. The Act classifies the eligible households into two categories i.e. AAY and OPH families. Under AAY beneficiaries will continue to get 35 kg. of foodgrains per month at highly subsidized rate ₹ 2 per kg. Each member of Priority Household will get 5 kg. of wheat at the same rate. The NFS Act is a bold initiative to provide Food Security to poor thereby reducing chronic malnutrition in a substantial manner. Under Dal Roti Scheme, the State Government is providing 2.5 kg. pulses per household per month at subsidized rate of ₹ 20 per kg. to AAY and BPL families to meet their nutritional and proteins needs.

Fig. 3.1- Year-wise and Centre-wise Consumer Price Index for Working Class of Haryana (Base Year 1982=100)

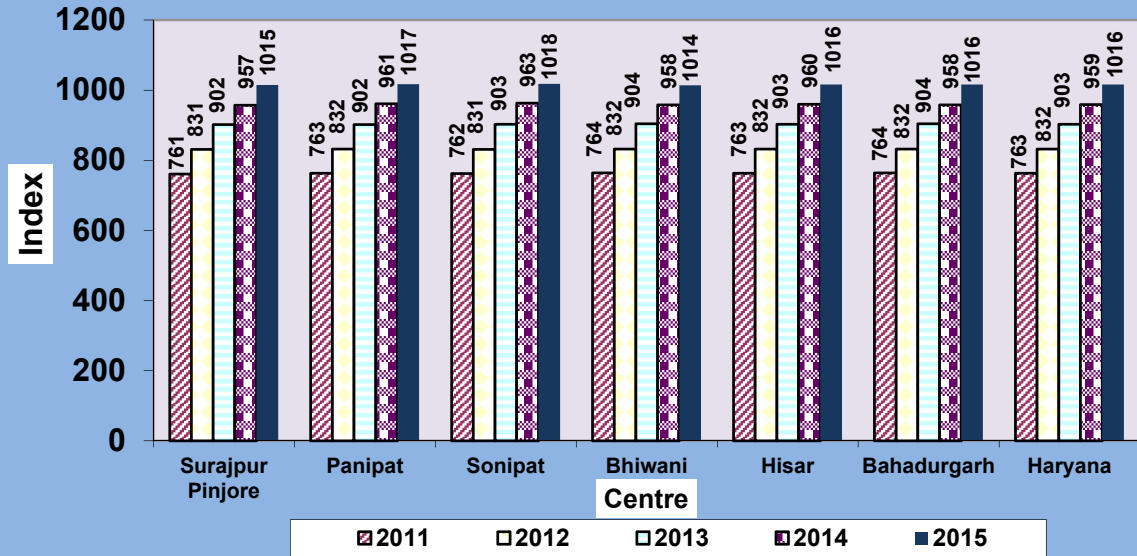
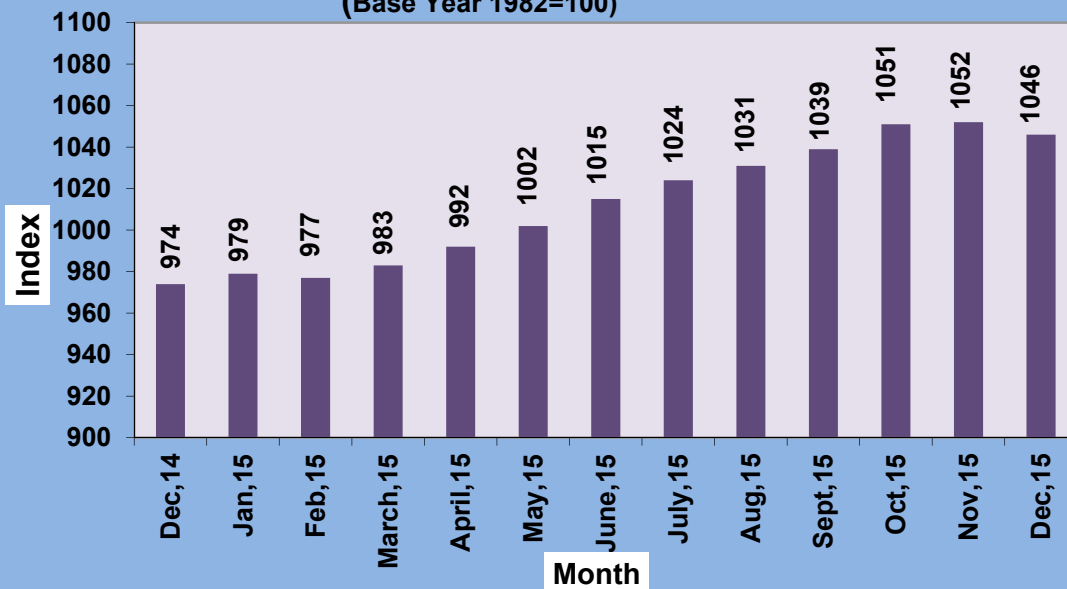


Fig. 3.2- Monthly Consumer Price Index for Working Class of Haryana (Base Year 1982=100)



Procurement

3.10 Department of Food and Supplies, Haryana procures food/coarse grains with a view to ensure that farmers get remunerative prices for their produce and do not have to resort to distress sale. Procurement also strengthens food security of the nation. The detail of procurement and MSP from 2005-06 to 2015-16 in the State is given in **Table 3.6**.

Table : 3.6- Procurement and MSP of Wheat, Paddy and Bajra.

| Year | Wheat Procured (Lakh Tonne) | MSP of Wheat (₹per qtl.) | Paddy Procured (Lakh Tonne) | MSP of Paddy (₹per qtl.) | | Bajra Procured (Lakh Tonne) | MSP of Bajra (₹per qtl.) |
|---------|-----------------------------|--------------------------|-----------------------------|--------------------------|---------------------|-----------------------------|--------------------------|
| | | | | Common | Grade-A | | |
| 2005-06 | 45.29 | 640/- | 23.56 | 570/- | 600/- | 0.05 | 525/- |
| 2006-07 | 22.30 | 650/- +50 bonus | 20.47 | 580/- +40 bonus | 610/- +40 bonus | - | 540/- |
| 2007-08 | 33.50 | 750/- +100 bonus | 17.85 | 645/- +100 bonus | 675/- +100 bonus | 1.23 | 600/- |
| 2008-09 | 52.37 | 1000/- | 18.22 | 850/- +50 bonus | 880/- +50 bonus | 3.10 | 840/- |
| 2009-10 | 69.24 | 1080/- | 26.36 | 950/- +50 bonus | 980/- +50 bonus | 0.77 | 840/- |
| 2010-11 | 63.47 | 1100/- | 24.82 | 1000/- | 1030/- | 0.74 | 880/- |
| 2011-12 | 69.28 | 1120/- +50 bonus | 29.66 | 1080/- | 1110/- | 0.18 | 980/- |
| 2012-13 | 87.16 | 1285/- | 38.53 | 1250/- | 1280/- | - | 1175/- |
| 2013-14 | 58.56 | 1350/- | 35.87 | 1310/- | 1345/- | - | 1250/- |
| 2014-15 | 65.08 | 1400/- | 30.07 | 1360/- | 1400/- | - | 1250/- |
| 2015-16 | 67.70 | 1450/- | 42.59 | 1410/- | 1450/- | 0.05 | 1275/- |

Source: Food and Supplies Department, Haryana.

Consumer Protection Act

3.11 Enforcement of the Provisions of the Consumer Protection Act, 1986 and creation of awareness among consumers are other important activities of the Food and Supplies Department. In the State District Fora have been established in all the 21 Districts.

Setting-up of Consumer Helpline

3.12 A Consumer Helpline in the State has been established in the Directorate of Food and Supplies and its toll free number is 1800-180-2087. The helpline was made functional w.e.f. 12. 8.2013. State Consumer Helpline is helping consumers by giving guidelines/advice to sort out their complaints in every sphere in the State. Since its inception (on 12.8.2013) approximately 10,091 complaints have been received upto 31.12.2015.

Legal Metrology

3.13 The Legal Metrology Act, 2009 was formulated by the Govt. of India to establish and enforce Standards of Weights and Measures, to regulate trade and commerce in weights, measures and other goods which are sold or distributed by weights, measures or number in the interest of consumers by ensuring correct Weights and Measures in various transactions.

During the year 2015-16, against the target of ₹ 13 crore, revenue receipt of ₹ 11.43 crore have been collected upto 31.12.2015 by Legal Metrology Organisation.

Brick-kilns

3.14 The Haryana Control of Bricks Supplies Order, 1972 was made under the provisions of section 3 of the East Punjab Control of Bricks Supplies Act, 1949. As on 31.12.2015 there were 3,003 Brick-kilns licenses in the State to ensure availability of bricks for general public and for Govt. development works there is complete ban on the movement of bricks outside the State. This control order has been substantially liberalized by the State Government by de-notifying the provisions like fixation of price of bricks, permit system for bricks, maintenance of production and selling of bricks and monthly statements etc.

End-to-End Computerization of TPDS Operations

3.15 The Department is implementing plan scheme of “End-to-End Computerization of TPDS Operations” on 50:50 sharing bases between Govt. of India and the State Govt. for computerization of TPDS operations since November 2014. 29,40,870 families (AAY, CBPL, SBPL and OPH) have been digitized and verified. 22,37,466 (76.1%) Ration Cards have Aadhaar number of at least 1 member and 86,46,676 (66.5%) beneficiaries’ Aadhaar have been seeded. The process of de-duplication (eliminating duplicate Aadhaar) is in progress and would be completed in January, 2016. Master data entry of 9,355 FPS and 441 godowns has been completed. Transparency Portal of the Department (<http://haryanafood.gov.in>) is functional and is being updated regularly. The Department is implementing Food & Essential Commodities Assurance & Security Target (FEAST) software for online Allocation and Supply Chain Management. Training to the departmental staff is being imparted on ePDS and FEAST. Online allocation would be rolled out in the entire State from January, 2016 and Supply Chain Management is likely to be implemented from April, 2016. Toll Free PDS helpline numbers 1967 is in operation. The online grievances redressal system developed exclusively for PDS complaints is under testing and would be made available for public use after customization.

3.16 The State has finalized the System Integrator (Private Agency) models for FPS automation. The commodities are being distributed to beneficiaries after Aadhaar based biometric authentication at 20 FPS from October, 2015 on pilot basis. Process regarding appointment of System Integrator for implementation of FPS automation is likely to be completed before 31st March, 2016 and FPS automation is likely to be implemented in entire State by September, 2016.

3.17 During the year 2015-16 (up to Dec., 2015) the licence of defaulting 1 Wholesale & 121 Retail Depot holders of Kerosene Oil were cancelled and 3 Wholesale & 400 Retail Depot holder's licences were suspended. FIR against 3 Wholesale and 5 Retail Depot holders of Kerosene Oil were registered. The detail of checking of Kerosene Depot and LPG dealers from 2011-12 to 2015-16 is given in **Table 3. 7.**

Table: 3.7- Checking and action taken against Kerosene Depot and LPG Dealers.

| Year | No. of K. Oil dealers | | Action taken | | | | | | No. of LPG dealers | No. of defaulter dealers | Action taken | |
|------------------------------|-----------------------|-------|-------------------|-----|------------|----|-------------------|-----|--------------------|--------------------------|------------------|------------|
| | | | Licence cancelled | | FIR lodged | | Licence suspended | | | | Supply suspended | FIR lodged |
| | | | W | R | W | R | W | R | | | | |
| 2011-12 | 152 | 8202 | 0 | 158 | 0 | 12 | 0 | 312 | 305 | 4 | 0 | 3 |
| 2012-13 | 142 | 12167 | 1 | 97 | 0 | 9 | 0 | 186 | 348 | 7 | 0 | 5 |
| 2013-14 | 139 | 11903 | 0 | 132 | 0 | 3 | 0 | 241 | 383 | 3 | 2 | 1 |
| 2014-15 | 136 | 10390 | 1 | 165 | 0 | 10 | 0 | 567 | 387 | 0 | 0 | 0 |
| 2015-16 (upto Dec., 2015) | 138 | 9350 | 1 | 121 | 3 | 5 | 3 | 400 | 407 | 0 | 0 | 0 |

Source: Food and Supplies Department, Haryana.

Citizen Centric Services

| Sr. No | Name of Deptt. | Propose services | Number of working days for disposal | Competent Authority | 1 st Appellate Authority | 2 nd Appellate Authority |
|--------|------------------------|---|-------------------------------------|---------------------------|-------------------------------------|-------------------------------------|
| 1. | Food & Supplies Deptt. | Issue of new ration card on receipt of D-I form i.e. Application Form for APL | 22 | Inspector Incharge/ AFSSO | Distt. Food & Supplies Controller | Deputy Commissioner |
| 2. | | Issuance of new ration card on receipt of surrender certificate (APL/BPL/AAY) | 15 | -do- | -do- | -do- |
| 3. | | Issuance of duplicate ration card (APL/BPL/AAY) | 15 | -do- | -do- | -do- |
| 4. | | Inclusion/ Deletion of family member (APL/BPL/AAY) | 15 | -do- | -do- | -do- |
| 5. | | Change of address within same jurisdiction (All category ration cards) | 15 | -do- | -do- | -do- |
| 6. | | Change of address including change of FPS (All category ration cards) | 15 | -do- | -do- | -do- |
| 7. | | Issuance of surrender certificate (All category ration cards) | 7 | -do- | -do- | -do- |

3.18 Seven services concerning Ration Cards like issuance of new Ration Card, duplicate Ration Card, surrender certificate, inclusion/exclusion of family member, change of address and change of fair price shop etc. have been given fixed timeframe (as shown below) for facilitating quick services to the public. The process for all these services has been simplified by recasting of application forms. The State Government vide Notification dated 7.5.2015 have notified the following services both for urban and rural areas in the time frame under the Right to Services Act, 2014 :-

3.19 New simplified forms for all above services have been made available in all field officers/PR Centers. Since August, 2011, onwards field offices of Food and Supplies Department received more than 10.39 lakh (upto Dec., 2015) applications in this regard and services concerning these applications have been rendered within timelines.

AGRICULTURE & ALLIED SECTORS

Agriculture is the primary sector of our State economy and majority of the population is directly or indirectly dependent on agriculture and its allied sectors. Accordingly State has accorded high priority to agriculture sector since its creation on 1st November, 1966. Strong infrastructure facilities like metalled roads, rural electrification, network of canals, development of market yards etc. were created which provided much needed impetus to agriculture development in the State. Creation of these facilities coupled with agriculture research support and excellent extension network to disseminate the information related to improved farm practices to farmers yielded tangible results. The State has been converted from a food deficient to a food surplus State. State which has become the second highest contributor of food-grains to the central pool and the State has contributed about 15.6 percent of foodgrains to the central pool despite of a very less area of 1.4 percent of the country.

4.2 The Agriculture Sector has always been an important contributor to the Gross State Domestic Product (GSDP). However, as a consequence of rapid structural transition of the State economy over the years, the contribution of the Agriculture & Allied Sector at constant (2011-12) prices went down to only 18.2 percent of the GSVA during the year 2015-16.. The economic growth of the State has become more sensitive to the growth in Industry and Services Sectors during the past few years but the recent experience suggests that high GSDP growth without consistent and rapid agricultural growth is likely to accelerate inflation in the State which would jeopardize the larger growth process. Therefore, the growth of the Agriculture and Allied Sector continued to be a critical factor in the overall performance of the State economy.

Growth of Agriculture & Allied Sectors

4.3 Agriculture and Allied Sector is composed of agriculture, forestry & logging and fishing sub-sectors. Agriculture including crop husbandry and dairy farming is the main component contributing about 93 percent in GSVA of Agriculture and Allied Sector. The contribution of forestry and fishing sub-sectors in GSVA of Agriculture and Allied Sector is merely around 5 and 2 percent respectively resulting in very low impact of these two sub-sectors on the overall growth of Agriculture and Allied Sector.

4.4 The GSVA alongwith the growth rates recorded by the State economy at constant (2011-12) prices in Agriculture and Allied Sector during different years have been shown in **Table 4.1**. The Provisional Estimates for 2012-13 reveal that the Agriculture & Allied Sector of the State economy recorded the negative growth of 2.0 percent. The provisional Estimates for 2013-14 indicate that Agriculture and Allied Sector recorded the growth of 3.1 percent. As per Quick Estimates for 2014-15, the GSVA for Agriculture and Allied Sector has been recorded as ₹ 64,773.88 crore as against the Provisional Estimate of ₹ 65,247.19 crore in 2013-14 with the negative growth of 0.7 percent. As per the Advance Estimates for 2015-16, the GSVA from this sector has been recorded as ₹ 65,685.65 crore with the growth of 1.4 percent. The GSVA from Agriculture sector including crops and livestock has been estimated as ₹ 61,178.36 crore with the growth of 1.5 percent whereas the GSVA from Forestry & Logging and Fishing sectors has been recorded as ₹ 3,479.51 crore and ₹ 1,027.78 crore with the growth of -2.7 and 14.1 percent respectively during the year 2015-16.

Table 4.1- GSVA from Agriculture and Allied Sector at Constant (2011-12) Prices.

| Sector | (₹ Crore) | | | | |
|--|-----------------|----------------------------|---------------------------|----------------------------|---------------------------|
| | 2011-12 (P) | 2012-13 (P) | 2013-14 (P) | 2014-15 (Q) | 2015-16 (A) |
| Crops & Livestock | 59814.56 | 58621.12 (-2.0) | 60714.47 (3.6) | 60295.57 (-0.7) | 61178.36 (1.5) |
| Forestry & Logging | 3894.90 | 3772.20 (-3.2) | 3677.61 (-2.5) | 3577.66 (-2.7) | 3479.51 (-2.7) |
| Fishing | 858.43 | 902.89 (5.2) | 855.11 (-5.3) | 900.64 (5.3) | 1027.78 (14.1) |
| Agriculture & Allied Sector | 64567.89 | 63296.21 (-2.0) | 65247.19 (3.1) | 64773.88 (-0.7) | 65685.65 (1.4) |

P: Provisional Estimates, Q: Quick Estimates, A: Advance Estimates

* Figures in brackets show the percentage growth over previous year.

Source: Department of Economic & Statistical Analysis, Haryana.

Weather and Rainfall

4.5 Haryana is a land lock in the northern India. It is between 27°39' to 30°35' Latitude and between 74°28' and 77°36' Longitude. The altitude of Haryana varies between 700-3,600 ft. above sea level. Haryana is extremely hot in summer (around 45°C/113°F) and mild in winter. The hottest months are May & June and coldest are December & January. The crops Wheat, Gram, Barley and Rabi Pulses etc. are Rabi crops and Paddy, Jowar, Maize, Gawar and Bajra etc. are the Kharif crops. Zaid crops such as Sunflower & Chari (Zaid Kharif) etc. are also taken place in the State. The month-wise detail of actual rainfall received in the State and normal rainfall is given in **Table 4.2**.

Table: 4.2- Rainfall Received and Normal Rainfall During July, 2014 to June, 2015.
(MM)

| District | July, 14 | | August | | September | | October | | November | | December | |
|--------------|----------|-------|--------|-------|-----------|-------|---------|------|----------|------|----------|------|
| | A | N | A | N | A | N | A | N | A | N | A | N |
| Hisar | 23.3 | 121.8 | 12.5 | 114.2 | 35.2 | 68.9 | 9.5 | 0.6 | 0 | 4.1 | 4.5 | 4.4 |
| Rohtak | 18.0 | 195.7 | 20.0 | 164.6 | 41.0 | 97.4 | 0.0 | 1.0 | 0 | 5.1 | 0.0 | 5.9 |
| Gurgaon | 103.5 | 176.4 | 15.2 | 47.3 | 41.3 | 100.8 | 4.3 | 0.8 | 0 | 2.6 | 2.5 | 4.0 |
| Fatehabad | 23.5 | 107.5 | 3.5 | 97.5 | 51.5 | 60.9 | 24.5 | 0.4 | 0 | 3.0 | 19.5 | 5.1 |
| Jhajjar | 107.4 | 133.5 | 92.0 | 105.7 | 131.0 | 66.4 | 3.8 | 0.5 | 0 | 3.5 | 0 | 3.7 |
| Karnal | 53.0 | 206.4 | 62.5 | 171.4 | 165.0 | 103.4 | 58.5 | 1.1 | 0 | 5.2 | 4.0 | 10.6 |
| Panipat | 20.0 | 184.6 | 54.0 | 194.1 | 189.0 | 92.0 | 12.0 | 0.9 | 0 | 3.9 | 4.0 | 6.1 |
| Yamunanagar | 364.5 | 305.9 | 103.5 | 325.9 | 104.0 | 161.1 | 46.0 | 34.8 | 0 | 6.3 | 32.5 | 17.3 |
| Ambala | 363.0 | 294.2 | 245.0 | 177.8 | 116.5 | 160.5 | 41.0 | 24.1 | 0 | 6.6 | 92.0 | 18.2 |
| Jind | 71.0 | 154.5 | 38.0 | 144.6 | 103.7 | 93.8 | 15.0 | 10.6 | 0 | 4.9 | 5.5 | 5.3 |
| Mahendergarh | 85.0 | 148.6 | 63.7 | 161.1 | 64.0 | 66.3 | 41.0 | 17.5 | 0 | 3.0 | 2.0 | 5.0 |
| Rewari | 79.5 | 144.5 | 51.0 | 103.3 | 69.85 | 79.8 | 4.0 | 13.0 | 0 | 2.7 | 9.8 | 3.7 |
| Panchkula | 136.0 | 327.6 | 68.0 | 332.6 | 71.0 | 154.9 | 2.0 | 20.6 | 0 | 13.2 | 76.0 | 18.2 |
| Sonipat | 35.5 | 200.0 | 14.5 | 183.9 | 51.0 | 94.4 | 1.0 | 18.7 | 0 | 5.2 | 0 | 6.2 |
| Bhiwani | 58.0 | 133.6 | 29.0 | 132.4 | 38.4 | 58.6 | 17.6 | 11.3 | 0 | 4.1 | 2.8 | 2.9 |
| Kurukshetra | 60.5 | 207.0 | 6.0 | 192.5 | 105.0 | 107.7 | 13.0 | 18.9 | 0 | 4.8 | 16.0 | 9.3 |
| Kaithal | 36.0 | 142.5 | 9.0 | 168.4 | 91.6 | 100.1 | 29.0 | 13.3 | 0.7 | 4.3 | 7.3 | 5.8 |
| Sirsa | 37.5 | 96.5 | 4.0 | 86.3 | 77.5 | 51.3 | 2.5 | 9.5 | 0 | 4.5 | 0.0 | 2.7 |
| Faridabad | 189.0 | 192.7 | 44.0 | 17.1 | 49.0 | 98.0 | 0.0 | 23.7 | 0 | 2.4 | 10.5 | 6.0 |
| Mewat | 83.5 | 174.2 | 50.8 | 146.0 | 105.2 | 97.6 | 0.0 | 0.7 | 0 | 3.1 | 3.5 | 4.6 |
| Palwal | 72.0 | 176.8 | 37.8 | 8.6 | 51.0 | 105.8 | 4.5 | 20.1 | 0 | 2.7 | 2.8 | 2.4 |

Rainfall Received and Normal Rainfall During July, 2014 to June, 2015.

(MM)

| District | January, 15 | | February | | March | | April | | May | | June | |
|--------------|-------------|------|----------|------|-------|------|-------|------|-------|-------|-------|-------|
| | A | N | A | N | A | N | A | N | A | N | A | N |
| Hisar | 4.3 | 14.3 | 1.5 | 1.8 | 16.0 | 10.9 | 17.5 | 8.9 | 60.5 | 32.7 | 34.0 | 121.8 |
| Rohtak | 7.5 | 20.9 | 0.0 | 3.0 | 29.0 | 15.5 | 16.0 | 6.8 | 35.5 | 41.5 | 93.5 | 195.7 |
| Gurgaon | 8.8 | 11.9 | 0.0 | 39.8 | 36.0 | 7.9 | 10.3 | 5.4 | 19.4 | 34.1 | 155.8 | 176.4 |
| Fatehabad | 3.5 | 17.7 | 15.8 | 4.5 | 21.0 | 11.4 | 7.5 | 6.4 | 25.0 | 28.0 | 60.5 | 107.5 |
| Jhajjar | 14.8 | 9.9 | 3.7 | 29.6 | 74.4 | 7.3 | 17.0 | 5.4 | 57.2 | 28.9 | 136.6 | 133.5 |
| Karnal | 12.5 | 27.7 | 18.0 | 27.0 | 54.5 | 18.6 | 26.5 | 8.3 | 105.0 | 54.5 | 259.5 | 206.4 |
| Panipat | 5.0 | 21.6 | 13.0 | 36.0 | 48.0 | 13.2 | 15.0 | 9.3 | 73.0 | 47.9 | 185.0 | 184.6 |
| Yamunanagar | 24.0 | 46.9 | 7.5 | 33.7 | 71.0 | 29.0 | 14.0 | 11.3 | 37.5 | 104.3 | 229.5 | 305.9 |
| Ambala | 30.0 | 38.2 | 36.5 | 37.1 | 85.5 | 23.7 | 27.0 | 6.9 | 59.0 | 87.5 | 398.5 | 294.2 |
| Jind | 9.0 | 18.0 | 12.3 | 21.0 | 39.0 | 13.6 | 17.0 | 4.4 | 61.0 | 37.3 | 134.5 | 154.5 |
| Mahendergarh | 14.0 | 9.7 | 0.0 | 11.5 | 26.3 | 8.6 | 19.0 | 5.1 | 74.0 | 41.0 | 128.0 | 148.6 |
| Rewari | 13.5 | 10.1 | 17.0 | 10.3 | 55.3 | 7.0 | 23.5 | 3.7 | 78.8 | 34.7 | 112.3 | 144.5 |
| Panchkula | 43.0 | 46.2 | 42.0 | 36.7 | 42.0 | 30.6 | 8.0 | 8.3 | 30.0 | 95.6 | 231.0 | 327.6 |
| Sonipat | 9.0 | 19.4 | 1.0 | 15.1 | 51.5 | 14.0 | 36.5 | 8.9 | 87.0 | 41.4 | 224.0 | 200.0 |
| Bhiwani | 8.6 | 17.0 | 1.4 | 9.8 | 21.6 | 8.5 | 23.6 | 5.2 | 50.2 | 26.3 | 68.2 | 133.6 |
| Kurukshetra | 7.0 | 31.7 | 10.5 | 21.1 | 32.0 | 21.1 | 19.5 | 10.4 | 44.0 | 62.2 | 156.0 | 207.0 |
| Kaithal | 7.3 | 25.3 | 20.0 | 16.5 | 30.3 | 13.6 | 10.3 | 7.4 | 23.6 | 50.9 | 121.7 | 142.5 |
| Sirsa | 15.0 | 12.4 | 15.0 | 11.1 | 47.5 | 10.6 | 9.5 | 4.6 | 24.0 | 18.7 | 107.5 | 96.5 |
| Faridabad | 24.0 | 20.5 | 0.0 | 17.1 | 62.5 | 12.9 | 26.5 | 3.8 | 54.0 | 52.8 | 265.0 | 192.7 |
| Mewat | 35.3 | 12.4 | 0.0 | 13.5 | 45.3 | 8.3 | 33.8 | 5.4 | 48.3 | 38.0 | 226.9 | 174.2 |
| Palwal | 26.3 | 10.3 | 0.0 | 8.6 | 25.8 | 6.8 | 23.5 | 3.8 | 17.5 | 30.2 | 193.3 | 176.8 |

A: Actual, N: Normal

Source: Department of Land Records, Haryana.

4.6 It is pertinent to mention here that there was heavy rainfall and olavrishti in few districts of the State in March-April, 2015 which adversely affected both production and quality of agricultural production.

Area Under Principal Crops

4.7 The area under principal crops in the State is presented in **Table 4.3 and Fig. 4.1**. The gross area sown in the State during 1966-67 was 45.99 lakh hectare. However, during 2014-15 the gross area sown in the State was likely to be 64.71 lakh hectare. The contribution of area under Wheat and Paddy crops to the total gross area sown in the State was 60.08 percent during 2014-15. The area under Wheat crop was 26.01 lakh hectare during 2014-15. The area under Paddy crop was 12.87 lakh hectare in 2014-15. The area under commercial crops i.e. Sugarcane, Cotton and Oilseeds has fluctuating trends.

Table: 4.3- Area Under Principal Crops.

| Year | Wheat | Paddy | Total F/Grains | Sugarcane | Cotton | Oilseeds | Gross Area Sown |
|------------|-------|-------|----------------|-----------|--------|----------|-----------------|
| 1966-67 | 743 | 192 | 3520 | 150 | 183 | 212 | 4599 |
| 1970-71 | 1129 | 269 | 3868 | 156 | 193 | 143 | 4957 |
| 1980-81 | 1479 | 484 | 3963 | 113 | 316 | 311 | 5462 |
| 1990-91 | 1850 | 661 | 4079 | 148 | 491 | 489 | 5919 |
| 2000-01 | 2355 | 1054 | 4340 | 143 | 555 | 414 | 6115 |
| 2005-06 | 2303 | 1047 | 4311 | 129 | 584 | 736 | 6509 |
| 2010-11 | 2504 | 1243 | 4700 | 85 | 493 | 515 | 6499 |
| 2011-12 | 2531 | 1234 | 4581 | 95 | 602 | 546 | 6489 |
| 2012-13 | 2497 | 1206 | 4302 | 101 | 593 | 568 | 6376 |
| 2013-14 | 2499 | 1245 | 4362 | 101 | 568 | 549 | 6471 |
| 2014-15(P) | 2601 | 1287 | 4445 | 97 | 648 | 510 | 6471 |

P: Provisional.

Source: Department of Land Records, Haryana.

Production of Principal Crops

4.8 The production of principal crops in the State is presented in **Table 4.4 and Fig. 4.2**. The foodgrains production in the State has reached an impressive level of 183.70 lakh tonne during the year 2011-12, registering an increase of more than seven time as compared to 25.92 lakh tonne foodgrains production in 1966-67. The Wheat and Paddy crops have played a major role in pushing up this agricultural production. The production of total foodgrains in the State was likely to be 152.36 lakh tonne in 2014-15. The production of Rice was 40.06 lakh tonne in 2014-15. Similarly, the production of Wheat was 103.54 lakh tonne in 2014-15. The production of Oilseeds and Sugarcane during 2014-15 was 7.43 lakh tonne and 71.69 lakh tonne respectively. The production of Cotton was estimated 19.43 lakh bales in 2014-15. Haryana is a major contributor of foodgrains to the Central Pool. More than 60 percent export of Basmati Rice is taking place from Haryana alone.

Table: 4.4 - Production of Principal Crops.

('000'Tonne)

| Year | Wheat | Rice | Total F/Grain | Sugarcane | Cotton ('000' Bales) | Oilseeds |
|------------|-------|------|---------------|-----------|----------------------|----------|
| 1966-67 | 1059 | 223 | 2592 | 5100 | 288 | 92 |
| 1970-71 | 2342 | 460 | 4771 | 7070 | 373 | 99 |
| 1980-81 | 3490 | 1259 | 6036 | 4600 | 643 | 188 |
| 1990-91 | 6436 | 1834 | 9559 | 7800 | 1155 | 638 |
| 2000-01 | 9669 | 2695 | 13295 | 8170 | 1383 | 563 |
| 2005-06 | 8853 | 3194 | 13006 | 8310 | 1502 | 830 |
| 2010-11 | 11578 | 3465 | 16568 | 6042 | 1747 | 965 |
| 2011-12 | 13119 | 3757 | 18370 | 6953 | 2616 | 758 |
| 2012-13 | 11117 | 3941 | 16150 | 7500 | 2378 | 968 |
| 2013-14 | 11800 | 4041 | 16973 | 7427 | 2025 | 900 |
| 2014-15(P) | 10354 | 4006 | 15236 | 7169 | 1943 | 743 |

P: Provisional.

Source: Department of Land Records, Haryana.

Yield of Principal Crops

4.9 The average yield of Wheat and Rice in Haryana was 4,722 and 3,248 kg. per hectare respectively during 2013-14. The average yield of Wheat and Rice during 2014-15 is to be estimated 3,981 and 3,113 kg. per hectare respectively in the State (**Table 4.5**).

Table: 4.5- Average Yield of Wheat and Rice in Haryana and at all India Level.

(Kg./Hect.)

| Year | Haryana | | India | |
|------------|---------|------|-------|------|
| | Wheat | Rice | Wheat | Rice |
| 2000-01 | 4106 | 2557 | 2708 | 1901 |
| 2005-06 | 3844 | 3051 | 2619 | 2102 |
| 2010-11 | 4624 | 2788 | 2988 | 2239 |
| 2011-12 | 5183 | 3044 | 3177 | 2393 |
| 2012-13 | 4452 | 3268 | 3117 | 2462 |
| 2013-14 | 4722 | 3248 | 3075 | 2424 |
| 2014-15(P) | 3981 | 3113 | - | - |

P: Provisional.

Source: Department of Agriculture, Haryana.

Targeted Area, Production and Average Yield of Major Crops

4.10 The targets of area, production and average yield of major crops for the year 2015-16 of the State are given in **Table 4.6**.

Fig. 4.1-Area under Principal Crops in Haryana

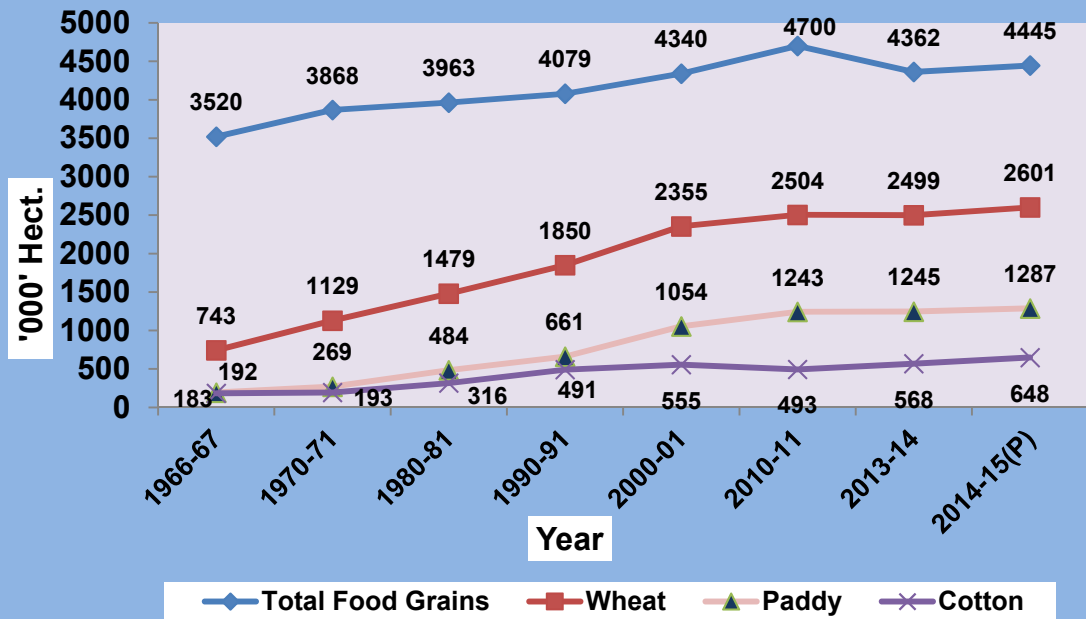


Fig. 4.2- Production of Principal Crops in Haryana

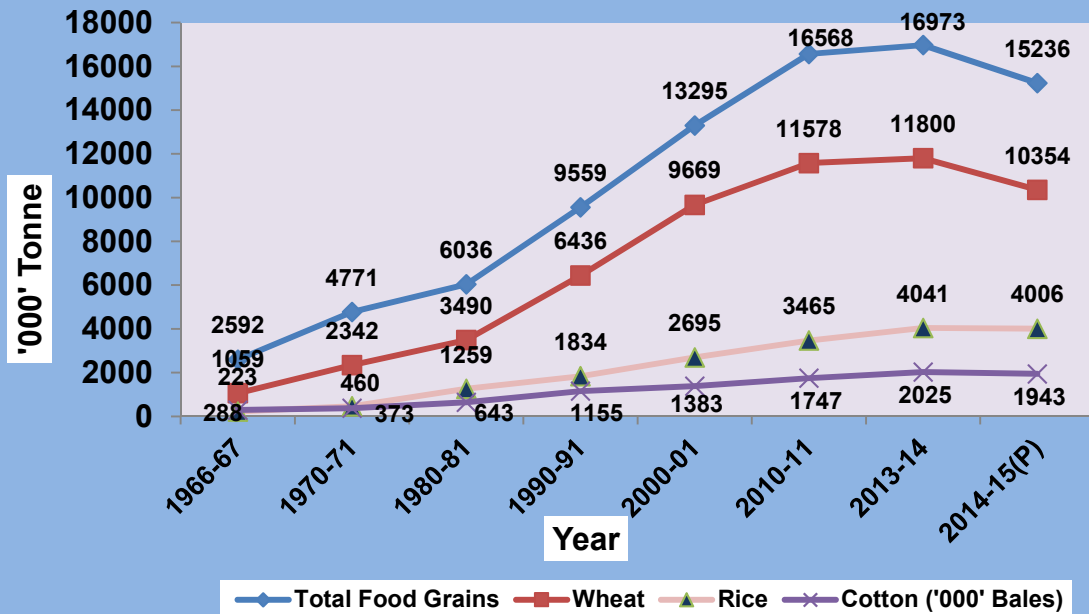


Table: 4.6- Targeted Area, Production and Average Yield of Major Crops.

| Crops | Area ('000' Hect.) | Production ('000' Tonne) | Average Yield (Kg./Hect.) |
|--------------------------------|--------------------|--------------------------|---------------------------|
| Rice | 1200 | 4140 | 3450 |
| Jowar | 70 | 42 | 600 |
| Maize | 20 | 56 | 2800 |
| Bajra | 510 | 944 | 1850 |
| Kharif Pulses | 51 | 51 | 1000 |
| Total Kharif Foodgrains | 1851 | 5233 | 2827 |
| Wheat | 2520 | 11844 | 4700 |
| Gram | 105 | 105 | 1000 |
| Barley | 42 | 150 | 3580 |
| Rabi Pulses | 10 | 12 | 1200 |
| Total Rabi Foodgrains | 2677 | 12111 | 4524 |
| Commercial Crops | | | |
| Sugarcane | 120 | 9120 | 76000 |
| Cotton (Lint)* | 650 | 2676 | 700 |
| Oil Seeds | 625 | 1146 | 1834 |

* Cotton production in Bales of 170 kg. each.

Source: Department of Agriculture, Haryana.

Fertilizer Consumption

4.11 The consumption of fertilizer nutrients which was 152 kg./hectare in 2000-01 has increased to 212 kg./hectare in 2013-14. The detail of fertilizer consumption is given in the **Table 4.7**.

Table: 4.7- Consumption of Fertilizers.
(Kg./Hect.)

| Year | Consumption of fertilizers |
|---------|----------------------------|
| 2000-01 | 152 |
| 2005-06 | 173 |
| 2010-11 | 209 |
| 2011-12 | 224 |
| 2012-13 | 209 |
| 2013-14 | 212 |
| 2014-15 | 204 |

Source: Department of Agriculture, Haryana.

Crop Diversification

4.12 Crop Diversification is a sub-scheme of RKVY and is indented to promote technological innovation for sustainable agriculture and enable farmers to choose alternate for increase productivity and income. This scheme/programme not only helps to encounter the problem of depletion of ground water, but also improve soil health and maintains dynamics equilibrium of agro-eco-system. Under this programme, the alternate crops like Maize, Pulses, Kharif Moong/Summer Moong, Dhaincha etc. are being promoted. Inter

cropping with agro forestry, promote farm mechanization and value addition by providing farm implements and site specific activities by providing Under Ground Pipe Line to avoid the losses of water are also being promoted among the farmers. Awareness training camps like State Level KisanMela, District Level Kisan Mela and Block Level Ghosti are also being organized to aware the farmers for diversification of Paddy to other alternate crops for additional income generation, restoration of soil fertility, agro-processing, value addition of crop produce to make farming a profitable enterprise. An Amount of ₹ 99.50 crore has been earmarked for the year 2015-16.

Crop Insurance Schemes

4.13 Government of India has launched “Pardhan Mantri Fasal Bima Yojna” scheme on 13.1.2016 in which the premium rate is to be paid by the farmers through loan substantially. The scheme will come into the effect from the upcoming Kharif crop 2016.

Soil Health Management

4.14 So far, 21.50 lakh Soil Health Cards have been distributed free of cost to the farmers. Out of which, 2.40 lakh Soil Health Cards with specific recommendations of fertilizers for a particular crop have been provided to the farmers during 2014-15. Recently, the Govt. of India has introduced a prestigious Centrally Sponsored scheme namely “Soil health Card Scheme”. This scheme was launched by the Hon’ble Prime Minister of India on 19.02.2015 at Suratgarh (Rajasthan). This scheme will be implemented in the entire State to promote soil testing services, issue of Soil Health Cards and development of nutrient management practices. The main objective of the scheme is to provide Soil Health Card to all farming families of the State with in a period of 3 years. A target for collection of 2.50 lakh soil samples is fixed for the year 2015-16. On the basis of these soil samples, Soil Health Cards to about 5.25 lakh farmers will be provided.

4.15 Rashtriya Krishi Vikas Yojana (RKVY) is a 60:40 (Center:State) scheme. The scheme was introduced in the State during 2007-08. The scheme aim is achieving 4 percent annual growth in the agriculture sector during the 11th Plan period by ensuring holistic development of agriculture and allied sectors. RKVY is aimed to incentivizing the States to invest more in agriculture & allied sectors and it offers considerable flexibility to the States for approval of the project.

National Food Security Mission (NFSM)

4.16 National Food Security Mission (NFSM) has been implemented in the State from Rabi 2007-08. The main objective of the NFSM is to increase the production through area

Table:4.8(a)- Progress of National Food Security Mission (NFSM)-Pulses.

| Intervention | Unit | Targets | | Achievement | | | |
|---|---------------|----------|-----------------------|-------------|-------------------------------|-----------------------|-------------------------------|
| | | Physical | Financial (₹ lakh) | Physical | | Financial (₹ lakh) | |
| | | 2015-16 | 2015-16 | 2014-15 | 2015-16 (upto 31.12.15) | 2014-15 | 2015-16 (upto 31.12.15) |
| 1. Demonstration on improved technology | Ha. | 2850 | 213.75 | 1250 | 2850 | 63.40 | 213.75 |
| 2. Cropping system based demonstration | Ha. | 600 | 75.00 | 400 | 600 | 15.00 | 75.00 |
| 3. Distribution of certified seeds | Qtl. | 6216 | 155.40 | 320.82 | 6216 | 8.02 | 155.40 |
| 4. Integrated Nutrient Management (INM) | Ha. | 11500 | 72.25 | 7200 | 11500 | 38.61 | 72.25 |
| 5. Integrated Pest Management (IPM) | Ha. | 8860 | 44.30 | 2037.40 | 8860 | 20.00 | 44.30 |
| 6. Resource conservation technology/tools | No. | 1750 | 60.80 | 573 | 1750 | 52.80 | 60.80 |
| 7. Efficient water application tools | | | | | | | |
| (i) Sprinkler Sets | No. | 500 | 50.00 | 700 | 500 | 46.27 | 50.00 |
| (ii) Pipe for carrying water | Mtr. | - | - | 10000 | - | 2.50 | - |
| 8. Cropping system based training | No. | 55 | 7.70 | 30 | 55 | 3.04 | 7.70 |
| 9. Miscellaneous | No. of Distt. | 10 | 137.00 | - | - | 18.67 | 100.00 |
| 10. Cluster demonstration (Summer Moong) | Ha. | 8330 | 400.00 | 6246.25 | 8330 | 253.11 | 400.00 |
| Total Financial | | | 1216.20 | | | 521.42 | 1179.20 |

Table:4.8(b)-Progress of National Food Security Mission (NFSM)-Coarse Cereal and Commercial Crops.

| Intervention | Unit | Targets | | Achievement | | | |
|--|------|----------|-----------------------|-------------|-------------------------------|-----------------------|-------------------------------|
| | | Physical | Financial (₹ lakh) | Physical | | Financial (₹ lakh) | |
| | | 2015-16 | 2015-16 | 2014-15 | 2015-16 (upto 31.12.15) | 2014-15 | 2015-16 (upto 31.12.15) |
| 1. Coarse Cereal | | | | | | | |
| (i) Demonstration on improved package | Ha. | 7784 | 389.20 | 8200 | 7784 | 209.15 | 389.20 |
| (ii) Distribution of certified seeds | Qtl. | 5520 | 166.80 | 891.81 | 5520 | 12.86 | 166.80 |
| 2. Commercial Crops | | | | | | | |
| (i) Cotton: Demonstration/trails | Ha. | 856 | 65.61 | 90 | 856 | 6.22 | 65.61 |
| (ii) Sugarcane: | | | | | | | |
| (a) Demonstration | Ha. | 303 | 24.24 | 88 | 303 | 4.94 | 24.24 |
| (b) Supply of tissue culture Plantlets | No. | 301714 | 10.56 | 113290 | 301714 | - | 10.56 |
| Total Financial | | | 656.41 | | | 314.17 | 656.41 |

Source: Department of Agriculture, Haryana.

expansion and productivity enhancement in a sustainable manner in the identified districts in the State. The progress under NFSM is shown in **Table 4.8 (a) & (b)**.

Direct Seeding of Rice

4.17 The department is promoting the Direct Seeding of Rice (DSR) system from last few years. The system saves about 25 percent water and the yield also remains at par. An area 22,516 acre has been covered under DSR during 2014-15 and about 32,000 ha. area covered during 2015-16 till date. This is a good system and will be promoted more in coming years.

Water Management

4.18 Water management is a thrust area not only for the State Agriculture Department but also a very critical need to the Nation. Major thrust has been given for the promotion of Water Saving Technologies under “On-farm Water Management” programme. The department is providing assistance to farmers for laying of Under Ground Pipe Line (UGPL) System, Sprinkler Irrigation System and Drip Irrigation System in Cotton and Sugarcane crops. These water saving devices have been found most suitable for different favourable agro-climatic conditions e.g. Sprinkler Irrigation System has been found well-suited for sandy soils having undulating topography. Whereas, UGPL has been found most viable in central flat region of the State. However, Drip Irrigation System in Cotton and Sugarcane crops was taken up on pilot basis for the first time during 2010-11. The progress of water management is given in **Table 4.9**.

Table:4.9-Installation of Sprinkler, Under Ground Pipe Line and Drip Irrigation System.

| Year | Targets | | Achievements | | Subsidy given to farmers (₹ lakh) |
|-------------------------------------|---------------------|--------------------|----------------|--------------------|-----------------------------------|
| | Physical (Hect/No.) | Financial (₹ lakh) | Physical (No.) | Financial (₹ lakh) | |
| Sprinkler Irrigation System | | | | | |
| 2014-15 | 25875 | 1759.34 | 7020 | 1029.93 | 1029.93 |
| 2015-16 (upto 31.12.2015) | 55500 | 4440 .00 | 5790 | 530.12 | 530.12 |
| Underground Pipe Line System | | | | | |
| 2014-15 | 50000 | 8400.00 | 38199 | 5960.45 | 5960.45 |
| 2015-16 (upto 31.12.2015) | 50000 | 8520.00 | 4560 | 860.00 | 860.00 |
| Drip Irrigation System | | | | | |
| 2014-15 | 2041 | 1224.60 | 724 | 455.43 | 455.43 |
| 2015-16 (upto 31.12.2015) | 2380 | 1473.71 | 176.98 | 103.07 | 103.07 |

Source: Department of Agriculture, Haryana.

Sprinkler Irrigation System

4.19 Sprinkler Irrigation System is also in heavy demand especially in South-Western region of the State. So far, 1,54,814 no. of sprinkler sets have been installed with an expenditure of ₹ 227.48 crore as subsidy in the State. Out of which, by providing subsidy amount of ₹ 1029.93 lakh, an area of 13,458 hectare has been covered during the year 2014-15. Target to cover 55,500 hectare area and a total subsidy amount of ₹ 4440.00 lakh is proposed for the year 2015-16. The subsidy @ 60 percent for Small and Marginal Farmers and @ 50 percent for others is being provided.

Underground Pipe Line System (UGPL)

4.20 The Underground Pipe Line project is one of the flagship project of the department taken under RKVY and the programme has widely been accepted by the farmers in the entire State. By laying UGPL System water losses are minimized, energy is saved, additional area is brought under cultivation, operational cost is reduced and occurrence of insect/pest and diseases are minimized. So far, an area of 1,70,907 hectare had been brought under the system by utilizing an amount of ₹ 225.96 crore as subsidy. Out of which, an area of 38,199 hectare has been covered by providing subsidy amount of ₹ 5,960.45 lakh during the year 2014-15. Target to cover 50,000 hectare at a total subsidy amount of ₹ 8,520 lakh is proposed for the year 2015-16. The pattern of assistance under UGPL is @ 50 percent of the cost of system limited to ₹ 25,000/- per hectare with a maximum of ₹ 60,000/- per beneficiary.

Drip Irrigation System

4.21 Drip Irrigation system is being promoted in Cotton and Sugarcane crops. So far, an area of 3,611 hectare has been covered under the system by providing subsidy amount of ₹ 34.20 crore in the State. Out of which, an area of 724 hectare has been covered by providing subsidy amount of ₹ 455.43 lakh during the year 2014-15. Target to cover 2,380 hectare by providing assistance amount of ₹ 1473.71 lakh proposed for the year 2015-16. Assistance @ 70 percent of the total cost of system for Small and Marginal Farmers and @ 60 percent for others is admissible.

Laser Land Leveler

4.22 This equipment is useful for the levelling of the land where the irrigation water can be saved upto 20 percent. The equipment is also useful for precision leveling of land thereby facilitates effective utilization of farm inputs.

Farm Implements

4.23 Various farm implements are given to farmers by the Agriculture Department on subsidy. The detail is given in **Table 4.10**.

Table:4.10- Farm Implements Given to Farmers on Subsidy in 2014-15.

| Sr. No. | Name of Implements | Physical | Financial (₹ lakh) |
|---|--------------------------------------|--------------|--------------------|
| 1 | Zero Till Seed cum Fertilizer Drills | 1941 | 259.23 |
| 2 | Rotavators | 6262 | 1340.5 |
| 3 | Bed Planters (Multi Crop) | 113 | 15.6 |
| 4 | Power Weeder/Sprayer/Reaper | 151 | 78.43 |
| 5 | Straw Reaper | 860 | 486.16 |
| 6 | Reaper Binder | 118 | 137.45 |
| 7 | Cotton Seed Drill | 629 | 84.21 |
| 8 | Tractor Mounted Sprayer | 1027 | 87 |
| 9 | Laser Leveller | 1289 | 789.6 |
| 10 | Seed cum Fertilizer Drill | 149 | 19.5 |
| 11 | DSR | 55 | 7.38 |
| 12 | Wheel Hand Hoe | 377 | 2.072 |
| 13 | Subsoiler | 119 | 5.5 |
| 14 | Happy Seeder | 12 | 7.17 |
| 15 | Mulcher | 9 | 5.02 |
| 16 | Straw Baler | 1 | 0.63 |
| 17 | Bullock Drawn Implements | 104 | 0.181 |
| 18 | Manual Sprayer | 207 | 1.128 |
| Total no. of Beneficiaries/Expenditure | | 13423 | 3326.761 |

Source: Department of Agriculture, Haryana.

AGRICULTURE INDICES

4.24 The indices of area under crops, agricultural production and yield of crops (Base Triennium ending 2007-08=100) for the State shows that the index of area under crops increased from 104.99 in 2013-14 to 109.74 in 2014-15. The index of agricultural production slightly decreased from 115.58 in 2013-14 to 112.46 in 2014-15. The index of yield also decreased from 110.09 in 2013-14 to 102.47 in 2014-15 during this period. The index of production of foodgrains decreased from 118.21 in 2013-14 to 108.53 in 2014-15 whereas the index of non-foodgrains increased from 109.94 in 2013-14 to 120.87 in 2014-15. However, the index of production of all crops decreased from 115.58 in 2013-14 to 112.46 in 2014-15.

REVENUE AND DISASTER MANAGEMENT

Natural Calamity and Relief Measures

4.25 As per the decision taken by the Government, for damage caused to crops on account of floods, standing water, fire, electric sparking, heavy rains, hailstorm and dust storm etc., the following enhancement in relief norms have been made w.e.f. 1.3.2015 is given in **Table 4.11**.

Table: 4.11- Natural Calamity and Relief Measures.

| Sr. No. | Extent of damage to standing crops | Earlier norms of Relief | | Present norms of Relief w.e.f. 1.3.2015 | |
|---------|------------------------------------|--|---|---|--|
| | | Name of crops | Amount per damaged crop/ acreage (in ₹) | Name of crops | Amount per damaged crop/acreage (in ₹) |
| 1. | Damage \geq 25% to < 33% | --- | --- | (i) Wheat, Paddy, Cotton, Sugarcane (ii) Mustard and other crops | 7000 5500 |
| 2. | Damages between 26% to 50 % | (i) Wheat, Paddy, Cotton (ii) Other crops | 5000 4000 | (i) Wheat, Paddy, Cotton, Sugarcane (ii) Mustard and other crops | 7000 5500 |
| 3. | Damages between 51% to 75 % | (i) Wheat, Paddy, Cotton (ii) Other crops | 7500 5000 | (i) Wheat, Paddy, Cotton, Sugarcane (ii) Mustard and other crops | 9500 7000 |
| 4. | Damages between 76% to 100 % | (i) Wheat, Paddy, Cotton (ii) Other crops | 10000 7500 | (i) Wheat, Paddy, Cotton, Sugarcane (ii) Mustard and other crops | 12000 10000 |

Norms for damage caused to crops on account of drought:

| Sr. No. | Extent of damage to standing crops | Name of crop | Earlier norms governing relief payment per damaged crop/ acreage | Present norms governing Relief payment per damaged crop/ acreage w.e.f. 1.1.2014 |
|---------|------------------------------------|--|--|--|
| 1. | Damages between 51% and above | (i) Wheat, Paddy, Cotton (ii) Other crops | 2700 2100 | 4000 3500 |

Source: Revenue and Disaster Management Department, Haryana.

4.26 The State Government has sanctioned the compensation amount of ₹ 1,092.20 crore for the loss of crops due to unseasonal rainfall and hailstorm in the months of February/March, 2015. Besides, additional demand received from Karnal, Sirsa, Panipat, Rewari and Kurukshetra districts have also been sanctioned for ₹ 63,21,500, ₹ 27,72,000, ₹ 55,40,000, ₹ 13,63,920 and ₹ 44,37,000 respectively. The following relief amount has been released under this scheme:-

- Minimum compensation paid to all the shareholder is ₹ 500 by the present Government.
- Compensation amount of ₹ 21.96 crore has been sanctioned for the loss of crops due to heavy rain in October, 2013.
- Compensation for the amount of ₹ 97.29 crore has been sanctioned for the loss of crops due to hailstorm of February/ March, 2014.

- Compensation amount of ₹ 123.21 crore has been sanctioned for the crops loss of the farmers due to drought in 2014.
- State Government ordered to all the Deputy Commissioner for Special Girdawari on 14.9.2015 for assessment the loss to Khariff crops due to pest attack.
- An amount of ₹ 17,85,87,500 sanctioned to district Bhiwani for giving immediate relief to the farmers whose crops damaged from the drought during the month of March/ April 2015.
- Government has sanctioned the compensation amount of ₹ 1.08 crore to district Bhiwani for the loss of crops due to drought in 2014.
- An amount of ₹ 9,02,54,645 sanctioned to district Hisar for distribution of gratuitous relief on account of loss of crops due to pest attack (white fly & leaf curl virus) during the year 2013-14.

SEED CERTIFICATION

4.27 The Haryana State Seed Certification Agency (HSSCA) under Section-8 of Seeds Act, 1966 to fulfill the condition laid down in National Seeds Project and was got registered under the Registration of Societies Act, 1860 as an independent agency on 6.4.1976. The main function of the Agency is to certify, as per prescribed standards, the seeds of crop/varieties notified by the Government of India under Section-5 of Seeds Act, 1966. The details of crop wise standards, prescribed by the Central Seed Certification Board, have been given in the Minimum Seed Certification Standards. The programme of certification is offered by various seed producing organization like Haryana Seeds Development Corporation, Agriculture Department, Horticulture Department, Haryana Agricultural University, National Seeds Corporation, IFFDC and other private growers/agencies. The details of the area inspected and quantity of seed certified by the Haryana State Seed Certification Agency from the year 2011-12 to 2015-16 are given in **Table 4.12**.

Table: 4.12- Area Inspected and Quantity of Seed Certified.

| Year | Area Inspected (‘000’ hect.) | Quantity Certified (‘000’ qtl.) |
|----------------------|---------------------------------|------------------------------------|
| 2011-12 | 72.20 | 1928.59 |
| 2012-13 | 63.54 | 1652.49 |
| 2013-14 | 73.34 | 2069.84 |
| 2014-15 | 89.75 | 2275.00 |
| 2015-16 (Targets) | 90.00 | 2290.00 |

Source: Seed Certification Agency, Haryana.

4.28 Presently, 191 processing plants are under operation in public and private sector in the State wherein seed processing work of various crop varieties is under taken for Certification purpose. After processing, a sample of each lot is drawn and got tested from

State Seed Testing Laboratory Karnal & Sirsa (under the control of Agriculture Department) and Seed Certification Laboratory Panchkula and Rohtak, after receiving the results from laboratory, if seed lot meeting the prescribed standards, seed lot is certified.

PRODUCTION AND DISTRIBUTION OF CERTIFIED SEEDS

4.29 To ensure timely availability of certified seeds at the door steps of the farmers, the Haryana Seed Development Corporation (HSDC) has a network of 75 sale counters, besides sale outlets of Institutional Agencies such as MINIBANKS, HAFED, HLRDC and HAIC etc.. The Corporation also opens temporary sale counters in the State on the need basis. HSDC is also arranging sale of Weedicides/Pesticides/Insecticides and Fungicides to facilitate the farmers for getting maximum agriculture inputs from its sale outlets. HSDC is marketing its goods with the brand name “HARYANA BEEJ”, which is quite popular among the farmers. The Corporation also supplies seeds outside the State to various State Seed Corporations, Agriculture Departments, Bulk Seed Purchasers and Distributors.

4.30 The HSDC had produced 7,992 qtl. certified seeds of Kharif crops and 2,06,225 qtl. certified seed of Rabi crops during the year 2014-15. During the year 2015-16, the Corporation sold 29,968 qtl. Kharif and 2,89,261 qtl. Rabi certified seeds of various crops namely; Paddy, Pulses, Jowar, Bajra, Wheat, Pulses, Oilseeds, Barseem and Oats etc. The production and sale of various certified seeds by HSDC is shown in **Table 4.13**.

Table:4.13- Production and Distribution of Certified Seeds.

| Name of Crops | (In Qtl.) | | | | |
|-----------------|-------------|--------------|---------------|---------------|-----------------------------------|
| | Kharif 2014 | Kharif 2015 | Name of Crops | Rabi 2014-15 | Rabi 2015-16 (upto 31.12.2015) |
| | Produced | Sold | | Produced | Sold |
| Paddy | 6140 | 6525 | Wheat | 197798 | 281152 |
| Jowar | -- | 2921 | Barley | 4424 | 2300 |
| Bajra | 13 | 1049 | Pulses | 2182 | 1072 |
| Pulses | 1655 | 1499 | Oil Seeds | 1821 | 2840 |
| Gawar | 184 | 626 | Barseem | -- | 1781 |
| Dhaincha | -- | 17347 | Oat | -- | 116 |
| Other/Vegetable | -- | 1 | Other, if any | -- | -- |
| Total | 7992 | 29968 | | 206225 | 289261 |

Source: Haryana Seed Development Corporation.

HARYANA LAND RECLAMATION & DEVELOPMENT CORP. LTD.

4.31 Haryana Land Reclamation & Development Corporation (HLRDC) Limited was incorporated in 1974. The major programmes of the Corporation are reclamation of alkali soils, sale of agriculture inputs and production of quality seeds. Gypsum is being provided under Land Reclamation Scheme (Water Saving Technology) and Rastriya Krishi Vikas Yojna to the farmers at 50 percent subsidy. Under National Mission on Oilseeds and Oilpalm and National Food Security Mission-Pulses and Oilseeds 60 percent subsidy is given to the farmers on the supply of Gypsum. During the year 2015-16 (up to December, 2015), the Corporation distributed 46,051 tonne Gypsum powder to the farmers of the State. Out of 4,05,499 hectare alkali affected land, an area of 3,58,694 hectare has been reclaimed upto December, 2015. As per latest survey of Government of India in 2010, balance 1.84 lakh hectare alkali effected land will be reclaimed in the coming 10-15 years. During the year 2015-16 (upto December, 2015), the Corporation has sold 6,408 tonne of Urea, 1,847 tonne Zinc Sulphate, 110 tonne Ferrous Sulphate, 491 tones Single Super Phosphate, 1,65,205 liters/kg./units of Weedicides/Pesticides/Insecticides, 1,78,720 bags Organic Manure, 1,74,496 Bio-Pesticides and 14,164 qtl. certified seeds to the farmers of the State and during Kharif, 2015-16, 7,784 qtl. (tentative) certified seeds produced by HLRDC at Hisar and other farms for supply to Haryana Seed Development Corporation/National Seed Corporation for distribution to the farmers of the State.

HORTICULTURE

4.32 Haryana is fast emerging as one of the leading State in the field of Horticulture in India. Haryana is the largest producer of seasonal button Mushroom in the country. The Department of Horticulture is encouraging cluster approach for the better development of fruit cultivation according to climatic and soil conditions.

Area and Production of Horticulture Crops

4.33 Horticulture crops cover 4.50 lakh hectare area which is 6.89 percent of the gross cropped area of the State. Production of horticultural crops in the State was 61.44 lakh tonne during the year 2014-15 and 40.39 lakh tonne up to December, 2015. Area & Production of horticulture crops in the State are revealed in **Table 4.14 (a) to 4.14 (e)**.

Fruit Cultivation

4.34 Citrus, Mango, Guava, Sapota and Aonla are the main fruit crops in the State, Citrus is the major crop among these. Area and production of fruit to 60,450 hectares and 7,03,675 tonne respectively during the year 2014-15. For the current year 2015-16, a target of additional area of 11,800 hectare with total production of fruits 7,17,404 tonne was

fixed and out of which additional area of 1,843 hectare with total production of fruits 3,84,064 tonne has been achieved up to December, 2015.

Table: 4.14 (a)- Area and Production of Fruit Crops.

| Name of crop | Achievement 2014-15 | | Target 2015-16 | | Achievement 2015-16 (up to Dec., 2015) | |
|--------------|---------------------|-----------------|----------------|-----------------|---|-----------------|
| | Area (Hect.) | Production (MT) | Area (Hect.) | Production (MT) | Area (Hect.) | Production (MT) |
| i) Citrus | 19499 | 302065 | 20318 | 267858 | 20119 | 109734 |
| ii) Mango | 9222 | 88724 | 9390 | 118202 | 9348 | 82019 |
| iii) Guava | 10843 | 136730 | 11354 | 154286 | 11407 | 93514 |
| iv) Sapota | 1603 | 13917 | 1669 | 14331 | 1664 | 7687 |
| v) Aonla | 2229 | 11015 | 2304 | 11813 | 2229 | 5944 |
| vi) Others | 17054 | 151224 | 18021 | 150914 | 8332 | 85166 |
| Total | 60450 | 703675 | 63056 | 717404 | 53099 | 384064 |

Source: Horticulture Department, Haryana.

Vegetable Cultivation

4.35 In the year 2014-15, the area and production of vegetables was 3,59,395 hectare and 52,85,590 tonne respectively. For the current year 2015-16 a target of 3,95,300 hectare area with total production of vegetables 65,22,400 tonne has been fixed and out of which an area of 3,12,819 hectare with total production of vegetables 35,47,171 tonne has been achieved upto December, 2015.

Table: 4.14 (b)- Area and Production of Vegetable Crops.

| Name of crop | Achievement 2014-15 | | Target 2015-16 | | Achievement 2015-16 (up to Dec., 2015) | |
|----------------|---------------------|-----------------|----------------|-----------------|---|-----------------|
| | Area (Hect.) | Production (MT) | Area (Hect.) | Production (MT) | Area (Hect.) | Production (MT) |
| i) Potato | 30134 | 722584 | 33000 | 759000 | 33704 | 239340 |
| ii) Tomato | 27245 | 666564 | 28000 | 761500 | 17699 | 340847 |
| iii) Onion | 28688 | 640215 | 31800 | 865300 | 16005 | 399585 |
| iv) Cucurbits | 47887 | 524749 | 56000 | 1038700 | 37248 | 531155 |
| v) Cauliflower | 30228 | 475666 | 33800 | 577500 | 32423 | 383939 |
| vi) Leafy Veg. | 30455 | 350038 | 30000 | 344500 | 27203 | 231044 |
| vii) Pea | 14703 | 104300 | 15000 | 104400 | 13941 | 41815 |
| viii) Brinjal | 18522 | 355995 | 18000 | 30000 | 13917 | 239677 |
| ix) Other | 131533 | 1445479 | 149700 | 2041500 | 120679 | 1139769 |
| Total | 359395 | 5285590 | 395300 | 6522400 | 312819 | 3547171 |

Source: Horticulture Department, Haryana.

Spices

4.36 In the year 2014-15, an area under spices cultivation has gone upto 12,610 hectare. For the current year 2015-16 a target 13,850 hectare has been fixed and so far 8,978 hectare has been brought under spices cultivation upto December, 2015.

Table: 4.14(c)- Area and Production of Spices.

| Name of spice | Achievement 2014-15 | | Target 2015-16 | | Achievement 2015-16 (up to Dec., 2015) | |
|----------------|---------------------|-----------------|----------------|-----------------|--|-----------------|
| | Area (Hect.) | Production (MT) | Area (Hect.) | Production (MT) | Area (Hect.) | Production (MT) |
| i) Ginger | 285 | 4160 | 400 | 5800 | 430 | 990 |
| ii) Garlic | 3342 | 32575 | 3700 | 41000 | 3282 | 34933 |
| iii) Fenugreek | 3569 | 8968 | 3800 | 6000 | 1951 | 5441 |
| iv) Others | 5414 | 35487 | 5950 | 36190 | 3314 | 21081 |
| Total | 12610 | 81190 | 13850 | 88990 | 8977 | 62445 |

Source: Horticulture Department, Haryana.

Medicinal and Aromatic Plants

4.37 An area of 1,040 hectare has brought under Medicinal & Aromatic Plant crops during 2014-15. A target of 1194 (NMMP) hectare area has been fixed for the year 2015-16 and 1200 hectares area has been covered upto December, 2015.

Table: 4.14(d)- Area and Production of Medicinal and Aromatic Plants.

| Name of Medicinal and Aromatic plants | Achievement 2014-15 | | Target 2015-16 | | Achievement 2015-16 (up to Dec., 2015) | |
|---------------------------------------|---------------------|-----------------|----------------|-----------------|--|-----------------|
| | Area (Hect.) | Production (MT) | Area (Hect.) | Production (MT) | Area (Hect.) | Production (MT) |
| i) Aloe vera | 55 | 21 | 30 | 150 | 26 | 106 |
| ii) Stevia | 24 | 1 | 16 | 0 | 7 | 1 |
| iii) Arandi | 961 | 596 | 1148 | 577 | 1167 | 963 |
| Sub-total | 1040 | 618 | 1194 | 727 | 1200 | 1070 |

Source: Horticulture Department, Haryana.

Flower Cultivation

4.38 Awareness about flower cultivation is increasing day by day among the State farmers. During the year 2014-15 the area under flowers has gone upto 6,110 hectare. For the current year 2015-16, a target of 6,680 hectare has been fixed and so far, an area of 4,816 hectare has been brought under flower cultivation upto December, 2015.

Table: 4.14(e)- Area and Production of Flowers.

| Name of flower | Achievement 2014-15 | | | Target 2015-16 | | | Achievement 2015-16 (up to Dec., 2015) | | |
|----------------|---------------------|-----------------|------------------------------|----------------|-----------------|------------------------------|--|-----------------|------------------------------|
| | Area (Hect.) | Production (MT) | Cut Flower Production (Lakh) | Area (Hect.) | Production (MT) | Cut Flower Production (Lakh) | Area (Hect.) | Production (MT) | Cut Flower Production (Lakh) |
| i) Gladiolus | 214 | 0 | 192 | 368 | 0 | 500 | 114 | 0 | 44.91 |
| ii) Marigold | 5381 | 62337 | 0 | 5887 | 68308 | 0 | 4458 | 37890 | 0 |
| iii) Rose | 246 | 476 | 223 | 169 | 638 | 246 | 95 | 847 | 28.78 |
| iv) Other | 269 | 52 | 312 | 256 | 194 | 434 | 149 | 131 | 121.42 |
| Total | 6110 | 62865 | 727 | 6680 | 69140 | 1180 | 4816 | 38868 | 195.11 |

Source: Horticulture Department, Haryana.

Mushroom

4.39 In the year 2014-15, the production of Mushroom 10,390 tonne has been achieved. For the current year 2015-16, a target of 10,788 tonne has been fixed and out of which 5,363 tonne production has been achieved upto December, 2015.

Poly House Cultivation

4.40 For raising disease free nursery, off-season and pesticide residue free vegetables, green house technology can play a vital role. Poly houses were constructed on area of 80.57 hectares during the year 2014-15. With the successfully implementation and demonstration of Indo-Israel Project a large number of farmers are motivated to adopt this technology. For the current year 2015-16, a target of area 102.41 hectare under Green Houses were fixed and an area of 65.29 hectare has been brought under Green Houses upto December, 2015.

Community Tank

4.41 To encourage for effective storage and usage of water, farmers are provided 100% assistance for construction of water ponds. Under water management scheme, an amount of ₹ 4.90 crore has been sanctioned for construction of 150 Community Tank/Water Farm Ponds during the year 2015-16 and 107 Water Farm Ponds have been constructed by the farmers at their field upto December, 2015.

Micro-Irrigation

4.42 Under National Mission on Micro Irrigation Scheme, an area of 39,734 hectare has been covered under Micro Irrigation system by the end of financial year 2014-15 and an area of 3,400 hectare was covered during the year 2014-15. For the current year 2015-16, a target of 10,140 hectare area for horticulture crop to be brought under this scheme has been fixed and 1,484 hectare area for horticulture crops has been covered under Micro Irrigation system upto December, 2015.

4.43 Some of the projects for horticulture development in the State are as under:-

- i Centre of Excellence for vegetables at Gharaunda, Karnal** was established under Indo-Israel Project. Total cost of this project was 600 lakh. It was inaugurated on 17th January, 2011.
- ii Centre of Excellence for fruits at Mangiana, Sirsa** was established under Indo-Israel Project. Total cost of this project was 970 lakh. It was inaugurated on 21st May, 2013.
- iii Centre for Sub-Tropical Fruits (CSTF), Ladwa (Kurukshetra)** is to be set up at Government Garden & Nursery, Ladwa in district Kurukshetra and was announced in the year 2013-14. The total area under this project is 12 hectare (30 acre) and total cost of this project is ₹ 910.35 lakh.

- iv **Integrated Bee-Keeping Development Center (IBDC), Ramnagar (Kurukshetra)** is to be set up at Government Garden and Nursery, Ramnagar in district Kurukshetra and was announced in the year 2013-14. The total area under this project is 10 hectare (25 acre) and total cost of this project is ₹ 1,050 lakh.
- v **Centre of Excellence for Flower** has been sanctioned with a cost of ₹ 15.00 crore is to be setup at Gharaunda (Karnal) and Kharindwa Farm.

New Initiatives

4.44 Some of the new initiatives taken for development of horticulture in the State are as under:-

1. A Horticulture University is being established in Karnal in the State. It will boost-up research and development activities in the production of fruit, vegetable, spices, medicinal and flower.
2. To facilitate marketing and branding of agriculture produce, “Haryana Fresh” brand has been launched.
3. Farmer Interest Groups (FIGs) and Farmer Producer Organizations (FPOs) have been formed to encourage farmers towards horticulture. 306 FIGs and 13 Farmer Producer Organizations (FPOs) have been registered covering 6,305 no. of farmers upto April 2015.
4. An MoU was signed between Small Farmer’s Agri-business Consortium, Haryana, Horticulture Department and NABCONS (NABARD) for management of 13 Farmer Producer Organizations (FPOs) in the State. An amount of ₹ 4.02 crore has been given by NABCONS for this purpose.
5. Mission for Integrated Development of Horticulture (MIDH):
The total budget outlay for the year 2014-15 was ₹ 15,250.00 lakh with revised outlay of ₹ 8,596.95 lakh out of which total expenditure was ₹ 7,984.32 lakh (92.87%). For the year 2015-16, a budget outlay of ₹ 14,300.00 lakh have been kept under this scheme.
6. National Mission for Sustainable Agriculture (NMSA):
The total revised action plan for 2014-15 was ₹ 5,412 lakh with budget provision of ₹ 4,910.23 lakh, out of which total expenditure was ₹ 2,854.04 lakh (58.12%). For the year 2015-16, a budget outlay of ₹ 6,380.00 lakh have been kept under this scheme.
7. Training Programmes:
Under AHRD Plan Scheme trainings were provided to the farmers. During 2014-15, 3,065 farmers were given trainings at HTI, Uchani, Karnal and at Food Processing Centre, Jind, Sirsa, Kurukshetra.

IRRIGATION

4.45 Water the elixir of life is essential to life and development. However, the availability of water is becoming a major problem and various factors are threatening this precious and crucial resource. The availability of water Resources for Irrigation inter-alia for

Agriculture purposes is likely to be curtailed in future due to the increase in other uses i.e. drinking, livestock, industries, power generation, environmental health etc. On the contrary, need for more water for producing food and fibre to meet the growing demand of increasing population cannot be ignored. Haryana, without any perennial source of surface water and dependent upon its share in various Interstate agreements, has been managing the surface water resources so well that the state has become one of the main contributors to the national basket of foodgrains. Achievements of Irrigation Department are given in **Table 4.15 to 4.17**

4.46 Irrigation & Water Resources Department, Haryana (IWRD) is primarily responsible for operation and maintenance of canal and drainage network in the State including supply of water for irrigation, drinking, pond filling and Industrial & other commercial purposes. Haryana has developed an extensive canal network consisting of 1,461 channels having a length of 14,085 km. The Bhakra System has total 522 canals with a total length of 5,961 km., the Yamuna System has total 446 canals covering 4,422 km. and the Lift System has total 493 Canals covering 3,702 km. Besides this, State has vast network of drainage of about 800 drains covering 5,150 km. length. The canal network in State is old and the capacity of the carrier channels has been reduced due to continuous running of system.

Table :4.15- Irrigation and Drainage Projects Commissioned During 2014-15.

| Type of Projects | Major Projects | | | Medium Projects | | | Minor Projects | | |
|-------------------|----------------|-----------------|--------------------------|-----------------|-----------------|--------------------------|----------------|-----------------|--------------------------|
| | No. | Length (in ft.) | Cost of project (₹ lakh) | No. | Length (in ft.) | Cost of project (₹ lakh) | No. | Length (in ft.) | Cost of project (₹ lakh) |
| Irrigation | | | | | | | | | |
| YWS (N) | 0 | 0 | 0 | 5 | 88600 | 504.9 | 2 | 33765 | 634.77 |
| YWS (S) | 0 | 0 | 0 | 0 | 0 | 0 | 0 | 0 | 0 |
| BWS | 5 | 369700 | 17603 | 1 | 18353 | 484.18 | 13 | 18968 | 425.47 |
| LCU | 7 | 128495 | 2447.56 | 6 | 108185 | 4636.73 | 4 | 5400 | 477.390 |
| Construction | 0 | 0 | 0 | 0 | 0 | 0 | 0 | 0 | 0 |
| Total | 12 | 498195 | 20050.56 | 12 | 215138 | 5625.81 | 19 | 58133 | 1537.63 |
| Drainage | | | | | | | | | |
| YWS (N) | 0 | 0 | 0 | 3 | 28200 | 536.4 | 5 | 4550 | 361.64 |
| YWS (S) | 0 | 0 | 0 | 0 | 0 | 0 | 0 | 0 | 0 |
| BWS | 3 | 63256 | 3109 | 1 | 200 | 26.64 | 9 | 6620 | 93.77 |
| LCU | 4 | 17320 | 379.66 | 2 | 3400 | 164.22 | 5 | 5200 | 117.36 |
| Construction | 0 | 0 | 0 | 0 | 0 | 0 | 0 | 0 | 0 |
| Total | 7 | 80576 | 3488.66 | 6 | 31800 | 727.26 | 19 | 16370 | 572.77 |

Source: Irrigation and Water Resources Department, Haryana.

Table:4.16- Expenditure Incurred on Repair/Maintenance of Irrigation and Drainage Facilities During 2014-15.

| Type of Projects | Major Projects | | | Medium Projects | | | Minor Projects | | |
|-------------------|----------------|-----------------|--------------------------|-----------------|-----------------|--------------------------|----------------|-----------------|--------------------------|
| | No. | Length (in ft.) | Cost of project (₹ lakh) | No. | Length (in ft.) | Cost of project (₹ lakh) | No. | Length (in ft.) | Cost of project (₹ lakh) |
| Irrigation | | | | | | | | | |
| YWS (N) | 0 | 0 | 0 | 4 | 88600 | 504.90 | 1 | 17697 | 86.32 |
| YWS (S) | 0 | 0 | 0 | 0 | 0 | 0 | 1 | 12725 | 65.00 |
| BWS | 2 | 207400.0 | 3000.93 | 11 | 228941 | 1927.58 | 89 | 1632 | 194.50 |
| LCU | 10 | 289796.6 | 3817.26 | 4 | 100519 | 242.11 | 3 | 5400 | 48.39 |
| Construction | 0 | 0 | 0 | 1 | 58500 | 496.00 | 0 | 0 | 0 |
| Total | 12 | 497196.6 | 6818.19 | 20 | 476560 | 3170.59 | 94 | 37454 | 394.21 |
| Drainage | | | | | | | | | |
| YWS (N) | 0 | 0 | 0 | 3 | 55300 | 166.86 | 3 | 18300 | 154.43 |
| YWS (S) | 0 | 0 | 0 | 0 | 0 | 0 | 0 | 0 | 0 |
| BWS | 0 | 0 | 0 | 1 | 69250 | 165.29 | 47 | 863 | 83.77 |
| LCU | 12 | 37600 | 1504.96 | 9 | 46745 | 808.3 | 15 | 11200 | 303.27 |
| Construction | 0 | 0 | 0 | 0 | 0 | 0 | 0 | 0 | 0 |
| Total | 12 | 37600 | 1504.96 | 13 | 171295 | 1140.45 | 65 | 30363 | 541.47 |

Source: Irrigation and Water Resources Department, Haryana.

Table :4.17- Expenditure Incurred on Construction and Repair of Water Channel During 2014-15.

| Type of work | Target | | Achievement | |
|---|----------------|--------------------|----------------|--------------------|
| | Physical (Ft.) | Financial (₹ lakh) | Physical (Ft.) | Financial (₹ lakh) |
| Construction of new water channels | | | | |
| YWS (N) | 0 | 0 | 0 | 0 |
| YWS (S) | 0 | 0 | 0 | 0 |
| BWS | 0 | 0 | 0 | 0 |
| LCU | 0 | 0 | 0 | 0 |
| Construction | 0 | 0 | 0 | 0 |
| Total | 0 | 0 | 0 | 0 |
| Repair of existing water channels | | | | |
| YWS (N) | 412758 | 1309.84 | 292872 | 890.8 |
| YWS (S) | 77900 | 285.45 | 77900 | 284.56 |
| BWS | 726966 | 3705.24 | 1160153 | 4097.31 |
| LCU | 629726 | 3209.62 | 835153 | 4256.65 |
| Construction | 45477 | 146.30 | 44734 | 140.49 |
| Total | 1892827 | 8656.45 | 2410812 | 9669.81 |
| Other work, if any | | | | |
| YWS (N) | 7 | 909.11 | 7 | 912.12 |
| YWS (S) | 0 | 0 | 0 | 0 |
| BWS | 0 | 0 | 0 | 0 |
| LCU | 0 | 0 | 0 | 0 |
| Construction | 0 | 0 | 0 | 0 |
| Total | 7 | 909.11 | 7 | 912.12 |

Source: Irrigation and Water Resources Department, Haryana.

Therefore, rehabilitation of the canal network has become very important. Government is planning to rejuvenate the existing canal system by increasing the capacity of carrier system, so that surplus water during the monsoon period can be brought to the state for irrigation as well as conservation. A major project for rehabilitation of JLN canal system costing ₹ 143 crore has been approved. The work has been taken up in phased manner and will be completed in two years. Besides this, Construction of Naiwala Kharif channel off-taking at R.D. 22,000 of Ghaggar-Bani-Sadeva link channel costing about ₹ 57crore has been taken up in district Sirsa to utilize the available Ghaggar water during rainy season for irrigation and recharging of ground water. The channel is likely to be completed by June, 2016. During the current year the department has spent about ₹ 100 crore on rehabilitation of canal network.

4.47 Out of the total 15,404 watercourses, about 9,600 have been lined under various projects by both Irrigation and CADA. Since many of these watercourses were lined more than 30 years ago, many have been damaged and require major rehabilitation. Department has identified 7,500 watercourses for major repairs & rehabilitation. Work on remodelling and rehabilitation of watercourses has also been taken up in a phased manner. During the year 2015-16, ₹ 60 Crore have been spent for this purpose. The work of rehabilitation of about 84 watercourses costing ₹ 36 crore is in progress. Besides this, department has planned to rehabilitate about 200 watercourses during the financial year 2015-16 and 2016-17. In addition, a project for rehabilitation of 565 watercourses costing about ₹ 300 Crore has been recently got approved from NABARD.

4.48 To encourage micro irrigation for optimum utilization of available surface water, department in association with Command Area Development Authority (CADA), is in the process of starting a pilot project demonstrating sprinkler and drip irrigation for 13 districts costing ₹ 25 crore. It is targeted that the project shall be implemented by the end of financial year 2016-17. The success story shall be replicated in other districts also.

4.49 Every year various flood control and drainage schemes are being approved by Haryana State Flood Control Board under the Chairmanship of Hon'ble Chief Minister Haryana. In order to get the flood works completed before the onset of monsoon for the financial year 2016-17, the meeting of Haryana State Flood Control Board was held on 13.01.2016 and the Board has approved 105 new schemes amounting to ₹ 124.77 crore and 140 on-going schemes amounting to ₹ 256.80 crore for flood control and drainage works during its 47th meeting. Further, during the current financial year work of 94 schemes has been completed and work on 48 schemes is in progress at total expenditure of ₹ 102 crore.

4.50 A pilot project for recharging the ground water by installation of 390 injection wells amounting ₹ 6.41 crore has been approved by Government. The work will be started shortly.

FORESTS

4.51 Haryana is primarily an agricultural State with almost 81% of its land under agriculture. The Forest and Tree Cover extends to 6.65 % of the total geographical area of the state. Forest department is committed to increase the Forest and Tree Cover in the State for improving the Environment and conserving the Bio-diversity of forests and wild life through community participation. To achieve this, schemes like “Har Ghar Hariyali” for planting in every household, Agro-forestry for planting on Farm lands, Panchayat lands and Institutional lands are being implemented. Special emphasis is being given to plantation of indigenous species like Neem, Shisham, Barh, Pipal, Bakain, Jand, Rohera etc. During the year 2015-16, 20,264 hectares area has been brought under tree plantation by planting 150.63 lacs seedlings.

4.52 Nature Education and Awareness Programme has been launched from Kalesar by Hon’ble Chief Minister, Haryana wherein local people especially the youth, women and school teachers are sensitized to preserve and protect the natural resources. Herbal Parks have been developed in every district to bring people closer to the natural ecosystem. So far 58 Herbal Parks have already been established. This will help the people in a long way to adopt environment friendly attitudes in their lives and thus, they will act as Green Volunteers of future.

4.53 Vulture Conservation Breeding Programme has been successfully launched in Haryana. This programme is being executed in collaboration with Bombay Natural History Society (Indian NGO), Royal Society for Protection of Birds, London (International NGO) by Forest department, Haryana. Soft release of the captive bred vultures was done by Hon’ble Chief Minister, Haryana at this centre in the month of November, 2015 – the first ever in Asia. This programme has been recognized internationally.

4.54 Emphasis has also been given to Soil and Moisture Conservation in the Shivaliks. All existing Water Harvesting Structures (WHSs) in the Shivaliks have been mapped. All feasible sites for construction of new WHSs from Kalesar to Kalka have been identified and WHSs will be constructed at these sites during 2016-17.

4.55 Management Information System (MIS) and Geographical Information System (GIS), significant tools for scientific planning and management, are being developed to improve efficiency in accounts, administration, forest and wildlife management and personnel management.

4.56 A pilot project on Renovation and Rejuvenation of abandoned bunds has been started in Gurgaon under PPP mode by involving Corporate Houses for funding from CSR funds and Non-Governmental Organization. This will create green urban spaces which will instill the sense of belongingness among citizens.

4.57 To further the cause of Forestry & Wildlife, Forest department has been instrumental in organizing rural women into Self Help Groups (SHGs). So far, 2195 SHGs have been constituted in about 946 villages. This has helped in improving their socio economic status, by adoption of Income Generation Activities. These members are actively involved in activities like afforestation, vermi-composting, organic farming, saving girl child etc. This has increased the awareness of masses and will facilitate in making Haryana Clean & Green.

4.58 Various initiatives have been taken to protect Wildlife in Shivaliks and Aravallis. Wildlife Institute of India, Dehradun has been actively involved in mapping wildlife sensitive areas. Govt. of Haryana has taken a laudable step by implementing the concept of Natural Conservation Zones due to which beautiful forests like “Mangar Bani” have been saved.

ANIMAL HUSBANDRY AND DAIRYING

4.59 For effective and complete ban on cow slaughter in the State, “The Haryana Gauvansh Sanrakshan & Gausamvardhan Act, 2015” has been enacted and is in force w.e.f. 19-11-2015. Under the Act, stringent provisions have been made for prevention of cow slaughter and illegal transport. Provision of imprisonment upto ten years and fine upto ₹ 1.00 lakh has been made for the offence of cow slaughter and for illegal trafficking of cows for slaughter purposes, provision of imprisonment upto seven years and fine upto ₹ 70,000 has been made in addition to confiscation of vehicle used for illegal transport. In case of default in payment of fine, additional imprisonment, which may be extend upto one year, may also be imposed in lieu of the fine.

4.60 For conservation, up-gradation and integrated development of indigenous breeds of cattle i.e. Hariana and Sahiwal under “National Programme for Bovine Breeding & Dairy Development”.

4.61 The Government is providing subsidy upto the extent of 50% for establishment of dairy units of indigenous cows upto 5 milch animals. A total of 1,512 dairy units under various schemes have been established during the current financial year and a target of 1,700 such units is being proposed for the year 2016-17.

4.62 For encouraging the farmers to rear good quality high yielding indigenous cattle of Haryana and Sahiwal breeds, performance recording for these breeds has been started and for that incentive money ranging from ₹ 10,000 to ₹ 20,000 on the basis of milk yield is being provided to the owners of indigenous cows. During this year, 2242 Haryana and 269 Sahiwal cows have been recorded till now.

4.63 The Government has decided to establish “Gau Abhyaranyas” at strategic locations in the State for effective rehabilitation and upkeep of stray cattle. Proposals to establish Gau Abhyaranyas at suitable places in the districts of Yamunanagar, Hisar, Panipat and Bhiwani are under consideration of the Government.

4.64 For integrated development of small ruminants, equine, piggery and fodder development, the Department has started implementing different projects under “National Livestock Mission”. Provision of insurance of various categories of livestock has also been made under the Mission.

4.65 Animal Husbandry is an important sector to supplement the income of rural masses in the State. The Animal Husbandry and Dairying Department has undertaken ambitious programmes for genetic improvement of the livestock as well as keeping it disease-free for their optimum production. As per Livestock Census-2012, livestock population of the State is 89.98 lakh including 18.08 lakh cattle and 60.85 lakh buffaloes. There are 2,799 veterinary institutions, on an average one veterinary institution for every three villages, spread over the entire State providing veterinary and breeding services to the livestock. In addition to this, 1,145 ILDCs (Integrated Livestock Dev. Centres) have been established in PPP mode to provide breeding services, out of these 1,000 ILDCs will continue in the year 2016-17.

4.66 The contribution of Animal Husbandry and Dairying sector towards the State’s Agricultural GDP is around 35%. With consistent and sustainable support from the Government to the animal husbandry sector, the total annual milk production in the year 2014-15 has reached 79.01 lakh tonne. The per capita per day availability of milk in the State has increased to 805 gram, which is second highest in the country. During the year 2014-15, the production of eggs has reached to 45,790 lakh and production of wool to 14.28 lakh kg. in the State.

4.67 In order to improve the genetic merit of livestock, special attention is being paid towards conservation, multiplication and improvement of indigenous germplasm such as Murrah breed of buffaloes and Haryana & Sahiwal breeds of cows. Under this programme, animals of superior germplasm are being identified with an ultimate objective of establishing

a 'gene pool' of these unique breeds for future breeding. Further efforts are being made to introduce latest technology in order to maximize per head productivity of milch animals in the shortest possible time. Under the ongoing scheme the owners of recorded high milk yielding Murrah buffaloes are being awarded cash incentive money of ₹ 15,000, ₹ 20,000 and ₹ 30,000 in the categories of 19-22 Kg., >22-25 kg. and above 25 kg respectively. During this year 4,008 Murrah buffaloes have been identified till now.

4.68 The veterinary institutions are being provided all essential veterinary medicines and life-saving drugs. For providing specialised veterinary services, the State has established veterinary polyclinics at strategic locations. So far, four Polyclinics have been established at Sirsa, Bhiwani, Sonipat and Rohtak. An ultra modern Pet Medical Hospital-cum-Training Centre has been set up at Panchkula for diagnostic and treatment of pet animals. The construction works of new veterinary polyclinics at Jind and Rewari is near completion. In addition to this, there is a target to open 40 new Government Veterinary Hospitals and Government Veterinary Dispensaries in the year 2016-17.

4.69 With a view to make dairy development a venture of self-employment, 1952 unemployed youth were provided self-employment during the year 2015-16. During the year 2016-17, there is a target for establishing of 1,600 dairy units. Special efforts for enhancing production and availability of quality feed & fodder for optimum milk production shall continue with more zeal.

4.70 All the ongoing livestock insurance schemes has been amalgamated under new scheme wherein free insurance coverage is being provided to the animals owned by the scheduled castes and the livestock owners belonging to APL & BPL categories pay insurance premium @ 7% and 5% respectively, rest of the amount is being borne by the Govt. of India and Haryana Livestock Development Board. Insurance cover is being provided to all species of domestic animals including cattle, buffalo, sheep, goats, pig and pack animals at highly subsidized rates.

4.71 Out of a total plan allocation of ₹ 21,440 lakh for the year 2016-17, a sum of ₹ 1,500 lakh have been earmarked for the upliftment of Scheduled caste families under Scheduled Caste Sub-Plan (SCSP) for providing free insurance coverage to the animals owned by the Scheduled Castes families as well as for providing self-employment opportunities to them through establishment of 3 milch animals dairy, piggery and sheep & goat units. For establishment of dairy, piggery, sheep and goat units by Scheduled Caste families, subsidy @ 50% would be provided.

4.72 For the overall development of cattle and other milch animals on the basis of modern and best technology, an agreement has been signed with Government of Israel on 15.4.2015 to set up a Centre of Excellence at Hisar with a cost of ₹ 1,498 lakh. This will lead to a new revolution in the field of milk production in the state and process for setting of this centre has been initiated.

4.73 Under National Dairy Plan-I, a project worth ₹ 20.08 crore has been got sanctioned from National Dairy Development Board for strengthening of Frozen Semen Banks in the State for providing quality germplasm of different breeds of cattle and buffaloes for artificial insemination. This programme will continue in the year 2016-17.

FISHERIES

4.74 After Green and White Revolution, the State of Haryana is now on the threshold of Blue Revolution. Fish culture as subsidiary occupation is becoming popular among fish farmers of the State. The State Government through Fish Farmers Development Agencies is extending technical and financial assistance to fish farmers. An Ornamental Fish Hatchery has been established at Government Fish Seed Farm, Saidpura (Karnal) in order to meet out the demand of fish seed and ornamental fishes. During the year 2014-15 an area of 17,016.49 hectare was brought under fish culture by stocking of 6,042.06 lakh fish seed and 1,11,203.10 tonne fish was produced. Similarly during the year 2015-16 (upto 31st December 2015), an area of 14,480.66 hectare has been brought under fish culture against the target of 18,000.00 hectare by stocking of 5,267.10 lakh fish seed against the target of 6,400.00 lakh fish seed and 88,130.90 tonne fish produced against the target of 1,26,900.00 tonne. To utilize saline affected and water logged areas department has introduced first time in the State, a new project under Rastriya Krishi Viskas Yojana for White Shrimp *Letopenaeus Vannamei* in saline affected areas of district Jhajjar, Rohtak and Hisar and fish culture in water logged areas of district Mewat and Palwal during the year 2014-15. During the year 2014-15, 28.00 hectare area has been covered under White Shrimp *Letopenaeus Vannamei* Culture in saline affected areas by stocking of 100.00 lakh Shrimp Seed with an average of Shrimp production of 6.7 tonne per hectare and with maximum Shrimp production of 12.6 tonne per hectare, which is very encouraging. Similarly during the year 2015-16, additional 40 hectare saline area for Shrimp culture and 27 hectare water logged area brought under fish culture. For ornamental fisheries it is proposed to establish ornamental fish hatchery and training centre in district Jhajjar in 2016-17. Proposal for establishment of Indo-Vietnam Centre of Excellence for Shrimp culture in Jhajjar has been sent to Govt. of India to provide technical

knowhow and hi-tech technology to the fish farmers of the State. During the year 2016-17, an area of 19,000.00 hectare will be brought under fish culture by stocking of 7,600.00 lakh fish seed and 1,42,800.00 tonne fish will be produced. During the year 2016-17, fish productivity would be raised from 6,800 kg./hect./per year to 7,200 kg./hect./per year.

INDUSTRY SECTOR

Industrialization plays a vital and crucial role in the economic development of an economy. It accelerates economic growth of a State and thereby increases the contribution of Industry Sector in the State Domestic Product by way of increase in the production and employment.

5.2 The sub sector-wise Gross State Value Added (GSVA) alongwith the growth rates recorded by the Industry Sector in the State at constant (2011-12) prices during different years have been shown in **Table 5.1**. The Provisional Estimates for 2013-14 indicate that Industry Sector in the State recorded the growth of 2.8 percent. As per Quick Estimates for 2014-15, the GSVA for Industry Sector has been recorded as ₹ 1,02,249.13 crore as against the Provisional Estimates of ₹ 96,546.61 crore in 2013-14 recording a growth of 5.9 percent. As per the Advance Estimates for 2015-16, the GSVA from Industry Sector is estimated to be ₹ 1,10,592.31 crore recording a growth of 8.2 percent over previous year.

Table 5.1- GSVA from Industry Sector at Constant (2011-12) Prices.

(₹ Crore)

| Sector | 2011-12 (P) | 2012-13 (P) | 2013-14 (P) | 2014-15 (Q) | 2015-16 (A) |
|---|-----------------|---------------------------|---------------------------|----------------------------|----------------------------|
| Mining & Quarrying | 118.82 | 90.97 (-23.4) | 117.63 (29.3) | 93.87 (-20.2) | 238.32 (153.9) |
| Manufacturing | 53286.09 | 63518.60 (19.2) | 65234.20 (2.7) | 69366.08 (6.3) | 75955.86 (9.5) |
| Electricity, Gas, Water Supply & Other Utility Services | 3446.04 | 3379.34 (-1.9) | 3437.98 (1.7) | 3902.05 (13.5) | 4442.17 (13.8) |
| Construction | 29008.49 | 26913.74 (-7.2) | 27756.80 (3.1) | 28887.13 (4.1) | 29955.96 (3.7) |
| Industry Sector | 85859.44 | 93902.64 (9.4) | 96546.61 (2.8) | 102249.13 (5.9) | 110592.31 (8.2) |

P: Provisional Estimates, Q: Quick Estimates, A: Advance Estimates

* Figures in brackets show the percentage growth over previous year.

Source: Department of Economic & Statistical Analysis, Haryana.

INDEX OF INDUSTRIAL PRODUCTION

5.3 Index of Industrial Production (IIP) is one of the prime indicators for measurement of trend in the industrial production over a period of time with reference to a chosen base year. The IIP presently being prepared in the State with 2004-05 as base year by the Department of Economic and Statistical Analysis, Haryana. Growth in major sectors and use based categories of IIP from the year 2013-14 and 2014-15 is given **Table 5.2**.

Table 5.2- Index of Industrial Production.

(Base Year 2004-05=100)

| Industry Group | Index | |
|-------------------------------|------------------------|------------------------|
| | 2013-14 | 2014-15(P) |
| Manufacturing | 177.8 (2.4) | 187.6 (5.5) |
| Electricity | 252.7 (3.8) | 275.4 (9.0) |
| Basic Goods Industries | 214.5 (1.1) | 226.4 (5.5) |
| Capital Goods Industries | 204.8 (7.8) | 239.1 (16.7) |
| Intermediate Goods Industries | 156.7 (-9.8) | 171.4 (9.4) |
| Consumer Goods Industries | 170.4 (9.2) | 164.3 (-3.6) |
| a) Consumer Durable Goods | 187.1 (4.5) | 187.2 (0.1) |
| b) Consumer Non-Durable Goods | 158.9 (13.5) | 148.5 (-6.5) |
| General Index of IIP | 184.0 (2.6) | 194.8 (5.9) |

P: Provisional

Source: Department of Economic and Statistical Analysis, Haryana.

5.4 The General IIP with 2004-05 as base year increased from 184.0 in 2013-14 to 194.8 in 2014-15 registering an increase of 5.9 percent. The Manufacturing Sector increase from 177.8 in 2013-14 to 187.6 in 2014-15 exhibiting a growth of 5.5 percent over the previous year. The IIP of Electricity Sector indicated a growth of 9.0 percent as it rose from 252.7 in 2013-14 to 275.4 in 2014-15.

5.5 The IIP of Basic Goods Industries like scrape, iron/steel, cold rolled sheets, pipes & tubes, stainless steel, high carbon steel stainless steel, strip, plets, sheet etc. increased from 214.5 in 2013-14 to 226.4 in 2014-15 recording an increase of 5.5 percent.

5.6 The IIP of Capital Goods Industries like sugar machinery, CKD/STD telephony components, air compressor, microscope and cable all types etc. increased from 204.8 in 2013-14 to 239.1 in 2014-15 showing a increased of 16.7 percent.

5.7 The IIP of Intermediate Goods Industries like fabrics, mixed, pipes, plastic/PVC, bricks & tiles (non-cramic), yarn polyester yarn polyester blended etc. increased from 156.7 in 2013-14 to 171.4 in 2014-15 recording an increased of 9.4 percent.

5.8 The IIP of Consumer Goods Industries decreased from 170.4 in 2013-14 to 164.3 in 2014-15 showing a decrease of 3.6 percent. The Index of Consumer Durable Goods Industries like poles & posts of concrete, helmet, safety, tyre, cab/car, fan ceiling etc. increased from 187.1 in 2013-14 to 187.2 in 2014-15 indicating an increase of 0.1 percent over the previous year.

5.9 The Index of Consumer Non-Durable Goods Industries like HIV testing kits, bag polythene, edible oil, milk all kind, powder milk, hosiery goods, others-cotton and malt barley etc. decreased from 158.9 in 2013-14 to 148.5 in 2014-15 recording a decrease of 6.5 percent.

The growth of various industry groups at two digit levels during the year 2014-15 is given in **Annexure 5.1 and 5.2.**

INDUSTRIAL DEVELOPMENT

5.10 To propel the State to the next level of growth trajectory, the State has come out with a path breaking “Enterprises Promotion Policy-2015” (EPP). This Policy envisions GSDP growing at a rate higher than 8%, an investment of ₹ 1 lakh core, employment generation for 4 lakh persons and also to position Haryana as a pre-eminent investment destination. The Foundation Pillars of the Enterprises Promotion Policy are-Ease of Doing business; Enhancing competitiveness of the industry by reducing cost of doing business; Balanced Regional Growth through geographical dispersal of industries; Focus and support to the MSME Sector; Implementation mechanism to ensure monitoring and implementation of policy along with the promotion, outreach, grievance redressal and constant engagement with the industry.

5.11 The objectives of campaign ‘Make in India’ started by Government of India is to be included in the programme ‘Make in Haryana’ of the State Government. The Industries Department has taken major initiative for improving “Ease of Doing Business” through simplification of procedures minimizing of waiting period, improvement of business environment and introduction of information technology to make governance more efficient and effective and to strengthen Haryana image as an investor friendly state.

5.12 For providing various industrial related clearances under one roof to the entrepreneurs a Single Window Mechanism is being made. For projects with investment more than ₹ 10 crore and involving CLU cases of more than one acre land will be cleared by the Empowered Executive Committee under PSCM. Projects with investment upto ₹ 10 crore and CLU cases up-to one acre in conforming zones will be cleared by District Level Clearance

Committee headed by Deputy Commissioner. Further 32 industrial related services of the Director of Industries & HSIIDC notified under Right to Service Act.

5.13 The department of Industries & Commerce, Haryana launched Web site of the Department www.haryanaindustries.gov.in on 18.12.2014. The Industries Department, Haryana started process of Self certification for inspection and registration of Boilers and facility of third party inspection of Boilers and On-line Registration of Boiler under Boiler Act, 1923. The online Registration of Societies has been started under Haryana Registration and Regulation of Societies Act, 2012.

5.14 The State Government endeavours to adopt a comprehensive approach to assist the MSMEs Sector in becoming globally competitive. Recognizing that the MSMEs constitute the backbone of the Manufacturing Sector with huge employment potential, the Government adopted the strategy for establishment of Common Facility Centre's (CFCs) in Public-Private-Partnership mode under the Cluster Development Scheme in order to support the MSME Sector and generate employment opportunities.

5.15 To give boost to MSME Sector manufacturing & skill development, two projects of Tool Rooms/ Technology Centre's are being set-up at IMT Rohtak (19.8 acre) and at Industrial Growth Centre Saha (10 acre) with investment of more than ₹ 100 crore in each of these projects. The HSIIDC have provided land for these projects as their contribution. One Technology Centre is expected to train about 10,000 trainees every year through various long-term and short- term training programmes.

5.16 Special companion on start ups had been launch to infuse the spirit of Entrepreneurship among the young educated population of the Haryana. This is precursor to launching of the incubator centre in each University and announcement of start up policy.

5.17 The State emphasizes the need for incubation as a catalyst for MSME Sector as the new and promising entrepreneur needs support. HSIIDC proposal for Incubation Centre in Apparel Manufacturing is proposed to be set-up over an area of about 1 acre at IE Panipat, with a project cost of ₹ 13.45 crore, excluding land cost has been accorded in-principle approval by the Ministry of Textiles, Govt. of India in October 2014. Land for the project would be provided by the Corporation. Process for identification/selection of incubates, who would set-up/operate their apparel project at the incubation Centre, has been initiated.

5.18 In order to leverage investments along DFS (Dedicated Freight Corridor) from Delhi to Mumbai, the State Government is planning three major initiatives in collaboration with DIPP (Department of Industrial Policy and Promotion), Ministry of Commerce, Government of India i.e. (i) Integrated Multi Model Logistic Hub in Southern Haryana to cater to the entire NCR, (ii) Global City in Gurgaon District, and (iii) MRTS (Mass Rapid Transit

System) connecting Gurgaon-Manesar-Bawal. Further, notification for the Draft Development Plan of Manesar Bawal Investment Region (MBIR), to be developed initially over an area of 402 sq. km., has been issued. KMP (Kundli Manesar Bawal) Expressway which was pending for last more than 5 years will now be completed in a time bound manner. The Manesar-Palwal Section is proposed to be completed upto March, 2016 and Kundli-Manesar section is scheduled to be achieved by August, 2018.

5.19 The Corporation proposes to set-up Mega Food Park Project at Industrial Estate Barhi, over an area of about 75 acres, under the Mega Food Park Scheme (MFPS) of Ministry of Food Processing Industries (MOFPI), Govt. of India. The project site has been earmarked. Govt. of India will provide grant assistance of ₹ 50 crore for this project. Vide letter dated 6th November 2015, Ministry of Food Processing Industries (MOFPI)-GOI, has conveyed 'Final Approval' to the HSIIDC project. Nearly 100 plots/sheds would be carved out in the Mega Food Park for setting up of food processing units by allottees/entrepreneurs.

5.20 On-line of various scheme on web-portal with integrated payment gateway of HSIIDC was launched by Hon'ble Chief Minister on 16.10.2015 and 13 services under Right to Service Act are put on the portal. The Corporation has also launched its web-portal i.e. e-sewa for providing various services on-line.

5.21 The Corporation has adopted a revised transparent procedure for allotment of industrial plots/sheds, in the industrial estates developed by HSIIDC and the same has also been uploaded on web site of the corporation. In case the number of qualifying applicants, after evaluation, are less than the number of offered plots, the allotment shall be made by the Allotment Committee on the basis of the evaluation. In case the number of qualifying applicants are more than the number of offered plots, the allotment shall be made through e-auction amongst the shortlisted applicants.

5.22 Availability of planned industrial infrastructure plays a critical role in attracting industrial investment. Nearly 15,582 plots have been carved out in the developed Industrial Estates of HSIIDC, out of which 12,797 plots have been allotted for setting up of industrial projects and 1,816 plots are available for allotment. Further, about 2,922 plots have been carved out in the under developed Industrial Estates, out of which 118 plots have been allotted. Moreover, around 12,200 acre of land, is under acquisition for creating infrastructure for industrial development.

5.23 HSIIDC alongwith State Power Utilities propose to set-up a Solar Power Park, as a pilot project. Special Purpose Vehicle (SPV) would be formed jointly by HSIIDC and HPGCL, under the name 'Saur Urja Nigam Haryana Limited' (in short 'SUN Haryana') for such project. Visits to a number of panchayat sites located in Mohindergarh, Bhiwani and

Hisar Districts, have been carried out. The State Govt. has accorded approval in November, 2015, for formation of the project SPV/JV Company–‘Saur Urja Nigam Haryana Limited’, with shareholding pattern/investment in the proposed JV/SPV in the ratio of 51:49 by HSIIDC and HPGCL respectively.

5.24 The District Industries Centre would be strengthened and repositioned as Enterprise Assistance Group to provide all necessary support to the industry particularly the MSMEs, by positioning/appointing young professionals/consultants in the fields of Finance, Marketing and Operations etc.

5.25 Disputes settlement committee for out of court settlement shall be constituted to resolve long standing dispute of the existing Allottee/Industrial Unit in Haryana as per the mandate of the policy. A portal shall be created in the Industry Department website for on line submission of the detail of dispute. The Empowered Executive Committee under the Chairmanship of PSCM shall considered for resolving/other remedial action of the existing disputes/litigations pending with various Departments.

5.26 Three tier system of Grievance Redressal Structure is in pipeline. Creation of Bureau of Industrial Promotion, Haryana Enterprises Promotion Board, Economic Advisory Council, Empowered Executive Committee for policy out reach.

5.27 The State Govt. hold ‘Happening Haryana Global Investor’s Summit-2016’ on 7th & 8th March at Gurgaon successfully to have investment in the State in various sectors. During this Summit, having 357 MoUs for a total intended investment of ₹ 5.84 lakh crore and potential for 5 lakh jobs, Haryana has emerged as a preferred investment destination.

HARYANA KHADI & VILLAGE INDUSTRIES BOARD (HKVIB)

5.28 Government of India is implementing a credit linked subsidy programme called Prime Minister’s Employment Generation Programme (PMEGP) for generation of employment opportunities through establishment of Micro Enterprises in rural as well as urban areas. Board carrying the KVICs Prime Minister’s Employment Generation Programme (PMEGP) through Banks with one time Margin Money Assistance (Subsidy) for developing viable V.I. projects. The PMEGP programme is not only a poverty alleviation programme but a compendium of different schemes under KVI Sector. The rate of Margin Money (subsidy) for projects of maximum cost of ₹ 25 lakh is 25 percent for General category and as far as weaker section beneficiaries like SC/ST/OBC/Women/Differently Abled/Ex. Servicemen and

Minority Community etc. are concerned, 35 percent Margin Money (Subsidy) is being provided on maximum project cost upto ₹ 25 lakh.

5.29 During the year 2014-15, Board has fixed target of 728 projects involving the Margin Money of ₹ 814.91 lakh. Out of this 372 projects involving the Margin Money of ₹ 962.16 lakh have been achieved. During the year 2015-16, Board has fixed target of 502 projects involving Margin Money of ₹ 1004.22 lakh. Out of this 221 project involving Margin Money of ₹ 623.38 lakh have been achieved upto 31.1.2016.

5.30 A Khadi Rebate Scheme of 10 percent on the sale of Khadi product like Silk, cotton, Woollen and Poly clothes during festival season of 108 days starting from 2nd October was continued upto the year 2013-14. During the year 2013-14, Board has disbursed Khadi Rebate ₹ 317.53 lakh pertaining to the period upto 2011-12 & during the year 2014-15 and 2015-16 (upto 30.06.2015), Board has disbursed Khadi Rebate ₹ 922.74 lakh pertaining to the period 2012-13 and 2013-14.

MINES AND GEOLOGY

5.31 Mines and Geology Department is responsible for systematic exploration and exploitation of the mineral resources available in the State following the principles of sustainable development. Haryana State is not known to have significant deposits of any major minerals and its mining operations are largely confined to the mining of minor minerals such as Stone, Boulder, Gravel, Sand, etc. which are largely used for the construction industry.

Mineral Exploration

5.32 The exercise for exploration of the minerals is carried out through three different agencies i.e. the Department itself, by the Geological Survey of India in the identified sites in accordance with the State & Central Geological Plan, and/or by way of grant of Prospecting Licenses (PLs) to private agencies under the provisions of 1957 Central Act.

Minor Minerals

5.33 Mining operations in the state are largely confined to the mining of minor minerals such as Stone, Boulder, Gravel, Sand, Slate Stone etc., which are used for the construction industry. After protracted litigation the state could get these matters settled in October, 2013 and has successfully auctioned its minor mineral mines during the month of December, 2013. The auctions fetched an annual bid amount of ₹ 2,133.92 crore for total of 42 mining Units in the State, which is unprecedented. In addition to above 1 minor mineral stone mining lease of village Khanak, District Bhiwani has been granted to a State PSU namely Haryana State Industrial & Infrastructure Development Corporation. However, some of the highest bidders after auctions finding the bids economically unviable revoked/got the bids

cancelled by creating un-called for issues. Out of the said 42 units auctioned a total of 17 contracts/leases got cancelled/terminated. In view of above, out of 42 units auctioned in December, 2013 only 24 units are surviving as on 26.2.2016. Out of 24 contracts/leases, who have obtained environmental clearances from competent authority mining operation in 6 stone mines (4 of district Bhiwani & 2 of district Mahendergarh) and in 11 Sand Boulder Gravel sand mining units/blocks (5 in district Sonipat, 2 in district Palwal and 1 in each district Ambala, Karnal, Panipat & Mahendergarh) is going on smoothly.

5.34 The department after formation of present Government has taken a major policy decision that instead of granting mineral concessions (contracts/leases) of big mining units/blocks, mineral concessions be given for small units/blocks. The same had not only helped in breaking the monopoly of few big operators and at the same time small entrepreneurs interested in the business of mining could enter in this sector. As per policy decision of State Government, after cancellation of contracts of 2 big Sand Mining Units of district Sonipat, 14 small size mining blocks were created. In different auctions all 14 mining blocks have attracted bids. Likewise on cancellation of 4 mining contracts of district Yamunanagar, 33 small size blocks were created. In different auctions 27 have attracted bids. In district Panchkula 19 small size blocks have been created on cancellation of contracts of 3 big mining units out of which 6 have attracted bids. In district Mahendergarh & Bhiwani 18 mining blocks have been created on cancellation of mining leases of bigger units. In different auctions 10 blocks (6 in districts Mahendergarh & 4 in district Bhiwani) have attracted bids.

5.35 Another important decision taken by the present government is introduction of e-auction to grant mineral concessions. The same is not only a foolproof system but transparent mode giving free and fair opportunity to all concerns including the persons sitting in any part of the Country. Out of 24 surviving mining units (out of 42 units) auctioned in December, 2013 and 57 newly created mining blocks (out of 83 blocks), which attracted bids in auctions held in 2014-15, 25 have already obtained required environmental clearances from the competent authority as per requirement of EIA notification date 14.9.2006 of MoEF, GOI.

5.36 Mining related issues pertaining to district Faridabad, Gurgaon and Mewat are pending before Hon'ble Supreme Court of India. Hon'ble Supreme Court on 19.8.2011 directed the State and lease holders to submit the report regarding rehabilitation and reclamation policy. Ministry of Environment and Forest, Government of India would get this policy checked from Indian Bureau of Mines, Government of India. Now, Indian Bureau of Mines, Government of India has also approved the recommendations of Ministry of Environment and Forest and has submitted its report in the Hon'ble Supreme Court of India. State is making strenuous efforts to get the matter listed for actual hearing so that matter could

be decided at the earliest and mining could resume in these districts also.

5.37 The position of cases of illegal mining during last five years in the State are given in **Table 5.3**.

Table 5.3 – Illegal Mining Cases (2010-11 to 2015-16) in State.

| Sr. No. | Year | No. of cases of illegal mining including transportation of mineral without valid documents | Penalty realized (in ₹ lakh) | No. of FIRs lodged |
|--------------|-------------------------------|--|------------------------------|--------------------|
| 1. | 2010-11 | 1270 | 146.78 | 107 |
| 2. | 2011-12 | 1588 | 263.33 | 117 |
| 3. | 2012-13 | 2564 | 163.31 | 122 |
| 4. | 2013-14 | 4518 | 991.59 | 148 |
| 5. | 2014-15 | 5333 | 1451.71 | 245 |
| 6. | 2015-16 (up to Dec., 2015) | 3234 | 710.67 | 69 |
| Total | | 18507 | 3727.39 | 808 |

Source: Mines and Geology Department, Haryana.

5.38 The revenue collections from mining since 2010-11 to December, 2015 in the State are given in **Table 5.4**.

Table 5.4 – Revenue Receipt from Mines/Minerals in State.

| Sr. No. | Year | ₹ Crore |
|---------|-----------------------------------|---------|
| 1. | 2010-11 | 78.37 |
| 2. | 2011-12 | 87.39 |
| 3. | 2012-13 | 70.83 |
| 4. | 2013-14 | 81.52 |
| 5. | 2014-15 | 43.89 |
| 6. | 2015-16 (Up to December, 2015) | 147.32 |

Source: Mines and Geology Department, Haryana.

EXCISE AND TAXATION

5.39 The Excise and Taxation Department is the main revenue generating Department of the state and administers the collection under various Acts such as Commercial Taxes, VAT Act, Excise Act, CST Act, PGT Act and Luxury Act. The Excise and Taxation Department is committed to maximizing the collection of various Commercial Taxes and Excise Duties. Upto December, 2015 the department has collected ₹ 21,571.79 crore against ₹ 17,729.94 crore which is 21.67 percent above the corresponding period of the last year.

New Initiatives Taken by State Government During the Year 2015-16

5.40 The department has selected M/s Wipro Ltd. as System Integrator for computerization of all its tax processes. M/s Wipro will roll out of 26 e-modules to provide e-services like e-registration, e-refund, e-payment, e-forms etc. on line on a real time basis to all the dealers. This would also facilitate hassle free communication between the dealer and the department and also reduce incidence of tax evasion. Under this initiative e-tendering has been done for the transparent allotment of the Excise vends for the year 2015-16. The issuance of

online 'C' forms has been made available to the dealers in June, 2015 and the major modules of e-Registration, e-Payment and e-filing of returns has been made live in July, 2015. e-Permits and Pass have been launched in December, 2015 for the hassle free and transparent liquor trade in the State. The facility of e-Refunds, e-Assessment and e-Forms will be made available to the dealers in the State by the end of this financial year of 2015-16. Excise and Taxation Department is committed to the introduction of GST in State during the year 2016-17. All the officers/ officials will be imparted training with regard to the functioning of the GST. Bio-fertilizer has been exempted from VAT w.e.f. 1.4.2014. Rate of Tax on LED light has been reduced to 5 percent from 12.5 percent w.e.f. 1.4.2014. Rate of tax on pre-engineering, steel building and steel components thereof including puff panel has been reduced to 5 percent from 12.5 percent w.e.f. 1.4.2014. All types of pipe fittings has been reduced to 5 percent from 12.5 percent w.e.f. 1.4.2014. A Lump sum Composition Scheme in respect of developers has been started. The Lump sum tax calculated at the compounded lump sum rate of one percent of entire aggregate amount specified in the agreement or value specified for the purpose of stamp duty, whichever is higher, in respect of the said agreement w.e.f. 1.4.2014.

SERVICES SECTOR

The importance of the Services Sector can be gauged by looking at its contribution to different aspects of the economy. The share of Services Sector in the Gross State Value Added (GSVA) at constant (2011-12) prices has increased to 51.3 percent in 2015-16. The rise in the Services Sector's share in GSVA marks a structural shift in the State economy and takes it closer to the fundamentals of a developed economy. During the period of 11th Five Years Plan, the Services Sector grew at the average annual growth rate of 12.2 percent. This growth rate of Service Sector was significantly faster than the average annual growth recorded for combined Agriculture and Industry Sectors during this period. The growth of Service Sector GSDP has been continuously above the overall growth during this period. It has also been more stable than the growth of other two Sectors. The above trend of faster and comparatively stable growth of Service Sector as compared to other two Sectors also remained on the same path during the period of first four years of 12th Five Years Plan (2012-17).

Growth of Services Sector

6.2 After recording the excellent growth throughout the 11th Five Year Plan, the Services Sector recorded the growth of 10.0 percent and 8.5 percent in 2012-13 and 2013-14, respectively. As per Quick Estimates of 2014-15, the real GSVA from this Sector has been recorded as ₹ 1,68,740.26 crore as against the Provisional Estimate of ₹ 1,51,390.01 crore in 2013-14 registering the growth of 11.5 percent. The growth of 11.5 percent during 2014-15 is attributed to the higher growth achieved in Finance, Insurance, Real Estate Ownership of Dwellings & Professional Services (12.4 percent) and Community, Social & Personal Services (18.3 percent) Sectors during the year. As per the Advance Estimates for 2015-16, the GSVA from Services Sector has been estimated as ₹ 1,84,961.97 crore with the growth of 9.6 percent. This may be attributed mainly to the higher growth (12.0%) recorded in Finance, Real Estate, Ownership of Dwellings & Professional Services (**Table 6.1**).

Growth of Different Sub-Sectors in Services Sector

Trade, Transport, Storage & Communication

6.3 The growth of this sector in 2012-13 and 2013-14 has been recorded as 7.9 and 6.9 percent, respectively. As per the Quick Estimates of 2014-15, the growth of this Sector has

been recorded as 8.1 percent. As per the Advance Estimates for 2015-16, the growth of this Sub-Sector is likely to be 7.2 percent.

Table 6.1- GSVA from Services Sector at Constant (2011-12) Prices.

| (₹ Crore) | | | | | |
|---|------------------|-----------------------------|----------------------------|-----------------------------|----------------------------|
| Sector | 2011-12 (P) | 2012-13 (P) | 2013-14 (P) | 2014-15 (Q) | 2015-16(A) |
| Trade, Transport, Storage & Communication | 54326.35 | 58634.22 (7.9) | 62703.02 (6.9) | 67762.28 (8.1) | 72637.80 (7.2) |
| Finance, Insurance, Real Estate and Professional Services | 52584.59 | 59401.77 (13.0) | 66400.18 (11.8) | 74621.42 (12.4) | 83600.44 (12.0) |
| Community, Social & Personal Services | 19953.30 | 21483.23 (7.7) | 22286.82 (3.7) | 26356.56 (18.3) | 28723.74 (9.0) |
| Overall Services Sector | 126864.24 | 139519.22 (10.0) | 151390.01 (8.5) | 168740.26 (11.5) | 184961.97 (9.6) |

Source: Deptt. of Economic and Statistical Analysis, Haryana.

P: Provisional Estimates, Q: Quick: Estimates, A: Advance Estimates

* Figures in brackets show the percentage growth over previous year

Finance, Insurance, Real Estate and Professional Services

6.4 This Sub-Sector recorded the growth of 13.0 percent 11.8 percent and 12.4 percent in 2012-13, 2013-14 and 2014-15, respectively. As per the Advance Estimates for 2015-16, this Sub-Sector is likely to achieve the growth of 12.0 percent.

Community, Social & Personal Services

6.5 This Sub-Sector recorded the growth of 7.7 percent, 3.7 percent and 18.3 percent in 2012-13, 2013-14 and 2014-15 respectively. As per the Advance Estimates for 2015-16, the growth of this Sub-Sector is likely to be 9.0 percent.

POWER, ROADS, TRANSPORT & STORAGE

Infrastructure is a key driver of economic growth and it has the potential to fuel the economy. Inadequate and inefficient infrastructure can prevent the economy from realizing its full growth potential regardless of the progress on other fronts. Creation and maintenance of physical infrastructure facilities is also a pre-requisite to attract foreign investments. Physical infrastructure covering power, transportation, communication and storage besides facilitating economic growth has direct impact on quality of life. The visible signs of shortfall in capacity and inefficiencies include increasing power failures, load shedding, congested roads etc. and illustrate the widening gap between demand and supply of infrastructure. However, due to constraints in public finances, the State Govt. is encouraging more private participation through Public Private Partnership (PPP) concept since last few years. The PPP concept is fast evolving in all the aspect of infrastructure development since it involves the strength of the State Govt. and the efficiency of the private sector. In order to boost the infrastructure development, special attention is being paid by the State Govt. for improvement/extension of the basic infrastructure of Power, Road and Transport etc.

POWER

7.2 Energy is a critical factor in infrastructure for sustained economic growth. In addition to its widely recognized role in development of different sectors of the economy, it makes a direct and significant contribution to economy in term of revenue generation, increasing employment opportunity and enhancing the quality of life. Hence, affordably priced reliable supply of electricity is necessary for effective development of the State. Haryana State has limited availability of natural sources of energy. There is very less Hydro Generation potential in the State. Even the coal mines are far away located from the State. There is very limited forest area. Wind velocity prevailing in the State is also not sufficient to exploit the power generation. Although, the solar intensity is relatively higher but the land area limitation does not encourage big scale harnessing of this resource as well. Therefore, the State has been depending on the limited thermal generation capacity installed within the State and hydropower from the jointly owned projects.

7.3 The total installed capacity available to the State at present is about 10,937 MW. It include 2,782.7 MW from State's own stations, 829 MW from jointly owned projects (BBMB) and the balance as share in Central Projects and independent Private Power Projects. The power availability from these sources was 4,38,956 (lakh KWH) in 2014-15. The power sold during 2014-15 was 3,19,972 (lakh KWH). The year-wise detail of installed generation capacity, power availability and power sold are given in **Table 7.1**.

Table 7.1- Installed Generation Capacity, Power Availability and Power Sold in the State.

| Year | Installed generation capacity* (MW) | Total installed capacity (MW) | Power available (lakh KWH) | Power sold (lakh KWH) |
|---------|-------------------------------------|-------------------------------|----------------------------|-----------------------|
| 1967-68 | 29 | 343.00 | 6010 | 5010.00 |
| 1970-71 | 29 | 486.00 | 12460 | 9030.00 |
| 1980-81 | 1074 | 1174.00 | 41480 | 33910.00 |
| 1990-91 | 1757 | 2229.50 | 90250 | 66410.00 |
| 2000-01 | 1780 | 3124.50 | 166017 | 154231.00 |
| 2010-11 | 4106 | 5997.83 | 296623 | 240125.00 |
| 2011-12 | 4106 | 6740.93 | 326473 | 266129.66 |
| 2012-13 | 4106 | 9839.43 | 343177 | 262576.03 |
| 2013-14 | 4060 | 10683.61 | 402779 | 288608.72 |
| 2014-15 | 4060 | 11102.32 | 438956 | 319972.00 |

*This indicates the State's own projects & share in jointly owned projects but excludes from Central Sector Projects i.e. NHPC, NTPC, MARUTI, MAGNUM, NAPP, RAPP & IPPs (IGSTPS,Jhajjar,MGSTPS,Jhajjar and small Hydro & Solar Projects etc.).

Source : HVPN Ltd.

7.4 The total number of electricity consumers in the State has been increased from 35,44,380 in 2001-02 to 55,62,019 in 2014-15. The category-wise number of electricity consumers are given in **Table 7.2**.

Table 7.2- Number of Electricity Consumers in the State.

| Year | Domestic | Non-Domestic | Industrial | Tubewells | Others | Total |
|---------|----------|--------------|------------|-----------|--------|---------|
| 2001-02 | 2759547 | 347437 | 66247 | 361932 | 9217 | 3544380 |
| 2005-06 | 3119788 | 387520 | 70181 | 411769 | 11402 | 4000660 |
| 2010-11 | 3684410 | 462520 | 85705 | 520391 | 34896 | 4787922 |
| 2011-12 | 3849779 | 479366 | 88821 | 540406 | 38593 | 4996965 |
| 2012-13 | 4020928 | 502912 | 91087 | 561381 | 41919 | 5218227 |
| 2013-14 | 4136499 | 522110 | 93839 | 582605 | 46076 | 5381129 |
| 2014-15 | 4266675 | 547395 | 96887 | 603797 | 47265 | 5562019 |

Source : HVPN Ltd.

7.5 The per capita consumption of electricity increased from 1,377.81 units in 2013-14 to 1,442.90 units in 2014-15. The consumption of electricity in the State during 2014-15 was 30,906.3 Million Units (MUs). The consumption of electricity by the Industrial Sector was maximum i.e. 10,189.84 MUs followed by Agriculture Sector i.e. 9,278.34 MUs. For Agriculture Sector subsidy amounting to ₹ 5,234.63 crore was given by State Government in 2014-15. The sector-wise electricity consumed is given in **Table 7.3**.

Table 7.3 - Sector-wise Electricity Consumed in the State.
(MUs)

| Sector | 2014-15 |
|--|----------------|
| Industrial | 10189.84 |
| Domestic | 6659.45 |
| Agriculture | 9278.34 |
| Commercial | 3274.21 |
| Public Services (Public Lighting & Public Water Works) | 1188.22 |
| Railways | 280.60 |
| Miscellaneous | 35.64 |
| Total | 30906.3 |

Source : HVPN Ltd.

7.6 Electricity bills pending in the State have been increased from ₹ 3,95,578.54 lakh in 2014-15 to ₹ 4,38,248.83 lakh (upto Oct., 2015). The pending electricity bills of Domestic Sector were maximum i.e. ₹ 3,15,206.56 lakh (upto Oct., 2015). The sector-wise pending electricity bills are given in **Table 7.4**.

Table 7.4 - Sector-wise Pending Electricity Bills in the State.

| Sector | 2014-15 | (₹ lakh) |
|------------------------------|------------------|------------------------------|
| | | 2015-16 (Upto Oct., 2015) |
| Industrial | 19181.86 | 28123.68 |
| Domestic | 287354.01 | 315206.56 |
| Agriculture | 8287.98 | 8717.33 |
| Commercial | 29610.47 | 34436.54 |
| Govt. Departments & Services | 19854.03 | 19404.77 |
| Miscellaneous | 31290.19 | 32359.95 |
| Total | 395578.54 | 438248.83 |

Source : HVPN Ltd.

7.7 Future Projects:-

i) Considering the need for maximizing power availability in the State, various short term and long term measures such as addition in capacity generation, improvement in operational efficiency, rehabilitation and extension of distribution network etc. have been taken up.

ii) Ujwal Discom Assurance Yojna (UDAY) conceptualised by the Centre to ensure a sustainable solution to the debt-ridden power utilities to achieve financial stability and to improve their operational efficiency for sustained growth. The State Govt. has decided to adopt this scheme. It is expected to boost the operational and financial capacity of the State Power Corporations.

RENEWABLE ENERGY

7.8 To promote the generation of green and clean power using solar energy in the State on a larger scale four Power Purchase Agreements of 23MW to purchase solar power and allotment of 13 projects to generate 165MW of solar power has been signed with IPPs. Besides this 16MW of solar roof top projects at a total cost of ₹ 33.17 crore are under installation by providing 30 percent financial assistance. All these power plants will be having Net Metering facilities in which the excess power generated from Solar Power Plants can be exported to the Grid which can be used by the user within a year. In addition to above, about 4MW of solar roof tops have also been installed by various category of user covered under mandatory policy/order notified by the state Govt. on 3.9.2014. To expedite the approvals & release of subsidy to the users for such plants. A web portal is also being developed. Further, for creating a conducive environment for investment in solar energy sector in the State, the earlier solar policy is being re-define by providing several investors friendly provisions including single window service.

7.9 For meeting the irrigation needs of the farmers the installation of solar water pumping systems are being promoted. Accordingly during this year 500 nos. of Solar Water Pumps shall be installed by providing State & Central subsidy @ 30 percent each. During the year 2016-17, 3050 Solar Water Pumping System are proposed to be installed at a total cost of ₹ 39.60 crore. For catering the energy needs of smaller income group, in three years in phased manner, a new flagship programme to provide one lakh of Solar Home Lighting System to the beneficiaries a total cost of ₹ 180 crore to energies 3 LED lighting systems, 1 ceiling DC operated fan and 1 mobile charging port, per system, has been conceptualized.

7.10 For the generation of power from available Biomass in the State, 7 Biomass Cogeneration projects to generate 47.85MW capacity are being set up in industries with an approximate cost of ₹ 230.85 crore. Besides this four Bio-CNG Bottling projects of 8500 Cubic Meter per day capacity at a total cost of ₹10.00 crore, five institutional Biogas plants of total 425 Cubic Meter capacity, and seven institutional Biogas plants of total 555 Cubic Meter capacity are also being setup in the State.

ARCHITECTURE

7.11 The Department of Architecture plays a key role in the development of infrastructure in the State being a service department. This department renders architectural services to all Government departments and also the Boards, Corporations and Universities of the State. Presently the department is partially computerized and intends for the 100 percent computerization in near future. The latest building materials are also proposed to be used in all

prestigious projects. The provision of Solar Water Heating System and Rain Water Harvesting System are also being made. Emphasis is being laid to incorporate landscape design, interior design as well as new/latest technologies and materials in every building project. The department is planning all the new buildings with barrier free environment for differently abled persons and also trying to follow norms laid down by ECBC to make these buildings energy efficient & eco-friendly.

ROADS

7.12 Roads are the basic means of communication for the development of any economy. In order to further strengthen the road network and making it more efficient as per traffic requirements, the main emphasis has been laid on the improvement/up gradation of existing road network, construction of bye passes, bridges/ROBs and completion of road construction works. The PWD (B&R) road network in the State is given in **Table 7.5**.

Table 7.5- Roads Network in the State Under PWD (B&R).

| Sr. No. | Type of Road | Length in Kms. (Upto 31.3.2015) | Length in Kms. (Upto 31.12.2015) |
|--------------|----------------------|---------------------------------|----------------------------------|
| 1. | National Highways | State PWD - 841 NHAI- 1284 | State PWD - 1198 NAHI - 1284 |
| 2. | State Highways | 2128 | 1801 |
| 3. | Major District Roads | 1425 | 1395 |
| 4. | Other District Roads | 20324 | 20338 |
| Total | | 26002 | 26016 |

Source: PWD (B&R), Haryana.

7.13 During 2015-16, a programme for improvement of roads by way of widening, strengthening, re-construction, raising, cement concrete pavements/blocks premix carpet construction of side drains and culverts/retaining walls etc. was taken in hand. The financial and physical progress achieved upto December, 2015 is given in **Table 7.6**.

Table 7.6- Progress Under Roads Improvement Programmes.

| (A) Financial progress | | (₹ Crore) | |
|------------------------|---|--------------------------|-------------------------------|
| Sr. No. | Head of Account | Budget Allotment 2015-16 | Expenditure (Upto Dec., 2015) |
| 1. | Plan-5054 (Roads & Bridge) including NABARD Loan & PMGSY) | 1720.00 | 1050.24 |
| 2. | Non Plan-3054 | 585.59 | 369.46 |
| 3. | Central Road Fund | 75.00 | 31.42 |
| 4. | NH (Plan) | 74.44 | 79.77 |
| 5. | NH (Non- Plan) | 7.43 | 1.98 |
| 6. | Deposit works (Roads & Bridges) including work of HSRDC | - | 9.39 |
| Total | | 2462.46 | 1542.26 |

(B) Physical Progress

| Sr. No. | Item | Length in Kms. (Upto Dec., 2015) |
|---------|---|--------------------------------------|
| 1. | New Construction | 14 |
| 2. | Premix carpet (State Roads) | 1434 |
| 3. | Widening & strengthening (State Roads) | 1091 |
| 4. | Cement concrete blocks/pavement | 150 |
| 5. | Side drain / Retaining Wall | 190 |
| 6. | Reconstruction & Raising | 259 |
| 7. | (a) Widening (b) Strengthening } National Highways | 80.06 |

Source: PWD (B&R), Haryana.

7.14 Road/Bridge works sanctioned during 2015-16 is given in **Table 7.7.**

Table 7.7- Road/Bridge Works Sanctioned.

| (₹ Crore) | | | |
|-----------|--|--------------|------------------------------|
| Sr. No. | Head of Account | No. of works | Amount (Upto Dec., 2015) |
| 1 | Plan -5054 | 486 | 875.61 |
| 2. | Non Plan-3054 | 1473 | 908.30 |
| 3 | NABARD - Roads - Bridges | - - | - - |
| 4 | Central Road Fund | 11 | 280.91 |
| 5. | PMGSY/Bharat Nirman -Roads -Bridges | - - | - - |
| 6. | NH | 5 | 8.94 |
| 7 | ROBs/RUBs (Plan 5054) | 5 | 95.16 |
| 8 | Bridges – Plan 5054 Non Plan 3054) | 4 1 | 13.96 0.09 |
| | Total | 1985 | 2182.97 |

Source: PWD (B&R), Haryana.

Buildings

7.15 The budget allocation for repair and maintenance and original works of buildings is given in **Table 7.8.**

Table 7.8 – Allocation for Repair and Maintenance and Original Works of Buildings.

| (₹ Crore) | | | |
|-----------|-------------------|-----------------------------|----------------------------------|
| Sr. No. | Head of Account | Budget Allotment 2015-16 | Expenditure (Upto Dec., 2015) |
| 1 | Revenue Buildings | 137.61 | 115.54 |
| 2 | Capital Buildings | 732.76 | 377.10 |
| 3 | Deposit Buildings | 150.00 | 57.66 |
| | Total | 1020.37 | 550.30 |

Source: PWD (B&R), Haryana.

Major Incentives

7.16 The Department has taking steps for construction of ROBs/RUBs and Bridges to curtail delay and to increase the safety to passengers. 14 ROBs/RUBs are under construction. The detail of ROBs/RUBs & Bridges completed and in progress is as under:-

Table:7.9- ROBs/RUBs & Bridges Completed and in Progress.

| Sr. No. | Description | 2015-16 (Upto Dec., 2015) |
|---------|--|------------------------------|
| 1. | ROBs/ RUBs (i) completed and opened to traffic (ii) under construction | 12 14 |
| 2. | Bridges:- (i) completed and opened to traffic (ii) under construction | 4 21 |

Source: PWD (B&R), Haryana.

7.17 Railway Lines.

- i. Rohtak-Jhajjar-Rewari Railway Line completed at a cost of ₹ 603 crore.
- ii. Sonapat- Jind Railway line has been completed at a cost of ₹ 741 crore. Testing of Sonapat- Jind Railway line is in progress.
- iii. Rohtak-Meham-Hansi Railway line - Land acquisition is under process. Approx. cost of the project is ₹ 406 crore.
- iv. Shifting of Rohtak-Panipat Railway line out of MC Rohtak- Land acquisition is under process. Approx. cost of the project is ₹ 181 crore.

NCR Works.

7.18 Till date HSRDC has completed 36 road projects (length 1.022 kms.) costing ₹ 2,983 crore and 10 no. ROB costing ₹ 233 crore under NCR loan scheme along with 1 ROB costing ₹ 35.93 crore under State Head. In the year 2015-16 an amount of ₹ 158.03 crore has already been spent for Road and Bridge works under NCRPB assisted schemes in NCR area of the State. In 2015-16, 2 ROBs amounting ₹ 68.70 crore and 1 road project was completed at a cost of ₹ 124.88 crore.

7.19 For the year 2016-17, 10 no. projects costing ₹ 1,979 crore have already been posed to NCRPB for funding. In addition to this various roads project of Rewari, Dadri, Bhiwani, Narnaul and Sonapat for 395 kms. with an estimated cost of ₹ 1,064 crore are being dealt in Finance Department for posing to NCRPB.

NABARD Schemes

7.20 31 no. road for amounting to ₹ 353.60 crore having length of 246.09 kms. has been approved from NABARD under RIDF-XX (roads). Out of 31 no. works 13 no. has been allotted and 2 no. works have been dropped. The total expenditure to the tune of ₹ 154.77 crore

has been incurred under NABARD schemes and 104 kms. length has been improved during the year 2015-16.

TRANSPORT

7.21 A well-planned and efficient network of transport is an essential component for a developing economy. The Transport Department, Haryana is committed to provide adequate, well-coordinated, economical, safe, comfortable and efficient transport services to the people of the State. Transport Department continued to stride forward over the years. The Transport Department, Haryana has two wings i.e. the Regulatory Wing and Commercial Wing (Haryana Roadways).

Commercial Wing

7.22 Haryana Roadways is amongst the best run State Road Transport Undertakings of the country. It has a fleet of 4,215 buses as on 31.1.2016 which is being operated from 24 Depots and 13 Sub-Depots. Haryana Roadways buses operate on an average 12.70 lakh kms. daily and carry on an average 12.73 lakh passengers everyday. The performance of Haryana Roadways has been noteworthy on parameters like average age of fleet is quite low, vehicle productivity, staff productivity and fuel efficiency are amongst the best, operational cost per km. (without taxes) and accident rate are amongst the lowest.

7.23 Haryana Roadways is keen to further improve the public transport in the State and has taken many initiatives to improve the bus services and upgrading the public amenities at the Bus Stands. The Govt. has increased the plan outlay of the department from ₹ 165.32 crore during 2014-15 to ₹ 194.05 crore during 2015-16.

Modernization of Bus Services

7.24 To provide comfortable passenger transport services, the department is operating 39 Volvo/Mercedes Super Luxury AC Buses. This service has been appreciated by the Public. Rohtak, Jaipur and Hisar have been connected with this bus service from Chandigarh. Apart from this, Haryana Roadways has introduced Intra City Bus Service in Faridabad City, Gurgaon City, Panchkula, Ambala, Kurukshetra, Rohtak and Bhiwani for providing safe and adequate passenger services to the people in urban areas.

7.25 During 2015-16, it is proposed to replace 170 old buses with new buses and add 825 new buses to the fleet. 119 buses have already been introduced upto 31.1.2016 during the current year against replacement and addition.

7.26 The department initiated the process of recruitment of 725 new drivers adopting the latest Policy of out-sourcing for one year or recruitment of regular drivers, whichever is earlier to operate the expanded fleet of Haryana Roadways buses. After conducting the Driving

Proficiency Test and interview of all the candidates, 413 candidates have been selected. The department has also initiated the process of recruitment to fill up the vacant posts of Helpers and Storemen.

Construction/Renovation of Bus Stands/Workshops

7.27 The department has set up 100 Bus Stands at important places from traffic point of view, where amenities for the traveling public are being provided. The department has taken up development of NIT Faridabad bus terminal on PPP mode for which the consultant has already submitted the feasibility report. New bus terminals at Karnal, Bawal, Ambala City, Gurgaon and Faridabad are being developed on PPP mode for having the most modern facilities. Moreover, New Bus Stands are under construction at Tosham (Bhiwani), Sampla (Rohtak), Barwala (Panchkula), Nalwa (Hisar), Jhajjar, Firozpur Zirka, Nuh, Punhana and Tauru in district Mewat. For the construction of new Bus Stands/ Workshops under the Land & Building Programme, ₹ 100 crore have been earmarked for the Annual Plan 2015-16, out of which ₹ 56.39 crore have already been spent upto 31.1.2016.

Modernization of Workshops

7.28 The workshops are being modernized by providing latest machinery, tools & infrastructure etc. for better up-keep of the buses. ₹ 100.00 lakh have been earmarked for the Annual Plan 2015-16 under this scheme, out of which ₹ 16.10 lakh has already been spent upto 31.1.2016.

Computerization

7.29 Various activities of the department are being computerized in a phased manner. Apart from the depot Management System, On- line Advance Reservation and Ticketing System has been introduced

Road Safety

7.30 Haryana Roadways has been taking steps to minimize the accidents/break downs by taking all possible administrative as well as technical measures. The incidence of accidents in Haryana Roadways has come down from 0.21 per one lakh Kms. in 1994-95 to 0.05 during 2014-15. Haryana Roadways is running 18 departmental Drivers Training Schools for imparting training and certifying new heavy vehicle drivers. Training for light vehicle drivers is also being imparted in Driver Training Institute, Murthal, Hisar, Gurgaon & Mohindergarh and it is proposed to replicate it in all the other departmental DTIs. During the period of April-December, 2015 Heavy Vehicle driving training has been imparted to the 12,289 candidates to improve their skills and to obtain the required driving license.

Free/Concessional Travel Facilities

7.31 The Government is aware about its social obligation towards some deserving sections of society. Haryana Roadways is providing free/ concessional travel facilities as a social obligation to different categories like free travel facility to the 100 percent deaf and dumb with one attendant, free travel facility to National youth awardees, 100 percent mentally retarded persons with one attendant in Haryana Roadways ordinary buses within Haryana, free travel facility to women and children on Rakhi Day, free travel facility to the widow of deceased employee of Haryana Roadways till the date of retirement of deceased employee, only 10 single fares are being charged from the male students for monthly passes and girl students are allowed to travel free w.e.f. 1.1.2014, 50 percent of the ordinary fare within Haryana for NCC cadets to participate in their training, 50 percent concession in the bus fare of Haryana Roadways to the senior citizen women on attaining the age of 60 years and men on attaining the age of 65 years, free traveling facilities to the Numberdars 10 days in a month from their residence to Tehsil HQ & 2 days in a month to their District HQ, free traveling passes to the Paralympics Sports Persons participating in the sports meets organized for the physically challenged persons, cancer patients are allowed to free travel in the buses of HR from their residence to Cancer Institutes, the girls students have been allowed free travelling from their residence to educational institute and special buses for girl students have been started on 44 routes and free transport facility has been allowed to the persons with their spouses who suffered during the emergency period, in the standard buses of Haryana Roadways and 75 percent rebate is being given to such persons in AC Volvo buses in case of widow or widower.

Use of Technology

7.32 Department has started process for installation of CCTV cameras in the intra-city buses of Haryana Roadways and at major bus stands of Haryana Roadways. It has also planned to implement hand held Electronic Ticket Issuing Machine (ETIM), RFID based bus passes, LED Based Destination Boards in Haryana Roadways buses. The department has completed the process of introducing reservation of tickets online for inter-state routes.

Regulatory Wing

7.33 The Regulatory Wing of the Transport Department has been entrusted with the responsibility of the implementation of the provisions of Motor Vehicles Act, 1988, Central Motor Vehicles Rules, 1989, Carriage by Road Act, 2007, Carriage by Road Rules, 2011, Haryana Motor Vehicles Rules, 1993, Haryana Motor Vehicles Taxation Act, 2013 and the Haryana Motor Vehicles Taxation Rules, 2014. During the year 2014-15, against a revenue

target of ₹ 1,175 crore, a sum of ₹ 1,191 crore was collected. The target of receipts during the current financial year 2015-16 was ₹ 1,316 crore against which ₹ 1,042 crore has been collected upto 31.12.2015. The target of receipts during the current year is likely to be achieved.

Rationalization of Tax Structure/Permit Fee

7.34 The tax structure for the vehicles used for private/special purposes has been revised by the State Government vide notification dated 5.6.2015 . The proposal to revise the rates of taxes and manner of charging for the transport vehicles (goods & passengers) has been submitted to the Government. A proposal to revise the permit fee for transport vehicles for increasing the same from ₹ 1,750 to ₹ 10,000 for light motor vehicles (for 5 years) and from ₹ 2,625 to ₹ 25,000 for other vehicles (for 5 years) has been approved by the CMM and final draft of notification will be published shortly.

New Transport Policy

7.35 Haryana Roadways has traditionally been providing stage carriage services in the State with a fleet of buses that numbers around 4,200. The Government made a scheme in 1993 under which permits were granted to about 900 private operators. Thereafter, various schemes were formulated in 2001, 2004, 2012 and 2013. The High Court has directed to re-visit the scheme of 2013. Accordingly, new Stage Carriage Policy has been prepared and same has been approved by the CMM and under notification.

Improving Driving Skills

7.36 With a view to increasing road safety and providing driving training, three Institutes of Driving Training and Research (IDTRs) at Bahadurgarh, Rohtak and Kaithal have been established in the State and 43,438 drivers have been imparted driver training during the year 2014-15. 44,085 numbers of drivers have been imparted driving training from 1.4.2015 to 31.12.2015. Fourth Institute of Driving Training and Research (IDTR) at Bhiwani is being set up in village Kaluwas (Bhiwani). The construction work of the same has been started. Proposal for setting up of another IDTR at village Chhapeda in district Mewat has been sent to Govt. of India for sanctioning the financial assistance for the project. Haryana Roadways is also running 18 Driving Training Schools in the State. Besides this 247 Driving Training Schools are being run by private persons.

Improving Road Worthiness of Motor Vehicles

7.37 An Inspection & Certification Centre for motor vehicles equipped with fully automated and computerized machines is being set up at Rohtak with financial assistance of ₹ 14.40 crore by Govt. of India. The capacity of the Centre is 1.25-1.5 lakh vehicles per year.

The construction of the building of Centre is almost complete and the same shall be made functional by end of June, 2016. Authorization has been granted to 868 Pollution Under Control (PUC) Centres in the State. A proposal to enhance the fees to be charged by such Centres for issuing PUC certificate has been submitted to the Government.

Delivery of citizen services

7.38 Following citizen services have been started :-

- (i) Online payment of Road Tax: The department has introduced an optional e-payment facility through SBI Internet Banking for payment of road tax for transport vehicles. Other Nationalized banks have also been approved for online payment of road tax.
- (ii) SMS Alert: Citizens are sent SMS intimating the amount of road tax deposited in the office of Registering & Licensing Authorities.
- (iii) Dealer Point Registration: On-line Dealer Point Registration System has been implemented at 45 locations in the State and 16 more locations are proposed to be added shortly for online dealer point registration. Efforts are being made to implement the same at rest of the locations.
- (iv) Randomization of Registration Numbers: Allotment of registration number across the State by way of computerized randomization has been introduced in all the Registering Authorities to bring transparency.

Computerization

7.39 The National 'VAHAN' and 'SARATHI' programme has been implemented in all the R&LAs in the State, except the new Sub- Divisions at Kanina. Computerized receipts are being issued for tax/fee received in all the offices of RLAs. Department has already implemented the Sarathi version 1 in all the 82 Registering & Licensing Authorities. Now Sarathi version 4 is being implemented which has the Centralised Database System as well as lot of new services which are not covered under version 1. In first phase, Sarathi version 4 has been implemented in five districts namely; SDO(C)-cum-RLA Panchkula, Karnal, Ambala, Faridabad & Gurgaon. NIC and Transport Department, Haryana (Regulatory Wing) is in process of implementing the same in phases across the State. Similarly, Vahan web version 4 will also be implemented shortly.

Road Safety

7.40 Following road safety measures have been taken:-

- (i) State Road Safety Council, chaired by the Hon'ble Transport Minister, has been reconstituted by including experts in road safety, road engineering & road safety planning. The meeting of the State Road Safety Council last was held on 16.6.2015.
- (ii) State Level Road Safety Steering Committee, headed by the Chief Secretary, has been constituted to monitor and implement the Haryana Road Safety Action Plan.
- (iii) Road Safety Awareness Clubs have been set up in all Government Colleges in the State, in order to spread awareness amongst students and youth about road safety.

- (iv) **“Surakshit School Vahan Policy”** In compliance of the directions of the Hon’ble High Court in CWP No. 6907 of 2009 “Surakshit School Vahan Policy has been formulated and implemented for safety of school going children. Road Safety Committees have been constituted at State, District and Sub-Division level for effective implementation of the Policy. Installation of IP Cameras and GPS has been made mandatory in school buses. The provisions for deploying lady attendant/transgender has also been made compulsory. Necessary directions have been issued to all Secretary RTAs to carry out strict compliance in letter and spirit. On the directions of Hon’ble Supreme Court, a Committee on road safety has been constituted headed by Hon’ble Justice K.S. Radhey Krishanan for implementation/monitoring of road safety measures.
- (v) Draft for Haryana Road Safety Fund Rules, 2015 has been prepared and is under consideration of the State Government. A provision has been made to utilize 50% of the composition fee collected on account of compounding of various offences under the Motor Vehicle Act, on road safety issues.
- (vi) State Road Safety Policy 2015 has been formulated on the pattern of the National Road Safety Policy and is under consideration of the State Government.

Enforcement

7.41 The department has issued about 35,123 challans for various offences under Motor Vehicles Act, 1988 and realized ₹ 53.94 crore on account of compounding fees during the year 2014-15. Similarly, 31,638 numbers of challans have been issued from 1.4.2015 to 31.12.2015 and composition fee amounting ₹ 55.64 crore has been realized during the said period.

Digitization of Legacy Data

7.42 The project of updation of legacy data was assigned to M/s Gujarat Infotech Ltd. on 3.11.2014 and was to be completed within 18 months. The scanning work of legacy data of VAHAN and SARATHI of 14 Districts has been completed and the balance work will be completed in next 6 months.

High Security Registration Plates

7.43 As per the provisions of Rule 50 of Central Motor Vehicles Rules, 1989, the department has implemented the scheme of High Security Registration Plates and the work of affixation of the High Security Registration Plates has been started. 13,86,210 number of HSRPs have been affixed on the vehicles upto 31.12.2015.

CIVIL AVIATION

7.44 Civil Aviation Department has 5 Airstrips in the State at Pinjore, Karnal, Hisar, Bhiwani and Narnaul. Three flying training centres of Haryana Institute of Civil Aviation (HICA) are established at Hisar, Karnal and Pinjore where flying training is provided to the boys & girls. Haryana Institute of Civil Aviation is providing flying training to the students for obtaining Private Pilot License, Commercial Pilot License and Instructor Rating.

7.45 The details of Student Pilot License (SPL), Private Pilot License (PPL), Commercial Pilot License (CPL), Assistant Flight Instructor Rating (AFIR), Flight Instructor Rating (FIR) and Instrument Rating (IR) issued to the students by Haryana Institute of Civil Aviation during the years 2015-16 (up to 31.12.2015) is given in **Table 7.10**.

Table 7.10 Position of Student Pilot License of Flying Training in the State.

| Sr. No. | Trainees | No. of License Obtained | |
|---------|----------|-------------------------|----|
| 1 | 42 | SPL | 29 |
| 2 | | PPL | 01 |
| 3 | | CPL | 13 |
| 4 | | CPL(C) | 07 |
| 5 | | AFIR | 04 |
| 6 | | IR+IR Renewal | 20 |
| 7 | | FIR (A) | 01 |

Source: Civil Aviation Department, Haryana.

AGRICULTURAL MARKETING

7.46 Haryana State Agricultural Marketing Board was established on 1st August 1969 with the vision to provide opportunities to farmers for marketing of its produce and increasing the income in agricultural sector. The Department is functioning through an infrastructure of 108 Principal Yards, 174 Sub-Yards and 195 Purchase Centres. There are 33 Cotton Markets, 30 Fruit and Vegetable Markets, 25 Fodder Markets, 1 Fish Market, 2 Farmers Market, 1 Timber Market, 1 Apple Market and 1 Wool Market besides Food Storage Godown all over the State with a storage capacity of 4.5 lakh tonne. The main source of income of HSAMB/Market Committees is market fee followed by sale of plots and HRDF collection charges.

7.47 The HSAMB has also taken up IT innovations, computerization process has been started. E-payment to farmers and commission agents through co-branded card scheme is being initiated. Payment scheme approved by the National Payment Corporation of India namely “Sardar Partap Singh Kairon Scheme” is also being initiated. The HSAMB has its own Construction Wing for undertaking various development activities.

Construction of New Link Roads

7.48 The HSAMB has constructed 1,933 new link roads of about 5,397 km. length with an expenditure of ₹ 996 crore during the period from 1.4.2005 to 31.12.2015. The total length thus completed by the Board till date is 13,563 km. Out of 13,563 km. roads constructed by HSAMB, 1815 km roads have been transferred to other department, leaving 11,748 km. with HSAMB for maintenance and upkeepment.

Special Repair of Roads

7.49 Repairs in a length of about 10,585 km. have been completed with an expenditure of ₹ 1,090 crore from March 2005 to 31.12.2015. This expenditure includes a sum of ₹ 88.56 crore on annual repairs.

Development of Mandis and Providing Additional Facilities in Existing Mandis

7.50 During the period from 01.04.2005 to 31.12.2015, an expenditure of ₹ 793 crore has been incurred on development of mandis and providing additional facilities in existing mandis.

New Mandis

7.51 The HSAMB is going to develop 22 new mandis at an estimated cost of 248 crore (IIHM Ganaur-Ph.-1, NGM Kaithal, NGM Narnaul (Phase-II), NGM Chhichharana, NGM Ambala Cantt., NGM Fatehabad, NGM Tohana, NGM Thol, NGM Narwana (Phase-II), Additional NGM Uchana Kalan, NGM Sonapat, NVM Sonapat, NGM Hodal, NVM Hansi, NGM Baba Ladana, NVM Chhachhrauli, NGM Narnaund (Phase-III), NVM Dabwali, NGM Raipur Rani (Phase-II), NGM Siwan, NGM/NVM Nangal Choudhary and development of re-planed area in NGM at Nissing).

7.52 15 projects for providing modern facilities in existing Vegetable Markets have been taken up with the assistance of National Horticulture Mission Govt. of India. The Cold Chain facilities are comprising Ripening Chambers, Grading, Sorting & Packaging facilities are being set up. All these schemes have been introduced for value addition to the produce of farmers. Out of these total 15 facilities, 11 have been leased out and process of leasing of remaining four is on.

Development of India International Horticulture Market at Ganaur (Sonapat)

7.53 The HSAM Board has taken up an ambitious project of ultra modern Post Harvest Management support system on the pattern of Rungis Market near Paris for which about 537 acre land has been acquired at Ganaur. Total outlay of this infrastructure on completion will be to the tune of ₹ 1,500 crore. This market will have backward linkages with the entire state of Haryana alongwith the states of northern region and will have forward linkages with the metropolitan cities of the country. This will be an ultra modern whole sale Fruit and Vegetable Market Complex having facilities of Cool Chambers, Ripening chamber, Grading, Sorting and Packaging lines. This market will be connected to about 100 collection centres throughout the state initially. It will offer a clean and hygienic market environment and will be designed to handle Fruits and Vegetables to the extent of 7.5 million tonne. Eggs, Meat/ Fish products to the extent of 1 million tonne, Flowers to the extent of 0.5 million tonne in a

year. Initial works have been started at site and an expenditure of ₹ 38 crore has so far been incurred on Boundary wall, Hoarding, Entrance road, land scaping, kiosks and Covered Shed including Pack House etc.

Development of Apple market at Panchkula

7.54 Presently, the Apple from Himachal and J&K is supplied to Fruit Market Delhi by re-handling it at Chandigarh, due to which, there is heavy congestion in Fruit / Vegetable Market at Chandigarh. New Apple Market has been developed in Sector-20 at Panchkula which will de-congest Chandigarh market besides increasing the income of MC Panchkula.

Construction of Agro Mall / Shopping Complex

7.55 The Board has planned to develop Agro Malls at four stations in the State to have better opportunities of marketing and selling their produce for farmers. In this chain Agro Mall at Rohtak, Panipat and Karnal have been completed while the Mall at Panchkula is in advanced stage of completion. An expenditure of ₹ 188 crore has so far been incurred.

Mobile Van

7.56 Mobile vans have been pressed into service for door to door supply of fruits & vegetables in main cities.

Market Fee

7.57 Market fee on cotton has been reduced from 2 percent to 0.8 percent. Market fee on fruits & vegetables has been eliminated (before 7.2.2014 it was 1 percent).

Krishak Gyan Vriddhi Yojna

7.58 Krishak Gyan Vriddhi Yojna has been started with a view to provide training to farmers. Under this scheme the farmers bringing their produce to market are issued with coupons on the basis of which the farmers are selected for training. 333 farmers have been benefited under this scheme during 2013-14.

Mukhya Mantri Kishan Evam Khetihar Mazdoor Jivan Suraksha Yojna

7.59 Mukhya Mantri Kishan Evam Khetihar Mazdoor Jivan Suraksha Yojna started from January, 2014. Under this scheme, in the case of death during agricultural operations, the wife or children of the diseased are provided with an assistance of upto ₹ 5 lakh and in the case of disablement, the assistance of ₹ 35,000 to ₹ 2.50 lakh is provided. So far 8,985 families have been provided with a total assistance of ₹ 30 crore.

STORAGE

7.60 The Haryana State Warehousing Corporation and other procurement agencies are having a covered storage capacity of 83.59 lakh tonne (Food & Supplies Deptt. 3.57, Hafed

11.71, HSWC 14.71, HAIC 1.01, FCI 7.58, CWC 4.96, HSAMB 4.03, PEG scheme 34.02 lakh tonne and 2 lakh tonne silos) as on 31.12.2015. The State Government is conscious for creating covered storage capacity to reduce the storage losses. Hafed is constructing godowns for the capacity of 1,02,861 tonne, HSWC for 47,070 tonne and HAIC for 32,786 tonne. Likewise Food & Supplies Department is constructing the godowns for the capacity of 89,678 tonne at three locations i.e. Bhorsainda (Kurukshetra), Kharkhoda (Sonapat) and Tigaon (Faridabad). The construction work has been completed from 50 to 60 percent in all the three projects and target date for completion is 31.03.2017. A budget provision of ₹ 20 crore have been made in plan budget for these projects.

HARYANA STATE WAREHOUSING CORPORATION

7.61 Haryana State Warehousing Corporation is a statutory body created for providing scientific storage facilities for a wide range of agricultural produce and notified commodities to the farmers, Govt. agencies, public enterprises, traders, etc. At present, the Corporation is operating 117 Warehouses across the State with a total storage capacity of 15.16 lakh tonne which consists of covered godowns of 14.71 lakh tonne capacity and open plinths of 0.45 lakh tonne as on 31.12.2015. The year-wise average storage capacity is given in **Table 7.11**.

Table 7.11 Average Storage Capacity and its Utilization.

| Year | Average Storage Capacity (Tonne) | Average Utilization (Tonne) | Utilization Percentage | No. of Warehouses |
|-----------------------------|---|------------------------------------|-------------------------------|--------------------------|
| 2010-11 | 1616270 | 1497189 | 93 | 107 |
| 2011-12 | 1672188 | 1645066 | 98 | 107 |
| 2012-13 | 1888401 | 1966756 | 104 | 108 |
| 2013-14 | 1791037 | 1603636 | 90 | 109 |
| 2014-15 | 1677361 | 1172602 | 70 | 111 |
| 2015-16 (upto Dec.,2015) | 1744328 | 1317396 | 76 | 117 |

Source: Haryana State Warehousing Corporation.

7.62 The Corporation had owned storage godowns of 7,000 tonne capacity at the time of inception on 1.11.1967 which has been increased to 14,71,000 tonne. During the year 2015-16, godowns of 66,580 tonne capacity at 9 different locations are to be constructed out of which work at 5 locations has been taken up. During the year 2016-17, there is a proposal to construct 1,23,692 tonne capacity godowns at 17 different locations.

Inland Container Depot

7.63 The Corporation is operating an Inland Container Depot (ICD)-cum-Container Freight Station (CFS) at Rewari to provide cost effective services to the Importers and

Exporters of Haryana and its adjoining area of the neighbouring states. However, operations of ICD-cum-CFS, Rewari are being handled by CONCOR w.e.f 1.11.2008 under a Strategic Alliance Agreement with CONCOR (A subsidiary of Indian Railway). Inland Container Depot, Rewari, has been connected online to the world through the Electronic Data Inter-Change (EDI) system since 18.12.2009. Earning of ICD is given in **Table 7.12**.

Table 7.12- Earnings of ICD.

| Period | Income (₹) |
|--|--------------|
| 2011 - 2012 | 1,47,35,308 |
| 2012 - 2013 | 1,79,10,267 |
| 2013 - 2014 | 2,22,36,498 |
| 2014 -2015 | 2,08,79,585 |
| 2015 - 2016 (tentative) (upto December, 2015) | 1,84,00,000 |

Source: Haryana State Warehousing Corporation.

EDUCATION & IT

Human development with increased social welfare and well being of the people is the ultimate objective of development planning. In any developing and emerging economy Social Sector plays a significant role. Education, Health and Social Justice & Empowerment are the main component of the Social Sector.

EDUCATION

8.2 The 21st Century is acknowledged as the Knowledge Century. Education is the key to knowledge and the State Government has consistently made sincere efforts to make “Education for All” a reality with required academic & infrastructural facilities and easy access. Now schooling facilities are available within a radius of 1 km. & 3 km. at Primary and Middle Schools respectively.

Beti Ka Salam Rasthra Ke Naam

8.3 Innovative steps have been taken to improve social awareness under “Beti Bachao Beti Padhao Campaign”. This year, on the occasion of Independence Day, ‘Beti Ka Salam Rashtra Ke Naam’ was celebrated in the light of “Beti Bachao Beti Padhao”. On this day, the flag hoisting in the Govt. Schools was done by the most educated girl of that village. Furthermore, the families where a girl child was born recently were seated in the front row during the Republic Day celebration in the Schools.

New Education Policy-2015

8.4 As per the mandate of Ministry of Human Resource Development (MHRD), Government of India, New Delhi, the State Government has taken the initiative to device a ‘New Education Policy’ in consultation with various stake holders i.e. Panchayats, eminent educationalists, Urban Local Bodies Department, parents etc. The workshops for district level consultation programme for the formulation of new education policy had been conducted with the collaboration of NCERT, New Delhi and RIE Ajmer, Rajasthan. In these workshops the Nodal Officers of District and Block level, Principal DIETs, SSA/RMSA functionaries, State Awardee Teachers, representatives of Teacher Associations, NGOs and some eminent educationists had exchanged their views on 11 themes provided by MHRD, for School Education Department. The Government has celebrated “Nai Shiksha Niti Sujhav Divas” in the

month of August, 2015 as a State-wide programme. The suggestions have been sent to MHRD, Govt. of India.

8.5 The number of Govt. Schools and enrolment therein in the State is given in **Table 8.1**.

Table: 8.1-Number of Govt. Schools and Enrolment therein During 2014-15.

| Educational Level | No. of Schools | Total Students | Girl Students | No. of Teachers | PTR |
|--|-----------------------|-----------------------|----------------------|------------------------|------------|
| Elementary (I to VIII) | 11306 | 1958029 | 1002217 | 71340 | 24.4 |
| Secondary and Senior Secondary (IX to XII) | 3276 | 661296 | 333249 | 18017 | 37.0 |

Source: Education Department, Haryana.

Elementary Education

The Quality Improvement Programme

8.6 The Quality Improvement Programme (QIP) was conceptualized in late 2013 with the objective of making all Schools of the State, centres of quality education with a goal to make 80% students of grade I -V to be at grade level competencies in 5 years and 80% students of grade VI-VIII to be at grade level competencies in 7 years.

Toilet Facilities Under Swachh Vidyalaya Campaign

8.7 Under the, the Department has ensured that all Govt. schools have at least one separate functional toilet for boys and girls each.

Introduction of Monthly Tests

8.8 To enhance the academic level of students and quality of education, the monthly test of the student from classes 1 to 8 have been introduced. After January 2015, monthly test is a regular feature which is being appraised by teachers, parents and School Management Committees (SMCs). All the results of monthly tests are being uploaded by the School on Monthly Test Monitoring System (MTMS) Portal of Department. The analysis of these test are being done by the experts of SCERT and DIETs.

Free Text Books

8.9 All children in classes 1-8 in Govt. schools have been provided free text books/work books during year 2015-16. Moreover, from the new academic session new text book will be introduced in the primary classes with an emphasis on activity based learning.

Providing of Free Stationery, School Bag, School Uniform and Reimbursement of School Fee and Funds under the RTE Act, 2009

8.10 The State Govt. has provided ₹ 98.78 crore for the year 2015-16 under the RTE Act, 2009/Rules notified on 3rd June, 2011 for providing Free Stationery, School Bag, School Uniform and Reimbursement of School Fee and Funds by the Elementary Education Department, to the students of classes 1 to 8 and other activities under the RTE scheme.

Rajiv Gandhi Scholarship for Middle Schools

8.11 A budget provision of ₹ 120 lakh has been made for the year 2015-16 and about 13,000 students will be benefited under this scheme.

One Time Cash Award Scheme for Scheduled Caste Students in Classes 1st to 8th

8.12 A budget provision of ₹ 8,500 lakh has been made for the 2015-16 and about 7,00,000 students will be benefited under this scheme.

Monthly Stipends to all Scheduled Caste Students in Classes 1st to 8th

8.13 A budget provision of ₹ 21,000 lakh has been made for the 2015-16 and about 7,00,000 students will be benefited under this scheme.

Monthly Stipends for BPL Students in classes 1st to 8th

8.14 A budget provision of ₹ 2,500 lakh has been made for the 2015-16 and about 1 lakh BPL students will be benefited under this scheme.

Monthly Stipends for BC-A Students in classes 1st to 8th

8.15 A budget provision of ₹ 8,500 lakh for BC-A has been made for the year 2015-16 and about 5 lakh students will be benefited under this scheme.

Providing Free Bicycle to SC Students (Boys & Girls) Studying in Class 6th

8.16 A budget provision of ₹ 200 lakh for the year 2015-16 has been made and about 16,000 students will be provided free bicycles under this scheme.

Mid-Day-Meal

8.17 This scheme is implemented in 9,035 Primary and 5,735 Upper Primary Schools. In the year 2015-2016, the total budget provision is ₹ 39,520 lakh in which Center Share is ₹ 27,900 lakh and the State share is ₹ 11,620 lakh in the State Plan budget.

8.18 The number of beneficiaries and expenditure incurred in Elementary Schools on above incentives schemes during 2014-15 is given in **Table 8.2**.

Table:8.2-Scheme-wise Number of Beneficiaries and Expenditure Incurred in Elementary Schools During 2014-15.

| Name of Schemes | No. of Beneficiaries | Expenditure Incurred (₹ in lakh) |
|---|-----------------------------|---|
| Rajiv Gandhi Scholarship for Middle Schools. | 13257 | 8230 |
| One Time Cash Award Scheme for Scheduled Caste Students | 777088 | 8251 |
| Monthly Stipends to all Scheduled Caste Students | 777088 | 16851 |
| Monthly Stipends for BPL Students | 109513 | 1191 |
| Monthly Stipends for BC-A Students | 510078 | 6386 |
| Free Bicycle to SC Students (Boys & Girls) | 15123 | 393 |

Source: Elementary Education Department, Haryana.

Sarva Shiksha Abhiyan (SSA)/Rashtriya Madhyamik Shiksha Abhiyan (RMSA)

8.19 The State Government is implementing two flagship national programmes namely; “Sarv Shiksha Abhiyan” and “Rashtriya Madhyamik Shiksha Abhiyan”. The sharing pattern in SSA & RMSA is 60:40 between the Centre and the State Government.

School Grant

8.20 8,895 Primary Schools and 5,627 Upper Primary Schools have been provided school grant @ ₹ 5,000 per Primary School and @ ₹ 7,000 per Upper Primary School, for maintenance of the school equipment’s including replacement of non-functional items etc. during the year 2015-16 under SSA. An amount of ₹ 486.15 lakh @ ₹ 15,000 per School has been released to 3,241 Secondary Schools under RMSA.

Maintenance Grant

8.21 The school maintenance grant has been provided @ ₹ 7,500 per School to all 14,522 Government Primary and Upper Primary Schools for maintenance of school infrastructure. A sum of ₹ 1,089.15 lakh has been provided to these schools under SSA during the year 2015-16.

Free School Uniform and Books

8.22 Under SSA, uniform is provided to all girls and SC & BPL boys. An amount of ₹ 5,768.47 lakh has been provided to SMCs for distribution of uniform to 14,42,118 students. During the year 2015-16, an amount of ₹ 3,683.65 lakh has been provided under “Sarv Shiksha Abhiyan” for providing Free Text Books for classes 1st to 8th.

Inclusive Education

8.23 During the year 2015-16, there is a budgetary provision of ₹ 832.47 lakh for conducting medical assessment camps, providing aid and appliances, escort allowance, braille books and large print books to Children with Special Need (CWSN).

Kasturba Gandhi Balika Vidyalaya (KGBV)

8.24 An amount of ₹ 1,182.03 lakh has been sanctioned during the year 2015-16 for running of KGBVs in the State. Out of 36 KGBVs sanctioned by Govt. of India, 25 KGBVs are functioning in residential mode and 3 KGBVs are working as day boarding.

Community Training

8.25 There is a provision of ₹ 262.10 lakh in the budget for a 3 days training programme for 87,366 members of School Management Committee in the State.

Civil Work

8.26 During 2015-16, ₹ 150.07 lakh has been provided for repair of 57 Primary Schools buildings and 6 Upper Primary Schools buildings & for providing drinking facility in

50 Schools. Under RMSA, ₹ 1,11,935.63 lakh has been provided for construction of 170 additional class rooms, 185 science labs, 384 computer rooms, 262 library and 480 art & craft rooms, 10 toilet blocks & 2 water facility.

Beti Bachao Beti Padhao (B3P) Programme

8.27 The Hon'ble Prime Minister had launched B3P Program from Panipat in January, 2015. The program aims at ensuring survival, protection, welfare and education of girls. To achieve this objective, the following activities are being carried out.

- The logo of Beti Bachao Beti Padhao Abhiyan has been painted at a prominent place in all Government Schools.
- A Balika Manch has been set up in 5,268 Government Middle and High Schools to give a platform to girls to voice their issues and problems. Three sessions of "Man Ki Baat" have been organized on the 3rd Saturday of September, October & November, 2015.
- NCC, NSS, Scout & Guide students have also been involved in identifying out of schools children and for motivating them to rejoin the schools. The girl students who could not clear 10th and 12th class examinations are being readmitted in schools. 12,900 girls have been readmitted in class 10th and 4,790 girls in class 12th.

Padhe Bharat Badhe Bharat

8.28 For the financial year 2015-16, the Government of India has provided ₹ 2.50 lakh per district to promote reading habits among the children. The Parishad has provided two sets of Barkha Series of books to 6,134 Govt. Primary Schools, where three or more teachers are available. The schools have been asked to use these books for a period of 2-3 months and thereafter the Parishad proposes to organize competition amongst children of classes 2nd and 3rd to promote reading and writing habits amongst them.

Haryana Ek Khoj Under SSA

8.29 A budget of ₹ 42 lakh @ 2 lakh per District has been provided for organizing competition in the field of Vocal Music, Dance, Drama, Painting and Clay Modelling competitions for the classes 6th to 8th at School level, block level & district level.

Kala Utsav under RMSA

8.30 Under RMSA, a programme called "Kala Utsav", a national level event to encourage and showcase the artistic talents amongst students of secondary level i.e., 9th to 12th standard, was approved with a budgetary allocation of ₹ 10 lakh. Competitions were held in four main art forms: Dance, Music, Theatre and Visual Arts at School, Block, District and State level in the State. The national level competitions were held from 8th to 10th December 2015 at National Bal Bhawan, New Delhi. Haryana has got first prize in Theatre and second prize in Visual Arts category in the national competitions under Kala Utsav.

Secondary Education

e-Governance

8.31 e-Governance involves computerization, automation, connectivity and networking at Directorate Secondary Education and at field offices, like SCERT, DIETs, GETTIs etc). Therefore, e-Governance has become an essential component of efficient administration in today's era. A budget provision of ₹ 400 lakh has been made under the head e-Governance for the Year 2015-16. CCTV Cameras have also been installed in the Directorate of Secondary Education Department during 2015-16.

Information and Communication Technology

8.32 This is a Centrally Sponsored scheme funded by Centre and State in the ratio of 75:25. The purpose of ICT is to establish Computer Labs and deploy one Lab Assistant in each of the 2,617 schools. Under this scheme the Department has made an expenditure of ₹ 68,22,21,095 in the financial year 2015-16 (upto 31.12.2015).

Inclusive Education for Differently Abled at Secondary Stage (IED-SS)

8.33 The Govt. of India had replaced "Integrated Education for Differently abled Children (IEDC)" scheme with Inclusive Education for Differently Abled at secondary stage (IED-SS) scheme in 2009-10. The main objective of this scheme is to provide education to the Children with Special Needs (CWSN) at secondary level (classes IX to XII) in an inclusive education system under general education system having appropriate environment. In the current financial year, the Govt. of India has sanctioned work plan of ₹ 1,089.94 lakh for this scheme.

EDUSAT

8.34 Education through Satellite (EDUSAT) project was initiated in the year 2005 by the Education Department, Haryana to provide quality education through satellite in collaboration with the Ministry of Human Resource Development (MHRD) and Indian Space Research Organisation (ISRO), Bangalore. The programme is to provide for upgradation in the general quality of education, cutting across the economic and social boundaries. The satellite HUB has been located at Panchkula and SITs as well as DTH/Receive Only Terminals (ROT) have been installed in the various educational institutions all over the State. Total Network 10,935 Terminals have been installed.

Literacy Mission

8.35 'Saakshar Bharat' a Centrally Sponsored Scheme of Adult Education is operational in ten districts of the State namely; Bhiwani, Faridabad, Fatehabad, Gurgaon, Hisar, Jind, Kaithal, Karnal, Mahendergarh and Sirsa. The focus of this project is to literate the persons

especially females of Scheduled Castes, Minorities and Marginalized sections in the age group of 15+ and never been enrolled in the schools. State Literacy Mission Authority (SLMA), Haryana had set a target of 2,00,000 learners to be covered under this scheme during the year 2015-16. As many as 1,10,426 learners have been appeared in the assessment test conducted by National Institute of Open Schooling (NIOS) and National Literacy Mission Authority (NLMA) under Saakshar Bharat in respective districts of of the State on 23.8.2015.

Toilet Facilities under 'Swachh Vidyalaya Campaign'

8.36 During the year 2015-16, the Department of Secondary Education, Haryana under 'Swachh Vidyalaya Campaign' has constructed 4,122 new toilets in various Government Schools under different schemes. Out of these, 383 toilets have been constructed separately for Girls for which funds had been provided by NABARD. 2,136 toilets have been constructed for Children with Special Need (CWSN) under SSA, 1603 new toilets have been constructed under SSA, RMSA, PSUs etc. In addition, 4,034 toilets have been got repaired.

8.37 At present one set of toilet for boys and girls is available in each Government School. A proposal is being prepared for construction of more toilets keeping in view the student strength in the Schools. The District Education Officers will prepare a list of the Schools where additional toilets are to be constructed or the repair has to be made is being prepared and the funds for the maintenance and cleanliness will be provided by Development and Panchayats Department under Haryana Swachhta Kosh (HSK).

Upgradation of Schools for Girls Education in Mewat and Morni Area

8.38 The State Government is committed to promote girl education in the State for Secondary and Senior Secondary. The Government has approved a proposal for the up-gradation of 36 Government Middle and High Schools of Mewat and Morni area to the level of Senior Secondary to promote girl education so that the girls of these difficult areas may be provided educational facilities at their door step.

NABARD Projects

8.39 In addition, a NABARD assisted project for construction of separate toilets for girls and installation of Hand pumps in 2,910 Govt. High/Sr. Sec. School of rural area of the State are in progress. During the financial year 2014-15, ₹ 2,723 lakh on Plan side were earmarked for the project, out of which Financial Department released ₹ 2,042 lakh.

Chief Minister School Beautification Motivational Scheme

8.40 This scheme was introduced in 2011 in all schools of the State. Under this scheme, two schools (one High and one Senior Secondary) are honoured with cash prizes at block, district and State level on 26th January every year. The prize at block level i.e. ₹ 50,000

(for one High and Sr. Sec. School each), at District level ₹ 1,00,000 (for one High and Sr. Sec. School each) and at State level ₹ 5,00,000 (for one High and Sr. Sec. School each). Under this scheme, ₹ 161 lakh were allotted to all districts during the year 2014-15 and during the current financial year 2015-16, a budget provision has been made to the tune of ₹ 171 lakh under this scheme.

8.41 The number of beneficiaries & expenditure incurred in Secondary and Senior Secondary Schools on various incentive schemes are given in **Table 8.3**.

Table:8.3-Scheme-wise Number of Beneficiaries and Expenditure Incurred in Secondary and Senior Secondary Schools During 2014-15.

| Name of Schemes | No. of Beneficiaries | Expenditure Incurred (₹ in lakh) |
|--|----------------------|----------------------------------|
| Rajiv Gandhi Scholarship | 30848 | 267.55 |
| Haryana State Merit Scholarship Scheme | 1232 | 25.09 |
| Case Award Scheme for Scheduled Caste Students | 242985 | 32.61 |
| Stipends to all Scheduled Caste Students | 242985 | 8387.00 |
| National Talent Search Scholarship Scheme (Plan) | 101 | 12.75 |
| National Means-cum-Merit Scholarship Scheme (CSS Plan) | 2149 | 3.84 |
| Monthly Stipends for BPL Students | 37114 | 8.23 |
| Monthly Stipends for BC-A Students | 174334 | 43.80 |
| Free Bicycle to SC Students Boys & Girls | 27433 | 698.00 |

Source: Secondary Education Department, Haryana.

Teacher Education

8.42 As a part and process of restructuring Teacher Education Programme under centrally sponsored scheme of Teacher Education, 4 new DIETs (District Institute of Elementary Teacher Education) one in each of uncovered districts namely; Mewat, Fatehabad, Palwal & Jhajjar sanctioned during the year 2012-13 have started functioning. In addition to this, 2 Block Institute of Teacher Education one each in the district of Mawat & Fatehabad have become functional to cater the needs of minority/SC communities as these districts have been identified as minority/SC dominated/concentrated districts by Govt. of India. These institutions would come up at an estimated cost of ₹ 1,498.76 lakh on account of infrastructure out of which 25 percent will be met by the State Government and the rest will be met from Govt. of India. Additional funds for final completion of these DIETs & BITEs to the tune of ₹ 870.87 lakh is also being arranged by Secondary Education Department and these funds will be provided to Civil Engineering Cell of Haryana School Shiksha Pariyojna Parishad for construction.

Aarohi Cell

8.43 The Govt. of India has established a scheme for opening of Aarohi Model Schools in Educationally Backward Blocks on the pattern of Kendriya Vidyalaya in the State in the year 2011-12. The main objective of the scheme is to provide quality education to the children of Educationally Backward Blocks from classes 9th to 12th. The funding pattern for running these Aarohi Model Schools was in the ratio of 75:25 Centre: State, but the Govt. of India had delinked the scheme from the support of Govt. of India from the financial year 2015-16, which has now been adopted by the State Govt. under State Plan. A provision of ₹ 34 crore has been made by the State Govt. for this financial year. Out of which an amount of ₹ 14.50 crore has been utilized upto December, 2015.

Higher Education

8.44 Providing quality higher education to our youth and to make them employable is a major thrust of the State Government. Higher Education system in the State has witnessed impressive growth in recent years and this trend is expected to continue during the next financial year. The department of higher education has taken various measures to expand and improve the capacity and quality in higher education. Access, quality, equity and sustainability in higher education are the guiding principles on which the vision of the State Government is based. The vision of higher education in Haryana is to realize the State's human resource potential to its fullest with equity and inclusion. This essentially means the need to provide greater opportunities of access to higher education with equity to all eligible, and in particular, to the vulnerable sections of the society.

8.45 During this year, five new Government Colleges have been started. Out of total 110 Government Colleges, 32 Colleges are exclusively for girls. There are 97 privately managed aided Colleges out of which 35 Colleges are for girls. State is committed to opening more Government Colleges exclusively for girls so as to ensure greater access to girls in higher education. State is also intended to create gender sensitive environment in Colleges and Universities.

8.46 The State Government has invested huge resources in creating an extensive infrastructure of Government owned and run Degree Colleges and State Universities. At the same time our timely and proactive State interventions have encouraged the Private Sector to become partners in accessing education to all our citizens. In the year 2015-16, a bill has been passed by the Government for establishment of PDM University at Bahadurgarh. Similarly, No Objection Certificates have been issued to various private players for opening 3 self financing Law Colleges and 23 self financing Degree Colleges.

8.47 One of the major initiatives taken by the Education Department in 2015-16 was the successful implementation of on-line admission in all Government Colleges of the State. More than 2.47 lakh applicants filled up their application forms online for different Under- Graduate and Post-Graduate courses free of cost and about 1.72 lakh students were admitted in Government Colleges through this process. The process of online admissions shall continue in the next academic session i.e. 2016-17. To address the acute shortage of teaching staff in Government Colleges so as to usher in qualitative improvement in college education, an indent has been sent to Haryana Public Service Commission to fill up 1,647 vacant posts of Assistant Professors in various subjects.

8.48 Under Rashtriya Uchchatar Shiksha Abhiyaan, the flagship scheme of Government of India, Ministry of Human Resource Development, the State Government has been sanctioned a total of ₹ 132.54 crore for the remaining Plan period which included 5 Universities under Infrastructural Grants to Universities, 1 College for upgradation to Model Degree College, 17 Government Colleges under Infrastructural Grants to Colleges, two hostels for girls under Equity Initiatives and for 1 Human Resource Development Centre of Guru Jambheshwar University, Hisar for faculty improvement.

TECHNICAL EDUCATION

8.49 At the time of inception of Haryana as a separate State in 1966, there were only 6 Polytechnics (Government-4 and Government aided-2) and only one Regional Engineering College at Kurukshetra (joint venture of State Government and Government of India) with an annual intake of only 1,341 students. There is an exponential growth in the number of technical education institutions since then. The detail of technical education institutions alongwith intake capacity and admissions in academic session 2015-16 is given in **Table 8.4**.

Table:8.4-Technical Education Institutions, Intake Capacity and Admissions During 2015-16.

| Course | No. of Institute | | | Intake Capacity | | | Admissions | | |
|-------------------------------|------------------|------------|------------|-----------------|---------------|---------------|---------------------------------------|--------------|--------------|
| | Govt./ Aided | Pvt. | Total | Govt./ Aided | Pvt. | Total | Govt./ Aided | Pvt. | Total |
| Diploma (Engg.,HM & Pharmacy) | 29 | 175 | 204 | 12055 | 52085 | 64140 | 9350 | 23920 | 32270 |
| B. ARCH. | 2 | 18 | 20 | 120 | 970 | 1090 | 109 | 559 | 668 |
| B. TECH. | 10 | 138 | 148 | 2985 | 57164 | 60149 | 2000 | 16583 | 18583 |
| MBA | 12 | 140 | 152 | 885 | 10505 | 11390 | 104 | 4732 | 4836 |
| MCA | 9 | 43 | 52 | 540 | 2670 | 3210 | 368 | 257 | 625 |
| B. Pharma | 5 | 26 | 31 | 300 | 1600 | 1900 | Admission not made through Department | | |
| BHMCT | - | 6 | 6 | - | 360 | 360 | -do- | | |
| Total | 67 | 546 | 613 | 16885 | 125411 | 142296 | 11931 | 46051 | 56982 |

Source: Technical Education Department, Haryana

8.50 The Department designs need based programmes for Diploma institutions (Polytechnics) and provides adequate human resource & infrastructure for imparting requisite technical skills as per the prescribed curriculum. It provides quality technical education through Diploma, Graduate and Post-Graduate level institutions in the field of Engineering and Technology, Architecture and Urban Planning, Management, Pharmacy, Hotel Management, Fine Arts, Applied Arts & Crafts and Design. The Department assigns high priority to meet educational needs of deprived sections of society such as Scheduled Castes, Women, Differently Abled Persons, rural population and other socio-economically and educationally backward classes. The Department also provides career counseling to the students and helps them in proper placement for gainful employment. Post Matric Scheme (PMS) is being operated by this Department for the courses approved by All India Council of Technical Education. Under this scheme, the tuition fee and other allowances like student fund, examination fee and development funds etc. are reimbursed to the students whose parent income is up to ₹ 2.5 lakh per annum.

8.51 The following National institutes are being established in the State:-

i) Indian Institute of Information Technology

Indian Institute of Information Technology (IIIT) is being established at village Kilorhod in district Sonapat in Public Private Partnership (PPP) mode by the Government of India, Ministry of Human Resource Development Govt. of India for which 50 acre of land has been provided by Gram Panchayat free of cost. The Industrial Partners for the Project are HSIIDC and Hartron. Guest classes of IIIT have been started in the campus of NIT Kurukshetra from 2014-15.

ii) Indian Institute of Management, Rohtak

Indian Institute of Management (IIM), Rohtak is being established by the Ministry of Human Resource Development, Government of India over a sprawling area of 200 acre at Rohtak. The State Government has made the land available free of cost. The IIM Rohtak is presently running in the temporary campus of MD University, Rohtak. The construction work of campus of IIM Rohtak is in progress and is being taken up by IIM Society Rohtak.

iii) National Institute of Design

National Institute of Design (NID) is being established at Umri (on NH-1) in district Kurukshetra. Land measuring 20.5 acre has been provided by the Gram Panchayat, Umri free of cost for establishing this Institute of national importance. There is a proposal of the State Govt. for starting the Guest Classes of NID, Kurukshetra from the academic session 2016-17 and the necessary modalities are being worked out by Department of Industrial Policy and Promotion, Ministry of Commerce and Industry, Govt. of India in consultation with NID Ahmedabad.

iv) National Institute of Fashion Technology

National Institute of Fashion Technology (NIFT) is being established in Sector-23 Panchkula in collaboration with Ministry of Textiles, Govt. of India. State Govt. has

provided 10.45 acre land for NIFT project. The State Govt. is also committed to provide ₹ 99.71 crore towards development of building infrastructure, purchase of machinery equipment as well as for viability gap funding for initial four years of running of NIFT project. The construction work of NIFT project has been assigned to Haryana Police Housing Corporation the lay out plan and drawings for construction of NIFT campus as prepared by the Chief Architect, Haryana are being examined by NIFT Delhi.

v) An Extension Campus (Faculty Development) of IIT Delhi

An Extension Campus (Faculty Development) of IIT Delhi is being established at Rajiv Gandhi Education City, Kundli in district Sonapat for which HUDA has allotted a site measuring 50 acre free of cost to IIT, Delhi. There is a proposal for establishing Science & Technology Park, High Performance Computing Facility and Faculty Development Centre in the campus. The construction of campus is in progress through National Building Construction Co-corporation (NBCC) and being taken up by IIT Delhi.

vi) Another Extension Campus (Research and Development) of IIT Delhi

Another Extension Campus (Research and Development) of IIT Delhi is being set up at village Badhsa in district Jhajjar for which 50 acre land has been purchased at a total cost of ₹ 15 crore from the Gram Panchayat Badhsa. There is a proposal for establishing Skill Development Centre and Bio-Sciences Research Park in the campus. IIT Delhi is working out further modalities.

State Institutes of Engineering & Technology

8.52 Sh. Ranbir Singh State Institute of Engineering & Technology and Rao Birender Singh State Institute of Engineering & Technology are being established at village Silani Kesho in Jhajjar district and village Zainabad in district Rewari respectively. The estimated cost of these projects is ₹ 80 crore (₹ 40 crore each). There is a proposal to set up a Govt. Engineering College in the Campus of Govt. Polytechnic Nilokheri, Karnal.

Government Polytechnics

8.53 Seven new Government Polytechnics are under construction at Neemka (Faridabad), Shergarh (Kaithal), Indri (Mewat), Mandkola (Palwal), Malab (Mewat), Chhappar (Bhiwani) and Jamalpur Shekhan (Fatehabad). The construction work of Govt. Polytechnic, Neemka/Shergarh/Indri/ Malab is on completion stage and likely to be made functional from the academic session 2016-17. There is a proposal for construction of Govt. Polytechnic-cum-Multi Skill Development Centre at Sector-26, Panchkula and village Dhamlawas in district Rewari.

Polytechnics Funded by Central Govt.

8.54 The Government of India has sanctioned seven Polytechnics in unserved/underserved districts for which grant of ₹ 12.30 crore for each Polytechnic is being provided by the Ministry of Human Resource Development, Government of India. The construction work of

remaining five polytechnics is in progress at Hathnikund (Yamuna Nagar), Umri (Kurukshetra), Jattal (Panipat), Dhangar (Fatehabad) and Nanakpur (Panchkula). The construction work of Govt. Polytechnic, Hathnikund, Umri, Jattal and Dhangar is on completion stage and likely to be made functional from the academic session 2016-17. Stetting up of one new Govt. Polytechnic at Sadhaura in district Yamuna Nagar is under construction in the scheme - Multi Sectoral Development Programme of Ministry of Minority Affairs, Govt. of India. 1st installment of ₹ 250 lakh has already been released.

8.55 New initiatives for skill development in the State are as under:-

i) Integrated Skill Development Scheme

Integrated Skill Development Scheme (ISDS) of Ministry of Textiles, Government of India is being implemented in the State by Technical Education Department with a target to train 20,000 persons in the Textile Sector namely; weaving, spinning, knitting, garments, dyeing/ block printing/embroidery, textile design and handloom/ carpet etc. in seven districts namely; Panipat, Bhiwani, Hisar, Faridabad, Gurgaon, Ambala and Rohtak.

ii) Haryana Skill Development Mission

Haryana Skill development Mission (HSDM) in society mode has been established in May, 2015. Mission would be the single point of contact within the Government to formulate and steer various skill development schemes/projects and will bring necessary synergy, oversight and effective co-ordination in the implementation of the skill development schemes across the departments. The mission will monitor and coordinate ongoing skill schemes in the State and integrates efforts of various departments of the State and Central Government organizations engaged in providing skill development training and make available employment oriented and placement linked training in vocational skills to the beneficiaries of the State with special focus on Women, SCs/BCs, Minorities, school dropouts, prison inmates, differently abled persons, persons employed seasonally or in unorganized sector and persons Below Poverty Line.

INDUSTRIAL TRAINING

8.56 The Industrial Training Department through a network of 147 Govt. Institutes (114 co-ed Govt. Industrial Training Institutes, 33 Govt. Industrial Training Institutes for women), 190 Private Industrial Training Institutes (7 Institute Non-functional during 2015-16), 7 Govt. Teacher Training Centers, 2 Private Teacher Training Centers are presently providing certificate courses to about 84,426 trainees (Govt. 55,764 + Pvt. 28,662) in the State. These institutes are not only supplying skilled craftsmen to the industries but also generate avenues for self-employment.

8.57 147 Govt. Industrial Training Institutes with a seating capacity of 55,484 are working during the year 2015-16. Out of these, 33 Industrial Training Institutes are exclusively for

women and in the remaining co-education ITIs, 30 percent of the total seats are reserved for girl's trainees in all trades. Also 7 Govt. Teacher Training Centers with seating capacity of 280 trainees are functioning in the State to impart Training to Teachers in Women oriented trades which are being run at Ambala City, Rohtak, Bhiwani, Jind, Narnaul, Sirsa & Faridabad. 2 Private Teacher Training Centers, with seating capacity of 40 trainee each and 190 Private Industrial Training Institutes having seating capacity of 28,622 trainees are also functioning. No tuition fee is being charged from women trainees in Govt. institutions.

8.58 To make the training relevant and accountable to users, 64 Govt. ITI's have been adopted by 32 industries for up-gradation. 71 Societies have been constituted covering 78 Govt. ITI's to provide them functional, financial and managerial autonomy.

8.59 Under 'Skill Development Initiative (SDI)' scheme of DGT, GOI through Modular Employable Skills (MES), 230 Vocational Training Providers (VTPs) have been registered to impart training to school drop-outs in various Sectors/Modules. 62,549 candidates have undergone training under this scheme till date.

8.60 Govt. of India has approved setting up of Institute for Training of Trainers (ITOT) at Rohtak under World Bank assisted Vocational Training Improvement Project (VTIP) to conduct courses under semester pattern of Crafts Instructors Training Scheme (CITS) in 2013. Govt. ITOT Rohtak has started functioning and admissions have been made in the institute in September, 2015 in 3 trades. The seating capacity of the institute is 120 trainees per semester.

INFORMATION TECHNOLOGY

8.61 State of Haryana has aligned its vision with the three focus areas of the Digital India Programme which are Digital Infrastructure as a Utility to every citizen, Governance & Services on demand and Digital Empowerment of citizens.

8.62 Digital Infrastructure and Services

i) Haryana State Wide Area Network (SWAN)

Under this network, State Headquarter has been connected with all the District Headquarters, Blocks/Sub-Divisions/Tehsils/Sub-Tehsils, Haryana Civil Secretariat and Haryana Bhawan, New Delhi for providing facilities such as Inter and Intra data transfer/sharing voice over Internet Protocol, Video etc. Beside this, 1,239 offices of various departments have been connected horizontally.

ii) State Data Centre (SDC)

34 applications of various Departments/Organizations and e-District projects have been hosted on Data Centre. To overcome lack of space and computing requirement, Cloud Concept has also been introduced. Haryana cloud was declared live on July, 2014 with IVIS application. 30 virtual machines of various departments have been provisioned.

iii) National Optical Fiber Network (NOFN)/BharatNet

Under this project, all the Gram Panchayats are to be connected on optical fiber for delivery of G2C and C2G services through citizen services centres being established all across the State. Till date PLB duct laying work has been completed in 2,956 Gram Panchayats and OFC laying work has been completed in 2,561 Gram Panchayats. We hope to ensure internet access in 691 villages by 31st March 2016. To ensure proper utilization of high bandwidth provided by NOFN, we are terminating the OFC in our schools and Gram Sachivalayas. We are also locating our CSCs in the Gram Sachivalayas so that we can benefit each citizen. 10 Gram Panchayats in the Faridabad district have already been tested and ready for operational launch.

iv) Common Service Centres (CSCs)

2,153 no's of CSCs have been established. On 2.5.2015, Haryana launched 22 e-Governance services through CSCs that have been the culmination of the joint efforts by the NIC and the State IT Department. These services pertain to the departments of Revenue, Urban Local Bodies and Health covering various Certificates, Birth & Death related services. Around 100 B2C services are also being delivered through CSCs. Haryana has a target to establish 6,083 CSCs i.e. one in each Gram Panchayat by financial year 2016-17.

v) Permanent Enrolment Centre

100 & Aadhaar saturation has been achieved as per Census 2011 population. 95.05 percent of State Residents have been enrolled for Aadhaar based on the estimated population of 2015. 375 Permanent Enrolment Centres have been established in the State and are being operated by District IT Societies.

vi) e-District Project

11 services of Revenue, 9 services of Birth and Death are being delivered through CSCs. Now the state is ready with additional 75 e-Services of 17 departments for delivery through CSCs/State Portal/Departments' on-line portals in self-service mode. These include services of election department, electricity bills, Social Justice and Empowerment, revenue court cases, Agriculture department, Rural Development, Forest, Horticulture, PHED, Police, Science & Technology department, Fisheries, Sports & Youth Affairs, Food & Supply, Horticulture, Finance, Haryana Board of School Education and Excise & Taxation departments.

vii) State Portal and Service Delivery Gateway (SSDG)

About 35 electronics services of various departments are planned to be roll out through this Gateway.

viii) UIDAI Data Centre

The HSIIDC has allotted a 5 acre plot to the UIDAI for establishment of the UIDAI Data Centre at IMPT Manesar, Gurgaon. The UIDAI Data Centre has been established and is operational.

ix) e-Governance Applications

During the recent past, various new applications like CM Window-CM Grievances Redressal System, Haryana, CM Announcements Monitoring System, Revenue Court Cases Monitoring System, e-Stamping in Property Registration Work, e-Registration System (Web Enabled AMS- HARIS), On-line Jamabandies, Aadhaar Enabled Jeevan Pramaan Patra (life Certificate), CM e-Dashboard for Monitoring KIIS, Mobile App for CM Window, State Portal of Haryana, e-Ticketing System, Integrated Web Portal of ULB with on-line citizen services, Haryana CM Web Portal SIGMA-

Small Interface for e-Governance through Mobile application, Online Filling of Entrepreneurs Memorandum (1&11), Harsamay- Police Citizen service Portal, Beti Bachao Beti Padhao Abhiyan, CM Engagements Management system, e-PMS (Projects Management Systems) have been developed and running successfully in the State. State has also won the Award on e-Payment, e-Pension, e-Salary, e-Disha and Birth and Death Certificate Projects.

8.63 Other Initiatives

i) Brown –field clusters under M-SIPS

The areas of District Gurgaon, Bawal Tehsil and Dharuhera Sub-Teshsil of Rewari District, Panchkula District (including Barwala Block and other Ind. Area), District Faridabad, District Palwal, Ambala District, Yamunanagar District, Jhajjar District and Sonapat (All Industrial Areas including Kundli and Rai Area approved by the State Government or its local authority) have been notified as Brown –field Electronics Manufacturing Clusters.

ii) IT Parks

The HSIIDC has developed infrastructure for Technology Park/Electronics Hardware Technology Park to promote IT Sector as four locations i.e Panchkula, IMT Manesar, Kundly and Rai in Sonapat in Haryana.

iii) Private IT Parks/SEZs

The Government (in Town and Country Planning Department) has granted licenses to 46 proposals land area 387 acre and project investment to ₹ 11,400 crore for establishment of IT/Cyber Parks at various places in the State. In addition to above, 6 SEZs in IT/ITES Sector are functioning at various locations of the state.

iv) Setting up of STPIs

STPI Gurgaon is ready for inauguration. Further, looking at the present scenario of growth of IT and IT Enabled Services Industries in the State, the department has initiated steps for setting up of STPI (Software Technology Parks of India) at Panchkula, Rai and Rohtak. Step for setting up of STPI at Panchkula has been initiated.

v) Indian Institute of Information Technology (IIIT)

An Indian Institute of Information Technology (IIIT) is being set up at Killohrad village in Sonipat District. The capital cost of IIIT has been identified as ₹ 128 crore to be contributed in the ratio of 50:35:15 by the Central Government and State Government, and the Industry Partners (HARTRON AND HSIIDC) respectively. MOU has been signed and sent to Government of India for their signature.

vi) E-Education Centre

Hartron is regularly conducting specialized Appreciation Course in Computers for officials of Haryana Government, Boards and Corporations at its Corporate Office through its 80 e-education Centres throughout the State. Till date more than 90,000 candidates have been trained by Hartron and more than 35,000 Government Employees have been trained by IT Department.

vii) Authorized Learning Centre

Haryana Knowledge Corporation Limited (HKCL) has established 205 Authorized Learning Centres and 500 more Authorized Learning Centres are targeted to be set up during the year 2016-17.

viii) Digital Empowerment of Citizens

As per digital India Vision of Digital Empowerment of Citizens, it is envisaged to provide IT Training to all the citizens in the age group of 18 to 65 years. The initiative shall be managed through CSCs and through reputed agencies like CSC-GOV, HKCL, Hartron work stations. It is envisaged to train 50 lakh citizens in next five years, out of which 10 lakh is to be trained in the year 2016-17 for which a budget provision of ₹ 10,000 lakh is being made during the year 2016-17.

ix) IT Lab at Districts Level

There is a Plan to set up IT Labs at District Level. These Labs shall be used exclusively for Computerisation/Digitalization of Data, Aadhaar Seeding, Basic Computer Training, Application Software Oriented Training, G2C Services Training to VLE/ULE & District Stakeholders and NDLM Programme for Anganwari/ASHA/RD etc. These Labs shall also be used for conducting various exams being conducted by HARTRON, Technical Education, Education Board, Bhiwani etc.

x) Specialized Labs

Under the skill up gradation programme for more jobs placement opportunities, it is envisaged to set up at least four specialized Labs in the field of Fiber Optics, Robotics, IOT (Internet of things) in the State under Electronics System Design and Manufacturing scheme.

8.64 Special Initiatives

i) Electronics & ICT Academy

There is a plan to set up an Electronics & ICT Academy in the State at NIT, Kurukshetra to improve the skill of faculties working in Colleges and Technical Institutions of Haryana. Director NIT, Kurukshetra will prepare a detailed proposal in this regard for onward submission to Government of India for their approval.

ii) Scheme for 'Skill Development in Electronic System Design and Manufacturing(ESDM) for Digital India'

Scheme has been initiated by DeitY with NIILIT as Project Management Unit. 3,000 persons were to be trained by 31st March, 2016 in around 64 courses in IT/ITES, Electronics and Telecom sector. 1,205 targets have already been allotted to Training Partners. State has designated Hartron as SIA (State Implementing Agency) for the scheme.

iii) National Digital Literacy Mission (NDLM)

Under digital literacy mission, NDLM programme has been launched to provide IT literacy to the one citizen of each household. Haryana has registered 1,32,371 citizens for this programme.

iv) Start-up Warehouse

IT department is in process of setting up of innovation campus at Gurgaon in collaboration with NASSCOM. MoU has been signed on 29.7.2015 with NASSCOM for setting up of Start –up Warehouse for Young enterprising entrepreneurs to kick start the projects in Hartron, Gurgaon.

v) State Resident Database (SRDB)

The initial version of the project is operational and has about 1.58 crore Citizen Records from the Aadhaar repository. About 20 e-Services of Revenue, Urban Local Bodies and Health Department have been integrated with the SRDB.

vi) State Resident Data Hub (SRDH)

In the meantime State Resident Data Hub (SRDH) has been set up. Presently, SRDH has 1.44 crore records and SRDH is current with UIDAI data upto July 2015. SRDH database is being used to perform seeding operation for various departments (Election, Education, Social Justice and Food Supplies Departments) and a web service based resident lookup for Food supplies department has been developed to enable the search of residents demographic and photo by passing their UID number.

vii) Information Security Management Office

A comprehensive InfoSec Policy is being prepared for the State, for which Information Security Management Office (ISMO) has already been set up. A small dedicated team of security specialists have been engaged in carrying out Vulnerability Analysis (VA) and Penetration Testing (PT) on a continuous basis for 30 IT Assets of the State. There is plan to cover all the IT assets of State within one year. There is also plan to set up a Security Operations Center (SOC) for real time monitoring of security events and gathering threat intelligence both from preventive and remedial perspectives.

viii) Incubation Centers

It is plan to set up one Incubation Centre at each University. 7 Incubation Centres are proposed to set up at the cost of ₹ 30 lakh each in 7 Universities.

Mobile Application Development Center

With IAMAI (Internet and Mobile Association of India) a Mobile development centre including skill training centre is at advance stage for signing of an MOU.

ix) IT Cadre

The State is giving great emphasis on promotion of e-Governance projects and IT Applications in the Government offices/Boards/Corporations/Institutions to bring about efficiency, transparency in the delivery of public services. In view of this, it has been proposed to create an IT Cadre in the State for smooth implementation and sustenance of e-Governance Initiatives in the State.

x) IT Policy

State is in process to prepare a new Policy on Electronics, Information and Communication sector.

xi) Golden Jubilee year

IT Department has selected five top projects/schemes/programs to be launched/implemented for the period of November, 2015 to November, 2016. These projects are- Digital literacy, SRDB, NOFN, CSCs, e-office, e-Governance/services and New IT Policy.

Software Export

8.65 During the year 2012-13, Software exports from Haryana was estimated 6 percent of total national exports of ₹ 4,10,999 crore (excluding IT/Electronics Hardware Exports) as per NASSCOM. For the year 2013-14, it is estimated that Haryana contributes to about 6 percent of the total export from India, Haryana share is therefore estimated to be USD\$ 5.2 Billion.

Employment in IT Sector

8.66 The State currently accounts for 6.8 percent of the employment in the IT Sector throughout the country.

SCIENCE AND TECHNOLOGY

8.67 The Department of Science and Technology, since its inception in 1983, has been instrumental in promotion of science and technology in the State. It has two agencies viz., Haryana State Council for Science and Technology and Haryana Space Application Centre, Hisar working under its aegis. The Department of Science & Technology has taken a number of initiatives to promote the basic sciences in Haryana and to attract more meritorious students towards opting basic science subjects and make it as their career. The major schemes are as under:-

- **POSE Scholarship Scheme**

Under this programme, the department is providing attractive scholarships of ₹ 4,000 p.m. for B.Sc and ₹ 6,000 p.m. for M.Sc. students to top 100 students each of above said classes selected on the basis of merit. Earlier this scheme was for B.Sc (Honors) students but from 2013-14 the scheme has been change for B.Sc (Medical/Non-Medical) students. This scheme was started from the year 2009-10 and till date 1,099 students have been granted scholarships about ₹ 11.87 crore.

- **Haryana Science Talent Search Scheme**

Under this scheme, there is a provision to provide scholarships to top 1,000 students (500 students of Haryana Board schools and 500 students from CBSE/ICSE schools) on the basis of NTSE (National Talent Search Examination) stage-I examination for the students of 10th class. Scholarships of ₹ 1500 per month will be provided to the students of Science stream during 11th and 12th classes. The scheme has been revised recently and will be implemented from next year.

- **Fellowship Scheme for Ph.D Scholars:**

The fellowship programme is based on National Eligibility Test conducted by CSIR twice in a year. An amount of ₹ 12,000 per month for the first two years and ₹ 14,000 per month for the third year onwards upto a maximum of five years with annual contingency grant of ₹ 20,000 is provided to the research students of sciences. The scheme was started from the year 2009-10. 90 students have been offered fellowships under this scheme till date.

8.68 In order to popularize and disseminate knowledge in astronomy in the State, the Department has set up a planetarium with a total cost of ₹ 6.50 crore at Kurukshetra in the memory of late astronaut Kalpana Chawla. During 2015-16, this centre has been visited by about 1.15 lakh visitors and has earned a revenue of ₹ 25.71 lakh.

8.69 The Centre has well equipped plant tissue culture laboratories and is engaged in the multiplication of elite germplasm of several crops through tissue culture. The Centre has also earned a name by multiplying elite germplasm of Guava, Aloe vera, Sarpagandha, Stevia, Banana, Gladiolous, Bamboo, Eucalyptus, Chlorophytum, Dahlia, Potato, Jojoba, Strawberry, Mehendi, Sugarcane and other species through tissue culture. During the year 2015-16, CPB, Hisar progressed in all areas of its activity. The Govt. of India projects are running as per the timeline and one new research project has been sanctioned to centre. The tissue culture work has been going on as per the orders received. The main activities of this centre are as under:-

- Phenotypic, Chemotypic & Genotypic Characterization and Multiplication of some Medicinal Plants (*Rauwolfia serpentina*, *Glycyrrhiza glabra* and *Andrographis paniculata*).
- Thirty four Graduate and Post Graduate students (Biotechnology) of various institutes obtained training from CPB in Plant Tissue Culture and Biotechnology.
- The centre sold tissue culture raised plants of sugarcane, banana, bamboo, stevia, aloe vera as per requirement of user departments.
- Construction work of Trainees hostel is under progress.
- One week training on Demonstration of Plant Tissue culture techniques was organized for 20 school, college/university teachers by CPB, Hisar.
- Farmers, Entrepreneurs, Forest officers and Agriculture departments visited CPB time to time for obtaining information and training on Plant Tissue Culture and Molecular biology Techniques.

8.70 Haryana Space Applications Centre (HARSAC) has been established as an autonomous body under Department of Science and Technology, Haryana in the year 1986. The mandate of HARSAC is to harness the potential of space technology for the developmental planning of the state. Since its inception, it has been involved in the mapping, monitoring and management of natural resources, environment and infrastructure in the State. It has also been notified as a nodal agency for all the activities related to remote sensing, GIS and GPS in the state. Till date it has completed 135 projects and 25 projects are currently ongoing. Presently, Following are the major projects being currently implemented at HARSAC are as under:-

- (i) Forecasting Agricultural output using Space, Agro-meteorology and Land Based Observation & National Agricultural Drought Management System (FASAL & NADAMS).
- (ii) Area Estimation of Rice Stubble Burning in 10 Major Rice Growing Districts of Haryana (2014).
- (iii) Forecasting Agricultural output using Space, Agro-meteorology and Land Based Observation (FASAL-RD).
- (iv) Space based Information Support for Decentralized Planning (SIS-DP).
- (v) Development of Sustainable Land Use Plan of Haryana.
- (vi) Modernization of Land Records under NLRMP in Haryana.

- (vii) Cadastral mapping for all Colonies in the MC Limits of Gurgaon Town
- (viii) Project UDAAN for Sohna (Greater Gurgaon).
- (ix) Delineation of Natural Conservation Zone (NCZ) by each participating state of National Capital Region.
- (x) Cadastral mapping for all Colonies in the MC Limits of Rohtak Town.
- (xi) Desertification Status Mapping (Cycle II):-
 - Mapping on 1:500,000 scale (Entire State).
 - Mapping on 1:50,000 scale (Bhiwani and Sirsa Districts).
- (xii) Digitization of Forest Boundaries in Haryana.
- (xiii) National Land Use Land Cover Analysis-Second Cycle.
- (xiv) Development of Haryana Spatial Data Infrastructure (HSDI).
 - ISRO-NNRMS sponsored training programmes.
 - Two weeks special course on “Remote Sensing and Geographical Information system” for Geography teachers of KV, NVS and CBSE affiliated schools.
- (xv) M.Tech. (Geo-informatics) Programme in collaboration with GJU S&T, Hisar.

HEALTH AND WOMEN & CHILD DEVELOPMENT

Government of Haryana is committed to provide quality health care to all citizens. The Health Department has been constantly upgrading itself in terms of infrastructure, human resource, equipment, drugs etc. Haryana Health Department is responding to the health needs of all categories of its populace including infants, children, adolescents, mothers, eligible couples, the elderly in addition to the sick and trauma victims. Also, there is a constant endeavour to keep communicable and non-communicable diseases in check and to have strong systems of recording reporting and planning.

Health Infrastructure

9.2 At present, health services are being provided through a network of 58 Hospitals, 119 Community Health Centers, 485 Primary Health Centers, 2,630 Sub-Centers, 7 Trauma Centers, 37 Urban and Rural dispensaries, 107 Urban Primary Health Centers. In addition, 11 Polyclinics, 4 Dispensaries and 11 Urban Health Centres have been operationalised.

National Health Mission (NHM)

9.3 This program was launched in 2005 as National Rural Health Mission, is presently known as National Health Mission, the first phase of NHM (2005-12) ended on 31st March, 2012. The second phase of NHM (2012-17) started from 1st April, 2012. The sharing pattern was in the ratio of 75:25 (Centre and State Govt.) respectively till 2014-15 and from 2015-16 the sharing pattern is now in the ratio of 60:40 (Centre and State Govt.) respectively. The State has made significant progress during the 1st phase of NHM. The Maternal Mortality Rate of Haryana was 186 in 2004-06 which has reduced to 127 (SRS 2013). The Infant Mortality rate which was 61/1000 (SRS 2002) has now reduced to 41/1000 (SRS 2013). The TFR has declined from 3.0 (SRS 2002) to 2.1 (SRS 2014). The Institutional delivery which was 23 percent in 2004 has increased to 84.2 percent (CRS 2013-14). Present status and targets for 12th Five Year Plan is given in **Table 9.1**.

Table: 9.1- Present Status and Targets for 12th Five Year Plan.

| INDICATOR | 2005 | 2014 | 2017 Targets |
|------------------------|------------------|-------------------------|--------------|
| IMR | 60(SRS 2005) | 41 (SRS 2013) | 28 |
| NMR | 35(SRS 2005) | 28 (SRS 2012) | 23 |
| MMR | 186(SRS 2004-06) | 127(SRS 2011-13) | 80 |
| Sex Ratio | 795(SRS 2004-06) | 876 (CRS DECEMBER 2015) | 950 |
| Institutional Delivery | 32% | 89.1% | 100 |
| TFR | 2.8 (SRS 2005) | 2.1(SRS 2014) | 2.0 |

Source: Health Department, Haryana.

Child Health & Immunization

9.4 State is focusing on improving the child health services to reduce the Infant Mortality. Infant Mortality Rate (IMR) has dropped from 61 in Haryana (SRS 2005) to 41 as per SRS 2013. For continuously reducing the deaths in newborns and bringing it down upto 30 by 2015, the following are the most important initiatives:-

- **Janani Shishu Suraksha Karyakram (JSSK)**

Janani Shishu Suraksha Karyakram (JSSK) is the national initiative to guarantee zero expenditure treatment of sick new born in public health institutions along with the provision of free transport, free drugs, free consumables, free diagnostics and free provision of blood.

- **Facility Base Newborn Care (FBNC)**

22 Special Newborn Care Units (SNCUs) have been planned to establish in the State out of which 20 SNCUs have been established in District Hospital of various districts. 66 New Born Stabilizing Units and 318 New Born Care Corners (NBCC) have been established in the districts at various health facilities.

- **Home Based Post Natal Care (HBPNC)**

ASHA under this scheme does the home visits, before and after the delivery for the care of the mother & newborn and promptly refers sick mother/newborn to health facility, if required. For the same, State has launched HBPNC on-line software and has also ensured availability of ASHA Drug Kit & HBPNC Kit to all trained ASHAs. In the year 2015-16 (April to Nov., 2015), total 1,61,457 families were provided home visits by ASHAs. During these visits 7,729 new borns and 3,551 mothers with danger signs were identified and referred to different health facilities under HBPNC Programme.

- **Immunization**

As per WHO Monitoring, evaluated coverage of fully immunized children in the State of Haryana as per DLHS-IV is 52 percent. However, as per concurrent evaluation by PGI fully immunized coverage is 74 percent and as per WHO monitoring data, it is 72 percent up to November, 2014. As per UNICEF “Rapid Survey on children (2013-14)” fully immunized children in the State is 70.7 percent.

Maternal Health

9.5 The maternal mortality rate in State has declined over the years and the MMR of Haryana vis-à-vis India as per SRS as given in **Table 9.2**.

Table: 9.2- Comparison of Maternal Mortality Rate with SRS India.

| MMR (Maternal Mortality Rate) – SRS | | |
|-------------------------------------|---------|-------|
| Year | Haryana | India |
| 1999-01 | 176 | 327 |
| 2001-03 | 162 | 301 |
| 2004-06 | 186 | 254 |
| 2007-09 | 153 | 212 |
| 2010-12 | 146 | 178 |
| 2011-13 | 127 | 167 |

Source: Health Department, Haryana.

- **Increasing no. of 24x7 Delivery Point**
RCH-II/NRHM visualized the concept of operationalizing PHCs and other Health Facilities (Sub-centres) etc. as 24x7 by provision of additional trained staff and other logistics so that the delivery facilities are available to the patients in the vicinity.
- **Janani Shishu Suraksha Karyakram (JSSK)**
Free services (Deliveries, Caesarean, and Investigations etc.) under Janani Shishu Suraksha Karyakram (JSSK) are provided.
- **Janani Suraksha Yojana (JSY - GOI)**
JSY Scheme is a conditional cash transfer scheme in which the following incentives are paid to the BPL mothers on delivery. Total ₹ 700 are paid to beneficiary for delivery at rural institution, ₹ 600 for delivery at urban institution and ₹ 500 for delivery at home.
- **Janani Suraksha Yojana (JSY - State)**
This scheme was launched in April, 2008 under the State Plan. Under this scheme an assistance of ₹ 1,500 is given to each pregnant woman belonging to SC/ST families for delivery in the health institution, it may be in Govt. or Private health institution. The payment to the delivered women is given as one time payments of ₹ 1,500. Even for a pregnant SC/ST woman coming directly for delivery to the institution without any prior antenatal check-up, full payment of ₹ 1,500 is being made.

Mukhya Mantri Muft Ilaj Yojana (MMIY)

9.6 The scheme was introduced in January, 2014. The idea behind this project is to make basic healthcare available to common man and to reduce the out of pocket expenditure.

- Free secondary level surgeries at all Government Health institutions including Government Medical Colleges of Haryana to the residents of Haryana.
- Around 231 different types of surgeries are being provided free to the residents of Haryana. For non residents of Haryana, the Surgery Package Program shall continue to run.
- Free drug supply of essential medicines, as per Essential Drug List, to all patients in OPD/IPD/Emergency.
- Free Basic Laboratory investigations to all patients- A total of 69 various Laboratory investigations are being offered free. Out of these, a minimum of 30 Laboratory investigations are assured free at each District Hospital of Haryana.

- Free diagnostic services like X-Ray, Ultrasound and ECG to all patients.
- Free referral transport/ambulance services to all.
- Free Indoor treatment services.
- Free Dental Treatment- A total of 21 different types of dental procedures are being offered free to all patients. Out of these, 18 procedures are assured free at each District Hospital of Haryana and PGIDS Rohtak.

Family Welfare Program

9.7 The Family Welfare Program is being implemented as Community Needs assessment approach where the demand of the community and quality of services is the driving force in making this program a peoples' program. With persistent efforts in the field of population control birth rate in Haryana which was 42.1 per thousand in 1971 has been brought down to 21.8 per thousand in 2011 (SRS). The decennial growth rate of State as per current census is 19.9.

Total Fertility Rate

9.8 According to SRS 2014, Haryana has a TFR of 2.1. TFR depends on various factors i.e. use of sterilization and family planning techniques, socio economic conditions, education, awareness etc. And also depends on quality of acceptance. If couples with lesser number of children i.e. upto 2 children make use of contraception, it will have a good impact upon TFR. There has been a progressive increase in the usage of sterilization as a contraceptive measure by this group over the years.

AIDS

9.9 Concerted and sustained efforts are being taken by Haryana State AIDS Control Society by spreading the awareness about HIV/AIDS and providing care and treatment to HIV positives through services delivery facilities at all district and sub district through 99 Integrated Counselling & Testing Centres (ICTCs), 89 Facility Integrated Counselling & Testing Centres (FICTCs), 30 Designated STI/RTI Clinics, 80 Blood Banks, 17 LACs and 1 ART centre.

PNDT/Sex Ratio

9.10 In Haryana, we are grappling with problem of skewed sex ratio since time immemorial. Although, State has made tremendous improvement in the fields of infrastructure, IT, education and housing etc. but still we have to do a lot to improve the skewed sex ratio in Haryana. This is not only health problem but a social problem also. Health Department has intensified its campaign to curb illegal centres/doctors involved in sex selection throughout Haryana 23,043 inspections, 533 registrations suspended/cancelled, 357 centres were sealed up to December, 2015. Steep increase in Interstate Raids in Punjab (3) UP (4) Delhi (4) by border District Appropriate Authorities along with 6 inter – district raids and 23 intra districts in last one year, which lead to 38 FIRs and 29 Court Cases in last 9 months April, 2015 to

December, 2015). With all these efforts, sex ratio at birth has improved by 5 points from 871 in December, 2014 to 876 in December, 2015. However, four districts have sex ratio more than 900, 15 districts have sex ratio between 850-900 and two districts are below 850 (Mohendergarh – 818 and Rewari – 824) in December, 2015 as per CRS data.

AYUSH

9.11 Ayurveda, Yoga and Naturopathy, Unani, Siddha and Homeopathy (AYUSH) Systems of Medicine have age old acceptance among various communities in India. They are time tested and validated by thousands of years of use during which they have played role in prevention and mitigation of diseases. AYUSH Systems of Medicine has an important role in the prevention and management of many life style related chronic ailments where modern medicines are not so successful. With the increase in the number of life style disorders, there has been a resurgence of interest in the AYUSH Systems of medicine both globally and within the country.

9.12 Mission of AYUSH Department, Haryana is to provide health care services through Institute of Indian Systems of Medicine and Research, Panchkula (IISMR), 3 Ayurvedic Hospitals, 1 Unani Hospital, 6 Ayurvedic Prathmic Swasthya Kendras, 458 Ayurvedic Dispensaries, 18 Unani Dispensaries and 19 Homoeopathic Dispensaries to the people of the state and to provide the Ayurveda Education through Ayurvedic Colleges.

9.13 Under National Health Mission Medical facilities at AYUSH Wings (Panchkarma/Ayurvedic/Homeopathic/Yoga facilities) in 21 districts Hospitals, 92 Community Health Centres and 100 Primary Health Centres (72 Ayurvedic, 24 Homeopathic and 4 Unani) are provided by 232 AYUSH Medical Officers (88 Ayurvedic, 124 Homeopathic, 16 Yoga and 4 Unani), 185 Paramedical Staff and 66 other staff.

9.14 Major Activities/Achievements of AYUSH

- 21st June 2015 was celebrated as International Yoga Day in the State. A State level function was organized at Karnal. Acharya Bal Krishan, Swami Gyananand from Patanjali Yog Peeth and other dignitaries were present at this occasion. Approximately 30,000 people participated in this State level function. International Yoga Day was also celebrated at District level and Block level.
- To Promote Yoga and Ayurveda in the State, Yog Rishi Swami Ram Dev has been nominated as Brand Ambassador for the State. A felicitation ceremony was held in Rai Sports School, Sonapat on 21.4.2015 and a memorandum of understanding was signed with Patanjali Yogpeeth, Haridwar in this regard.
- A four day State level Arogya Fair was organized from 20-23 February, 2015 to make people aware of the AYUSH Systems and to show case the achievement/activities of the department.

- The construction work of the building of Drug Testing Laboratory and Govt. Ayurvedic Pharmacy has been completed in the Campus of Shri Krishna Govt. Ayurvedic College, Kurukshetra.

ESI HEALTH CARE

Employees State Insurance Scheme

9.15 ESI Health Care, Haryana is providing comprehensive medical services and facilities under Employees State Insurance Act, 1948 to 15.60 lakh Insured Persons (IPs) and their family members through 7 ESI Hospitals (4 State ESI Hospitals + 3 ESIC Hospitals) and 75 ESI Dispensaries including three Ayurvedic Units & one Mobile Dispensary, located in 20 districts of the State. State Govt. provides primary and secondary healthcare to insured persons and their families. Tertiary healthcare (Super Specialty Treatment) is also being provided by ESI Health Care, Haryana through private hospitals (empanelled by Employees State Insurance Corporation).

9.16 The major achievements for the year 2015-16 are as under:-

- IMP System has been implemented in Shahabad (Kurukshetra) and Charkhi Dadri (Bhiwani) to provide medical facility to insured persons & their families and medical services are being delivered to them.
- The Government has started giving increased uniform/washing allowance to the nursing staff working in ESI dispensaries and hospitals from ₹ 700 to ₹ 1,150 per month w.e.f 3.7.2015.
- Two Private Charitable Hospitals have been empanelled to provide Secondary Care to insured persons of Ambala region and their families at CGHS rates on cashless basis and the delivery of medical facilities/services has been started to insured persons and their families.
- Revolving fund meant for reimbursement of medical bills of insured persons, which was controlled by ESI Corporation, has been stopped. Secondary Care medical bills of insured persons of Haryana are being disbursed to the insured persons at Dispensary Incharge-cum-DDO level, after the necessary approval, w.e.f. 1.6.2015 under ESI Scheme in the Department, which saves a lot of time.

MEDICAL EDUCATION & RESEARCH

9.17 The Directorate of Medical Education and Research had been carved out of the Health Department as a separate Directorate on 8th January, 2009 under administrative control of the Department of Health & Medical Education. Subsequently, a separate Department of Medical Education & Research was established vide Govt. Notification dated 4th September, 2014 for establishment, up-gradation, expansion and regulation of medical education and research. The main functions of the Department are as under:-

- Regulate all schools, colleges and universities in Govt., semi Govt., autonomous and private sector relating to Health and Medical Education.
- Formulation of policies for ensuring quality Medical education.

- Administration and control of all Government schools, colleges, universities relating to Health and Medical Education.
- Regulation of admissions, fee matter and examination in private and Government, semi Government and Government aided and autonomous institutions functioning in Haryana.
- Arranging funds for development of medical education and research and encouraging investment through public Private Partnership.
- Mobilization of funds from Government of India/donor agencies etc.
- Mapping of human research needs.
- Initiating new schemes for promoting welfare of students and faculty in medical education & research.
- Issuing/renewal/cancellation of LOI, NOC or Essentiality Certificate regarding establishment of Medical Education Institutions under Central Govt./State Govt./Semi Govt./Autonomous organizations and in Private Sector.
- Inter-state and intra state coordination in the medical education sector.

9.18 The current status of the functional Institutes in the State is given in **Table 9.3**.

Table: 9.3– Functional Medical Institutes in the State.

| Institution | Govt. | Private | Total | Total Seats |
|------------------------|---|----------------------|-------|---------------------|
| Medical Colleges | 4 (1 ESIC Medical College under GOI) | 4 (1 Govt. Aided) | 8 | MBBS 850 P G 221 |
| Dental Colleges | 1 | 10 | 11 | BDS 960 MDS 252 |
| Ayurveda Colleges | 2 | 7 | 9 | BAMS 510 |
| Homeopathic College | - | 1 | 1 | BHMS 100 |
| Physiotherapy Colleges | 2 | 9 | 11 | BPT 575 MPT 189 |
| Nursing Colleges | | | | |
| ANM | 8 | 81 | 89 | 2703 |
| GNM | 3 | 79 | 82 | 3210 |
| B.Sc. | 1 | 30 | 31 | 1455 |
| M.Sc. | 1 | 5 | 6 | 133 |
| MPHW (M) | 2 | 17 | 19 | 1140 |

Source: Director of Medical education and Research, Haryana.

BPS Medical College for Women Khanpur Kalan, Sonapat

9.19 The total estimated cost of the Medical College and the Nursing College is approximately ₹ 584 crore. In the first phase, the Medical College for Women with 100 seats and attached 500 bedded hospital has been established at village Khanpur Kalan (Sonapat). The Hospital is fully operational and it is imparting services in all specialties in medical field. The MCI gave permission to admit 100 students for the academic session 2012-13 and the fourth batch was admitted during academic year 2015-16. A Nursing College along with other buildings like Residences, Portion of the Hospital, Hostel etc. will be constructed in the 2nd phase.

Shaheed Hasan Khan Mewati Govt. Medical College, Nalhar Mewat

9.20 The State Government has established a medical College in the remote area of Mewat District to provide quality health care and upgrade the health parameters of the people. The estimated cost of Medical College and Hospital, Dental College and Nursing College is ₹ 507 crore. In the 1st phase, 100 seated Medical College and a 500 bedded hospital has been established at an estimated cost of ₹ 389 crore. The Hospital is fully functional with both indoor and outdoor facilities with modern machinery and equipment. The Medical Council of India granted permission for admission of 100 students from the academic session 2013-14 and the third batch of MBBS was admitted this year. Budget for the current financial year 2015-16 is ₹ 88 crore.

Kalpana Chawala Medical College at Karnal

9.21 The State Govt. is establishing 100 seated Medical College in Karnal in memory of the famous astronaut, Kalpana Chawla. The Medical College will be having 100 MBBS seats and a new State of Art 500 bedded Hospital. The consultancy has been allotted to Hospital Services Consultancy Corporation (HSCC) India Ltd., Noida, a Govt. of India Agency on 25.9.2012. The Construction work is in full swing. The total project cost for establishing is ₹ 645.77 crore. Budget for the current financial year 2015-16 is ₹ 37 crore.

Kalpana Chawla Health University at Village Kutail, Karnal

9.22 The State Govt. has decided to establish a Health University as a Centre of Excellence on a piece of 100 acre of land being provided free of cost by Gram Panchayat village Kutail, District Karnal. The Centre of Excellence will have all the Specialty Departments in addition to Super Specialty departments offering Under Graduate, Post Graduate and Post Doctoral Courses. The proposed Health University will also have institutions offering para medical and nursing courses at Graduate and Post Graduate Level besides research activities. The Medical College of this university will be for 200 MBBS admissions with a State of Art, 750 bedded Hospital with all modern equipments and facilities.

Extension of All India Institute of Medical Sciences (AIIMS) New Delhi, (Phase II) at village Badhsa, District Jhajjar

9.23 The State Government has allotted 300 acre land for extension of AIIMS, New Delhi. The Outreach Outdoor Patient Department (OOPD) at the AIIMS-II became functional from 24.11.2012. It is proposed to establish a National Cancer Institute with 600 beds. It is also proposed to set up other specialized Centres/Institutes.

Establishment of New Govt. Medical College at Bhiwani

9.24 State Government is establishing a Medical College at Bhiwani, as Central Share Scheme under “UPGRADATION OF DISTRICT HOSPITAL TO MEDICAL COLLEGE”. 75 percent of the cost would be met by the Central Government and 25 percent by the State Government. A land measuring 79 Biga and 12 Biswa of Panchayat Land (Shamlet Land) of village Prem Nagar, Bhiwani-Hansi Road has been identified. The State Government signed the MoU and submitted it to Government of India. The Health Department has issued No Objection Certificate (NOC) to attach the existing District Hospital to the proposed Medical College.

Establishment of New Govt. Medical College at Jind

9.25 The State Government is proposing to establish a Govt. Medical College in district Jind with assistance from Central Govt. with proposal that 75 percent of the cost would be met by the Central Government and 25 percent by the State Government. The Deputy Commissioner, Jind has intimated that 20 acre of land has been identified for this purpose and a committee has been constituted to check the feasibility of the land for the said purpose and to submit the report for further action.

Establishment of AIIMS

9.26 Ministry of Health & Family Welfare, Govt. of India has proposed to establish two AIIMS institute in India under Pradhan Mantri Swasthya Suraksha Yojna. The State Govt. has requested Govt. of India to include Haryana in the proposal to set up AIIMS in the State. The State Government has identified a site of 200 acre in village Manethi in district Rewari for setting up AIIMS.

FOOD AND DRUGS ADMINISTRATION

9.27 The department of Food and Drugs Administration, Haryana has taken action against the menace of Hookah Bars serving tobacco molasses containing “Nicotine” to the youth of different parts of State and 34 prosecutions have been launched under Drug & Cosmetics Act, 1940 against such hookah bars serving tobacco molasses containing “Nicotine” are under trial in different courts of the State.

9.28 Frequent numerous joint raids were conducted on various outlets indulged in illegal sale of Schedule-H drugs containing Narcotics and Psychotropic Substances and are generally misused by the drug addicts and youth for the purpose of Medical Intoxication in the State. Drug Licenses of 599 Chemist Shops were

cancelled/suspended and more than 49 prosecutions were launched. In more than 30 cases under Narcotics Drugs & Psychotropic Substances, FIRs have been launched.

9.29 Department of Food and Drugs Administration, Haryana established “Food and Safety Appellate Tribunal” in the State under Food Safty and Standard (FSS) Act, 2006 by notifying District Session Court at Ambala and Gurgaon The State Government imposed Prohibition on Gutkha & Panmasala Containing Tobacco/Nicotine as Ingredients w.e.f. 15.8.2014 which is being enforced effectively. Huge quantities of food products containing tobacco/nicotine as ingredients were confiscated by the Department to curb its menace in the State.

9.30 Haryana became first State in the North India to start online sale licenses, Regular surveillance, sampling and inspection of sale and manufacturing units (total 9,848 inspections of sale units, 422 of mfg. units and 2,271 drug samples taken) helped in reducing incidents of substandard/spurious drugs as negligible. 49 prosecutions under the Drugs and Cosmetics Act launched against the offenders in this calendar year. Conviction achieved in 24 cases out of 38 decided cases.

PUBLIC HEALTH

9.31 In Haryana State, all the villages were provided with at least one safe source of drinking water by 31st March, 1992. Thereafter, the focus has been given to augment the drinking water supply infrastructure in the habitations. The status of drinking water in habitations is presently adjudged in terms of population coverage. During the current financial year, 248 identified habitations have been benefited with sufficient drinking water supply upto 31st January, 2016.

9.32 During the year 2015-16, a sum of ₹ 1058.24 crore has been provided under the State/Central Plan for rural/urban areas including 13th Finance Commission (₹ 81.89 crore), National Rural Drinking Water Programme and Desert Development Programme (₹ 170 crore), as well as National River Conservation Programme, as Central share (₹ 67 crore) except Economic Stimulus Package (₹ 77 crore). An expenditure of ₹ 733.71 crore has been incurred upto 31st January, 2016.

9.33 In order to accelerate the implementation of augmentation rural drinking water supply schemes, the State has been availing National Bank for Agriculture and Rural Development (NABARD) funding since 2000-01 under various projects. At present, 55 schemes approved by NABARD under RIDF- XV, XVI, XVII, XVIII and XIX having a

total cost of ₹ 456.40 crore are in progress. These includes two major projects costing ₹ 220.14 crores (excluding cost of land amounting to ₹ 68.81 crore), covering 118 villages and 34 dhanies, approved by NABARD for providing sustainable drinking water in the water parched area of Mohindergarh District, are in progress. One project for augmentation of water supply schemes in 42 villages of District Rewari, approved by NABARD costing ₹ 100.47 crore is also in progress. In addition to this, three projects, namely; augmentation of water supply schemes in 21 villages of District Hisar costing ₹ 20.14 crore, project for augmentation of drinking water supply schemes in 12 villages of District Sirsa costing ₹ 18.39 crore and a project for augmentation of water supply schemes in 41 villages of Loharu Constituency of District Bhiwani, costing ₹ 77.35 crore are also in progress. During the year 2015-16, there is a provision of ₹ 60 crore for NABARD schemes against which an expenditure of ₹ 39.91 crore has been incurred upto 31st January, 2016.

9.34 Under the Special Component Sub-Plan, drinking water facility is provided/ upgraded in the villages/bastis having majority of population of scheduled caste households by drilling additional tubewells, augmentation of existing canal based schemes, creating new canal based water works, constructing boosting stations, strengthening of existing distribution system, sewerage facility (urban area) etc. as well as maintenance of infrastructures created under Indira Gandhi Drinking Water Supply Scheme. During 2015-16, there is a provision of ₹ 50 crore under this programme. An expenditure of ₹ 34.89 crore has been incurred upto 31st January, 2016.

9.35 All the 80 big towns falling under the jurisdiction of Public Health Engineering Department have been provided piped water supply systems. During the current financial year 2015-16, there is a provision of ₹ 171.26 crore under State Plan and ₹ 5.00 crore under Special Component Sub-Plan component for improving drinking water facilities in the urban areas of the State, besides extending water supply facilities in approved colonies. An expenditure of ₹ 87.20 crore has been incurred upto 31st January, 2016.

9.36 As regards the sewerage system, major parts of 70 towns of the State have been covered with sewerage facilities, whereas work of providing sewerage system is in progress in 5 towns and yet to be taken up in 5 recently notified towns. During the current financial year 2015-16, the outlay for extension of sewerage facilities is ₹ 168.74 crore under State Plan and ₹ 9 crore under Special Component Sub-Plan component. Against this provision, work is being executed in uncovered areas of various towns besides constructing Sewage Treatment Plants. An expenditure of ₹ 105.41 crore has been incurred upto 31st January, 2016.

9.37 NCR Planning Board is providing financial support in the past, for improving the existing water supply and sewerage infrastructures in the National Capital Region. At present, water supply schemes are being improved in 4 towns namely, Sohna, Nuh, Pataudi, Farrukh Nagar and sewerage facilities in 3 towns, namely, Pataudi, Punhana and Hathin falling in National Capital Region having a total cost of ₹ 309.69 crore. Besides it, a project for storm water drainage scheme for Sonipat town has been approved by National Capital Region Planning Board having a cost of ₹ 21.72 crore. During the year 2015-16, a sum of ₹ 70 crore has been earmarked for implementation of works under this programme and an expenditure of ₹ 59.58 crore has been incurred upto 31st January, 2016.

9.38 Works on Phase-II of Yamuna Action Plan, amounting to ₹ 62.50 crore have been executed during the period 2004 to 2010. Master Plan, Feasibility Studies Report (FSR) and Detailed Project Reports (DPRs) for augmentation of sewerage including Sewage Treatment Plants (STPs) in towns, namely, Yamuna Nagar, Jagadhri, Karnal, Panipat, Sonapat, Faridabad and Gurgaon for population upto year 2040, have been got prepared through consultants and submitted to National River Conservation Directorate, Ministry of Environment and Forests, New Delhi for approval and financing under Yamuna Action Plan Phase-III. Out of these, 8 projects, two projects for Augmentation/Improvement of sewerage facilities and construction of sewage treatment plants for Sonipat and Panipat towns have been approved costing ₹ 88.36 crore & ₹ 129.51 crore respectively under National River Conservation Programme during July, 2012. The cost of this project is to be shared between Govt. of India and State of Haryana in ratio of 70:30. During the year 2015-16, a sum of ₹ 67 crore and ₹ 10.70 crore has been sanctioned under Government of India share and State share respectively and expenditure of ₹ 37.22 crore has been incurred uptill 31st January, 2016.

9.39 Under the Economic Stimulus Package, works for 100 percent coverage of water supply and sewerage in 14 towns of Haryana namely; Ambala, Assandh, Bhiwani, Charkhi Dadri, Ellenabad, Fatehabad, Hansi, Kaithal, Kalayat, Mohindergarh, Narnaul, Sirsa, Tohana and Uchana had been taken up during the year 2010 to 2013, costing ₹ 1,493.59 crore under Phase-I & Phase-II are in progress. In addition, Detailed Project Reports (DPRs) for augmentation of water supply and sewerage facilities in Ambala City, Fatehabad, Hansi, Tohana & Sirsa have been approved for ₹ 238.71 crore during the year 2014-15. During the year 2015-16, a sum of ₹ 77 crore has been earmarked under this project and an expenditure of ₹ 51.86 crore has been incurred upto 31st January, 2016.

9.40 Under the 13th Finance Commission Grants, a sum of ₹ 75.91 crore for improvement of water supply schemes in Shivalik area and Southern Haryana and a sum of ₹ 5.98 crore for

improvement of water supply in Mewat area has been revalidated in 1st supplementary, during the year 2015-16 and an expenditure of ₹ 38.01 crore has been incurred upto 31st January, 2016.

WOMEN AND CHILD DEVELOPMENT

9.41 The Women and Child Development Department, Haryana is implementing various schemes for the overall development and empowerment of children and women. The Govt. is committed to facilitate women to become economically and socially empowered, so that they contribute as healthy and equal partners to the fullest in safe and protected environment. The State Govt. is promoting social & economic empowerment of women and adolescent girls through various policies and programmes, institutional and legislative support spreading awareness about their rights and facilitating access to learning and supplementary nutrition for children (0-6 years) and pregnant & lactating mothers for enabling them to grow and develop to their full potential. A sum of ₹ 1,19,573.29 lakh is provided in the budget for the year 2015-16. A sum of ₹ 49,296.68 lakh has been spent upto December, 2015.

Beti Bachao Beti Padhao

9.42 'Beti Bachao Beti Padhao' (BBBP) Programme has been launched by Hon'ble Prime Minister on 22.1.2015 at Panipat with the objective to prevent gender biased sex selective elimination, ensure survival, education & participation of the girl child. 12 districts namely; Ambala, Kurukshetra, Kaithal, Yamunanagar, Sonapat, Panipat, Karnal, Mahendergarh, Rewari, Rohtak, Bhiwani and Jhajjar which are having imbalance of sex ratio have been selected. This programme has been extended to 8 more districts i.e. Jind, Hissar, Fatehabad, Sirsa, Faridabad, Gurgaon, Palwal and Panchkula also. State Govt. has taken various initiatives by organizing rallies and parcharyatras in which citizens from town and villages belonging to all caste and creed marched with the commitment to contribute in the campaign "Beti Bachao Beti Padhao". In the month of January the festival Lohri was celebrated as Lohri of girl child. This resulted in positive change in attitude on the birth of girl child in every village and town. Till now 25,350 Awareness Rallies with 4,36,280 participants, 3,93,510 celebration of Birth/Lohri of girl child, 2,271 Nukkad Natak with 2,44,625 participants, 15,204 Gudda-Guddi Boards showing number of birth registered during the month of and sex ratio of village, 1,989 Film Shows with 1,68,840 participants, 16,867 Prabhat Pheri with 2,07,785 participatns, 1,260 Puppet Shows with 51,058 Participants, 55,179 Health Camps/Baby Shows with 3,66,125 participants have been organized. Sanjhi Competitions with the logo of BBBP were organized. 81 Mascots who have established their name in Society by showing extra ordinary skills in the area if social work, cultural activities, sports and academic

have been identified. A sum of ₹ 208.12 lakh has been incurred on the implementation of this programme.

Haryana Kanya Kosh

9.43 Haryana Kanya Kosh has been launched on International Women's Day on 8th March, 2015 in the State. The said Kosh has been constituted for the welfare and development of girls and women of State. The funds will be administered by the Women & Child Development Department. ₹ 56 lakh has been deposited in the Bank Account of Haryana Kanya Kosh with Bank of India. The Haryana Kanya Kosh has been registered as a Society.

Aapki Beti –Hamari Beti

9.44 In order to curb the problem of declining sex ratio and to change the mind set of community towards girls child, State Govt. has launched a new scheme Apki Beti-Hamari Beti where in ₹ 21,000 is being deposited in the account of first born girl child of SC and BPL families and ₹ 21,000 is being deposited on the birth of second girl child of all families. At the time of maturity i.e. 18 years, this amount shall become ₹ 1 lakh approximately and will be available for utilization by the matured girl child. Till now 19,975 girls has been registered out of which 5,146 girls have been given the benefit.

Sukanya Samridhi Account

9.45 Govt. of India launched the scheme "Sukanya Smaruddhi Account" on 22nd January, 2015 at Panipat, on the occasion of launching of "Beti Bachao Beti Padhao" programme with the objective to address gender imbalance in the society by creating a positive discrimination in favour of the girl child. Under this scheme, account can be opened from the birth of the girl child till she attains the age of 10. A girl child, who attained the age of 10 years, one year prior to notification will also be eligible. In Haryana 2.40 lakh accounts of girl children have been opened.

One Stop Centre for Women

9.46 One Stop Centre for Women has been set up at Karnal to provide integrated support and assistance to women affected by violence, both in private and public space under one roof and to facilitate immediate, emergency and non-emergency accesses to a range of services including medical, legal, psychological and counseling. Till now 40 cases have been dealt in the One Stop Centre.

Integrated Child Development Services Scheme

9.47 Integrated Child Development Services Scheme is a Flagship Scheme of Govt. of India to improve the health, nutritional, psychological and social developmental status of Children of 0- 6 years and to reduce mortality, malnutrition and school dropouts. Under this

scheme, six services i.e. i) Supplementary Nutrition ii) Immunization iii) Health Check Up iv) Referral Services v) Non-formal Pre-School Education and vi) Health and Nutrition Education are provided to children below six years of age and pregnant and nursing mothers and other women in the age group of 15-45 years in an integrated manner. This Scheme is being implemented in 148 ICDS projects including 21 urban projects with the network of 25,962 Anganwadi Centers including 512 Mini Anganwadi Centers.

Strengthening and Restructuring of ICDS Scheme

9.48 The Integrated Child Development Services Scheme has been strengthened and restructured in a phased manner through a series of programmatic management and institutional reforms, changes in norms, including putting integrated Child Development Services Scheme in a Mission Mode for implementation in the 12th Five Year Plan. Under Restructured ICDS, Govt. has approved the revised rates of Supplementary Nutrition @ ₹ 6 per child per day @ ₹ 7 per day per pregnant and nursing mother/adolescent girls and ₹ 9 per child per day for severely malnourished child.

Supplementary Nutrition Programme

9.49 The priority of the State Government is to improve the nutritional status among children by providing quality supplementary nutrition to the ICDS beneficiaries. Supplementary Nutrition is being provided to 10.33 lakh children between 6 months to 6 years of age and 2.99 lakh pregnant and nursing mothers along with other services. Procurement of food grains under Supplementary Nutrition Programme has been made by Govt. of India under Wheat Based Nutrition Programmes (WBNP) at subsidized rates. These food grains are being supplied to the Anganwadi Centres through CONFED and HAFED. Attractive recipes like Alloo-Puri, Stuffed Parantha, Meethe Chawal, Dalia, Panjiri and Gulgule are being given to the beneficiaries. Two meals are being provided to the children in the age group of 3 to 6 years in the form of Morning Snack and Regular Hot Cooked Meal. Take Home Ration (THR) is being provided to Children below 3 years, Pregnant Women and Nursing Mothers. Inspections Committees of State Level Officers have also been constituted to check/monitor proper maintenance of food items and preparation of food in hygienic conditions at Anganwadi Centres. The State Government has provided cooking as well as serving utensils in all Anganwadis.

Construction of Anganwadi Centres

9.50 To provide clean and peace full environment to the children and Women beneficiaries of ICDS and other related schemes at village level and to create assets for them the scheme of construction of AWCs is implemented in the state. AWC is not merely an AWC

but a focal point for village women where they can feel themselves free and can discuss freely. During the year 2015-16, funds of ₹ 105.87 crore have been released for the construction of 1,064 Anganwadi buildings. At present 5,181 Anganwadi Centre has been running in their own constructed building.

Integrated Child Protection Scheme

9.51 Integrated Child Protection Scheme (ICPS) is an umbrella scheme under which various schemes for children in need of care and protection and children in conflict with law are covered. The programme is being implementing through Haryana State Child Protection Society (HSCPS). At the district level the District Child Protection Unit (DCPU) under the chairmanship of Deputy Commissioner has been constituted. For care, protection, treatment, development and rehabilitation of the children in need of care and protection, there are 85 Child care institutions in the State run by Govt., semi Govt. and private organizations. These Homes are spread across the State in all the 21 Districts and in 47 Blocks and covering around 4,000 children. A sum of ₹ 1,200 lakh has been provided in the budget for the year 2015-16. Out of which ₹ 490.15 lakh has been spent.

Haryana State Commission for Protection of Child Rights

9.52 Haryana State Commission for Protection of Child Rights is also functional in the state with its Headquarter at Panchkula. Regular inspections/monitoring of all the Child Care Institutions are being done by this Commission.

E-Bal Sangrakshan and District Need Assessment Survey

9.53 The District Need Assessment survey has been carried out in Haryana by involving Anganwadi Workers, Supervisor, CDPO, Data Analyst, Social Worker, DCPO, Protection Officer and Officers at State HQ. The Survey covers approximately 1.5 lakh families covering about 2.3 lakh Orphan and Single Parent children across the state. To digitalize the survey and to monitor orphan and single parent children a cloud based software “E-Bal Sangrakshan System” has been developed in house. The objective is to identify most needy children on the basis of objective criteria and to optimize the fund available with district under Foster care and sponsorship scheme.

Operation Muskaan

9.54 Operation Muskaan-I for tracing missing children has been started jointly by Haryana Police and Women & Child Development Department, Haryana. Teams of Police Officers and District Child Protection Officers have been constituted at district level to identify the missing children who are residing at public places as well as Child Care Institutions/ Shelter Homes / Children Homes. Directions were given to identify the missing children who are residing on platforms, bus stands, railway station, market areas, hospitals, dhabas, brick

kilns, restaurants, religious places, roads etc. by making surprise visits/raids during day and night time. During the raids, District Child Protection Officer, Counselor and one Social Worker are accompanying the team for providing psychological support to the vulnerable child. Further, the children are being referred to Child Care Institutions till they are rehabilitated and repatriated to their parents/ guardians. Since the launch of this campaign till date, 4,314 children have been found missing and out of which 3,840 children have been handed over to parents. Operation Muskan- II has been started from 1st January to 31st January, 2016 and tracing of missing child going on.

Rajiv Gandhi Scheme for Empowerment of Adolescent Girls

9.55 Rajiv Gandhi Scheme for Empowerment of Adolescent Girls (SABLA) is being implemented in six districts i.e Ambala, Hisar, Rewari, Rohtak, Yamunanagar and Kaithal. The objective of the scheme is to enable the adolescent girls for self-development and empowerment, upgrading their life skills and vocational skills, awareness generation regarding health, hygiene, nutrition, reproduction health and child care and mainstreaming out of school adolescent girls in to formal/non-formal education. Under SABLA Scheme a sum of ₹ 2,300 lakh is provided in the budget for the year 2015-16. Out of which ₹ 606.08 lakh has been spent.

Nutrition Component

9.56 1,90,078 adolescent girls of 11-14 years (out of school) and 14-18 years all girls (school going and out of school) are being provided supplementary nutrition @ of ₹ 5 per beneficiary per day for 300 days in a year. There is proposal to provide Ready to Cook/Ready to eat food items under Supplementary Nutrition Programme to the adolescent girls of this scheme.

Non- Nutrition Component

9.57 3,42,660 out of school girls have been targeted to be covered under this component. The scheme has provision of IFA Supplementation, Health Checkups, Health & Nutrition Education, Counseling & Guidance on Family Welfare, Arsh, Child Care Practices, Life Skill Education, Guidance on Accessing Public Services and Vocational Training.

Indira Gandhi Matritva SahyogYojana

9.58 Govt. of India has revised the IGMSY Scheme in accordance with National Food Security Act, 2013. The beneficiaries will be paid ₹ 6,000 in two instalments per pregnant & lactating women. First instalment (in third trimesters) and Second Instalment (6 months after delivery) is given on fulfilling specific conditions related to maternal and child health to partly compensate for wage loss to mothers/women during pregnancy and period of lactation.

Protection of Women from Domestic Violence Act

9.59 State Govt. has appointed 21 Protection–cum-Child Marriage Prohibition Officers at district level under Domestic Violence Act, 2005 and Prohibition of Child Marriage Act, 2006. During the year 2015-16, 5,836 complaints related to Domestic Violence have been received out of which 1,840 have been resolved. Similarly, 242 complaints of Child Marriage have been received and 153 Child Marriages have been resolved. A sum of ₹ 150 lakh has been provided in the budget for the year 2015-16, out of which ₹ 81.28 lakh has been spent.

PANCHAYATI RAJ AND RURAL & URBAN DEVELOPMENT

Development and Panchayats Department, Haryana is primarily responsible to oversee the implementation of various development schemes in rural areas and also to regulate & coordinate various activities of the Panchayati Raj Institutions.

10.2 Haryana State Swachh Bharat Mission Society has been registered under the aegis of Development and Panchayats Department for successful implementation of Swachh Bharat Mission-Gramin (SBM-G) in rural areas of the State. SBM-G is a centrally sponsored scheme of Ministry of Drinking Water & Sanitation, GoI under 60:40 funding pattern between Central and the State. The main objective of the programme is to bring about improvement in the cleanliness, hygiene and the general quality of life in rural areas. Under SBM-G, incentive of ₹12,000 is given to the eligible beneficiaries (all BPL, APLs restricted to all SCs, small/marginal farmers, landless labourer with homestead differently abled and women headed houses) on construction & usage of Individual Households Latrines (IHHLs). ₹ 2 lakh are being provided for construction of Community Sanitary Complexes. ₹ 7, 12, 15 and 20 lakh are being provided to the Gram Panchayats having 150, upto 300, 500 and more households respectively for establishment of Solid & Liquid Waste Management (SLWM) projects. The total tentative cost of SBM-G projects is ₹1,977.89 crore (Centre+ State share). An amount of ₹ 435.59 crore (Centre ₹ 277.92 + State share ₹ 105.13 + Beneficiaries ₹ 52.54 crore) has been utilized since inception of the project. Annual Implementation Plan of ₹ 473.22 crore was approved by the Ministry for 2015-16, out of which 39.37 crore has already been received.

Setting-up of Gram Sachivalayas

10.3 There is a Plan Scheme for construction of Block Office building including Panchayats and Zila Parishads buildings. The Block Office buildings and Zila Parishads buildings were constructed under this scheme. The department has also started setting-up of Gram Panchayats Offices (Gram Sachivalayas) in the State at cluster level from this financial

year. There are 2,294 clusters in the State. The department intends to establish Gram Sachivalayas at all the clusters by 31.3.2019. Besides, the activities of Gram Panchayat, the field functionaries of Revenue Department, Agriculture Department, Co-operation Department and Power Utilities will be invited to sit and operate from the Gram Sachivalayas. The Citizens Service Centre will be set-up there. Efforts are being made to establish an extension counter of the bank in the Gram Sachivalayas. Thus, the Gram Sachivalayas will become a hub of many activities. Most of these Gram Sachivalayas have been set-up in the buildings called Rajiv Gandhi Sewa Kendras. The department has fixed a target of setting-up 600 Gram Sachivalayas upto 31.3.2016, out of which 420 have been setup upto February, 2016.

10.4 Under Mahatma Gandhi Gramin Basti Yojana, free residential plots of 100 sq. yard each are being allotted to eligible SCs, BCs (A) and BPL families. The sites, on which these plots are located, are developed with necessary infrastructural facilities including power supply, drinking water and paved streets. More than 5.60 lakh eligible families have been identified, and will be benefited under this scheme. Out of these, 3.83 lakh families have been allotted plots upto 31.12.2015 and the allotment process for the remaining eligible families is in progress, where the suitable panchayat land is available. The development of internal roads and drains under the scheme has been converged with Mahatma Gandhi National Rural Employment Guarantee Scheme. An amount of ₹ 47.21 crore has been released for taking-up development works in these bastis. An amount of ₹ 28 crore has been released for the payment of annuity to those Gram Panchayats whose land has been utilized for allotment of plots upto 2014-15. An amount of ₹ 5,500 lakh has been earmarked for the year 2015-16, out of which an amount of ₹ 3,600 lakh has been released by 31.12.2015 for development works.

10.5 The main objective of the scheme Mukhya Mantri Anusuchit Jaati Nirmal Basti Yojana is to provide basic infrastructures, like pavement of streets with drains, water supply pipelines, chaupals, community centres, boundary wall of shamshan ghat in the villages having significant SC population. Funds to the tune of ₹ 38,818.97 lakh have been released during the year 2008-09 to 2014-15 for 3,094 villages. An amount of ₹ 5,400 lakh has been approved for the year 2015-16, out of which ₹ 1,570.64 lakh has been released for 118 villages upto December, 2015.

10.6 In order to improve the sanitation environment in the villages, more than 10,300 Safai Karmi had been engaged by the Gram Panchayats. The Govt. provides financial assistance to Gram Panchayats to meet out the expenditure on payment of remuneration to the Safai Karmi. The Government has revised the rate of remuneration payable to village sweepers from ₹ 4,848 to ₹ 8,100 per month w.e.f 1.1.2014. The plan outlay for the year 2014-15 was

₹10,000 lakh, against which ₹ 9,449.28 lakh had been released upto 31st March, 2015. Similarly ₹ 10,000 lakh has been approved for the financial year 2015-16, out of which ₹ 9,885.49 lakh have been released upto 31.12.2015.

10.7 Under the Pavement of Streets Scheme, the Government intends to cover all the 6,764 villages of the State by providing ₹ 10 lakh per village for pavement of main streets of the village. The streets are paved with interlocking paver blocks which are easy to remove in case the embedded pipelines require repair and relay thereafter. All the villages have been covered and an amount of ₹ 10,784.81 lakh have been released upto March, 2015 under this scheme. Some villages have been given grants twice or thrice for different streets.

10.8 The State Government has launched a new ambitious affordable rural housing scheme i.e. “Priyadarshini Awaas Yojana” on the pattern of “Indira Awaas Yojana” on 8.6.2013 in the State to provide impetus to the dream of owning a house for the poor section of the society. An amount of ₹ 93,000 is being provided to a poor rural family to construct house and toilet facilities under the scheme. Approximately, 2 lakh poor rural families were envisaged to be covered in a project span of 2 years (2013-14 & 2014-15) at a project cost of ₹ 1,350 crore. State Govt. has provided a sum of ₹ 350 crore during the year 2013-14 and ₹ 205 crore during the year 2014-15. A sum of ₹ 94.75 crore has been provided during the year 2015-16. As many as 1,46,033 (including 63,092 under IAY) beneficiaries have been identified and registered under the scheme upto 31.12.2015 for providing financial assistance and 1,24,609 eligible families have been released first installment, 95,891 beneficiaries second installment and third installment to 66,834 beneficiaries.

RURAL DEVELOPMENT

10.9 Haryana Rural Development Fund Administration Board was constituted under Haryana Rural Development Act, 1986. Under Section 5(1) of this Act, a fee on ad-valorem basis, at the rate of 2 percent of the sale proceeds of the agricultural produce bought or sold or brought for processing in the notified market area is levied. The amount so collected is spent in the rural areas in connection with the developments of roads, establishment of dispensaries, making arrangements for water supply, sanitation and other public facilities, welfare of agricultural labour, conversion of the notified market areas falling in rural areas as defined under this act into model market areas by utilizing technical know-how there to and bringing about other necessary improvements therein, construction of godowns and other places of storage for the agricultural produce brought in market areas for sale/purchase and the construction of rest houses equipped with all modern amenities to make the stay of visitors (both sellers and purchasers) in the market areas, comfortable and for any other purpose which

may be considered by the Board to be in the interest of and for the benefit of the person paying the fee. The fund may also be utilized by the Board to meet the cost of administering it. During the period year 2014-15, the Board had released a sum of ₹ 20,593 lakh for various rural development works in the State. In the year 2015-16, an amount of ₹ 20,000 lakh have been approved, out of which ₹110.48 crore have been released upto 31.12.2015.

10.10 Various programmes aimed at poverty alleviation and generation of employment opportunities are being implemented in the rural areas. The number of beneficiaries and expenditure incurred on various schemes by Rural Development Department are given in **Table 10.1**.

Table:10.1-No. of Beneficiaries & Expenditure Incurred on Various Schemes by Rural Development Department.

| Sr. No. | Name of Scheme | 2014-15 | | 2015-16 (upto December, 2015) | |
|---------|---|--|------------------------------|--|------------------------------|
| | | No. of beneficiaries/ works done | Amount incurred (₹ in crore) | No. of beneficiaries/ works done | Amount incurred (₹ in crore) |
| 1. | Mahatma Gandhi National Rural Employment Guarantee Scheme (MGNREGS) | 61.65 lakh person days/ 14018 works completed | 216.50 | 38.29 lakh person days/ 5207 works completed | 131.02 |
| 2. | Indira Awaas Yojana (IAY) | 6098 houses completed | 126.57 | 10159 houses completed | 62.15 |
| 3. | Backward Region Grant Fund (BRGF) | 258 works completed | 19.10 | 263 works completed | 0.17 |
| 4. | Integrated Watershed Management Programme (IWMP) | 10782 farmers | 9.85 | 13568 farmers | 18.32 |
| 5. | National Rural Livelihood Mission (NRLM) | 2166 Self Help Groups formed | 17.32 | 1300 Self Help Groups formed | 10.14 |
| 6. | Member of Parliament Local Area Development Scheme (MPLADS) | 1192 works completed | 33.91 | 315 works completed | 20.85 |
| 7. | Saansad Adrash Gram Yojana (SAGY) | 15 villages have been selected by Hon'ble MPs of State. Development Plans of these villages have been finalized. | | 211 works completed and 257 under progress | |

Source: Rural Development Department.

Mahatma Gandhi National Rural Employment Guarantee Scheme

10.11 To provide 100 days wage employment to every rural household in a year to enhance livelihood security in rural areas, the scheme of Mahatma Gandhi National Rural Employment Guarantee Scheme (MGNREGS) is being implemented in the entire State w.e.f. 1st April, 2008. One third of the jobs are reserved for women. Minimum wages of ₹ 251 per person day are being paid to the workers engaged under the scheme w.e.f. 1.4.2015, which is the highest in the country. This programme is being converged with schemes of other line departments like Forests, Agriculture, Irrigation, School Education, Women & Child, Development & Panchayats, Fisheries, Public Health & Engineering, Marketing Board and

PWD (B&R) etc. to ensure creation of meaningful assets in the villages. During the current year (upto January, 2016), an amount of ₹ 136.90 crore was available out of which ₹ 131.02 crore (96 percent) has been spent for generating 38.29 (46 percent) lakh person days against the target of 83.47 lakh person days, out of which 19 (50 percent) lakh person days were generated for Scheduled Castes and 17.27 (45 percent) lakh person days were generated for women in the rural area of the State. During the current financial year, 12,409 development works have been undertaken in rural areas and 5,207 works completed.

Indira Awaas Yojana

10.12 Indira Awaas Yojana has been designed to provide shelter to rural poor. At least 60 percent of funds are required to be spent for Scheduled Castes houses. From the year 2014-15, per unit cost of construction of houses ₹ 70,000 in plain area and ₹ 75,000 in hilly/difficult area is being provided to beneficiaries. In addition, the State Govt. has decided to supplement ₹ 11,000 and ₹ 12,000 under convergence for construction of Sanitary Latrine and 90 persondays under MGNREGS will be provided to the beneficiary. Under IAY, against the target of 29,314 houses, 10159 houses have been constructed and 26,522 houses were in progress upto January, 2016, out of which 6,349 (62 percent) houses were constructed for the benefit of Scheduled Castes. During the current financial year, an expenditure of ₹ 62.15 crore has been incurred.

Backward Regions Grant Fund

10.13 Backward Regions Grant Fund Scheme is being implemented in two districts namely Mahendragarh and Sirsa. The Ministry has changed the funding pattern of the scheme from 100 percent CSS to 50:50 (Centre & State share). Under this scheme, an amount of ₹ 0.17 crore has been spent and 263 works have been completed upto January, 2016. The main emphasis of this scheme is to fill the critical gaps in various sectors identified by the Local Bodies.

Integrated Watershed Management Programme

10.14 The objective of Integrated Watershed Management Programme is to conserve water, recharging of water table, production of enhancement and to create livelihood opportunities. For the year 2014-15, State Level Nodal Agency (SLNA) has approved the 13 projects in six districts namely Ambala, Y/Nagar, Hisar, Bhiwani, Mahendragarh and Rewari having an area of 59,275 hectare approved by the Ministry of Rural Development, Govt. of India. An amount of ₹ 18.32 crore has been incurred on various activities in these Watershed Projects during the year 2015-16 (upto January, 2016).

Pardhan Mantri Krishi Sinchai Yojana

10.15 A new scheme namely; Pardhan Mantri Krishi Sinchai Yojana (PMKSY) has been started by Govt. of India, Ministry of Agriculture and Farmers Welfare for implementing water conservation and water harvesting works for ground water recharge in over exploited blocks of the State. The Central Ground Water Board (CGWB) has notified 22 blocks of the State falling in 11 districts- Karnal, Kurukshetra, Panipat, Kaithal, Fatehabad, Sirsa, Bhiwani, Rewari, Mahendragarh, Faridabad & Gurgaon which are to be taken up during the current financial year 2015-16. This new scheme is being funded in 60:40 ratio between the Centre and the State. An amount of ₹ 21.22 crore (₹ 12.73 crore as Central share and ₹ 8.49 crore as State share) has been released as first instalment to implement the scheme.

National Rural Livelihood Mission

10.16 The National Rural Livelihood Mission has been taken up w.e.f 1.4.2013 and amount of ₹ 27.04 crore has been approved by Govt. of India under the scheme. 1,300 new SHGs have been formed and 553 SHGs have been provided Revolving Fund and an amount of ₹ 10.14 crore has been spent under the scheme upto January, 2016.

Member of Parliament Local Area Development Scheme

10.17 This scheme has been launched by Govt. of India from, 23 December, 1993. GoI provides an amount of ₹ 5 crore per annum to each Member of Parliament for the development works. Under this scheme, an amount of ₹ 20.85 crore has been spent and 315 works have been completed. Under this scheme, 358 works were in progress upto January, 2016.

Saansad Adarsh Gram Yojana

10.18 Saansad Adarsh Gram Yojana (SAGY) launched by Hon'ble Prime Minister on 11th October, 2014. Under this scheme, each Member of Parliament has to identify initially one Gram Panchayat (GP) of population 3000-5000 to be developed by 2016 and thereafter two such GPs to be developed upto 2019. These GPs will be developed using convergence with various Centrally Sponsored and States schemes to motivate the neighbouring villages to make their GPs as Adarsh Village. All the 15 Members of Parliament (Lok & Rajya Sabha) have identified the GPs and baseline survey for the formulation of Village Development Plan (VDP) has already been completed in these GPs for the implementation of the scheme. 211 works have been completed and 257 are under progress during the year 2015-16 under this scheme.

Vidhayak Adarsh Gram Yojana

10.19 Vidhayak Adarsh Gram Yojana (VAGY) has been launched on the pattern of SAGY. Under this scheme, 55 MLAs have identified the GPs. This scheme will be implemented in a time bound manner.

Swaprerit Adarsh Gram Yojana

10.20 Under Saansad Adarsh Gram Yojana, interested persons, industrialists, NGOs, Universities, PSU's, Boards and Corporations may adopt a couple of villages to develop all villages as Adarsh Gram in a phased manner to promote the Swaprerit Adarsh Gram Yojana.

Pradhan Mantri Adarsh Gram Yojana

10.21 The Ministry of Social Justice and Empowerment has introduced the Pradhan Mantri Adarsh Gram Yojana during the year 2014-15 and released an amount of ₹ 1.20 crore for 12 villages of Palwal and Faridabad districts in the State. The main objective of the scheme is to ensure integrated development of the selected villages with more than 50 percent SC population into "Model Villages."

URBAN INFRASTRUCTURE DEVELOPMENT

10.22 The role of the Department of Urban Local Bodies is pivotal in managing this Urban Revolution and the department is committed to ensure organized and planned growth of urban areas of the Haryana and thus making Haryana a developed state. Moreover the urban planning, regulation of land use and construction of buildings, water supply, sanitation, solid waste management, urban forestry, poverty alleviation, provision of urban amenities such as parks, gardens, playgrounds, street lighting, urban transport, public conveniences and promotion of cultural, educational and aesthetic aspects in the urban areas are also under the realm of the department. Presently, nearly 35 percent (as per Census 2011) of the State's population live in urban areas. There are 80 Urban Local Bodies in the State, consisting of 10 Municipal Corporations, 18 Municipal Councils and 52 Municipal Committees.

Swachh Bharat Mission

10.23 Government of India launched "Swachh Bharat Mission" (SBM) on 2nd October, 2014 with the target to make the country clean by 2nd October, 2019. The State Govt. also launched "Swachh Haryana - Swachh Bharat Abhiyan" on 1st November 2014. Swachh Saptah was organized throughout the State during 1st to 7th November, 2014. A budget provision of ₹ 149.96 crore (CS=59.60 crore+SS=90.36 crore) has been made in the current financial year 2015-16 in the State Budget, out of which funds amounting to ₹ 23.41 crore has been released to ULBs for construction of Individual Household Latrines. Sanctions have been issued to the 34,953 eligible beneficiaries for Individual Household Latrines

(IHHL) and 7,188 individual toilets are in progress. Community/Public toilets having about 2,527 toilet seats have been assessed/identified for construction/renovation, out of which, Community/ Public toilets having 1,052 toilet seats, have been completed/ novated. Door to door collection of solid waste has been commenced in 318 Municipal wards out of total 1,439 Municipal wards. Presently, two solid waste management plants at Karnal and Sirsa are operational and another plant at Rohtak is about to completion. The State Govt. has decided to adopt cluster based approach whereby common processing and disposal facilities would be constructed for a group of ULBs. Covering entire 80 ULB's of Haryana, 15 Clusters with common Processing and Disposal Facilities have been envisaged. These entire Clusters will have Integrated Municipal Solid Waste Management from door to door collection, Transportation, Processing & Disposal to provide cleaner and healthier environment to the citizen's of Haryana. These Integrated facilities will be set up under Public Private Partnership (PPP) mode.

Smart Cities

10.24 Ministry of Urban Development (MoUD), Government of India launched the Mission Statement & Guidelines of Smart Cities on 25th June 2015. The Mission, during 2015-20, will cover 100 cities which have been distributed among States/UTs. Out of 100 cities, the State of Haryana has been allocated two cities. State Government shortlisted Faridabad and Karnal. The Smart City proposals prepared by Municipal Corporation Karnal and Faridabad were submitted to MoUD on 15.12.2015. Smart city proposals will be evaluated by MoUD, GoI in 2nd stage. The cities selected by MoUD, will start taking action on making their city smart, those who do not get selected will improve their SCPs for consideration in the second round. The State Govt. has decided to develop Gurgaon as a Smart City and the project cost in case of Gurgaon will be fully funded by the State Govt.

Integrated Housing Slum Development Programme

10.25 Under the scheme of IHSDP, with the approval of GoI, the Department has diverted ₹ 22.66 crore of cancelled/curtailed IHSDP Projects to other needy IHSDP Projects at Hisar, Ambala, Yamunanagar. During this current financial year 2015-16, 212 dwellings units (DUs) completed and 518 DUs are in progress as on 31.12.2015. The work of providing basic amenities in these slum is also in progress. There is no budget provision in the budget under the scheme of IHSDP in current financial year 2015-16.

Rajiv Awas Yojana

10.26 The Government of India has approved the continuation of four projects (Ambala, Yamuna Nagar, Rohtak and Hisar) of ₹ 278.82 crore, out of which the GOI share is ₹ 206.93 crore. The Government of India has released ₹ 108.94 crore as 1st installment and State Government, after adding its proportionate share, has further released ₹ 127.11 crore to the concerned agencies for the execution these RAY projects. During current financial year 2015-16, 304 dwellings units (DUs) completed and 1,050 DUs are in progress as on 31.12.2015. The work of providing basic amenities in slum is also in progress. Now, Govt. of India has discontinued the RAY and subsumed this scheme with newly launched Housing For All Mission (Urban).

Housing for all Mission/Pardhan Mantri Awas Yojana

10.27 Hon'ble Prime Minister of India launched the new Housing For All Mission (Urban) on 25.6.2015 for assisting the beneficiaries of EWS and LIG categories in new construction/purchase or up-gradation of existing house for their use. The Govt. of India has approved the coverage of nine towns in phase-I of PMAY on the recommendation of State Government. The State has designated the SUDA, Haryana as State Level Nodal Agency (SLNA) for the scheme vide notification dated 9.7.2015 and constituted State Level Appraisal Committee (SLAC) and State Level Sanctioning & Monitoring (SLSMC) under the Chairmanship of worthy Chief Secretary, Haryana vide notification dated 9.7.2015. The State has signed MOA for participating in HFAM and implementation of six mandatory conditions. The MoHUPA has sanctioned ₹ 110.25 lakh and released ₹ 82.69 lakh as 1st instalment for carrying out preparatory exercise in all the selected/approved 9 towns. Further, the MoHUPA has allocated ₹ 84.28 crore for current financial year 2015-16 and accordingly a proposal for enhancing the budget of HFAM to ₹ 95.00 crore has been submitted to Planning Department, Haryana.

National Urban Livelihood Mission (NULM)

10.28 The major components of National Urban Livelihood Mission (NULM) are as under:

- Social Mobilization And Institution Development (SM&ID)
- Employment Through Skills Training And Placement (EST&P)
- Self-Employment Programme (SEP)
- Support to Urban Street Vendors (SUSV)
- Scheme of Shelter For Urban Homeless (SUH)
- Capacity Building & Training

10.29 In the 12th Five Year Plan, NULM will be implemented in all the cities with a population of 100,000 or more as per 2011 Census and in cities/towns having District

Headquarters. As per above criteria, only 22 towns (all 21 District HQ towns and Bahadurgarh being above one lakh population) of the State will be covered under NULM. In Haryana, the NULM has been launched with effect from 1st April-2014. The State has initiated effective steps like setting up State Urban Livelihood Mission (SULM) and City Mission Management Units (CMMUs) at State and in NULM towns respectively.

Rajiv Gandhi Urban Development Mission

10.30 Under Rajiv Gandhi Urban Development Mission, Haryana for the financial year 2014-15, a budget provision of ₹ 717.52 crore was made and whole amount has been released to the municipalities, out of which amounting to ₹ 338.64 crores released during the tenure of present Government. For the current financial year 2015-16, ₹ 826.47 crore have been approved in the budget and funds amounting to ₹ 559.92 crore have been released to the various municipalities. Thus, funds amounting to ₹ 898.56 crore have been released to the various municipalities during the tenure of the current Government under the scheme.

Atal Mission for Rejuvenation and Urban Transformation

10.31 The Government of India, Ministry of Urban Development has launched a new scheme namely Atal Mission for Rejuvenation and Urban Transformation (AMRUT) in the month of June, 2015. The objective of this scheme is to ensure that every household has access to a tap with assured supply of water and a sewerage connection, to increase the amenity value of cities by developing greenery and well maintained open spaces (e.g. parks); and to reduce pollution by switching to public transport or constructing facilities for non-motorized transport (e.g. walking and cycling). All cities and Towns with a population of over one lakh with notified Municipalities including Cantonment Board (Civilian areas) are covered under AMRUT. Under this scheme, 18 ULB's, 20 cities, (Gurgaon, Panchkula, Ambala City, Ambala Sadar, Yamuna Nagar, Jagadhri, Karnal, Hisar, Rohtak, Faridabad, Panipat, Kaithal, Rewari, Bhiwani, Thanesar, Sonapat, Bahadurgarh, Palwal, Sirsa and Jind) of Haryana would be covered. The concerned ULBs, Public Health Engineering Department and Transport department have been requested vide letter dated 23.7.2015 to submit the proposal for availing the Central Assistance under this scheme.

Scheme for Development of SC Basties

10.32 The object of the scheme is to provide benefits to SC basties other than those covered under the scheme of Development of Municipal Wards with more than 50% SC population. During the financial year 2013-14, ₹ 38.50 crore was released to the municipalities. During the financial year 2014-15, a budget provision of ₹ 50.00 crore has been made and whole amount released to the municipalities. For the financial year 2015-16, a budget

provision of ₹ 55.00 crore has been made against which ₹ 38.50 crore has been released to the municipalities.

Scheme for Upgradation of Choupals/Community Centres in the Municipalities

10.33 The State Government introduced scheme for upgradation of choupals/ community centres in the Municipalities of the State. Choupals / Community centres are public locations where members of a community tend to gather for group activities, social support, public information, and other purposes. They may sometimes be open for the whole community or for a specialized group within the greater community. Moreover, it becomes difficult for small and medium sized cities to maintain the existing choupals / community centres due to lack of adequate capacity and resources. Therefore, it was felt that municipalities need to be assisted, in terms of resources for creation and upgradation of choupals / community centres from the State. During the financial year 2014-15, a budget provision of ₹ 30.00 crore was made. For the financial year 2015-16, a budget provision of ₹ 97.00 crore has been made.

Scheme for Compensation of Loss of Commercial Property of Small Shopkeepers, Rehriwalas, Khokha/Kiosk Owners Because of Fire, Electrical Hazards, Floods, Earthquakes or Natural Disaster

10.34 It has been observed that small shop owners, rehriwalas, fadiwalas and khokha/ kiosk owners do not have capital investment to restart their business after loss or damage caused due to fire, electrical hazards, flood and other natural calamities. They often do not have insurance cover on account of ignorance, lack of interest or lack of financial resources cover on account of ignorance premium. These result in loss of livelihood once their business is affected due to accidents for giving assistance to the needy and eligible persons who suffer loss of commercial property due to loss or damage caused on account of fire, floods, electrical hazards, natural calamities have been proposed. Accordingly, State Government has launched new scheme for compensation of loss of commercial property of small shopkeepers, rehriwalas, fadiwalas, khokha/kiosk owners because of fire, electrical hazards, floods, earthquakes or natural disaster During the current financial year 2014-15, a budget provision of ₹ 10.00 crore has been made, out of which amounting to ₹ 2.12 crore released to the municipalities. For the financial year 2015-16, a budget provision of ₹ 7.05 crore has been made, out of which amounting to ₹1.07 crore released to the Municipalities.

STATE URBAN DEVELOPMENT AUTHORITY

10.35 The State Urban Development Authority (SUDA), Haryana is implementing 3 centrally sponsored schemes namely; Integrated Housing & Slum Development Programme (IHSDP), Rajiv Awas Yojana (now subsumed this scheme with newly launched

Housing for All Mission (Urban) w.e.f. 26.5.2015, and Swaran Jayanti Shahari Rozgar Yojana (now subsumed this scheme with National Urban Livelihood Mission (NULM) w.e.f. 1.4.2014.

Integrated Housing & Slum Development Programme (IHSDP)

10.36 The objective of this scheme is to provide adequate shelter and basic infrastructure facilities to the Slum Dwellers in urban areas. The scheme of IHSDP is funded in the ratio of 80:20 by the Govt. of India and State Govt. There are 23 approved IHSDP projects with total financial outlay of ₹ 242.77 crore, out of which Central share would be ₹ 189.07 crore. There is provision of construction of 10,327 Dwelling Units (DUs) apart from providing basic amenities in the slums covered in IHSDP projects. An amount of ₹ 232.04 crore has been released to concerned Urban Local Bodies (ULBs). The ULBs by utilizing ₹189.65 crore has completed 9,809 DUs, construction work for 518 DUs was in progress as on 31.12.2015. The work for providing infrastructure facilities to the slum dwellers was also in progress. Govt. of India extended the term of IHSDP upto 31.3.2017.

Rajiv Awas Yojana (RAY)

10.37 The Government of India has approved the continuation the four projects (for Ambala, Yamunangar, Rohtak and Hisar) of ₹ 278.82 crore, out of which the Govt. of India share (ACA) is ₹ 206.93 crore. The Govt. of India has released ₹ 108.94 crore as 1st Installment and State Govt. after adding its proportionate share, has released ₹ 130.73 crore to the concerned agencies for the execution these RAY projects. During financial year 2015-16, 304 Dwelling Units have been completed and 1,050 DUs are in progress as on 31.12.2015. The work of providing basic amenities in slums is also in progress. Now, Govt. of India has discontinued the RAY and subsumed this scheme with newly launched Housing for All Mission (Urban).

Housing for all Mission (Urban)/Pardhan Mantri Awas Yojana (PMAY)

10.38 Govt. of India launched the new Housing for All Mission (Urban) on 26.5.2015 for assisting the beneficiaries of EWS and LIG categories in new construction/purchase or up-gradation of existing house for their use. As per PMAY/HFA Mission Guidelines, all 4,041 statutory towns (Census-2011) with focus on 500 Class-I cities would be covered in three phases. The Govt. of India has approved the coverage of nine towns (i.e. Faridabad, Karnal, Hisar, Yamunanagar, Sirsa, Gurgaon, Sonapat, Rohtak and Panipat) in phase-I of PMAY on the recommendation of State Govt. The State Government has designated the SUDA, Haryana as State Level Nodal Agency (SLNA) for the scheme vide dated 9.7.2015. The Govt. of India has sanctioned ₹ 110.25 lakh and released ₹ 82.69 lakh as 1st Installment for carrying out preparatory exercise in all the selected/approved 9 towns. Further, Govt. of India has allocated

₹ 84.28 crore for financial year 2015-16. The Commissioners of all the nine M.Corporations have been requested to carry out preparatory exercise and submit the project proposal for seeking the financial assistance under the Mission.

National Urban Livelihood Mission (NULM)

10.39 The Govt. of India announced new urban poverty alleviation scheme namely “National Urban Livelihood Mission (NULM), which replaced the old scheme of SJSRY. The NULM is launched with the objective to reduce poverty and vulnerability of the urban poor households by enabling them to access gainful self-employment and skilled wage employment opportunities. The Mission would also aim at providing shelter equipped with essential services to the urban homeless in a phased manner. The Department has signed MoA with Technical Education Department, ITI Department, Apperal Textile Design Center (ATDC), M/o Textile Indutries and HARTRON Ltd. for providing skill training to 12,000 urban poor during current financial year 2015-16. The MEPMA (AP Govt. Undertaking), Hyderabad has agreed to associate with Haryana as resource organization for the formation of SHGs under Social Mobilization & Institutional Development (SM&ID) component of NULM. Upto December, 2015, 3053 loan applications of individual beneficiaries and 29 groups beneficiaries have been sponsored to Banks, out of which loan has been given to 255 individual beneficiaries. The Finance Department has sanctioned ₹ 21.43 crore under NULM in current financial year 2015-16.

HOUSING

10.40 Housing Board Haryana since its inception in the year 1971 has constructed 80,748 houses of different categories up to 15.12.2015, out of which 58,036 houses are meant for EWS and LIG categories of the society. The construction of 19,400 houses of different categories is in progress at different stations. Out of these, 1,500 houses are for EWS category, 16,700 houses for BPL families and 1,200 of other categories. Construction of 4,575 houses has been completed w.e.f 1.4.2015 to 15.12.2015 out of which 4,461 EWS houses for BPL families and 114 houses for others categories. The expenditure of ₹174 crore has been incurred on construction of houses w.e.f 1.4.2015 to 30.11.2015. HUDA has allotted 194.94 acre land from September, 2013 to September, 2014 for construction of EWS and other categories of houses at Hisar, Fatehabad, Agroha, Karnal, Cheeka, Charkhi Dadri, Jagadhari, Saffidon, Sirsa, Gohana, Jhajjar and Kaithal.

10.41 HUDA has allotted 50.945 acre land at Faridabad, Jhajjar, Mohindergarh, Rohtak, Panchkula, Pinjore, Palwal and Rewari for construction of flats for Serving & Ex-Defence and Paramilitary Personnel of Haryana from May, 2014 to September, 2014.

10.42 Urban Local Bodies (ULB) has allotted 27.24 acre land from February, 2014 to July, 2014 at Karnal, Cheeka, Charkhi Dadri and Jullana for construction of EWS and other category houses and 35.70 acre land at different stations for the construction of flats for Serving & Ex-Defence and Paramilitary Personnel i.e. 3.52 acre in Sector-106, 6.83 acre in Sector-76 and 8.48 acre in Sector-102-A at Gurgaon, 5.40 acre at Palwal, 11.47 acre at Sampla between July, 2014 to November, 2014.

10.43 In order to provide affordable houses to the BPL families of Haryana, a policy has been framed by State Govt., wherein 20 percent of residential plots for EWS of size 60 sq. yards in private licensed colonies are to be transferred to Housing Board at the subsidized rate of ₹ 500 per sq. yard. Town & Country Planning Department has handed over the possession of 10,484 plots to Housing Board from August, 2010 to November, 2015. Housing Board Haryana constructs triple storeyed flats on these EWS plots for BPL families. The construction of 10,962 EWS flats has been completed and 16,700 EWS flats for BPL families are under construction.

10.44 Housing Board Haryana will start construction of 2,117 EWS flats of about 300 sq. feet covered area at Yamuna Nagar, Kurukshetra, Karnal, Panipat, Ratia, Faridabad and Dharuhera for BPL families at the tentative price of ₹4.60 lakh per flat. The Board will start construction of 2,510 EWS flats of about 425 sq. feet covered area at Karnal, Hisar and Charkhi Dadri for Economical Weaker Section at the average tentative price of ₹10.80 lakh per flat. Housing Board Haryana will also start construction of 4,782 of Type-A & Type-B category flats of 650 and 550 sq. feet covered area at Panchkula, Pinjore, Jhajjar, Rohtak, Sampla, Faridabad, Palwal, Rewari, Mohindergarh and Gurgaon for Serving & Ex-Defence and Paramilitary Personnel at the average tentative price of ₹ 20.75 lakh and ₹ 17.35 lakh per flat respectively.

SOCIAL SECTOR

Human development with increased social welfare and well being of the people is the ultimate objective of development planning. In any developing and emerging economy Social Sector plays a significant role.

WELFARE OF SCHEDULED CASTES/BACKWARD CLASSES

11.2 The Haryana Government is fully committed to promote the welfare of Scheduled Castes & Backward Classes by implementing various schemes for their socio-economic & educational upliftment. The Government has constituted a High Level Committee to safeguard the interests of Scheduled Castes communities, to monitor the activities and programmes run by the Government and to suggest measures-socio, economic and educational for development of these castes.

11.3 Under the “Indira Gandhi Priyadarshini Vivah Shagun Yojana” a grant of ₹ 31,000 was given to persons belonging to Scheduled Castes/Denotified Tribes/Tapriwas Jatis and widows of all the sections of society living below poverty line and ₹ 11,000 was given to the persons belonging to Backward Classes living below the poverty line on the occasion of the marriage of their daughters by this department. An amount of ₹ 10,000 was given to the persons of General Categories who have land holding of less than 2.5 acre or income less than ₹ 1.00 lakh per annum. The Govt. has changed the name of this scheme from Indira Gandhi Priyadarshini Vivah Shagun Yojana to Mukhyamantri Vivah Shagun Yojana and the amount has been increased from ₹ 31,000 to ₹ 41,000 and amount of ₹ 10,000 has also been increased to 11,000 for the all families who have land holding of less than 2.5 acre or income less than ₹ 1.00 lakh per annum. It has also been decided to give the amount @ ₹ 11,000 for Group Marriages of girls and ₹ 31,000 to all deserving sportswomen. An amount of ₹ 8,984.41 lakh was earmarked during the year 2015-16 for this purpose and expenditure to the tune of ₹ 4,198.93 lakh has been incurred upto December, 2015. During the next financial year 2016-17, the Department is going to implement this scheme through ‘on- line’ mode.

11.4 In order to address the housing problem of Scheduled Castes and Denotified Tribes/Tapriwas Jatis “Dr. B.R. Ambedkar Housing scheme for Scheduled Castes and Denotified Tribes” is being implemented by this Department. Under this scheme, ₹ 50,000 is provided as grant for the construction of house and ₹ 10,000 is provided as grant for repair of house to Scheduled Castes and Denotified Tribes persons who are living below the poverty line. An amount of ₹ 4,000 lakh has been earmarked during the year 2015-16 for this purpose and ₹ 655.20 lakh has been spent upto December, 2015. The department is contemplating major changes in this Scheme in consultation with Development and Panchyat Department to eliminate duplicity and utilize the funds for felt needs.

11.5 In order to enable Scheduled Castes/Backward Classes widows/destitute women/girls for self employment, “Tailoring Training to Scheduled Castes/Backward Classes widows/destitute women/girls” scheme has been implemented by this Department. Under this scheme, 73 centres are being run by the department where twenty Scheduled Castes and five Backward Classes trainees have been admitted at each centre. A stipend of ₹ 100 p.m. and ₹ 150 p.m. for raw material is given to each trainee for getting training from the nearest Kalyan Kendra being run by this department. Under this scheme, a new Sewing Machine is also given to each trainee free of cost so that she may be able to become self employed. For financial year 2015-16, an amount of ₹ 110 lakh has been earmarked to train 1,825 trainees under this scheme.

11.6 The Scheme “Dr. Ambedkar Medhavi Chhatara Yojana” was launched from the year 2005-06 for the meritorious students of Scheduled Castes & Backward Classes. The scope of this scheme has been extended upto Post Graduate Classes for Scheduled Castes students. Under this scheme ₹ 8,000 to ₹ 12,000 per annum is given as incentive in Class 9th, 11th class, and Ist year of Graduation and Post Graduation classes to the students of these categories on the basis of result of 8th, 10th,12th and Graduation classes. An amount ₹ 2,000 lakh has been earmarked during the year 2015-16 for this purpose and an amount of ₹ 1,446.60 lakh has been spent upto December, 2015. This scheme will be implemented on line from the year 2016-17.

11.7 To diminish the caste consciousness, if a Scheduled Caste boy or a girl of Haryana State marries with non Scheduled Caste girl or boy, then the State Government provides incentive of ₹ 50,000 to them under Incentive for Inter Caste Marriage scheme. The amount has been increased from ₹ 50,000 to ₹ 1,01,000 and the name of this scheme has also been changed from “Incentive for Inter Caste Marriage Scheme” to “Mukhyamantri Samajik Samrasta Antarjatiya Vivah Shagun Yojana”. A provision of ₹ 200 lakh has been kept for the

year 2015-16. An amount of ₹ 123 lakh has been provided to 246 couples upto December, 2015 on this account.

11.8 Scheduled Caste students studying in the Post Matric Classes are awarded scholarship under the Government of India's Post Matric Scholarship to Scheduled Castes students Scheme ranging from ₹ 230 to ₹ 1,200 per month per student in different classes. Besides compulsory non-refundable fees are also reimbursed to the students under this scheme. Under this scheme, the limit of annual income of the guardian/parents is ₹ 2.50 lakh per annum. An amount of ₹ 8,498.87 lakhs has been spent upto December, 2015. An amount of ₹ 15,000 lakh on Plan side and ₹ 10,962.20 lakh on Non-Plan side has been earmarked for this purpose for the year 2015-16. Applications are being invited 'on-line' from the year 2015-16 under this scheme.

11.9 Similarly, Other Backward Classes students studying in the Post Matric Classes are awarded scholarship under the Government of India's Post Matric Scholarship Scheme for Other Backward Classes students Scheme ranging from ₹ 160 to ₹ 750 per month per student in different classes. Under this scheme, the limit of annual income of the guardian/parents is ₹ 1.00 lakh. An amount of ₹ 598.53 lakh has been spent upto December, 2015. An amount of ₹ 628.49 lakh on Plan side and ₹ 736 lakh on Non- Plan side has been earmarked for this purpose for the year 2015-16. Applications are being invited on line from the year 2015-16 under this scheme.

HSCFDC

11.10 The main objective of the Haryana Scheduled Castes Finance and Development Corporation is to undertake the tasks of socio-economic upliftment of the Scheduled Castes in the State. At present the Corporation is implementing three types of schemes, namely, Bank tie-up schemes, Schemes in collaboration with National Scheduled Castes Finance & Development Corporation (NSFDC) and Schemes in collaboration with National Safai Karamcharis Finance and Development Corporation (NSKFDC). As per guidelines issued by the Govt. of India, the Corporation provides loan/benefit to only those identified Scheduled Castes families whose annual family income does not exceed ₹ 20,000 in rural areas and ₹ 27,500 in urban areas for various bank assisted income generating schemes such as dairy farming, sheep rearing, piggery, Kiryana shop, animal driven carts, leather and leather goods making, tea shop, bangles shop, etc. In case of National Scheduled Castes Finance and Development Corporation (NSFDC) assisted schemes, the income ceiling is ₹ 40,000 per annum in rural areas and ₹ 55,000 per annum in urban area. There is no income limit under NSKFDC Scheme; only occupation is the criteria for eligibility.

Bank Tie-up Schemes

11.12 Under the Bank Tie- up Scheme, the Corporation provides financial assistance for various bankable income generating schemes costing upto ₹ 1.50 lakh. The Corporation provides subsidy at of 50 percent (Subsidy to maximum of ₹10,000) and margin money @ 10 percent of the project cost and balance amount is provided by the Bank.

Schemes in collaboration with NSFDC

11.13 Under the scheme in collaboration with National Scheduled Castes Finance and Development Corporation (NSFDC), the Corporation follows the unit cost as approved by NSFDC under various schemes. The NSFDC, Haryana Scheduled Castes Finance and Development Corporation and beneficiaries contribute towards the Scheme in the ratio approved by NSFDC. However, the share of the Corporation is upto 10 percent of the approved unit cost. In case of NSFDC assisted scheme, the Corporation provides subsidy in BPL cases @ of 50 percent of the project cost. The maximum amount of subsidy is ₹ 10,000.

Schemes in collaboration with NSKFDC

11.14 Under the scheme in collaboration with National Safai Karamcharis Finance and Development Corporation (NSKDC), the Corporation follows the unit cost as approved by NSKFDC under various schemes. The NSKFDC, Haryana Scheduled Castes Finance and Development Corporation and beneficiaries contribute towards the scheme in the ratio approved by NSKFDC. However, the share of the Corporation is upto 10 percent of the approved unit cost. There is no provision of subsidy under NSKFDC scheme.

11.15 The Corporation has assisted 5,554 beneficiaries by providing them financial assistance of ₹ 35.15 crore including ₹ 3.79 crore as subsidy for various self employment Schemes during the year 2015-16 (upto December, 2015).

HARYANA BACKWARD CLASSES & ECONOMICALLY WEAKER SECTIONS KALYAN NIGAM

11.16 Haryana Backward Classes & Economically Weaker Sections Kalyan Nigam is working for the economic upliftment of Backward Classes, Minority Communities and Handicapped Persons. Against a target of ₹ 12.50 crore for providing financial assistance to 2,500 persons of Backward Classes during 2015-16, loan of ₹ 483.80 lakh to 902 persons of Backward Classes has been given upto 31st December, 2015. A target of ₹ 10 crore is fixed for providing financial assistance to 2,000 persons of Minority Communities during the year 2015-16 and the Nigam could disburse part payment of loan of earlier cases amounting to ₹ 1.29 lakh to Minority Communities. Against the target of providing financial assistance of

₹ 6.56 crore to 1,300 Differently Abled Persons during 2015-16, ₹ 378.90 lakh have been given to 434 Differently Abled Persons till 31st December, 2015.

SOCIAL JUSTICE & EMPOWERMENT

11.17 Old Age Samman Allowance Scheme prevalent in the State has been based on economic criteria and the eligibility age is 60 years or more so as to give the benefit to the really poor and needy persons. Under this scheme, old persons in the age of 60 years or more, whose husband/wife's annual income from all sources is below ₹ 2 lakh is given benefit @ ₹ 1,200 per month per beneficiary to eligible senior citizens. 14,19,737 eligible senior citizens covered under this scheme upto December, 2015. Out of which numbers of female beneficiaries are 6,80,109. Under this scheme rate of allowance is increased from ₹ 1,200 to 1,400 per month w.e.f. 1st January, 2016 (payable in February, 2016). At present, the State Government has decided that the disbursement of allowance is made through various Banks, Post Offices, CSC and Vodafone etc.

11.18 Widow Pension Scheme is also being implemented to provide security and financial assistance to widows and destitute women. Under this scheme, widows and destitute women aged 18 years and above, who have no other financial support and her own income from all sources is below ₹ 2 lakh per annum are being provided pension at the rate of ₹ 1,200 per month per beneficiary. 6,09,515 such widows and destitute women covered under this scheme upto December, 2015. Under this scheme rate of allowance is increased from ₹ 1,200 to 1,400 per month w.e.f. 1st January, 2016 (payable in February, 2016). At present, the State Government has decided that the disbursement of allowance is made through various Banks & Post Offices, CSC, Vodafone etc.

11.19 The State has also taken a number of steps for rehabilitation of Blind, Deaf, Differently Abled Persons and Mentally Retarded persons. Under this scheme, in the age of 18 years and above differently abled persons, residing in the State, who have no other financial support and her own monthly income from all sources is below the minimum wages of unskilled labour as notified by Labour Department, are being provided pension at the rate of ₹ 1,200 per month per beneficiary. 1,41,336 differently abled persons covered under this scheme upto December, 2015. Out of which numbers of female beneficiaries are 40,506. Under this scheme, rate of allowance is increased from ₹ 1,200 to 1,400 per month w.e.f. 1st January, 2016 (payable in February, 2016). At present, the State Government has decided that the disbursement of allowance is made through various Banks & Post Offices, CSC, Vodafone etc. Scholarships ranging between ₹ 400 to ₹ 1,000 per month were given to differently abled persons students. Un-employment allowance to the educated differently abled

persons (70 percent) are being given between ₹ 500 to ₹ 1,000 per month and in the case of persons having 100 percent disability, the rates of un-employment allowance is ₹ 1,000 per month to Matric/Middle Pass Diploma Holder, ₹ 1,500 per month to Graduate/Matric Pass Diploma Holder and ₹ 2,000 per month to Post Graduate/Graduate Pass Diploma Holder.

11.20 To remove the sense of economic insecurity in the mind of parents who have only daughters, Ladli Social Security Allowance Scheme was implemented w.e.f. 1st January, 2006. Under this scheme, the rate of allowance is ₹ 1,200 per month per beneficiary and allowance is being paid to the families from the 45th birthday of the father/mother, whoever is older of the two till their 60th birthday i.e. for 15 years. Thereafter, they are eligible for Old Age Samman Allowance. 27,959 beneficiaries covered under this scheme upto December, 2015. Out of which, numbers of female beneficiaries are 10,443. Under this scheme, rate of allowance is increased from ₹ 1,200 to 1,400 per month w.e.f. 1st January, 2016 (payable in February, 2016). At present, the State Government has decided that the disbursement of allowance is made through various Banks & Post Offices, CSC and Vodafone etc. No. of beneficiaries and expenditure incurred on social security schemes is given in **Table 11.1**.

Table:11.1 -No. of Beneficiaries and Expenditure Incurred on Social Security Schemes.

| Sr. No. | Name of Scheme | 2014-15 | | 2015-16 (upto December, 2015) | |
|---------|---|----------------------|--------------------------------|----------------------------------|--------------------------------|
| | | No. of beneficiaries | Amount incurred (₹ in lakh) | No. of beneficiaries | Amount incurred (₹ in lakh) |
| 1. | Old Age Samman Allowance | 1399122 | 170351.24 | 1419737 | 149287.13 |
| 2. | Financial Assistance to Destitute Women & Widows | 599662 | 72774.78 | 609515 | 63381.83 |
| 3. | Rehabilitation of Blind, Deaf, Differently Abled and Mentally Retarded Persons: | | | | |
| | (i) Pension to Differently Abled Persons | 140420 | 17136.41 | 141336 | 14788.32 |
| | (ii) Scholarship to Differently Abled Students | 4260 | 234.04 | | 43.36 |
| | (iii) Unemployment Allowance to Educated Differently Abled Persons | 1700 | 23.82 | | 0.71 |
| | (iv) Financial Assistance to Non-School Going Differently Abled Childrens | 5582 | 408.82 | | 355.71 |
| 4. | Ladli Social Security Allowance | 26847 | 3120.36 | 27959 | 2892.67 |
| 5. | Others: | | | | |
| | (i) Financial Assistance to Destitute Childrens | 179573 | 10143.61 | | 7371.08 |
| | (ii) Aam Admi Bima Yojana/ Janshree Bima Yojana | 12000 (families) | 1200.00 | | - |
| | (iii) Family Benefit Scheme | 3933 | 777.00 | | 173.01 |

Source: Social Justice and Empowerment Department, Haryana.

WELFARE OF FREEDOM FIGHTERS

11.21 The State Samman Pension of Freedom Fighters/their Widows of the Haryana State have been increased from ₹ 20,000 to ₹ 25,000 per month (including fixed medical allowance at the rate of ₹ 750 per month) w.e.f 1.4.2014. After death of Freedom Fighters and their spouse the State Samman Pension will be transferred further to their unmarried unemployed daughters and disabled unmarried unemployed sons with 75 percent disability. If there are more than one eligible children, they will get proportionate share in the pension. In addition to Samman Pension, some other schemes/facilities have also been extended to the Freedom Fighters/their Widows and their dependents which are as under:-

- On the death of Freedom Fighter of the State, funeral expenses amount has been enhanced from ₹ 1,500 to ₹ 5,000 w.e.f 13.7.2009.
- Financial assistance to the Haryana State Freedom Fighters/INA personnel and their widows for the marriage of their daughters, grand daughters and dependent sisters has been increased from ₹ 21,000 to ₹ 51,000 w.e.f 20.8.2009 in each case even though more than one marriage is solemnized in a year.

WELFARE OF DEFENCE PERSONNEL

11.22 The State Government is committed for the welfare of Defence Personnel, Ex-Defence Personnel and their families in recognition to the service and supreme sacrifices made by them. The State Government is providing one Time Cash Award to Gallantry Award Winners. The amount of Cash Awards being paid to Gallantry Award Winners (War Time and Peace Time) is given in **Table 11.2**.

Table: 11.2 – One Time Cash Award to Gallantry Awardees.
(in ₹)

| Sr.No. | War Time Gallantry Award | One Time Cash Award |
|--------|---------------------------------------|---------------------|
| 1. | Paramvir Chakra | 20000000 |
| 2. | Mahavir Chakra | 10000000 |
| 3. | Vir Chakra | 5000000 |
| 4. | Sena/Nao/Vayu Sena Medal (Gallantry) | 2100000 |
| 5. | Mention-in-Despatches (Gallantry) | 1000000 |
| | Peace Time Gallantry Award | |
| 1. | Ashok Chakra | 10000000 |
| 2. | Kirti Chakra | 5100000 |
| 3. | Shaurya Chakra | 3100000 |
| 4. | Sena /Nao/Vayu Sena Medal (Gallantry) | 1000000 |
| 5. | Mention-in-Despatches (Gallantry) | 750000 |

Source: Rajya Sainik Board, Haryana.

11.23 The State Government is also providing the Annuity to Gallantry Award Winners prior to 5.10.2007. The amount of Annuity being paid to Gallantry Award Winners is given in **Table 11.3**.

Table:11.3 -Annuity to Gallantry Award Winners.

| | | (in ₹) |
|---------|---------------------------------------|---------|
| Sr. No. | Annuity to Gallantry Award Winners | Annuity |
| 1. | Paramvir Chakra | 300000 |
| 2. | Ashok Chakra | 250000 |
| 3. | Mahavir Chakra | 225000 |
| 4. | Kirti Chakra | 175000 |
| 5. | Vir Chakra | 125000 |
| 6. | Shaurya Chakra | 100000 |
| 7. | Sena /Nao/Vayu Sena Medal (Gallantry) | 50000 |
| 8. | Mention-in-Despatches (Gallantry) | 30000 |

Source: Rajya Sainik Board, Haryana.

11.24 The State Govt. is also providing the Financial Assistance to all Defence Forces personnel's. The amount of Financial Assistance being paid is given in **Table 11.4**.

Table:11.4-Financial Assistance to the Defence Forces Personnel's.

| | | (in ₹) |
|---------|---|-----------------|
| Sr. No. | Financial Assistance | Amount |
| 1. | F.A. to widows of ESM and ESM of above 60 yrs age | 2000 |
| | FA to WW II veterans and their Widows (enhanced from ₹3,000 to ₹ 4,500 w.e.f 22.9.2015) | 4500 |
| 2. | F.A. to Para/Tetra Hemi Plegic ESM | 1500 |
| 3. | F.A. to Orphan Children of ESM | 2000 |
| 4. | F.A. to Disabled ESM | 1500 |
| 5. | F.A. to Blind ESM | 1500 |
| 6. | Grant-in-Aid to RIMC and F.A. to Cadets/Gentlemen Cadets for undertaking the training successfully at NDA/OTA/IMA/Naval and Air Force Academy and any other Defence Academy of National Status | 35000 100000 |
| 7. | F.A. to war widows of Defence Forces Personnel's in addition to Family Pension already getting from GOI | 2000 |

Source: Rajya Sainik Board, Haryana.

11.25 One time cash award to Yudh Seva Medal/Distinguished Service Awardees is also paid by State Govt. is given in **Table 11.5**.

Table: 11.5 One Time Cash Award to Yudh Seva Medal Awardees.

(in ₹)

| Sr. No. | Name of Award | One Time Cash Award |
|---------|--------------------------|---------------------|
| 1. | Sarvotam Yudh Seva Medal | 700000 |
| 2. | Uttam Yudh Seva Medal | 400000 |
| 3. | Yudh Seva Medal | 200000 |
| 4. | Param Vishist Seva Medal | 650000 |
| 5. | Ati Vishist Seva Medal | 325000 |
| 6. | Vishist Seva Medal | 125000 |

Source: Rajya Sainik Board, Haryana.

11.26 Haryana Govt. is providing incentives to Sena Medal, Distinguished Service/Devotion to duty awardees of the Defence Forces which is given in **Table 11.6**.

Table: 11.6 -Incentives to Sena Medal Awardees of the Defence Forces.

(in ₹)

| Sr. No. | Name of Award | One Time Cash Award | Annuity |
|---------|---|---------------------|---------|
| 1. | Sena Medal, Distinguished Service/Devotion to duty who got the award on or after 31.3.2008 and before 19.2.2014 | 34000 | 3500 |
| 2. | Sena Medal, Distinguished Service/Devotion to duty who got the award on or after 19.2.2014 | 175000 | |

11.27 The State Govt. provides Monetary Allowance/Pension to the pre-independence Gallantry Award Winners and their Widows which is given in **Table 11.7**

Table: 11.7- Monetary Allowance/Pension to the Pre-independence Gallantry Award Winners and their Widows.

(in ₹)

| Sr. No. | Name of Award | Monetary Allowance/Pension |
|---------|--|----------------------------|
| 1. | Victoria Cross | 15000 |
| 2. | Military Cross | 10000 |
| 3. | Military Medal | 5000 |
| 4. | Indian Order of Merit | 3000 |
| 5. | Indian Distinguished Service Medal | 2000 |
| 6. | Mention-in-Despatches (only Pre-Independence Gallantry Awardees) | 2000 |

Source: Rajya Sainik Board, Haryana.

11.28 The State Government is providing Govt. service of Class-III and IV to any one dependent of the Martyrs of Defence Forces Personnel on ex-gratia basis. In addition, the State Government is also providing the Ex-gratia Grant to the martyrs who die in harness or get disabled in the performance of their bonafied official duties while serving in operational areas/in war/terrorist or Militant attack/Border Skirmishes and united action peace keeping force and accidents like Air crash, M.T. accident, accident at sea, heart attack and loss of life during natural calamity etc. The grant of ex-gratia admissible under the policy/instructions shall be given in all cases of “Battle Casualty,” as declared by the Defence Authorities, irrespective of any operation or any specified area of operation as notified by Govt. of India. The amount of ex-gratia grant is ₹ 20 lakh, ₹ 20 lakh in case of death due to I.E.D. blast and in case of disability this is ₹ 5 lakh to ₹ 15 lakh depending upon the percentage of disability due to War, Militant, I.E.D. blast battle casualties in operational area or specific area of operation as notified by Govt. of India. This amount will be in addition to the financial assistance given by the Government of India.

EMPLOYMENT

11.29 The Employment Department, Haryana registers applicants for their placement against notified jobs, provides vocational guidance to job seekers & collects employment data from establishments in the organized sector. Department provides large number of e-services to the unemployed persons through its website www.hrex.org. Availing of the online job e-service, 7,59,941 job seekers have registered themselves with the Department website. A new on-line service of Employer Registration has been provided wherein employers can

Table: 11.8 – Employment in Organized Sector in the State.
(As on 31st December)

| Type of Establishment | Number of persons employed | |
|--------------------------------------|----------------------------------|----------------------------------|
| | 2014 | 2015(P) |
| Public Sector | | |
| (i) Central Govt. | 19314 | 19272 |
| (ii) State Govt. | 238679 | 238984 |
| (iii) Quasi Govt. (Central/State) | 95659 | 94197 |
| (iv) Local Bodies | 20248 | 12897 |
| Sub-Total | 373903 (46.10) | 365350 (43.58) |
| Private Sector | 437106 (53.90) | 472949 (56.42) |
| Total | 811009 (100.00) | 838299 (100.00) |

Source : Employment Department, Haryana.

Table: 11.9 –Unemployed Persons Registered with Employed Exchanges.
(As on 31st December)

| Educational Qualification | No. of Unemployed Person Registered | |
|--|-------------------------------------|----------------------------------|
| | 2014 | 2015(P) |
| Uneducated | | |
| Below Matric/Illiterates & Others | 105000 (13.35) | 128257 (16.26) |
| Educated | | |
| (i) Matric | 205142 | 182411 |
| (ii) Hr. Secondary (Under 10+2) | 302790 | 315909 |
| (iii) Graduates | 140203 | 127702 |
| (iv) Post Graduates/ M.Phill/ Ph.D. | 33621 | 34376 |
| Sub-Total | 681756 (86.65) | 660398 (83.74) |
| Total | 786756 (100.00) | 788655 (100.00) |

Source: Employment Department, Haryana.

Table: 11.10 –Qualified Job Seekers Registered with Employment Exchanges.
(As on 31st December)

| Category | No. of Job Seekers | |
|--|--------------------------------|--------------------------------|
| | 2014 | 2015(P) |
| 1 | 2 | 3 |
| I Engineering Personnel | | |
| (i) Graduates Engineers | 4534 | 5075 |
| (ii) Diploma Engineers | 9687 | 10271 |
| (iii) I.T.I. Trained Persons | 25586 | 25492 |
| Sub-Total-I | 39807 (39.89) | 40838 (39.70) |
| II Medical and Para-Medical Personnel | | |
| (i) Allopathic Doctors (MBBS/MD/MS) | 124 | 150 |
| (ii) Ayurvedic and Unani Doctors | 171 | 145 |
| (iii) Dentists | 72 | 63 |
| (iv) Graduate in Homoeopathy | 13 | 20 |
| (v) Para-Medical | 4458 | 4611 |
| Sub-Total-II | 4838 (4.85) | 4989 (4.85) |
| III Agricultural Veterinary Personnel | | |
| (i) Agricultural Graduates/Post Graduates | 256 | 212 |
| (ii) Veterinary Graduates/Post Graduates | 15 | 15 |
| Sub-Total-III | 271 (0.27) | 227 (0.22) |
| Sub-Total-I-III (Technical Personnel) | 44916 (45.01) | 46054 (44.77) |

| 1 | 2 | 3 |
|--|---------------------------|----------------------------|
| IV Teaching Personnel | | |
| (i) J.B.T. Teachers | 8590 | 9655 |
| (ii) Art & Craft Teachers | - | - |
| (iii) B.Ed/M.Ed, Teachers/(Science, Maths., SS & others) | 40726 | 42203 |
| (iv) P.T.I./D.P.Ed/M.P.Ed Teachers | 3539 | 3121 |
| (v) Language Teachers | 2012 | 1843 |
| Sub-Total-IV (Non-Technical Personnel) | 54867 (54.99) | 56822 (55.23) |
| Total –I to IV | 99783 (100.00) | 102876 (100.00) |

Source: Employment Department, Haryana. P: Provisional

register themselves on our website and they can directly check the eligible candidate's data according to their requirement. The information relating to employment in Organized Sector and number of unemployed persons & number of qualified job seekers registered with Employment Exchanges in the State is given in **Table 11.8 to 11.10**.

11.30 Various schemes of Employment Department for the welfare of unemployed youth are as under:-

- **Unemployment Allowance Scheme**

Under the Unemployment Allowance Scheme, an amount of ₹ 21.82 crore was disbursed to 32,361 beneficiaries from 1.4.2015 to 31.12.2015. The balance amount of ₹ 31.94 crore will be spent upto 31.3.2016.

- **Overseas Employment Bureau**

Overseas Placement Services are being provided to interested applicants by the department through Haryana Overseas Placement Society. This is a registered society providing overseas placement services. 3,594 applicants have been registered for legal and secure migration by HOPAS. 104 candidates have been sent abroad for job placement and 103 candidates sent abroad on study visa till date.

- **Vocational Guidance**

Vocational Guidance units provide occupational information to the students and unemployed youths through group guidance, career talks and career weeks. As a result 11,810 applicants were benefited during 1.4.2015 to 31.12.2015.

- **Awareness Camps for Self Employment Schemes**

The Employment Officers in the districts organised 52 awareness camps from 1.4.2015 to 31.12.2015 regarding providing guidance about various self employment schemes run by the Govt. Departments. 8,095 applicants were advised about the schemes run by the Govt. Departments. 8,095 applicants were advised about this schemes with the help of self employment agencies/ departments in these camps.

- **Career Service Centers**

The Government of India is working on establishment of National Career Service Centres to revamp of existing 956 Employment Exchanges in the country. The Centre shall be IT intensive model to cater to various demands of Unemployed and the Employers. It shall furnish information related to Education, Internship, Skill Development Courses, Vocational Training Programmes, Professional Courses, Career Counseling and guidance related to various Government schemes. In its pilot project of 8 districts in 1st phase, Hisar has been selected amongst the 8 districts in the country for setting up the National Career Service Centres (NCSC). Accordingly, the Central Govt. released the funds to the extent of ₹ 25.11 lakh as first installment to the State.

LABOUR WELFARE

11.31 The main function of the Labour Department, Haryana is to maintain industrial peace and harmony in the State and to ensure safety, health and Welfare of the workers. The Department is fully aware of the economic needs of workers. In this regard the rates of minimum wages are fixed or revised from time to time. Now the Government has revised the rate of minimum wages w.e.f. 1.11.2015 at ₹ 7,600 per month and ₹ 292.31 per day for unskilled workers and similar revision for other categories.

11.32 To encourage employment of women in the Information Technology and IT enabled industries in the State, permission under Punjab Shops and Commercial Establishments Act, 1958 have been relaxed for women to work in night shifts with mandatory mechanism for adequate protection during working hours and for employers to take full responsibility for the security and transportation of their women employees. 155 establishments have been granted exemptions u/s 30 of the said Act and 30,788 women employees have been benefited during the period 1.1.2015 to 31.12.2015.

11.33 In district Panipat, Faridabad and Yamunanagar, three rehabilitation centres have been established for destitute and migrant child labour in which free services are provided for accommodation, education and food. For the financial year 2015-16, the State Government has sanctioned a budget of ₹ 1.20 crore.

11.34 Various welfare schemes run by the Haryana Labour Welfare Board like Kanyadan, Scholarship, Spectacle, Financial Assistance to workers in accident, Financial Assistance to widow/dependent, Bicycle, Maternity, Cremation, Uniform, Dental Care, Artificial Limbs, Hearing Aids, Try-cycle, Sewing Machine, LTC, Sports Activity, Cultural Activity, Mental Disorder, Disability and Blind Children of the workers etc. An amount of ₹ 1,566 lakh (approximately) has been spent for extending benefit to more than 18,555 beneficiaries (upto 31.12.2015). The work of Board has been decentralized w.e.f. 16.6.2015

from the Head Quarter, Panchkula to the respective field offices. The offices of Labour Welfare Officer at Yamuna Nagar, Faridabad, Gurgaon, Rohtak, Panipat and Hisar has been made functional and the cases of welfare schemes are being sanctioned in these field offices and the workers are now delivered benefit in their respective zones.

11.35 Further as a part of the “Beti Bachao Beti Padhao Abhiyan” the State Government has decided to extend the welfare facilities of the Haryana Labour Welfare Board and Haryana Building & Other Construction Workers Welfare Board upto three female’s children of the workers instead of only two children envisaged earlier. Now the maternity assistance, scholarship assistance and the marriage assistance shall be available upto three daughters of the beneficiaries.

11.36 Similarly, other welfare schemes run by Haryana Building and Other Construction Worker’s Welfare Board like Kanyadan, Maternity, Education Scholarship, Pension, Disability Pension, Purchase of Tools, Payment of Funeral Assistance, Death Scheme, Medical Assistance, Free Travelling Facility for religious, historical places, Financial Assistance for marriage, Mukhyamantri Mahila Nirman Shramik Sammaan Yojna, Raincoat/Umbrella, Bicycle, Sewing Machine Financial Assistance to the physically disabled/mentally retarded children of the beneficiaries of the Board. An amount of ₹ 6,348.03 lakh have been spent for extending benefits to 53,787 beneficiaries up to 31.12.2015.

SPORTS AND YOUTH AFFAIRS

11.37 Players from Haryana have played a key role in country’s upsurge in international sports arena in recent time. Haryana continued to play a key role in the sports arena in the country. 17th Asian Games were held at Incheon (South Korea) from 19th September to 4th October, 2014 in which 57 medals (11 gold, 10 silver & 36 bronze) won by India out of which 21 medals (6 gold, 2 silver and 13 bronze) were won by Haryana. Besides, in Para Asian Games, 11 medals (1 gold, 5 silver and 5 bronze) were won by Haryana. The cash awards of ₹ 5,065 lakh were distributed to 89 medal winners and participation of Asian Games/Para Asian Games on 11.08.2015 at Chandigarh. In addition, cash award of ₹ 232.50 lakh were also distributed to 71 international medal winners on the same day.

11.38 Cash Awards of ₹ 869 lakh as per Sports Policy, 2015 were given to 236 medal winners of 35th National Games held at Kerala by the department on 21.12.2015 at Inderdhanush Auditorium Sector-5, Panchkula. In addition, cash awards of ₹ 81.50 lakh were also distributed to 22 international medal winners on the same day by the State Govt.

11.39 Haryana Government announced that out standing International Medalists sports persons will be given jobs in HPSC. Besides, demand for recruitment of 498 junior coaches and 44 junior yoga coaches have been sent to HSSC.

Infrastructure

11.40 The State Government has started some major sports infrastructure facilities of international standard out of its resources. Some major sports infrastructure to be developed by the department for which ₹ 1,344 lakh has been released for construction of sports institutional complex in Tau Devi Lal Sports Complex, Sector-3, Panchkula in the year 2015-16.

Sports Equipments

11.41 During the current financial year 2015-16, an indent of ₹ 990 lakh to sent the Supplies & Disposal, Department for the purchase of sports equipment for providing these equipment in Coaching Centres, Nurseries, Academies and Wrestling Akhara etc. In addition to this, sports equipments for ₹ 1 crore under SC component scheme equipments are also being purchased through Supplies & Disposal Department, Haryana during current financial year.

Yoga

11.42 An Announcement has been made for establishment of Yoga Vayayamshala in 6,500 villages. In 1st phase 1,000 Yoga Vayayamshala would be open. These Yoga Vayayamshalas will be establish in 10 villages of every Assembly Constituency. Approval of the Government for recruitment of 7 yoga coaches and 1,000 Yoga Instructors on contract basis have obtained. A Yoga Training Programme for Haryana Government and other Senior Officer was organized at Panchkula from 15th to 16th June, 2015. Yoga competition from 28th to 29th August, 2015 & organization of Yoga Training programme for all Coaches, YCO and ministerial staff in all districts from 16th to 20th November, 2015 and 30th November, 2015 to 4th December, 2015 was organized at district level. State level Yoga Competition from 28th to 30th December, 2015 was organized at Karnal.

SPEED Test

11.43 The Speed Test-2015 has been organized where in 10 lakh players participate and 5,000 players have been selected. These players will be admitted in Sports Nurseries in different districts of the State. Now, 117 sports nurseries have been started w.e.f 1.12.2015.

11.44 Rajiv Gandhi Khel Abhiyan (RGKA) scheme has been started since 1.4.2014 by the Govt. of India. One time seed capital grant in the ratio of 50:50 will be provided by the Government of India & State Government under this scheme. In this scheme it is provided that a estimated cost of ₹ 1.60 crore a Block level Stadium will be constructed in a radius of 2-3 km. from Block HQ or as proposed by State Level Executive Committee. Outfield of the

Stadium will be constructed under the MANERGA scheme with an estimated cost of ₹ 80 lakh. Under Indoor Stadium scheme Block, District and State level, rural competitions (under 16 year boys and girls) and District & State Women Sports Competitions (under 25 years) are also organized by the Department in which 50 percent grant is being provided by the Government of India. A national level competition group- IV has also been organized from 5.1.2016 to 8.1.2016 at Rai (Sonipat). This competition was sponsored by the Ministry of Youth Affairs and Sports Director, Sports Mission RGKA, New Delhi.

11.45 During the year 2015-16, one residential academy for Handball in which 50 players are benefited at Narwana, District Jind and Chandigarh Lawn Tennis Academy is being run by department in which 15 players are benefited.

11.46 In the year 2015-16, the department organized different youth programmes and activities. These are, adventure sports like basic water sports course at Regional Water Sports Centre, Pongdam (H.P.), High Altitude Trekking Camp at Narkanda (HP), Adventure programme at the Bharat Scouts & Guides National Adventure Institute, Panchmari (MP). District level dance, drama, music, cultural workshop in all districts, national integration camp and cultural exchange programme held at Kurukshetra, district level general awareness/knowledge test on the subject of history and culture of Haryana from 9th August to 10th August, 2015 & State level Youth Clubs Seminar held at Ambala from 28th to 30th September, 2015. The department conducted district youth festival & conducted State level youth festival from 25th November, 2015 to 27th November, 2015 in all districts for awareness among the people.

11.47 During the year 2014-15 the budget provision for the Sports & Youth Affairs department was ₹ 203.88 crore and in the financial year 2015-16 budget provision is of ₹ 295.20 crore.

TOURISM

11.48 The main activity of the Tourism Department is to develop tourism infrastructure and promote tourism in the State both in Public Sector and Private Sector. The development activities are funded by the State through its annual plan budget. Haryana Tourism currently has a network of 42 Tourist Complexes having 838 Rooms, 15 Dormitories, 42 Restaurants, 36 Bars, 54 Convention Centers/Banquet/Conference/Multipurpose Halls, 5 Fast Foods, 1 Golf Course and 14 Filling Stations. It has five institutes of Hotel Managements at Kurukshetra, Panipat, Faridabad, Rohtak & Yamuna Nagar. In synergy with the Private Sector, this department has made tourism sector a major engine of economic growth and a catalyst of employment generation. A comprehensive land policy has been provided for developing

tourism in the Public Private Partnership under which Govt. lands can be given on lease for short term (upto 11 years) and for long term (upto 33 years). At present, 5 acre land at Badkhal for setting up new institute of Hotel Management has been given to Lalit Suri Hospitality School on 8.10.2009 on Lease basis for 33 years.

Projects under Public Private Partnership

11.49 Haryana Govt. has taken a special initiative to undertake various Tourism/Hotel Projects in Public Private Partnerships. The Lalit Suri Hospitality School, Badkhal (Faridabad) has been allotted to M/s Bharat Hotels Ltd., New Delhi on a long term lease of 33 years. The Institute has started 3 years degree course in the year 2013. Amusement Park at Tilyar Lake Rohtak, Surajkund Nature Park and camping site at Damdama, Kaziana wellness Resort and Spa at village Mallah are under active consideration of the State Govt. leading to large generation of employment and development of Haryana sub-region of NCR.

Hunar Se Rozgar Scheme

11.50 Greater employment generation by tourism promotion is a long term objective of the Department. The Union Ministry of Tourism has launched a training programme called 'Hunar Se Rozgar Tak' to create employable skills in the interested youth who are in the age group of 18-28 and who are minimum 8th pass. The State Government has implemented this scheme in its own IHMs, in private institutes and also in collaboration with ITDC. A total number of 859 candidates have been imparted training under this scheme upto December, 2015. "Hunar Se Rozgar Tak" scheme was also implemented by Haryana Tourism Corporation on World Tourism Day (27th September, 2013) at various Tourist Complexes. 1,014 person were imparted training in Food Production (8 weeks) during the year 2015-16 They were given Tool Kit, Uniform and Stipend @ ₹ 2,000.

Fairs and Festivals

11.51 Haryana Tourism organizes the Surajkund International Craft Mela every year and the Pinjore Heritage festivals which show case the rich cultural heritage of India to more than a million of domestic and foreign vistors. The 30th Surajkund International Crafts Mela has successfully been held from 1-15th February, 2016 at Surajkund, Faridabad, Haryana. Telangana was the Theme State. Similarly, famous 24th Mango Mela at Pinjore was organized on 4th and 5th July, 2015. The festival has been a great attraction for the tourists. A record number of 3,419 entries had been received from mango growers of Haryana, Punjab, Himachal Pradesh, Uttar Pradesh, Uttarakhand and Chandigarh, in different categories. About 250 varieties of mangoes and about 326 entries of mango by-products were on display. For the first time Yoga Session were conducted by an expert for visitors during the Mela. Mango Mela

is indeed a popular event and last year, the Mela had a total footfall of 28,000 visitors. While this year, it is increased to 28,500 footfall visitors.

ENVIRONMENT

11.52 Environment Department, Haryana exercises administrative control over functioning of State Environment Impact Assessment Authority and Nodal Office between State Government and Haryana State Pollution Control Board. State Level Steering Committee on Climate Change has approved funds of ₹ 4,204 crore as required by the line departments for 5 years to be incorporated in the State Action Plan On Climate Change as per observation of the National Steering Committee. The Department has purchased a one acre plot at approximate cost of ₹ 80,013,500 to establish Environment Training Institute, at IMT Manesar for enhancing competency level of different stakeholders about environment related issues.

11.53 The Department is vigorously implementing various enactments to tackle the environmental pollution problems viz the Water (Prevention & Control of Pollution) Act, 1974, Air (Prevention & Control of Pollution) Act, 1981, Environment (Protection) Act, 1986 and Rules made there under, for Prevention & Control of Water & Air Pollution and Maintain Wholesomeness of Water and Air in the State. The implementing agency is Haryana State Pollution Control Board and Department of Environment exercise administrative control over the functioning of HSPCB.

Achievements During the Year 2015-16

11.54 The Haryana State Pollution Control Board has categorized the industrial units and other projects under Red, Orange and Green category on the directions of CPCB based upon their pollution potential. However, the Board has exempted green category of less polluting industries from the consent management. The period of consent to operate has been increased from 2 to 5 years for Red category and from 3 to 10 years for Orange category of industries/projects. The Board has started online processing of applications for Consent to Establish, Consent to Operate required by every Red/Orange category of industries/projects. Under the provisions of The Water (Prevention and Control of Pollution) Act, 1974 & Air (Prevention and Control of Pollution) Act, 1981. Authorization of services under Hazardous Waste (Management, Handling and Transboundary Movement) Rules, 2008 w.e.f. January, 2013. These applications are being processed by the Board only through online consent management system w.e.f. 1.4.2013.

11.55 The system for payment gateway has already been developed by the NIC Delhi and implemented. The industries can make payment for obtaining consent to establish and consent to operate through e-Payment gateway instead of depositing through bank draft. As per

provisions of above said Acts/Rules a time limit of 120 days has been prescribed in the relevant Acts/Rules to decide the CTE/CTO/Authorization applications. However to achieve the objective of the Haryana Enterprise Promotion Policy, 2015, the Board has already issued the instructions on 20.10.2015 for clearances of CTE within 55 days in normal circumstances, if the case is complete and not referred back to the field office and 65 days in case it is referred back to the field office to get it completed which is close to 60 days.

11.56 The installation of online monitoring system is costly due to which small units may not be in a position to install the same presently. Therefore the process of installing online monitoring systems has been commenced in first phase in the Highly Polluting Industries for monitoring of effluent and air emissions quality. In first phase 101 large and medium scale industries/ projects of highly polluting in nature has been covered for installation of online monitoring system out of which 67 such units have installed the same. It will be gradually taken up in other industries also in phased manner. The provision of online monitoring system will reduce the manual inspection of the industries.

11.57 The Board has recognized 12 Laboratories of Private Sector and 2 Laboratories of Public Sector under Water (Prevention and Control of Pollution) Act, 1974 & Air (Prevention and Control of Pollution) Act, 1981 to facilitate industries for analyzing their samples of effluent/air emissions for consent purposes besides their own 4 Laboratories during the year 2015-16. Dyeing units operating in residential areas of Panipat are being relocated in newly developed Industrial Estate Sector 29, Part-II, so that polluted effluents are effectively treated through Common Effluent Treatment Plant and monitored as well as environmental contamination of ground water is avoided. For this purpose 498 plots has been allotted to various dyeing units. Out of 498 plots allotted, possession has been given for 494 plots and 357 units have been shifted to Sector 29, Part-II. For the treatment of effluent from these units, a Common Effluent Treatment Plant (CETP) of capacity 21 MLD is in operation and is running satisfactorily.

11.58 Gujarat Environment Protection and Infrastructure Ltd. (GEPIL) is operating a Common Hazardous Waste Treatment and Disposal Facility at Pali, Faridabad. This facility has incineration capacity of 12 to 14 tonne per day. The estimated life of the landfill site is 30 years. The Industrial units/projects covered under Hazardous Waste (Management and Handling & Transboundary Movement) Rules, 2008 are utilizing this facility for management and disposal of their Hazardous Waste.

11.59 The Gas Based Thermal Power Plant at Faridabad has installed online stack monitoring facility and linked to the network of the Central Pollution Control Board (CPCB).

This ensures effective and continuous monitoring of pollution levels from remote location. Haryana State Pollution Control Board has set up four continuous Ambient Air Quality Monitoring Stations at Gurgaon, Faridabad, Rohtak & Panchkula. Continuous data of Ambient Air Quality is being monitored through main server and also being supplied to the CPCB. This has facilitated generation of Ambient Air Quality data on continuous basis for better management of air quality. The Bio Chemical Oxygen Demand (BOD) level in the water of River Yamuna at village Palla before entering in Delhi territory remains well within permissible limits of 3 mg./ltr.

11.60 In order to preserve biological resources of the State, Haryana Bio-diversity Board has been constituted in pursuance of The Biological Diversity Act, 2002. The Board will help in documentation and preservation of biological resources of the State. It will also facilitate sharing of knowledge about biological resources of State among the stakeholders. The Haryana State Action Plan on Climate Change has been prepared after consultation with various Government Departments. State action plan was approved by State Steering Committee on climate change. The approved plan has been sent to Ministry of Environment and Forest, Government of India for further endorsement.

Proposed New Projects

11.61 The Department plans to establish Environment Training Institute at IMT Manaser for enhancing competency level of different stakeholders about environment related issues. Software has been prepared for authorization under The Biomedical Waste (Management & Handling) Rules, 1998 and for assessment under The Water (Prevention and Control of Pollution) Cess Act, 1977. Software Modules for laboratories, recyclers/reprocessors of hazardous waste and e-waste have also been prepared. This will save valuable time of the Board & the industry. Online system will expedite clearances in time bound manner and bring efficiency & transparency in the consent system.

Directions Issued for Implementation of Zero Liquid Discharge

11.62 It has been decided to address the issue of pollution of river Ganga in the comprehensive and time bound manner under the National Ganga River Basin Authority (NGRBA). The thrust area had been identified including ensuring zero liquid discharge in the review making by the Hon'ble Prime Minister Office in the activities of the NGRBS on 6.1.2015. Accordingly the CPCB had issued direction u/s 18 (1)(b) of the Water (Prevention & Control of Pollution) Act, 1974 zero liquid discharge from the Distilleries, Pulp and Paper Mills, Sugar Mills and Textile industries and clusters. This would reduce pollution load in river

systems substantially. The Board had issued directions to all the concerned stake holders for implementation of the action plan and will peruse for compliance of directions.

Installation of 3 More Continuous Ambient Air Quality Monitoring Stations

11.63 In the National Capital Region, 9 districts of Haryana State i.e Gurgaon, Faridabad, Palwal, Sonapat, Mewat, Rewari, Jhajjar, Rohtak & Panipat are included. In these 9 cities apart from Panchkula, only 3 stations at Faridabad, Gurgaon and Rohtak have already been installed. The air pollution level in the cities of NCR have increased in the recent past which is needed to be monitored by installing more CAAQMS. During the meeting held on 13.04.2015 under the Chairmanship of Hon'ble Environment Minister Govt. of India, Haryana State committed to install three more Continuous Ambient Air Quality Monitoring Stations (CAAQMS). Accordingly the Board has decided to install three more CAAQMS (one each) at Panipat, Sonapat & Dharuhera (Rewari), cities. The data of these stations shall be displayed at prominent sites in the respective cities and publicity will be given in the status of air quality to sensitize the public.

CO-OPERATIVES

11.64 Cooperative movement has played a major role in transforming the rural economy of Haryana. The movement has provided a number of services including financial assistance to Cooperatives/Members of Cooperative Societies for promoting professional activities. Presently around 29,000 Cooperative Societies of various kinds with membership of more than 54 lakh, are working in the State.

11.65 Government has fixed the Sugarcane price as ₹ 310 per quintal, ₹ 305 per quintal ₹ 300 per quintal for the Early Variety, Mid Variety and Late Variety, respectively during the crushing season 2015-16. For the current season 2015-16, an Intensive Cane Development Plan of ₹ 42.16 crore had been prepared, out of which ₹ 5.70 crore was to be borne by the Sugar Mills as subsidy and balance of ₹ 36.46 crore was to be made available to the farmers as interest free loan for arranging various inputs i.e. seed, fertilized agro-chemicals etc.

11.66 Loan to Cooperative Sugar Mills is given by the Govt. to make payment of cane to cane growers every year. During current financial year, an outlay of ₹ 290 crore was kept for this purpose which has already been utilized to make payments of last year. From the current financial year, it has been orderd to provide loan to Private Sugar Mills also on the pattern Cooperative Sugar Mills. A provision of ₹ 187 crore has been made for this purpose in 1st SBE 2015-16 to Agriculture Department.

11.67 During this year from January to November 2015, 19 new Cooperative Labour & Construction Societies have been registered having 209 unemployed educated youth.

The Primary Cooperative Labour & Construction Societies have executed works to the tune of ₹ 142.08 crore, during these eleven months whereas in the last year the L/C Societies have executed works to the tune of ₹178.98 crore. Now the progress of the Primary Coop. L/C Societies is decreasing day by day. The reason for its decrease is that the Govt. of Haryana has implemented the new PWD Code but now for improving the economic condition of the people of State/Members of Labour & Construction Societies, the Govt. of Haryana has extended concessions to Primary Labour & Construction Societies vide Gazette Notification No. 407-C-7-2012/4487 dated 19.4.2012 upto the year 31.3.2017.

11.68 The Dairy Cooperative in Haryana has procured 3.71 lakh litres milk per day during the period 1.4.2015 to 31.12.2015.

HARYANA STATE CO-OP. SUPPLY & MARKETING FED. (HAFED)

11.69 HAFED is the largest apex cooperative federation of Haryana State. It came into existence on Nov. 1st 1966 alongwith the formation of Haryana as a separate State. Since then it is playing a leading role in serving the farmers of Haryana as well as consumers in India and overseas. The main objectives of the Federation are:

- To make arrangement for procurement, marketing and processing of agricultural produce and allied products.
- To make arrangements for supply of agricultural inputs such as fertilizers, seeds and agro chemicals.
- To facilitate the working of the affiliated Co-operative Societies.

11.70 HAFED has procured 29.55 lakh tonne wheat during Rabi-2015. This constituted about 44 percent of the total wheat procured by all the agencies of the State. During the current Kharif 2015, HAFED has procured 15.15 lakh tonne paddy which constitutes about 36 percent of the total Paddy procured by all the agencies of the State against the allocated share of 35 percent. Whereas in Kharif -2014, 9.85 lakh tone was procured by Hafed. During the current Kharif 2015, HAFED has purchased 4,352 tonne of bajra out of the total procurement of 5,094 tonnes made by all the procurement agencies of the State. Thus Hafed has procured 86 percent of the total produce. With a view to support the sunflower seed growers of the State. Hafed entered the market in June-July, 2015 to procure Sunflower seed from farmers at a minimum support price of ₹ 3,750 per quintal at a time when the market rate was around ₹ 3,000 per quintal. Hafed purchased 4,164 tonne of Sunflower seed during this period which translates into a price benefit of about ₹ 3 crore to the farmers.

Fertilizer

11.71 HAFED has played a vital role in making the timely arrangement of UREA and DAP in the State. HAFED has sold 1.15 lakh tonne DAP and 3.52 lakh tonne Urea from

(1.4.2015 to 31.12.2015 and it has inventory of 0.65 lakh tonne DAP and 0.97 lakh tonne of Urea as on 31.12.2015.

HAFED Sugar Mill, Assandh

11.72 During the crushing season 2014-15, Hafed Sugar Mill, Assandh crushed 30.88 lakh qtl. sugarcane with 10.19 percent sugar recovery. During the previous cane crushing season 2014-15, 100 percent payment on account of cane purchase was made to the farmers in time by the Hafed Sugar Mill Assandh. The target during the crushing season 2015-16 of Hafed Sugar Mill, Assandh is 32 lakh qtl. sugarcane crushing with 10.50 percent sugar recovery.

Marketing of Consumer Products

11.73 Consumer products amounting to ₹ 55.80 crore have been sold by Hafed during the period 1.4.2015 to 31.12.2015.

E-Procurement

11.74 HAFED has switched over to the new e-tendering portal of the State government (<http://haryanaeprocurement.gov.in>). The e-tendering for civil works and some other activities has already been started on the new portal to ensure transparency in the tendering process.

20-POINT PROGRAMME

11.75 A number of programmes enlisted in the 20-Point Programme which addresses the needs and aspirations of the people have undertaken. The Department of Economic and Statistical Analysis, Haryana reviews the 20-Point Programme in the State. The targets and achievements under 20-point Programme are given in **Table 11.11**.

11.76 Under Mahatma Gandhi National Rural Employment Guarantee Act. (MGNREGA), any rural household seeking unskilled manual work could register its family with Gram Panchayat and obtain a Job Card. The Gram Panchayat was entrusted with the legal duty of providing at least 100 days work to the applicant within 15 days of the receipt of application. Upto December, 2015, 35.21 lakh mandays employment have been generated under this scheme in the State. Under Indira Awas Yojana Scheme, against the annual target of 34,771 houses, 5,700 houses have been constructed upto December, 2015. Under EWS/LIG houses in urban areas scheme 5,307 houses have been constructed upto December, 2015 against the target of 353 houses intimated by the department.

11.77 Under National Rural Drinking Water Supply Programme, habitations covered (Partially Covered & Slipped Back), the achievement of 246 habitations have been made against the targets of 495 habitations upto December, 2015.

11.78 The target of 8,000 SC families for assistance under SCA to SCSP & NSFDC has been fixed by the department for the year 2015-16. Against this target, the achievement has been

made of 5,554 families till December, 2015. Under Institutional Delivery Scheme, 2,91,891 women have availed the benefit. 148 ICDS Blocks and 25,962 Anganwadies (cumulative) are in operation upto December, 2015 in the State. 27,679.19 hectare area has been covered under plantations and 215.60 lakh seedlings have been planted. 5,275 pumpsets have been energized against the target of 9,549 pumpsets upto December, 2015.

Table 11.11- Achievements under 20-Point Programme.

| Points/Items | | Unit | 2015-16 (upto Dec, 2015) | |
|--------------|--|-------------------|--------------------------|-------------|
| | | | Targets | Achievement |
| 01A | Mahatma Gandhi National Rural Employment Guarantee Act | Lakh Mandays | Non Targetable | 35.21 |
| 06A | Houses Constructed (Indira Awas Yojna) | Number | 34771 | 5700 |
| 06B | Houses Constructed-EWS/LIG Houses in Urban Areas | Number | 353 | 5307 |
| 07A03 | Habitations Covered (Partially Covered & Slipped Back) | Number | 495 | 246 |
| 08E | Institutional Delivery | Number in lakh | Non Targetable | 291891 |
| 10A02 | SC families assisted under SCA to SCSP & NSFDC | Number | 8000 | 5554 |
| 10A03 | SC students assisted under post matric scholarship | Number | Non Targetable | 21357 |
| 12A | ICDS Blocks Operational (Cumulative) | Cumulative Number | 148 | 148 |
| 12B | Anganwadis Functional (Cumulative) | Cumulative Number | 25962 | 25962 |
| 15A1 | Area Covered Under Plantation | Hectares | 37855.4 | 27679.19 |
| 15A2 | Seedlings Planted | Number in lakh | 274.30 | 215.60 |
| 18D | Pump Sets Energized | Number | 9549 | 5275 |

Source: Department of Economic and Statistical Analysis, Haryana.

PLAN STRATEGY & REVIEW

The Planning Department formulated the State's Plan Budget 2015-16 at ₹ 24,870.87 crore which includes Central Assistance of ₹ 5,106.21 crore for Centrally Sponsored Schemes. This is a growth of 16% over the Revised Plan Outlay of 2014-15. During the year, the State Government also sanctioned 1st Supplementary to various Departments amounting to ₹ 2,166.77 crore. Now after Supplementary the State Plan Outlay is ₹ 27,742.92 crore against which expenditure upto February, 2016 is ₹ 15,961.24 crore (57.5%). Besides, an Off Budget Outlay of ₹ 7,467.50 crore by State Public Sector Enterprises and ₹ 798.39 crore by the Local Bodies will be spent for the development activities in the State.

12.2 While distributing the State Plan Outlay among various Sectors, the Social Services Sector has been given highest priority. The second highest priority has been accorded to the development of Infrastructure of Irrigation, Power, Road & Road Transport and Special Economic Stimulus Package.

SOCIAL SERVICES

12.3 Social Services have been allocated an outlay of ₹ 15,183.71 crore (61.05%). Among Social Services, the highest priority has been accorded to the provision of pension for the old, the differently abled, the widows and the destitute as these are the most vulnerable sections of the society and the State owns a moral responsibility towards them. Accordingly, an outlay of ₹ 3,597.06 crore (14.46%) has been kept for Social Justice & Empowerment. Women and children are the other vulnerable sections which also need the State care. An amount of ₹ 785.80 crore (3.15%) has been set apart for the Women and Child Development Programmes including Nutrition. Education including Technical Education has been provided an outlay of ₹ 4,862.07 crore (19.54%). Health services including Medical Education have also been given a high priority in the Annual Plan by earmarking an outlay of ₹ 1,122.35 crore (4.51%) for these services. The State has already made available safe drinking water to all the villages in the State. Hence, the stress now is on increasing the availability of water to the people in adequate quantity. Accordingly, an outlay of ₹ 1,150.00 crore (4.62%) has been allocated for augmenting the

drinking water supply and improving sanitation. A sum of ₹ 143.80 crore (0.57%) has been allocated for Housing including Police Housing and modernization. An allocation of ₹ 200.00 crore (0.80%) has been made for the Welfare of Scheduled Castes and Backward Classes. A provision of ₹ 2,006.78 crore (8.06%) has been kept for Urban Development. An outlay of ₹ 169.70 crore (0.68%) has been kept for various sports activities in the State. A provision of ₹ 248.06 crore (0.99%) has been kept for Industrial Training Department for enhancing the skill & knowledge of the youth.

DEVELOPMENT OF INFRASTRUCTURE

12.4 An outlay of ₹ 4,441.50 crore which is 17.85% of the total proposed plan outlay of ₹ 24,870.87 crore has been allocated for the improvement/extension of the basic Infrastructure of Irrigation, Power, Roads & Road Transport. Irrigation Sector has been provided an amount of ₹ 957.50 crore (3.84%). Energy Sector i.e. Generation, Transmission and Distribution of Power has been allotted an outlay of ₹ 917.50 crore which is 3.68% of the total plan outlay. Roads and Road Transport Sector has been allocated an outlay of ₹ 2,066.50 crore (8.30%). A provision of ₹ 1,025.00 crore (4.12%) has been made for special Economic Stimulus Package.

AGRICULTURE AND ALLIED ACTIVITIES

12.5 Agriculture and Allied Sector has also been given its due priority. An amount of ₹ 1,795.30 crore (7.21%) has been allocated for this sector. The main strategy for increasing agricultural production involves strengthening of the various supportive programmes like availability of certified seeds in sufficient quantity, balanced use of fertilizers, plant protection measures, land reclamation and other land development programmes. For increasing the production of crops like wheat, rice, oilseeds, cotton and sugarcane, Centrally Sponsored Schemes are also in operation with sizeable allocation.

12.6 A plan provision of ₹ 210.00 crore for the year 2015-16 has been made for CCS Haryana Agriculture University (HAU) to carry out its activities.

12.7 To provide effective and efficient veterinary health services at the nearest point to the livestock owners, network of veterinary institutions is being strengthened in the State. A sum of ₹ 187.50 crore has been allocated for the year 2015-16 for expansion/extension activities of the Animal Husbandry and Dairying Department. A provision of ₹ 226.75 crore has been made for extension of forest cover in the State to maintain ecological balance, improve environment and availability of wood for timber and fuel. An amount of ₹ 471.50 crore has been set apart for the strengthening of co-operative structure in the State.

RURAL DEVELOPMENT

12.8 An outlay of ₹ 2,014.16 crore has been proposed for the Rural Development Sector which includes poverty alleviation programme, aid to Panchayati Raj Institutions under State Finance Commission Award and Community Development. A provision of ₹ 2.20 crore has been proposed for Integrated Rural Energy Programme (IREP) to encourage the people to use fuel/energy saving devices and to promote the use of non-conventional sources of energy such as solar energy and energy produced from agricultural and animal waste. An allocation of ₹ 1,276.96 crore has been proposed for Community Development and Panchayats.

SPECIAL AREA DEVELOPMENT

12.9 For the development of Backward Mewat Area inhabited predominantly by the muslim community, Mewat Development Board is already in existence. An allocation of ₹ 29.00 crore has been set apart for Mewat Development Board for speedy development of this area. Like-wise, for the development of the hilly and semi-hilly areas of districts of Ambala, Panchkula and Yamunanagar, Shivalik Development Board also exists. An allocation of ₹ 16.00 crore has been proposed for the development of these areas. These amounts are in addition to the normal development activities of various departments in these two regions.

IRRIGATION

13.10 Irrigation is a vital input to increase agricultural production. The State has limited water resources viz. canal as well as underground water. Therefore, the thrust is on the optimum use of this resource through minimizing its wastage. Total outlay for this sector has been pegged at ₹ 957.50 crore for 2015-16.

12.11 An allocation of ₹ 702.50 crore has been kept for Major and Medium Irrigation Projects. A provision of ₹ 160.00 crore has been kept for the flood control measures. Command Area Development Programme is being implemented on sharing basis between State and Central Government. An outlay of ₹ 95.00 crore (State Share) has been kept for the year 2015-16.

ENERGY

12.12 Power is a crucial input for the overall development of the economy. It is also essential for improving the quality of life of the people. In order to improve the generation/availability of electricity to the people, an outlay of ₹ 917.50 crore has been allocated for this sector for Annual Plan 2015-16. Out of this, an amount of ₹ 17.50 crore has been provided for Renewable Sources of Energy.

INDUSTRIES

12.13 Haryana due to its Robust & Resilient Economy is progressing towards becoming the most preferred investment destination for Industries. Haryana State Industrial and Infrastructure Development Corporation will continue to participate/assist in the establishment of joint and

private sector industrial units. The Industries Department has taken major initiatives for improving "Ease of Doing Business" through simplification of procedures, minimizing of waiting period, improvement of business environment and introduction of information technology to make governance more efficient and effective.

12.14 The State Govt. has already framed an ambitious Information Technology (IT) Policy and Action Plan in order to make the State a front-runner in the age of Information Revolution and liberal incentives for IT Industry. HARTRON has been entrusted the task of promoting use of Information Technology in all State Govt. Departments. The State Government has also included IT enabled citizen services to the society. An outlay of ₹ 55.03 crore has been earmarked for the above mentioned I.T activities in the State for the Annual Plan 2015-16.

12.15 An outlay of ₹ 172.15 crore has been proposed for various activities of the Industries Sector during 2015-16.

ROADS & TRANSPORT

12.16 An allocation of ₹ 2,066.50 crore has been proposed in the Annual Plan 2015-16 for the development of Road network and Transport facilities in the State. Out of this, an outlay of ₹ 1,850.00 crore has been proposed for the construction of Roads and Bridges. An allocation of ₹ 211.15 crore has been proposed for replacement of old buses, construction of bus stands/shelters, modernization of workshops etc. An outlay of ₹ 5.35 crore is provided for Civil Aviation.

TOURISM

12.17 An allocation of ₹ 31.90 crore has been proposed for Tourism for the expansion of tourist facilities in existing tourist resorts especially in the tourist complexes along main highways at district/sub-divisional headquarters.

DISTRICT PLAN

12.18 An outlay of ₹ 372.50 crore has been proposed for "District Plan" in the State, which will be utilized for development works of local felt needs.

GENERAL SERVICES

12.19 An allocation of ₹ 260.70 crore has been proposed under General Services which will be utilized for construction of essential Administrative buildings including Mini-Secretariats and its allied buildings and building for Jails, Judicial, Excise & Taxation (non-residential buildings), PWD (B&R) buildings, Rest Houses, Holiday Homes, Treasury and Accounts buildings & Hospitality buildings.

EXTERNALLY AIDED PROJECTS

12.20 An outlay of ₹ 600.00 crore has been proposed for Externally Aided Projects of Power Department.

ECONOMIC STIMULUS PACKAGE

12.21 A special economic stimulus package for Infrastructure Development Fund amounting to ₹ 1,025.00 crore is provided for Annual Plan 2015-16 which will be utilized for projects to be taken up on fast track basis such as up-gradation of district hospitals, setting up of new medical college, improvement of water supply & sanitation facilities in urban areas, setting up of special care institutions for the disadvantaged sections of the society, restoration of water courses, housing for the industrial workers and construction of office & residential buildings for the new districts of Mewat & Palwal.

12.22 The size of Plans of the State since its inception and expenditure is given in **Annexure 9.1**.

Annexure 2.1- Receipts of Haryana Government.

(₹ crore)

| Items | 2012-13 | 2013-14 | 2014-15 (R.E.) | 2015-16 (B.E.) |
|---|-----------------|-----------------|-------------------|-------------------|
| 1 Revenue Receipts(A+B) | 33633.53 | 38012.08 | 45419.14 | 52312.10 |
| A) State's Own Sources (a+b) | 28232.15 | 30541.66 | 35280.20 | 40134.79 |
| a) State's own Tax Revenue (i to viii) | 23559.00 | 25566.60 | 29602.75 | 33249.40 |
| i) Land Revenue | 12.97 | 12.42 | 15.50 | 16.50 |
| ii) State Excise | 3236.47 | 3697.34 | 4350.00 | 4567.50 |
| iii) Sales Tax | 15376.58 | 16774.33 | 19930.00 | 22821.40 |
| iv) Taxes on Vehicles | 887.29 | 1094.86 | 1175.00 | 1316.00 |
| v) Stamps & Registration | 3326.25 | 3202.48 | 3300.00 | 3600.00 |
| vi) Taxes on Goods & Passenger | 470.76 | 497.45 | 520.00 | 600.00 |
| vii) Taxes & Duties on Electricity | 191.97 | 219.19 | 232.25 | 240.00 |
| viii) Other Taxes & Duties on Commodities & Services | 56.71 | 68.53 | 80.00 | 88.00 |
| b) State's own Non-Tax Revenue (i to v) | 4673.15 | 4975.06 | 5677.45 | 6885.39 |
| i) Interest Receipts | 1058.21 | 1090.72 | 1234.29 | 1281.41 |
| ii) Dividends & Profits | 7.05 | 6.49 | 7.34 | 7.40 |
| iii) General Services | 535.15 | 585.50 | 445.14 | 434.48 |
| iv) Social Services | 1591.20 | 1687.65 | 2173.45 | 2242.00 |
| v) Economic Services | 1481.54 | 1604.70 | 1817.23 | 2920.10 |
| B) Central Sources (c+d) | 5401.38 | 7470.42 | 10138.94 | 12177.31 |
| c) Share in Central Taxes* | 3062.13 | 3343.24 | 3800.00 | 5680.00 |
| d) Grant- in- aid from Central Government | 2339.25 | 4127.18 | 6338.94 | 6497.31 |
| 2 Capital Receipts(i to iii) | 9622.37 | 9907.43 | 10688.92 | 16673.77 |
| i) Recoveries of Loans | 349.39 | 261.85 | 389.40 | 392.11 |
| ii) Misc. Capital Receipts | 10.81 | 9.89 | 12.36 | 12.50 |
| iii) Public Debt(Net) | 9262.17 | 9635.69 | 10287.16 | 16269.16 |
| Total Receipts(1+2) | 43255.90 | 47919.51 | 56108.06 | 68985.87 |

R.E.-Revised Estimates, B.E.-Budget Estimates

* Share of net proceeds assigned to State by the Centre given under the head "other taxes & duties on commodities and services" included in share in Central taxes instead of State's own tax revenue.

Source : State Budget Documents.

Annexure 2.2- Expenditure of Haryana Government.

(₹ crore)

| Items | 2012-13 | 2013-14 | 2014-15 (R.E.) | 2015-16 (B.E.) |
|---|-----------------|-----------------|-------------------|-------------------|
| 1. Revenue Expenditure (A+B+C) | 38071.72 | 41887.10 | 54919.10 | 61869.62 |
| A Developmental (i+ii) | 26073.08 | 28153.60 | 36544.31 | 41564.02 |
| i) Social Services | 14516.35 | 15413.41 | 21814.65 | 25014.89 |
| ii) Economic Services | 11556.73 | 12740.19 | 14729.66 | 16549.13 |
| B Non-Developmental (i to v) | 11896.75 | 13597.32 | 18128.21 | 20092.45 |
| i) Organs of State | 498.48 | 560.78 | 880.85 | 779.15 |
| ii) Fiscal Services | 270.57 | 287.06 | 374.61 | 424.63 |
| iii) Interest Payment & Servicing of Debt. | 4955.32 | 5849.77 | 7895.13 | 9088.75 |
| iv) Administrative Services | 2530.69 | 2729.45 | 3523.54 | 3868.80 |
| v) Pensions & Miscellaneous General Services | 3641.69 | 4170.26 | 5454.08 | 5931.12 |
| C Others* | 101.89 | 136.18 | 246.58 | 213.15 |
| 2. Capital Expenditure (D+E) | 6283.84 | 4710.21 | 6530.72 | 7270.67 |
| D Developmental (i+ii) | 5924.96 | 4307.33 | 6001.55 | 6683.90 |
| i) Social Services | 1575.50 | 1985.48 | 2592.63 | 3065.88 |
| ii) Economic Services | 4349.46 | 2321.85 | 3408.92 | 3618.02 |
| E Non-Developmental (i+ii) | 358.88 | 402.88 | 529.17 | 586.77 |
| i) General Services | 250.60 | 282.16 | 322.05 | 354.66 |
| ii) Loans for Govt. Servant other than Housing | 108.28 | 120.72 | 207.12 | 232.11 |
| 3. Total Expenditure(1+2=4+5+6) | 44355.56 | 46597.31 | 61449.82 | 69140.29 |
| 4. Total Developmental Expd. (A+D) | 31998.04 | 32460.93 | 42545.86 | 48247.92 |
| 5. Total Non-Developmental Expd. (B+E) | 12255.63 | 14000.20 | 18657.38 | 20679.22 |
| 6. Others* (C) | 101.89 | 136.18 | 246.58 | 213.15 |

R.E.- Revised Estimates, B.E.–Budget Estimates

*Compensation & assignment to Local Body and Panchayati Raj Institutions.

Source : State Budget Documents.

Annexure 2.3- Financial Position of Haryana Government.

(₹ crore)

| Items | 2012-13 | 2013-14 | 2014-15 (R.E.) | 2015-16 (B.E.) |
|--|------------|------------|-------------------|-------------------|
| 1. Opening Balance | | | | |
| According to Books of | | | | |
| a) AG | (-)49.46 | 164.97 | (-)652.31 | (-)202.48 |
| b) RBI | (-)39.96 | 170.78 | (-)616.92 | (-)167.09 |
| 2. Revenue Account | | | | |
| a) Receipts | 33633.53 | 38012.08 | 45419.14 | 52312.10 |
| b) Expenditure | 38071.72 | 41887.10 | 54919.10 | 61869.62 |
| c) Surplus/Deficits | (-)4438.19 | (-)3875.02 | (-)9499.96 | (-)9557.52 |
| 3. Misc. Capital Receipts | 10.81 | 9.89 | 12.36 | 12.50 |
| 4. Capital Outlay | 5761.84 | 3934.60 | | |
| 5. Public Debt | | | | |
| a) Debt Incurred | 15560.31 | 17712.95 | 20933.64 | 26304.67 |
| b) Repayments | 6298.14 | 8077.26 | 10646.48 | 10035.51 |
| c) Net | (+)9262.17 | 9635.69 | 10287.16 | 16269.16 |
| 6. Loans & Advances | | | | |
| a) Advances | 521.99 | 775.61 | 962.15 | 1366.77 |
| b) Recoveries | 349.39 | 261.85 | 389.40 | 392.11 |
| c) Net | (-)172.60 | (-)513.76 | (-)572.75 | (-)974.66 |
| 7. Inter State Settlement | - | - | - | - |
| 8. Appropriation to Contingency Fund | - | - | - | - |
| 9. Contingency Fund (Net) | - | - | - | - |
| 10. Small Saving, Provident Fund etc. (Net) | 457.96 | 720.99 | 655.00 | 662.00 |
| 11. Deposits & Advances, Reserve Funds and Suspense & Misc. (Net) | (+)928.72 | (-)2860.23 | 5063.59 | (-)577.36 |
| 12. Remittances (Net) | (-)72.60 | (-)0.24 | 73.00 | 50.00 |
| 13. Net (On Year's Account) | (+)214.43 | (-)817.28 | 449.83 | (-)19.78 |
| 14. Year's Closing Balance | | | | |
| According to Books of | | | | |
| a) AG | (+)164.97 | (-)652.31 | (-)202.48 | (-)222.26 |
| b) RBI | (+)170.78 | (-)616.92 | (-)167.09 | (-)186.87 |

R.E.- Revised Estimates, B.E.–Budget Estimates
Source: State Budget Documents.

Annexure 2.4- Budgetary Expenditure of Haryana Govt. as per Economic Classification.

(₹ crore)

| Items | 2012-13 | 2013-14 | 2014-15 (R.E.) | 2015-16 (B.E.) |
|--|-----------------|-----------------|-------------------|-------------------|
| I Administrative Departments (1 to 7) | 40132.73 | 42418.79 | 55952.36 | 64399.03 |
| 1. Consumption Expenditure (i+ii) | 15615.85 | 17010.98 | 22171.26 | 26305.08 |
| i) Compensation of Employees | 14015.17 | 14964.83 | 19399.83 | 22860.32 |
| ii) Net Purchase of Commodities & Services including Maintenance | 1600.68 | 1828.24 | 2300.45 | 2947.10 |
| iii) Transfers in kind | - | 217.91 | 470.98 | 497.66 |
| 2. Current Transfers* | 17134.73 | 19082.29 | 24871.65 | 27916.68 |
| 3. Gross Capital Formation | 4308.88 | 2649.23 | 4305.14 | 4801.23 |
| 4. Capital Transfers | 2283.29 | 2657.80 | 3106.44 | 3633.48 |
| 5. Net Purchase of Financial Assets | 258.30 | 138.03 | 471.96 | 347.62 |
| 6. Loans & Advances | 522.00 | 775.61 | 962.15 | 1366.77 |
| 7. Net purchase of Physical Assets | 9.68 | 104.85 | 63.76 | 28.17 |
| II Departmental Commercial Undertakings (1 to 6) | 3531.24 | 3770.37 | 4601.45 | 4985.99 |
| 1. Purchase of Goods & Services including Maintenance | 695.18 | 1124.58 | 1408.24 | 1460.70 |
| 2. Compensation of Employees | 1458.43 | 1192.55 | 1996.50 | 2256.18 |
| 3. Consumption of Fixed Capital (Depreciation) | 33.95 | 33.94 | 39.91 | 42.92 |
| 4. Interest | 483.33 | 525.05 | 436.62 | 439.12 |
| 5. Gross Capital Formation | 853.01 | 876.66 | 699.68 | 764.57 |
| 6. Net Purchase of Physical Assets | 7.34 | 17.59 | 20.50 | 22.50 |
| Total Expenditure(I+II) | 43663.97 | 46189.16 | 60553.81 | 69385.02 |

R.E –Revised Estimates, B.E. – Budget Estimates

* Current Transfers also include subsidies & interest.

Source: State Budget Documents/Deptt. of Economic and Statistical Analysis, Haryana.

Annexure 5.1 Annual Index of Industrial Production

Base Year 2004-05=100

| Group | Description | Weight | Index | | |
|-------|--|---------|---------|---------|-------------|
| | | | 2012-13 | 2013-14 | 2014-15 (P) |
| 15 | Food products and beverages | 54.98 | 163.4 | 187.4 | 173.5 |
| 16 | Tobacco products | 0.55 | 95.3 | 96.3 | 73.7 |
| 17 | Textiles | 38.77 | 70.4 | 84.1 | 102.7 |
| 18 | Wearing apparel; dressing & dyeing of fur | 47.59 | 158.5 | 173.5 | 164.3 |
| 19 | Tanning & dressing of leather; manufacture of luggage, handbags, sadlery, harness and footwear | 6.25 | 97.5 | 88.8 | 99.3 |
| 20 | Wood & products of wood & cork, except furniture; manufacture of articles of straw & plating materials | 3.11 | 167.1 | 170.0 | 181.6 |
| 21 | Paper & paper products | 9.67 | 119.4 | 123.9 | 124.4 |
| 22 | Publishing, printing & reproduction of recorded media | 2.72 | 87.6 | 106.7 | 118.7 |
| 23 | Coke, refined petroleum products and nuclear fuel | 0.25 | 155.4 | 174.6 | 185.4 |
| 24 | Chemicals & chemicals products | 36.73 | 159.8 | 167.9 | 115.0 |
| 25 | Rubber and plastic products | 31.07 | 138.9 | 161.5 | 171.6 |
| 26 | Other non-metallic mineral products | 14.70 | 150.6 | 228.3 | 280.4 |
| 27 | Basic metals | 109.70 | 197.6 | 194.6 | 207.7 |
| 28 | Fabricated metal products, except machinery and equipment | 24.55 | 221.7 | 237.8 | 270.5 |
| 29 | Machinery & equipment n.e.c. | 63.15 | 254.1 | 401.2 | 482.7 |
| 30 | Office, accounting & computing machinery | 4.12 | 234.2 | 175.5 | 201.9 |
| 31 | Electrical machinery & apparatus n.e.c. | 22.81 | 147.8 | 176.3 | 218.4 |
| 32 | Radio, television and communication equipment and apparatus | 7.44 | 200.4 | 203.7 | 219.5 |
| 33 | Medical, precision & optical instruments, watches and clocks | 17.10 | 131.0 | 179.3 | 166.1 |
| 34 | Motor vehicles, trailers and semi-trailers | 233.94 | 180.5 | 138.7 | 158.8 |
| 35 | Other transport equipment | 173.52 | 175.5 | 165.9 | 150.1 |
| 36 | Furniture; manufacturing n.e.c. | 15.50 | 78.7 | 75.6 | 69.3 |
| | Manufacturing | 918.22 | 173.6 | 177.8 | 187.6 |
| | Electricity | 81.78 | 243.5 | 252.7 | 275.4 |
| | General Index | 1000.00 | 179.3 | 184.0 | 194.8 |

P: Provisional

Source:- Department of Economic & Statistical Analysis, Haryana.

Annexure 5.2 Growth of Industry Product Groups (IIP Base year 2004-05=100)

| Industry Group | Weight | 2012-13 | 2013-14 | 2014-15 (P) |
|---|--------|---------|---------|-------------|
| Manufacturing | 918.22 | 4.6 | 2.4 | 5.5 |
| Industrial Groups with growth rates above 10% during 2014-15 | | | | |
| 17. Manufacture of textiles | 38.77 | -10.7 | 19.5 | 22.1 |
| 19. Tanning and dressing of leather ; manufacture of luggage, handbags, saddlery, harness and footwear | 6.25 | -9.4 | -8.9 | 11.8 |
| 22. Publishing, printing & reproduction of recorded media | 2.72 | 1.3 | 21.8 | 11.2 |
| 26. Manufacture of other non-metallic mineral products | 14.70 | 10.4 | 51.6 | 22.8 |
| 28. Manufacturing of fabricated metal products, except machinery & equipment | 24.55 | 7.8 | 7.3 | 13.8 |
| 29. Manufacture of machinery & equipment n.e.c. | 63.15 | 23.5 | 57.9 | 20.3 |
| 30. Manufacture of office, accounting & computing machinery | 4.12 | 8.3 | -25.1 | 15.0 |
| 31. Manufacture of electrical machinery & apparatus n.e.c. | 22.81 | 12.6 | 19.3 | 23.9 |
| 34. Manufacture of motor vehicles, trailers & semi trailers | 233.94 | -6.8 | -23.1 | 14.5 |
| Industry Groups with growth rates between 5% to 10% during 2014-15 | | | | |
| 20. Manufacture of wood and of products of wood & cork, except furniture; manufacture of furniture, manufacture of articles of straw & plating materials | 3.11 | 6.1 | 1.7 | 6.8 |
| 23. Manufacture of coke, refined petroleum products and nuclear fuel | 0.25 | 7.6 | 12.4 | 6.2 |
| 25. Manufacturing of rubber and plastics products | 31.07 | 13.0 | 16.2 | 6.3 |
| 27. Manufacture of basic metals | 109.70 | 24.6 | -1.5 | 6.7 |
| 32. Manufacture of radio, television and communication equipment and apparatus | 7.44 | 5.4 | 1.6 | 7.8 |
| Industry Groups with growth rates below 5% during 2014-15 | | | | |
| 21. Manufacture of paper and paper products | 9.67 | 6.5 | 3.7 | 0.4 |
| Industrial Groups with negative growth rates during 2014-15 | | | | |
| 15. Manufacture of food products and beverages | 54.98 | 6.9 | 14.7 | -7.4 |
| 16. Manufacture of tobacco products | 0.55 | 0.9 | 1.0 | -23.5 |
| 18. Manufacture of wearing apparel; dressing and dyeing of fur | 47.59 | 10.9 | 9.5 | -5.3 |
| 24. Manufacture of chemicals & chemical products | 36.73 | 2.1 | 5.0 | -31.5 |
| 33. Manufacture of medical, precision and optical instruments, watches & clocks | 17.10 | 3.2 | 36.8 | -7.4 |
| 35. Manufacture of other transport equipment | 173.52 | -0.5 | -5.4 | -9.5 |
| 36. Manufacture of Furniture; manufacturing n.e.c. | 15.50 | 8.7 | -3.9 | -8.3 |

P: Provisional Source:- Department of Economic & Statistical Analysis, Haryana.

Annexure 9.1- Outlay/Expenditure under Plans of Haryana.

(₹ Crore)

| Plan Period | | Approved Outlay | Expenditure |
|---------------------|----------------|------------------------|-------------------------------|
| Annual Plan | 1966-69 | 77.11 | 94.14 |
| Fourth Plan | 1969-74 | 225.00 | 358.26 |
| Fifth Plan | 1974-79 | 601.35 | 677.34 |
| Annual Plan | 1979-80 | 219.76 | 202.96 |
| Sixth Plan | 1980-85 | 1800.00 | 1595.47 |
| Seventh Plan | 1985-90 | 2900.00 | 2510.64 |
| Annual Plan | 1990-91 | 700.00 | 615.02 |
| Annual Plan | 1991-92 | 765.00 | 699.39 |
| Eighth Plan | 1992-97 | 5700.00 | 4899.19 |
| Ninth Plan | 1997-02 | 11600.00 | 7986.12 |
| Tenth Plan | 2002-07 | 12000.00 | 12979.64 |
| Eleventh Plan | 2007-12 | 35000.00 | 43161.22 |
| Twelfth Plan | 2012-17 | 90000.00 | |
| Projected Outlay | | | |
| Annual Plan | 2012-13 | | |
| (i) Approved Outlay | | 14500.00 | |
| (ii) Revised Outlay | | 14424.17 | 12520.87 |
| Annual Plan | 2013-14 | | |
| (i) Approved Outlay | | 18000.00 | |
| (ii) Revised Outlay | | 17235.13 | 13929.96 |
| Annual Plan | 2014-15 | | |
| (i) Approved Outlay | | 21520.15 | |
| (ii) Revised Outlay | | 21327.66 | 17801.40 |
| Annual Plan | 2015-16 | | |
| Approved Outlay | | 24870.87 | 15961.24 (Upto Feb., 2016) |

Source: Department of Economic & Statistical Analysis, Haryana.



DEPARTMENT OF ECONOMIC & STATISTICAL ANALYSIS, HARYANA
Yojana Bhawan, Bays No. 21-28, Sector - 4, Panchkula
Ph.: 0172-2560139 E-mail : esa@hry.nic.in web.: www.esaharyana.gov.in