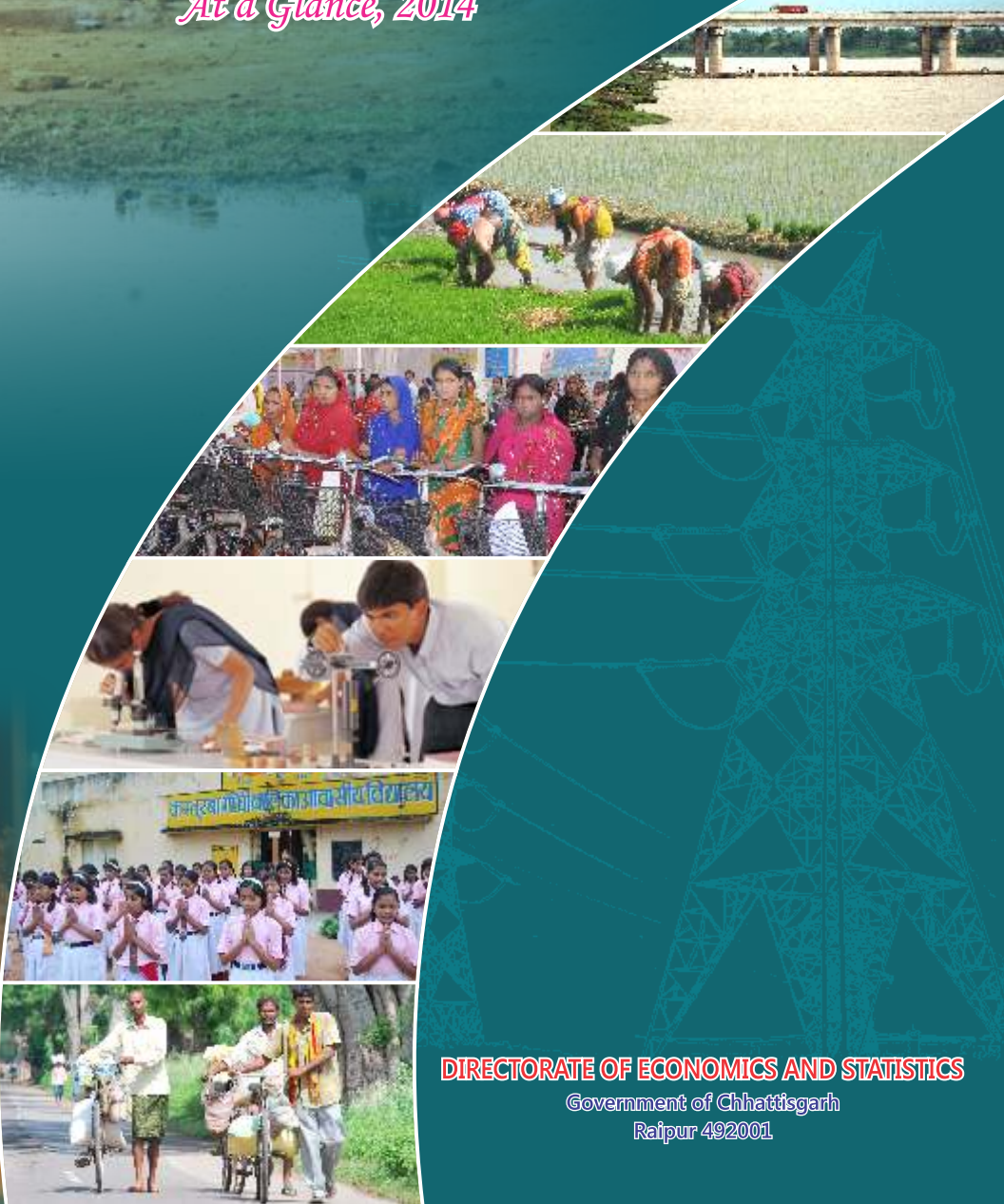




CHHATTISGARH

At a Glance, 2014



DIRECTORATE OF ECONOMICS AND STATISTICS

Government of Chhattisgarh

Raipur 492001

Chhattisgarh At a Glance, 2014



CHHATTISGARH

At a Glance, 2014



Issued by

DIRECTORATE OF ECONOMICS AND STATISTICS

Government of Chhattisgarh
Kaushalya Bhawan Campus, Byron Bazar
Raipur 492001
Website : descg.gov.in

Directorate of Economics and Statistics, Chhattisgarh

PREFACE

“Chhattisgarh At a Glance 2014” is the eleventh issue in this series issued by the Directorate.

This publication incorporates secondary information on various socio - economic parameters of the State. Chhattisgarh At a Glance is based on the guiding principle of publishing the latest available data on or upto the year of publication, irrespective of its status like advance, provisional or final. The information on population characteristics have been derived from the final result of Census 2011. Information on other parameters have been collected from various Organizations / Departments. I am grateful for their timely cooperation.

I am also thankful to the officers and staff of the Directorate of Economics and Statistics who have worked tirelessly to bring out this issue. I hope that the readers will find this issue very informative and useful.

Suggestion for further improvement in coverage and content of the publication are welcome.

Raipur
Date : 31-03-2015



Commissioner-cum-Director
Directorate of Economics & Statistics
Chhattisgarh, Raipur

<i>Contents</i>		<i>Page No.</i>
1.	GENERAL INFORMATION	01
2.	POPULATION	01-02
3.	AGRICULTURE	03-05
4.	HORTICULTURE	05
5.	IRRIGATION	06
6.	LIVE STOCK & POULTRY	06-07
7.	FISHERIES	07-08
8.	FOREST	08-09
9.	ELECTRICITY	09-10
10.	GEOLOGY & MINING	10
11.	INDUSTRY	11
12.	LITERACY & EDUCATION	11-12
13.	PUBLIC HEALTH & FAMILY WELFARE	13
14.	TRANSPORT & COMMUNICATION	14
15.	LABOUR & EMPLOYMENT	15
16.	POLICE & CRIME	16
17.	RURAL DEVELOPMENT	16-17
18.	FOOD SECURITY & FOOD SUPPLY	17
19.	DRINKING WATER AVAILABILITY	18
20.	BANKING	19
21.	COOPERATIVE	20
22.	STATE FINANCE	21
22.	STATE DOMESTIC PRODUCT	21-22
24.	LOCAL BODIES	22-23
25.	WOMEN & CHILD DEVELOPMENT	23-24
26.	SOCIAL WELFARE	24
27.	ABBREVIATION	25

1 GENERAL INFORMATION

S.N.	Item	Ref. Year	Unit	Statistics
I	Geographical location			
	Latitude	17°46'	and 23°15' N	
	Longitude	80°30'	and 84°23' E	
	Area		Hect.	13789836
II	Administrative Set-up			
	Districts	2014	No.	27
	Sub Divisions	2014	No.	79
	Tahsils	2014	No.	149
	SubTahsils	2014	No.	52
	Revenue Inspector Circle	2014	No.	257
	Development Blocks- Total	2014	No.	146
	Development Blocks- Tribal	2014	No.	85
	District Panchayats	2014	No.	27
	Janpad Panchayats	2014	No.	146
	Gram Panchayats (as on 30.09.2014)	2014	No.	9733
	Municipal Corporations	2014	No.	10
	Municipal Councils	2014	No.	32
	Nagar Panchayats	2014	No.	127

2 POPULATION (CENSUS-2011)

S.N.	Item	Ref. Year	Unit	Statistics
I	Villages			
	Villages Total	Ce.-2011	No.	20126
	Villages - Inhabited	Ce.-2011	No.	19567
	Villages - Inhabited	Ce.-2011	No.	559

S.N.	Item	Ref. Year	Unit	Statistics
II	Total Household	Ce.-2011	Th. No.	5651
	Rural	Ce.-2011	Th. No	4366
	Urban	Ce.-2011	Th. No	1285
III	Population Total	Ce.-2011	Th. No	25545
	Male	Ce.-2011	Th. No	12833
	Female	Ce.-2011	Th. No	12712
	Rural	Ce.-2011	Th. No	19608
	Male	Ce.-2011	Th. No	9797
	Female	Ce.-2011	Th. No	9811
	Urban	Ce.-2011	Th. No	5937
	Male	Ce.-2011	Th. No	3035
	Female	Ce.-2011	Th. No	2902
	Scheduled Caste	Ce.-2011	Th. No	3274
	Male	Ce.-2011	Th. No	1642
	Female	Ce.-2011	Th. No	1632
	Rural	Ce.-2011	Th. No	2512
	Male	Ce.-2011	Th. No	1259
	Female	Ce.-2011	Th. No	1253
	Urban	Ce.-2011	Th. No	762
	Male	Ce.-2011	Th. No	383
	Female	Ce.-2011	Th. No	379
	Scheduled Tribe	Ce.-2011	Th. No	7823
	Male	Ce.-2011	Th. No	3873
	Female	Ce.-2011	Th. No	3950
	Rural	Ce.-2011	Th. No	7231
	Male	Ce.-2011	Th. No	3577
	Female	Ce.-2011	Th. No	3654
	Urban	Ce.-2011	Th. No	592
	Male	Ce.-2011	Th. No	296
	Female	Ce.-2011	Th. No	296

3 AGRICULTURE

S.N.	Item	Ref. Year	Unit	Statistics
I	Land Utilization (As per village records)			
	Total Geographical Area	2013-14	Th. Hect.	13790
	Forest Area (Incl. Revenue forest)	2013-14	Th. Hect.	6331
	Land not available for cultivation	2013-14	Th. Hect.	1027
	Culturable fallow & Un-culturable land	2013-14	Th. Hect.	1232
	Permanent Pastures and other Grazing land	2013-14	Th. Hect.	882
	Land under misc. tree crops	2013-14	Th. Hect.	1
	Land available for cultivation	2013-14	Th. Hect.	349
	Fallow Land	2013-14	Th. Hect.	514
	Land Other than current Fallow	2013-14	Th. Hect.	254
	Current Fallow Land (2-5 years)	2013-14	Th. Hect.	260
	Net Area Sown	2013-14	Th. Hect.	4686
	Area Sown more than once	2013-14	Th. Hect.	1012
	Gross cropped area	2013-14	Th. Hect.	5698
II	Operational Holdings (Agriculture Census 2010-11)			
	Total			
	Land Holdings		Th. No.	3746
	Area		Th. Hect	5084
	Marginal (0.5 to 1.0 Hect.)			
	Land Holdings		Th. No.	2182
	Area		Th. Hect	953
	Small (1.0 to 2.0 Hect.)			
	Land Holdings		Th. No.	831
	Area		Th. Hect	1179

S.N.	Item	Ref. Year	Unit	Statistics
	Semi Medium (2.0 to 4.0)			
	Land Holdings		Th. No.	503
	Area		Th. Hect.	1348
	Medium (4.0 to 10.0)			
	Land Holdings		Th. No.	202
	Area		Th. Hect.	1153
	Large (Over to Hundred)			
	Land Holdings		Th. No.	28
	Area		Th. Hect.	451
III	Gross Area Under Principal Crops			
	Area under Total Food grain	2013-14	Th. Hect	5391
	Cereals - Total	2013-14	Th. Hect	4359
	Pulses - Total	2013-14	Th. Hect	856
	Fruits and Vegetables	2013-14	Th. Hect	138
	Condiments and Spices	2013-14	Th. Hect	14
	Sugar-cane	2013-14	Th. Hect	24
	Total non food crops	2013-14	Th. Hect	305
	Oil Seeds - Total	2013-14	Th. Hect	301
	Total Fiber Crops	2013-14	Th. Hect	3
	Other non-food crops	2013-14	Th. Hect	1
IV	Out of Total crops			
	Kharif Area	2013-14	Th. Hect	4578
	Rabi Area	2013-14	Th. Hect	1120
V	Chemical Fertilizer Consumption	2013-14	Th. ton.	778.4
	Nitrogen (N)	2013-14	Th. ton.	449.0
	Phosphatic (P)	2013-14	Th. ton.	234.3
	Potash (K)	2013-14	Th. ton.	95.0

S.N.	Item	Ref. Year	Unit	Statistics
VI	Agriculture Production			
	Food Grain Production			
	All food grains	2013-14	Th. ton.	8019
	Cereals	2013-14	Th. ton.	7533
	Pulses	2013-14	Th. ton.	486
	Production of Commercial Crops			
	Oil Seeds	2013-14	Th. ton.	210
	Sugar- cane	2013-14	Th. ton.	24

4 HORTICULTURE

S.N.	Item	Ref. Year	Unit	Statistics
I	Area and Production			
	Area under Principal Fruits	2013-14	Hect.	216272
	Production of Fruits	2013-14	ton	1957519
	Area under Vegetables	2013-14	Hect.	400024
	Production of Vegetables	2013-14	ton	5438567
	Area under Spices	2013-14	Hect.	90174
	Production of Spices	2013-14	ton	617591
	Area under Floriculture	2013-14	Hect.	10115
	Production of Floriculture	2013-14	ton	45707
	Area under Medicinal Plants	2013-14	Hect.	8444
	Production of Medicinal Plants	2013-14	ton	50246

5 IRRIGATION

S.N.	Item	Ref. Year	Unit	Statistics
I	Catchment Area of Rivers			
	Ganga Cacher	2013-14	Sq.Km	18407
	Brahmni Cacher	2013-14	Sq.Km	1395
	Narmada Cacher	2013-14	Sq.Km	744
	Mahanadi Cacher	2013-14	Sq.Km	75858
	Godawari Cacher	2013-14	Sq.Km	38694
II	Source wise Net Irrigated Area (CLR)	2013-14	Lakh Hect.	14.62
	Canals	2013-14	Lakh Hect.	8.74
	Tanks	2013-14	Lakh Hect.	0.50
	Wells	2013-14	Lakh Hect.	0.19
	Tube wells	2013-14	Lakh Hect.	4.39
	Other sources	2013-14	Lakh Hect.	0.81
III	Gross irrigated area (CLR)	2013-14	Lakh Hect.	17.51

6 LIVESTOCK & POULTRY (CENSUS 2012)

S.N.	Item	Ref. Year	Unit	Statistics
I	Total Live Stock	2012	Lakh	150.40
	Total Cattles/Bufaloes	2012	Lakh	112.03
	Cows-Oxen	2012	Lakh	98.13
	Bufaloes	2012	Lakh	13.90
	Total Other Live Stock	2012	Lakh	38.37
	Sheep	2012	Lakh	1.68
	Goats/ Ponies	2012	Lakh	32.25/016

S.N.	Item	Ref. Year	Unit	Statistics
	Pigs	2012	Lakh	4.39
	Other	2012	Lakh	0.036
II	Poultry	2012	Lakh	179.54
	Total Fowls	2012	Lakh	176.27
	Ducks	2012	Lakh	2.23
	Other	2012	Lakh	1.04
III	Production			
	Milk	2013-14	Th. ton	1208.61
	Egg	2013-14	Lakh No.	14330.29
	Wool	2013-14	ton	105.98
	Meat	2013-14	ton	36181.94

7 FISHERIES

S.N.	Item	Ref. Year	Unit	Statistics
I	Person Engaged in Fishery	2013-14	Th.No.	209.00
	Male	2013-14	Th.No.	159.31
	Female	2013-14	Th.No.	34.22
	Children	2013-14	Th.No.	15.47
II	Fish Production	2013-14	ton	284959
III	Fish Seed Production	2013-14	Lakh Spawn	44364
IV	Fish Productivity			
	Rural Ponds	2013-14	Kg / Hect,	2975
	Irrigation Reservoirs	2013-14	Kg / Hect,	185

S.N.	Item	Ref. Year	Unit	Statistics
V	Fish-Import, Export & Consumption			
	Production	2013-14	ton	284959
	Imports	2013-14	ton	22849
	Exports	2013-14	ton	37782
	Consumption	2013-14	ton	270026

8 FOREST

S.N.	Item	Ref. Year	Unit	Statistics
I	Classification Of Forest (Commissioner of Land Records)			
	Reserved Forest	2013-14	Sq.Km.	24372
	Protected Forest	2013-14	Sq.Km.	20036
	Unclassified Forest	2013-14	Sq.Km.	502
	Revenue Forest	2013-14	Sq.Km.	18402
	Total Forest Area	2013-14	Sq.Km.	63312
II	Plant based Classification of Forest (Forest Department)			
	Sal forest	2011-12	Sq.Km.	24244.88
	Sagon forest	2011-12	Sq.Km.	5633.13
	Mixed forest	2011-12	Sq.Km.	26018.38
	Unclassified	2011-12	Sq.Km.	3876.01
III	Forest Produce - Main			
	Timber Wood	2011-12	Cu.mtr	96550
	Fire Wood	2011-12	piece	126700
	Industrial Bamboo	2011-12	ton	8280
	Commercial Bamboo	2011-12	ton	5860
IV	Forest Produce - Minor			
	Collected Tendu Leaves	2011-12	Lakh Std. Bags	17.15

S.N.	Item	Ref. Year	Unit	Statistics
	Sal seeds collected	2011-12	Lakh Qtls	7.14
	Harra collected	2011-12	ton	700.35
	Gum(Dhawda,Khair,Babool)	2011-12	ton	6.45
	Gum kulloo	2011-12	ton	13.85
	Lac	2011-12	ton	32.50
V	1. National Parks	2011-12	No.	2
	Area Covered by them	2011-12	Sq.Km.	1640.7
	2. Sancturies	2011-12	No.	8
	Area Covered by them	2011-12	Sq.Km.	2418.13
	3. Tiger Reserve	2011-12	No.	3
	Area Covered by them	2011-12	Sq.Km.	5555.63
	4. Biosphere Reserve	2011-12	No.	1
	Area Covered by them	2011-12	Sq.Km.	1131

Note : Latest Data from Forest Department

9 ELECTRICITY (Only CSEB)

S.N.	Item	Ref. Year	Unit	Statistics
I	Installed Capacity	2013-14	MW	2424.70
	Thermal	2013-14	MW	2280.00
	Hydel & Co.Gen.	2013-14	MW	144.70
II	Unit Generation	2013-14	Mkwh	12863.54
	Thermal	2013-14	Mkwh	12559.68
	Hydel & Co.Gen.	2013-14	Mkwh	303.86
III	Total Consumption	2013-14	Mkwh	14789.88
	Domestic	2013-14	Mkwh	4097.16
	Non-Domestic	2013-14	Mkwh	2074.68
	Industrial	2013-14	Mkwh	5783.44
	Water Works	2013-14	Mkwh	222.53

S.N.	Item	Ref. Year	Unit	Statistics
	Agriculture	2013-14	Mkwh	2504.25
	Street Lighting	2013-14	Mkwh	107.82
IV	Consumers	2013-14	Th. No.	4041.59
	Urban Consumers	2013-14	Th. No.	1362.05
	Rural Consumers	2013-14	Th. No.	2679.54
V	Single Point Connection	2013-14	Th. No.	1553.04
VI	Agriculture Pump Consumers	2013-14	Th. No.	324.94
VII	Electrified Villages	2013-14	No.	19055

10 GEOLOGY & MINING

S.N.	Item	Ref. Year	Unit	Statistics
I	Production of Major Minerals (Provisional)			
	Coal	2013-14	Th.ton.	127098
	Iron-Ore	2013-14	Th.ton.	30866
	Lime Stone	2013-14	Th.ton.	21098
	Bauxite	2013-14	Th.ton.	1313
	Dolomite	2013-14	Th.ton.	3000
	Tin (Concentrate)	2013-14	K.g.	34859
II	Value of Major Minerals (Provisional)			
	Coal	2013-14	Cr.Rs.	7992.79
	Iron-Ore	2013-14	Cr.Rs.	9191.89
	Lime Stone	2013-14	Cr.Rs.	386.09
	Bauxite	2013-14	Cr.Rs.	71.43
	Dolomite	2013-14	Cr.Rs.	105.00
	Tin (Concentrate)	2013-14	Cr.Rs.	2.06

11 INDUSTRY

S.N.	Item	Ref. Year	Unit	Statistics
I	Total Enterprises (6th EC) Provisional			
	Total (Rural + Urban)	EC-2013	Lakh	7.73
	Total Fixed Structure	EC-2013	Lakh	5.12
	Fixed Structure Outside	EC-2013	Lakh	3.07
	Fixed Structure inside	EC-2013	Lakh	2.05
	Without Fixed Structure	EC-2013	Lakh	2.61
II	Major Industrial Production			
	Ingots	2013	ton.	2048200
	Propzy Rods	2013	ton.	605000
	Rolled Production	2013	ton.	3176900

12 LITERACY & EDUCATION

S.N.	Item	Ref. Year	Unit	Statistics
I	Total Literates Population (6 Year & above)	Ce.-2011	Th. No.	15380
	Male	Ce.-2011	Th. No.	8808
	Female	Ce.-2011	Th. No.	6572
	Rural	Ce.-2011	Th. No.	11009
	Male	Ce.-2011	Th. No.	6403
	Female	Ce.-2011	Th. No.	4606
	Urban	Ce.-2011	Th. No.	4371
	Male	Ce.-2011	Th. No.	2405
	Female	Ce.-2011	Th. No.	1966

S.N.	Item	Ref. Year	Unit	Statistics
II	Education (2011-12)			
	School Education (Govt.)			
	Institutions			
	Pre-Primary /Primary	2013-14	Th. No.	38.77
	Middle	2013-14	Th. No.	16.61
	High School/Higher Secondary	2013-14	Th. No.	6.08
	Students			
	Pre-primary/ Primary	2013-14	Th. No.	3138.04
	Middle	2013-14	Th. No.	1704.68
	High School/Higher Secondary	2013-14	Th. No.	1334.48
	Teachers			
	Pre-Primary /Primary	2013-14	Th. No.	116.30
	Middle	2013-14	Th. No.	67.58
	High School /Higher Secondary	2013-14	Th. No.	47.29
III	Higher Education Institutions (As on 31.03.2014)			
	Universities	2013-14	No.	14
	Central Govt.	2013-14	No.	1
	State Govt.	2013-14	No.	7
	Private	2013-14	No.	6
	Education Institutions			
	Govt. Education College (Gen.)	2013-14	No.	206
	Polytechnic (Gov.+Pvt.)	2013-14	No.	50
	Industrial Training Institutions	2013-14	No.	129
	Engineering Colleges (Gov.+Pvt.)	2013-14	No.	47
	National Institute of Technology	2013-14	No.	01
	Medical College	2013-14	No.	5
	Govt.Dental College	2013-14	No.	01
	Govt. Nursing College	2013-14	No.	08

13 PUBLIC HEALTH & FAMILY WELFARE

S.N.	Item	Ref. Year	Unit	Statistics
Health Resources				
	District Hospitals	2013-14	No.	24
	Leprosy Sanitariums & Hospitals	2013-14	No.	3
	Poly Clinic	2013-14	No.	1
	Civil Dispensaries	2013-14	No.	31
	Community Health Centres	2013-14	No.	155
	Primary Health Centres	2013-14	No.	792
	Sub-Primary Centres	2013-14	No.	5180
	State Health Family Welfare Centers	2013-14	No.	1
RHFWTC				
	General Nursing Training Centre (Govt.)	2013-14	No.	10
	Multipurpose Worker School Female (Govt.)	2013-14	No.	16
	Multipurpose Worker School Male (Govt.)	2013-14	No.	3
	Govt. Ayurvedic Dispensaries	2013-14	No.	636
	Homeopathy Dispensaries	2013-14	No.	52
	Unani Dispensaries	2013-14	No.	06

14

TRANSPORT & COMMUNICATION

S.N.	Item	Ref. Year	Unit	Statistics
I	PWD Roads			
	Total PWD Roads	2013-14	Km	32097
	P.W.D. Surfaced Roads	2013-14	Km	28809
	Un-surfaced Roads	2013-14	Km	3288
	Road by Category			
	National Highways	2013-14	Km	2336
	State Highways	2013-14	Km	5080
	Major District Roads	2013-14	Km	11141
	Rural Roads	2013-14	Km	13540
II	Pradhan Mantri Gram Sadak Yojana			
	Length of Roads	2013-14	Km	21778.34
	Roads	2013-14	No.	4820
	Bridge	2013-14	No.	22612
III	Total Registered Vehicles	2013-14	No.	425958
IV	Railway Route			
	Total Route	2013-14	Km	953
	Broad Gauge	2013-14	Km	864
	Narrow Gauge	2013-14	Km	89
	Total Track	2013-14	Km	2293
	Broad Gauge	2013-14	Km	2201
	Narrow Gauge	2013-14	Km	92
V	Postal Service			
	Post Office (Including Sub & Additional)	2013-14	No.	3144
	Letter Boxes	2013-14	No.	15053

15

LABOUR & EMPLOYMENT

S.N.	Item	Ref. Year	Unit	Statistics
I	Total Working Population (Census-2011)	Ce.-2011	Th.No.	12180
	Main Workers	Ce.-2011	Th.No.	8242
	Marginal Workers	Ce.-2011	Th.No.	3938
II	Person Usally working (6th EC-2013) Provisional			
	Total	EC-2013	Lakh	18.75
	Male	EC-2013	Lakh	13.25
	Female	EC-2013	Lakh	5.50
	Rural	EC-2013	Lakh	11.28
	Male	EC-2013	Lakh	7.15
	Female	EC-2013	Lakh	4.13
	Urban	EC-2013	Lakh	7.47
	Male	EC-2013	Lakh	6.10
	Female	EC-2013	Lakh	1.37
III	Employment Exchanges			
	Person on Live Register	2011-12	Lakh	14.66
	Registration during the calendar year	2011-12	Lakh	2.71
	Placement during the year	2011-12	No.	296
IV	Labours			
	Target for the Rehabilitation of			
	Bonded Labour	2013-14	No.	374
	Schools operating for Child Labours	2013-14	No.	261
	Cases disposed off by industrial courts	2013-14	No.	152
	Cases disposed by Labour courts	2013-14	No.	4909
	Operating E.S.I. Dispensaries	2013-14	No.	34
	Employees insured	2013-14	Th.No.	250

16 POLICE & CRIME

S.N.	Item	Ref. Year	Unit	Statistics
I	Infrastructure			
	Police Districts(Including Rail)	2011	No.	22
	Civil Police Station	2011	No.	412
	Railway Police Station	2011	No.	05
II	Road Accident (1 Jan To 31 March 2014)		No.	3757
III	Crime (Dec.-2013)			57218
	Murder	2013	No.	945
	Attempt to Murder	2013	No.	647
	Decoity	2013	No.	47
	Preparation for Decoity	2013	No.	5
	Robbery	2013	No.	351
	Kidnapping	2013	No.	2235
	House breaking	2013	No.	3527
	All Theft	2013	No.	5189
	Riot	2013	No.	786
	Rape	2013	No.	1380
	Other Crime	2013	No.	22772

17 RURAL DEVELOPMENT

S.N.	Item	Ref. Year	Unit	Statistics
I	Families Below Poverty Line			
	Rural (Survey - Result)	2002	Lakh	17.89
	Urban (Survey - Result)	2007	Lakh	5.45
II	Swarn Jayanti Gram Swarojgar Yojana - Beneficiaries		No.	125960

S.N.	Item	Ref. Year	Unit	Statistics
III	National Rural Employment Guarantee Scheme 2012			
	Family registered under MGNREGA	2013-14	Lakh	42.13
	Out of Them			
	S.C. Families	2013-14		4.39
	S.T. Families	2013-14	Lakh	14.29
	Other Families	2013-14	Lakh	23.44
	Family demanding employment	2013-14	Lakh	27.49
	Works Completed	2013-14	Th.No.	62.46
	Employment Generated	2013-14	Lakh	1296
			Man Day's	
IV	Indira Awasb yojna			
	New houses Constructed	2013-14	No.	39364

18 FOOD SECURITY & FOOD SUPPLY

S.N.	Item	Ref. Year	Unit	Statistics
I	Food Supply Centre			11088
	Owned by			
	Primary Co-op.Credit Society & LAMP	2013-14	No.	4363
	Gram Panchayat	2013-14	No.	4115
	Women Self-help Group	2013-14	No.	2413
	Forest Protection Committee	2013-14	No.	154
	Other Institution (Urban Bodies)	2013-14	No.	43
II	Families benefitted by Annapurna Dal Bhat Centres Daily	2013-14	Th. No.	10 To 15
III	Beneficiaries of Annapurna Yojana	2013-14	Th. No.	9.99

19 DRINKING WATER AVAILABILITY

S.N.	Item	Ref. Year	Unit	Statistics
I	Goal of water supply scheme			
	Per capita water supply –			
	Rural Sector	2011-12	Ltr./Day	40
	Urban Sector			
	Town without sewerage facility	2011-12	Ltr./Day	70
	Cities with sewerage facility	2011-12	Ltr./Day	150
	Metro Politian & Mega cities	2011-12	Ltr./Day	150
II	Habitations Covered for Drinking Water			
	Fully Covered	2011-12	No.	36801
	Partially Covered	2011-12	No.	26615
	Not Covered	2011-12	No.	-
	Water quality affected habitations	2011-12	No.	8815
III	Habitations with acute problem			
	Excess Iron Ore	2011-12	No.	7534
	Fluoride	2011-12	No.	188
	Salinity	2011-12	No.	123
	Arsenic	2011-12	No.	-
IV	Total Sanitation Campaign			
	Families without toilets	Mar-12	Lakh	14.83
	Toilets Constructed	Mar-12	Lakh	19.09
	Toilets Constructed in Schools	Mar-12	Th.No.	50.58

20

BANKING PERFORMANCE

S.N.	Item	Ref. Year	Unit	Statistics
I	Bank Branches	31-03-2014	No.	2334
	Public Sector Banks	31-03-2014	No.	1269
	Private Banks	31-03-2014	No.	160
	Cooperative Banks	31-03-2014	No.	323
	Regional Rural Banks	31-03-2014	No.	582
II	Branch Network			
	Rural	31-03-2014	No.	1109
	Semi-Urban	31-03-2014	No.	634
	Urban	31-03-2014	No.	591
	Total	31-03-2014	No.	2334
III	Deposit Total	YE-Mar 2014	Cr. Rs.	92765.36
	Public Sector Banks	YE-Mar 2014	Cr. Rs.	73673.20
	Private Banks	YE-Mar 2014	Cr. Rs.	7339.43
	Cooperative Banks	YE-Mar 2014	Cr. Rs.	5164.97
	Regional Rural Banks	YE-Mar 2014	Cr. Rs.	6587.76
IV	Advances (Credit)	YE-Mar 2014	Cr. Rs.	58630.22
	Public Sector Banks	YE-Mar 2014	Cr. Rs.	47063.93
	Private Banks	YE-Mar 2014	Cr. Rs.	7273.79
	Cooperative Banks	YE-Mar 2014	Cr. Rs.	2204.47
	Regional Rural Banks	YE-Mar 2014	Cr. Rs.	2088.03

21 CO-OPERATIVE

S.N.	Item	Ref. Year	Unit	Statistics
I	Co-operative Bank Branches	31-03-2014	No.	323
	Rural	31-03-2014	No.	160
	Semi-Urban	31-03-2014	No.	100
	Urban	31-03-2014	No.	63
II	Deposits	YE-Mar 2014	Cr. Rs.	5164.97
	Rural	YE-Mar 2014	Cr. Rs.	2351.40
	Semi-Urban	YE-Mar 2014	Cr. Rs.	947.55
	Urban	YE-Mar 2014	Cr. Rs.	1866.02
III	Advances	YE-Mar 2014	Cr. Rs.	2204.47
	Rural	YE-Mar 2014	Cr. Rs.	1249.28
	Semi-Urban	YE-Mar 2014	Cr. Rs.	554.17
	Urban	YE-Mar 2014	Cr. Rs.	401.02
IV	Demand for Recovery	YE-Mar 2014	Cr. Rs.	3243.42
	Agricultural & Allied	YE-Mar 2014	Cr. Rs.	3174.35
	Micro Small & Medium Enterprise	YE-Mar 2014	Cr. Rs.	24.45
	Other PSA	YE-Mar 2014	Cr. Rs.	44.62
V	Recovery	YE-Mar 2014	Cr. Rs.	2358.04
	Agricultural & Allied	YE-Mar 2014	Cr. Rs.	2299.47
	Micro Small & Medium Enterprise	YE-Mar 2014	Cr. Rs.	19.38
	Other PSA	YE-Mar 2014	Cr. Rs.	39.19

22 STATE FINANCE

S.N.	Item	Ref. Year	Unit	Statistics
2012-13 (A/C)				
	Total Financial Receipts		Cr. Rs.	145302.84
	Tax Revenue(State & Central)		Cr. Rs.	20251.81
	Non Tax Revenue		Cr. Rs.	9326.28
	Capital Receipts		Cr. Rs.	3602.13
	State Own Tax Revenue Resources		Cr. Rs.	14770.94
	Total Expenditure		Cr. Rs.	145302.84
	Specific Expenditure Items		Cr. Rs.	11541.42

2013-14 (R/E)

	Total Financial Receipts		Cr. Rs.	125620.62
	Tax Revenue(State & Central)		Cr. Rs.	24217.52
	Non Tax Revenue		Cr. Rs.	13280.07
	Capital Receipts		Cr. Rs.	6784.19
	State Own Tax RevenueResources		Cr. Rs.	17199.41
	Total Expenditure		Cr. Rs.	125620.62
	Specific Expenditure Items		Cr. Rs.	14324.66

23 STATE DOMESTIC PRODUCT (Quick Estimate) (Base Year 2004-05)

S.N.	Item	Ref. Year	Unit	Statistics
I	Gross State Domestic Products (At Current Prices)	2013-14(Q)	Lakh Rs.	18568248
	Agriculture Sector	2013-14(Q)	Lakh Rs.	5604490
	Industry Sector	2013-14(Q)	Lakh Rs.	5597445
	Service Sector	2013-14(Q)	Lakh Rs.	7366313

S.N.	Item	Ref. Year	Unit	Statistics
	Percent growth over Previous Year			
	Gross State Domestic Products (At Current Prices)	2013-14(Q)	%	12.10
	Agriculture Sector	2013-14(Q)	%	8.41
	Industry Sector	2013-14(Q)	%	11.39
	Service Sector	2013-14(Q)	%	15.66
II	Gross State Domestic Products (At Constant Prices)	2013-14(Q)	Lakh Rs.	9526245
	Agriculture Sector	2013-14(Q)	Lakh Rs.	2704782
	Industry Sector	2013-14(Q)	Lakh Rs.	3156777
	Service Sector	2013-14(Q)	Lakh Rs.	3664686
	Percent growth over Previous Year			
	Gross State Domestic Products (At Constant Prices)	2013-14(Q)	%	4.99
	Agriculture Sector	2013-14(Q)	%	2.58
	Industry Sector	2013-14(Q)	%	5.20
	Service Sector	2013-14(Q)	%	6.65
III	Net State Domestic Product (At Current Prices)			
	Per Capita Income	2013-14(Q)	In Rs.	58547

24 LOCAL BODIES

S.N.	Item	Ref. Year	Unit	Statistics
I	Rural Local Bodies			
	Zila Panchayat	2013-14	No.	18
	Total Member	2013-14	No.	321
	Janpad Panchayat	2013-14	No.	146
	Total Member	2013-14	No.	2783

S.N.	Item	Ref. Year	Unit	Statistics
	Gram Panchayat	2013-14	No.	9734
	Total Sarpanch	2013-14	No.	9724
	Total Panch	2013-14	No.	145791
II	Urban Local Bodies			
	Municipal Corporation	2013-14	No.	10
	Total Member	2013-14	No.	523
	Female Member	2013-14	No.	174
	Municipal Council	2013-14	No.	32
	Total Member	2013-14	No.	711
	Female Member	2013-14	No.	237
	Nagar Panchayat	2013-14	No.	127
	Total Member	2013-14	No.	2016
	Female Member	2013-14	No.	672

25 WOMEN & CHILD DEVELOPMENT

S.N.	Item	Ref. Year	Unit	Statistics
I	Integrated Child Development Projects	2013-14	No.	220
	Tribal Project	2013-14	No.	121
	Rural Project	2013-14	No.	84
	Urban Project	2013-14	No.	15
II	Angan Wadi Centres-Sanctioned	2013-14	No.	43763
III	Beneficiaries of Supplement Nutrient foods	2013-14	Lakh	26.65
	Children's of 0 to 6 years	2013-14	Lakh	21.43
	Pregnant & Lactative Women	2013-14	Lakh	5.22
	Adolescent Girls	2013-14	Lakh	4.12

S.N.	Item	Ref. Year	Unit	Statistics
IV	Beneficiaries of Pre - Schooling Education	2013-14	Lakh	9.29
	Male Children	2013-14	Lakh	4.64
	Female Children	2013-14	Lakh	4.65
V	Women empowerment Programme			
	Constituted women self help groups	2013-14	No.	79842
	Women organised through SHGs	2013-14	Lakh	7.98




26 SOCIAL WELFARE

S.N.	Item	Ref. Year	Unit	Statistics
I	Under Operation Disability Act 1995.			
	Govt. Institutions	2013-14	No.	19
	Beneficiaries	2013-14	No.	1170
	NGO's Working under Dis. Act.	2013-14	No.	33
	Beneficiaries	2013-14	No.	2232
II	Other SSS- Beneficiaries			
	Indira Gandhi National old-age Pension Scheme	2013-14	No.	682076
	Indira Gandhi National Widow Pension Scheme	2013-14	No.	129086
	Indira Gandhi National Disability Pension Scheme	2013-14	No.	36377
	Social Security Pension Scheme	2013-14	No.	548528
	Sukhad Sahara Scheme	2013-14	No.	247619
	National Family Benefit Scheme	2013-14	No.	10210

ABBREVIATION

C - 2011	Census 2011
CLR	Commissioner of Land Records
Cu mtr.	Cubic meter
Cr.	Crore
Dec	December
6 th EC - 2013	6 th Economic Census 2013
Govt.	Government
Gen	General
Hect.	Hectare
km	Kilometer
kg	Kilogram
Mar	March
Mkwh	Mega kilo watt hour
MW	Mega Watt
No.	Number
PWD	Public Works Department
QE	Quarter Ending
Rs.	Rupees
RHFWTC	Rural Health & Family Welfare Training Centre
Sq.	Square
ton	metric tonne
Th.	Thousand
Q	Quick Estimate

Color Layering Details

	Red Heading	First Heading
	Blue Heading	Second Heading
	Green Heading	Third Heading

Other Important State Level Publication of DES Available in it's website : descg.gov.in

1. Economic Survey 2014-15
2. Statistical Abstract 2011-12
3. Estimate of State Domestic Product 2013-14
4. Economic And Purpose Classification 2013-14
5. Krishi Vipnan in CG 2012-13
6. Sixth Economic Census 2013 (Provisional Result)



Publication under preparation

1. Man and Women in CG 2013
2. Social Economic Indicators 2013
3. Statistical Abstract 2012-13, 2013-14
4. Statistical Profile of SC and ST 2014
5. CG Census 2011 Result - Revisited
6. Annual Vital Statistics 2013
7. Estimate of State Domestic Product 2014-15
8. Economic and Purpose Classification 2014-15



Issued by

DIRECTORATE OF ECONOMICS AND STATISTICS

Government of Chhattisgarh
Kaushalya Bhawan Campus, Byron Bazar
Raipur 492001
Website : descg.gov.in