



satyameva jayate



Tripura

Marching Ahead

(1972 - 2012)



Government of Tripura





सत्यमेव जयते

From the Desk of the Chief Minister

From the Desk of the Chief Minister

'ACTIONS speak louder than WORDS'. Truly, work and performance are far more important than talks and speeches. Having faith and trust in this approach, a sincere attempt has been made, over the years, for all-round development of the State of Tripura. The underlying principles of the development approach followed in the State have been to adopt the policies that benefit 'the poorest of the poor' in contrast to the neo-liberal policies pursued by the Government of India that only benefit the richest and the strongest. The people of Tripura have been the active participants in the entire development process all along.

A very humble attempt has been made here to capture, in this Document, some aspects of the progress made by the State of Tripura, in very relevant sectors of development, since its Statehood in the year 1972.

The journey of the State towards progress and prosperity has really just begun and we have a long way to go. We sincerely solicit constructive criticism, advice and suggestions that may help us in our endeavour in our journey towards the goal.

(Manik Sarkar)





CONTENTS



Preface

State Profile:

- 1.1 The Land
- 1.2 The People
- 1.3 The Economy
- 1.4 The Administrative Set-up

3-5
6-7
8
9
10

Development of Infrastructure

- 1.1 Road Connectivity/ Road Transport 11-13
- 1.2 Public Buildings 14
- 1.3 Railway Network 14-15
- 1.4 Air Connectivity 15
- 1.5 Power 16-17
- 1.6 Telecommunication and IT 18-19



Human Resource Development

- 1.7 School Education 20-22
- 1.8 Higher Education 23-25
- 1.9 Social Welfare and Social Education 25-28
- 1.10 Health & Family Welfare 29-31

Development of State Economy

- 1.11 Agriculture 32-35
- 1.12 Horticulture 36-38
- 1.13 Animal Resource Development 39-40
- 1.14 Fisheries 41-43
- 1.15 Forestry 44-46
- 1.16 Industries & Commerce 47-48
- 1.17 Tourism 48-51



Provision of Basic Amenities

- 1.18 Allotment of Govt. Land to Landless/ Homeless People 52-53
- 1.19 Housing 53
- 1.20 Drinking Water Supply 53-54
- 1.21 Sanitation 55

Welfare of Weaker Sections of Society

- 1.22 Tribal Welfare 56-58
- 1.23 Welfare of SC and OBC 58-61
- 1.24 Welfare of Religious Minorities 62-63



The Road Ahead 64

(NOT TO SCALE)





P R E F A C E

Tripura, located in the South-West extreme corner of the North-Eastern (NE) Region, got Statehood in 1972. Tripura was the worst victim of the partition of India, which resulted in snapping of traditional links with the rest of the Country. Tripura became a geographically isolated land-locked State with poor infrastructure. With majority of the population living below the poverty line, the State has inherent limitations in mobilization of financial resources from within. Lack of physical infrastructure also adversely affected pace of industrialisation in the State.

Notwithstanding these limitations, the State embarked on its journey for socio-economic development. The State adopted a strategy based on mobilization of the people and active participation of 3-tier Panchayati Raj structure in the development process. Tripura Tribal Areas Autonomous District Council was set up in 1982 under the Constitutional Framework for accelerating development process in tribal areas. Development of Human Resources and physical infrastructure were made the major planks of development. With active cooperation of peace-loving people and sincere efforts of the security forces, the State has been able to tackle the insurgency situation effectively and keep law and order under control, which has facilitated implementation of developmental plan and programmes.

The State has come a long way since 1972. There has been considerable progress in every sector, be it Infrastructure or Human Resource Development or Economic Development. In the field of infrastructure, the road, rail as well as air connectivity have significantly improved. The National Highway has been extended up to Sabroom i.e. southern-



most part of Tripura. Over 80% of habitations have been connected by all-weather roads. The railway network has been extended up to Agartala and is being further extended to Sabroom. The rail links with Bangladesh are also in the process of being established. Agartala is now 2nd busiest Airport in the North-East, with about 176 flights operating every week. As regards power availability, the State is soon going to be power-surplus with the commissioning of 726.6 MW Power Project being set up at Palatana by OTPC (ONGC-Tripura Power Corporation), a Joint Venture of ONGC, Government of Tripura and IL&FS. The availability of ICT infrastructure in the State is now as good as any other part of the Country. The State Govt. placed very high emphasis on Human Resource Development, which has started bearing fruits. The literacy rate of Tripura as per 2011 census was the 4th highest in the country after Kerala, Mizoram and Lakshadweep. The facilities for higher education have significantly improved. The health parameters of Tripura are far better than the national average.

Tripura has been primarily an agrarian economy and continues to be so. The foodgrains production in the State has increased from 2.73 lakhs MT in 1972 to about 7.30 MT in 2012, largely due to improvement in productivity. The State is now self-sufficient in meat production. The fish production has increased almost 10-fold from 5,686 MT in 1972 to about 53,080 MT in 2012. While agriculture and allied sectors continue to grow, the secondary sector has also already started picking up. The share of secondary sector of Gross State Domestic Product (GSDP) has increased from 14.1% in 1998 to about 26.4% in 2010. Bodhjungle near Agartala is developing as the flagship industrial cluster of Tripura,





spread over an area of over 700 acres. The trade with Bangladesh which started in 1995 only, has already reached the level of about Rs.330 crores per annum.

The State has attached very high priority to providing all the basic amenities for the people to enable them to live a life of dignity and to make progress. The Government has been allotting land and providing houses to the landless and homeless people. Upto the year 2012, Govt. land has been allotted to about 1.86 lakhs families and IAY houses has been provided to about 2.06 lakhs families. The State Govt. has also been pursuing the goal of safe and adequate drinking water to all families as also 100% sanitation coverage in the State.

The Government has been making special efforts for upliftment of the weaker section of the Society. Special Schemes have been taken up for their educational and economic development. The State has been in the forefront of implementation of Schedule Tribes and Other Traditional Forest Dwellers (Recognition of Forest Rights) Act, 2006. This is a major initiative for the development of tribals in the State. For the Religious Minorities, Special Action Plan has been taken up for development of areas with concentration of Minorities.

The Government has been striving to provide transparent and pro-people governance, with zero tolerance to corruption and unethical means.

The present compilation aims at providing a bird's eye view of the progress made in some key sectors, for the benefit of the citizens as also for the academicians, researchers and scholars.





State Profile

THE LAND

The erstwhile princely State of Tripura merged with the Indian Union on 15th October, 1949 as Group-C State. It became a Union Territory on 1st July, 1963. Tripura became a full-fledged State on 21st January, 1972.

The State is situated between latitudes 22° 56' and 24° 32' North, and longitudes 91° 09' and 92° 20' East. The area of the State is 10,491.69 sq. km. Tripura is a land-locked State in the North-Eastern Region of India, surrounded by Bangladesh on its North, South and West. The length of its international border with Bangladesh is 856 km, i.e. 84 percent of its total border. It also shares 53 km. border with Assam and 109 km. border with Mizoram.

The local flora and fauna bears close resemblance with that of Indo-Malayan and Indo-Chinese sub-regions. There are 379 species of trees, 320 shrubs, 581 herbs, 165 climbers, 16 climbing shrubs, 35 ferns, 45 epiphytes and 4 parasites; rare plants of Tripura have been put to 18 numbers. There are 266 species of medicinal plants found in the State (68 trees, 39 shrubs, 71 herbs and 88 climbers). The important forest products include Sal, Teak, Gamai, Gurjan and Champa. Bamboo is available in the State abundantly. There



are 90 mammal species in Tripura and in the aquatic ecosystem, 47 species of fish have been found. Natural gas deposits are among the most important features of Tripura's natural resource base.

The prominent hill ranges of the State are Jampui, Sakhantang, Longtharai, Atharamura, Baramura, Deotamura, Belkhum and Kalajari. Betling Shib (939 metres), situated in Jampui Range, is the highest peak of Tripura. The State has many rain-fed, non-perennial rivers and streams flowing to the neighbouring Bangladesh. The Gumti, Howrah, Manu, Dhalai, Muhuri, Feni and Juri are the major rivers which swell in monsoon but become shallow during the rest of the year.

Tripura is the smallest State in the North Eastern Region (other than Sikkim) in terms of Geographical area and on top of that, about 60% of the area is classified as Forests, leaving only about 27% area for cultivation. The State gets fairly high annual rainfall of about 210 cm, well spread over the year.





THE PEOPLE

As per the provisional results of Census-2011, Tripura had a population of 36,71,032, comprising of 18,71,867 males and 17,99,165 females. The sex ratio for Tripura has increased from 948 in 2001 to 961 in 2011, which is better than the All-India sex ratio of 940 in 2011. The health indicators for Tripura are also better than the National Average. Accordingly to a Survey conducted in 2010, Tripura achieved a Birth Rate of 14.9 per thousand, Death Rate of 5.0 per thousand and infant mortality rate of 27.0 per thousand as against All India rates of 22.1, 7.2 and 47.0 respectively.

The Literacy Rate in Tripura also higher than the National Average. As per Censuses-2011 results, the Literacy Rate in the State has gone up from 73.19% in 2001 to 87.75%, as against the National Average of 74.04% in 2011. In fact, Tripura now ranks fourth at All India level in terms of literacy, after Kerala, Mizoram and Lakshadweep.

The population of Tripura is characterized by social diversity. The people of the Scheduled Tribes (STs) comprise about 31% of the total population of the State. There are 19 sub-tribes among the ST population of the State with their own cultural identities. Scheduled Castes (SCs) comprise about 17% of State's population. Besides these, about 14% of the population consists of the Religious Minorities, including Muslims, Christians, Buddhists, Sikhs and Jains.

The average density of population in Tripura is 350 persons per sq. km. as per Census-2011, which is lower than the National Average of 382. However, since 60% of the area of the State is sparsely populated, being forested and hilly, the pressure on the rest of the land is very high. The following table shows evolution of various demographic parameters since 1951:

Particulars	1951	1971	1981	1991	2001	2011
Population (in lakhs)	6.46	15.56	20.53	27.57	31.99	36.71
Density of Population (per sq. km.)	62	148	196	263	305	350
Schedule Tribes (in lakhs)	2.37	4.51	5.84	8.53	9.93	NR*
Schedule Castes (in lakhs)	0.40	1.93	3.10	4.51	5.56	NR*

*NR = Census-2011 Data not released.





THE ECONOMY

The Economy of Tripura is primarily agrarian. About 50% of the population of the State depends on agriculture for livelihood. However, the contribution of agriculture and allied activities to the Gross State Domestic Product (GSDP) was only about 22% (2010) and the same has been declining over the years. The share of secondary sector has been increasing, as can be seen from the following Table:

Sectors	1998 (%)	2010 (%)
Primary sector	31.09	22.00
Secondary Sector	14.11	26.39
Tertiary Sector	54.79	51.61

The per capita income of Tripura is in being enhanced, but is still lower than the National Average, as can be seen from the following Table:

Year	Per Capita Income at current prices with 2004-05 base	
	Tripura	All India
2004-05	24,394	24,095
2005-06	26,668	27,183
2006-07	29,081	31,080
2007-08	31,111	35,430
2008-09	35,350	40,141
2009-10(P)	39,949	46,117
2010-11(A)	44,965	53,331
2011-12(Q)	50,750	60,972

During recent years, the Per Capita Income for the State is growing at a rate faster than the All-India Rate, which is quite encouraging. This can be seen from the following Table:

Year	Annual Growth Rate of Per Capita Income with 2004-05 as the Base (%)	
	Tripura	All India
2005-06	6.6	9.6
2006-07	7.6	9.8
2007-08	7.3	9.1
2008-09	7.06	6.4
2009-10(P)	8.4	8.0
2010-11(A)	8.6	8.4
2011-12(Q)	8.6	6.9





THE ADMINISTRATIVE SET-UP

The Government has re-organized the administrative units in 2012 by creating 4 new districts, 6 new Sub-divisions and 5 new Blocks w.e.f. 21st January, 2012, with a view to decentralize the administration for better delivery of services to the public and for effective implementation of development programmes. With this reorganization, the State now has 8 Districts, 23 Sub-divisions, 45 blocks and one Tripura Tribal Areas Autonomous District Council (TTAADC). The TTAADC was set up in 1982 under the Seventh Schedule of the constitution and was brought under the Sixth schedule of the constitution in 1985. The following Table depicts the evolution of the administrative set-up of the State since the formation of the State in 1972:

Administrative Units	Unit	1972	1978	1998	2012
Districts	No.	3	3	4	8
Sub-Divisions	No.	10	10	15	23
Blocks	No.	17	17	29	45
Revenue Circles	No.	17	17	31	32
Revenue Villages	No.	871	871	874	886
Tehsil Offices	No.	177	177	182	187
Tripura Tribal Areas Autonomous District Council	No.	-	-	1	1
Zonal Offices of TTAADC	No.	-	-	4	4
Sub-Zonal Offices of TTAADC	No.	-	-	27	32
Gram Panchayats	No.	476	689	530	511
TTAADC Village Committees	No.	-	-	432	527
Nagar Panchayats	No.	9	9	9	15
Agartala Municipality/ Agartala Municipal Council	No.	1	1	1	1
Police Stations	No.	24	32	43	64

The State Government has had to play an increasing larger and more important role for overall development of the State and its people. As a result, the number of employees has been increasing over the years, as can be seen from the following Table:

1977	1979	1981	As on 31.12.2011
37,487	46,432	91,486	1,63,805

The total employee strength of 1,63,805 as on 31.12.2011 comprised of 1,08,000 Employees in Regular Scale, 44,523 Employees on Fixed Pay/DRW/Contingent /PTW/Scheme Worker etc. and 11,282 Employees in Government Undertakings.



Development of Infrastructure | Road Connectivity/ Road Transport



Provision of all-weather road connectivity to all the habitations in the State is the prime objective of the State Government. The road communication network in the State has developed a lot over the time. Beginning with only about 50 km. road length at the time of merger of the State with the Union of India in the year 1949, total road length in the State has increased to about 18,362 km at present. Total 2,049 Km. of all-weather roads has been completed so far under PMGSY to provide connectivity to the unconnected habitations. The road network has considerably improved in the State with conversion of the timber bridges to





permanent bridges. The Table below shows key indicators of the progress made since 1972:

S. No	Parameters	1972	1978	1998	2012
1	National Highway (km)	198	NA	333	448
2	State Highways (km)	130	NA	NA	689
3	Major District Roads (km)	NA	NA	454	90*
4	Other District Roads (km)	NA	NA	1543	1218*
5	Village Roads (km)	NA	NA	4397	7279
6	RCC Bridges (No.)	NA	NA	22	97
7	Bailey Bridges (No.)	NA	NA	78	369

*The reduction in the length of District Roads in 2012 vis-à-vis 1998 is due to upgradation of District Roads into State Highways.

The State has total 8,132 habitations as per 2001 Census, of which 6,572 habitations have already been connected by all-weather roads. The progress made since 1972 is reflected in the following Table:

Parameter	2000	2005	2010	2011	2012
Habitations covered by all-weather roads	3,831	3,995	5,437	6,095	6,572



With the improvement in road connectivity, the volume of road traffic has been increasing at a fast pace. In fact, the number of registered vehicles has multiplied four times in last 12 years. The State Government has taken effective steps to create the associated infrastructure to meet the requirement of increasing traffic. The facilities for travelling public have been improved with construction of Inter-State Bus Terminus (ISBT) at Chandrapur, modernized motor stand at Radhanagar in Agartala and 24 motor stands all over the State.





Construction of 16 new motor stands is in progress. City Bus Service has been introduced recently deploying 38 buses (including 30 CNG buses). 15 more buses are joining the fleet while tender has been floated for procuring 22 new buses. Tripura Urban Transport Company has been set up to independently manage the services to be run with the new buses procured by the State Government. The Table below indicates some important parameters of the progress made since 1972:



S. No.	Parameters	Unit	1972	1978	1998	2012
1.	Road Transport					
	(i) Bus Terminus including ISBT	No.				5 (including 1 under construction)
	(ii) Truck Terminus	No.				1 (under construction)
	(iii) Motor stand	No.				24
2.	Private Vehicles					
	(i) Light	No.	1685	2210	6283	38129
	(ii) Two Wheeler	No.	502	1156	22747	151251
3.	Commercial Vehicles					
	(i) Heavy	No.	1897	2724	7439	16309
	(ii) Light	No.	284	281	2994	9264
	(iii) Three Wheeler	No.	08	101	789	20363





PUBLIC BUILDINGS

Public Buildings is also an important component of the infrastructure required for development of a State. Significant progress has been made in this regard in recent years. A new Capital Complex has been constructed, comprising of a new Civil Secretariat Complex, High Court Complex, State Guest House and Legislative Assembly Building. Construction of new Raj Bhawan is in progress. Other important public building set are Pragna Bhawan (a Convention Centre), Dhalai



up in recent years
District Head Quarter etc. The

RAILWAY NETWORK

With construction of 158 km line in Tripura, Railways now have services upto Agartala. Passenger trains are plying upto Agartala, whereas, goods trains ply upto Jirania. The railway line is being extended upto Sabroom (the Southern-most point of Tripura), for which construction works are in progress, with expected completion date set for March, 2014. The



Governments of India and Bangladesh has already agreed to link the railway line of Bangladesh with Agartala. As and when rail network of Bangladesh is connected to Tripura, the economy of the Region is expected to undergo a major transformation.

The Railways are also working towards converting Lumding to Agartala meter-gauge track into broad-gauge. This conversion work is in progress and is expected to be completed by December, 2013. This will certainly improve

the movement of goods and the railway line will be effectively integrated with the railway network of the Country. The progress of extension of the Railway network in Tripura since



1972 is depicted in the Table below:

Parameters	Unit	1972	1978	1998	2012
Length of Railway track	Km	15	15	48	158
Railway Stations	No	3	3	6	16

AIR CONNECTIVITY

Tripura is highly dependent on air services for connectivity to the rest of the Country. Agartala Airport is the main functional Airport in the State. The Airport is equipped with Instrument Landing System (ILS) and the aircrafts can land in low visibility of upto 800 meters. The Airport has also got facility of night landing of aircrafts.



There are 176 flights operating from Agartala Airport every week. All major Airlines such as Air India, Indigo, Spice Jet, Jet Airways, etc. operate services to Tripura. In fact, the Agartala Airport is now the second busiest Airport in the North-East after Guwahati. The Air Traffic between Tripura and the rest of the Country has been increasing at a fast pace, as can be seen from the following Table:

Parameter	Unit	1972	1978	1998	2012
Flights per week	No	20	20	23	176

The State Government is pursuing the matter with the Government of India for upgrading Agartala Airport as an International Airport with connectivity to Dhaka, Chittagong and other foreign locations. The matter is also being pursued for making Kailashahar and Kamalpur Airports operational.





POWER

Over the years, there has been significant increase in the demand for Power in Tripura. Currently, there are total 5,29,284 consumers in Tripura, including 4,71,079 domestic consumers. The consumption of power is primarily in the domestic sector, followed by commercial and industrial sectors. The average computed consumer tariff is about Rs.5.86 per unit but Government of Tripura provides subsidy which has reduced average tariff to as less as Rs. 3.85 per unit. In irrigation and drinking water supply projects, cost of energy of Government-managed pumps is mostly borne by State Government. The power sector in Tripura underwent a fundamental institutional change with the establishment of Tripura State Electricity Corporation Limited (TSECL) on 1st January, 2005. The task of generation, transmission and distribution is now vested in the Corporation.



The power requirements of State are met through generation by TSECL units as well as import of power from the Central Pool. TSECL operates generation unit in Rokhia, Baramura and Gumti. The former two are gas-based power plants with installed capacities of 74 MW and 42 MW, respectively. Gumti is a hydel power Project which has installed capacity of 15 MW and generates about 8 MW. A 21 MW gas-based generation unit was inaugurated at Baramura in September, 2010. At Rokhia, a 21 MW unit would be installed by 2013, replacing two 8 MW units that are due for de-commissioning. TSECL also plans to convert Open-cycle plants to Combined-cycle, which may result in additional 30 MW of capacity.

In addition to the above, two large gas thermal power projects are presently under construction in Tripura. The first project is at Palatana in Gumti District which, when complete, will generate 726.6 MW. The share of Tripura has been fixed at 196 MW. The plant is being constructed by ONGC-Tripura Power Company (OTPC), a joint venture between Government of Tripura, ONGC and Infrastructure Leasing and Financial






Services Ltd. (IL&FS). The second project is Monarchak in Sipahijala District. It will generate 105 MW and the entire energy will be Tripura's share. Monarchak is being constructed by NEEPCO, which currently runs an 84 MW gas-based power plant at Ramchandra Nagar, West Tripura District. While Palatana is expected to be completed within 2012, the scheduled completion time of Monarchak is 2013. With all these power projects coming up, the State will be very well-equipped to meet all its power requirements. The progress in development

of power infrastructure in the State since 1972 can be seen from the Table below:

S. No.	Indicators	1972	1978	1998	2012
1.	Consumers (No.)	7,666	14,700	1,49,637	5,29,284
2.	Peak Power Demand (MW)	3	8.5	101	221
3.	State Generation (MW)	3	15	57.60	106
4.	High Tension Line (Circuit km.)	618	1,278	4,605	11,640
5.	Low Tension Line (Circuit km.)	265	1,465	4,173	18,595
6.	Villages Electrified (No.)	68	85	808	1020

The State Government is working with the goal of connecting all habitations in the State with power supply network and to provide electric connections to all the households in the State.

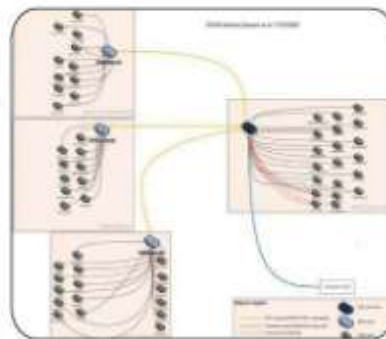




TELECOMMUNICATION AND INFORMATION TECHNOLOGY

a) Telecommunication:

Telecommunication network has rapidly expanded in Tripura. BSNL is the main service provider. Private sector mobile telephone service providers like Aircell, Airtel, Tata Teleservices, Vodafone, Reliance, IDEA, STel, etc., are also present in the State. The total number of mobile subscribers in the State is about 16.00 lakhs at present.



BSNL has 84 exchanges for landlines providing services to 55,561 consumers. Broadband services are available through four types of technologies, namely, DSLAM, Wi-MAX, GPRS and WLL-based EVDO. Mobile services are available in 2G and 3G technological platform. Leased lines are also being used for SWAN, Telemedicine, High-speed Broadband, etc. The expansion of telecom network in the State is depicted in the following Table:

S. No	Parameters	1972	1978	1998	2012
1	No. of Telephone connections (Landline)	NA	NA	34,519	55,561
2	Number of Rural Telephone Exchanges	NA	NA	55	65
3	Number of Urban Telephone Exchanges	NA	NA	NA	19
4	Mobile Services (No. of Subscribers)	NIL	NIL	NIL	16 lacs
5	Broadband (No. of Subscribers)	NIL	NIL	NIL	11,861
6	Telephone Density	NA	NA	1.1	42.44

Tripura is now connected with the rest of the Country through Meghalaya and Assam, via an Optical Fibre Cable (OFC) Link and a Microwave Link. Efforts are being made for connectivity of Tripura with rest of the Country through Bangladesh as well.

b) Information Technology:

Several initiatives have been taken to create the IT infrastructure necessary for effective delivery



of e- services to the citizens. These include the following:

- **State Data Centre (SDC):** SDC is one of the key elements of the IT Infrastructure. SDC is the Central Repository for Data for all e-Governance applications deployed/ to be deployed by the Government. The SDC has been set up at Agartala and is fully operational since December, 2010.
- **Tripura State Wide Area Network (SWAN):** SWAN is a wide area network for carrying data, voice and video, which provides OFC connectivity upto Block level. Tripura has a fully functional SWAN since January 2009, with 60 Points of Presence (PoPs). In fact, Tripura was the sixth State in the Country and first State in the Eastern and North Eastern Region to complete SWAN.
- **Agartala City Area Network (ACAN):** ACAN has been setup to connect different offices at Agartala on OFC network. The ACAN is envisaged as the network backbone for delivering various e-Governance applications to citizens. ACAN is fully integrated with SWAN.
- **Common Service Centres (CSCs):** Common Service Centers (CSCs) are the outlets at the village level through which all e-Governance services shall be delivered to the citizens. Each CSC caters 6 census villages. Total 145 CSCs have been set up in Tripura.



Thus, the State Government has created the IT infrastructure required for delivery of e-Governance services in the State. The network is being further extended to cover all Gram Panchayats. The progress made since 1972 is summarised in the Table below:

S. No	Parameters	1972	1978	1998	2012
1	State Data Centre	-	-	-	1
2	Number of State Wide Area Network PoPs (Points of Presence)	-	-	-	60
3	Agartala City Area Network (ACAN) (No. of Offices covered)	-	-	-	23
4	Number of Common Service Centres	-	-	-	145





Human Resource Development

SCHOOL EDUCATION



The School Education consists of 3 distinct stages, namely, Elementary (Classes I-VIII), Secondary (IX-X) and Higher Secondary (XI-XII). The State has witnessed a phenomenal expansion in the field of school education in terms of access to school facilities, enrolment of students, deployment of teachers, development of infrastructure, etc. The State Government attaches highest priority to ensuring 'Education for All'.





The State Government has initiated necessary steps for effective implementation of the Right of Children to Free and Compulsory Education Act, 2009, which provides for free and compulsory education for all children in the age group of 6-14 years. The Government has been implementing Sarva Shiksha Abhiyan (SSA), Rashtriya Madhyamik Shiksha Abhiyan (RSMA), Mid-Day Meal and other Programmes for universalisation of School Education, in the right earnest. The drop-out rates children at various stages of school education have been declining. Moreover, the phenomenon of Gender disparity in school enrolment is absent in Tripura. The State has achieved a very high Gender Parity Index (GPI) of 0.96 at primary stage and 0.97 at upper primary stage. In fact, Tripura was awarded at National Level for highest reduction in the gender gap between male literacy and female literacy during the period 2001-2011, based on the results of the 2011 Census. During this period, while male literacy increased by 11.18% in Tripura, the female literacy increased by 18.24%. The progress made in Tripura in expansion of the School Education over the years is briefly depicted in the Table below:

Parameters		Unit	1972	1978	1998	2012
1.	No. of Schools:					
(i)	Jr. Basic	Nos.	1,428	1,528	2,063	2,298
(ii)	Sr. Basic	Nos.	236	282	417	1,230
(iii)	Secondary	Nos.	29	105	384	575
(iv)	H.S (+2)	Nos.	70	30	202	352
(v)	Madrassa	Nos.	--	--	129	180
Total			1,763	1,945	3,195	4,635
2.	No. of Students:					
(i)	Primary Stage (I – V)	Nos.	172895	198104	473161	392132
(ii)	Upper primary (VI – VIII)	Nos.	41427	48936	151007	222317
(iii)	Secondary (IX –X)	Nos.	16400	18811	68374	127022
(iv)	H.S.(+2) (XI – XII)	Nos.	5498	3092	25808	46786
Total			236220	268943	718350	788257



3. No. of Teachers:						
(i)	Jr. Basic Schools	Nos.	3,585	3,911	9,889	7,888
(ii)	Sr. Basic Schools	Nos.	2,255	2,578	6,547	12,826
(iii)	Secondary Schools	Nos.	316	1,986	8,982	10,438
(iv)	H.S (+2)Schools	Nos.	2,088	1,057	8,911	10,885
Total			8,244	9,532	34,329	42,037
4. Literacy Rate (as per Census Data):		(%)	30.98	42.12	73.20	87.75
			(1971)	(1981)	(2001)	(2011)
5. Drop-out rate:						
(i)	Class I-V	(%)	63.92	72.20	50.13	03.61
(ii)	Class I-VIII	(%)	76.61	77.40	68.42	09.05
6. No of Schools in which Science stream introduced			24	24	64	165
7. Mid-day Meal			--	--	473161	558048
8. Drinking Water Facilities						
(i)	Jr. Basic	Nos.	N.A	312	222	1,547
(ii)	Sr. Basic	Nos.	N.A	144	156	1,005
(iii)	Secondary	Nos.	N.A	71	224	504
(iv)	H.S (+2)	Nos.	N.A	30	129	337
Total				557	731	3393



HIGHER EDUCATION

The period from 1999 to 2012 is a period of significant development of higher education in the history of Tripura. During this period, a highly developed infrastructure of higher education has been put in place. There has been phenomenal expansion in the facilities for general as well as technical education. As a result of these initiatives, the Gross Enrollment Ratio (GER) in higher education has increased from 7.24 to 11.4. During the last decade (2002-12) the total enrolment of students in General Degree Colleges has increased to 29,053. Some important developments during recent years have been as follows:

- Upgradation of Tripura Engineering College (TEC) into a full-fledged National Institute of Technology (NIT) in 2006 and upgradation of Polytechnic Institute, Narsingarh into Tripura Institute of Technology (TIT) in 2007 with provision for both Engineering Diploma and Degree Programmes. As a result, the intake capacity for engineering courses has increased from 250 to 977.
- Two Medical Colleges with 160 seats meant for students of Tripura as also one Agriculture College and one Veterinary College have come up, which has increased opportunities for higher education in Tripura. One College of Fisheries already exists in Tripura.
- One Polytechnic Institute exclusively for women has been set up at Hapania. Four new Polytechnics are being set up at Fulkumari in Udaipur, Ambassa in Dhalai, Bagbassa in North Tripura District and Khumulwng under TTAADC Area. The Polytechnic at Ambassa has already started functioning from the old DM's office Complex at Ambassa. Construction of Buildings for Polytechnics at Ambassa, Fulkumari & Bagbassa has already started.
- Six new Degree Colleges at Mohanpur, Bishalgarh, Shantirbazar, Longtrai Valley, Kanchanpur and Teliamura have started functioning from 2012-13 academic sessions





after completion of constructions works for these Colleges. In addition, a Degree College was started in Gandacherra in 2011, by utilising a portion of the existing Government school building, to provide opportunities for higher education in the tribal-dominated remote areas of the State. Subsequently, construction of buildings for the College has been taken up.



- ◆ Bachelor of Computer Application (BCA) and Diploma in Computer Application (DCA) courses have been introduced in nine General Degree Colleges of Tripura to enhance employability of students.
- ◆ 9 Colleges now offer Science stream. Steps have been taken to introduce Science courses in remaining Degree colleges in a phased manner.
- ◆ Construction of new College of Teachers' Education has been taken up at Kumarghat. Construction of new buildings for Institute of Advance Studies in Education (IASE) at Kunjaban and Govt. Law College at College tilla are in progress.
- ◆ Infrastructure development of Govt. Music College and Govt. College of Art and Craft in its new venue with newly constructed buildings have opened facilities for the students in these new but most interesting areas of education and learning.

In order to further accelerate the process of expansion of higher education in the State in the coming years, the Government has formulated a 10-Year Perspective Plan (2010-2020) and the






same is under implementation. The Table below briefly reflects the progress made in the field of higher education in the State since 1972:

No. of Colleges/ Institutes	1972	1978	1998	2012
No of General Degree Colleges (including Private Colleges)	6	6	14	24
No of Engineering Colleges	1	1	1	2
No of Polytechnic Institutes	1	1	1	3
No of Medical Colleges	0	0	0	2
No of Professional Colleges (Art & Craft, B.Ed., Music, Law, Paramedical, etc.)	3	4	4	6
No of Agricultural College	0	0	0	1
No of Veterinary College	0	0	0	1
No of Fishery College	0	0	0	1
Total	11	12	20	34

SOCIAL WELFARE AND SOCIAL EDUCATION

The State Government attaches very high priority to the holistic development and welfare of women, children, old & infirm and physically-challenged persons. The Government has been making all possible efforts for effective implementation of the Integrated Child Development Services (ICDS) Programme, which now covers over 4.74 lakh children and mothers in the State through 9,906 Anganwadi Centres.

The State Govt. is implementing a number of programmes for the empowerment of women. To ensure prevention of violence against women, the Government has appointed 60 Gazetted Officers and





4 (Four) women from Civil Society as Protection Officers (which is highest in India) under the Protection of Women from Domestic Violence Act, 2005. Tripura Commission for Women has also initiated various steps to improve the status of women and for their empowerment. For working women, one hostel, named after Jhansi Rani Laxmi Bai, has been established in the heart of the State Capital.

The State Govt. had launched Social Security Pension Scheme in the year 1978 for the welfare of the poor, old and helpless persons of the Society. At present, the Government is running a number of Social Security Schemes with State's own resources in addition to the 3 schemes jointly funded by the Central and the State Government.



Under these Schemes, 2.24 lakh beneficiaries are now getting benefits.

The Government is also concerned about issues concerning Senior Citizens. The Government has been implementing Maintenance and Welfare of Parents and Senior Citizens Act, 2007 in the State by appointing Sub Divisional Magistrates as Tribunal & the District Inspectors

of Social Education as Maintenance Officers. One Pensioners' Awaas is under construction at Kunjaban for the senior citizens.

Welfare of Persons with Disability is a priority area for the Government. Five Pension Schemes have been implemented for providing social security to disabled persons. One Rest House, named after Helen Keller, has also been constructed at Agartala for disabled persons.





The following Table indicates progress made since 1972 in the field of development and welfare of women, children, old & infirm and physically-challenged persons:

Parameters	Unit	1972	1978	1998	2012
1. Integrated Child Development Scheme (ICDS)					
a) ICDS Projects	No.	0	02	28	56
b) Anganwadi Centres	No.	0	208	3537	9906
c) Children Covered	No.	0	3500	142000	376061
d) Mother Covered	No.	0	00	16646	98113
e) Construction of AWC Buildings	No.	0	0	0	8294
f) SABLA (Scheme for Adolescent Girls)	No.	-	-	-	170488
g) IGMSY (Scheme for Pregnant & Lactating Mother)	No.	-	-	-	9068
2. Social Security Pension Schemes					
i) Old Age Pension	No.	0	8505	8505	Migrated to National Old Age Pension Scheme in 1998
ii) Jhumia Pension	No.	0	0	2504	
iii) Widow Pension	No.	0	0	4202	
iv) Tripura Rickshaw Sramik Pension	No.	0	0	167	
v) Landless Agricultural Labourers Pension	No.	0	0	3874	
a) National Old Age Pension	No.	0	8505	60412	152550
b) National Widow Pension	No.	0	0	0	7432
c) National Disability Pension	No.	0	0	0	2426
d) Blind & Handicapped Allowance (with 60% Disability)	No.	0	0	0	1549
e) Blind & handicapped Allowance	No.	0	0	3091	4531



f)	Widow & Deserted Pension	No.	0	0	0	38358
g)	Tripura Rickshaw Pullers Pension	No.	0	0	0	64
h)	Tripura Cobbler Pension	No.	0	0	0	32
i)	Incentive to Girl Child	No.	0	0	0	14563
j)	Bidi Sramik Pension	No.	0	0	0	69
k)	Unemployment allowance to 100% Blind	No.	0	0	0	34
l)	Pension for 100% Blind	No.	0	0	0	456
3. Welfare of Women:						
a)	Rani Laxmibai Memorial Working Women Hostel.	No.	0	0	0	1
b)	Appointment of Protection Officer under PWDV Act-2005	No.	0	0	0	64
c)	Toll Free Help Line for Women	No.	0	0	0	01
4. Welfare of Senior Citizen						
a)	Pensioner Awaas (100-bedded)	No.	0	0	0	Under construction
5. Welfare of Persons with Physically Challenged						
a)	District Disability Rehabilitation Centre (DDRC)	No.	0	0	0	04
b)	Braille Printing Press	No.	0	0	0	02
c)	Helen Keller Memorial Rest House	No.	0	0	0	01
d)	Artificial Limbs & Distribution of AIDs & Appliances by DDRCs.	No.	0	0	0	5855
e)	Disability Certificates issued in the State	No.	0	0	0	57153



HEALTH & FAMILY WELFARE

'Healthcare Facilities for All' is the goal of the Government of Tripura. The State Government does not subscribe to the idea and approach of dependence on the private sector for healthcare facilities. The Government of Tripura has been making constant & concerted efforts to formulate & implement schemes to ensure adequate preventive, curative & promotive healthcare services to the people of the State. All efforts are being made to improve hospital services at the primary, secondary & tertiary levels in terms of infrastructure, drugs and human resources. Necessary steps have been taken to improve medical & paramedical education in the State, so that required trained manpower becomes available in the State.



Special efforts are being made to expand the healthcare infrastructure at all levels. One Health Sub Centre is being set up in every Gram Panchayat. A number of new PHCs are being set up. The healthcare infrastructure at Sub-Divisional, District and State level is also being strengthened. As a part of the Master Plan, 15 very difficult locations [Dhalai-9, North-4 & West-2] in tribal areas, which are not yet possible to be covered through conventional means, are being covered through deployment of Medical Teams by Helicopter. The Table below depicts the progress made in strengthening of the healthcare infrastructure in the State since 1972:





Parameters	1972	1978	1998	2012
1. Medical/ Health Institutions:				
Medical College & Hospital	-	-	-	2
State Hospital (including 1 Ayurvedic & 1 Homeopathic)	2	2	6	6
District Hospital	2	2	2	2 (one more being commissioned)
Sub-divisional Hospital	7	8	11	11 (2 more under construction)
CHC	2	2	10	12 (7 more under construction)
PHC	22	29	73	79 (33 more under construction)
Sub-Centre	103	228	539	681 (170 more under construction)
Pharmacy College [RIPSAT at Agartala]	-	-	1	1
Para-medical Institution (PPP Model)	-	-	-	1
Nursing Training Institute (GNM)	1	1	2	2
Blood Bank	1	-	5	7
Blood Storage Centres	-	-	-	7
Peripheral Hospitals connected through Tele-medicine with G. B. P. Hospital & IGM Hospital.	-	-	11	17
Tele-Ophthalmology Centres (Vision Centres) connected with IGM Hospital.	-	-	-	40
2. Status of Health Manpower:				
Medical Officer (Allopathy)	125	258	396	816
Medical Officer (Ayurvedic)	3	5	37	53
Medical Officer (Homeopathic)	3	7	46	51
Dental Surgeon	-	5	38	41
Medical Officer (Specialist) Allopathy	40	77	145	269





A number of significant initiatives have been taken in the healthcare sector. In order to reduce infant mortality, new-born care corners, ante-natal intensive care units and special new-born care units have been established at PHCs, Sub-divisional Hospitals, District Hospitals and State Hospitals. Schemes are also implemented in the State to encourage pregnant woman to deliver in health institutions. Strengthening of Universal Immunization Programme, introduction of Hepatitis-B vaccine, Measles Catch-up Campaign, etc. are being implemented in order to achieve full immunization. It is also planned to implement weekly supplementation of Iron & Folic Acid for adolescent girls, by involving School Education and Social Welfare officials. Proactive efforts are being made for prevention of various diseases through creation of awareness at community level.

As a result of persistent efforts made by the State Government to improve the healthcare facilities in the State, the various Health Indicators for Tripura have been improving over the years and the same are better than the National Average, as can be seen from the following Table:

Parameters	Present Status			
	India	Tripura	India	Tripura
Birth rate (per thousand)	26.5	17.6 (SRS 1998)	22.1	14.9 (SRS 2010)
Death rate (per thousand)	9.0	6.1 (SRS 1998)	7.2	5.0 (SRS-2010)
Natural growth rate (per thousand)	17.5	11.6 (SRS 1998)	14.9	9.9 (SRS-2010)
Infant Mortality rate (per thousand)	72.0	49.0 (SRS 1998)	47.0	27.0 (SRS-2010)
Sex Ratio (Female per 1000 male)	933	948 (Census-2001)	940	961 (Census-2011)





Development of State Economy

AGRICULTURE



Tripura is primarily an agrarian economy endowed with natural resources and enthusiastic farming community. Agriculture is the State's dominant sector providing employment to about 50% of State's population and contributing about 22% to the Gross State Domestic Product (GSDP) of the State.





The State Government had launched a 10-year “Perspective Plan for Achieving Self-Sufficiency in Food Grains” in the year 2000-01, which was further extended by two years upto 2011-12. As a result of concerted efforts made during this period, the total foodgrain production in Tripura significantly increased from 5.13 lakh MT in 1999-2000 to an all-time high level of 7.30 lakh MT in 2011-12. In fact, during the Eleventh Plan Period (2007-2012), the Compound Annual Growth Rate (CAGR) of Foodgrain Production in Tripura was as high as 3.75%. It is due to such impressive performance of the State in the field of agriculture that the Government of India honoured the State with “Krishi Karman Award” for the year 2010-11 for best performance in the field of Agriculture among Category-III States having production of foodgrains of less than one million tonnes.



The State Government has always attached very high priority to agriculture sector. The infrastructure in this sector was significantly strengthened over the years, in order to cater to the needs of the sector effectively, as can be seen from the following Table:



S. No.	Parameters	Unit	1972	1978	1998	2012
1.	No. of Cold Storages					
	i) Government	No.	0	0	1	7
	ii) Private	No.	0	0	1	4
	Total	No.	0	0	2	11*
2.	Capacity of Cold Storages					
	i) Government	MT	0	0	1000	14000
	ii) Private	MT	0	0	2000	36500
	Total	MT	0	0	3000	50500
3.	No. of Soil Testing laboratories					
	i) Static	No	1	1	2	2
	ii) Mobile	No	0	0	0	4
4.	No. of Soil Samples analyzed (yearly)	No	3000	3571	5494	12836
5.	No. of SA Offices	No	0	10	17	22
6.	No. of Agri. Sector Offices	No	0	0	0	79
7.	Seed Processing Plant	No	0	0	0	06
8.	Dehumidified Seed Storage	No	0	0	0	01
9.	Bio-fertilizer Production Centre	No	0	0	01	06
10.	Bio-control Agent Production Laboratory	No	0	0	01	01
11.	Agri- Input Testing Laboratory	No	0	0	0	01

* 4 additional cold storages are under construction, with total capacity of 6,000 MT.



The improvement in agricultural production has been the result of number of significant initiatives taken by the Government from time to time. These include expansion of area under irrigation, promotion of SRI (System of Rice Intensification), promotion of use of high-yielding varieties (HYV) of seeds and achieving the targeted 33% replacement rate of HYV seeds, use of Hybrid rice varieties, promoting use of fertilizers (including bio-fertilizers), arranging credit for farmers through extensive coverage under Kisan Credit Card (KCC) Scheme, etc.

Efforts made for expansion of irrigation coverage deserves special mention. In Tripura, total about 1,17,000 hectares of land (out of cultivable land of about 2,55,485 hectares) was assessed as irrigable. Out of this, about 1,10,524 hectaure has already been brought under irrigation through concerted efforts of various Departments of the State Government. The expansion in the area under irrigation over the years is reflected in the following Table:



1972	1978	1998	2012
1,956	4,393	40,383	1,10,524

All the above-mentioned efforts have resulted in achievements in the field of agriculture since 1972, as briefly depicted in the Table below:

S. No.	Parameters	Unit	1972	1978	1998	2012
1	Gross Cropped area	Ha	3,77,000	3,92,000	4,85,000	4,72,494
2	Net Cropped area	Ha	2,42,500	2,44,000	2,80,000	2,55,485
3	Cropping Intensity	%	155	161	173	185
4	Area under Food grains	Ha	2,80,746	3,12,103	2,71,695	2,78,598
5	Production of Foodgrains	MT	2,73,079	3,75,348	5,47,460	7,29,903
6	Productivity of Food- grains	Kg/Ha	973	1,203	2,015	2,620
7	Production of Rice	MT	2,70,840	3,63,240	5,35,840	7,18,304
8	Productivity of Rice	Kg/Ha	978	1,201	2,079	2,700
9	Area under SRI	Ha	0	0	0	86,630
10	Area under HYV Paddy	Ha	25,660	1,16,060	2,20,055	2,40,061
11	Area under Hybrid Paddy	Ha	0	0	0	9,612
12	Production of HYV Certified Seed	MT	0	0	28	4,500
13	HYV Seed Placement Rate (Paddy)	%	Negligible	Negligible	2.8	33
14	Use of Chemical Fertilizers (N:P:K)	Kg/Ha	Negligible	Negligible	25	55
15	Production of Bio-Fertilizer	MT	0	0	1.4	1500
16	Number of Kisan Credit Cards distributed	No.	0	0	0	2,99,829 (Cumulative)

HORTICULTURE

The good agro-climatic conditions, deep fertile soils, sub-tropical humid climate with abundance of rainfall offer tremendous scope for development of Horticulture in the State. Realizing this potential, a 10-year “Perspective Plan for Development of Horticulture” (2002-2012) was adopted with target for bringing 21,607 ha. under cultivation, in addition to existing 72,153 ha, for increasing production of Fruits from 3.00 lakh MT to 6.05 lakh MT, Vegetables



from 3.25 lakh MT to 4.38 lakh MT, Plantation crops from 0.09 lakh MT to 0.22 lakh MT and Spices from 0.17 lakh MT to 0.20 lakh MT. The targets set under the Perspective Plan have already been achieved with total production of 12.65 lakh MT during 2011-12. In fact, during the year 2011-12, 6.46 lakh MT of fruits, 5.51 lakh MT of vegetables, 0.39 lakh MT of Plantation Crops and 0.29 lakh MT of Spices have been produced. Floriculture has also emerged as an important commercial activity during last few years.

Significant achievements during this period include establishment of 47 multi-crop nurseries for production of quality planting materials, increase in production of Mango, Banana, Papaya and Pineapple, development of many Community Gardens in clusters, higher growth rate in vegetable production, cultivation of exotic and off-season vegetables (like, Capsicum, Carrot, Summer Cabbage, Summer Tomato, Pointed Gourd, Knolkhol, Squash) and commercial floriculture – both under protected (Anthurium, Orchid, Gerbera) and Open field (Marigold, Tuberose, Gladiolus & Rose) conditions, etc.

For Soil conservation 92,171 ha., 45,091 ha. and 23,674 ha. areas have been treated respectively under NWDPR, WDPSCA, IWDP projects till date. Nursery raising and commercial Floriculture





are attracting more and more unemployed youths as viable employment opportunities. The progress made in the field of Horticulture since 1972 is briefly presented in the following Table:

No	Parameters	Unit	1972	1978	1998	2012
1	Fruits					
	a. Area	Ha	9300	12740	24230	54500
	b. Production	MT	72200	139420	363520	646000
	c. Productivity	MT/Ha	7.76	10.94	15.00	11.85
2	Plantation crops					
	a. Area	Ha	3130	4310	8260	17000
	b. Production	MT	4750	6790	13620	39000
	c. Productivity	MT/Ha	1.51	1.57	1.64	2.29
3	Spices					
	a. Area	Ha	1000	1690	4000	5850
	b. Production	MT	5000	7070	13970	29000
	c. Productivity	MT/Ha	5.00	4.18	3.49	4.95
4	Vegetables (including potato)					
	a. Area	Ha	6000	7590	12900	41100
	b. Production	MT	30000	52560	127780	551000
	c. Productivity	MT/Ha	5.00	6.92	9.91	13.40
5	Flower					
	a. Area	Ha	0	0	0	250
	b. Production	MT	0	0	0	1250
	c. Productivity	MT/Ha	0	0	0	5.1
6	Creation of water sources					
	a. Community Tanks	No.	0	0	0	2266
	b. Tubewells	No.	0	0	0	1844
7	On-farm water management					
	a. Drip Irrigation	100 sqm	0	0	0	615
	b. Low-cost green house	500 sqm	0	0	0	1703
	c. High-tech green house	500 sqm	0	0	0	76
	d. Shed-nets	500 sqm	0	0	0	1849
	e. On-farm handling units	No.	0	0	0	306



8	Organic farming					
	a. Vermi-compost Units	No.	0	0	0	1907
	b. Incentive for organic farming	No.	0	0	0	1111
9	Agricultural equipments					
	a. Manually-operated	No.	0	0	0	5366
	b. Power Tiller	No.	0	0	0	1785
	c. Diesel Engine	No.	0	0	0	6945
	d. Power-operated	No.	0	0	0	1082
10	Establishment of Nursery					
	Private Sector					
	a. Big Nursery	No.	0	0	0	10
	b. Small Nursery	No.	0	0	0	45
	Government Sector					
	a. Big Nursery	No.	0	0	0	10
	b. Small Nursery	No.	0	0	0	37
	c. Tissue Culture Laboratory	No.	0	0	0	1
	d. Leaf Analysis Laboratory	No.	0	0	0	1
11	Training of farmers					
	a. Inside State	No.	NA	NA	850	27302
	b. Outside State	No.	NA	NA	NA	4897





ANIMAL RESOURCE DEVELOPMENT

The Livestock sector plays a vital role in the rural economy and supports small and marginal farmers both economically and nutritionally. It also plays an important role in employment generation and augmentation of rural incomes. Despite many constraints, Tripura has made significant progress in the development of animal resources, particularly in the field of egg and meat production. During 2011-12, total production of milk, meat & egg was about 1,10,300 MT, 25,000 MT & 16.50 crore, respectively.



The Government provides services to the people of the State through 15 Veterinary Hospitals, 59 Dispensaries, 11 Artificial Insemination Centres and 426 Sub Centres.



Due to sustained efforts of the Government, the State is no longer dependant for supply of meat from outside State. In egg sector, there has been about 67% rise in production since the year 1997-98. The present per capita availability is 43 eggs per year in the State, against national average of 53 eggs per year (2010-11). Currently, about 10 lakh Broiler Chicks are reared in the State every month. About 80% of the

requirement of Day Old Broiler Chicks (DOBC) is met through production in the Hatcheries within the State and the rest is imported from the neighbouring States. However, in milk production, the performance has not been so encouraging. The per capita availability of milk in the State was 79 gm. per day, as against the national average of 281 gm. (2010-11). The State is making all possible efforts to enhance the milk production by increasing the productivity. The progress made in the field of Animal Resource Development





over the years is reflected in the Table below:

No	Parameters	Unit	1972	1978	1998	2012
1	Meat Production	MT	2798	4360	5975	25000
2	Egg Production	Cr.	2.62	5.26	10.86	16.50
3	Milk Production	MT	18219	58175	76810	110300
4	Treatment of Animals & Birds	Lacs	3.89	5.55	7.4	5.7
5	Vaccination	Lacs	2.93	4.18	5.58	56.54
6	Artificial Insemination	No.	12145	37968	71622	125280
7	Cross-bred Calves born	No.	3896	9857	26966	48146
8	Improve variety Piglets born	No.	785	1521	3416	4900
9	Veterinary Hospitals	No.	1	4	9	15
10	Veterinary Dispensaries	No.	16	25	44	59
11	Veterinary Sub Centres	No.	79	185	344	426
12	Disease Investigation Lab.	No.	1	3	3	4
13	Duck/ Poultry Breeding Farms	No.	3	4	4	5
15	Pig/Goat/ Cattle / Rabbit Breeding Farms	No.	6	7	10	11
16	Fodder Development Farms	No.	2	3	5	7
17	Block Level Brooder House (BLBH)	No.	0	0	0	76





FISHERIES

Fish is one of the most important daily diet items of 95% of Tripura's population. With emphasis laid on fishery development, during 1990s, considerable progress with regard to fish/ shrimp seed production could be made in the State. Hypophysation of both Indian major carps and Chinese carps is widely popular in the State. As a result, the State is presently surplus in carp seed production. Tripura is the



only State in the North-east, rather one of the very few land-locked States of the Country, to produce on a commercial scale, seed of giant freshwater prawn (*Macrobrachium rosenbergii*) on artificial sea water. Consequently, poly-culture of this species is presently prevalent in the State.



In the year 2004, the State Government launched a Perspective Plan for attaining nutritional self-sufficiency (with availability 13 kg. per capita of fish) by 2011-12. However, the target of 13 kg per capita of fish production was achieved in 2010-11 itself, with fish production of about 14.12 kg/head/annum. This became possible through bringing in all available resources under scientific fish culture, introduction

of "Aerator" for increased productivity, prawn culture, stocking of prawn and chitala seed in Dumbur Reservoir, establishment of fish feed manufacturing plants, Fish Feed Analysis Lab and entrepreneurship development (with special emphasis on women and tribals) etc. In fact, the State was adjudged as Best Development Department in the Country, during 2008, at 20th All India Congress of Zoology at Mumbai.





Although the fish production has significantly increased over the years, the consumption of fish in the State has grown at a faster pace. As a result, the State still continues to meet part of the requirement of fish through import from Bangladesh as well as other parts of the Country, although the proportion of imports has been declining. The State, therefore, is targeting to progressively increase the fish production to about 19 kg. per capita per year by the end of the 12th Five Year Plan. The progress made in the field of Fisheries since 1972 is shown in the following Table:

No	Parameters	Unit	1972	1978	1998	2012
1.	Water Resources	Ha.				
	a) Culture water		4414.00	5500.00	5302.00	10000.00
	b) Capture fisheries		10140.80	10000.00	22829.00*	7878.76**
2.	Production of Fish	MT	5684.00	6415.00	13367.68	53080.00*
3.	Productivity	Kg/ha	1240.00	1167.37	1280.00	2500.00*
4.	Seed production					
	a) Fish seed (carps)	Lakhs	40.00	649.33	1,050.153	650.18*
	b) Prawn juvenile	Lakhs	–	–	–	5.20
	c) Pabda seed	Lakhs	–	–	–	0.73
5.	Hatchery units (both for fish seed and prawn seed)	No.	–	–	6	29
6.	Fisheries training centre	No.	–	–	2	9
7.	Establishment of soil and water testing laboratory (in no.)	No.	–	–	–	27
8.	Mini Research Lab	No.	–	–	–	2
9.	Establishment of fish feed manufacturing plant	No.	–	–	–	16
10.	Fish Feed Analysis Lab	No.	–	–	–	3





11.	Farmers covered under effective training	No.	–	–	850	5354
12.	Fisheries circle offices	No.	–	125	266	398
13.	Scientific pisciculture in water bodies possessed by Patta holder	Ha.				618.68
14.	Pisciculture in small tanks and non perennial water bodies	No.	–	–	–	858
15.	Pen culture in big water bodies	Ha.	–	–	–	32.54
16.	Extensive pisciculture in big water bodies	Ha.	–	–	–	291.26

*Provisional

**Open water areas of the State have decreased due to shrinkage of water area of Dumbur Lake and Rudijala.





FORESTRY

The State Government has attached high priority to the forestry activities, not only from the viewpoint of the protection of environment, but also for economic rehabilitation of the people, particularly tribals and forest dwellers. Some significant developments in the forestry sector have been as follows:

- Actual forest cover has increased from an estimated 5,743 Sq. Km. in 1987 (first assessment) to about 7,977 Sq. Km in 2009.
- Tripura is among the pioneering States to embark on the path to participatory approach to forest conservation and development.
- The State introduced Rubber as an important economic and rehabilitation activity in 1963.



So far, over 50,000 families, mostly tribals (a large chunk of whom being shifting cultivators), have been economically rehabilitated through rubber plantations and Tripura has now become the second largest rubber-producing State in the Country after Kerala.



- State's Forest Policy as formulated emphasizing co-operative forestry. State Bamboo Policy was also formulated for developing its economic potential for the benefit of the people.

- Four wild-life Sanctuaries, namely, Sepahijala, Trishna, Gumti and Rowa, have been set up. Promotion of livelihood opportunities through eco-tourism has been taken up.
- Two major Externally Aided Projects (EAPs), namely, Japan International Cooperation Agency (JICA) Project and Indo-German Development Cooperation (IGDC) Project, have been taken up since 2007/2008 for environmental amelioration through generation of sustainable livelihood opportunities for rural poor.





The progress made in the forestry sector since 1972 is briefly mentioned in the following Table:

S. No	Parameters	1972	1978	1998	2012
1.	Natural Resource Management:				
	Afforestation (ha)	30916	55485	225720	278407
	Bamboo Plantation (ha)	0.00	485	893	45915
	Medicinal Plantation (ha)	0.00	0.00	0.00	3417
	Social Forestry in individual holdings (ha)	0.00	0.00	17062	24150
	Families under Social Forestry/ Angan Ban Prkalpa (No.)	0.00	0.00	52366	79257
2.	Wild Life Conservation:				
	National Park /Sanctuaries (No.)	0	0	4	6
3.	Participation of the people for sustainable development:				
	Joint Forest Management Committees (JFMCs) (No.)	0	0	01	946
	Project Area under JFMCs (in ha)	0	0	100	260211
	Formation of SHG	0	0	0	2021
4.	Social Interface: Socio-Economic and livelihood development:				
	Formation of Forest Re-grouped villages for Socio-economic rehabilitation of the tribal jhumias				
	No. of Regrouped villages	0	0	0	21
	No. of Families in Regrouped villages	0	0	0	3330
	No. of Forest villages	0	0	0	62
	No. of Families in Forest Villages	0	0	0	1508
	Benefits given in Regrouped Forest Villages:				
	Drinking Water (in No.)	0	0	0	86
	Schools & Anganwadi Centers (in No.)	0	0	0	78
	Housing under IAY (in No)	0	0	0	1677
	Capacity Building efforts:				
	People trained for value addition in Bamboo and others activities	0	0	0	8098
	Water bodies/ Check dams (in ha) for livelihood generation through Fishery, Duckery, etc.	0	0	0	3274
5.	Recreation Forestry & Eco Awareness:				
	Eco-Parks for conservation, eco-tourism and awareness	0	0	0	24
6.	Mandays Generation (in lakhs)	NA	NA	325.55	575.66





Externally Aided Projects

The Forest Department of the State Government is also implementing two Externally-aided Projects. The progress made under these Projects has been as follows:

a) Japan International Cooperation Agency (JICA) Project:

This Project is being implemented since 2007-08 with the objective of rehabilitation of the degraded forest through enrichment of forest covers and at the same time, generating livelihood opportunities for the rural poor. 16 Re-grouped Forest Villages have been covered under the Project. The progress so far has been as follows:

S. No	Parameters	Unit	Target	Progress	
				2007-08	2011-12
1.	Formation of JFMCs	No.	456	53	439
2.	Afforestation	Ha.	55,000	0	11,458

b) Indo-German Development Cooperation (IGDC) Project:

The project is being implemented since 2008-09 by identifying the project villages, formation of Village Development Planning Implementation Committee (VDPIC), etc., for implementation of project activities through people's participation. The progress made upto 2011-12 includes formation of 47 VDPICs, 385 SHGs and 8 Business Units and Plantation over 2,364 hect





INDUSTRIES & COMMERCE

Industrialisation is gradually picking up in Tripura. As of now, there are two large-scale units (excluding power sector) in Tripura, namely, a Steel Cold Rolling Mill (producing GCI sheets) and a Rubber Thread unit. There are some medium-scale units like a Cold Storage (25,000 MT capacity), a TMT Bars/Rods/Flats unit, a Cement Plant, some Tea Processing Factories, etc. Besides these, there are a number of small and micro enterprises. As per the Census-2007 conducted by the Ministry of MSME (Micro, Small and Medium Enterprises), there were total 1,253 registered MSME units in Tripura. Since then, 1,035 new units have been registered, increasing the total number of registered units to 2,288 units (as on 31.03.2012).

Total Investment in Industrial Sector is about Rs. 700 crores. Total Employment in Industrial Sector is about 20,000 persons. Total value of Gross Output of Industrial Sector is about Rs.700 crores. Secondary Sector contributes about 27.5% of State GSDP (2010-11). The trade with Bangladesh has also been increasing at a fast pace. The total trade volume has increased to about Rs. 330.60 crores (2011-12), registering a six-fold increase during the Eleventh Plan Period.





All necessary steps are being taken for promotion of industries and commerce in the State with a view to generate economic growth and employment. The necessary industrial infrastructure has been developed at Bodhjungle in the form of an Industrial Growth Centre, a Food Park, a Rubber Park and an Export Promotion Industrial Park (EPIP). A Bamboo Park is also being developed. In addition, there are 6 other industrial estates/ area

in various parts of the State. Steps are also being taken to improve infrastructural facilities at Land Customs Stations for promotion of trade with Bangladesh. Setting up of new ITIs and upgradation of existing ITIs is being taken up for skill upgradation. Assistance is being provided to the youth for taking up self-employment activities. Emphasis is being put on development of industries based on local resources like rubber, bamboo, fruit products, tea, natural gas, etc. The performance of the Department during 2012 vis-à-vis 1972 on some important parameters has been as follows:

S. No	Important Parameters	1972	1978	1998	2012
1	Self-employment: No. of Cases Disbursed	NIL	NIL	695	3,226
2	Industrial Infrastructure: Total Area developed (Acres)	76.35	76.35	140.23	728.33
3	Foreign Trade (Rs. Crores)	NIL	NIL	15.46	330.60
4	Number of ITIs	2	2	4	8
5	Important Sectors:				
	● Food Processing (Turnover in Rs. Cr.)	NIL	NIL	1.00	68.34
	● Handloom (No. of weavers in clusters)	3,200	5,300	8,645	19,264
	● Handicrafts (Turnover in Rs. crores)	0.05	0.50	6.00	24.02
	● Silk Yarn Production (kg.)	NIL	NIL	800	1,970
	● Rubber Utilisation within State (MT)	NIL	NIL	100	3,000
	● Bamboo Sector (Turnover in Rs. Cr.)	NIL	NA	NA	107.22





TOURISM

Tourism has emerged as one of the most important segments of the Economy. With the improvement in the standard of living of people of Tripura as well as other States, tourism is gaining more importance. Endowed with rich variety of tourist attractions consisting of archaeological monuments, palaces, water bodies, temples, mosques & Buddhist Stupas of religious significance, forest and wild life, traditional craftsmanship, rich cultural diversity, Tripura offers vast potential for growth of Tourism. Return of peace in the State and proximity with Bangladesh provide highly advantageous conditions for development of tourism in the State. As a result, the inflow of tourist traffic, both domestic and foreign, is increasing day by day.



The Government of Tripura has taken up a comprehensive plan for promotion of Tourism in the State which includes, among other things, augmenting accommodation facilities, improving the existing infrastructure and attraction at major tourist destinations, developing the communication network and strengthening the skill of the manpower engaged in this sector. Efforts are being made for broad-basing the tourism





Tripura Marching Ahead (1972-2012)



infrastructure and diversifying the tourism products. For this, projects like destination development, circuit development, Rural Tourism Projects have been conceived.

In order to attract private investment, Tourism has been declared as an industry in the State since 1987. Realizing the potential of Tourism in the socio-economic development of the State, the State Government has set up Tripura Tourism Development Corporation Limited in November 2008 for professional management and giving further impetus of tourism sector in the State. The Corporation has been registered under the Companies Act on 03.06.2009.





Tripura Tourism Development Corporation Ltd. is playing a vital role in building basic infrastructure like Tourist Lodges, Cafeterias etc. Presently, the Corporation is running 33 Tourist Lodges, 10 Cafeterias and 15 Sulabh Toilets. Tourist Information Centre at Akhaura Check post and International Bus Terminus have also been set up. In addition, Way-side Amenity at ISBT at Chandrapur has been constructed and handed over to a Society. Institute of Hotel Management is being constructed at Anadanagar, Agartala which would go a long way in providing opportunities to local youths to acquire professional competence in Tourism hospitality sector. The Table briefly indicates the progress made in the Tourism Sector since 1972:

S. No	Important Parameters	1972	1978	1998	2012
1	No. of Tourist Spots developed	NA	NA	17	23
2	No of Tourist Lodges/ Yatri Niwas set up	Nil	Nil	09	33
3	Average Tourist flow in a Financial Year				
	a) Foreign Tourists	NA	NA	1,194	7,329
	b) Domestic Tourists	NA	NA	1,37,804	4,04,697





Provision of Basic Amenities for the People

Allotment of Govt. Land to Landless/ Homeless People



The matters relating to land in the State are primarily governed by the Tripura Land Revenue and Land Reforms Act, 1960 and the Tripura Land Revenue and Land Reforms Rules, 1961. The State Government has been pursuing the policy of allotting a small plot of Government Land to landless/ homeless families, subject to availability of such land, to enable them to build their own house, to pursue some economic activity and to live with dignity. The progress





made in allotment of land to landless/ homeless families since 1972 is reflected in the Table below:

S. No	Parameters	Unit	1972	1978	1998	2012
1.	No. of Beneficiaries (cumulative)	No.	42,461	44,892	75,760	1,86,534
2.	Area of Land Allotted (cumulative)	Acres	39,507	71,771	97,233	2,27,053

HOUSING

Shelter is the basic need of a citizen and is critical for determining the quality of human life. A roof over the head endows a shelter-less person, with an essential asset and improves his physical and mental well-being. In fact, eradication of shelterlessness is one of the important goals of the 12th Five Year Plan. The State Government has been attaching high priority to this aspect.

In Tripura, the progress made in providing houses to rural homeless people has been as follows:

S. No	Parameters	Unit	Upto 1996	1997 & 1998	2012
1.	No. of IAY Houses provided (Cumulative)	No. of Families	NA	19,161	2,05,827

DRINKING WATER SUPPLY (DWS)

The State Government is committed to the goal of providing safe and adequate drinking water to all households in all the habitations of the State as a time-bound manner. For this purpose, a range of Schemes to tap surface, ground and rain water are under implementation, which include surface water treatment plants, deep tube wells, small bore tube wells, spot sources like Ordinary Hand Pumps, Mark-II/III, RCC wells, sanitary wells, masonry wells, etc. and roof-top as well as





community rain water harvesting structures. The excessive iron content in the ground water poses a major challenge to water supply system in Tripura. The Government has, therefore, given priority to install iron removal plants with all deep tube well and small bore tube wells. The progress made in creation of drinking water sources in the State since 1972 is indicated in the Table below



S. No	Parameters	Unit	1972	1978	1998	2012
1.	Deep Tube Wells	No.	02	27	440	1,272
2.	Small Bore Tube Wells	No.	Nil	Nil	Nil	1,409
3.	Iron Removal Plants	No.	Nil	Nil	27	576
4.	Over Head Reservoirs	No.	02	03	18	127
5.	Surface Water Treatment Plants	No.	01	01	02	31
6.	Functional Spot Sources	No.	NA	NA	23,429	25,137
7.	Pipelines	Km.	NA	NA	2,656	8,866.79
8.	Water Testing Laboratories	No.	01	01	02	23



SANITATION

Sanitation is one of the basic determinants of quality of life and the Human Development Index. The Government of Tripura has taken various initiatives to promote rural sanitation coverage at household level, in schools and Anganwadi centres and at the community level and also to promote hygiene practices. This is important to reduce incidences of diarrhea and other water & excreta-borne diseases. Due to series of initiatives taken in this regard, Tripura has been one of the few States having very high sanitation coverage even during 2001 Census and approximately 78% rural households were using toilets at that time.



taken in this very high sanitation

All districts of Tripura have been brought under Total Sanitation Campaign (TSC) and measures are being taken to further expand sanitation coverage, including quality of facilities at household, school, Anganwadi & community level. This has significantly reduced incidences of diarrhea even during lean season. Further, hygiene behaviour is being promoted focusing on hand washing before eating and after defecation and also safe handling & storage of drinking water. The progress made in the field of sanitation since 1972 is reflected in the following Table:

S. No	Parameters	Unit	1972	1978	1998	2012
1.	Coverage of Rural Individual House Hold Latrine (IHHL) for APL & BPL families	No.	NA	NA	9,039	6,02,359
2.	Coverage of School Toilets	No.	NA	NA	884	6,173
3.	Coverage of Balwadi/ AWC Toilets	No.	NA	NA	NA	6,654
4.	Coverage of Sanitary Complexes	No.	NA	NA	NA	249
5.	Nirmal Gram Puraskar	No.	Nil	Nil	Nil	112



Welfare of Weaker Sections of Society

TRIBAL WELFARE



The State Government attaches highest priority to the educational, economic and cultural development of the tribal communities in the State. Some important initiatives of the Tribal Welfare Department are as follows:

- Reservations in Jobs and Educational Institutions: 31% reservation has been provided to STs in Government jobs in promotions as well as in admission to Educational Institutions. It is worthwhile to





mention that in the State Government services in Tripura, the job reservation in promotion and recruitment is right up to the highest level.

- **Earmarking of Funds in Budget:** Each Department is required to spend minimum 31% of its Budget for development in Tribal Sub-Plan (TSP) areas. During 2011-12, about 41.16% of total expenditure was incurred in TSP areas.
- **Setting up of TTAADC:** Tripura Tribal Areas Autonomous District Council (TTAADC) was set up in 1982 for accelerating the development of tribal areas. The TTAADC was initially set up under the Seventh Schedule of the Constitution and was brought under the Sixth Schedule of the Constitution in 1985. The State Government has been progressively transferring more and more powers, functions and resources to the TTAADC, in order to enable it to play its assigned role effectively.
- **Education:** A number of initiatives were taken for promoting education among tribals. This includes providing scholarships, stipends and free textbooks, running coaching centres, setting up of Ashram Schools and Eklavya Model Residential (EMR) Schools for providing quality and value-based education, etc.
- **Economic Development:** With the 31% earmarked TSP funds, various Schemes for development of STs are being implemented by various Departments like Agriculture, Horticulture, Fisheries, ARDD, Forest, Industries, etc. The Tripura Scheduled Tribes Development Corporation Ltd. is also assisting ST families by providing loans to enable them to take up other economic activities.
- **Tribal Culture:** Tripura State Academy of Tribal Culture (TSATC) was set up in the year 2009 to promote and develop tribal culture. This academy has been affiliated to the Tripura University. Further, to preserve and promote the culture of 19 tribes of Tripura, Tripura State Tribal Museum (TSTM) was established in the year 2009. Socio-cultural heritage of 19 (nineteen) Tribes of Tripura is exhibited in TSTM.
- Recently, the State Government has set up a separate Directorate for Kokborok and other Minority Languages.

The progress made in the field of welfare and development of STs in the State is briefly reflected in the following Table:

S. No	Indicators	Unit	1972	1978	1998	2012
1.	Pre-Matric Scholarships	No. of Students	1,402	3,421	2,88,408	9,99,986
2.	Post-matric Scholarships	No. of Students	184	2,919	12,084	1,19,693
3.	Additive to Post-matric Scholarship	No. of Students	0	0	7,736	53,627





4.	Merit Awards	No. of Students	0	0	6,825	38,042
5.	Special Coaching in Core Subjects	No. of Students	0	0	4,743	28,803
6.	Boarding House Stipends	No. of Students	6,620	2,202	35,442	1,70,361
7.	Supply of free Text Books	No. of Students	0	0	1,72,697	12,61,687
8.	Coaching of Madhyamik drop-out students	No. of Students	0	0	253	24,559
9.	Students sponsored outside the State	No. of Students	0	0	328	570
10.	Stipend to trainees at ITI/ GNM/ MPW	No. of Students	0	0	814	3,617
11.	Vocational Training	No. of Trainees	0	0	800	2,000
12.	Construction of Boys Hostel	No.	0	0	24	94
13.	Construction of Girls Hostel	No.	0	0	10	44
14.	Construction of College Hostel	No.	0	0	0	5
16.	Construction of EMR/ Ashram/ Residential Schools	No.	0	0	0	8

Implementation of the Scheduled Tribe & Other Traditional Forest Dwellers (Recognition of Forest Rights) Act, 2006

A significant step for the upliftment of the tribals has been the implementation of the Schedule Tribes and Other Traditional Forest Dwellers (Recognition of Forest Rights) Act, 2006. In fact, Tripura is one of the pioneering States in the Country in implementation this Legislation. So far, 1,20,062 Forest Dwellers have been vested with Forest Rights involving about 1,68,839.61 hectares of Forest Land (which works out to about 16.1% of total geographical area of the State). Patta Pass Books have been distributed and demarcation of land, using Global Position System (GPS) devices, has also been completed for most of the Patta Pass Book holders. The performance





so far is briefly summarised in the Table below:

Particulars	ST	Other Traditional Forest Dwellers	Total
No. of Persons in which Forest Rights vested so far	1,20,060	02	1,20,062
Quantum of Land involved (Ha.)	1,68,839.13	0.48	1,68,839.61
Patta Pass Book distributed (Nos.)	1,19,380	02	1,19,382
Demarcation of Land completed (Nos.)	1,11,703	02	1,11,705

The Government has also been implementing programmes for economic upliftment of these families through convergence of funds available under MGNREGA and other Schemes. Upto 30.06.2012, total 47,751 families have been covered under various Programmes/ Schemes for economic development. The Programmes being implemented include agriculture, horticultural plantations, bamboo plantations, fodder production, fisheries, animal resource development, handloom, handicrafts and sericulture, etc.

WELFARE OF SCHEDULED CASTES (SC) AND OTHER BACKWARD CLASSES (OBC)

The State Government has been attaching high priority to the welfare and development of the people belonging to the Scheduled Castes (SC) and Other Backward Classes (OBC). A separate Department for Welfare of SCs was created in 1992, which was later assigned with the responsibility for Welfare of OBCs as well. The department is implementing various Programmes for overall development of SCs & OBCs.



Scheduled Castes (SC)

Some significant steps taken for upliftment of the persons belonging to the Scheduled Castes are as follows:

- Reservations in Jobs and Educational Institutions: 17% reservation is being provided to SCs in recruitment and promotions in Government jobs as well as in admission to





educational institutions. It is worthwhile to mention that in the State Government services in Tripura, the job reservation in promotion and recruitment is right up to the highest level.

- **Earmarking of Funds in Budget:** In so far as budgetary allocation is concerned, it is mandatory for each Department to spend minimum 17% of their funds for SCs under SCSP. The actual expenditure under SCSP is about 17.23%.
- **Education:** Several steps have been taken to popularize education among SC boys and girls, due to which the literacy rate among SCs was high as 74.07% as per 2001 Census, which was higher than the overall literacy rate of 72.30% in the State (the literacy percentage for SCs as per 2011 Census is yet to be released). To address the accommodation problem of the SC students, hostel facilities have been created across the State, by constructing 32 hostels exclusively for SC students. In addition, there are 20 hostels where SC students can share accommodation with ST students. Adequate stipends/ scholarship are also been provided to SC students. In addition, SC students are also being sponsored outside the State for GNM/ D-Pharma courses.
- **Economic Development:** With the 17% earmarked SCSP funds, various Schemes for development of SCs are being implemented by various Departments like Agriculture, Horticulture, Fisheries, Industries, ARDD, etc. The Tripura Scheduled Castes Co-operative Development Corporation Ltd. is also assisting SC families by providing loans to enable them to take up other economic activities.
- In Tripura, there is no discrimination of any kind against SCs.
- The practice of manual scavenging was abolished long back.

OTHER BACKWARD CLASSES (OBC)

The people belonging to OBCs are getting special attention for their educational and economic upliftment. Several steps have been taken for promoting education among OBCs. Provision of stipends/ scholarships and other programmes of educational development are being implemented. A good number of students are also being sent outside the State for job-oriented courses like GNM, D-Pharma etc.

The State Government is pursuing the matter with the Government of India for amending the Constitution of India, for that upper ceiling of 50% on reservations is removed and reservations could be provided to OBCs in Government Jobs and also in admission to Educational Institutions.



The progress made in the field of welfare of SCs and OBCs is briefly reflected in the Table below:

S. No	Indicators	Unit	Year			
			1972	1978	1998	2012
A.	Scheduled Castes:					
1	Pre-Metric scholarship to the children of those in unclean occupation (Class I to X)	No. of Students	NA	NA	4100	4885
2	Boarding house stipend to SC students (Class VI to X)	No. of Students	NA	NA	717	877
3	Pre-Metric scholarships to SC students. (Class VI to X)	No. of Students	NA	NA	14564	77289
4	Dr. B.R. Ambedkar Memorial Award (Class VI to IX, Madhyamik & HS +2 stage)	No. of Students	NA	NA	786	2284
5	Post-Metric scholarship to SC students. (XI to Master Degree level)	No. of Students	NA	NA	7390	28683
6	Students sponsored outside the State for GNM / D-Pharma course.	No. of Students	NA	NA	0	497
7	Construction of SC boys' & girls' hostels.	No. of Students	NA	NA	24	32*
B.	Other Backward Classes (OBCs)	No. of				
1	Pre-Metric scholarship to OBC students (Classes VI to X)	Students	NA	NA	2500	65681
2	Post-Metric scholarship to OBC students (Classes IX to Master Degree level)	No. of Students	NA	NA	3000	23693
3	Dr. B.R. Ambedkar Memorial Award (Madhyamik & HS+2 stage)	No. of Students	NA	NA	246	832
4	Construction of boys' and girls' hostels for OBC	No. of Students	NA	NA	0	2
5	Students sponsored outside the State for GNM / D-Pharma courses.	No. of Students	NA	NA	0	73

* There are 20 (twenty) combined hostels for SC and ST boys and girls in addition.





WELFARE OF RELIGIOUS MINORITIES

The State Govt. has been making serious efforts for development of people belonging to Religious Minorities in the State, which constitutes about 14.4% of total population of the State as per Census-2001. Some of the significant initiatives taken by the State Govt. are as follows:

- **Administrative Set-up:** A separate Directorate for Development of Religious Minorities was set up in 1999, which has recently been upgraded into a full-fledged Department. Tripura Wakf Board has been established in 1979 for protection, management and development of properties relating to minorities. A separate Tripura Minorities Cooperative Development Corporation has been set up in 1997 for providing loans for taking up various economic activities. Besides these, the State Govt. has also taken initiative to constitute a State Minority Commission. The Minority Commission Bill was passed by the Tripura Legislative Assembly on 26.11.2008 and was sent to Ministry of Home Affairs for obtaining assent of the President of India, which is awaited.
- **Special Action Plan for Minority-concentrated Villages:** The State Government has been implementing a Special Action Plan since 2008-09 for holistic development 72 villages with 30% or more minority population. The activities taken up include construction of roads, extension of electric lines, drinking water supply, irrigation, housing, construction of market stall/ community halls/ Madrassa, construction of Health Sub-Centre, construction of Girls Hostels, financial assistance to minorities under various Schemes, etc. Recently, the Government has decided to expand the coverage under this Plan. As a result, presently, 124 Gram Panchayats/ Villages and 27 wards of Agartala Municipal Council/ Nagar Panchayats, which are having 20% or more of minority population, have been brought under the Plan.
- **Education (including Madrassa Education):** A number of Schemes are being implemented for promotion of education among minority population. This includes grant of pre-matric/ post-matric scholarships, special incentives to minority girls, Maulana Abul Kalam Azad Memorial Award to meritorious students, sponsoring minority students for job-oriented courses like Nursing, D-Pharma etc outside the State, Pre-examination coaching etc. Hostels are being constructed for minority girls' students. Steps are also being taken to upgrade/ develop Madrassa education. The scheme for providing quality education in Madrassa (SPQEM) is being implemented in 129 Madrassas, under which modern subjects like Science, Mathematics, English, Life Sciences, History, Geography, etc, are being





taught. In addition, School Education Deptt. is providing grant-in-aid to 51 Madrassa and has also been taking steps to develop the infrastructure of these Madrassas. The Madrassas are being upgraded in a phase manner. A separate sub-committee/ cell is being set up under Tripura Board of Secondary Education for conducting examinations for the minority students.

- **Economic Development:** Under Settlement Scheme for landless agricultural/ non-agricultural workers, assistance is given @ Rs.50,000 per family is being provided. Similarly, under the Scheme for development of Minority Group Village, assistance is provided @Rs. 10,000/- per family for taking up economic activities. IAY houses are being provided to the minority people in proportion to their population. The minority patients are provided assistance from Nucleus Budget Scheme. Pro-active efforts have been made for formation of Self Help Groups among minority, esp. among the women, for taking up various economic activities. The Minorities Corporation provides loans for taking up economic activities. The Corporation also provides educational loans to students and conducts Vocation Training Courses.

The progress made in the field of Minorities Welfare is briefly mentioned below:

S. No	Indicators	Unit	1972	1978	1998	2012
1	Pre-Matric Scholarship	No. of Students	NA	1,430	10,614	24,383
2	Post-Matric Scholarship	No. of Students	NA	942	1,207	2,263
3	Boarding House to Minority Students	No. of Students	NA	NA	0	256
4	Maulana Abul Kalam Azad Memorial Award	No. of Students	NA	NA	29	116
5	Nursing Trg. to minority girl Students	No. of Students	NA	NA	8	105
6	D-Pharma course for male students	No. of	NA	NA	0	11
7	Special incentive for minority girls	No. of	NA	NA	217	710
8	Settlement Scheme for Minorities	No. of Families	NA	NA	7	30





The Road Ahead

While the considerable progress has been made in almost every sphere, the State has still to go a long way. There is no room for complacency. The State Government is committed to work towards making Tripura a Model State in the Country, with active involvement and support of the people of the State. Some important areas that will engage the attention of the Government in the years ahead are:

- Further improvement in the road, rail and air connectivity of the State as also the power and telecom infrastructure.
- Achieving 100% literacy and providing access to education for all the people at all levels – pre-primary, school, higher, technical and vocational.
- Basic amenities for all the people of the State, namely, housing, drinking water supply, sanitation and electrification.
- Access to good quality and affordable healthcare for all the people of the State.
- Comprehensive economic growth at rates faster than the national average, by making effective use of the available natural and human resources in the State and by achieving levels of productivity higher than the national average in all sectors of the Economy.
- Continuing the special focus on welfare and development of weaker section of the society, in order to build a fair and equitable Society.
- Above all, generation of job opportunities to utilise the energy and capability of the Youth for the betterment of the Society.

After creation of the new administrative units in January 2012, efforts are being made for gearing up the administrative set-up further for speeding up the development process. It is hoped that with active cooperation of the people of the State and involvement of the 3-tier Panchayati Raj Institutions, Urban Local Bodies and the Tripura Tribal Areas Autonomous District Council, the State will march ahead on the road to peace and prosperity.



