



GOVERNMENT OF PUNJAB
(INDIA)

MUNICIPAL STATISTICS - PUNJAB
2012-13

ECONOMIC ADVISER TO GOVERNMENT PUNJAB
CHANDIGARH

CONTENTS

Chapter/ Table No.	Particulars	Page No.
	An Overview of Municipal Statistics - Punjab	I - VII
I	Area and Population	
1	Geographical Position, Area and Population	1 - 3
II	Vital and Health Statistics	
2	Live Births, Deaths and Infant Deaths	4 - 6
3	Number of Deaths by Causes	7 - 9
4	No. of Allopathic Hospitals, Dispensaries and Other Clinics (Government)	10 -12
4.1	No. of Allopathic Hospitals, Dispensaries and Other Clinics (Municipal)	13 -15
4.2	No. of Allopathic Hospitals, Dispensaries and Other Clinics (Other Aided)	16 -18
4.3	No. of Ayurvedic/Unani Hospitals, Dispensaries and Other Facilities (Government)	19 - 21
4.4	No. of Homeopathic Hospitals, Dispensaries and Other Facilities (Government)	22 - 24
5	Number of Beds and Patients treated in Hospitals	25 - 29
6	No. of Medical Personnel and their Salaries (Allopathic Institutions)	30 - 34
6.1	No. of Medical Personnel and their Salaries (Ayurvedic and Homeopathic Institutions -Government)	35 - 39
III	Education and Cultural Statistics	
7	No. of Educational Institutions, Scholars, Teachers and their Salaries (Central Govt. Institutions) – SCHOOLS	40 - 44
7.1	No. of Educational Institutions, Scholars, Teachers and their Salaries (Central Govt. Institutions) - COLLEGES	45 - 49
7.2	No. of Educational Institutions, Scholars, Teachers and their Salaries (State Govt. Institutions) – SCHOOLS	50 - 54
7.3	No. of Educational Institutions, Scholars, Teachers and their Salaries (State Govt. Institutions) – COLLEGES	55 - 59
7.4	No. of Educational Institutions Scholars, Teachers and their Salaries (Municipal Institutions) – SCHOOLS	60 – 64
7.5	No. of Educational Institutions, Scholars, Teachers and their Salaries (Municipal Institutions) – COLLEGES	65 – 69
7.6	No. of Educational Institutions, Scholars, Teachers and their Salaries (Other Aided Institutions)–SCHOOLS	70 - 74

7.7	No. of Educational Institutions Scholars, Teachers and their Salaries (Other Aided Institutions) – COLLEGES	75 - 79
8	Libraries and Reading Rooms	80 - 82
9	Number of Cinema Houses	83 - 85
10	Number of Newspapers and Periodicals	86 - 90
IV	Public Utilities	
11	Public Water Supply	91-93
12	Fire Service, Fire Fighting Equipments and Calls Attended	94-96
V	Housing and Construction	
13	Tax Demand on Buildings	97-101
VI	Finances of Municipalities	
14	District-wise Income & Expenditure of Municipalities	102-104
VII	Transport and Communication	
15	Length of Different Types of Roads in the Municipal Area (Kms.)	105-107
16	No. of Post Offices, Telegraph Offices, Telephone Connections and Public Call Offices in Municipal Area	108-110
VIII	Employment in Municipalities	
17	Category-wise Employment and Emoluments	111-115
IX	Slaughter Houses	
18	Number and Activity of Slaughter Houses	116-118
X	Banking, Veterinary and Sports Facilities	
19	Number of Banks	119-123
20	Number of Veterinary Hospitals, Dispensaries and Milk Plants	124-126
21	Number of Sports Facilities	127-129
XI	Rest Houses, Bungalows & Dharamshalas	
22.	Number of Rest Houses, Bungalows and Dharamshalas	130-132
XII	Facilities of Petrol, Diesel and Gas Agencies	
23.	Number of Filling Stations of Petrol, Diesel, Gas Agencies and Gas Connections	133-135

PREFACE

The Municipal Year Book was prepared for the first time in 1970 by Economic & Statistical Organisation Punjab. The present document contains very important and detailed information pertaining to 5 Municipal Corporations and 136 Municipal Councils of the state for the year 2012-13. The basic information relating to area and population, vital and health statistics, education and cultural statistics, public utilities, housing and construction, transport and communications, employment in municipal councils, banking facilities, veterinary hospitals, sports facilities, rest houses, number of diesel/petrol filling stations and gas agencies etc. has been incorporated in it. It is hoped that the administrators, town planners and other official and non-official agencies engaged in the formulation of urban development plans will find this publication useful.

Acknowledgement is made to the office of Deputy Economic & Statistical Advisers at district level for the collection of this useful data. The report has been prepared under the guidance and supervision of Smt. Sarbjit kaur, Research officer, Sh Sukhminder Singh, Deputy Economic and Statistical Adviser and under over all guidance and supervision of Sh. Parminder Singh Walia, Director.

As there is always scope for improvement, suggestions in this regard will be appreciated.

Place: Chandigarh

Dated:

Mohan Lal Sharma

Economic Adviser

**TEAM OF OFFICERS AND STAFF
ASSOCIATED WITH THE REPORT WORK**

SHRI PARMINDER SINGH WALIA

DIRECTOR

SHRI SUKHMINDER SINGH

DEPUTY ECONOMIC AND
STATISTICAL ADVISER

SMT. SARBJIT KAUR

RESEARCH OFFICER

SHRI SADHU RAM

ASSISTANT RESEARCH OFFICER

SMT.MANJIT KAUR

INVESTIGATOR

SMT. AMANPREET KAUR

INVESTIGATOR

MR.PARSHANT KAPLISH

STATISTICAL PERSONNEL

AN OVER VIEW OF MUNICIPAL STATISTICS - PUNJAB

The statistics collected from all the 141 Municipal Corporations/ Councils of Punjab State for the year 2012-13 have been compiled in this report. There are 5 Municipal Corporations i.e. Amritsar, Jalandhar, Ludhiana, Patiala and Bathinda and 136 Municipal Councils. District-wise and Municipal Corporations/ Councils -wise data is given in this publication.

Procedure

The information contained in this report is collected by the office of Deputy Economic & Statistical Adviser at district headquarter from the Municipal Corporations/ Councils falling in the jurisdiction of the district as per the prescribed Performa. The compilation of data and drafting of report is carried out by Demography Section at the Head office.

MAIN RESULTS OF THE MUNICIPAL STATISTICS PUNJAB 2012-13

Area and Population:

Out of total 50,362 sq. km. geographical area of state, the area within Municipal limits is 2055 (4.08 percent) sq. km. Out of total area under municipal limits 28.66% area is falling under 5 Municipal Corporations, the state is having population of 9203760 persons living within municipal limits out of which, 45.86% living in 5 Municipal Corporations.

2. Population ranking exhibits Ludhiana corporation is at number one, followed by Amritsar, Jalandhar, Patiala and Bathinda. In Municipal Corporations 7165 persons are living in one sq. km. while in Municipal Councils population per sq. km. is only 3399 and overall 4479 people reside in per sq. km. in municipal area of the State. Area, Population and Density of Population in Municipal Area of Punjab State is shown as under:-

Table.1.1 Area, Population and Density of Population in Municipal Area of Punjab State

Sr.No.	Item	No.	Area (Sq.Km)	%age to Total Area	Population (Census 2011)	%age to Total Population	Density of Population
1	Municipal Corporations	5	589.05	1.17	4220635	14.84	7165
2	Municipal Councils	136	1465.95	2.91	4983125	17.52	3399
	Total	141	2055.00	4.08	9203760	32.36	4479

3. Among the corporations Ludhiana has the maximum population (1618879) whereas Bathinda Municipal Corporation has minimum population (285485) which is 17.63% of the population of Ludhiana municipal Corporation.
4. Among the Municipal corporations Ludhiana has the largest area (159.37 sq. Km) where as the Patiala Municipal corporation has lowest area (70.25 sq. km) which is 44.08% of Ludhiana Municipal Corporation.
5. Among the districts, Ludhiana has the largest area (243.16 sq.km.), where as district Pathankot has the lowest municipal area (33.15 sq. km.) which is 13.63% of the district Ludhiana. At one site, out of total 22 districts, urban area of each district, except Bathinda and Amritsar is less than that of Municipal corporation Ludhiana.
6. Sangrur M.C. has the largest area in the state i.e 43.00 sq.km. followed by Batala. having 37.06 sq.km.
7. As far as population is concerned district Ludhiana has the largest Urban population, 19.65 lakh followed by Amritsar, 12.67 lakh While Shaheed Bhagat Singh Nagar district has the lowest 1.04 lakh Urban Population.
8. Among the Municipalities Hoshiarpur M.C. has the largest population of 1.65 lac followed by Pathankot M.C. having 1.56 lac.
9. Sangat MC has the lowest Population, 2809 in Punjab.

Vital and Health Statistics:

10. A total number of 165 hospitals, 445 dispensaries, 2109 doctors and 10500 beds were recorded in various types of health institutions existing in municipal limits of the state.
11. District-wise highest Percentage of Hospitals (15.55%) were in District Jalandhar followed by Amritsar (9.09%) and Patiala (7.88%).
12. District Barnala and Pathankot has only 1 Hospital in Municipal Limits.
13. Highest Percentage of Dispensaries (20.90%) were in district Jalandhar followed by District Ludhiana (16.63%).
14. Highest No. of Doctors 545 were posted in District Patiala.

Education:

Total No. of 1165 Nursery/Primary schools, 798 Middle/High/Higher secondary schools and 283 other institutions of Education were recorded in the Municipal limits during 2012-13..

Table 3.1 Education Facilities in Municipal Urban Area

SN	Item	Institutions (No.)	Teachers (No.)	Scholars (No.)
1	2	3	4	5
i	Nursery/Primary Schools	1165	4769	212711
ii	Middle, High and Higher Secondary Schools	798	16226	555377
iii	Schools for Professional and Special Education	90	1375	29496
iv	Colleges for General Education	116	5352	160571
v	Colleges for Professional and Special Education	68	2637	44006
vi	Research Institutions	9	532	4588

Among the Districts, Ludhiana has the maximum (12.02%) of Nursery/Primary schools followed by Jalandhar District (11.33%).

District Pathankot has the lowest (1.55%) of Nursery/Primary schools.

Among the Districts, Jalandhar has the maximum (15.04%) of Middle/High/Higher secondary school followed by Ludhiana District (13.91%).

District Taran taran has the lowest (1.50%) of Middle/High/Higher secondary school.

Income and Expenditure:

During the year 2012-13 total income of Rs. 2227.90 crore and an expenditure of Rs 2155.16 crore was recorded for all the Municipalities of the state during the reference period.

Table 4.1 District-wise Ranking of Income and Expenditure (Rs.000)

SN	Name of the District	Income	Expenditure
1	2	3	4
1	Ludhiana	6127442	6010929
2	Jalandhar	3282270	3230567
3	Amritsar	2136457	2014931
4	S.A.S Nagar	1900883	2083904
5	Bathinda	1420402	1263485
6	Patiala	1331227	1288959
7	Sangrur	820106	700736
8	Hoshiarpur	699512	560146
9	Fatehgarh Sahib	573056	546650
10	Roopnagar	551863	455198
11	Moga	425641	388916
12	Gurdaspur	395446	417768
13	Kapurthala	383597	375041
14	Fazilka	343069	329163
15	Pathankot	310429	283882
16	Firozpur	282581	262074
17	Barnala	275003	320487
18	Faridkot	260862	302013
19	Sri Muktsar Sahib	254972	240773
20	Mansa	183886	175037
21	SBS Nagar	169199	169883
22	Tarn Taran	151114	131031
Total		22279017	21551573

Financial status-wise analysis of the Municipalities reveal that Ludhiana district is at first position with regard to income (Rs.612.74 crore) and expenditure (Rs 601.09 crore) and Jalandhar district is at second position with respect to its Income (Rs.328.23 crore) and expenditure (Rs 323.06 crore). Tarn Taran District has the lowest income of Rs. 15.11 crore and Expenditure Rs. 13.10 crore.

Ludhiana Municipal Corporation has the highest income of Rs.546.03 crore as well as expenditure Rs.532.41 crore among all the Municipal Corporations of the state followed by Jalandhar, Amritsar, Bathinda and Patiala .Patiala Municipal Corporation has the lowest income Rs.70.62 crore and Expenditure Rs.68.07 crore among all the municipal corporations.

Among the Municipalities, Zirakpur has the highest Income Rs.52.02 crore and Expenditure Rs. 54.24 crore. Bhadson MC has the lowest income of 0.28 crore and Expenditure Rs. 0.21 crore.

Transport and Communications:

Details of Transport and Communication infrastructure net work within the Municipal limits of the state is given as under:

Table 5.1 Transport and Communication Net Work in Municipal Urban Area

SN	Item	Length (in km.)/No.
1	2	3
A	Surfaced Roads (Length in km.)	
i	Cement Concrete Roads	2449.15
ii	Black Top Roads	5809.3
B	Un-Surfaced Roads (Length in km.)	
i	Water Bound Macadam Roads	248.4
ii	Motorable Roads	2957.16
iii	Un-Motorable Roads	399.76
C	Communication Facilities(No.)	
i	Post Offices	478
ii	Telegraph Offices	61
iii	Public Call Offices	9435

Veterinary Facilities:

Data regarding the availability of Veterinary Facilities provided in the Municipal Urban Area of the state is given as below:

Table 6.1 Veterinary Facilities in Municipal Urban Area

SN	Item	No.
1	2	3
i	Hospitals	142
ii	Dispensaries	26
iii	Milk Plants	33
iv	Slaughter Houses	91

Sports Facilities:

Availability of various types of sports infrastructure/facilities in Municipal Urban Area of the State is listed as below:

Table 7.1 Sports Facilities in Municipal Urban Area

SN	Item	No.
1	2	3
i	Sports Stadiums	106
ii	Swimming Pool Courts	53
iii	Basket Ball Courts	144
iv	Table Tennis Courts	37
v	Badminton Courts	54
vi	Lawn Tennis Courts	33

Recreational and Cultural Facilities:

Data regarding recreational net work and cultural facilities is as under:

Table 8.1 Recreational and Cultural Facilities in Municipal Urban Area

SN	Item	No.
1	2	3
i	Public Libraries	26
ii	Municipal Libraries	87
iii	Cinema Houses	108
iv	Seats in Cinema Houses	79532

Fire Fighting Services:

Fire Fighting Services in Municipal Urban Area is stated as under:

Table 9.1 Fire Services in Municipal Urban Area

SN	Item	No.
1	2	3
i	Fire Service Stations	50
ii	Fire Service Engines and Motors in use	161
iii	Persons Employed	740
iv	Calls Attended	7683

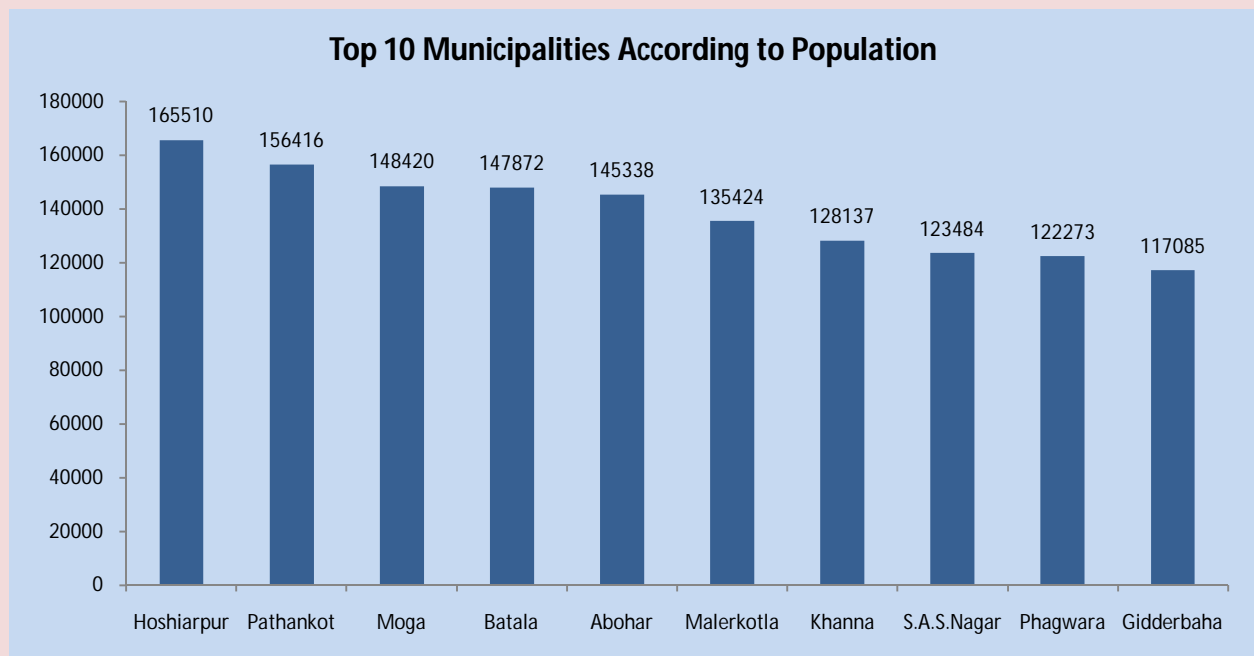
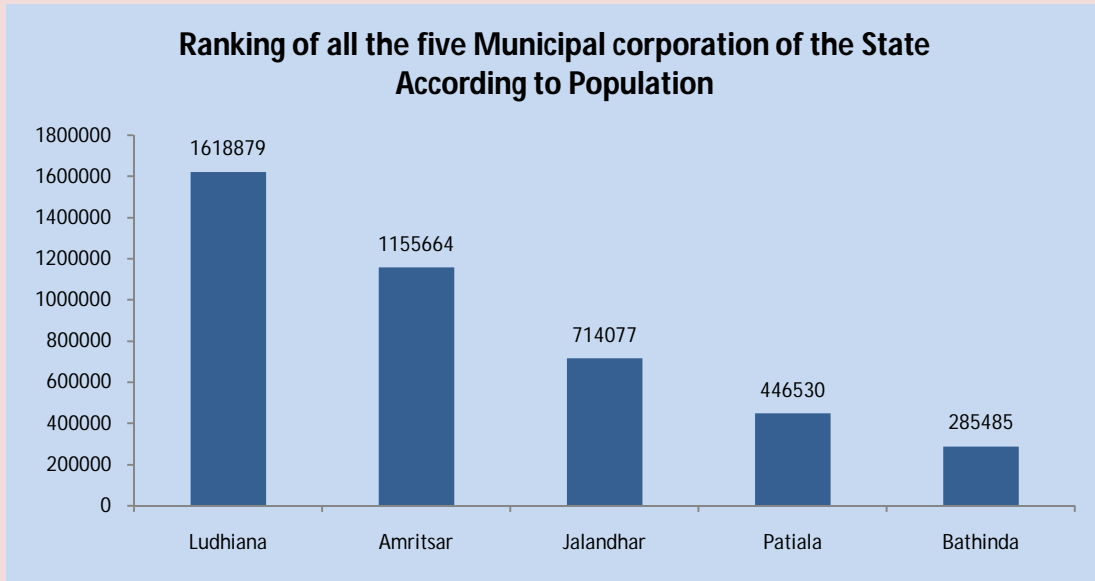
Other Facilities:

An account of other facilities available in the municipal area such as Rest Houses/Dak Bungalows, Dharamshalas, Petrol & Diesel Filling Stations, Gas Agencies / Gas Connections and Banks is as under:

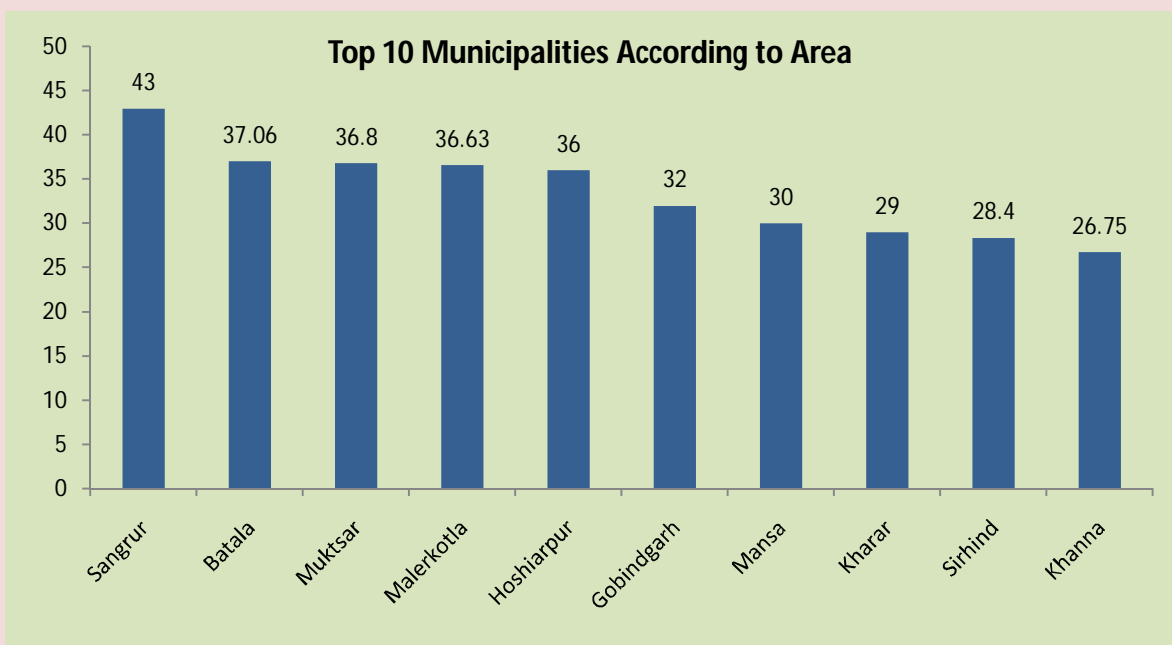
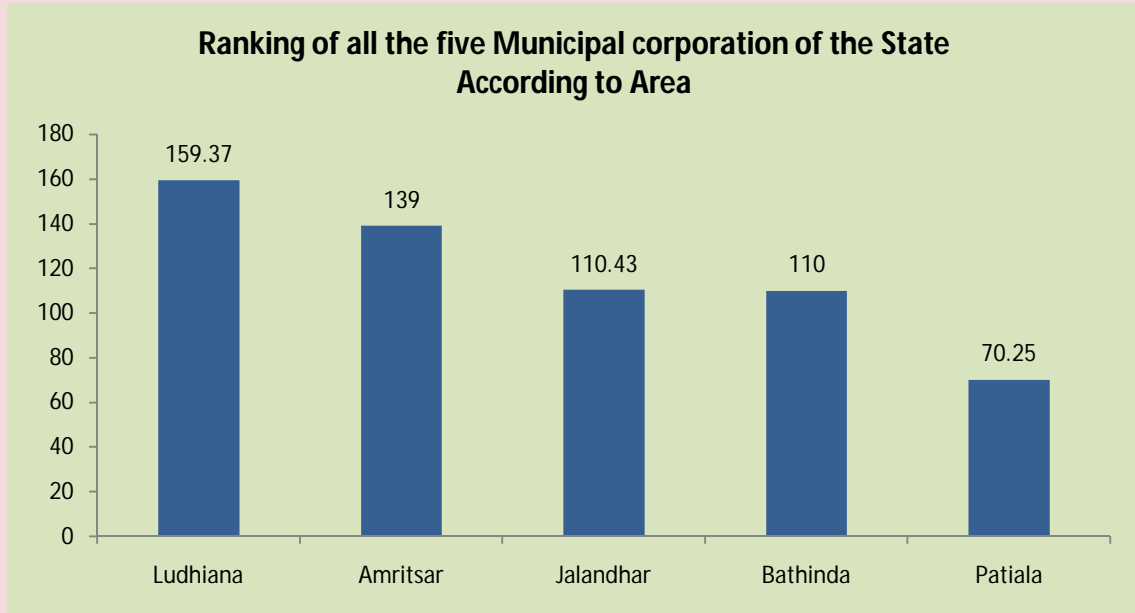
Table 10.1 Other Facilities in Municipal Urban Area

SN	Item	No.
1	2	3
i	Rest Houses/Dak Bungalows Run by	
	a. PWD	68
	b. Zila Parishads	22
	c. Market Committees	78
	d. Sainik Rest Houses and Others	89
ii	Govt. Dharamshalas	125
iii	Private Dharamshalas	484
iv	Petrol Filling Stations	799
v	Diesel Filling Stations	764
vi	Gas Agencies	396
vii	Gas Connections	3735251
viii	Banks	2362

Box:1 – Ranking of Municipalities/ Corporations according to Population



Box:2 - Ranking of Municipalities/ Corporations according to Area.



Geographical Position, Area and Population
Table No. 1 Geographical Position, Area and Population 2012-13

SN/ Name of the District	Name of the Municipality/ Municipal Corpn.	Latitude	Longitude	Elevation above Sea Level (Metre)	Area (sq km)	Population (2011 Census)
1/2	3	4	5	6	7	8
1. Kapurthala						
	Kapurthala	31°-25'	75°-23'	228.00	21.65	98916
	Phagwara	31°-14'	75°-46'	235.00	16.00	122273
	Sultanpur Lodhi	31°-13'	75°-12'	214.00	10.52	16877
	Dhilwan	31°-30'	75°-20'	232.00	9.80	8157
	Begowal	31°-36'	75°-31'	231.00	15.90	10166
	Bhulath	31°-32'	75°-30'	233.00	6.00	10548
	Sub-Total				79.87	266937
2. Fatehgarh Sahib						
	Amloh	30°-37'	76°-14'	260.00	9.00	12816
	Sirhind	30°-39'	76°-23'	271.00	28.40	57600
	Gobindgarh	30°-40'	76°-18'	266.00	32.00	55398
	Bassi Pathana	30°-35'	76°-51'	305.00	10.00	18024
	Khamano	30°-33'	76°-63'	312.00	7.27	10128
	Sub-Total				86.67	153966
3. Mansa						
	Mansa	29°-59'	75°-24'	215.00	30.00	82956
	Budhlada	29°-55'	75°-34'	219.00	10.00	26172
	Bareta	29°-51'	75°-41'	227.00	6.40	17432
	Bhikhi	29°-56'	75°-22'	213.00	4.50	17825
	Sardulgarh	29°-54'	75°-27'	218.00	8.00	19219
	Sub-Total				58.90	163604
4. Firozpur						
	Firozpur	30°-58'	70°-37'	198.25	14.50	95475
	Talwandi Bhai	30°-52'	74°-56'	210.00	7.80	14573
	Zira	38°-58'	74°-59'	208.00	4.05	31783
	Guru Har Sahai	30°-42'	74°-24'	188.00	1.50	14351
	Makhu	30°-56'	74°-56'	210.80	7.56	12175
	Mudakki	30°-32'	74°-54'	210.00	4.00	10235
	Malanwali khas	30°-56'	74°-56'	210.71	7.56	32964
	Sub-Total				46.97	211556
5. Ludhiana						
	Ludhiana	30°-33'	75°-27'	248.00	159.37	1618879
	Samrala	30°-50'	76°-11'	268.00	6.68	19678
	Khanna	30°-43'	76°-14'	264.00	26.75	128137
	Doraha	30°-46'	76°-20'	260.00	6.00	25424
	Jagraon	30°-47'	76°-28'	235.00	14.00	65240
	Raikot	30°-38'	76°-28'	235.00	10.61	28734
	Mullanpur Dakha	30°-51'	76°-41'	240.00	2.50	16356
	Payal	30°-43'	-	-	4.75	7923
	Machhiwara	30°-55'	76°-12'	266.00	3.50	24916
	Malout	-	-	-	4.00	7567
	Sahnewal	-	-	-	5.00	22484
	Sub-Total				243.16	1965338
6. Patiala						
	Ghagga	-	-	-	3.00	10162
	Bhadson	-	-	-	3.00	7260
	Ghanaur	-	-	-	5.50	6985
	Nabha	30°-23'	76°-09'	2.48	8.64	67972
	Patiala	30°-25'	76°-24'	2.50	70.25	446530
	Patran	30°-12'	76°-02'	2.17	6.50	27963
	Rajpura	30°-29'	76°-36'	2.19	12.70	92301
	Samana	30°-09'	76°-12'	2.39	7.51	54463
	Sanaur	30°-18'	76°-28'	2.52	5.50	23995
	Sub-Total				122.60	737631

7. Amritsar						
	Amritsar	30°-38'	74°-53'	230.40	139.00	1155664
	Jandiala	-	-	-	14.59	29232
	Ramdas	-	-	-	1.50	6398
	Majitha	-	-	-	6.27	14503
	Rayya	-	-	-	4.50	25485
	Raja Sansi	-	-	-	3.50	14298
	Ajnala	-	-	-	7.50	21107
	Sub-Total				176.86	1266687
8. Tarn Taran						
	Tarn Taran	31°-24'	74°-94'	227.23	20.00	66847
	Patti	31°-24'	74°-94'	227.23	9.33	40976
	Khemkaran	31°-24'	74°-94'	227.23	4.50	13446
	Sub-Total				33.83	121269
9. Hoshiarpur						
	Sham Churasi	30°-31'	75°-45'	254.00	5.00	4446
	Hoshiarpur	31°-32'	75°-55'	205.00	36.00	165510
	Hariana	31°-38'	75°-51'	305.00	2.50	8559
	Gardhiwal	31°-44'	75°-45'	281.00	2.80	7595
	Garh Shankar	31°-13'	76°-09'	257.00	8.00	16240
	Tanda	31°-40'	75°-38'	242.00	16.00	23413
	Dasuya	31°-49'	75°-39'	247.00	17.00	20714
	Mukerian	31°-57'	75°-37'	257.00	6.19	29910
	Mahilpur	31°-25'	76°-03'	290.00	6.56	11354
	Sub-Total				100.05	287741
10. Shaheed Bhagat Singh Nagar						
	Nawanshehar	-	-	-	14.18	46024
	Banga	-	-	-	16.00	20906
	Balachaur	-	-	-	6.00	21631
	Rahon	-	-	-	9.41	15676
	Sub-Total				45.59	104237
11. Gurdaspur						
	Qadian	31°-49'	75°-23'	252.00	5.50	22001
	Shri Hargobindpur	31°-52'	75°-62'	240.00	7.00	5450
	Dina Nagar	32°-08'	75°-28'	272.00	14.36	21502
	Batala	32°-19'	75°-17'	243.00	37.06	147872
	Dhariwal	31°-58'	75°-19'	2558.00	2.50	18710
	Dera Baba Nanak	32°-02'	75°-62'	240.00	1.50	7494
	Gurdaspur	32°-02'	75°-26'	266.01	10.85	68441
	Fatehgarh Churian	31°-41'	75°-29'	2448.00	3.05	15915
	Sub-Total				81.82	307385
12. Faridkot						
	Faridkot	30°-30'	75°-30'	204.33	15.00	87695
	Kotkapura	30°-30'	74°-30'	208.40	17.05	91979
	Jaitu	30°-00'	74°-20'	205.00	9.00	37377
	Sub-Total				41.05	217051
13. Shri Muktsar Sahib						
	Shri Muktsar Sahib	30°-35'	74°-40'	202.00	36.80	117085
	Bari Wala	30°-69'	74°-86'	193.94	25.00	80860
	Malout	30°-39'	74°-40'	187.96	11.92	45317
	Gidderbaha	30°-12'	74°-29'	202.50	5.00	8545
	Sub-Total				78.72	251807
14. Moga						
	Dharamkot	-	-	-	4.00	19131
	Badhni Kalan	-	-	-	4.50	6777
	Bagha Purana	-	-	-	11.38	25266
	Moga	-	-	226.64	18.50	148420
	Sub-Total				38.38	199594
15. Rupnagar						
	Rupnagar	30°-58'	76°-31'	279.00	25.00	49159
	Morinda	30°-47'	76°-30'	282.00	8.00	24013
	Anandpur Sahib	30°-14'	76°-31'	295.00	3.00	16254
	Nangal	31°-23'	76°-23'	354.00	18.58	41167
	Chamkaur Sahib	30°-37'	76°-30'	281.00	13.98	13924
	Sub-Total				68.56	144517

16. Sahibzada Ajit Singh Nagar						
	S.A.S. Nagar	30°-44'	76°-43'	320.00	23.86	123484
	Kurali	30°-51'	76°-35'	298.00	9.52	23047
	Kharar	30°-45'	76°-39'	291.00	29.00	44369
	Dera Bassi	30°-41'	76°-24'	246.00	24.00	15822
	Zirakpur	-	-	-	14.50	25022
	Naya-Gaon	-	-	-	9.00	28021
	Banur	30°-33'	76°-43'	281.00	8.50	15013
	Lalru	-	-	-	26.40	37947
	Sub-Total				144.78	312725
17. Bathinda						
	Bathinda	30°-12'	74°-55'	204.00	110.00	285485
	Bhucho	30°-12'	74°-55'	212.00	4.16	14904
	Goniana	30°-20'	75°-57'	208.00	4.00	15205
	Kot Fattah	30°-06'	75°-05'	221.71	7.00	7415
	Maur	30°-04'	75°-14'	212.00	14.20	31841
	Rama	30°-57'	74°-55'	204.00	9.90	22549
	Rampura Phool	30°-15'	75°-13'	216.00	21.00	51360
	Sangat	30°-05'	74°-50'	202.00	2.00	2809
	Talwandi Sabo	29°-59'	74°-50'	206.00	17.00	21310
	Bhgta	30°-48'	75°-09'	210.00	4.00	14446
	Sub-Total				193.26	467324
18. Jalandhar						
	Adampur	31°-26'	75°-43'	245.00	2.72	16707
	Alawalpur	31°-26'	75°-43'	240.00	1.00	7172
	Jalandhar	31°-10'	75°-38'	237.00	110.43	714077
	Kartarpur	31°-26'	75°-30'	234.00	5.95	25157
	Nakodar	31°-08'	75°-29'	230.00	3.60	31408
	Noor Mahal	31°-03'	75°-39'	236.00	5.75	12632
	Philaur	31°-01'	75°-48'	245.00	0.75	22302
	Shahkot	31°-05'	75°-20'	230.00	1.50	12607
	Goraya	31°-07'	75°-46'	240.00	3.91	15158
	Bhogpur	31°-55'	75°-63'	4.65	4.11	13919
	Lohian Khas	-	-	-	4.00	8546
	Sub-Total				143.72	879685
19. Sangrur						
	Malerkotla	30°-31'	75°-73'	247.00	36.63	135424
	Sangrur	30°-15'	75°-51'	235.00	43.00	88043
	Sunam	30°-07'	75°-48'	323.00	13.00	69069
	Dhuri	30°-22'	75°-52'	240.00	13.00	55225
	Longowal	30°-12'	75°-41'	230.00	3.25	23851
	Ahmedgarh	30°-41'	75°-45'	247.00	8.00	31302
	Lehragaga	29°-56'	75°-49'	227.00	8.50	22588
	Bhiwanigarh	30°-16'	75°-02'	239.00	6.00	22320
	Khanauri	-	-	-	5.00	14096
	Cheema	-	-	-	2.50	11615
	Dirba	-	-	-	2.70	16952
	Moonak	-	-	-	5.50	18141
	Sub-Total				147.08	508626
20. Barnala						
	Barnala	30°-20'	75°-31'	230.00	26.00	116449
	Tapa	30°-48'	75°-22'	220.00	5.82	23248
	Bhadaur	30°-29'	75°-20'	225.00	8.00	18561
	Dhanoula	30°-17'	75°-39'	227.00	5.50	19920
	Handiaya	-	-	-	3.50	12507
	Sub-Total				48.82	190685
21. Fazilka						
	Abohar	30°-09'	70°-10'	185.08	23.49	145338
	Jalalabad	30°-62'	76°-40'	183.15	7.56	39270
	Fazilka	30°-24'	74°-52'	177.18	10.11	76017
	Sub-Total				41.16	260625
22. Pathankot						
	Pathankot	32°-15'	75°-37'	312.00	22.10	156416
	sujanpur	32°-19'	75°-37'	334.00	11.05	28354
	Sub-Total				33.15	184770
	Grand Total				2055.00	9203760

Vital and Health Statistics
Table No. 2 Live Births, Deaths and Infant Deaths 2012-13

SN/ Name of the District	Name of the Municipality/ Municipal Corpn.	No. of Live Births registered	No. of Deaths registered	No. of Infant Deaths registered
1/2	3	4	5	6
1. Kapurthala				
	Kapurthala	4242	783	0
	Phagwara	4075	924	2
	Sultanpur Lodhi	326	96	0
	Dhilwan	324	70	1
	Begowal	413	64	0
	Bhulath	368	68	0
	Sub-Total	9748	2005	3
2. Fatehgarh Sahib				
	Amloh	712	0	108
	Sirhind	1492	313	330
	Gobindgarh	2045	122	315
	Bassi Pathana	602	0	178
	Khamano	615	71	71
	Sub-Total	5466	506	1002
3. Mansa				
	Mansa	5520	706	0
	Budhlada	1885	161	2
	Bareta	353	94	0
	Bhikhi	83	85	0
	Sardulgarh	1074	115	1
	Sub-Total	8915	1161	3
4. Firozpur				
	Firozpur	2000	490	490
	Talwandi Bhai	522	68	97
	Zira	691	225	225
	Guru Har Sahai	698	13	78
	Makhu	659	112	112
	Mudakki	323	12	49
	Malanwali khas	475	0	96
	Sub-Total	5368	920	1147
5. Ludhiana				
	Ludhiana	42413	12416	232
	Samrala	607	162	0
	Khanna	4123	985	5
	Doraha	610	334	0
	Jagraon	3524	882	3
	Raikot	904	235	1
	Mullanpur Dakha	1627	113	1
	Payal	437	46	0
	Machhiwara	1762	117	0
	Malout	607	82	0
	Sahnewal	204	114	0
	Sub-Total	56818	15486	242
6. Patiala				
	Ghagga	95	33	40
	Bhadson	123	30	26
	Ghanaur	71	41	33
	Nabha	2516	510	545
	Patiala	14103	4815	3992
	Patran	1101	142	142
	Rajpura	3795	341	341
	Samana	1621	487	245
	Sanaur	73	151	143
	Sub-Total	23498	6550	5507
7. Amritsar				
	Amritsar	22767	13260	22
	Jandiala	875	179	0
	Ramdas	149	39	0
	Majitha	518	103	1
	Rayya	513	81	2
	Raja Sansi	364	48	0
	Ajnala	15	111	47
	Sub-Total	25201	13821	72

8. Tarn Taran				
	Tarn Taran	3983	715	715
	Patti	1632	316	316
	Khemkaran	623	79	79
	Sub-Total	6238	1110	1110
9. Hoshiarpur				
	Sham Churasi	183	53	0
	Hoshiarpur	7706	2098	102
	Haryana	182	101	20
	Gardhiwal	182	57	20
	Garh Shankar	334	78	0
	Tanda	1349	213	2
	Dasuya	1321	146	1
	Mukerian	1871	266	0
	Mahilpur	1140	96	0
	Sub-Total	14268	3108	145
10. Shaheed Bhagat Singh Nagar				
	S.B.S. Nagar	3023	678	15
	Banga	1536	235	2
	Balachaur	1741	138	0
	Rahon	157	91	0
	Sub-Total	6457	1142	17
11. Gurdaspur				
	Qadian	936	154	154
	Shri Hargobindpur	134	55	55
	Dina Nagar	1654	181	181
	Batala	4293	1437	1437
	Dhariwal	156	156	504
	Dera Baba Nanak	125	37	29
	Gurdaspur	3820	701	720
	Fatehgarh Churian	819	71	74
	Sub-Total	11937	2792	3154
12. Faridkot				
	Faridkot	2807	621	513
	Kotkapura	3617	615	623
	Jaitu	749	253	173
	Sub-Total	7173	1489	1309
13. Muktsar				
	Gidderbaha	1292	291	0
	Bari Wala	207	56	0
	Malout	2712	689	0
	Muktsar	6179	876	0
	Sub-Total	10390	1912	0
14. Moga				
	Dharamkot	268	118	1
	Badhni Kalan	405	83	0
	Bagha Purana	279	167	171
	Moga	7937	1301	1
	Sub-Total	8889	1669	173
15. Rupnagar				
	Rupnagar	3011	291	291
	Morinda	545	158	158
	Anadpur Sahib	1550	140	140
	Nangal	2008	363	349
	Chamkaur Sahib	698	15	58
	Sub-Total	7812	967	996
16. Sahibzada Ajit Singh Nagar				
	S.A.S. Nagar	2022	2085	6
	Kurali	936	201	8
	Kharar	1702	523	3
	Dera Bassi	1669	184	0
	Zirakpur	750	513	2
	Naya-Gaon	43	122	0
	Banur	429	105	1
	Lalru	32	265	0
	Sub-Total	7583	3998	20

17. Bathinda				
	Bathinda	11123	1472	2555
	Bhucho	462	88	83
	Goniana	0	56	0
	Kot Fattah	42	49	38
	Maur	1050	195	205
	Rama	341	135	138
	Rampura Phool	0	282	0
	Sangat	472	22	22
	Talwandi Sabo	570	137	112
	Bhgta	0	0	0
	Sub-Total	14060	2436	3153
18. Jalandhar				
	Adampur	1442	192	0
	Alawalpur	145	88	0
	Jalandhar	22989	9458	346
	Kartarpur	484	183	0
	Nakodar	2496	321	0
	Noor Mahal	133	104	0
	Philaur	995	215	4
	Shahkot	569	139	3
	Goraya	201	148	0
	Bhogpur	474	113	2
	Lohian Khas	464	91	0
	Sub-Total	30392	11052	355
19. Sangrur				
	Malerkotla	3357	841	841
	Sangrur	5567	907	907
	Sunam	2612	375	375
	Dhuri	867	293	293
	Longowal	145	94	94
	Ahmedgarh	1452	305	305
	Lehragaga	414	138	138
	Bhiwanigarh	1219	106	106
	Khanauri	607	74	74
	Cheema	162	76	76
	Dirba	462	81	81
	Moonak	550	66	66
	Sub-Total	17414	3356	3356
20. Barnala				
	Barnala	5766	812	27
	Tapa	166	165	0
	Bhadaur	185	128	128
	Dhanoula	317	154	154
	Handiaya	83	65	65
	Sub-Total	6517	1324	374
21. Fazilka				
	Abohar	4415	1050	0
	Jalalabad	1563	207	0
	Fazilka	3510	488	2
	Sub-Total	9488	1745	2
22. Pathankot				
	Pathankot	9337	1663	36
	sujanpur	560	190	0
	Sub-Total	9897	1853	36
	Grand Total	297012	79078	21802

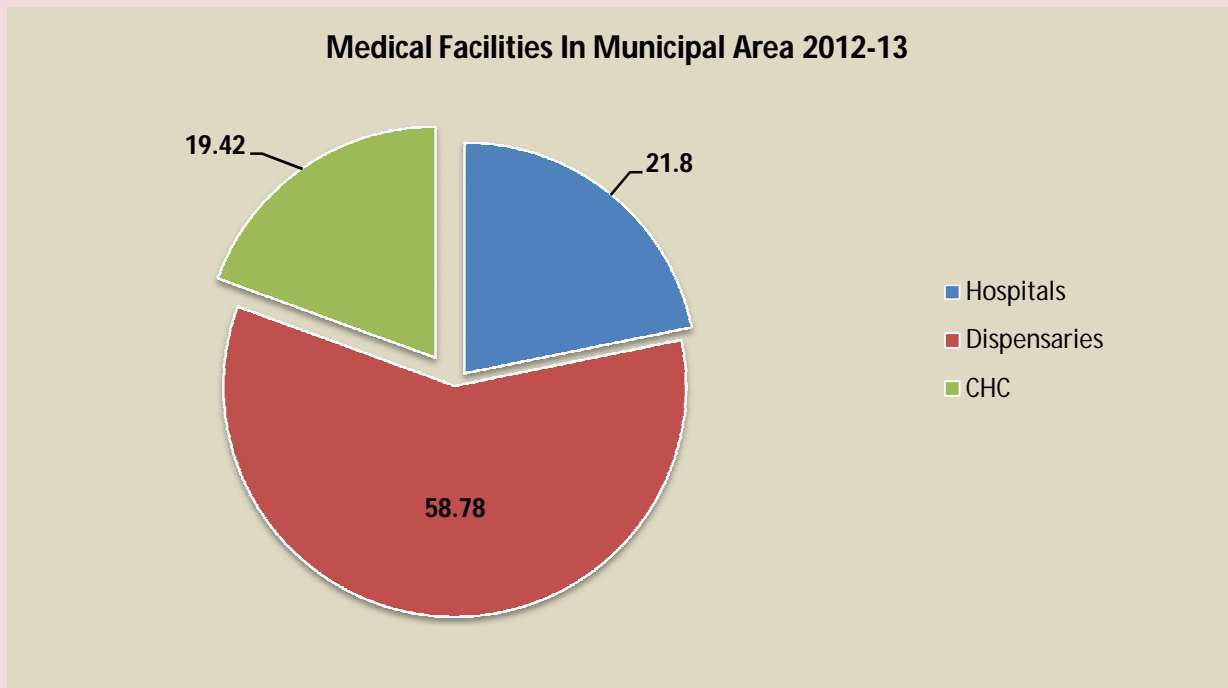
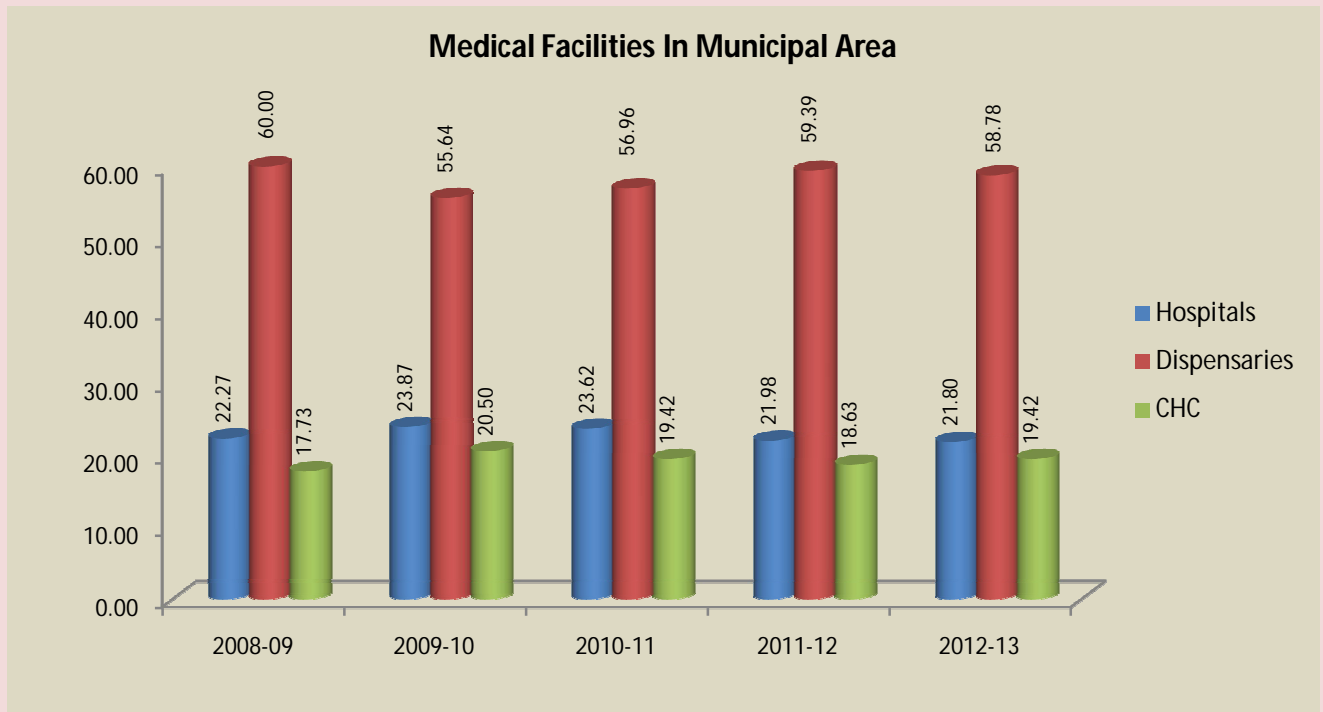
Vital and Health Statistics
Table No. 3 Number of Deaths by Causes 2012-13

SN/ Name of the District	Name of the Municipality/ Municipal Corp'n.	Number of Deaths due to								
		Cholera	Fever	Dysentery & Diarrhoea	Tuber- culosis	Heart Diseases	Can- cer	Acci- dents	Other Causes	Total
1/2	3	4	5	6	7	8	9	10	11	12
1. Kapurthala										
	Kapurthala	4	73	58	19	103	5	37	484	783
	Phagwara	0	0	0	5	109	9	15	786	924
	Sultanpur Lodhi	0	4	0	0	10	0	8	74	96
	Dhilwan	0	4	1	0	18	2	1	44	70
	Begowal	0	0	0	0	0	0	0	64	64
	Bhulath	0	0	0	0	0	0	0	68	68
	Sub-Total	4	81	59	24	240	16	61	1520	2005
2. Fatehgarh Sahib										
	Amloh	0	0	0	0	0	0	0	0	0
	Sirhind	15	7	21	3	65	3	34	165	313
	Gobindgarh	0	37	0	3	68	3	11	0	122
	Bassi Pathana	0	0	0	0	0	0	0	0	0
	Khamano	0	6	0	0	18	2	5	40	71
	Sub-Total	15	50	21	6	151	8	50	205	506
3. Mansa										
	Mansa	0	0	0	9	51	11	14	621	706
	Budhlada	0	0	0	0	155	0	4	2	161
	Bareta	0	6	0	0	20	8	4	56	94
	Bhikhi	0	3	4	0	39	0	3	36	85
	Sardulgarh	0	1	0	6	2	8	4	94	115
	Sub-Total	0	10	4	15	267	27	29	809	1161
4. Firozpur										
	Firozpur	0	40	0	0	70	2	30	348	490
	Talwandi Bhai	1	4	0	1	14	4	12	32	68
	Zira	0	0	0	0	30	0	5	190	225
	Guru Har Sahai	0	0	2	0	9	0	2	0	13
	Makhu	0	7	2	4	53	5	14	27	112
	Mudakki	0	0	2	0	10	0	0	0	12
	Malanwali khas	0	0	0	0	0	0	0	0	0
	Sub-Total	1	51	6	5	186	11	63	597	920
5. Ludhiana										
	Ludhiana	19	26	4	19	8326	117	132	5332	13975
	Samrala	2	5	4	2	59	5	42	43	162
	Khanna	32	150	10	12	134	21	31	595	985
	Doraha	0	5	0	1	306	7	15	0	334
	Jagraon	0	0	1	1	73	0	12	395	482
	Raikot	0	3	2	0	26	7	14	196	248
	Mullanpur	1	13	2	0	28	21	18	51	134
	Payal	0	2	0	0	19	5	11	42	79
	Machhiwara	0	20	0	0	35	5	10	68	138
	Malout	0	3	0	0	12	5	12	62	94
	Sahnewal	0	9	0	1	27	2	7	68	114
	Sub-Total	54	236	23	36	9045	195	304	6852	16745
6. Patiala										
	Ghagga	0	0	0	0	0	0	0	33	33
	Bhadson	0	1	0	0	3	0	6	20	30
	Ghanaur	0	0	0	0	6	0	0	35	41
	Nabha	1	14	8	9	108	15	13	342	510
	Patiala	5	32	0	58	1325	28	525	2842	4815
	Patran	2	2	0	0	11	5	7	115	142
	Rajpura	0	35	0	0	65	35	42	164	341
	Samana	4	8	0	3	51	38	71	312	487
	Sanaur	0	5	0	0	35	8	2	101	151
	Sub-Total	12	97	8	70	1604	129	666	3964	6550
7. Amritsar										
	Amritsar	0	21	30	42	3560	112	265	9230	13260
	Jandiala	0	1	0	0	144	1	4	29	179
	Ramdas	0	1	1	0	12	1	2	22	39
	Majitha	0	10	5	0	72	3	2	11	103
	Rayya	0	1	0	0	28	4	8	40	81
	Raja Sansi	0	0	0	0	4	0	0	44	48
	Ajnala	10	18	8	4	61	1	7	2	111
	Sub-Total	10	52	44	46	3881	122	288	9378	13821

8. Tarn Taran										
	Tarn Taran	0	235	0	0	60	20	300	100	715
	Patti	0	1	2	0	140	4	2	167	316
	Khemkaran	0	2	0	0	45	2	0	30	79
	Sub-Total	0	238	2	0	245	26	302	297	1110
9. Hoshiarpur										
	Sham Churasi	0	6	0	0	16	0	0	31	53
	Hoshiarpur	10	15	5	8	150	2	250	1658	2098
	Hariana	0	4	0	0	42	0	45	10	101
	Gardhiwal	0	0	0	0	5	0	34	18	57
	Garh Shankar	0	0	0	0	30	34	4	10	78
	Tanda	0	6	0	3	33	6	6	159	213
	Dasuya	2	26	10	6	48	7	8	39	146
	Mukerian	8	21	7	11	23	8	10	178	266
	Mahilpur	4	20	7	8	18	2	20	17	96
	Sub-Total	24	98	29	36	365	59	377	2120	3108
10. Shaheed Bhagat Singh Nagar										
	S.B.S. Nagar	0	9	17	4	114	15	7	512	678
	Banga	0	0	0	0	68	0	38	129	235
	Balachaur	0	5	0	7	20	14	5	87	138
	Rahon	0	0	0	0	59	6	2	24	91
	Sub-Total	0	14	17	11	261	35	52	752	1142
11. Gurdaspur										
	Qadian	0	8	0	0	90	15	4	37	154
	Shri Hargobindpur	0	3	0	0	27	3	0	22	55
	Dina Nagar	0	12	9	7	42	5	3	103	181
	Batala	7	12	18	1	58	5	19	1317	1437
	Dhariwal	0	0	0	0	62	12	12	70	156
	Dera Baba Nanak	3	5	2	0	16	1	2	8	37
	Gurdaspur	21	155	100	78	175	8	92	72	701
	Fatehgarh Churian	0	0	0	0	24	2	0	45	71
	Sub-Total	31	195	129	86	494	51	132	1674	2792
12. Faridkot										
	Faridkot	0	4	5	0	17	45	47	503	621
	Kotkapura	0	3	7	0	43	38	37	487	615
	Jaitu	0	2	2	9	27	17	13	183	253
	Sub-Total	0	9	14	9	87	100	97	1173	1489
13. Muktsar										
	Gidderbaha	0	10	3	10	52	13	18	121	227
	Bari Wala	0	12	6	8	23	2	2	3	56
	Malout	0	6	0	34	126	29	21	267	483
	Muktsar	0	0	0	8	74	29	25	675	811
	Sub-Total	0	28	9	60	275	73	66	1066	1577
14. Moga										
	Dharamkot	0	15	0	10	44	3	9	37	118
	Badhni Kalan	0	4	0	1	41	4	1	32	83
	Bagha Purana	1	2	1	1	102	9	11	40	167
	Moga	0	1	0	10	310	45	25	910	1301
	Sub-Total	1	22	1	22	497	61	46	1019	1669
15. Rupnagar										
	Rupnagar	1	3	3	2	25	2	35	220	291
	Morinda	0	0	0	0	76	1	15	66	158
	Anadpur Sahib	0	1	2	1	45	5	13	73	140
	Nangal	4	10	5	4	170	7	9	154	363
	Chamkaur Sahib	0	3	0	0	3	0	6	3	15
	Sub-Total	5	17	10	7	319	15	78	516	967
16. Sahibzada Ajit Singh Nagar										
	S.A.S. Nagar	5	27	8	23	506	201	613	702	2085
	Kurali	0	9	0	0	62	3	15	112	201
	Kharar	6	18	12	12	44	9	22	400	523
	Dera Bassi	4	16	4	0	9	4	13	134	184
	Zirakpur	0	5	0	0	8	90	62	348	513
	Naya-Gaon	0	0	0	0	13	5	14	90	122
	Banur	0	0	0	0	21	7	9	68	105
	Lalru	0	3	0	0	30	20	30	182	265
	Sub-Total	15	78	24	35	693	339	778	2036	3998

17. Bathinda										
	Bathinda	0	0	0	11	0	0	46	1415	1472
	Bhucho	0	0	0	2	29	1	5	51	88
	Goniana	0	0	0	0	0	0	0	56	56
	Kot Fattah	2	1	1	1	9	4	1	30	49
	Maur	0	0	0	2	80	5	5	103	195
	Rama	0	0	0	0	27	8	12	88	135
	Rampura Phool	0	0	0	5	0	0	18	259	282
	Sangat	0	1	0	1	3	3	0	14	22
	Talwandi Sabo	0	0	0	3	33	8	12	81	137
	Bhgta	0	0	0	0	0	0	0	0	0
	Sub-Total	2	2	1	25	181	29	99	2097	2436
18. Jalandhar										
	Adampur	0	0	0	0	53	16	25	98	192
	Alawalpur	0	0	0	0	24	9	11	44	88
	Jalandhar	0	38	0	42	2139	125	218	6896	9458
	Kartarpur	0	1	0	0	14	2	6	160	183
	Nakodar	0	0	0	13	127	0	9	172	321
	Noor Mahal	0	8	0	0	30	1	1	64	104
	Philaur	0	9	1	3	80	7	18	97	215
	Shahkot	0	1	0	0	84	2	7	45	139
	Goraya	0	4	0	2	57	7	15	63	148
	Bhogpur	4	6	2	20	16	8	12	45	113
	Lohian Khas	0	0	1	0	36	6	4	44	91
	Sub-Total	4	67	4	80	2660	183	326	7728	11052
19. Sangrur										
	Malerkotla	0	4	12	19	152	73	36	545	841
	Sangrur	0	8	26	9	213	19	26	606	907
	Sunam	0	6	12	5	3	16	22	311	375
	Dhuri	0	4	5	0	25	16	15	228	293
	Longowal	0	4	0	3	45	2	27	13	94
	Ahmedgarh	0	5	3	0	45	10	25	217	305
	Lehragaga	0	1	0	3	76	6	1	51	138
	Bhiwanigarh	0	0	0	0	6	12	18	70	106
	Khanauri	0	4	0	6	9	3	15	37	74
	Cheema	0	1	0	0	18	4	0	53	76
	Dirba	0	0	0	0	23	9	7	42	81
	Moonak	0	0	0	0	0	3	1	62	66
	Sub-Total	0	37	58	45	615	173	193	2235	3356
20. Barnala										
	Barnala	14	371	45	13	206	56	42	65	812
	Tapa	0	6	0	0	5	1	2	151	165
	Bhadaur	0	17	0	0	78	10	3	20	128
	Dhanoula	1	3	0	2	36	6	1	105	154
	Handiaya	0	0	0	0	10	4	6	45	65
	Sub-Total	15	397	45	15	335	77	54	386	1324
21. Fazilka										
	Abohar	0	0	0	75	549	35	102	289	1050
	Jalalabad	0	0	0	1	104	5	5	92	207
	Fazilka	0	0	0	2	155	10	125	196	488
	Sub-Total	0	0	0	78	808	50	232	577	1745
22. Pathankot										
	Pathankot	5	134	9	0	517	0	22	976	1663
	sujanpur	2	14	2	2	100	5	5	60	190
	Sub-Total	7	148	11	2	617	5	27	1036	1853
	Grand Total	200	1899	510	653	23551	1711	4254	46971	79749

Box:3- Medical facilities in Municipal Areas



Vital and Health Statistics

Table No. 4 No. of Allopathic Hospitals, Dispensaries and Other Clinics 2012-13

SN/ Name of the District	Name of the Municipality/ Municipal Corpn.	Govt. Institutions									Total
		General Hospitals	Dispen- saries	Maternity & Child Health Centres	Family Planning Centres	X-ray Clinics	Patho- logical Labo- ratories etc.	Dental Clinics	T.B. Clinics	Others	
1/2	3	4	5	6	7	8	9	10	11	12	13
1. Kapurthala											
	Kapurthala	1	5	1	1	1	1	1	1	1	13
	Phagwara	2	4	1	1	1	1	1	0	0	11
	Sultanpur Lodhi	1	0	1	1	1	1	1	0	0	6
	Dhilwan	1	1	1	0	1	1	1	0	0	6
	Begowal	1	0	1	0	1	1	1	1	0	6
	Bhulath	1	0	1	1	0	1	1	0	0	5
	Sub-Total	7	10	6	4	5	6	6	2	1	47
2. Fatehgarh Sahib											
	Amloh	1	0	0	1	1	1	1	0	0	5
	Sirhind	1	4	1	1	1	1	1	1	0	11
	Gobindgarh	2	2	0	1	1	1	1	0	0	8
	Bassi Pathana	1	0	0	1	0	0	0	0	0	2
	Khamano	0	1	0	1	0	0	0	0	0	2
	Sub-Total	5	7	1	5	3	3	3	1	0	28
3. Mansa											
	Mansa	1	3	2	1	2	1	1	0	0	11
	Budhlada	1	0	1	1	1	1	1	0	0	6
	Bareta	1	0	1	1	1	1	1	0	0	6
	Bhikhi	1	0	1	1	1	1	1	0	0	6
	Sardulgarh	1	0	1	1	1	1	1	0	0	6
	Sub-Total	5	3	6	5	6	5	5	0	0	35
4. Firozpur											
	Firozpur	1	1	2	2	1	3	1	1	0	12
	Talwandi Bhai	1	1	0	0	0	0	0	0	0	2
	Zira	1	1	0	1	1	1	1	1	0	7
	Guru Har Sahai	1	1	0	0	1	0	1	1	0	5
	Makhu	1	1	0	0	0	0	0	1	0	3
	Mudakki	1	0	0	0	0	0	0	0	0	1
	Malanwali khas	0	0	0	0	0	0	0	0	0	0
	Sub-Total	6	5	2	3	3	4	3	4	0	30
5. Ludhiana											
	Ludhiana	7	40	1	1	1	1	1	1	0	53
	Samrala	1	0	1	1	1	1	1	1	0	7
	Khanna	1	1	1	1	1	1	1	1	0	8
	Doraha	0	1	1	0	0	0	0	0	0	2
	Jagraon	1	0	1	1	1	1	1	1	0	7
	Raikot	1	0	1	1	1	1	1	1	0	7
	Mulanpur	0	1	1	1	0	0	0	0	0	3
	Payal	0	1	1	1	1	1	1	1	0	7
	Machhiwara	0	1	1	1	1	1	1	1	0	7
	Maloud	0	1	1	1	1	1	1	1	0	7
	Sahnewal	0	1	1	1	1	1	1	1	0	7
	Sub-Total	11	47	11	10	9	9	9	9	0	115
6. Patiala											
	Ghagga	0	1	0	0	0	0	0	0	0	1
	Bhadson	1	0	0	0	0	0	0	0	0	1
	Ghanaur	1	0	0	0	1	1	1	0	0	4
	Nabha	2	2	1	1	1	1	1	1	0	10
	Patiala	2	15	1	3	2	4	5	1	0	33
	Patran	0	1	0	0	0	0	0	0	0	1
	Rajpura	3	4	1	1	1	2	2	0	0	14
	Samana	1	0	1	1	1	1	1	0	0	6
	Sanaur	0	1	0	0	0	0	0	0	0	1
	Sub-Total	10	24	4	6	6	9	10	2	0	71

7. Amritsar											
	Amritsar	11	7	6	2	3	3	2	0	0	34
	Jandiala	1	1	0	0	0	0	0	0	0	2
	Ramdas	1	0	1	1	1	1	0	0	0	5
	Majitha	1	1	1	1	1	1	1	1	0	8
	Rayya	0	0	0	0	0	0	0	0	0	0
	Raja Sansi	0	0	1	1	0	0	1	0	0	3
	Ajnala	1	1	2	2	2	5	4	0	0	17
	Sub-Total	15	10	11	7	7	10	8	1	0	69
8. Tarn Taran											
	Tarn Taran	1	0	1	1	1	1	1	1	0	7
	Patti	1	0	1	1	1	1	1	1	0	7
	Khemkaran	1	0	1	1	0	1	1	1	0	6
	Sub-Total	3	0	3	3	2	3	3	3	0	20
9. Hoshiarpur											
	Sham Churasi	1	0	1	1	1	1	1	1	0	7
	Hoshiarpur	2	5	2	2	2	2	2	1	0	18
	Hariana	1	0	1	1	0	1	0	1	1	6
	Gardhiwal	0	0	0	0	0	0	0	0	0	0
	Garh Shankar	1	0	1	1	1	1	1	1	0	7
	Tanda	1	0	1	1	1	1	1	1	6	13
	Dasuya	1	0	1	1	1	1	1	1	0	7
	Mukerian	1	0	1	1	1	1	1	1	0	7
	Mahilpur	1	0	1	1	1	1	1	1	0	7
	Talwara	1	0	1	1	1	1	1	1	0	7
	Sub-Total	10	5	10	10	9	10	9	9	7	79
10. Shaheed Bhagat Singh Nagar											
	S.B.S. Nagar	1	1	1	1	1	1	1	0	0	7
	Banga	1	0	1	1	1	1	1	0	0	6
	Balachaur	1	0	1	1	1	1	1	0	0	6
	Rahon	0	1	0	0	0	0	0	0	0	1
	Sub-Total	3	2	3	3	3	3	3	0	0	20
11. Gurdaspur											
	Qadian	0	0	0	0	0	0	0	0	0	0
	Shri Hargobindpur	1	0	0	0	0	0	0	0	0	1
	Dina Nagar	0	0	0	0	0	0	0	0	0	0
	Batala	1	3	1	1	1	1	1	1	2	12
	Dhariwal	0	2	0	0	0	0	0	0	0	2
	Dera Baba Nanak	1	0	1	1	1	1	1	1	0	7
	Gurdaspur	1	2	1	1	1	1	1	1	1	10
	Fatehgarh Churian	1	0	0	0	0	0	0	0	0	1
	Sub-Total	5	7	3	3	3	3	3	3	3	33
12. Faridkot											
	Faridkot	3	4	2	2	2	2	2	1	0	18
	Kotkapura	1	1	1	1	1	1	1	0	0	7
	Jaitu	1	0	1	0	0	0	0	0	0	2
	Sub-Total	5	5	4	3	3	3	3	1	0	27
13. Muktsar											
	Gidderbaha	1	1	1	1	1	1	1	1	0	8
	Bari Wala	1	0	4	1	3	2	3	1	0	15
	Malout	1	1	1	1	1	1	1	1	0	8
	Muktsar	1	2	1	1	1	1	1	1	0	9
	Sub-Total	4	4	7	4	6	5	6	4	0	40
14. Moga											
	Dharamkot	0	1	3	1	0	0	0	0	0	5
	Badhni Kalan	0	1	0	0	0	0	0	0	0	1
	Bagha Purana	1	0	1	1	1	1	1	1	0	7
	Moga	1	1	1	1	1	1	1	1	1	9
	Nihal Singh Wala	0	0	0	0	0	0	0	0	0	0
	Kot Isse Khan	1	0	1	1	1	0	0	0	0	4
	Sub-Total	3	3	6	4	3	2	2	2	1	26
15. Rupnagar											
	Rupnagar	1	3	1	1	1	1	0	0	0	8
	Morinda	1	0	1	1	1	1	0	0	0	5
	Anadpur Sahib	1	0	1	1	1	1	0	0	0	5
	Nangal	1	1	1	1	1	1	0	0	0	6
	Chamkaur Sahib	1	1	1	1	1	2	1	1	0	9
	Sub-Total	5	5	5	5	5	6	1	1	0	33

16. Sahibzada Ajit Singh Nagar											
	S.A.S. Nagar	2	7	1	1	1	1	1	1	1	16
	Kurali	1	0	1	1	1	1	1	0	0	6
	Kharar	1	1	1	1	1	1	1	1	0	8
	Dera Bassi	1	0	1	1	1	1	1	0	0	6
	Zirakpur	0	1	1	0	0	0	0	0	0	2
	Naya-Gaon	0	1	0	0	2	1	1	0	0	5
	Banur	0	1	0	0	4	4	0	0	0	9
	Lalru	0	1	0	0	0	0	0	0	0	1
	Sub-Total	5	12	5	4	10	9	5	2	1	53
17. Bathinda											
	Bathinda	2	10	1	1	2	2	2	1	0	21
	Bhucho	1	1	1	1	1	1	1	0	0	7
	Goniana	1	0	1	1	1	1	1	0	0	6
	Kot Fattah	0	1	0	0	0	0	0	0	0	1
	Maur	1	1	1	1	1	1	1	0	0	7
	Rama	1	1	1	1	1	1	1	0	0	7
	Rampura Phool	1	2	1	1	1	1	1	0	0	8
	Sangat	1	0	1	1	1	1	1	0	0	6
	Talwandi Sabo	1	0	1	1	1	1	1	0	0	6
	Bhgta	1	1	1	1	1	1	1	0	0	7
	Sub-Total	10	17	9	9	10	10	10	1	0	76
18. Jalandhar											
	Adampur	0	1	0	1	1	1	1	0	0	5
	Alawalpur	0	1	0	1	0	0	0	0	0	2
	Jalandhar	4	20	1	2	3	3	3	1	1	38
	Kartarpur	0	1	1	1	1	0	1	0	0	5
	Nakodar	1	1	0	1	1	1	1	0	1	7
	Noor Mahal	1	1	0	1	0	0	1	0	0	4
	Philaur	2	1	9	1	1	2	3	0	0	19
	Shahkot	1	1	1	1	1	1	1	1	0	8
	Goraya	0	2	0	1	0	0	0	0	0	3
	Bhogpur	0	1	0	1	0	1	0	0	0	3
	Lohian Khas	1	0	1	1	0	0	0	0	0	3
	Sub-Total	10	30	13	12	8	9	11	2	2	97
19. Sangrur											
	Malerkotla	1	2	1	1	1	1	1	1	0	9
	Sangrur	1	3	1	1	2	1	1	1	1	12
	Sunam	1	2	1	1	1	1	1	0	0	8
	Dhuri	1	2	1	1	1	1	1	1	0	9
	Longowal	1	0	1	1	1	1	1	1	1	8
	Ahmedgarh	1	0	1	1	1	1	1	1	1	8
	Lehragaga	1	0	1	1	1	1	1	1	1	8
	Bhiwanigarh	1	0	1	1	1	1	1	1	1	8
	Khanauri	1	0	0	1	0	1	0	0	1	4
	Cheema	1	0	1	1	1	1	0	1	0	6
	Dirba	1	0	0	1	0	0	0	0	0	2
	Moonak	1	0	1	1	1	1	1	1	1	8
	Sub-Total	12	9	10	12	11	11	9	9	7	90
20. Barnala											
	Barnala	1	3	1	1	1	0	1	0	0	8
	Tapa	0	0	1	1	1	0	0	0	1	4
	Bhadaur	0	0	1	1	0	0	0	0	1	3
	Dhanoula	0	0	1	1	1	0	0	0	1	4
	Handaya	0	1	0	1	0	0	0	0	0	2
	Sub-Total	1	4	4	5	3	0	1	0	3	21
21. Fazilka											
	Abohar	1	1	1	2	1	1	1	1	1	10
	Jalalabad	1	1	1	0	1	1	1	1	1	8
	Fazilka	1	1	1	1	1	1	1	1	1	9
	Sub-Total	3	3	3	3	3	3	3	3	3	27
22. Pathankot											
	Pathankot	1	4	1	1	1	1	1	1	2	13
	sujanpur	0	1	0	0	0	0	0	0	0	1
	Sub-Total	1	5	1	1	1	1	1	1	2	14
	Grand Total	139	217	127	121	119	124	114	60	30	1051

16. Sahibzada Ajit Singh Nagar											
	S.A.S. Nagar	0	0	0	0	0	0	0	0	0	0
	Kurali	0	0	0	0	0	0	0	0	0	0
	Kharar	0	0	0	0	0	0	0	0	0	0
	Dera Bassi	0	0	0	0	0	0	0	0	0	0
	Zirakpur	0	0	0	0	0	0	0	0	0	0
	Naya-Gaon	0	0	0	0	0	0	0	0	0	0
	Banur	0	0	0	0	0	0	0	0	0	0
	Lalru	0	0	0	0	0	0	0	0	0	0
	Sub-Total	0	0	0	0	0	0	0	0	0	0
17. Bathinda											
	Bathinda	0	0	0	0	0	0	0	0	0	0
	Bhucho	0	0	0	0	0	0	0	0	0	0
	Goniana	0	0	0	0	0	0	0	0	0	0
	Kot Fattah	0	0	0	0	0	0	0	0	0	0
	Maur	0	0	0	0	0	0	0	0	0	0
	Rama	0	0	0	0	0	0	0	0	0	0
	Rampura Phool	0	0	0	0	0	0	0	0	0	0
	Sangat	0	0	0	0	0	0	0	0	0	0
	Talwandi Sabo	0	0	0	0	0	0	0	0	0	0
	Bhgta	0	0	0	0	0	0	0	0	0	0
	Sub-Total	0	0	0	0	0	0	0	0	0	0
18. Jalandhar											
	Adampur	0	1	0	1	1	1	1	0	0	5
	Alawalpur	0	1	0	1	0	0	0	0	0	2
	Jalandhar	4	20	1	2	3	3	3	1	1	38
	Kartarpur	0	1	1	1	1	0	1	0	0	5
	Nakodar	1	1	0	1	1	1	1	0	1	7
	Noor Mahal	1	1	0	1	0	0	1	0	0	4
	Philaur	2	1	1	1	1	2	3	0	0	11
	Shahkot	1	1	1	1	1	1	1	1	0	8
	Goraya	0	2	0	1	0	0	0	0	0	3
	Bhogpur	0	1	0	1	0	1	0	0	0	3
	Lohian Khas	1	0	1	1	0	0	0	0	0	3
	Sub-Total	10	30	5	12	8	9	11	2	2	89
19. Sangrur											
	Malerkotla	0	0	0	0	0	0	0	0	0	0
	Sangrur	0	0	0	0	0	0	0	0	0	0
	Sunam	0	0	0	0	0	0	0	0	0	0
	Dhuri	0	0	0	0	0	0	0	0	0	0
	Longowal	0	0	0	0	0	0	0	0	0	0
	Ahmedgarh	0	0	0	0	0	0	0	0	0	0
	Lehragaga	0	0	0	0	0	0	0	0	0	0
	Bhiwanigarh	0	0	0	0	0	0	0	0	0	0
	Khanauri	0	0	0	0	0	0	0	0	0	0
	Cheema	0	0	0	0	0	0	0	0	0	0
	Dirba	0	0	0	0	0	0	0	0	0	0
	Moonak	0	0	0	0	0	0	0	0	0	0
	Sub-Total	0	0	0	0	0	0	0	0	0	0
20. Barnala											
	Barnala	0	0	0	0	0	0	0	0	0	0
	Tapa	0	0	0	0	0	0	0	0	0	0
	Bhadaur	0	0	0	0	0	0	0	0	0	0
	Sub-Total	0	0	0	0	0	0	0	0	0	0
21. Fazilka											
	Abohar	0	0	0	0	0	0	0	0	0	0
	Jalalabad	0	0	0	0	0	0	0	0	0	0
	Fazilka	0	0	0	0	0	0	0	0	0	0
	Sub-Total	0	0	0	0	0	0	0	0	0	0
22. Pathankot											
	Pathankot	0	1	0	0	0	0	0	0	0	1
	sujanpur	0	0	0	0	0	0	0	0	0	0
	Sub-Total	0	1	0	0	0	0	0	0	0	1
	Grand Total	10	43	16	17	8	10	11	3	21	139

7. Amritsar											
	Amritsar	0	0	0	0	0	0	0	0	0	0
	Jandiala	0	0	0	0	0	0	0	0	0	0
	Ramdas	0	0	0	0	0	0	0	0	0	0
	Majitha	0	0	0	0	0	0	0	0	0	0
	Rayya	0	0	0	0	0	0	0	0	0	0
	Raja Sansi	0	0	0	0	0	0	0	0	0	0
	Ajnala	0	0	0	0	0	0	0	0	0	0
	Sub-Total	0	0	0	0	0	0	0	0	0	0
8. Tarn Taran											
	Tarn Taran	1	0	0	0	1	1	0	0	0	3
	Patti	0	0	0	0	0	0	0	0	0	0
	Khemkaran	0	0	0	0	0	0	0	0	0	0
	Sub-Total	1	0	0	0	1	1	0	0	0	3
9. Hoshiarpur											
	Sham Churasi	0	0	0	0	0	0	0	0	0	0
	Hoshiarpur	0	1	0	0	0	0	0	0	0	1
	Hariana	0	0	0	0	0	0	0	0	0	0
	Gardhiwal	0	0	0	0	0	0	0	0	0	0
	Garh Shankar	0	0	0	0	0	0	0	0	0	0
	Tanda	0	0	0	0	0	0	0	0	0	0
	Dasuya	0	1	0	0	0	0	0	0	0	0
	Mukerian	0	0	0	0	0	0	0	0	0	0
	Mahilpur	0	0	0	0	0	0	0	0	0	0
	Sub-Total	0	2	0	0	0	0	0	0	0	1
10. Shaheed Bhagat Singh Nagar											
	S.B.S. Nagar	0	0	0	0	0	0	0	0	0	0
	Banga	0	0	0	0	0	0	0	0	0	0
	Balachaur	0	0	0	0	0	0	0	0	0	0
	Rahon	0	0	0	0	0	0	0	0	0	0
	Sub-Total	0	0	0	0	0	0	0	0	0	0
11. Gurdaspur											
	Qadian	0	0	0	0	0	0	0	0	0	0
	Shri Hargobindpur	0	0	0	0	0	0	0	0	0	0
	Dina Nagar	0	0	0	0	0	0	0	0	0	0
	Batala	0	0	0	0	0	0	0	0	0	0
	Dhariwal	0	0	0	0	0	0	0	0	0	0
	Dera Baba Nanak	0	0	0	0	0	0	0	0	0	0
	Gurdaspur	0	0	0	0	0	0	0	0	0	0
	Fatehgarh Churian	0	0	0	0	0	0	0	0	0	0
	Sub-Total	0	0	0	0	0	0	0	0	0	0
12. Faridkot											
	Faridkot	0	0	0	0	0	0	0	0	0	0
	Kotkapura	0	0	0	0	0	0	0	0	0	0
	Jaitu	0	0	0	0	0	0	0	0	0	0
	Sub-Total	0	0	0	0	0	0	0	0	0	0
13. Muktsar											
	Gidderbaha	0	0	0	0	0	0	0	0	0	0
	Bari Wala	0	0	0	0	0	0	0	0	0	0
	Malout	0	0	0	0	0	0	0	0	0	0
	Muktsar	0	0	0	0	0	0	0	0	0	0
	Sub-Total	0	0	0	0	0	0	0	0	0	0
14. Moga											
	Dharamkot	0	0	0	0	0	0	0	0	0	0
	Badhni Kalan	0	0	0	0	0	0	0	0	0	0
	Bagha Purana	0	0	0	0	0	0	0	0	0	0
	Moga	0	0	0	0	0	0	0	0	0	0
	Sub-Total	0	0	0	0	0	0	0	0	0	0
15. Rupnagar											
	Rupnagar	0	0	0	0	0	0	0	0	0	0
	Morinda	0	0	0	0	0	0	0	0	0	0
	Anadpur Sahib	0	0	0	1	0	0	0	0	0	1
	Nangal	0	0	0	1	1	1	0	0	0	3
	Chamkaur Sahib	0	0	0	0	0	0	0	0	0	0
	Sub-Total	0	0	0	2	1	1	0	0	0	4

16. Sahibzada Ajit Singh Nagar											
	S.A.S. Nagar	0	0	0	0	0	0	0	0	0	0
	Kurali	0	0	0	0	0	0	0	0	0	0
	Kharar	0	0	0	0	0	0	0	0	0	0
	Dera Bassi	0	0	0	0	0	0	0	0	0	0
	Zirakpur	0	0	0	0	0	0	0	0	0	0
	Naya-Gaon	0	0	0	0	0	0	0	0	0	0
	Banur	0	0	0	0	0	0	0	0	0	0
	Lalru	0	0	0	0	0	0	0	0	0	0
	Sub-Total	0	0	0	0	0	0	0	0	0	0
17. Bathinda											
	Bathinda	0	0	0	0	0	0	0	0	0	0
	Bhucho	0	0	0	0	0	0	0	0	0	0
	Goniana	0	0	0	0	0	0	0	0	0	0
	Kot Fattah	0	0	0	0	0	0	0	0	0	0
	Maur	0	0	0	0	0	0	0	0	0	0
	Rama	0	0	0	0	0	0	0	0	0	0
	Rampura Phool	0	0	0	0	0	0	0	0	0	0
	Sangat	0	0	0	0	0	0	0	0	0	0
	Talwandi Sabo	0	0	0	0	0	0	0	0	0	0
	Bhgta	0	0	0	0	0	0	0	0	0	0
	Sub-Total	0	0	0	0	0	0	0	0	0	0
18. Jalandhar											
	Adampur	0	0	0	0	0	0	0	0	0	0
	Alawalpur	0	0	0	0	0	0	0	0	0	0
	Jalandhar	1	14	4	4	0	0	0	0	0	23
	Kartarpur	0	0	0	0	0	0	0	0	0	0
	Nakodar	0	0	0	0	0	0	0	0	0	0
	Noor Mahal	0	0	0	0	0	0	0	0	0	0
	Philaur	0	0	0	0	0	0	0	0	0	0
	Shahkot	0	0	0	0	0	0	0	0	0	0
	Goraya	0	0	0	0	0	0	0	0	0	0
	Bhogpur	0	0	0	0	0	0	0	0	0	0
	Lohian Khas	0	0	0	0	0	0	0	0	0	0
	Sub-Total	1	14	4	4	0	0	0	0	0	23
19. Sangrur											
	Malerkotla	0	0	0	0	0	0	0	0	0	0
	Sangrur	0	0	0	0	0	0	0	0	0	0
	Sunam	0	0	0	0	0	0	0	0	0	0
	Dhuri	0	0	0	0	0	0	0	0	0	0
	Longowal	0	0	0	0	0	0	0	0	0	0
	Ahmedgarh	0	0	0	0	0	0	0	0	0	0
	Lehragaga	0	0	0	0	0	0	0	0	0	0
	Bhiwanigarh	0	0	0	0	0	0	0	0	0	0
	Khanauri	0	0	0	0	0	0	0	0	0	0
	Cheema	0	0	0	0	0	0	0	0	0	0
	Dirba	0	0	0	0	0	0	0	0	0	0
	Moonak	0	0	0	0	0	0	0	0	0	0
	Sub-Total	0	0	0	0	0	0	0	0	0	0
20. Barnala											
	Barnala	0	0	0	0	0	0	0	0	0	0
	Tapa	0	0	0	0	0	0	0	0	0	0
	Bhadaur	0	0	0	0	0	0	0	0	0	0
	Sub-Total	0	0	0	0	0	0	0	0	0	0
21. Fazilka											
	Abohar	0	0	0	0	0	0	0	0	0	0
	Jalabad	0	0	0	0	0	0	0	0	0	0
	Fazilka	0	0	0	0	0	0	0	0	0	0
	Sub-Total	0	0	0	0	0	0	0	0	0	0
22. Pathankot											
	Pathankot	0	0	0	0	0	0	0	0	0	0
	sujanpur	0	0	0	0	0	0	0	0	0	0
	Sub-Total	0	0	0	0	0	0	0	0	0	0
	Grand Total	3	16	4	6	2	2	0	0	0	32

Vital and Health Statistics

Table No. 4.3 No. of Ayurvedic/Unani Hospitals, Dispensaries and Other Facilities
(Government) 2012-13

SN/ Name of the District	Name of the Municipality/ Municipal Corpn.	Hospitals	Dispensaries	Health Centres	Beds	Patients Treated	
						Indoor	Outdoor
1/2	3	4	5	6	7	8	9
1. Kapurthala							
	Kapurthala	0	2	0	0	0	10889
	Sultanpur Lodhi	0	1	0	0	0	2598
	Dhilwan	0	1	0	0	0	4721
	Begowal	0	1	0	0	0	7392
	Bhulath	0	1	0	0	0	4918
	Sub-Total	0	6	0	0	0	30518
2. Fatehgarh Sahib							
	Amlah	0	0	0	0	0	0
	Sirhind	0	2	0	0	0	11000
	Gobindgarh	0	1	0	0	0	7500
	Bassi Pathana	0	0	0	0	0	0
	Khamano	0	1	0	0	0	4800
	Sub-Total	0	4	0	0	0	23300
3. Mansa							
	Mansa	0	1	0	0	0	8135
	Budhlada	0	0	0	0	0	0
	Bareta	0	1	0	0	0	5644
	Bhikhi	0	0	0	0	0	0
	Sardulgarh	0	0	0	0	0	0
	Sub-Total	0	2	0	0	0	13779
4. Firozpur							
	Firozpur	0	1	0	0	0	230
	Talwandi Bhai	0	1	0	0	0	507
	Zira	0	1	0	0	0	400
	Guru Har Sahai	0	0	0	0	0	0
	Makhu	0	0	0	0	0	0
	Mudakki	0	0	0	0	0	0
	Malanwali khas	0	0	0	0	0	0
	Sub-Total	0	3	0	0	0	1137
5. Ludhiana							
	Ludhiana	1	6	1	10	0	49356
	Samrala	0	1	0	0	0	4037
	Khanna	0	1	0	0	0	7294
	Doraha	0	0	0	0	0	0
	Jagraon	0	1	0	0	0	4872
	Raikot	0	1	0	0	0	5417
	Mulanpur	0	0	0	0	0	0
	Payal	0	1	0	0	0	7336
	Machhiwara	0	0	0	0	0	0
	Maloud	0	0	0	0	0	0
	Sahnewal	0	0	0	0	0	0
	Sub-Total	1	11	1	10	0	78312
6. Patiala							
	Ghagga	0	1	0	0	0	1074
	Bhadson	0	0	0	0	0	0
	Ghanaur	0	0	0	0	0	0
	Nabha	0	1	0	5	0	2340
	Patiala	2	3	0	149	23412	78219
	Patran	0	0	0	0	0	0
	Rajpura	0	1	0	0	0	6651
	Samana	0	1	0	0	0	3215
	Sanaur	0	1	0	0	0	4112
	Sub-Total	2	8	0	154	23412	95611

7. Amritsar							
	Amritsar	0	3	1	0	0	32160
	Jandiala	0	0	0	0	0	0
	Ramdass	0	0	0	0	0	0
	Majitha	0	0	0	0	0	0
	Rayya	0	0	0	0	0	0
	Raja Sansi	0	0	0	0	0	0
	Ajnala	0	0	0	0	0	0
	Sub-Total	0	3	1	0	0	32160
8. Tarn Taran							
	Tarn Taran	0	0	0	0	0	0
	Patti	0	0	0	0	0	0
	Khemkaran	0	0	0	0	0	0
	Sub-Total	0	0	0	0	0	0
9. Hoshiarpur							
	Sham Churasi	0	0	0	0	0	0
	Hoshiarpur	0	2	0	0	0	70114
	Haryana	0	0	0	0	0	0
	Gardhiwal	0	0	0	0	0	0
	Garh Shankar	0	0	0	0	0	0
	Tanda	0	1	0	0	0	7971
	Dasuya	0	0	0	0	0	0
	Mukerian	0	0	0	0	0	0
	Mahilpur	0	0	0	0	0	0
	Talwara	0	1	0	0	0	6722
	Sub-Total	0	4	0	0	0	84807
10. Shaheed Bhagat Singh Nagar							
	S.B.S. Nagar	0	0	0	0	0	0
	Banga	0	0	0	0	0	0
	Balachaur	0	0	0	0	0	0
	Rahon	0	0	0	0	0	0
	Sub-Total	0	0	0	0	0	0
11. Gurdaspur							
	Qadian	0	1	0	2	12	198
	Shri Hargobindpur	0	0	0	0	0	0
	Dina Nagar	0	0	0	0	0	0
	Batala	0	2	0	0	178	326
	Dhariwal	0	0	0	0	0	0
	Dera Baba Nanak	0	0	0	0	0	0
	Gurdaspur	0	1	0	2	26	925
	Fatehgarh Churian	0	0	0	0	0	0
	Sub-Total	0	4	0	4	216	1449
12. Faridkot							
	Faridkot	0	1	1	5	0	14787
	Kotkapura	0	0	0	0	0	0
	Jaitu	0	0	0	0	0	0
	Sub-Total	0	1	1	5	0	14787
13. Muktsar							
	Gidderbaha	1	0	0	0	0	86
	Bari Wala	0	0	0	0	0	0
	Malout	1	1	0	0	0	68
	Muktsar	1	1	1	15	557	4860
	Sub-Total	3	2	1	15	557	5014
14. Moga							
	Dharamkot	0	0	0	0	0	0
	Badhni Kalan	0	0	0	0	0	0
	Bagha Purana	0	0	0	0	0	0
	Moga	0	2	0	0	0	13500
	Sub-Total	0	2	0	0	0	13500
15. Rupnagar							
	Rupnagar	0	2	0	0	0	14220
	Morinda	0	0	0	0	0	0
	Anadpur Sahib	0	0	0	0	0	0
	Nangal	0	1	0	0	0	5450
	Chamkaur Sahib	0	0	0	0	0	0
	Sub-Total	0	3	0	0	0	19670

16. Sahibzada Ajit Singh Nagar							
	S.A.S. Nagar	0	2	0	0	0	570
	Kurali	0	0	0	0	0	0
	Kharar	1	1	0	0	0	825
	Dera Bassi	0	1	0	0	0	230
	Zirakpur	0	0	0	0	0	0
	Naya-Gaon	0	0	0	0	0	0
	Banur	0	0	0	0	0	0
	Lalru	0	0	0	0	0	0
	Sub-Total	1	4	0	0	0	1625
17. Bathinda							
	Bathinda	1	2	0	50	21	10924
	Bhucho	0	0	0	0	0	0
	Goniana	0	1	0	0	0	0
	Kot Fattah	0	0	0	0	0	0
	Maur	0	0	1	5	0	11430
	Rama	0	1	0	0	0	0
	Rampura Phool	0	1	0	0	0	0
	Sangat	0	0	0	0	0	0
	Talwandi Sabo	0	0	0	0	0	0
	Bhgta	0	0	0	0	0	0
	Sub-Total	1	5	1	55	21	22354
18. Jalandhar							
	Adampur	0	0	0	0	0	0
	Alawalpur	0	0	0	0	0	0
	Jalandhar	1	12	0	10	196	40355
	Kartarpur	0	0	0	0	0	0
	Nakodar	0	1	0	0	0	16924
	Noor Mahal	1	1	0	0	0	13245
	Philaur	0	1	0	0	0	5368
	Shahkot	0	0	0	0	0	0
	Goraya	0	0	0	0	0	0
	Bhogpur	0	0	0	0	0	0
	Lohian Khas	0	0	0	0	0	0
	Sub-Total	2	15	0	10	196	75892
19. Sangrur							
	Malerkotla	0	1	0	0	0	4890
	Sangrur	0	1	0	0	0	6134
	Sunam	0	1	0	0	0	5739
	Dhuri	0	1	0	0	0	8779
	Longowal	0	1	0	0	0	3172
	Ahmedgarh	0	0	0	0	0	0
	Lehragaga	0	0	0	0	0	0
	Bhiwanigarh	0	1	0	0	0	6432
	Khanauri	0	0	0	0	0	0
	Cheema	0	0	0	0	0	0
	Dirba	0	0	0	0	0	0
	Moonak	0	0	0	0	0	0
	Sub-Total	0	6	0	0	0	35146
20. Barnala							
	Barnala	0	1	0	0	0	11669
	Tapa	0	0	0	0	0	0
	Bhadaur	0	0	0	0	0	0
	Dhanoula	0	0	0	0	0	0
	Handiaya	0	0	0	0	0	0
	Sub-Total	0	1	0	0	0	11669
21. Fazilka							
	Abohar	0	2	0	0	0	18445
	Jalalabad	0	0	0	0	0	0
	Fazilka	0	0	0	0	0	0
	Sub-Total	0	2	0	0	0	18445
22. Pathankot							
	Pathankot	0	5	0	10	240	6710
	sujanpur	0	1	0	2	30	3100
	Sub-Total	0	6	0	12	270	9810
	Grand Total	10	92	5	265	24672	588985

Vital and Health Statistics

Table No. 4.4 No. of Homeopathic Hospitals, Dispensaries and Other Facilities (Government) 2012-13

SN/ Name of the District	Name of the Municipality/ Municipal Corp.	Hospitals	Dispensaries	Health Centres	Beds	Patients Treated	
						Indoor	Outdoor
1/2	3	4	5	6	7	8	9
1. Kapurthala							
	Kapurthala	0	1	0	0	0	21904
	Phagwara	0	1	0	0	0	14003
	Sultanpur Lodhi	0	1	0	0	0	6780
	Dhilwan	0	0	0	0	0	0
	Begowal	0	0	0	0	0	0
	Bhulath	0	0	0	0	0	0
	Sub-Total	0	3	0	0	0	42687
2. Fatehgarh Sahib							
	Amloh	0	0	0	0	0	0
	Sirhind	0	0	0	0	0	0
	Gobindgarh	0	0	0	0	0	0
	Bassi Pathana	0	0	0	0	0	0
	Khamano	0	0	0	0	0	0
	Sub-Total	0	0	0	0	0	0
3. Mansa							
	Mansa	0	1	0	0	0	11199
	Budhlada	0	0	0	0	0	0
	Bareta	0	0	0	0	0	0
	Bhikki	0	1	0	0	0	19504
	Sardulgarh	0	0	0	0	0	0
	Sub-Total	0	2	0	0	0	30703
4. Firozpur							
	Firozpur	0	1	0	0	0	10157
	Talwandi Bhai	0	0	0	0	0	0
	Zira	0	1	0	0	0	11302
	Guru Har Sahai	0	1	0	0	0	10837
	Makhu	0	0	0	0	0	0
	Mudakki	0	0	0	0	0	0
	Malanwali khas	0	0	0	0	0	0
	Sub-Total	0	3	0	0	0	32296
5. Ludhiana							
	Ludhiana	0	2	0	0	0	49322
	Samrala	0	1	0	0	0	24662
	Khanna	0	0	0	0	0	0
	Doraha	0	0	0	0	0	0
	Jagraon	0	1	0	0	0	10347
	Raikot	0	0	0	0	0	0
	Mulanpur	0	1	0	0	0	31424
	Payal	0	0	0	0	0	0
	Machhiwara	0	1	0	0	0	35971
	Maloud	0	0	0	0	0	0
	Sahnewal	0	1	0	0	0	21213
	Sub-Total	0	7	0	0	0	172939
6. Patiala							
	Ghagga	0	0	0	0	0	0
	Bhadson	0	0	0	0	0	0
	Ghanaur	0	0	0	0	0	0
	Nabha	0	1	0	0	0	29444
	Patiala	0	2	0	0	0	195494
	Patran	0	0	0	0	0	0
	Rajpura	0	1	0	0	0	26936
	Samana	0	1	0	0	0	38577
	Sanaur	0	0	0	0	0	0
	Sub-Total	0	5	0	0	0	290451

7. Amritsar							
	Amritsar	0	1	0	0	0	10455
	Jandiala	0	1	0	0	0	9160
	Ramdass	0	0	0	0	0	0
	Majitha	0	1	0	0	0	3560
	Rayya	0	0	0	0	0	0
	Raja Sansi	0	0	0	0	0	0
	Ajnala	0	0	0	0	0	0
	Sub-Total	0	3	0	0	0	23175
8. Tarn Taran							
	Tarn Taran	0	1	0	0	0	9301
	Patti	0	1	0	0	0	7200
	Khemkaran	0	0	0	0	0	0
	Sub-Total	0	2	0	0	0	16501
9. Hoshiarpur							
	Sham Churasi	0	0	0	0	0	0
	Hoshiarpur	0	1	0	0	0	12348
	Hariana	0	0	0	0	0	0
	Gardhiwal	0	0	0	0	0	0
	Garh Shankar	0	1	0	0	0	9500
	Tanda	0	1	0	0	0	17800
	Dasuya	0	1	0	0	0	5200
	Mukerian	0	1	0	0	0	3230
	Mahilpur	0	0	0	0	0	0
	Sub-Total	0	5	0	0	0	48078
10. Shaheed Bhagat Singh Nagar							
	S.B.S. Nagar	0	1	0	0	0	7108
	Banga	0	0	0	0	0	0
	Balachaur	0	1	0	0	0	5435
	Rahon	0	0	0	0	0	0
	Sub-Total	0	2	0	0	0	12543
11. Gurdaspur							
	Qadian	0	1	0	0	0	1420
	Shri Hargobindpur	0	0	0	0	0	0
	Dina Nagar	0	1	0	2	40	5400
	Batala	0	1	0	2	42	6300
	Dhariwal	0	0	0	0	0	0
	Dera Baba Nanak	0	0	0	0	0	0
	Gurdaspur	0	1	0	2	70	6415
	Fatehgarh Churian	0	0	0	0	0	0
	Sub-Total	0	4	0	6	152	19535
12. Faridkot							
	Faridkot	0	2	0	0	0	23175
	Kotkapura	0	1	0	0	0	29750
	Jaitu	0	0	0	0	0	0
	Sub-Total	0	3	0	0	0	52925
13. Muktsar							
	Muktsar	0	0	0	0	0	0
	Malout	0	0	0	0	0	0
	Gidderbaha	0	0	0	0	0	0
	Bariwala	0	0	0	0	0	0
	Sub-Total	0	0	0	0	0	0
14. Moga							
	Dharamkot	0	0	0	0	0	0
	Badhni Kalan	0	0	0	0	0	0
	Bagha Purana	0	0	0	0	0	0
	Moga	1	0	0	0	0	16322
	Sub-Total	1	0	0	0	0	16322
15. Rupnagar							
	Rupnagar	0	1	0	0	0	16348
	Morinda	0	0	0	0	0	0
	Anadpur Sahib	0	0	0	0	0	0
	Nangal	0	1	0	0	0	13586
	Chamkaur Sahib	0	1	0	0	0	15221
	Sub-Total	0	3	0	0	0	45155

16. Sahibzada Ajit Singh Nagar							
	S.A.S. Nagar	0	2	0	0	0	37201
	Kurali	0	1	0	0	0	17213
	Kharar	0	1	0	0	0	3223
	Dera Bassi	0	1	0	0	0	25671
	Zirakpur	0	0	0	0	0	0
	Naya-Gaon	0	2	0	0	0	4200
	Banur	1	1	1	0	0	14193
	Lalru	0	0	0	0	0	0
	Sub-Total	1	8	1	0	0	101701
17. Bathinda							
	Bathinda	0	3	0	0	0	23500
	Bhucho	0	1	0	0	0	8200
	Goniana	0	1	0	0	0	15500
	Kot Fattah	0	0	0	0	0	0
	Maur	0	1	0	0	0	6100
	Rama	0	0	0	0	0	0
	Rampura Phool	0	1	0	0	0	5300
	Sangat	0	1	0	0	0	2100
	Talwandi Sabo	0	1	0	0	0	13000
	Bhgta	0	0	0	0	0	0
	Sub-Total	0	9	0	0	0	73700
18. Jalandhar							
	Adampur	0	0	0	0	0	0
	Alawalpur	0	0	0	0	0	0
	Jalandhar	1	1	0	0	0	50267
	Kartarpur	0	0	0	0	0	0
	Nakodar	0	1	0	0	0	24088
	Noor Mahal	0	1	0	0	0	14536
	Philaur	0	1	0	0	0	14792
	Shahkot	0	0	0	0	0	0
	Goraya	0	0	0	0	0	0
	Bhogpur	0	0	0	0	0	0
	Lohian Khas	0	0	0	0	0	0
	Sub-Total	1	4	0	0	0	103683
19. Sangrur							
	Malerkotla	0	2	0	0	0	38972
	Sangrur	0	1	0	10	0	22561
	Sunam	0	1	0	0	0	23950
	Dhuri	0	1	0	1	0	20895
	Longowal	0	1	0	0	0	8384
	Ahmedgarh	0	1	0	0	0	21945
	Lehragaga	0	0	0	0	0	0
	Bhiwanigarh	0	1	0	0	0	10660
	Khanauri	0	0	0	0	0	0
	Cheema	0	0	0	0	0	0
	Dirba	0	0	0	0	0	0
	Moonak	0	0	0	0	0	0
	Sub-Total	0	8	0	11	0	147367
20. Barnala							
	Barnala	0	1	0	0	0	42599
	Tapa	0	0	0	0	0	0
	Bhadaur	0	1	0	0	0	6206
	Dhanoula	0	1	0	0	0	21131
	Handiaya	0	0	0	0	0	0
	Sub-Total	0	3	0	0	0	69936
21. Fazilka							
	Abohar	0	1	0	0	0	21800
	Jalalabad	0	0	0	0	0	0
	Fazilka	0	1	0	0	0	23410
	Sub-Total	0	2	0	0	0	45210
22. Pathankot							
	Pathankot	0	1	0	2	0	6100
	sujanpur	0	0	0	0	0	0
	Sub-Total	0	1	0	2	0	6100
	Grand Total	3	77	1	19	152	1351007

5. Ludhiana													
	Ludhiana	384	242436	1001517	1243953	0	0	39164	39164	0	0	0	0
	Samrala	50	4103	64456	68559	0	0	0	0	0	0	0	0
	Khanna	50	6432	135227	141659	14	116	3722	3838	0	0	0	0
	Doraha	0	0	5703	5703	0	0	0	0	0	0	0	0
	Jagraon	50	8196	141438	149634	0	0	0	0	0	0	0	0
	Raikot	50	2756	41257	44013	0	0	0	0	0	0	0	0
	Mulanpur	6	63	13165	13228	0	0	0	0	0	0	0	0
	Payal	30	3372	41342	44714	0	0	0	0	0	0	0	0
	Machhiwara	30	3743	59127	62870	0	0	0	0	0	0	0	0
	Maloud	30	2091	36997	39088	0	0	0	0	0	0	0	0
	Sahnewal	30	3417	58316	61733	0	0	0	0	0	0	0	0
	Sub-Total	710	276609	1598545	1875154	14	116	42886	43002	0	0	0	0
6. Patiala													
	Ghagga	0	0	2728	2728	0	0	0	0	0	0	0	0
	Bhadson	16	1284	35174	36458	0	0	0	0	0	0	0	0
	Ghanaur	30	2277	36709	38986	0	0	0	0	0	0	0	0
	Nabha	175	7425	261113	268538	0	0	0	0	0	0	0	0
	Patiala	2311	62724	874969	937693	0	0	0	0	50	530	44807	45337
	Patran	0	0	2412	2412	0	0	0	0	0	0	0	0
	Rajpura	100	7213	118002	125215	0	0	0	0	0	0	0	0
	Samana	55	7010	144101	151111	0	0	0	0	0	0	0	0
	Sanaur	28	1012	20125	21137	0	0	0	0	0	0	0	0
	Sub-Total	2715	88945	1495333	1584278	0	0	0	0	50	530	44807	45337
7. Amritsar													
	Amritsar	1051	30115	275766	305881	65	2016	24116	26132	0	0	0	0
	Jandiala	30	1521	32090	33611	0	0	0	0	0	0	0	0
	Ramdass	30	720	8005	8725	0	0	0	0	0	0	0	0
	Majitha	30	1108	31095	32203	0	0	0	0	0	0	0	0
	Rayya	0	0	0	0	0	0	0	0	0	0	0	0
	Raja Sansi	12	235	22950	23185	0	0	0	0	0	0	0	0
	Ajnala	50	4160	62116	66276	0	0	0	0	0	0	0	0
	Sub-Total	1203	37859	432022	469881	65	2016	24116	26132	0	0	0	0
8. Tarn Taran													
	Tarn Taran	50	7841	11328	19169	0	0	0	0	50	5095	3253	8348
	Patti	50	73849	3651	77500	0	0	0	0	0	0	0	0
	Khemkaran	30	13739	354	14093	0	0	0	0	0	0	0	0
	Sub-Total	130	95429	15333	110762	0	0	0	0	50	5095	3253	8348

18. Jalandhar													
	Adampur	0	0	0	0	0	0	0	0	0	0	0	0
	Alawalpur	0	0	0	0	0	0	0	0	0	0	0	0
	Jalandhar	531	1610	565210	566820	10	196	40355	40551	10	196	40355	40551
	Kartarpur	30	2689	68578	71267	0	0	0	0	0	0	0	0
	Nakodar	50	5723	251782	257505	0	0	0	0	0	0	0	0
	Noor Mahal	25	2315	62798	65113	0	0	0	0	0	0	0	0
	Philaur	76	6028	91982	98010	0	0	0	0	0	0	0	0
	Shahkot	30	1978	58932	60910	0	0	0	0	0	0	0	0
	Goraya	0	0	29208	29208	0	0	0	0	0	0	0	0
	Bhogpur	6	0	17568	17568	0	0	0	0	0	0	0	0
	Lohian Khas	25	1078	5701	6779	0	0	0	0	0	0	0	0
	Sub-Total	773	21421	1151759	1173180	10	196	40355	40551	10	196	40355	40551
19. Sangrur													
	Malerkotla	100	9288	152635	161923	0	0	0	0	0	0	0	0
	Sangrur	156	14215	263778	277993	0	0	0	0	0	0	0	0
	Sunam	50	3665	39084	42749	0	0	0	0	0	0	0	0
	Dhuri	50	3875	108309	112184	0	0	0	0	0	0	0	0
	Longowal	30	1362	16438	17800	0	0	0	0	0	0	0	0
	Ahmedgarh	30	2181	51532	53713	0	0	0	0	0	0	0	0
	Lehragaga	30	1480	42572	44052	0	0	0	0	0	0	0	0
	Bhiwanigarh	30	3249	45820	49069	0	0	0	0	0	0	0	0
	Khanauri	6	4	3148	3152	0	0	0	0	0	0	0	0
	Cheema	20	379	4224	4603	0	0	0	0	0	0	0	0
	Dirba	5	42	1226	1268	0	0	0	0	0	0	0	0
	Moonak	30	245	16231	16476	0	0	0	0	0	0	0	0
	Sub-Total	537	39985	744997	784982	0	0	0	0	0	0	0	0
20. Barnala													
	Barnala	100	14373	145448	159821	0	0	0	0	0	0	0	0
	Tapa	30	1766	19777	21543	0	0	0	0	0	0	0	0
	Bhadaur	30	655	18733	19388	0	0	0	0	0	0	0	0
	Dhanoula	30	1734	45949	47683								
	Sub-Total	190	18528	229907	248435	0	0	0	0	0	0	0	0
21. Fazilka													
	Abohar	100	8215	18275	26490	0	0	0	0	0	0	0	0
	Jalalabad	30	2275	19095	21370	0	0	0	0	0	0	0	0
	Fazilka	50	2300	92140	94440	0	0	0	0	0	0	0	0
	Sub-Total	180	12790	129510	142300	0	0	0	0	0	0	0	0
22. Pathankot													
	Pathankot	115	9980	85202	95182	0	0	0	0	0	0	0	0
	sujanpur	10	150	2502	2652	0	0	0	0	0	0	0	0
	Sub-Total	125	10130	87704	97834	0	0	0	0	0	0	0	0
	Grand Total	10500	1024956	10303298	11328446	89	2328	411375	413703	193	14932	189189	204121

5. Ludhiana

Ludhiana	113	120	129	262	297050	1	1	6	0	6167	0	0	0	0	0
Samrala	12	12	35	13	24099	0	0	0	0	0	0	0	0	0	0
Khanna	14	17	18	48	38912	0	1	5	1	2168	0	0	0	0	0
Doraha	2	1	5	0	2966	0	0	0	0	0	0	0	0	0	0
Jagraon	13	18	53	2	35317	0	0	0	0	0	0	0	0	0	0
Raikot	12	5	3	4	14689	0	0	0	0	0	0	0	0	0	0
Mulanpur	5	9	13	20	28382	0	0	0	0	0	0	0	0	0	0
Payal	5	9	11	18	25559	0	0	0	0	0	0	0	0	0	0
Machhiwara	1	2	3	4	5131	0	0	0	0	0	0	0	0	0	0
Maloud	6	5	14	15	11424	0	0	0	0	0	0	0	0	0	0
Sahnawal	6	7	10	12	9276	0	0	0	0	0	0	0	0	0	0
Sub-Total	189	205	294	398	492805	1	2	11	1	8335	0	0	0	0	0

6. Patiala

Ghagga	1	1	2	1	166062	0	0	0	0	0	0	0	0	0	0
Bhadson	6	6	8	0	657369	0	0	0	0	0	0	0	0	0	0
Ghanaur	7	6	7	2	137760	0	0	0	0	0	0	0	0	0	0
Nabha	24	22	28	22	6866250	0	0	0	0	0	0	0	0	0	0
Patiala	464	512	265	920	84410195	0	0	0	0	0	7	5	6	21	3164806
Patran	1	1	1	2	166311	0	0	0	0	0	0	0	0	0	0
Rajpura	23	24	12	56	8209160	0	0	0	0	0	0	0	0	0	0
Samana	18	11	10	21	2125801	0	0	0	0	0	0	0	0	0	0
Sanaur	1	1	1	4	176180	0	0	0	0	0	0	0	0	0	0
Sub-Total	545	584	334	1028	102915088	0	0	0	0	0	7	5	6	21	3164806

7. Amritsar

Amritsar	56	450	175	620	613720800	3	6	11	12	20501855	0	0	0	0	0
Jandiala	0	0	0	0	0	0	0	0	0	0	0	0	0	0	0
Ramdas	7	10	5	1	3027300	0	0	0	0	0	0	0	0	0	0
Majitha	7	9	11	7	17941452	0	0	0	0	0	0	0	0	0	0
Rayya	0	0	0	0	0	0	0	0	0	0	0	0	0	0	0
Raja Sansi	3	10	4	6	6250000	0	0	0	0	0	0	0	0	0	0
Ajnala	13	11	40	2	2022560	0	0	0	0	0	0	0	0	0	0
Sub-Total	86	490	235	636	642962112	3	6	11	12	20501855	0	0	0	0	0

8. Tarn Taran

Tarn Taran	11	13	46	0	3862770	0	0	0	0	0	10	3	43	2	4409790
Patti	12	10	12	29	3347981	0	0	0	0	0	0	0	0	0	0
Khemkaran	4	2	25	2	1137240	0	0	0	0	0	0	0	0	0	0
Sub-Total	27	25	83	31	8347991	0	0	0	0	0	10	3	43	2	4409790

14. Moga																
	Dharamkot	2	5	5	0	385020	0	0	0	0	0	0	0	0	0	0
	Badhni Kalan	2	2	4	3	295730	0	0	0	0	0	0	0	0	0	0
	Bagha Purana	5	6	4	8	851678	0	0	0	0	0	0	0	0	0	0
	Moga	22	58	21	48	5681067	0	0	0	0	0	0	0	0	0	0
	Nihal Singh Wala	2	2	3	1	220655	0	0	0	0	0	0	0	0	0	0
	Rai Isse Khan	3	8	3	0	340548	0	0	0	0	0	0	0	0	0	0
	Sub-Total	36	81	40	60	7774698	0	0	0	0	0	0	0	0	0	0
15. Rupnagar																
	Rupnagar	26	123	23	12	71329	0	0	0	0	0	0	0	0	0	0
	Morinda	6	10	14	0	18239	0	0	0	0	0	0	0	0	0	0
	Anadpur Sahib	12	20	10	17	40122	0	0	0	0	0	0	0	0	0	0
	Nangal	16	28	20	80	804499	0	0	0	0	0	5	9	9	12	205360
	Chamkaur Sahib	8	8	31	0	203500	0	0	0	0	0	0	0	0	0	0
	Sub-Total	68	189	98	109	1137689	0	0	0	0	0	5	9	9	12	205360
16. Sahibzada Ajit Singh Nagar																
	S.A.S. Nagar	43	40	19	22	49104	0	0	0	0	0	0	0	0	0	0
	Kurali	5	8	7	13	9571	0	0	0	0	0	0	0	0	0	0
	Kharar	15	12	16	17	17068	0	0	0	0	0	0	0	0	0	0
	Dera Bassi	7	10	12	20	19238	0	0	0	0	0	0	0	0	0	0
	Zirakpur	0	0	0	0	0	0	0	0	0	0	0	0	0	0	0
	Naya-Gaon	1	2	0	2	1809	0	0	0	0	0	0	0	0	0	0
	Banur	5	4	8	16	7364	0	0	0	0	0	0	0	0	0	0
	Lalru	0	0	0	0	0	0	0	0	0	0	0	0	0	0	0
	Sub-Total	76	76	62	90	104154	0	0	0	0	0	0	0	0	0	0
17. Bathinda																
	Bathinda	40	64	88	479	63988	1	0	0	0	72000	0	0	0	0	0
	Bhucho	4	1	1	14	1670	0	0	0	0	0	0	0	0	0	0
	Goniana	10	33	14	21	45980	0	0	0	0	0	0	0	0	0	0
	Kot Fattah	1	1	1	3	1099	0	0	0	0	0	0	0	0	0	0
	Maur	4	5	4	4	3190	0	0	0	0	0	0	0	0	0	0
	Rama	4	1	2	7	3310	0	0	0	0	0	0	0	0	0	0
	Rampura Phool	10	11	4	6	16602	0	0	0	0	0	0	0	0	0	0
	Sangat	10	26	10	9	35065	0	0	0	0	0	0	0	0	0	0
	Talwandi Sabo	8	35	13	12	35265	0	0	0	0	0	0	0	0	0	0
	Bhgta	0	0	0	0	0	0	0	0	0	0	0	0	0	0	0
	Sub-Total	91	177	137	555	206169	1	0	0	0	72000	0	0	0	0	0

18. Jalandhar

	Adampur	3	1	9	6	5144	0	0	0	0	0	0	0	0	0	0
	Alawalpur	1	1	1	1	1072	18	12	29	22	12331					
	Jalandhar	105	194	136	401	291030	0	0	0	0	0	68	131	147	171	143752
	Kartarpur	6	2	8	4	4863	0	0	0	0	0	0	0	0	0	0
	Nakodar	12	14	10	31	16423	0	0	0	0	0	0	0	0	0	0
	Noor Mahal	2	5	3	5	5208	0	0	0	0	0	0	0	0	0	0
	Philaur	19	16	25	6	15434	0	0	0	0	0	0	0	0	0	0
	Shahkot	5	3	7	8	6865	0	0	0	0	0	0	0	0	0	0
	Goraya	2	2	5	5	7834	0	0	0	0	0	0	0	0	0	0
	Bhogpur	1	2	4	3	3892	0	0	0	0	0	0	0	0	0	0
	Lohian Khas	1	4	4	7	5002	0	0	0	0	0	0	0	0	0	0
	Sub-Total	157	244	212	477	362767	18	12	29	22	12331	68	131	147	171	143752

19. Sangrur

	Malerkotla	22	37	41	12	56214	0	0	0	0	0	0	0	0	0	0
	Sangrur	34	29	105	78	112418	0	0	0	0	0	0	0	0	0	0
	Sunam	6	9	43	2	25864	0	0	0	0	0	0	0	0	0	0
	Dhuri	11	10	7	0	5892	0	0	0	0	0	0	0	0	0	0
	Longowal	6	12	70	26	41130	0	0	0	0	0	0	0	0	0	0
	Ahmedgarh	8	11	8	9	17887	0	0	0	0	0	0	0	0	0	0
	Lehragaga	4	8	7	4	11446	0	0	0	0	0	0	0	0	0	0
	Bhiwanigarh	6	28	30	15	39536	0	0	0	0	0	0	0	0	0	0
	Khanauri	1	4	4	1	4897	0	0	0	0	0	0	0	0	0	0
	Cheema	2	3	8	0	6486	0	0	0	0	0	0	0	0	0	0
	Dirba	2	4	5	1	5747	0	0	0	0	0	0	0	0	0	0
	Moonak	4	8	32	4	23441	0	0	0	0	0	0	0	0	0	0
	Sub-Total	106	163	360	152	350958	0	0	0	0	0	0	0	0	0	0

20. Barnala

	Barnala	18	28	15	25	441	0	0	0	0	0	0	0	0	0	0
	Tapa	3	3	15	6	98	0	0	0	0	0	0	0	0	0	0
	Bhadaur	2	3	4	2	41	0	0	0	0	0	0	0	0	0	0
	Dhanoula	3	4	20	9	111	0	0	0	0	0	0	0	0	0	0
	Handiaya	1	1	3	3	27	0	0	0	0	0	0	0	0	0	0
	Sub-Total	27	39	57	45	718	0	0	0	0	0	0	0	0	0	0

21. Fazilka

	Abohar	20	16	44	7	29718	0	0	0	0	0	0	0	0	0	0
	Jalalabad	5	9	15	3	7125	0	0	0	0	0	0	0	0	0	0
	Fazilka	12	26	14	29	24315	0	0	0	0	0	0	0	0	0	0
	Sub-Total	37	51	73	39	61158	0	0	0	0	0	0	0	0	0	0

22. Pathankot

	Pathankot	24	30	10	30	12218	1	3	3	7	3505	0	0	0	0	0
	sujanpur	5	3	2	3	29000	0	0	0	0	0	0	0	0	0	0
	Sub-Total	29	33	12	33	41218	1	3	3	7	3505	0	0	0	0	0
	Grand Total	1988	3163	2801	4758	915219541	25	25	56	46	21144428	96	167	221	230	19013103

Vital and Health Statistics

Table No. 6.1 No. of Medical Personnel and their Salaries 2012-13

SN/ Name of the District	Name of the Municipality/ Municipal Corpn.	Ayurvedic/Unani Institutions (Government)					Homeopathic Institutions (Government)				
		Doctors/ Vaid	Nurses and Midwives	Para-Medical Persons	Others	Salaries and Allowances Paid (Rs.000)	Doctors/ Vaid	Nurses and Midwives	Para-Medical Persons	Others	Salaries and Allowances Paid (Rs.000)
1/2	3	4	5	6	7	8	9	10	11	12	13
1. Kapurthala											
	Kapurthala	0	2	0	2	877639	1	0	0	0	713000
	Phagwara	0	1	1	4	2045508	1	0	0	0	804000
	Sultanpur Lodhi	0	0	0	0	0	1	0	0	0	726000
	Dhilwan	1	0	0	0	323160	0	0	0	0	0
	Begowal	1	0	0	0	323160	0	0	0	0	0
	Bhulath	1	0	0	0	323160	0	0	0	0	0
	Sub-Total	3	2	0	2	1847119	3	0	0	0	2243000
2. Fatehgarh Sahib											
	Amlah	0	0	0	0	0	0	0	0	0	0
	Sirhind	2	0	2	3	2992024	0	0	0	0	0
	Gobindgarh	1	0	0	2	1497177	0	0	0	0	0
	Bassi Pathana	0	0	0	0	0	0	0	0	0	0
	Khamano	0	0	1	2	727608	0	0	0	0	0
	Sub-Total	3	0	3	7	5216809	0	0	0	0	0
3. Mansa											
	Mansa	1	0	3	0	1140915	1	0	1	0	1484597
	Budhlada	0	0	0	0	0	0	0	0	0	0
	Bareta	0	0	3	0	401142	0	0	0	0	0
	Bhikhi	0	0	0	0	0	1	0	1	1	1563807
	Sardulgarh	0	0	0	0	0	0	0	0	0	0
	Sub-Total	1	0	6	0	1542057	2	0	2	1	3048404
4. Firozpur											
	Firozpur	0	0	0	0	0	0	0	0	0	0
	Talwandi Bhai	1	2	0	0	812000	0	0	0	0	0
	Zira	0	2	1	0	798000	1	0	2	0	950000
	Guru Har Sahai	0	0	0	0	0	1	0	2	0	816000
	Makhu	0	0	0	0	0	0	0	0	0	0
	Mudakki	0	0	0	0	0	0	0	0	0	0
	Malanwali khas	0	0	0	0	0	0	0	0	0	0
	Sub-Total	1	4	1	0	1610000	2	0	4	0	1766000

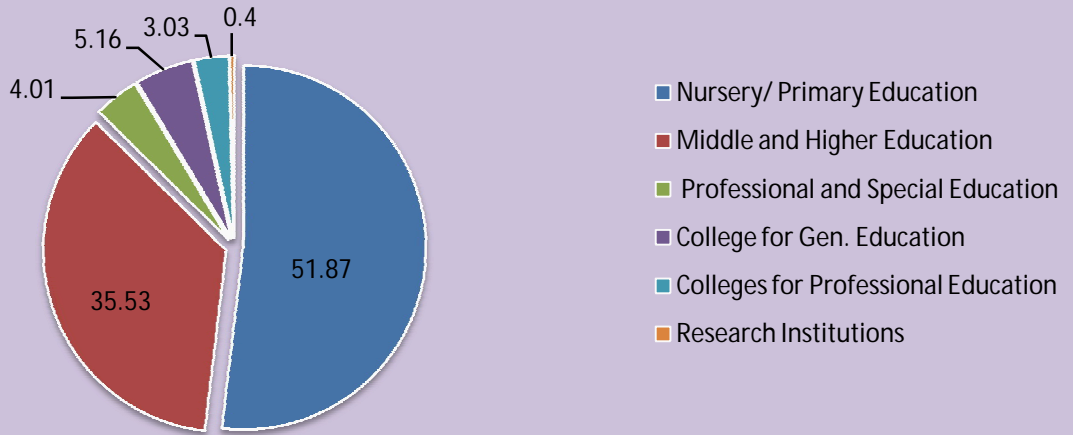
5. Ludhiana											
Ludhiana	7	7	6	5	15719	2	1	2	4	3700	
Samrala	1	1	1	0	1170	1	1	1	0	1445	
Khanna	2	2	1	1	1784	0	0	0	0	0	
Doraha	0	0	0	0	0	0	0	0	0	0	
Jagraon	2	2	0	0	1447	0	0	0	1	607	
Raikot	1	1	0	0	1095	0	0	0	0	0	
Mulanpur	0	0	0	0	0	1	1	1	0	1773	
Payal	1	1	1	0	1258	0	0	0	0	0	
Machhiwara	0	0	0	0	0	1	1	0	1	1915	
Maloud	0	0	0	0	0	0	0	0	0	0	
Sahnewal	0	0	0	0	0	1	1	0	1	1663	
Sub-Total	14	14	9	6	22473	6	5	4	7	11103	
6. Patiala											
Ghagga	0	0	1	2	108720	0	0	0	0	0	
Bhadson	0	0	0	0	0	0	0	0	0	0	
Ghanaur	0	0	0	0	0	0	0	0	0	0	
Nabha	1	2	1	2	1132162	1	1	1	0	1773908	
Patiala	13	10	27	62	31562283	8	0	16	1	14482571	
Patran	0	0	0	0	0	0	0	0	0	0	
Rajpura	2	1	0	2	1082120	1	0	1	1	1712822	
Samana	1	1	0	2	1238225	1	0	1	1	1354122	
Sanaur	1	1	0	3	1192613	0	0	0	0	0	
Sub-Total	18	15	29	73	36316123	11	1	19	3	19323423	
7. Amritsar											
Amritsar	6	0	2	7	195851	4	1	5	2	6011280	
Jandiala	0	0	0	0	0	1	0	1	1	620000	
Ramdas	0	0	0	0	0	0	0	0	0	0	
Majitha	0	0	0	0	0	1	0	1	1	750000	
Rayya	0	0	0	0	0	0	0	0	0	0	
Raja Sansi	0	0	0	0	0	0	0	0	0	0	
Ajnala	0	0	0	0	0	0	0	0	0	0	
Sub-Total	6	0	2	7	195851	6	1	7	4	7381280	
8. Tarn Taran											
Tarn Taran	0	0	0	0	0	1	1	0	1	944066	
Patti	0	0	0	0	0	1	0	0	0	710843	
Khemkaran	0	0	0	0	0	0	0	0	0	0	
Sub-Total	0	0	0	0	0	2	1	0	1	1654909	

14. Moga											
	Dharamkot	0	0	0	0	0	0	0	0	0	0
	Badhni Kalan	0	0	0	0	0	0	0	0	0	0
	Bagha Purana	0	0	0	0	0	0	0	0	0	0
	Moga	2	2	0	2	2232800	1	0	1	1	2021120
	Sub-Total	2	2	0	2	2232800	1	0	1	1	2021120
15. Rupnagar											
	Rupnagar	2	1	2	4	2709	1	0	1	2	2701
	Morinda	0	0	0	0	0	0	0	0	0	0
	Anadpur Sahib	0	0	0	0	0	0	0	0	0	0
	Nangal	0	0	0	0	0	0	0	0	0	0
	Chamkaur Sahib	0	0	0	0	0					
	Sub-Total	2	1	2	4	2709	1	0	1	2	2701
16. Sahibzada Ajit Singh Nagar											
	S.A.S. Nagar	2	2	2	1	2406	2	1	2	2	2209
	Kurali	0	0	1	0	0	1	0	0	3	924
	Kharar	1	1	1	0	1122	1	1	0	5	1122
	Dera Bassi	1	0	0	3	0	1	0	1	1	954
	Zirakpur	0	1	0	0	626	1	0	0	0	0
	Naya-Gaon	0	0	0	0	0	0	0	0	1	0
	Banur	0	0	0	0	0	1	0	1	0	2790
	Lalru	0	0	0	0	0	0	0	0	0	0
	Sub-Total	4	4	4	4	4154	7	2	4	12	7999
17. Bathinda											
	Bathinda	3	5	3	0	4000	1	1	1	2	1600
	Bhucho	0	0	0	0	0	0	0	0	0	0
	Goniana	0	0	0	0	0	1	1	1	0	0
	Kot Fattah	0	0	1	0	0	0	0	0	0	0
	Maur	1	1	1	0	1300	0	0	0	0	0
	Rama	0	1	1	0	0	0	0	0	0	0
	Rampura Phool	0	1	1	0	1100	0	0	0	0	0
	Sangat	0	0	0	0	0	0	0	0	0	0
	Talwandi Sabo	0	0	0	0	0	1	0	1	0	1200
	Bhgta	0	0	0	0	0	0	0	0	0	0
	Sub-Total	4	8	7	0	6400	3	2	3	2	2800

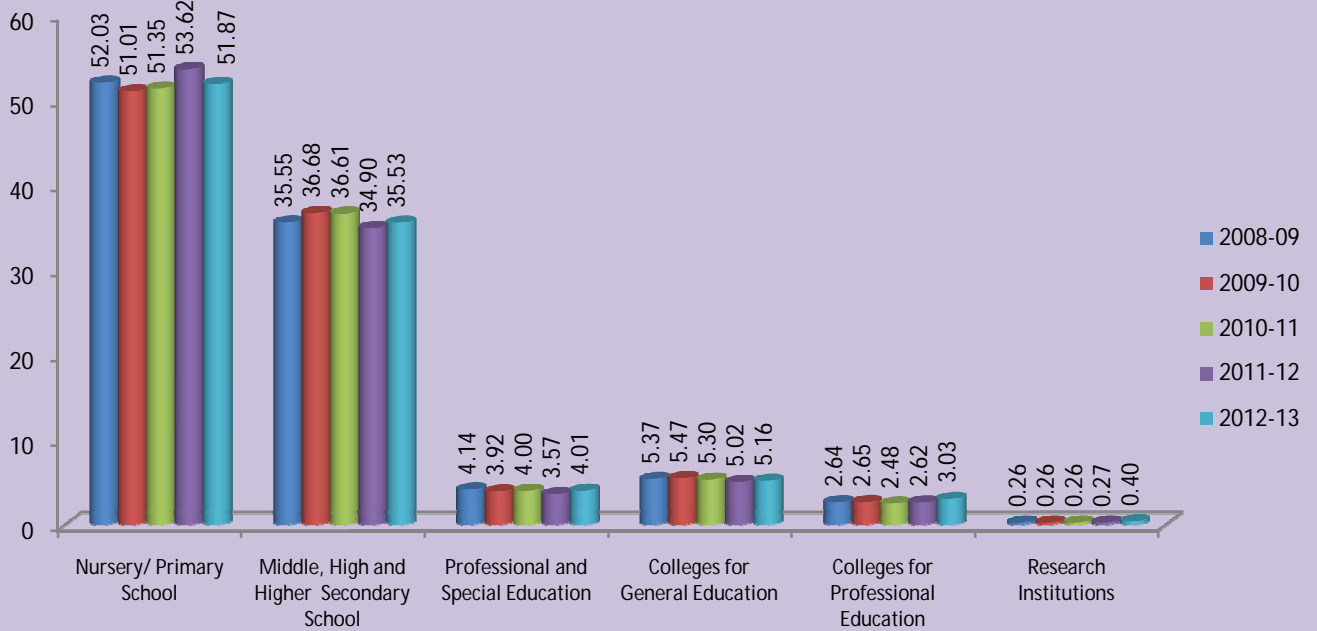
18. Jalandhar											
Adampur	0	0	0	0	0	0	0	0	0	0	0
Alawalpur	0	0	0	0	0	0	0	0	0	0	0
Jalandhar	6	8	5	10	8911	7	6	5	41	19874	
Kartarpur	0	0	0	0	0	0	0	0	0	0	
Nakodar	0	0	0	0	0	1	1	1	5	2153	
Noor Mahal	0	0	0	0	0	1	1	0	1	794	
Philaur	1	2	1	2	2017	1	1	1	1	1154	
Shahkot	0	0	0	0	0	0	0	0	0	0	
Goraya	0	0	0	0	0	0	0	0	0	0	
Bhogpur	0	0	0	0	0	0	0	0	0	0	
Lohian Khas	0	0	0	0	0	0	0	0	0	0	
Sub-Total	7	10	6	12	10928	10	9	7	48	23975	
19. Sangrur											
Malerkotla	0	0	1	2	514	2	0	2	1	1485	
Sangrur	0	0	1	2	502	1	1	1	2	2581	
Sunam	1	0	1	2	1483	1	1	1	1	2090	
Dhuri	1	0	1	1	1623	1	0	1	1	1590	
Longowal	0	0	1	2	508	0	0	1	0	235	
Ahmedgarh	0	0	0	0	0	0	0	0	0	0	
Lehragaga	0	0	0	0	0	0	0	0	0	0	
Bhiwanigarh	1	0	1	1	1247	0	0	1	0	235	
Khanauri	0	0	0	0	0	0	0	0	0	0	
Cheema	0	0	0	0	0	0	0	0	0	0	
Dirba	0	0	0	0	0	0	0	0	0	0	
Moonak	0	0	0	0	0	0	0	0	0	0	
Sub-Total	3	0	6	10	5877	5	2	7	5	8216	
20. Barnala											
Barnala	1	0	2	0	1577	2	0	2	1	2153	
Tapa	0	0	0	0	0	0	0	0	0	0	
Bhadaur	0	0	0	0	0	0	0	1	0	117	
Dhanoula	0	0	0	0	0	0	0	1	0	117	
Handiaya	0	0	0	0	0	0	0	0	0	0	
Sub-Total	1	0	2	0	1577	2	0	4	1	2387	
21. Fazilka											
Abohar	1	0	0	1	1794	0	0	2	0	455600	
Jalalabad	0	0	0	0	0	0	0	0	0	0	
Fazilka	0	0	0	0	0	0	0	2	0	525000	
Sub-Total	1	0	0	1	1794	0	0	4	0	980600	
22. Pathankot											
Pathankot	3	3	1	1	1822	1	1	1	1	1005	
sujanpur	0	0	0	0	0	0	0	0	0	0	
Sub-Total	3	3	1	1	1822	1	1	1	1	1005	
Grand Total	81	74	86	136	54627846	74	32	79	104	44114925	

Box:4 - Education Facilities in Municipal Area

Education Facilities In Municipal Area 2012-13



Education Facilities In Municipal Area from 2008-09 to 2012-13



Educational and Cultural Statistics
Table No. 7 No. of Educational Institutions, Scholars, Teachers and their Salaries 2012-13

SN/ Name of the District	Name of the Municipality/ Municipal Corpn.	Central Govt. Institutions												
		Nursery and Primary Schools				Middle, High and Senior Secondary Schools				Schools for Professional and Special Education				
		Institutions (No.)	Scholars (No.)	Teachers (No.)	Salaries & Allowances Paid (Rs.000)	Institutions (No.)	Scholars (No.)	Teachers (No.)	Salaries & Allowances Paid (Rs.000)	Institutions (No.)	Scholars (No.)	Teachers (No.)	Salaries & Allowances Paid (Rs.000)	
1/2	3	4	5	6	7	8	9	10	11	12	13	14	15	
1. Kapurthala														
	Kapurthala	0	0	0	0	1	611	32	14101265	0	0	0	0	0
	Phagwara	0	0	0	0	0	0	0	0	0	0	0	0	0
	Sultanpur Lodhi	0	0	0	0	0	0	0	0	0	0	0	0	0
	Dhilwan	0	0	0	0	0	0	0	0	0	0	0	0	0
	Begowal	0	0	0	0	0	0	0	0	0	0	0	0	0
	Bhulath	0	0	0	0	0	0	0	0	0	0	0	0	0
	Sub-Total	0	0	0	0	1	611	32	14101265	0	0	0	0	0
2. Fatehgarh Sahib														
	Amlah	0	0	0	0	0	0	0	0	0	0	0	0	0
	Sirhind	1	237	11	4540055	0	0	0	0	0	0	0	0	0
	Gobindgarh	0	0	0	0	0	0	0	0	0	0	0	0	0
	Bassi Pathana	0	0	0	0	0	0	0	0	0	0	0	0	0
	Khamano	0	0	0	0	0	0	0	0	0	0	0	0	0
	Sub-Total	1	237	11	4540055	0	0	0	0	0	0	0	0	0
3. Mansa														
	Mansa	0	0	0	0	0	0	0	0	0	0	0	0	0
	Budhlada	0	0	0	0	0	0	0	0	0	0	0	0	0
	Bareta	0	0	0	0	0	0	0	0	0	0	0	0	0
	Bhikhi	0	0	0	0	0	0	0	0	0	0	0	0	0
	Sardulgarh	0	0	0	0	0	0	0	0	0	0	0	0	0
	Sub-Total	0	0	0	0	0	0	0	0	0	0	0	0	0
4. Firozpur														
	Firozpur	0	0	0	0	3	1815	80	29539000	0	0	0	0	0
	Talwandi Bhai	0	0	0	0	2	1175	30	9525000	0	0	0	0	0
	Zira	0	0	0	0	2	1600	53	19519000	0	0	0	0	0
	Guru Har Sahai	0	0	0	0	2	1485	32	1153000	0	0	0	0	0
	Makhu	0	0	0	0	2	1240	15	5293000	0	0	0	0	0
	Mudakki	0	0	0	0	0	0	0	0	0	0	0	0	0
	Malanwali khas	0	0	0	0	0	0	0	0	0	0	0	0	0
	Sub-Total	0	0	0	0	11	7315	210	65029000	0	0	0	0	0

18. Jalandhar													
	Adampur	0	0	0	0	0	0	0	0	0	0	0	0
	Alawalpur	0	0	0	0	0	0	0	0	0	0	0	0
	Jalandhar	0	0	0	0	0	0	0	0	0	0	0	0
	Kartarpur	0	0	0	0	0	0	0	0	0	0	0	0
	Nakodar	0	0	0	0	0	0	0	0	0	0	0	0
	Noor Mahal	0	0	0	0	0	0	0	0	0	0	0	0
	Phifaur	0	0	0	0	0	0	0	0	0	0	0	0
	Shahkot	0	0	0	0	0	0	0	0	0	0	0	0
	Goraya	0	0	0	0	0	0	0	0	0	0	0	0
	Bhogpur	0	0	0	0	0	0	0	0	0	0	0	0
	Lohian Khas	0	0	0	0	0	0	0	0	0	0	0	0
	Sub-Total	0	0	0	0	0	0	0	0	0	0	0	0
19. Sangrur													
	Malerkotla	0	0	0	0	0	0	0	0	0	0	0	0
	Sangrur	0	0	0	0	0	0	0	0	0	0	0	0
	Sunam	0	0	0	0	0	0	0	0	0	0	0	0
	Dhuri	1	72	3	798	0	0	0	0	0	0	0	0
	Longowal	0	0	0	0	1	474	28	14716	0	0	0	0
	Ahmedgarh	0	0	0	0	0	0	0	0	0	0	0	0
	Lehragaga	0	0	0	0	0	0	0	0	0	0	0	0
	Bhiwanigarh	0	0	0	0	0	0	0	0	0	0	0	0
	Khanauri	0	0	0	0	0	0	0	0	0	0	0	0
	Cheema	0	0	0	0	0	0	0	0	0	0	0	0
	Dirba	0	0	0	0	0	0	0	0	0	0	0	0
	Moonak	0	0	0	0	0	0	0	0	0	0	0	0
	Sub-Total	1	72	3	798	1	474	28	14716	0	0	0	0
20. Barnala													
	Barnala	0	0	0	0	0	0	0	0	0	0	0	0
	Tapa	0	0	0	0	0	0	0	0	0	0	0	0
	Bhadaur	0	0	0	0	0	0	0	0	0	0	0	0
	Dhanoula	0	0	0	0	0	0	0	0	0	0	0	0
	Handiaya	0	0	0	0	0	0	0	0	0	0	0	0
	Sub-Total	0	0	0	0	0	0	0	0	0	0	0	0
21. Fazilka													
	Abohar	0	0	0	0	6	3817	127	49013245	0	0	0	0
	Jalalabad	0	0	0	0	2	2675	66	19982375	0	0	0	0
	Fazilka	0	0	0	0	3	2516	86	278662313	0	0	0	0
	Sub-Total	0	0	0	0	11	9008	279	347657933	0	0	0	0
22. Pathankot													
	Pathankot	0	0	0	0	0	0	0	0	0	0	0	0
	sujanpur	0	0	0	0	0	0	0	0	0	0	0	0
	Sub-Total	0	0	0	0	0	0	0	0	0	0	0	0
	Grand Total	8	2539	73	10487801	36	33347	1145	708639720	0	0	0	0

Educational and Cultural Statistics

Table No. 7.1 No. of Educational Institutions, Scholars, Teachers and their Salaries 2012-13

SN/ Name of the District	Name of the Municipality/ Municipal Corpn.	Central Govt. Institutions												
		Colleges for General Education				Colleges for Professional and Special Education				Research Institutions				
		Institutions (No.)	Scholars (No.)	Teachers (No.)	Salaries & Allowances Paid (Rs.000)	Institutions (No.)	Scholars (No.)	Teachers (No.)	Salaries & Allowances Paid (Rs.000)	Institutions (No.)	Scholars (No.)	Teachers (No.)	Salaries & Allowances Paid (Rs.000)	
1/2	3	4	5	6	7	8	9	10	11	12	13	14	15	
1. Kapurthala														
	Kapurthala	0	0	0	0	0	0	0	0	0	0	0	0	0
	Phagwara	0	0	0	0	0	0	0	0	0	0	0	0	0
	Sultanpur Lodhi	0	0	0	0	0	0	0	0	0	0	0	0	0
	Dhilwan	0	0	0	0	0	0	0	0	0	0	0	0	0
	Begowal	0	0	0	0	0	0	0	0	0	0	0	0	0
	Bhulath	0	0	0	0	0	0	0	0	0	0	0	0	0
	Sub-Total	0	0	0	0	0	0	0	0	0	0	0	0	0
2. Fatehgarh Sahib														
	Amlah	0	0	0	0	0	0	0	0	0	0	0	0	0
	Sirhind	0	0	0	0	0	0	0	0	0	0	0	0	0
	Gobindgarh	0	0	0	0	0	0	0	0	0	0	0	0	0
	Bassi Pathana	0	0	0	0	0	0	0	0	0	0	0	0	0
	Khamano	0	0	0	0	0	0	0	0	0	0	0	0	0
	Sub-Total	0	0	0	0	0	0	0	0	0	0	0	0	0
3. Mansa														
	Mansa	0	0	0	0	0	0	0	0	0	0	0	0	0
	Budhlada	0	0	0	0	0	0	0	0	0	0	0	0	0
	Bareta	0	0	0	0	0	0	0	0	0	0	0	0	0
	Bhikki	0	0	0	0	0	0	0	0	0	0	0	0	0
	Sardulgarh	0	0	0	0	0	0	0	0	0	0	0	0	0
	Sub-Total	0	0	0	0	0	0	0	0	0	0	0	0	0
4. Firozpur														
	Firozpur	0	0	0	0	0	0	0	0	1	95	6	3848000	
	Talwandi Bhai	0	0	0	0	0	0	0	0	0	0	0	0	0
	Zira	0	0	0	0	0	0	0	0	0	0	0	0	0
	Guru Har Sahai	0	0	0	0	0	0	0	0	0	0	0	0	0
	Makhu	0	0	0	0	0	0	0	0	0	0	0	0	0
	Mudakki	0	0	0	0	0	0	0	0	0	0	0	0	0
	Malanwali khas	0	0	0	0	0	0	0	0	0	0	0	0	0
	Sub-Total	0	0	0	0	0	0	0	0	1	95	6	3848000	

18. Jalandhar													
	Adampur	0	0	0	0	0	0	0	0	0	0	0	0
	Alawalpur	0	0	0	0	0	0	0	0	0	0	0	0
	Jalandhar	0	0	0	0	0	0	0	0	0	0	0	0
	Kartarpur	0	0	0	0	0	0	0	0	0	0	0	0
	Nakodar	0	0	0	0	0	0	0	0	0	0	0	0
	Noor Mahal	0	0	0	0	0	0	0	0	0	0	0	0
	Phifaur	0	0	0	0	0	0	0	0	0	0	0	0
	Shahkot	0	0	0	0	0	0	0	0	0	0	0	0
	Goraya	0	0	0	0	0	0	0	0	0	0	0	0
	Bhogpur	0	0	0	0	0	0	0	0	0	0	0	0
	Lohian Khas	0	0	0	0	0	0	0	0	0	0	0	0
	Sub-Total	0	0	0	0	0	0	0	0	0	0	0	0
19. Sangrur													
	Malerkotla	0	0	0	0	0	0	0	0	0	0	0	0
	Sangrur	0	0	0	0	0	0	0	0	0	0	0	0
	Sunam	0	0	0	0	0	0	0	0	0	0	0	0
	Dhuri	0	0	0	0	0	0	0	0	0	0	0	0
	Longowal	0	0	0	0	1	2735	58	43732	0	0	0	0
	Ahmedgarh	0	0	0	0	0	0	0	0	0	0	0	0
	Lehragaga	0	0	0	0	0	0	0	0	0	0	0	0
	Bhiwanigarh	0	0	0	0	0	0	0	0	0	0	0	0
	Khanauri	0	0	0	0	0	0	0	0	0	0	0	0
	Cheema	0	0	0	0	0	0	0	0	0	0	0	0
	Dirba	0	0	0	0	0	0	0	0	0	0	0	0
	Moonak	0	0	0	0	0	0	0	0	0	0	0	0
	Sub-Total	0	0	0	0	1	2735	58	43732	0	0	0	0
20. Barnala													
	Barnala	0	0	0	0	0	0	0	0	0	0	0	0
	Tapa	0	0	0	0	0	0	0	0	0	0	0	0
	Bhadaur	0	0	0	0	0	0	0	0	0	0	0	0
	Dhanoula	0	0	0	0	0	0	0	0	0	0	0	0
	Handiaya	0	0	0	0	0	0	0	0	0	0	0	0
	Sub-Total	0	0	0	0	0	0	0	0	0	0	0	0
21. Fazilka													
	Abohar	0	0	0	0	0	0	0	0	0	0	0	0
	Jalalabad	0	0	0	0	0	0	0	0	0	0	0	0
	Fazilka	0	0	0	0	0	0	0	0	0	0	0	0
	Sub-Total	0	0	0	0	0	0	0	0	0	0	0	0
22. Pathankot													
	Pathankot	0	0	0	0	0	0	0	0	0	0	0	0
	sujanpur	0	0	0	0	0	0	0	0	0	0	0	0
	Sub-Total	0	0	0	0	0	0	0	0	0	0	0	0
	Grand Total	0	0	0	0	3	3631	151	68942460	1	95	6	3848000

Educational and Cultural Statistics

Table No. 7.2 No. of Educational Institutions, Scholars, Teachers and their Salaries 2012-13

SN/ Name of the District	Name of the Municipality/ Municipal Corpn.	State Govt. Institutions												
		Nursery and Primary Schools				Middle, High and Senior Secondary Schools				Schools for Professional and Special Education				
		Institutions (No.)	Scholars (No.)	Teachers (No.)	Salaries & Allowances Paid (Rs.000)	Institutions (No.)	Scholars (No.)	Teachers (No.)	Salaries & Allowances Paid (Rs.000)	Institutions (No.)	Scholars (No.)	Teachers (No.)	Salaries & Allowances Paid (Rs.000)	
1/2	3	4	5	6	7	8	9	10	11	12	13	14	15	
1. Kapurthala														
	Kapurthala	10	2314	38	17984000	3	2768	108	59288135	1	197	11	6612298	
	Phagwara	12	2580	40	19360000	3	1675	75	45105323	0	0	0	0	
	Sultanpur Lodhi	2	516	7	3276000	3	1123	49	25670859	0	0	0	0	
	Dhilwan	3	227	8	3888000	2	557	25	18039064	0	0	0	0	
	Begowal	1	284	5	2345000	2	312	16	10988217	0	0	0	0	
	Bhulath	5	487	11	5312000	1	614	17	11866197	0	0	0	0	
	Sub-Total	33	6408	109	52165000	14	7049	290	170957795	1	197	11	6612298	
2. Fatehgarh Sahib														
	Amloh	5	358	9	5476350	2	1940	52	26996136	0	0	0	0	
	Sirhind	6	500	19	1864505	5	2727	100	53034484	0	0	0	0	
	Gobindgarh	8	751	26	2648979	2	2160	66	33541853	0	0	0	0	
	Bassi Pathana	3	329	19	2078445	2	1152	46	26950499	0	0	0	0	
	Khamano	0	0	0	0	3	1216	37	16942698	0	0	0	0	
	Sub-Total	22	1938	73	12068279	14	9195	301	157465670	0	0	0	0	
3. Mansa														
	Mansa	8	1133	34	19599000	3	2783	112	56673000	1	72	4	1019000	
	Budhlada	4	525	19	9040000	2	1982	61	40732000	1	355	30	11424000	
	Bareta	5	661	11	5280000	3	1209	44	23390000	0	0	0	0	
	Bhikhi	2	763	7	3071000	2	1359	37	9652000	0	0	0	0	
	Sardulgarh	2	560	10	3350000	2	1687	33	24751000	0	0	0	0	
	Sub-Total	21	3642	81	40340000	12	9020	287	155198000	2	427	34	12443000	
4. Firozpur														
	Firozpur	9	980	29	9970000	0	0	0	0	5	2150	120	3226000	
	Talwandi Bhai	2	515	9	2533000	1	1295	28	7055000	1	485	16	5074000	
	Zira	2	675	16	8284000	1	925	36	11075000	2	925	24	8815000	
	Guru Har Sahai	2	137	6	22000	0	0	0	0	2	1520	36	11518000	
	Makhu	3	415	10	2343000	2	1074	17	4535000	0	0	0	0	
	Mudakki	1	395	7	2499000	2	649	25	8440000	0	0	0	0	
	Malanwali khas	12	556	14	4620000	1	747	5	1680000	0	0	0	0	
	Sub-Total	31	3673	91	30271000	7	4690	111	32785000	10	5080	196	28633000	

5. Ludhiana													
	Ludhiana	85	16874	292	122729	48	21436	926	479456	5	1024	76	26330
	Samrala	2	197	7	2219	3	3129	67	30248	0	0	0	0
	Khanna	8	1237	21	7675	5	1902	60	26011	0	0	0	0
	Doraha	2	423	9	6442	2	681	33	18265	0	0	0	0
	Jagraon	9	1094	32	13059	3	1893	58	26516	1	104	9	4161
	Raikot	3	1207	23	9724	4	1737	65	29900	0	0	0	0
	Mulanpur	1	291	8	2439	2	328	11	4946	0	0	0	0
	Payal	1	179	5	606	2	1012	31	23591	0	0	0	0
	Machhiwara	2	502	8	1811	2	1852	45	34642	0	0	0	0
	Maloud	3	308	7	1964	2	953	23	11982	0	0	0	0
	Sahnewal	2	467	5	1254	0	0	0	0	0	0	0	0
	Sub-Total	118	22779	417	169922	73	34923	1319	685557	6	1128	85	30491
6. Patiala													
	Ghagga	2	278	6	4672406	1	940	19	7270010	0	0	0	0
	Bhadson	1	364	5	4024442	2	1325	41	3112225	0	0	0	0
	Ghanaur	1	300	9	3300000	1	1050	34	15648000	0	0	0	0
	Nabha	12	862	12	2023976	3	3559	110	20721766	4	712	74	21398862
	Patiala	55	8664	259	1243582801	15	12425	565	319386820	3	1520	85	351326739
	Patran	1	359	8	1654215	1	892	18	7072415	0	0	0	0
	Rajpura	14	1225	31	1180013	5	572	209	113558103	1	302	12	16243061
	Samana	9	3153	47	1789052	2	1683	53	28942662	0	0	0	0
	Sanaur	2	412	11	1855312	2	1412	62	72708564	0	0	0	0
	Sub-Total	97	15617	388	1264082217	32	23858	1111	588420565	8	2534	171	388968662
7. Amritsar													
	Amritsar	82	17105	385	105078820	49	25860	915	56826456	1	165	7	3588000
	Jandiala	0	0	0	0	0	0	0	0	0	0	0	0
	Ramdas	3	1031	9	1184608	1	1404	28	6312629	0	0	0	0
	Majitha	0	0	0	0	0	0	0	0	0	0	0	0
	Rayya	0	0	0	0	0	0	0	0	0	0	0	0
	Raja Sansi	3	560	11	3620000	1	1190	52	20400000	0	0	0	0
	Ajnala	0	0	0	0	2	1794	50	14600000	0	0	0	0
	Sub-Total	88	18696	405	109883428	53	30248	1045	98139085	1	165	7	3588000
8. Tarn Taran													
	Tarn Taran	9	1188	26	12215255	2	3565	101	9719601	0	0	0	0
	Patti	6	1184	27	12537874	2	2047	56	4165302	1	167	32	10302442
	Khemkaran	3	546	8	26139723	2	1008	18	501954	0	0	0	0
	Sub-Total	18	2918	61	50892852	6	6620	175	14386857	1	167	32	10302442

9. Hoshiarpur													
	Sham Churasi	2	446	7	1502618	0	0	0	0	0	0	0	0
	Hoshiarpur	14	2150	29	9189313	6	10700	215	112815457	3	1371	36	15245408
	Haryana	3	1175	16	3877650	0	0	0	0	0	0	0	0
	Gardhiwal	2	1470	13	2672414	0	0	0	0	0	0	0	0
	Garh Shankar	2	295	7	2875000	0	0	0	0	1	385	13	3493070
	Tanda	8	491	17	2970480	2	940	48	15280980	0	0	0	0
	Dasuya	4	338	7	2542217	3	1229	56	20956818	0	0	0	0
	Mukerian	1	229	5	991998	1	398	23	9318523	0	0	0	0
	Mahilpur	0	0	0	0	0	0	0	0	0	0	0	0
	Talwara	4	332	7	2642761	3	1222	56	23816041	0	0	0	0
	Sub-Total	40	6926	108	29264451	15	14489	398	182187819	4	1756	49	18738478
10. Shaheed Bhagat Singh Nagar													
	S.B.S. Nagar	5	955	9	5380000	1	1260	40	29910000	1	295	24	5020000
	Banga	3	250	9	2708000	2	1510	42	16610000	0	0	0	0
	Balachaur	4	220	13	4242000	3	1410	34	17315000	0	0	0	0
	Rahon	2	380	7	3030000	3	1190	40	11583000	0	0	0	0
	Sub-Total	14	1805	38	63780000	9	5370	156	75418000	1	295	24	5020000
11. Gurdaspur													
	Qadian	2	116	5	17	1	201	10	25	1	112	9	31
	Shri Hargobindpur	4	296	13	30	2	1154	43	129	0	0	0	0
	Dina Nagar	5	558	20	46	3	2101	68	55	0	0	0	0
	Batala	30	2876	69	105	5	3062	135	299	1	221	15	47
	Dhariwal	3	291	12	37	1	221	14	39	0	0	0	0
	Dera Baba Nanak	3	129	4	12	2	685	16	54	0	0	0	0
	Gurdaspur	26	1830	92	116	2	2432	165	162	0	0	0	0
	Fatehgarh Churian	2	172	5	11	2	834	23	51	2	124	5	28
	Sub-Total	75	6268	220	374	18	10690	474	814	4	457	29	106
12. Faridkot													
	Faridkot	11	2985	49	27165	11	2869	129	11517	2	600	65	32487
	Kotkapura	11	2843	63	34927	5	3193	109	60419	0	0	0	0
	Jaitu	9	1637	21	11642	3	1977	67	37154	0	0	0	0
	Sub-Total	31	7465	133	73734	19	8039	305	109090	2	600	65	32487
13. Muktsar													
	Gidderbaha	4	1580	27	332300	2	659	25	1361900	1	34	3	891776
	Bari Wala	1	285	6	237000	1	758	35	525000	0	0	0	0
	Malout	12	2113	65	712900	5	3421	114	1643300	0	0	0	0
	Muktsar	14	2603	73	741700	4	3173	121	1592700	1	27	6	1231782
	Sub-Total	31	6581	171	2023900	12	8011	295	5122900	2	61	9	2123558

14. Moga													
	Dharamkot	3	721	8	3446292	2	600	18	7727875	0	0	0	0
	Badhni Kalan	0	0	0	0	2	500	25	12140444	0	0	0	0
	Bagha Purana	3	1022	18	5517853	2	2953	98	45344194	0	0	0	0
	Moga	11	2528	59	22500619	6	4420	105	52202772	0	0	0	0
	Sub-Total	17	4271	85	31464764	12	8473	246	117415285	0	0	0	0
15. Rupnagar													
	Rupnagar	9	570	23	4790000	2	1089	53	41355000	3	601	48	18877000
	Morinda	2	235	6	2380000	1	485	39	18207000	1	49	4	2004000
	Anadpur Sahib	3	492	15	5916000	1	1075	31	16100000	1	202	11	1835000
	Nangal	7	615	16	4201000	2	1817	62	38364000	1	445	31	15320000
	Chamkaur Sahib	4	176	16	4317000	3	641	33	14354000	0	0	0	0
	Sub-Total	25	2088	76	21604000	9	5107	218	128380000	6	1297	94	38036000
16. Sahibzada Ajit Singh Nagar													
	S.A.S. Nagar	12	2172	38	8670	1	1674	105	36348	1	300	7	1198
	Kurali	3	525	13	3128	1	1132	39	9724	0	0	0	0
	Kharar	9	754	29	5489	1	564	30	3620	1	86	6	1962
	Dera Bassi	1	109	3	611	1	1027	37	8634	0	0	0	0
	Zirakpur	6	2255	21	7457	3	668	28	6062	0	0	0	0
	Naya-Gaon	3	268	9	2354	3	298	13	3719	6	526	10	2082
	Banur	4	485	13	1289	1	730	45	17267	1	71	5	979
	Lalru	1	114	4	809	1	902	10	2912	0	0	0	0
	Sub-Total	39	6682	130	29807	12	6995	307	88286	9	983	28	6221
17. Bathinda													
	Bathinda	24	4745	122	59488692	10	3613	220	99565	3	776	52	27922
	Bhucho	3	586	15	525336	2	905	45	20809	0	0	0	0
	Goniana	1	178	5	2162629	2	1421	51	17885	0	0	0	0
	Kot Fattah	2	172	6	1967892	1	605	38	18603	0	0	0	0
	Maur	1	245	5	1506538	3	1597	53	24708	0	0	0	0
	Rama	2	308	8	2892930	1	617	25	15635	0	0	0	0
	Rampura Phool	4	804	19	8243898	5	2732	112	52852	0	0	0	0
	Sangat	1	158	5	1730020	1	644	27	11502	0	0	0	0
	Talwandi Sabo	2	482	6	2518988	1	940	27	11592	0	0	0	0
	Bhgta	0	0	0	0	0	0	0	0	0	0	0	0
	Sub-Total	40	7678	191	81036923	26	13074	598	273151	3	776	52	27922

18. Jalandhar													
	Adampur	4	528	15	3428000	2	1529	69	21952000	0	0	0	0
	Alawalpur	3	217	6	1382000	1	5012	18	5485000	0	0	0	0
	Jalandhar	82	16010	482	16775800	54	20872	874	29365800	2	560	56	19424000
	Kartarpur	4	413	10	3362000	1	857	30	10268000	1	24	2	663000
	Nakodar	5	478	18	4539000	2	1607	54	18149000	1	26	2	667000
	Noor Mahal	4	322	7	1850000	1	959	28	9255000	0	0	0	0
	Philaur	4	534	7	1849000	2	1564	72	23772000	0	0	0	0
	Shahkot	3	267	6	1585000	2	828	29	9284000	0	0	0	0
	Goraya	3	312	8	2115000	3	1405	52	18409000	0	0	0	0
	Bhogpur	3	411	9	2377000	2	1645	66	10408000	1	38	3	996000
	Lohian Khas	2	205	6	2144000	2	1078	28	8354000	0	0	0	0
	Sub-Total	117	19697	574	41406800	72	37356	1320	164701800	5	648	63	21750000
19. Sangrur													
	Malerkotla	12	1469	35	13311	4	2133	67	32579	1	211	6	2879
	Sangrur	11	1091	40	20448	2	2650	110	61004	1	76	4	1405
	Sunam	4	370	11	4716	3	2551	87	36329	2	550	29	11906
	Dhuri	2	345	5	1993	3	1102	47	16562	1	50	3	217
	Longowal	5	472	6	2394	2	1646	51	22826	0	0	0	0
	Ahmedgarh	2	162	3	1170	1	172	9	3845	1	39	2	545
	Lehragaga	2	266	6	2664	2	1484	38	16164	2	1412	32	14956
	Bhiwanigarh	4	710	18	7996	2	1842	51	33510	0	0	0	0
	Khanauri	3	792	8	2509	2	914	18	8826	0	0	0	0
	Cheema	0	0	0	0	1	1330	28	15035	0	0	0	0
	Dirba	1	457	4	1596	1	714	25	11670	0	0	0	0
	Moonak	1	239	4	1915	2	1725	19	10209	1	78	1	558
	Sub-Total	47	6373	140	60712	25	18263	550	268559	9	2416	77	32466
20. Barnala													
	Barnala	16	2634	58	217800	6	2580	178	721700	1	187	11	53
	Tapa	6	686	14	170000	2	1306	37	149000	0	0	0	0
	Bhadaur	5	865	10	424200	2	1252	32	140800	0	0	0	0
	Dhanoula	6	879	18	725790	3	1188	49	215500	0	0	0	0
	Handiaya	2	520	16	633600	1	490	18	80700	0	0	0	0
	Sub-Total	35	5584	116	2171390	14	6816	314	1307700	1	187	11	53
21. Fazilka													
	Abohar	8	1231	34	8492000	5	2110	80	26145000	1	1694	45	14184000
	Jalalabad	2	275	13	2932000	0	0	0	0	2	2734	65	19981000
	Fazilka	8	1015	26	6793000	1	70	6	1879000	3	2614	100	27935000
	Sub-Total	18	2521	73	18217000	6	2180	86	28024000	6	7042	210	62100000
22. Pathankot													
	Pathankot	14	3730	85	14290000	9	4105	38	8108000	0	0	0	0
	sujanpur	4	290	13	3201000	2	1150	43	13240000	0	0	0	0
	Sub-Total	18	4020	98	17491000	11	5255	81	21348000	0	0	0	0
	Grand Total	975	163630	3778	1868497553	471	275721	9987	1942683933	81	26216	1247	598445184

Educational and Cultural Statistics

Table No. 7.3 No. of Educational Institutions, Scholars, Teachers and their Salaries 2012-13

SN/ Name of the District	Name of the Municipality/ Municipal Corpn.	State Govt. Institutions												
		Colleges for General Education				Colleges for Professional and Special Education				Research Institutions				
		Institutions (No.)	Scholars (No.)	Teachers (No.)	Salaries & Allowances Paid (Rs.000)	Institutions (No.)	Scholars (No.)	Teachers (No.)	Salaries & Allowances Paid (Rs.000)	Institutions (No.)	Scholars (No.)	Teachers (No.)	Salaries & Allowances Paid (Rs.000)	
1/2	3	4	5	6	7	8	9	10	11	12	13	14	15	
1. Kapurthala														
	Kapurthala	1	1691	35	86408000	1	197	11	6612298	0	0	0	0	
	Phagwara	0	0	0	0	0	0	0	0	0	0	0	0	
	Sultanpur Lodhi	0	0	0	0	0	0	0	0	0	0	0	0	
	Dhilwan	0	0	0	0	0	0	0	0	0	0	0	0	
	Begowal	0	0	0	0	0	0	0	0	0	0	0	0	
	Bhulath	1	341	7	8764000	0	0	0	0	0	0	0	0	
	Sub-Total	2	2032	42	95172000	1	197	11	6612298	0	0	0	0	
2. Fatehgarh Sahib														
	Amlah	0	0	0	0	0	0	0	0	0	0	0	0	
	Sirhind	0	0	0	0	1	89	0	0	0	0	0	0	
	Gobindgarh	1	342	4	8069414	0	0	0	0	0	0	0	0	
	Bassi Pathana	0	0	0	0	1	529	20	10143812	0	0	0	0	
	Khamano	0	0	0	0	0	0	0	0	0	0	0	0	
	Sub-Total	1	342	4	8069414	2	618	20	10143812	0	0	0	0	
3. Mansa														
	Mansa	1	1470	31	11620000	0	0	0	0	0	0	0	0	
	Budhlada	0	0	0	0	0	0	0	0	0	0	0	0	
	Bareta	0	0	0	0	0	0	0	0	0	0	0	0	
	Bhikhi	0	0	0	0	0	0	0	0	0	0	0	0	
	Sardulgarh	0	0	0	0	0	0	0	0	0	0	0	0	
	Sub-Total	1	1470	31	11620000	0	0	0	0	0	0	0	0	
4. Firozpur														
	Firozpur	0	0	0	0	1	495	20	6640000	0	0	0	0	
	Talwandi Bhai	0	0	0	0	0	0	0	0	0	0	0	0	
	Zira	0	0	0	0	0	0	0	0	0	0	0	0	
	Guru Har Sahai	0	0	0	0	0	0	0	0	0	0	0	0	
	Makhu	0	0	0	0	0	0	0	0	0	0	0	0	
	Mudakki	0	0	0	0	0	0	0	0	0	0	0	0	
	Malanwali khas	0	0	0	0	0	0	0	0	0	0	0	0	
	Sub-Total	0	0	0	0	1	495	20	6640000	0	0	0	0	

9. Hoshiarpur													
	Sham Churasi	0	0	0	0	0	0	0	0	0	0	0	0
	Hoshiarpur	1	4612	100	30872450	2	1179	69	18955300	0	0	0	0
	Haryana	0	0	0	0	0	0	0	0	0	0	0	0
	Gardhiwal	0	0	0	0	0	0	0	0	0	0	0	0
	Garh Shankar	0	0	0	0	0	0	0	0	0	0	0	0
	Tanda	1	1206	26	5984290	0	0	0	0	0	0	0	0
	Dasuya	0	0	0	0	0	0	0	0	0	0	0	0
	Mukerian	1	2240	82	26488713	1	302	20	5700000	0	0	0	0
	Mahilpur	1	2210	80	26414510	1	46	6	35000000	0	0	0	0
	Talwara	0	0	0	0	0	0	0	0	0	0	0	0
	Sub-Total	4	10268	288	89759963	4	1527	95	59655300	0	0	0	0
10. Shaheed Bhagat Singh Nagar													
	S.B.S. Nagar	0	0	0	0	0	0	0	0	0	0	0	0
	Banga	0	0	0	0	0	0	0	0	0	0	0	0
	Balachaur	0	0	0	0	1	40	3	1083000	0	0	0	0
	Rahon	0	0	0	0	0	0	0	0	0	0	0	0
	Sub-Total	0	0	0	0	1	40	3	1083000	0	0	0	0
11. Gurdaspur													
	Qadian	0	0	0	0	0	0	0	0	0	0	0	0
	Shri Hargobindpur	0	0	0	0	0	0	0	0	0	0	0	0
	Sujanpur												
	Dina Nagar	0	0	0	0	0	0	0	0	0	0	0	0
	Batala	0	0	0	0	0	0	0	0	0	0	0	0
	Dhariwal	0	0	0	0	0	0	0	0	0	0	0	0
	Dera Baba Nanak	0	0	0	0	0	0	0	0	0	0	0	0
	Gurdaspur	1	1285	145	331					0	0	0	0
	Fatehgarh Churian	0	0	0	0	0	0	0	0	0	0	0	0
	Sub-Total	1	1285	145	331	0	0	0	0	0	0	0	0
12. Faridkot													
	Faridkot	0	0	0	0	2	600	65	32487616	0	0	0	0
	Kotkapura	0	0	0	0	0	0	0	0	0	0	0	0
	Jaitu	0	0	0	0	0	0	0	0	0	0	0	0
	Sub-Total	0	0	0	0	2	600	65	32487616	0	0	0	0
13. Muktsar													
	Gidderbaha	1	2301	16	145958	0	0	0	0	0	0	0	0
	Bari Wala	0	0	0	0	0	0	0	0	0	0	0	0
	Malout	0	0	0	0	1	220	5	1323653	0	0	0	0
	Muktsar	0	0	0	0	2	403	11	1811967	2	1615	36	6293267
	Sub-Total	1	2301	16	145958	3	623	16	3135620	2	1615	36	6293267
14. Moga													

	Dharamkot	0	0	0	0	0	0	0	0	0	0	0	0
	Badhni Kalan	0	0	0	0	0	0	0	0	0	0	0	0
	Bagha Purana	0	0	0	0	0	0			0	0	0	0
	Moga	0	0	0	0	1	407	30	22757449	0	0	0	0
	Sub-Total	0	0	0	0	1	407	30	22757449	0	0	0	0
15. Rupnagar													
	Rupnagar	1	2456	68	51597000	0	0	0	0	0	0	0	0
	Morinda	0	0	0	0	0	0	0	0	0	0	0	0
	Anadpur Sahib	0	0	0	0	0	0	0	0	0	0	0	0
	Nangal	0	0	0	0	0	0	0	0	0	0	0	0
	Chamkaur Sahib	0	0	0	0	0	0	0	0	0	0	0	0
	Sub-Total	1	2456	68	51597000	0	0	0	0	0	0	0	0
16. Sahibzada Ajit Singh Nagar													
	S.A.S. Nagar	1	1022	55	37104	0	0	0	0	0	0	0	0
	Kurali	0	0	0	0	0	0	0	0	0	0	0	0
	Kharar	0	0	0	0	0	0	0	0	0	0	0	0
	Dera Bassi	1	1502	22	16402	0	0	0	0	0	0	0	0
	Zirakpur	0	0	0	0	0	0	0	0	0	0	0	0
	Naya-Gaon	0	0	0	0	0	0	0	0	0	0	0	0
	Banur	0	0	0	0	0	0	0	0	0	0	0	0
	Lalru	0	0	0	0	0	0	0	0	0	0	0	0
	Sub-Total	2	2524	77	53506	0	0	0	0	0	0	0	0
17. Bathinda													
	Bathinda	1	3216	48	60786	2	3753	118	114459	0	0	0	0
	Bhucho	0	0	0	0	0	0	0	0	0	0	0	0
	Goniana	0	0	0	0	0	0	0	0	0	0	0	0
	Kot Fattah	0	0	0	0	0	0	0	0	0	0	0	0
	Maur	0	0	0	0	0	0	0	0	0	0	0	0
	Rama	0	0	0	0	0	0	0	0	0	0	0	0
	Rampura Phool	0	0	0	0	0	0	0	0	0	0	0	0
	Sangat	0	0	0	0	0	0	0	0	0	0	0	0
	Talwandi Sabo	0	0	0	0	1	2280	87	31723	0	0	0	0
	Bhgta	0	0	0	0	0	0	0	0	0	0	0	0
	Sub-Total	1	3216	48	60786	3	6033	205	146182	0	0	0	0

18. Jalandhar													
	Adampur	0	0	0	0	0	0	0	0	0	0	0	0
	Alawalpur	0	0	0	0	0	0	0	0	0	0	0	0
	Jalandhar	1	302	26	12639000	5	2396	165	67892000	0	0	0	0
	Kartarpur	0	0	0	0	0	0	0	0	0	0	0	0
	Nakodar	0	0	0	0	0	0	0	0	0	0	0	0
	Noor Mahal	0	0	0	0	0	0	0	0	0	0	0	0
	Phifaur	0	0	0	0	0	0	0	0	0	0	0	0
	Shahkot	0	0	0	0	0	0	0	0	0	0	0	0
	Goraya	0	0	0	0	0	0	0	0	0	0	0	0
	Bhogpur	0	0	0	0	0	0	0	0	0	0	0	0
	Lohian Khas	0	0	0	0	0	0	0	0	0	0	0	0
	Sub-Total	1	302	26	12639000	5	2396	165	67892000	0	0	0	0
19. Sangrur													
	Malerkotla	1	2926	34	22609	0	0	0	0	0	0	0	0
	Sangrur	1	2820	38	23271	0	0	0	0	0	0	0	0
	Sunam	1	2267	34	21943	0	0	0	0	0	0	0	0
	Dhuri	0	0	0	0	0	0	0	0	0	0	0	0
	Longowal	0	0	0	0	0	0	0	0	0	0	0	0
	Ahmedgarh	0	0	0	0	0	0	0	0	0	0	0	0
	Lehragaga	0	0	0	0	2	1412	32	1495600	0	0	0	0
	Bhiwanigarh	0	0	0	0	0	0	0	0	0	0	0	0
	Khanauri	0	0	0	0	0	0	0	0	0	0	0	0
	Cheema	0	0	0	0	0	0	0	0	0	0	0	0
	Dirba	0	0	0	0	0	0	0	0	0	0	0	0
	Moonak	0	0	0	0	0	0	0	0	0	0	0	0
	Sub-Total	3	8013	106	67823	2	1412	32	1495600	0	0	0	0
20. Barnala													
	Barnala	0	0	0	0	0	0	0	0	0	0	0	0
	Tapa	0	0	0	0	0	0	0	0	0	0	0	0
	Bhadaur	0	0	0	0	0	0	0	0	0	0	0	0
	Dhanoula	0	0	0	0	0	0	0	0	0	0	0	0
	Handiaya	0	0	0	0	0	0	0	0	0	0	0	0
	Sub-Total	0	0	0	0	0	0	0	0	0	0	0	0
21. Fazilka													
	Abohar	0	0	0	0	0	0	0	0	0	0	0	0
	Jalalabad	0	0	0	0	0	0	0	0	0	0	0	0
	Fazilka	1	522	25	5722000	0	0	0	0	0	0	0	0
	Sub-Total	1	522	25	5722000	0	0	0	0	0	0	0	0
22. Pathankot													
	Pathankot	0	0	0	0	0	0	0	0	0	0	0	0
	sujanpur	0	0	0	0	0	0	0	0	0	0	0	0
	Sub-Total	0	0	0	0	0	0	0	0	0	0	0	0
	Grand Total	26	50173	1187	345423104	36	18749	910	468602793	3	1996	59	6306242

9. Hoshiarpur													
	Sham Churasi	1	125	3	2495000	0	0	0	0	0	0	0	0
	Hoshiarpur	0	0	0	0	0	0	0	0	1	155	3	796000
	Haryana	0	0	0	0	0	0	0	0	0	0	0	0
	Gardhiwal	0	0	0	0	0	0	0	0	0	0	0	0
	Garh Shankar	0	0	0	0	0	0	0	0	0	0	0	0
	Tanda	3	190	8	940800	0	0	0	0	0	0	0	0
	Dasuya	0	0	0	0	0	0	0	0	0	0	0	0
	Mukerian	0	0	0	0	0	0	0	0	0	0	0	0
	Mahilpur	0	0	0	0	0	0	0	0	0	0	0	0
	Talwara	0	0	0	0	0	0	0	0	0	0	0	0
	Sub-Total	4	315	11	3435800	0	0	0	0	1	155	3	796000
10. Shaheed Bhagat Singh Nagar													
	S.B.S. Nagar	0	0	0	0	0	0	0	0	0	0	0	0
	Banga	0	0	0	0	0	0	0	0	0	0	0	0
	Balachaur	0	0	0	0	0	0	0	0	0	0	0	0
	Rahon	0	0	0	0	0	0	0	0	0	0	0	0
	Sub-Total	0	0	0	0	0	0	0	0	0	0	0	0
11. Gurdaspur													
	Qadian	0	0	0	0	1	488	15	36	0	0	0	0
	Shri Hargobindpur	0	0	0	0	0	0	0	0	0	0	0	0
	Sujanpur												
	Dina Nagar	0	0	0	0	0	0	0	0	0	0	0	0
	Batala	0	0	0	0	0	0	0	0	0	0	0	0
	Dhariwal	0	0	0	0	0	0	0	0	0	0	0	0
	Dera Baba Nanak	0	0	0	0	0	0	0	0	0	0	0	0
	Gurdaspur	0	0	0	0	0	0	0	0	0	0	0	0
	Fatehgarh Churian	2	164	3	27	0	0	0	0	0	0	0	0
	Sub-Total	2	164	3	27	1	488	15	36	0	0	0	0
12. Faridkot													
	Faridkot	0	0	0	0	0	0	0	0	0	0	0	0
	Kotkapura	0	0	0	0	0	0	0	0	0	0	0	0
	Jaitu	0	0	0	0	0	0	0	0	0	0	0	0
	Sub-Total	0	0	0	0	0	0	0	0	0	0	0	0
13. Muktsar													
	Gidderbaha	0	0	0	0	0	0	0	0	0	0	0	0
	Bari Wala	0	0	0	0	0	0	0	0	0	0	0	0
	Malout	0	0	0	0	0	0	0	0	0	0	0	0
	Muktsar	0	0	0	0	0	0	0	0	0	0	0	0
	Sub-Total	0	0	0	0	0	0	0	0	0	0	0	0
14. Moga													

18. Jalandhar													
	Adampur	0	0	0	0	0	0	0	0	0	0	0	0
	Alawalpur	0	0	0	0	0	0	0	0	0	0	0	0
	Jalandhar	0	0	0	0	0	0	0	0	0	0	0	0
	Kartarpur	3	66	7	2112000	0	0	0	0	0	0	0	0
	Nakodar	0	0	0	0	0	0	0	0	0	0	0	0
	Noor Mahal	0	0	0	0	0	0	0	0	0	0	0	0
	Philaur	0	0	0	0	0	0	0	0	0	0	0	0
	Shahkot	0	0	0	0	0	0	0	0	0	0	0	0
	Goraya	0	0	0	0	0	0	0	0	0	0	0	0
	Bhogpur	1	72	2	718000	0	0	0	0	0	0	0	0
	Lohian Khas	0	0	0	0	0	0	0	0	0	0	0	0
	Sub-Total	4	138	9	2830000	0	0	0	0	0	0	0	0
19. Sangrur													
	Malerkotla	6	568	13	5665	0	0	0	0	0	0	0	0
	Sangrur	4	468	12	4226	0	0	0	0	0	0	0	0
	Sunam	7	182	13	4524	0	0	0	0	0	0	0	0
	Dhuri	6	312	10	5663	0	0	0	0	0	0	0	0
	Longowal	2	209	7	3555	0	0	0	0	0	0	0	0
	Ahmedgarh	2	108	2	836	0	0	0	0	0	0	0	0
	Lehragaga	4	566	11	5761	0	0	0	0	0	0	0	0
	Bhiwanigarh	0	0	0	0	0	0	0	0	0	0	0	0
	Khanauri	0	0	0	0	0	0	0	0	0	0	0	0
	Cheema	2	373	9	3399	0	0	0	0	0	0	0	0
	Dirba	1	41	2	945	0	0	0	0	0	0	0	0
	Moonak	2	450	8	3308	0	0	0	0	0	0	0	0
	Sub-Total	36	3277	87	37882	0	0	0	0	0	0	0	0
20. Barnala													
	Barnala	0	0	0	0	0	0	0	0	0	0	0	0
	Tapa	0	0	0	0	0	0	0	0	0	0	0	0
	Bhadaur	0	0	0	0	0	0	0	0	0	0	0	0
	Dhanoula	0	0	0	0	0	0	0	0	0	0	0	0
	Handiaya	0	0	0	0	0	0	0	0	0	0	0	0
	Sub-Total	0	0	0	0	0	0	0	0	0	0	0	0
21. Fazilka													
	Abohar	0	0	0	0	0	0	0	0	0	0	0	0
	Jalalabad	2	108	2	473000	0	0	0	0	0	0	0	0
	Fazilka	1	83	3	1128000	0	0	0	0	0	0	0	0
	Sub-Total	3	191	5	1601000	0	0	0	0	0	0	0	0
22. Pathankot													
	Pathankot	0	0	0	0	0	0	0	0	0	0	0	0
	sujanpur	0	0	0	0	0	0	0	0	0	0	0	0
	Sub-Total	0	0	0	0	0	0	0	0	0	0	0	0
	Grand Total	77	9157	209	15438300	1	488	15	36	3	256	7	1914000

18. Jalandhar													
	Adampur	0	0	0	0	0	0	0	0	0	0	0	0
	Alawalpur	0	0	0	0	0	0	0	0	0	0	0	0
	Jalandhar	0	0	0	0	0	0	0	0	0	0	0	0
	Kartarpur	0	0	0	0	0	0	0	0	0	0	0	0
	Nakodar	0	0	0	0	0	0	0	0	0	0	0	0
	Noor Mahal	0	0	0	0	0	0	0	0	0	0	0	0
	Philaur	0	0	0	0	0	0	0	0	0	0	0	0
	Shahkot	0	0	0	0	0	0	0	0	0	0	0	0
	Goraya	0	0	0	0	0	0	0	0	0	0	0	0
	Bhogpur	0	0	0	0	0	0	0	0	0	0	0	0
	Lohian Khas	0	0	0	0	0	0	0	0	0	0	0	0
	Sub-Total	0	0	0	0	0	0	0	0	0	0	0	0
19. Sangrur													
	Malerkotla	0	0	0	0	0	0	0	0	0	0	0	0
	Sangrur	0	0	0	0	0	0	0	0	0	0	0	0
	Sunam	0	0	0	0	0	0	0	0	0	0	0	0
	Dhuri	0	0	0	0	0	0	0	0	0	0	0	0
	Longowal	0	0	0	0	0	0	0	0	0	0	0	0
	Ahmedgarh	0	0	0	0	0	0	0	0	0	0	0	0
	Lehragaga	0	0	0	0	0	0	0	0	0	0	0	0
	Bhiwanigarh	0	0	0	0	0	0	0	0	0	0	0	0
	Khanauri	0	0	0	0	0	0	0	0	0	0	0	0
	Cheema	0	0	0	0	0	0	0	0	0	0	0	0
	Dirba	0	0	0	0	0	0	0	0	0	0	0	0
	Moonak	0	0	0	0	0	0	0	0	0	0	0	0
	Sub-Total	0	0	0	0	0	0	0	0	0	0	0	0
20. Barnala													
	Barnala	0	0	0	0	0	0	0	0	0	0	0	0
	Tapa	0	0	0	0	0	0	0	0	0	0	0	0
	Bhadaur	0	0	0	0	0	0	0	0	0	0	0	0
	Dhanoula	0	0	0	0	0	0	0	0	0	0	0	0
	Handiaya												
	Sub-Total	0	0	0	0	0	0	0	0	0	0	0	0
21. Fazilka													
	Abohar	0	0	0	0	0	0	0	0	0	0	0	0
	Jalalabad	0	0	0	0	0	0	0	0	0	0	0	0
	Fazilka	0	0	0	0	0	0	0	0	0	0	0	0
	Sub-Total	0	0	0	0	0	0	0	0	0	0	0	0
22. Pathankot													
	Pathankot	0	0	0	0	0	0	0	0	0	0	0	0
	sujanpur	0	0	0	0	0	0	0	0	0	0	0	0
	Sub-Total	0	0	0	0	0	0	0	0	0	0	0	0
	Grand Total	0	0	0	0	2	1268	86	22757511	0	0	0	0

5. Ludhiana													
	Ludhiana	5	1418	22	7483	26	31234	582	250414	0	0	0	0
	Samrala	0	0	0	0	0	0	0	0	0	0	0	0
	Khanna	1	213	3	864	5	5012	141	37165	0	0	0	0
	Doraha	0	0	0	0	1	1123	21	4940	0	0	0	0
	Jagraon	0	0	0	0	5	3037	63	24456	0	0	0	0
	Raikot	0	0	0	0	1	512	7	2715	0	0	0	0
	Mulanpur	0	0	0	0	0	0	0	0	0	0	0	0
	Payal	0	0	0	0	0	0	0	0	0	0	0	0
	Machhiwara	0	0	0	0	0	0	0	0	0	0	0	0
	Maloud	0	0	0	0	0	0	0	0	0	0	0	0
	Sahnawal	1	205	2	815	0	0	0	0	0	0	0	0
	Sub-Total	7	1836	27	9162	38	40918	814	319690	0	0	0	0
6. Patiala													
	Ghagga	0	0	0	0	0	0	0	0	0	0	0	0
	Bhadson	0	0	0	0	0	0	0	0	0	0	0	0
	Ghanaur	0	0	0	0	0	0	0	0	0	0	0	0
	Nabha	0	0	0	0	6	2365	61	23148053	0	0	0	0
	Patiala	0	0	0	0					1	1110	60	2272324
	Patran	0	0	0	0	0	0	0	0	0	0	0	0
	Rajpura	0	0	0	0	4	2234	38	17040460	0	0	0	0
	Samana	0	0	0	0	2	888	16	5884885	0	0	0	0
	Sanaur	0	0	0	0	0	0	0	0	0	0	0	0
	Sub-Total	0	0	0	0	12	5487	115	46073398	1	1110	60	2272324
7. Amritsar													
	Amritsar	23	5060	72	25280000	29	26260	617	21883200	0	0	0	0
	Jandiala	0	0	0	0	0	0	0	0	0	0	0	0
	Ramdass	0	0	0	0	2	1989	28	3020000	0	0	0	0
	Majitha	0	0	0	0	0	0	0	0	0	0	0	0
	Rayya	1	95	2	816000	0	0	0	0	0	0	0	0
	Raja Sansi	0	0	0	0	0	0	0	0	0	0	0	0
	Ajnala	4	620	16	4820000	0	0	0	0	0	0	0	0
	Sub-Total	28	5775	90	30916000	31	28249	645	24903200	0	0	0	0
8. Tarn Taran													
	Tarn Taran	2	629	8	86589675	3	5288	62	1390291	0	0	0	0
	Patti	0	0	0	0	3	6128	54	1266577	0	0	0	0
	Khemkaran	0	0	0	0	0	0	0	0	0	0	0	0
	Sub-Total	2	629	8	86589675	6	11416	116	2656868	0	0	0	0

9. Hoshiarpur

Sham Churasi	6	1360	22	4995000	3	1805	26	8300000	0	0	0	0
Hoshiarpur	1	579	17	3442423	2	1728	31	4928364	0	0	0	0
Haryana	0	0	0	0	4	2655	176	38205500	0	0	0	0
Gardhiwal	0	0	0	0	4	3490	73	15253405	0	0	0	0
Garh Shankar	2	295	7	2875000	3	2906	73	9439467	0	0	0	0
Tanda	0	0	0	0	1	570	12	1580400	0	0	0	0
Dasuya	0	0	0	0	4	5680	89	24246700	0	0	0	0
Mukerian	0	0	0	0	0	0	0	0	0	0	0	0
Mahilpur	0	0	0	0	0	0	0	0	0	0	0	0
Talwara	0	0	0	0	1	472	10	1975850	0	0	0	0
Sub-Total	9	2234	46	11312423	22	19306	490	103929686	0	0	0	0

10. Shaheed Bhagat Singh Nagar

S.B.S. Nagar	0	0	0	0	7	2036	64	9950000	0	0	0	0
Banga	0	0	0	0	3	780	29	9465000	0	0	0	0
Balachaur	0	0	0	0	3	2180	65	10030000	0	0	0	0
Rahon	0	0	0	0	0	0	0	0	0	0	0	0
Sub-Total	0	0	0	0	13	4996	158	29445000	0	0	0	0

11. Gurdaspur

Qadian	2	460	8	24	3	1900	44	129	1	64	1	13
Shri Hargobindpur	0	0	0	0	0	0	0	0	0	0	0	0
Dina Nagar	0	0	0	0	1	681	24	44	0	0	0	0
Batala	5	1091	20	51	5	2635	70	235	1	98	6	24
Dhariwal	0	0	0	0	6	3029	67	102	0	0	0	0
Dera Baba Nanak	0	0	0	0	0	0	0	0	0	0	0	0
Gurdaspur	0	0	0	0	6	4298	116	200	0	0	0	0
Fatehgarh Churian	1	130	5	20	1	625	12	45	0	0	0	0
Sub-Total	8	1681	33	95	22	13168	333	755	2	162	7	37

12. Faridkot

Faridkot	0	0	0	0	4	2487	32	17741	0	0	0	0
Kotkapura	0	0	0	0	2	1193	18	9979	0	0	0	0
Jaitu	0	0	0	0	2	953	13	7209	0	0	0	0
Sub-Total	0	0	0	0	8	4633	63	34929	0	0	0	0

13. Muktsar

Gidderbaha	0	0	0	0	0	0	0	0	0	0	0	0
Bari Wala	0	0	0	0	0	0	0	0	0	0	0	0
Malout	0	0	0	0	1	213	5	1388798	0	0	0	0
Muktsar	0	0	0	0	2	398	11	1853988	2	1580	36	6323377
Sub-Total	0	0	0	0	3	611	16	3242786	2	1580	36	6323377

18. Jalandhar													
	Adampur	0	0	0	0	0	0	0	0	0	0	0	0
	Alawalpur	0	0	0	0	2	1465	27	6001000	0	0	0	0
	Jalandhar	10	2981	61	11454000	40	36289	799	109315	1	172	18	5306000
	Kartarpur	0	0	0	0	3	1892	38	10493000	0	0	0	0
	Nakodar	1	183	5	3254000	1	879	18	5837000	0	0	0	0
	Noor Mahal	0	0	0	0	1	643	20	5114000	0	0	0	0
	Philaur	0	0	0	0	0	0	0	0	0	0	0	0
	Shahkot	0	0	0	0	0	0	0	0	0	0	0	0
	Goraya	0	0	0	0	1	278	12	2779000	0	0	0	0
	Bhogpur	0	0	0	0	0	0	0	0	0	0	0	0
	Lohian Khas	0	0	0	0	0	0	0	0	0	0	0	0
	Sub-Total	11	3164	66	14708000	48	41446	914	30333315	1	172	18	5306000
19. Sangrur													
	Malerkotla	0	0	0	0	5	4582	112	43172	0	0	0	0
	Sangrur	0	0	0	0	3	1130	19	7681	0	0	0	0
	Sunam	1	58	2	782	2	10258	10	3840	0	0	0	0
	Dhuri	0	0	0	0	3	2454	46	19190	0	0	0	0
	Longowal	0	0	0	0	0	0	0	0	0	0	0	0
	Ahmedgarh	0	0	0	0	3	3125	55	19364	0	0	0	0
	Lehragaga	0	0	0	0	0	0	0	0	0	0	0	0
	Bhiwanigarh	0	0	0	0	0	0	0	0	0	0	0	0
	Khanauri	0	0	0	0	0	0	0	0	0	0	0	0
	Cheema	0	0	0	0	0	0	0	0	0	0	0	0
	Dirba	0	0	0	0	0	0	0	0	0	0	0	0
	Moonak	0	0	0	0	0	0	0	0	0	0	0	0
	Sub-Total	1	58	2	782	16	21549	242	93247	0	0	0	0
20. Barnala													
	Barnala	0	0	0	0	3	2051	37	113	0	0	0	0
	Tapa	0	0	0	0	1	381	8	36	0	0	0	0
	Bhadaur	0	0	0	0	0	0	0	0	0	0	0	0
	Dhanoula	0	0	0	0	0	0	0	0	0	0	0	0
	Handiaya	0	0	0	0	0	0	0	0	0	0	0	0
	Sub-Total	0	0	0	0	4	2432	45	149	0	0	0	0
21. Fazilka													
	Abohar	3	999	8	2215000	4	4982	150	31610000	0	0	0	0
	Jalalabad	0	0	0	0	0	0	0	0	0	0	0	0
	Fazilka	6	1122	23	4015000	4	3818	95	19585000	0	0	0	0
	Sub-Total	9	2121	31	6230000	8	8800	245	51195000	0	0	0	0
22. Pathankot													
	Pathankot	0	0	0	0	5	1350	123	15010000	0	0	0	0
	sujanpur	0	0	0	0	1	730	29	4890000	0	0	0	0
	Sub-Total	0	0	0	0	6	2080	152	19900000	0	0	0	0
	Grand Total	105	37385	709	185961515	290	246429	5079	527322658	6	3024	121	13901738

Educational and Cultural Statistics

Table No. 7.7 No. of Educational Institutions, Scholars, Teachers and their Salaries 2012-13

SN/ Name of the District	Name of the Municipality/ Municipal Corpn.	Other Aided Institutions												
		Colleges for General Education				Colleges for Professional and Special Education				Research Institutions				
		Institutions (No.)	Scholars (No.)	Teachers (No.)	Salaries & Allowances Paid (Rs.000)	Institutions (No.)	Scholars (No.)	Teachers (No.)	Salaries & Allowances Paid (Rs.000)	Institutions (No.)	Scholars (No.)	Teachers (No.)	Salaries & Allowances Paid (Rs.000)	
1/2	3	4	5	6	7	8	9	10	11	12	13	14	15	
1. Kapurthala														
	Kapurthala	1	1628	96	13301455	0	0	0	0	0	0	0	0	0
	Phagwara	3	3522	147	63447879	2	1362	84	42927791	0	0	0	0	0
	Sultanpur Lodhi	2	1036	59	24263668	0	0	0	0	0	0	0	0	0
	Dhilwan	0	0	0	0	0	0	0	0	0	0	0	0	0
	Begowal	1	496	21	8255210	0	0	0	0	0	0	0	0	0
	Bhulath	0	0	0	0	0	0	0	0	0	0	0	0	0
	Sub-Total	7	6682	323	109268212	2	1362	84	42927791	0	0	0	0	0
2. Fatehgarh Sahib														
	Amloh	0	0	0	0	0	0	0	0	0	0	0	0	0
	Sirhind	1	3859	149	6426359	1	3806	174	7780379	0	0	0	0	0
	Gobindgarh	0	0	0	0	0	0	0	0	0	0	0	0	0
	Bassi Pathana	0	0	0	0	0	0	0	0	0	0	0	0	0
	Khamano	0	0	0	0	0	0	0	0	0	0	0	0	0
	Sub-Total	1	3859	149	6426359	1	3806	174	7780379	0	0	0	0	0
3. Mansa														
	Mansa	0	0	0	0	0	0	0	0	0	0	0	0	0
	Budhlada	0	0	0	0	0	0	0	0	0	0	0	0	0
	Bareta	0	0	0	0	0	0	0	0	0	0	0	0	0
	Bhikhi	0	0	0	0	0	0	0	0	0	0	0	0	0
	Sardulgarh	0	0	0	0	0	0	0	0	0	0	0	0	0
	Sub-Total	0	0	0	0	0	0	0	0	0	0	0	0	0
4. Firozpur														
	Firozpur	2	2945	52	21410000	1	405	12	4718000	0	0	0	0	0
	Talwandi Bhai	0	0	0	0	0	0	0	0	0	0	0	0	0
	Zira	0	0	0	0	0	0	0	0	0	0	0	0	0
	Guru Har Sahai	0	0	0	0	0	0	0	0	0	0	0	0	0
	Makhu	0	0	0	0	0	0	0	0	0	0	0	0	0
	Mudakki	0	0	0	0	0	0	0	0	0	0	0	0	0
	Malanwali khas	0	0	0	0	0	0	0	0	0	0	0	0	0
	Sub-Total	2	2945	52	21410000	1	405	12	4718000	0	0	0	0	0

9. Hoshiarpur

	Sham Churasi	1	386	13	3516700	0	0	0	0	0	0	0	0
	Hoshiarpur	2	6111	71	48975013	1	417	16	5268300	0	0	0	0
	Hariana	1	1277	25	5510377	0	0	0	0	0	0	0	0
	Gardhiwal	1	1472	27	6372473	0	0	0	0	0	0	0	0
	Garh Shankar	1	769	18	4966299	0	0	0	0	0	0	0	0
	Tanda	0	0	0	0	0	0	0	0	0	0	0	0
	Dasuya	1	1561	35	9859400	0	0	0	0	0	0	0	0
	Mukerian	1	1205	34	13212784	0	0	0	0	0	0	0	0
	Mahilpur	1	1602	45	1316325	0	0	0	0	0	0	0	0
	Talwara	0	0	0	0	0	0	0	0	0	0	0	0
	Sub-Total	9	14383	268	93729371	1	417	16	5268300	0	0	0	0

10. Shaheed Bhagat Singh Nagar

	S.B.S. Nagar	2	1560	32	29090000	1	135	11	7078000	0	0	0	0
	Banga	2	2058	78	24950000	0	0	0	0	0	0	0	0
	Balachaur	0	0	0	0	0	0	0	0	0	0	0	0
	Rahon	0	0	0	0	0	0	0	0	0	0	0	0
	Sub-Total	4	3618	110	54040000	1	135	11	7078000	0	0	0	0

11. Gurdaspur

	Qadian	1	398	24	55	0	0	0	0	0	0	0	0
	Shri Hargobindpur	0	0	0	0	0	0	0	0	0	0	0	0
	Dina Nagar	0	0	0	0	0	0	0	0	0	0	0	0
	Batala	4	4086	155	263	0	0	0	0	0	0	0	0
	Dhariwal	0	0	0	0	0	0	0	0	0	0	0	0
	Dera Baba Nanak	0	0	0	0	0	0	0	0	0	0	0	0
	Gurdaspur	0	0	0	0	0	0	0	0	0	0	0	0
	Fatehgarh Churian	0	0	0	0	0	0	0	0	0	0	0	0
	Sub-Total	5	4484	179	318	0	0	0	0	0	0	0	0

12. Faridkot

	Faridkot	0	0	0	0	0	0	0	0	0	0	0	0
	Kotkapura	0	0	0	0	0	0	0	0	0	0	0	0
	Jaitu	0	0	0	0	0	0	0	0	0	0	0	0
	Sub-Total	0	0	0	0	0	0	0	0	0	0	0	0

13. Muktsar

	Gidderbaha	1	650	23	793121	0	0	0	0	0	0	0	0
	Bari Wala	0	0	0	0	0	0	0	0	0	0	0	0
	Malout	1	798	35	123151	0	0	0	0	0	0	0	0
	Muktsar	2	850	30	133298	1	90	8	4023098	0	0	0	0
	Sub-Total	4	2298	88	1049570	1	90	8	4023098	0	0	0	0

18. Jalandhar													
	Adampur	0	0	0	0	0	0	0	0	0	0	0	0
	Alawalpur	0	0	0	0	0	0	0	0	0	0	0	0
	Jalandhar	9	2256	695	31692600	0	0	0	0	0	0	0	0
	Kartarpur	1	702	15	6227000	0	0	0	0	0	0	0	0
	Nakodar	3	1886	84	30041000	3	1886	84	30041000	0	0	0	0
	Noor Mahal	0	0	0	0	0	0	0	0	0	0	0	0
	Philaur	0	0	0	0	0	0	0	0	0	0	0	0
	Shahkot	0	0	0	0	0	0	9	0	0	0	0	0
	Goraya	0	0	0	0	0	0	0	0	0	0	0	0
	Bhogpur	0	0	0	0	0	0	0	0	0	0	0	0
	Lohian Khas	0	0	0	0	0	0	0	0	0	0	0	0
	Sub-Total	13	4844	794	67960600	3	1886	93	30041000	0	0	0	0
19. Sangrur													
	Malerkotla	0	0	0	0	0	0	0	0	0	0	0	0
	Sangrur	1	550	23	9749	0	0	0	0	0	0	0	0
	Sunam	0	0	0	0	0	0	0	0	0	0	0	0
	Dhuri	0	0	0	0	0	0	0	0	0	0	0	0
	Longowal	0	0	0	0	0	0	0	0	0	0	0	0
	Ahmedgarh	0	0	0	0	0	0	0	0	0	0	0	0
	Lehragaga	0	0	0	0	0	0	0	0	0	0	0	0
	Bhiwanigarh	1	840	2	1889	0	0	0	0	0	0	0	0
	Khanauri	0	0	0	0	0	0	0	0	0	0	0	0
	Cheema	0	0	0	0	0	0	0	0	0	0	0	0
	Dirba	0	0	0	0	0	0	0	0	0	0	0	0
	Moonak	0	0	0	0	0	0	0	0	0	0	0	0
	Sub-Total	2	1390	25	11638	0	0	0	0	0	0	0	0
20. Barnala													
	Barnala	2	22	58	48	0	0	0	0	0	0	0	0
	Tapa	0	0	0	0	0	0	0	0	0	0	0	0
	Bhadaur	0	0	0	0	0	0	0	0	0	0	0	0
	Dhanoula	0	0	0	0	0	0	0	0	0	0	0	0
	Handiaya	0	0	0	0	0	0	0	0	0	0	0	0
	Sub-Total	2	22	58	48	0	0	0	0	0	0	0	0
21. Fazilka													
	Abohar	2	1618	71	19617000	1	384	16	4499000	0	0	0	0
	Jalalabad	1	885	16	7135000	0	0	0	0	0	0	0	0
	Fazilka	0	0	0	0	1	524	50	10475000	0	0	0	0
	Sub-Total	3	2503	87	26752000	2	908	66	14974000	0	0	0	0
22. Pathankot													
	Pathankot	0	0	0	0	0	0	0	0	0	0	0	0
	sujanpur	0	0	0	0	0	0	0	0	0	0	0	0
	Sub-Total	0	0	0	0	0	0	0	0	0	0	0	0
	Grand Total	90	110398	4165	566659496	27	20358	1490	190482588	5	2497	467	259304

Educational and Cultural Statistics

Table No. 8 Public Libraries 2012-13

SN/ Name of the District	Name of the Municipality/ Municipal Corpn.	State Government Public			Municipal Public Libraries			Others Public Libraries		
		No.	Members	No. of Vols. Stocked	No.	Members	No. of Vols. Stocked	No.	Members	No. of Vols. Stocked
1/2	3	4	5	6	7	8	9	10	11	12
1. Kapurthala										
	Kapurthala	1	2875	43897	0	0	0	0	0	0
	Phagwara	0	0	0	6	32	5037	0	0	0
	Sultanpur Lodhi	0	0	0	0	0	0	0	0	0
	Dhilwan	0	0	0	0	0	0	0	0	0
	Begowal	0	0	0	0	0	0	0	0	0
	Bhulath	0	0	0	0	0	0	0	0	0
	Sub-Total	1	2875	43897	6	32	5037	0	0	0
2. Fatehgarh Sahib										
	Amloh	0	0	0	0	0	0	0	0	0
	Sirhind	1	1768	19939	0	0	0	0	0	0
	Gobindgarh	0	0	0	2	60	510	0	0	0
	Bassi Pathana	0	0	0	0	0	0	0	0	0
	Khamano	0	0	0	0	0	0	0	0	0
	Sub-Total	1	1768	19939	2	60	510	0	0	0
3. Mansa										
	Mansa	1	1811	19929	1	216	5416	0	0	0
	Budhlada	0	0	0	1	569	4653	0	0	0
	Bareta	0	0	0	1	33	2203	0	0	0
	Bhikhi	0	0	0	1	33	1600	0	0	0
	Sardulgarh	0	0	0	0	0	0	0	0	0
	Sub-Total	1	1811	19929	4	851	13872	0	0	0
4. Firozpur										
	Firozpur	1	3950	40200	2	0	2400	0	0	0
	Talwandi Bhai	0	0	0	1	0	791	0	0	0
	Zira	0	0	0	1	0	1223	0	0	0
	Guru Har Sahai	0	0	0	1	0	2653	0	0	0
	Makhu	0	0	0	1	0	121	0	0	0
	Mudakki	0	0	0	0	0	0	0	0	0
	Malanwali khas	1	0	250	0	0	0	0	0	0
	Sub-Total	2	3950	40450	6	0	7188	0	0	0
5. Ludhiana										
	Ludhiana	0	0	0	14	129	27894	2	4385	215943
	Samrala	0	0	0	1	0	2022	0	0	0
	Khanna	0	0	0	1	324	10268	0	0	0
	Doraha	0	0	0	0	0	0	0	0	0
	Jagraon	0	0	0	1	39	10035	0	0	0
	Raikot	0	0	0	1	28	2830	0	0	0
	Mulanpur	0	0	0	0	0	0	0	0	0
	Payal	0	0	0	0	0	0	0	0	0
	Machhiwara	0	0	0	1	0	365	0	0	0
	Maloud	0	0	0	0	0	0	0	0	0
	Sahnewal	0	0	0	0	0	0	0	0	0
	Sub-Total	0	0	0	19	520	53414	2	4385	215943
6. Patiala										
	Ghagga	0	0	0	0	0	0	0	0	0
	Bhadson	0	0	0	0	0	0	0	0	0
	Ghanaur	0	0	0	0	0	0	0	0	0
	Nabha	1	2020	15125	1	1980	45210	0	0	0
	Patiala	1	24100	153000	1	8450	64260	0	0	0
	Patran	0	0	0	0	0	0	0	0	0
	Rajpura	0	0	0	2	34	5006	0	0	0
	Samana	0	0	0	0	0	0	0	0	0
	Sanaur	0	0	0	0	0	0	0	0	0
	Sub-Total	2	26120	168125	4	10464	114476	0	0	0
7. Amritsar										
	Amritsar	0	0	0	2	760	32220	0	0	0
	Jandiala	0	0	0	1	0	1362	0	0	0
	Ramdas	0	0	0	0	0	0	0	0	0
	Majitha	0	0	0	0	0	0	0	0	0
	Rayya	0	0	0	0	0	0	0	0	0
	Raja Sansi	0	0	0	0	0	0	0	0	0
	Ajnala	0	0	0	0	0	0	0	0	0
	Sub-Total	0	0	0	3	760	33582	0	0	0
8. Tarn Taran										
	Tarn Taran	0	0	0	1	0	2888	0	0	0
	Patti	0	0	0	0	0	0	0	0	0
	Khemkaran	0	0	0	0	0	0	0	0	0
	Sub-Total	0	0	0	1	0	2888	0	0	0

9. Hoshiarpur										
	Sham Churasi	0	0	0	1	4	380	0	0	0
	Hoshiarpur	0	0	0	2	200	7486	1	4550	49000
	Hariana	0	0	0	1	45	2177	0	0	0
	Gardhiwal	0	0	0	0	0	0	0	0	0
	Garh Shankar	0	0	0	1	75	3968	0	0	0
	Tanda	0	0	0	0	0	0	0	0	0
	Dasuya	0	0	0	1	90	7500	0	0	0
	Mukerian	0	0	0	0	0	0	0	0	0
	Mahilpur	1	0	150	0	0	0	0	0	0
	Talwara	0	0	0	0	0	0	0	0	0
	Sub-Total	1	0	150	6	414	21511	1	4550	49000
10. Shaheed Bhagat Singh Nagar										
	S.B.S. Nagar	1	0	3892	0	0	0	0	0	0
	Banga	0	0	0	1	0	375	0	0	0
	Balachaur	0	0	0	0	0	0	0	0	0
	Rahon	0	0	0	1	0	635	0	0	0
	Sub-Total	1	0	3892	2	0	1010	0	0	0
11. Gurdaspur										
	Qadian	0	0	0	0	0	0	0	0	0
	Shri Hargobindpur	0	0	0	0	0	0	0	0	0
	Dina Nagar	0	0	0	0	0	0	0	0	0
	Batala	0	0	0	0	0	0	0	0	0
	Dhariwal	0	0	0	1	50	503	0	0	0
	Dera Baba Nanak	0	0	0	0	0	0	0	0	0
	Gurdaspur	0	0	0	1	525	2534	0	0	0
	Fatehgarh Churian	0	0	0	1	28	103	0	0	0
	Sub-Total	0	0	0	3	603	3140	0	0	0
12. Faridkot										
	Faridkot	1	3698	40317	0	0	0	0	0	0
	Kotkapura	0	0	0	1	212	9897	0	0	0
	Jaitu	0	0	0	1	63	6657	0	0	0
	Sub-Total	1	3698	40317	2	275	16554	0	0	0
13. Muktsar										
	Gidderbaha	0	0	0	1	0	3177	0	0	0
	Bari Wala	0	0	0	0	0	0	0	0	0
	Malout	0	0	0	1	0	1784	0	0	0
	Muktsar	0	0	0	1	9	1386	0	0	0
	Sub-Total	0	0	0	3	9	6347	0	0	0
14. Moga										
	Dharamkot	0	0	0	1	0	636	0	0	0
	Badhni Kalan	0	0	0	0	0	0	0	0	0
	Bagha Purana	0	0	0	0	0	0	0	0	0
	Moga	0	0	0	2	0	8653	0	0	0
	Sub-Total	0	0	0	3	0	9289	0	0	0
15. Rupnagar										
	Rupnagar	1	3500	44000	0	0	0	1	3606	40200
	Morinda	0	0	0	1	0	98	0	0	0
	Anadpur Sahib	0	0	0	0	0	0	0	0	0
	Nangal	0	0	0	1	35	1973	0	0	0
	Chamkaur Sahib	0	0	0	0	0	0	0	0	0
	Sub-Total	1	3500	44000	2	35	2071	1	3606	40200
16. Sahibzada Ajit Singh Nagar										
	S.A.S. Nagar	1	828	25000	0	0	0	1	0	15000
	Kurali	0	0	0	0	0	0	0	0	0
	Kharar	0	0	0	1	4	1822	0	0	0
	Dera Bassi	0	0	0	1	0	3145	0	0	0
	Zirakpur	0	0	0	0	0	0	0	0	0
	Naya-Gaon	0	0	0	0	0	0	0	0	0
	Banur	0	0	0	0	0	0	0	0	0
	Lalru	0	0	0	0	0	0	0	0	0
	Sub-Total	1	828	25000	2	4	4967	1	0	15000

17. Bathinda										
	Bathinda	1	759	35395	0	0	0	0	0	0
	Bhucho	1	127	5948	0	0	0	0	0	0
	Goniana	1	0	6008	0	0	0	0	0	0
	Kot Fattah	0	0	0	0	0	0	0	0	0
	Maur	0	0	0	0	0	0	0	0	0
	Rama	1	40	551	0	0	0	0	0	0
	Rampura Phool	1	40	500	0	0	0	0	0	0
	Sangat	1	0	872	0	0	0	0	0	0
	Talwandi Sabo	0	0	0	0	0	0	0	0	0
	Bhgta	0	0	0	0	0	0	0	0	0
	Sub-Total	6	966	49274	0	0	0	0	0	0
18. Jalandhar										
	Adampur	1	0	0				0	0	0
	Alawalpur	1	0	324	0	0	0	0	0	0
	Jalandhar	1	147	27604	0	0	0	0	0	0
	Kartarpur	1	0	0	0	0	0	0	0	0
	Nakodar	1	595	6910	0	0	0	0	0	0
	Noor Mahal	1	0	0	0	0	0	0	0	0
	Philaur	1	0	0	0	0	0	0	0	0
	Shahkot	0	0	0	0	0	0	1	44	910
	Goraya	0	0	0	0	0	0	0	0	0
	Bhogpur	0	0	0	0	0	0	0	0	0
	Lohian Khas	0	0	0	0	0	0	0	0	0
	Sub-Total	7	742	34838	0	0	0	1	44	910
19. Sangrur										
	Malerkotla	0	0	0	1	45	6050	0	0	0
	Sangrur	1	5351	63713	1	335	5250	0	0	0
	Sunam	0	0	0	1	185	4452	0	0	0
	Dhuri	0	0	0	1	0	2000	1	105	1600
	Longowal	0	0	0	1	0	348	1	135	1473
	Ahmedgarh	0	0	0	2	0	3550	0	0	0
	Lehragaga	0	0	0	1	0	3637	0	0	0
	Bhiwanigarh	0	0	0	0	0	0	0	0	0
	Khanauri	0	0	0	0	0	0	0	0	0
	Cheema	0	0	0	0	0	0	0	0	0
	Dirba	0	0	0	0	0	0	0	0	0
	Moonak	0	0	0	0	0	0	0	0	0
	Sub-Total	1	5351	63713	8	565	25287	2	240	3073
20. Barnala										
	Barnala	0	0	0	1	140	8750	0	0	0
	Tapa	0	0	0	0	0	0	1	0	1340
	Bhadaur	0	0	0	0	0	0	0	0	0
	Dhanoula	0	0	0	1	0	100	0	0	0
	Handiaya	0	0	0	0	0	0	0	0	0
	Sub-Total	0	0	0	2	140	8850	1	0	1340
21. Fazilka										
	Abohar	0	0	0	2	120	5175	0	0	0
	Jalalabad	0	0	0	1	0	129	0	0	0
	Fazilka	0	0	0	2	0	150	0	0	0
	Sub-Total	0	0	0	5	120	5454	0	0	0
22. Pathankot										
	Pathankot	0	0	0	3	1335	9872	0	0	0
	sujanpur	0	0	0	1	75	962	0	0	0
	Sub-Total	0	0	0	4	1410	10834	0	0	0
	Grand Total	26	51609	553524	87	16262	346281	9	12825	325466

Educational and Cultural Statistics

Table No. 9 Cinema Houses 2012-13

SN/ Name of the District	Name of the Municipality/ Municipal Corpn.	Permanent Cinema Houses			Touring Talkies		
		No.	No. of Seats	Entertainment Tax collected (Rs. 000)	No.	No. of Seats	Entertainment Tax collected (Rs. 000)
1/2	3	4	5	6	7	8	9
1. Kapurthala							
	Kapurthala	0	0	0	0	0	0
	Phagwara	1	330	0	0	0	0
	Sultanpur Lodhi	0	0	0	0	0	0
	Dhilwan	0	0	0	0	0	0
	Begowal	0	0	0	0	0	0
	Bhulath	0	0	0	0	0	0
	Sub-Total	1	330	0	0	0	0
2. Fatehgarh Sahib							
	Amloh	0	0	0	0	0	0
	Sirhind	0	0	0	0	0	0
	Gobindgarh	1	420	0	0	0	0
	Bassi Pathana	0	0	0	0	0	0
	Khamano	0	0	0	0	0	0
	Sub-Total	1	420	0	0	0	0
3. Mansa							
	Mansa	1	516	1000	0	0	0
	Budhlada	0	0	0	0	0	0
	Bareta	0	0	0	0	0	0
	Bhikhi	0	0	0	0	0	0
	Sardulgarh	0	0	0	0	0	0
	Sub-Total	1	516	1000	0	0	0
4. Firozpur							
	Firozpur	2	1000	46000	0	0	0
	Talwandi Bhai	2	200	10000	0	0	0
	Zira	0	0	0	0	0	0
	Guru Har Sahai	1	257	375000	0	0	0
	Makhu	0	0	0	0	0	0
	Mudakki	0	0	0	0	0	0
	Malanwali khas	0	0	0	0	0	0
	Sub-Total	5	1457	431000	0	0	0
5. Ludhiana							
	Ludhiana	23	19469	0	0	0	0
	Samrala	0	0	0	0	0	0
	Khanna	1	659	0	0	0	0
	Doraha	0	0	0	0	0	0
	Jagraon	1	858	0	0	0	0
	Raikot	0	0	0	0	0	0
	Mulanpur	1	899	0	0	0	0
	Payal	0	0	0	0	0	0
	Machhiwara	0	0	0	0	0	0
	Maloud	0	0	0	0	0	0
	Sahnewal	0	0	0	0	0	0
	Sub-Total	26	21885	0	0	0	0
6. Patiala							
	Ghagga	0	0	0	0	0	0
	Bhadson	0	0	0	0	0	0
	Ghanaur	0	0	0	0	0	0
	Nabha	0	0	0	0	0	0
	Patiala	6	5337	0	0	0	0
	Patran	0	0	0	0	0	0
	Rajpura	1	426	0	0	0	0
	Samana	0	0	0	0	0	0
	Sanaur	0	0	0	0	0	0
	Sub-Total	7	5763	0	0	0	0
7. Amritsar							
	Amritsar	14	9531	20000	0	0	0
	Jandiala	0	0	0	0	0	0
	Ramdass	0	0	0	0	0	0
	Majitha	0	0	0	0	0	0
	Rayya	0	0	0	0	0	0
	Raja Sansi	0	0	0	0	0	0
	Ajnala	0	0	0	0	0	0
	Sub-Total	14	9531	20000	0	0	0

8. Tarn Taran							
	Tarn Taran	1	680	14000	0	0	0
	Patti	0	0	0	0	0	0
	Khemkaran	0	0	0	0	0	0
	Sub-Total	1	680	14000	0	0	0
9. Hoshiarpur							
	Sham Churasi	0	0	0	0	0	0
	Hoshiarpur	2	1532	44	0	0	0
	Hariana	0	0	0	0	0	0
	Gardhiwal	0	0	0	0	0	0
	Garh Shankar	1	550	2	0	0	0
	Tanda	1	510	344	0	0	0
	Dasuya	0	0	0	0	0	0
	Mukerian	1	551	189	0	0	0
	Mahilpur	0	0	0	0	0	0
	Talwara						
	Sub-Total	5	3143	579	0	0	0
10. Shaheed Bhagat Singh Nagar							
	S.B.S. Nagar	1	932	0	0	0	0
	Banga	0	0	0	0	0	0
	Balachaur	0	0	0	0	0	0
	Rahon	0	0	0	0	0	0
	Sub-Total	1	932	0	0	0	0
11. Gurdaspur							
	Qadian	0	0	0	0	0	0
	Shri Hargobindpur	0	0	0	0	0	0
	Dina Nagar	1	250	1	0	0	0
	Batala	0	0	0	0	0	0
	Dhariwal	0	0	0	0	0	0
	Dera Baba Nanak	0	0	0	0	0	0
	Gurdaspur	0	0	0	0	0	0
	Fatehgarh Churian	0	0	0	0	0	0
	Sub-Total	1	250	1	0	0	0
12. Faridkot							
	Faridkot	1	623	0	0	0	0
	Kotkapura	2	1428	0	0	0	0
	Jaitu	1	581	0	0	0	0
	Sub-Total	4	2632	0	0	0	0
13. Muktsar							
	Gidderbaha	3	2250	80000	0	0	0
	Bari Wala	2	1434	13000	0	0	0
	Malout	1	750	70000	0	0	0
	Muktsar	0	0	0	0	0	0
	Sub-Total	6	4434	163000	0	0	0
14. Moga							
	Dharamkot	0	0	0	0	0	0
	Badhni Kalan	0	0	0	0	0	0
	Bagha Purana	1	999	2580	0	0	0
	Moga	3	2704	3960	0	0	0
	Sub-Total	4	3703	6540	0	0	0
15. Rupnagar							
	Rupnagar	2	900	0	0	0	0
	Morinda	1	500	0	0	0	0
	Anadpur Sahib	0	0	0	0	0	0
	Nangal	0	0	0	0	0	0
	Chamkaur Sahib	0	0	0	0	0	0
	Sub-Total	3	1400	0	0	0	0
16. Sahibzada Ajit Singh Nagar							
	S.A.S. Nagar	1	999	9759	0	0	0
	Kurali	1	356	3445	0	0	0
	Kharar	1	310	0	0	0	0
	Dera Bassi	1	500	4926	0	0	0
	Zirakpur	1	1010	12000	0	0	0
	Naya-Gaon	0	0	0	0	0	0
	Banur	0	0	0	0	0	0
	Lalru	1	200	2400	0	0	0
	Sub-Total	6	3375	32530	0	0	0

17. Bathinda							
	Bathinda	8	7407	113090	0	0	0
	Bhucho	0	0	0	0	0	0
	Goniana	0	0	0	0	0	0
	Kot Fattah	0	0	0	0	0	0
	Maur	0	0	0	0	0	0
	Rama	0	0	0	0	0	0
	Rampura Phool	0	0	0	0	0	0
	Sangat	0	0	0	0	0	0
	Talwandi Sabo	0	0	0	0	0	0
	Bhgta	0	0	0	0	0	0
	Sub-Total	8	7407	113090	0	0	0
18. Jalandhar							
	Adampur	0	0	0	0	0	0
	Alawalpur	0	0	0	0	0	0
	Jalandhar	6	6725	0	0	0	0
	Kartarpur	1	727	0	0	0	0
	Nakodar	1	560	0	0	0	0
	Noor Mahal	0	0	0	0	0	0
	Philaur	0	0	0	0	0	0
	Shahkot	0	0	0	0	0	0
	Goraya	1	418	0	0	0	0
	Bhogpur	0	0	0	0	0	0
	Lohian Khas	0	0	0	0	0	0
	Sub-Total	9	8430	0	0	0	0
19. Sangrur							
	Malerkotla	2	704	0	0	0	0
	Sangrur	0	0	0	0	0	0
	Sunam	0	0	0	0	0	0
	Dhuri	0	0	0	0	0	0
	Longowal	0	0	0	0	0	0
	Ahmedgarh	1	390	0	0	0	0
	Lehragaga	0	0	0	0	0	0
	Bhiwanigarh	0	0	0	0	0	0
	Khanauri	0	0	0	0	0	0
	Cheema	0	0	0	0	0	0
	Dirba	0	0	0	0	0	0
	Moonak	0	0	0	0	0	0
	Sub-Total	3	1094	0	0	0	0
20. Barnala							
	Barnala	1	250	35	0	0	0
	Tapa	0	0	0	0	0	0
	Bhadaur	0	0	0	0	0	0
	Dhanoula	0	0	0	0	0	0
	Handiaya	0	0	0	0	0	0
	Sub-Total	1	250	35	0	0	0
21. Fazilka							
	Abohar	1	215	692000	0	0	0
	Jalalabad	1	2800	0	0	0	0
	Fazilka	2	1422	10000	0	0	0
	Sub-Total	4	4437	702000	0	0	0
22. Pathankot							
	Pathankot	2	606	136220	0	0	0
	sujanpur	0	0	0	0	0	0
	Sub-Total	2	606	136220	0	0	0
	Grand Total	108	79532	1619416	0	0	0

Educational and Cultural Statistics
Table No. 10 No. of Newspapers and Periodicals 2012-13

SN/ Name of the District	Name of the Municipality/ Municipal Corpn.	Language	Daily	Weekly	Monthly	Others	Total
1/2	3	4	5	6	7	8	9
1. Kapurthala							
	Kapurthala	Punjabi	2	0	0	0	2
		Hindi	0	0	4	0	4
		English	0	1	2	1	4
	Phagwara	Punjabi	17	1	3	0	21
		Hindi	12	4	3	0	19
		Urdu	3	0	2	0	5
	Sultanpur Lodhi	Punjabi	5	0	0	0	5
		Hindi	1	0	0	0	1
	Dhilwan	Punjabi	2	0	0	0	2
		Hindi	1	0	0	0	1
	Begowal	Punjabi	2	0	0	0	2
		Hindi	2	0	0	0	2
	Bhulath	Punjabi	2	0	0	0	2
		Hindi	1	0	0	0	1
		English	1	0	0	0	1
	Sub-Total		51	6	14	1	72
2. Fatehgarh Sahib							
	Amloh	Punjabi	0	1	0	0	1
	Sirhind	Punjabi	0	3	0	0	3
		Hindi	0	1	0	0	1
	Gobindgarh	Punjabi	0	2	0	0	2
	Bassi Pathana	Punjabi	0	3	0	0	3
	Sub-Total		0	10	0	0	10
3. Mansa							
	Mansa	Punjabi	15	0	0	0	15
		Hindi	6	2	5	0	13
		English	6	1	1	0	8
	Budhlada	Punjabi	3	0	0	0	3
	Bareta	Punjabi	2	0	0	0	2
	Bhikhi	Punjabi	3	0	0	0	3
	Sub-Total		35	3	6	0	44
4. Firozpur							
	Firozpur	Punjabi	4	2	1	0	7
		Hindi	2	1	0	0	3
		English	2	0	0	0	2
	Talwandi Bhai	Punjabi	5	0	0	0	5
		Hindi	3	0	0	0	3
		English	2	0	0	0	2
	Zira	Punjabi	5	0	0	0	5
		Hindi	2	0	0	0	2
	Makhu	Punjabi	3	0	0	0	3
		Hindi	2	0	0	0	2
	Mudakki	Punjabi	2	0	0	0	2
	Malanwali khas	Punjabi	1	0	0	0	1
		Hindi	1	0	0	0	1
	Sub-Total		34	3	1	0	38
5. Ludhiana							
	Ludhiana	Punjabi	8	0	0	0	8
		Hindi	1	0	0	0	1
		English	2	0	0	0	2
	Samrala	Punjabi	18	0	0	0	18
		Hindi	2	0	0	0	2
		English	2	0	0	0	2
	Khanna	Punjabi	43	4	7	8	62
		Hindi	6	2	4	0	12
		English	2	0	2	0	4
		Urdu	3	0	0	0	3
	Jagraon	Punjabi	3	0	0	0	3
		Hindi	2	0	0	0	2
		English	1	0	0	0	1
	Sub-Total		93	6	13	8	120

6. Patiala							
	Nabha	Punjabi	0	3	0	2	5
		Hindi	0	0	1	0	1
	Patiala	Punjabi	9	12	20	3	44
		Hindi	1	3	5	0	9
		English	0	4	7	3	14
	Patran	Punjabi	1	0	1	0	2
	Rajpura	Punjabi	0	12	1	0	13
	Samana	Punjabi	0	1	0	0	1
		Hindi	0	0	1	20	21
	Sub-Total		11	35	36	28	110
7. Amritsar							
	Amritsar	Punjabi	9	0	0	3	12
		Hindi	8	2	10	2	22
		English	9	5	20	8	42
		Urdu	1	0	0	0	1
	Jandiala	Punjabi	2	0	0	0	2
		Hindi	2	0	0	0	2
		English	1	0	0	0	1
	Majitha	Punjabi	2	0	0	0	2
	Rayya	Punjabi	3	0	0	0	3
		Hindi	3	0	0	0	3
		English	2	0	0	0	2
	Raja Sansi	Punjabi	1	0	0	0	1
		Hindi	1	0	0	0	1
	Sub-Total		44	7	30	13	94
8. Tarn Taran							
	Tarn Taran	Punjabi	34	0	0	0	34
		Hindi	18	0	0	0	18
		English	22	0	0	0	22
	Sub-Total		74	0	0	0	74
9. Hoshiarpur							
	Sham Churasi	Punjabi	1	8	6	12	27
		Hindi	1	8	6	12	27
		English	1	8	6	12	27
		Urdu	1	8	6	12	27
	Hoshiarpur	Punjabi	10	18	26	27	81
		Hindi	8	18	26	27	79
		English	8	18	26	27	79
	Haryana	Punjabi	1	0	0	0	1
		Hindi	1	0	0	0	1
		English	1	0	0	0	1
	Gardhiwal	Punjabi	1	0	0	0	1
		Hindi	1	0	0	0	1
		English	1	0	0	0	1
	Garh Shankar	Punjabi	2	0	0	0	2
		Hindi	1	0	0	0	1
		English	1	0	0	0	1
	Tanda	Punjabi	1	0	0	0	1
		Hindi	1	0	0	0	1
		English	1	0	0	0	1
	Dasuya	Punjabi	1	0	0	0	1
		Hindi	1	0	0	0	1
		English	1	0	0	0	1
	Mukerian	Punjabi	1	0	0	0	1
		Hindi	1	0	0	0	1
		English	1	0	0	0	1
	Mahilpur	Punjabi	1	0	0	0	1
		Hindi	1	0	0	0	1
		English	1	0	0	0	1
	Sub-Total		52	86	102	129	369
10. Shaheed Bhagat Singh Nagar							
	S.B.S. Nagar	Punjabi	4	0	0	0	4
		Hindi	4	0	0	0	4
		English	4	0	0	0	4
	Banga	Punjabi	2	0	0	0	2
		Hindi	2	0	0	0	2
		English	2	0	0	0	2
	Balachaur	Punjabi	1	0	0	0	1
		Hindi	1	0	0	0	1
		English	1	0	0	0	1
	Rahon	Punjabi	1	0	0	0	1
		Hindi	1	0	0	0	1
	Sub-Total		23	0	0	0	23

11. Gurdaspur							
	Qadian	Punjabi	3	1	1	2	7
		Hindi	3	1	1	2	7
		English	3	1	1	2	7
	Shri Hargobindpur	Punjabi	3	1	1	3	8
		Hindi	3	1	1	3	8
		English	3	1	1	3	8
	Dina Nagar	Punjabi	3	1	2	3	9
		Hindi	3	1	2	3	9
		English	3	1	2	3	9
	Batala	Punjabi	5	14	2	9	30
		Hindi	5	14	2	9	30
		English	5	14	2	9	30
	Dhariwal	Punjabi	3	0	1	3	7
		Hindi	3	0	1	3	7
		English	3	0	1	3	7
	Dera Baba Nanak	Punjabi	3	1	1	2	7
		Hindi	3	1	1	2	7
		English	3	1	1	2	7
	Gurdaspur	Punjabi	5	12	22	8	47
		Hindi	5	12	22	8	47
		English	5	12	22	8	47
	Fatehgarh Churian	Punjabi	4	1	2	2	9
		Hindi	4	1	2	2	9
		English	4	1	2	2	9
	Sub-Total		87	93	96	96	372
12. Faridkot							
	Faridkot	Punjabi	0	2	0	2	4
	Kotkapura	Punjabi	1	4	3	2	10
	Sub-Total		1	6	3	4	14
13. Muktsar							
	Gidderbaha	Punjabi	2	0	0	0	2
		Hindi	4	0	0	0	4
		English	2	0	0	0	2
		Urdu	0	0	0	0	0
	Bari Wala	Punjabi	2	0	0	0	2
		Hindi	0	0	0	0	0
		English	0	0	0	0	0
		Urdu	0	0	0	0	0
	Malout	Punjabi	6	0	0	0	6
		Hindi	6	0	0	0	6
		English	2	0	0	0	2
		Urdu	0	0	0	0	0
	Muktsar	Punjabi	2	0	0	0	2
		Hindi	2	0	0	0	2
		English	2	0	0	0	2
		Urdu	0	0	0	0	0
	Sub-Total		30	0	0	0	30
14. Moga							
	Dharamkot	Punjabi	2	0	3	0	5
		English	1	0	0	0	1
	Moga	Punjabi	20	0	4	0	24
		Hindi	21	1	8	3	33
		English	12	1	3	2	18
		Urdu	1	0	0	0	1
	Sub-Total		57	2	18	5	82
15. Rupnagar							
	Rupnagar	Punjabi	7	0	0	0	7
		Hindi	6	0	0	0	6
		English	4	0	0	0	4
		Urdu	2	0	0	0	2
	Morinda	Punjabi	6	0	0	0	6
		Hindi	2	0	0	0	2
		English	1	0	0	0	1
	Anadpur Sahib	Punjabi	2	0	0	0	2
		Hindi	1	0	0	0	1
		English	1	0	0	0	1
	Nangal	Punjabi	12	4	2	6	24
		Hindi	9	0	0	0	9
		English	6	0	0	0	6
		Urdu	1	0	0	0	1
	Chamkaur Sahib	Punjabi	2	0	0	0	2
		Hindi	1	0	0	0	1
	Sub-Total		63	4	2	6	75

16. Sahibzada Ajit Singh Nagar							
	S.A.S. Nagar	Punjabi	1	0	0	0	1
		Hindi	1	0	0	0	1
		English	1	0	0	0	1
		Urdu	1	0	0	0	1
	Kurali	Punjabi	1	0	0	0	1
		Hindi	1	0	0	0	1
		English	1	0	0	0	1
		Urdu	1	0	0	0	1
	Kharar	Punjabi	7	3	2	0	12
		Hindi	1	0	0	0	1
		English	1	0	0	0	1
		Urdu	1	0	0	0	1
	Banur	Punjabi	1	0	0	0	1
	Sub-Total		19	3	2	0	24
17. Bathinda							
	Bathinda	Hindi	5	0	0	0	5
	Kot Fattah	Punjabi	1	0	0	0	1
		Hindi	1	0	0	0	1
		English	1	0	0	0	1
	Maur	Punjabi	1	0	1	0	2
	Rama	Punjabi	3	0	0	0	3
	Rampura Phool	Punjabi	3	0	0	0	3
		Hindi	1	0	0	0	1
	Talwandi Sabo	Punjabi	3	0	0	0	3
		Hindi	1	0	0	0	1
		English	1	0	0	0	1
	Sub-Total		21	0	1	0	22
18. Jalandhar							
	Adampur	Punjabi	5	0	0	0	5
	Alawalpur	Multilingual	0	1	0	0	1
	Jalandhar	Multilingual	22	8	32	7	69
	Kartarpur	Multilingual	8	0	0	0	8
	Noor Mahal	Multilingual	9	0	0	0	9
	Shahkot	Multilingual	4	0	1	0	5
	Goraya	Multilingual	4	0	0	0	4
	Bhogpur	Punjabi	0	1	0	0	1
	Lohian Khas	Multilingual	3	0	0	0	3
	Sub-Total		55	10	33	7	105
19. Sangrur							
	Malerkotla	Punjabi	0	0	0	2	2
		Hindi	1	1	1	0	3
		English	1	1	1	0	3
		Urdu	1	1	0	1	3
	Sangrur	Punjabi	1	1	0	0	2
		Hindi	0	1	0	0	1
		English	0	1	1	0	2
	Sunam	Punjabi	3	1	0	4	8
		Hindi	1	0	0	1	2
	Dhuri	Punjabi	1	2	0	2	5
		Hindi	1	2	0	0	3
	Longowal	Punjabi	1	0	2	0	3
	Ahmedgarh	Punjabi	12	0	0	0	12
		Hindi	3	0	0	0	3
		English	5	0	0	0	5
		Urdu	1	0	0	0	1
	Lehragaga	Punjabi	1	2	4	1	8
	Bhiwanigarh	Punjabi	1	1	0	2	4
	Moonak	Punjabi	2	0	0	0	2
		Hindi	1	0	0	0	1
	Sub-Total		37	14	9	13	73

20. Barnala							
	Barnala	Punjabi	0	2	0	0	2
	Tapa	Punjabi	0	0	0	0	0
	Bhadaur	Punjabi	0	0	0	0	0
	Dhanola	Punjabi	0	0	0	0	0
	Handaiya	Punjabi	0	0	0	0	0
	Sub-Total		0	2	0	0	2
21. Fazilka							
	Abohar	Punjabi	2	0	0	0	2
		Hindi	2	0	0	0	2
		English	2	0	0	0	2
	Jalalabad	Punjabi	5	0	0	0	5
		Hindi	7	0	0	0	7
		English	4	0	0	0	4
	Fazilka	Punjabi	4	1	1	0	6
		Hindi	6	1	2	0	9
		English	4	1	2	0	7
		Urdu	0	0	0	1	1
		Multilingual	0	0	0	1	1
	Sub-Total		36	3	5	2	46
22. Pathankot							
	Pathankot	Punjabi	3	1	1	3	8
		Hindi	3	1	1	3	8
		English	3	1	1	3	8
	sujanpur	Punjabi	3	2	1	3	9
		Hindi	3	2	1	3	9
		English	3	2	1	3	9
	Sub-Total		18	9	6	18	51
	Grand Total		790	302	376	330	1798

Public Utilities

Table No. 11 Public Water Supply 2012-13

(000 Litres)							
SN/ Name of the District	Name of the Municipality/ Municipal Corpn.	Daily average filtered water consumed			Daily average unfiltered water consumed		
		Domestic	Industrial	Others	Domestic	Industrial	Others
1/2	3	4	5	6	7	8	9
1. Kapurthala							
	Kapurthala	28703	0	0	0	0	0
	Phagwara	27974	70886	4594	0	0	0
	Sultanpur Lodhi	96000	3000	3100	0	0	0
	Dhilwan	17000	0	0	0	0	0
	Begowal	13750	0	0	0	0	0
	Bhulath	14770	0	0	0	0	0
	Sub-Total	198197	73886	7694	0	0	0
2. Fatehgarh Sahib							
	Amloh	10000	25000	0	0	0	0
	Sirhind	11000	0	0	1370	0	0
	Gobindgarh	27000	3000	0	0	0	0
	Bassi Pathana	520	0	0	0	0	0
	Khamano	276	0	0	0	0	0
	Sub-Total	48796	28000	0	1370	0	0
3. Mansa							
	Mansa	1135	16	11	0	4	0
	Budhlada	1850	9	9	1950	2	8
	Bareta	697	3	18	0	0	0
	Bhikki	150	0	0	0	0	0
	Sardulgarh	159	2115	7	1085	0	0
	Sub-Total	3991	2143	45	3035	6	8
4. Firozpur							
	Firozpur	74600	40000	0	0	0	0
	Talwandi Bhai	20000	12000	0	45000	0	0
	Zira	60000	0	0	45000	0	0
	Guru Har Sahai	86000	0	0	0	0	0
	Makhu	60000	0	0	0	0	0
	Mudakki	10000	0	0	25000	0	0
	Malanwali khas	10000	0	0	25000	0	0
	Sub-Total	320600	52000	0	140000	0	0
5. Ludhiana							
	Ludhiana	356637	73578	34964	0	0	0
	Samrala	3772	1944	0	0	0	0
	Khanna	184368	61456	0	0	0	0
	Doraha	4510	1195	0	0	0	0
	Jagraon	8796	0	0	762	0	0
	Raikot	7023	0	0	0	0	0
	Mulanpur	1857	0	0	0	0	0
	Payal	64116	0	0	12136	0	0
	Machhiwara	4795	0	0	6200	0	0
	Maloud	4154	0	0	0	0	0
	Sahnewal	0	0	0	0	0	0
	Sub-Total	640028	138173	34964	19098	0	0
6. Patiala							
	Ghagga	260	0	0	0	0	0
	Bhadson	0	0	0	0	0	0
	Ghanaur	0	0	0	0	0	0
	Nabha	4300	0	0	0	0	0
	Patiala	75350	0	0	0	0	0
	Patran	12400	0	0	0	0	0
	Rajpura	31000	650	0	0	0	0
	Samana	1030	0	0	0	0	0
	Sanaur	40	2	0	0	0	0
	Sub-Total	124380	652	0	0	0	0
7. Amritsar							
	Amritsar	90000	8000	0	0	0	0
	Jandiala	50000	0	0	0	0	0
	Ramdas	0	0	0	0	0	0
	Majitha	50400	0	0	0	0	0
	Rayya	22000	0	20000	0	0	0
	Raja Sansi	18184	13630	0	31820	36300	0
	Ajnala	0	0	0	0	0	0
	Sub-Total	230584	21630	20000	31820	36300	0

8. Tarn Taran							
	Tarn Taran	10450	0	0	35000	0	0
	Patti	29682	718	0	0	0	0
	Khemkaran	0	0	0	0	0	0
	Sub-Total	40132	718	0	35000	0	0
9. Hoshiarpur							
	Sham Churasi	2600	0	0	2600	0	0
	Hoshiarpur	50524	16850	3000	0	0	0
	Hariana	1200	0	0	0	0	0
	Gardhiwal	1177	0	515	0	0	0
	Garh Shankar	7492	125	0	0	0	0
	Tanda	9000	0	0	30000	0	0
	Dasuya	8000	0	0	0	0	0
	Mukerian	9806	5507	0	0	0	0
	Mahilpur	5	0	7000	0	0	0
	Talwara	0	0	0	0	0	0
	Sub-Total	89804	22482	10515	32600	0	0
10. Shaheed Bhagat Singh Nagar							
	S.B.S. Nagar	13700	0	515000	0	0	0
	Banga	0	0	0	0	0	0
	Balachaur	20000	0	0	0	0	0
	Rahon	66000	0	0	0	0	0
	Sub-Total	99700	0	515000	0	0	0
11. Gurdaspur							
	Qadian	50000	0	0	3000	0	0
	Shri Hargobindpur	40000	0	0	0	0	0
	Dina Nagar	30000	0	0	1000	2000	0
	Batala	4000	0	0	4000	3000	0
	Dhariwal	1000	0	0	11000	11000	0
	Dera Baba Nanak	1000	0	1	3000	1000	0
	Gurdaspur	27000	0	0	16000	6000	0
	Fatehgarh Churian	30000	0	0	3000	1000	0
	Sub-Total	183000	0	1	41000	24000	0
12. Faridkot							
	Faridkot	45500	0	0	0	0	0
	Kotkapura	10765	0	0	0	0	0
	Jaitu	15753	35000	0	0	0	0
	Sub-Total	72018	35000	0	0	0	0
14. Moga							
	Dharamkot	0	0	0	5278	0	0
	Badhni Kalan	0	0	0	0	0	0
	Bagha Purana	10944	0	0	0	0	0
	Moga	29260	12540	0	0	0	0
	Sub-Total	40204	12540	0	5278	0	0
15. Rupnagar							
	Rupnagar	3970	0	72	0	0	0
	Morinda	4320	0	0	0	0	0
	Anadpur Sahib	17000	0	0	0	0	0
	Nangal	10700	0	0	0	0	0
	Chamkaur Sahib	0	0	0	0	0	0
	Sub-Total	35990	0	72	0	0	0
16. Sahibzada Ajit Singh Nagar							
	S.A.S. Nagar	60061	2490	151	0	0	0
	Kurali	5652	0	288	0	0	0
	Kharar	5024	540	0	0	0	0
	Dera Bassi	4222	721	8422	0	0	0
	Zirakpur	9100	0	0	0	0	0
	Naya-Gaon	0	0	0	0	0	0
	Banur	0	0	0	0	0	0
	Lalru	220	0	0	0	0	0
	Sub-Total	84279	3751	8861	0	0	0

17. Bathinda							
	Bathinda	75000	50000	0	0	0	0
	Bhucho	17723	0	0	0	0	0
	Goniana	18000	0	0	0	0	0
	Kot Fattah	50000	0	0	40000	0	0
	Maur	40000	0	0	50000	0	0
	Rama	20000	0	50000	0	0	0
	Rampura Phool	48880	0	0	0	0	0
	Sangat	30000	30000	0	0	0	0
	Talwandi Sabo	0	0	0	0	0	0
	Bhgta	0	0	0	0	0	0
	Sub-Total	299603	80000	50000	90000	0	0
18. Jalandhar							
	Adampur	16800	0	15350	0	0	0
	Alawalpur	1806	800	0	0	0	0
	Jalandhar	36337	0	0	0	0	0
	Kartarpur	72046	0	0	0	0	0
	Nakodar	8611	2432	0	0	0	0
	Noor Mahal	4368	0	310	0	0	0
	Philaur	4600	900	0	0	0	0
	Shahkot	78000	0	0	0	0	0
	Goraya	6170	800	0	0	0	0
	Bhogpur	70000	9000	3500	49000	0	8500
	Lohian Khas	0	0	0	0	0	0
	Sub-Total	298738	13932	19160	49000	0	8500
19. Sangrur							
	Malerkotla	18230	1329	232	0	0	0
	Sangrur	4134	104	156	0	0	0
	Sunam	9100	6	260	0	0	0
	Dhuri	5868	0	112	0	0	0
	Longowal	664	0	35	0	0	0
	Ahmedgarh	3415	104	198	4200	0	0
	Lehragaga	2213	0	29	0	0	0
	Bhiwanigarh	2850	0	120	0	0	0
	Khanauri	1683	0	38	0	0	0
	Cheema	1434	0	21	0	0	0
	Dirba	1947	0	41	0	0	0
	Moonak	166	0	21	158	0	0
	Sub-Total	51704	1543	1263	4358	0	0
20. Barnala							
	Barnala	27	0	123	0	0	0
	Tapa	18	0	230	0	0	0
	Bhadaur	21	0	94	0	0	0
	Dhanoula	29	0	377	0	0	0
	Handiaya	20	0	0	0	0	0
	Sub-Total	115	0	824	0	0	0
21. Fazilka							
	Abohar	9150	0	0	0	0	0
	Jalalabad	8180	0	1636	0	0	0
	Fazilka	6000	0	0	2000	0	0
	Sub-Total	23330	0	1636	2000	0	0
22. Pathankot							
	Pathankot	270	0	0	0	0	0
	sujanpur	220	0	0	107	32	0
	Sub-Total	490	0	0	107	32	0
	Grand Total	2885683	486450	670035	454666	60338	8508

Public Utilities

Table No. 12 Fire Service, Fire Fighting Equipments and Calls Attended 2012-13

SN/ Name of the District	Name of the Municipality/ Municipal Corpn.	No. of Fire Service Stations	No. of Fire Service Engines and Motors in use	No. of Persons employed	No. of Fire Calls attended
1/2	3	4	5	6	7
1. Kapurthala					
	Kapurthala	1	3	10	173
	Phagwara	1	2	8	154
	Sultanpur Lodhi	0	0	0	0
	Dhilwan	0	0	0	0
	Begowal	0	0	0	0
	Bhulath	0	0	0	0
	Sub-Total	2	5	18	327
2. Fatehgarh Sahib					
	Amlloh	0	0	0	0
	Sirhind	1	2	15	1500
	Gobindgarh	1	2	16	134
	Bassi Pathana	0	0	0	0
	Khamano	0	0	0	0
	Sub-Total	2	4	31	1634
3. Mansa					
	Mansa	1	3	14	76
	Budhlada	0	0	0	0
	Bareta	0	0	0	0
	Bhikki	0	0	0	0
	Sardulgarh	1	2	9	52
	Sub-Total	2	5	23	128
4. Firozpur					
	Firozpur	1	2	11	90
	Talwandi Bhai	0	0	0	0
	Zira	0	0	0	0
	Abohar	0	0	0	0
	Guru Har Sahai	0	0	0	0
	Makhu	0	0	0	0
	Mudakki	0	0	0	0
	Malanwali khas	0	0	0	0
	Sub-Total	1	2	11	90
5. Ludhiana					
	Ludhiana	5	20	69	592
	Samrala	1	2	11	58
	Khanna	1	4	18	193
	Doraha	0	0	0	0
	Jagraon	0	0	0	0
	Raikot	0	0	0	0
	Mulanpur	0	0	0	0
	Payal	0	0	0	0
	Machhiwara	0	0	0	0
	Maloud	0	0	0	0
	Sahnewal	0	0	0	0
	Sub-Total	7	26	98	843
6. Patiala					
	Ghagga	0	0	0	0
	Bhadson	0	0	0	0
	Ghanaur	0	0	0	0
	Nabha	0	0	0	0
	Patiala	2	6	59	204
	Patran	0	0	0	0
	Rajpura	1	3	28	173
	Samana	1	0	0	0
	Sanaur	0	0	0	0
	Sub-Total	4	9	87	377

7. Amritsar					
	Amritsar	4	10	53	490
	Jandiala	0	0	0	0
	Ramdas	0	0	0	0
	Majitha	0	0	0	0
	Rayya	0	0	0	0
	Raja Sansi	0	0	0	0
	Ajnala	0	0	0	0
	Sub-Total	4	10	53	490
8. Tarn Taran					
	Tarn Taran	0	0	0	0
	Patti	0	0	0	0
	Khemkaran	0	0	0	0
	Sub-Total	0	0	0	0
9. Hoshiarpur					
	Sham Churasi	0	0	0	0
	Hoshiarpur	1	13	14	364
	Haryana	0	0	0	0
	Gardhiwal	0	0	0	0
	Garh Shankar	0	0	0	0
	Tanda	0	0	0	0
	Dasuya	0	0	0	0
	Mukerian	0	0	0	0
	Mahilpur	0	0	0	0
	Talwara	0	0	0	0
	Sub-Total	1	13	14	364
10. Shaheed Bhagat Singh Nagar					
	S.B.S. Nagar	1	2	8	340
	Banga	0	0	0	0
	Balachaur	0	0	0	0
	Rahon	0	0	0	0
	Sub-Total	1	2	8	340
11. Gurdaspur					
	Qadian	0	0	0	0
	Shri Hargobindpur	0	0	0	0
	Dina Nagar	0	0	0	0
	Batala	1	3	17	135
	Dhariwal	0	0	0	0
	Dera Baba Nanak	0	0	0	0
	Gurdaspur	1	3	13	70
	Fatehgarh Churian	0	0	0	0
	Sub-Total	2	6	30	205
12. Faridkot					
	Faridkot	1	1	4	47
	Kotkapura	1	3	12	117
	Jaitu	0	0	0	0
	Sub-Total	2	4	16	164
13. Muktsar					
	Gidderbaha	1	1	15	83
	Bari Wala	1	2	19	48
	Malout	1	4	12	36
	Muktsar	0	0	0	0
	Sub-Total	3	7	46	167
14. Moga					
	Dharamkot	0	0	0	0
	Badhni Kalan	0	0	0	0
	Bagha Purana	0	0	0	0
	Moga	1	6	11	110
	Sub-Total	1	6	11	110
15. Rupnagar					
	Rupnagar	1	2	12	111
	Morinda	0	0	0	0
	Anadpur Sahib	0	0	0	0
	Nangal	1	3	34	130
	Chamkaur Sahib	0	0	0	0
	Sub-Total	2	5	46	241

16. Sahibzada Ajit Singh Nagar					
	S.A.S. Nagar	1	5	29	303
	Kurali	0	0	0	0
	Kharar	0	0	0	0
	Dera Bassi	1	6	17	213
	Zirakpur	0	0	0	0
	Naya-Gaon	0	0	0	0
	Banur	0	0	0	0
	Lalru	0	0	0	0
	Sub-Total	2	11	46	516
17. Bathinda					
	Bathinda	1	9	29	258
	Bhucho	0	0	0	0
	Goniana	0	0	0	0
	Kot Fattah	0	0	0	0
	Maur	0	0	0	0
	Rama	0	0	0	0
	Rampura Phool	1	2	13	74
	Sangat	0	0	0	0
	Talwandi Sabo	0	0	0	0
	Bhgta	0	0	0	0
	Sub-Total	2	11	42	332
18. Jalandhar					
	Adampur	0	0	0	0
	Alawalpur	0	0	0	0
	Jalandhar	3	17	54	410
	Kartarpur	1	1	11	250
	Nakodar	0	0	0	0
	Noor Mahal	0	0	0	0
	Philaur	0	0	0	0
	Shahkot	0	0	0	0
	Goraya	0	0	0	0
	Bhogpur	0	0	0	0
	Lohian Khas	0	0	0	0
	Sub-Total	4	18	65	660
19. Sangrur					
	Malerkotla	1	2	6	60
	Sangrur	1	3	6	124
	Sunam	0	0	0	0
	Dhuri	0	0	0	0
	Longowal	0	0	0	0
	Ahmedgarh	0	0	0	0
	Lehragaga	0	0	0	0
	Bhiwanigarh	0	0	0	0
	Khanauri	0	0	0	0
	Cheema	0	0	0	0
	Dirba	0	0	0	0
	Moonak	0	0	0	0
	Sub-Total	2	5	12	184
20. Barnala					
	Barnala	1	2	20	194
	Tapa	0	0	0	0
	Bhadaur	0	0	0	0
	Dhanoula	0	0	0	0
	Handiaya	0	0	0	0
	Sub-Total	1	2	20	194
21. Fazilka					
	Abohar	1	2	9	110
	Jalalabad	1	1	0	0
	Fazilka	1	1	24	29
	Sub-Total	3	4	33	139
22. Pathankot					
	Pathankot	2	6	30	178
	sujanpur	0	0	0	0
	Sub-Total	2	6	30	178
	Grand Total	50	161	740	7683

Housing and Construction
Table No. 13 Tax Demand on Buildings 2012-13

SN/ Name of the District	Name of the Municipality/ Municipal Corpn.	No. of Residential Houses Subject to Tax						No. of Residential Houses Exempted from Tax						Tax Demand and Assessed Annual Rent/Capital Value						
		Private			Government			Private			Government			Private			Government			Total tax demand (Col. 17+20) (Rs. 000)
		Open Plots	Residential Houses	Others	Open Plots	Residential Houses	Others	Open Plots	Residential Houses	Others	Open Plots	Residential Houses	Others	Assessed rental/ capital value (Rs.000)	Tax demand (Rs. 000)	Allowance for current repair & maintenance & depreciation before levying tax	Assessed rental/ capital value (Rs.000)	Tax demand (Rs. 000)		
1/2	3	4	5	6	7	8	9	10	11	12	13	14	15	16	17	18	19	20	21	
1. Kapurthala																				
	Ka	265	1040	3010	0	501	96	2170	37460	2970	0	0	0	670170	89400	10%	110400	16560	105960	
	Phagwara	0	0	0	0	0	0	780	13860	0	0	10	0	0	0	0%	0	0	0	
	Sultanpur Lodhi	0	0	0	0	7	0	0	2500	0	0	0	0	231000	35000	10%	13550	3000	38000	
	Dhilwan	0	1701	257	0	0	4	0	1701	0	0	0	0	0	4520	10%	4520	1440	5960	
	Begowal	0	15	0	0	0	0	0	0	0	0	0	0	12950	12950	0%	1050	1050	14000	
	Bhulath	0	50	0	0	0	0	0	0	0	0	0	0	8000	8000	0%	1150	1150	9150	
	Sub-Total	265	2806	3267	0	508	100	2950	55521	2970	0	10	0	922120	149870		130670	23200	173070	
2. Fatehgarh Sahib																				
	Amloh	500	3205	0	0	45	0	500	3000	0	0	45	0	0	0	0%	0	0	0	
	Sirhind	0	750	0	0	0	0	5515	3835	0	0	880	0	184	57	8%	0	14000	0	
	Gobindgarh	0	0	0	0	0	0	0	5232	0	0	40	15	585	94400	10%	3500	4.72	96.16	
	Bassi Pathana	0	150	0	0	0	0	210	2510	0	0	0	0	11788	201500	2%	1638	225	2245	
	Khamano	0	262	230	0	0	0	0	0	0	0	0	0	0	1126	0	0	1055	2181	
	Sub-Total	500	4367	230	0	45	0	6225	14577	0	0	965	15	12557	297083		5138	15284.72	4522.16	
3. Mansa																				
	Mansa	0	0	4269	0	911	105	0	0	4269	0	911	105	19469000	520000	10%	500000	79000	599000	
	Budhladha	0	3997	0	0	55	0	0	3950	120	0	0	0	54880	82300	8%	507100	76000	15840	
	Bareta	0	32	502	0	0	4	0	32	502	0	0	4	4466000	670000	0%	173000	26000	696000	
	Bhikhi	0	0	0	0	0	0	0	0	0	0	0	0	29590	102100	0	0	291900	0	
	Sardulgarh	1376	2950	0	0	0	0	1376	2950	0	0	0	0	0	0	0%	0	0	0	
	Sub-Total	1376	6979	4771	0	966	109	1376	6932	4891	0	911	109	24019470	1374400		1180100	472900	1310840	
4. Firozpur																				
	Firozpur	0	0	0	0	0	0	0	0	0	0	0	0	20	60	25%	0	0	0	
	Talwandi Bhai	110	344	0	0	0	0	0	0	0	0	0	0	619300	212900	0.60%	21800	28900	241800	
	Zira	0	116	1265	0	5	16	0	6225	40	0	0	0	8000	7000	0.80%	0	0	0	
	Guru Har Sahai	0	0	0	0	0	974	0	1717	0	0	0	0	135200	135200	0	0	88200	9700	
	Makhu	0	53	1188	0	0	15	0	31	12	0	0	0	89710	13000	10%	93600	14400	2700	
	Mudakki	0	0	0	0	0	0	0	0	0	0	0	0	0	0	0%	0	0	0	
	Malanwali khas	0	0	0	0	0	0	0	0	0	0	0	0	0	0	0%	0	0	0	
	Sub-Total	110	513	2453	0	5	1005	0	7973	52	0	0	0	852230	368160		115400	131500	254200	

5. Ludhiana

Ludhiana	0	8576	25754	0	0	111	1893	132336	0	0	0	0	1552384	206984	10%	4077	550	207534
Samrala	0	6	1546	0	0	55	185	3136	29	2	28	22	17787	2668	10%	1490	223	2891
Khanna	0	129	0	0	45	0	0	26240	0	0	156	0	108695	16200	10%	680	10200	26400
Doraha	0	599	499	0	0	0	0	300	5180	0	0	0	42521	5400	10%	2600	400	5800
Jagraon	0	43	0	0	0	0	17	13132	0	0	0	0	2028	6071	10%	750	750	6821
Raikot	0	0	0	0	0	0	0	5693	0	0	0	0	2125	2583	10%	287	4073	6656
Mulanpur	0	0	0	0	0	0	1346	1622	0	0	0	0	17770	2668	10%	2049	307	2975
Payal	0	0	0	0	0	0	18	1713	7	5	77	6	4500	675	10%	450	68	743
Machhiwara	0	210	0	0	15	0	0	5625	0	0	0	0	16966	2545	10%	150	14	2559
Maloud	0	0	0	0	0	0	180	1530	0	15	12	0	2876	431	10%	260	39	470
Sahnewal	0	305	698	0	0	4	0	4247	0	0	0	0	25560	3500	10%	4461	547	4047
Sub-Total	0	9868	28497	0	60	170	3639	195574	5216	22	273	28	1793212	249725		17254	17171	266896

6. Patiala

Ghagga	0	0	0	0	0	4	0	0	0	0	0	0	0	314000	10%	0	5000	364000
Ghanaur	0	0	0	0	0	0	0	0	0	0	0	0	0	40000	0	0	8000	12000
Nabha	0	210	0	0	21	0	1610	6410	0	0	0	0	0	11000	10%	0	25000	10300
Patiala	0	2684	0	0	0	0	0	2315	0	0	0	0	0	16500	10%	0	26500	43000
Patran	0	0	1743	0	0	0	0	6772	0	0	0	0	0	4000	10%	0	4000	4000
Rajpura	0	135	0	0	0	0	0	16500	0	0	12	0	76984	11454	10%	15147	2272	13726
Sanaur	0	0	0	0	0	0	0	0	0	0	0	0	0	32400	10%	17000	30100	62500
Bhadson	0	0	0	0	0	0	0	0	0	0	0	0	0	0	0%	0	0	0
Samana	0	0	0	0	0	0	0	9994	0	0	0	0	55500	37000	10%	650000	465000	502000
Sub-Total	0	3029	1743	0	21	4	1610	41991	0	0	12	0	132484	466354	0.5	682147	565872	1011526

7. Amritsar

Amritsar	0	21930	0	0	0	0	0	175160	0	0	0	0	10006	16104	10%	0	0	161040
Ramdass	0	349	0	0	6	0	61	1224	279	0	0	0	0	75000	10%	0	1000	8470
Majitha	0	0	0	0	0	0	92	5162	560	0	6	0	13000	95700	0.63	50000	3970	135400
Jandiala Guru	0	0	0	0	0	0	1260	5940	0	0	0	0	54890	49900	10%	81600	20100	70000
Rayya	0	0	0	0	0	0	0	2695	0	0	0	0	0	0	0	0	0	0
Ajnala	0	0	0	0	0	0	720	3363	85	0	48	0	91400	16200	0.08	17000	4200	20400
Raja Sansi	0	410	0	0	10	0	0	2402	0	0	0	2	16700	13000	0.007	8000	1000	14000
Sub Total	0	22689	0	0	6	10	2133	195946	924	0	54	2	185996	265904		156600	30270	409310

8. Tarn Taran

Tarn Taran	0	14250	0	0	0	2012	0	14250	0	0	0	0	0	4400	1250%	0	1400	5800
Patti	0	290	1114	0	42	0	0	6386	0	0	32	0	6253	853	625%	500	75	928
Khemkaran	0	0	0	0	0	0	0	2132	0	0	15	0	0	204	0%	0	21	225
Sub-Total	0	14540	1114	0	42	2012	0	22768	0	0	47	0	6253	5457		500	1496	6953

9. Hoshiarpur

	Sham Churasi	1000	1800	500	0	0	0	0	0	0	0	0	0	10	10	10%	0	10	20
	Hoshiarpur	470	6040	0	0	302	0	0	28000	0	0	50	0	0	216	10%	0	15	231
	Haryana	121	1938	442	0	293	237	0	0	0	0	0	0	57	397	10%	0	0	397
	Gardhiwal	155	1377	1100	9	0	0	1608	2255	0	0	0	0	7709	890	10%	510	243	1133
	Garh Shankar	7	246	46	0	25	0	0	4350	0	0	25	0	0	0	0%	0	0	0
	Tanda	0	32	0	0	0	0	0	4376	0	0	0	0	11920	1930	10%	3230	570	2500
	Dasuya	0	2300	0	0	0	0	1863	4620	0	0	0	0	0	2	10%	1673	2	4
	Mukerian	1800	4800	500	0	198	0	1800	4700	0	0	60	0	141580	21237	10%	4333	65	21302
	Mahilpur	0	0	676	0	0	5	225	2500	0	0	15	0	0	25	0%	0	652	677
	Talwara	0	0	0	0	0	0	0	0	0	0	0	0	0	0	0	0	0	0
	Sub-Total	3553	18533	3264	9	818	242	5496	50801	0	0	150	0	161276	24707		9746	1557	26264

10. Shaheed Bhagat Singh Nagar

	Nawan Shehar	0	10012	0	0	0	0	0	0	0	0	0	0	520350	7805	10%	260470	3907	11712
	Banga	0	992	0	0	9	0	0	4650	0	0	0	0	0	48000	15%	0	5095	53095
	Rahon	0	4000	0	0	2	0	0	1380	0	0	0	0	0	16000	10%	0	1571	0
	Balachaur	0	26	0	0	0	0	0	4561	0	0	0	0	4233	3808	3%	59500	59500	39030
	Sub-Total	0	15030	0	0	11	0	0	10591	0	0	0	0	524583	75613		319970	70073	103837

11. Gurdaspur

	Qadian	0	170	859	0	0	0	50	4444	859	0	0	0	0	6	10%	6	0	6
	Shri Hargobindpur	0	1050	0	0	0	0	0	1050	0	0	0	0	0	0	10%	0	0	0
	Dina Nagar	105	4220	1203	0	0	10	105	4220	1203	0	0	0	20	10	10%	0	0	10
	Batala	0	22750	5310	0	6	48	0	22750	5310	0	0	0	80	54	10%	0	1	55
	Dhariwal	98	72	0	0	150	0	10	1700	0	0	0	0	80	12	10%	22	3	15
	Dera Baba Nanak	0	152	190	0	0	0	0	0	190	0	0	0	0	9	10%	0	0	9
	Gurdaspur	0	110	2420	0	243	0	0	9660	2420	0	0	0	263	40	10%	3	1	41
	Fatehgarh Churian	24	261	0	0	0	0	0	643	0	0	0	0	67	10	10%	4	1	11
	Sub-Total	227	28785	9982	0	399	58	165	44467	9982	0	0	0	510	141		35	6	147

12. Faridkot

	Faridkot	0	2019	743	220	0	0	0	9345	0				15	24	10%	15	5	29
	Kotkapura	0	741	0	0	0	0	0	18530	0	0	87	0	447	67	7%	15	6	73
	Jaitu	0	950	0	0	0	0	0	9300	0				0	12	0%	0	3	15
	Sub-Total	0	3710	743	220	0	0	0	37175	0	0	87	0	462	103		30	14	117

13. Muktsar

	Muktsar	0	53	3698	0	147	0	0	21647	0	0	0	0	37089	68960	6%	5410	8200	77160
	Malout	0	1138	798	0	0	0	0	0	0	0	0	0	106000	167100	4%	213600	28800	195900
	Gidderbaha	0	40	1279	0	0	12	526	6949	30	0	0	5	164370	221800	3%	148930	223400	445200
	Bariwala	0	386	392	0	2	0	0	1215	0	0	2	0	0	31100	0%	0	6200	37300
	Sub-Total	0	1617	6167	0	149	12	526	29811	30	0	2	5	307459	488960		367940	266600	755560

14. Moga																			
Moga	0	2680	6891	0	85	77	0	4128	58	0	0	0	86000	12912	0%	80000	12100	14122	
Bagha Purana	3	37	0	0	7	0	82	4698	21	0	2	0	17460	35010	0%	5880	0	35010	
Dharamkot	0	143	0	0	0	0	0	3500	0	0	0	0	17010	24610	17%	6000	9000	25510	
Badhni Kalan	0	27	0	0	0	0	0	1905	0	0	0	0	49776	68000	0%	77521	11628	691628	
Nihal Singh Wala	5	0	0	0	0	0	0	25	0	0	0	0	0	0	0%	0	0	0	
Kot Isse Khan	450	4500	900	0	85	20	0	0	0	0	0	0	0	0	0%	0	0	0	
Sub-Total	0	27	0	0	0	0	0	1905	0	0	0	0	4977600	680000		77521	11628	691628	
15. Rupnagar																			
Rupnagar	0	701	1392	0	45	170	479	9775	2270	0	50	115	0	0	0%	0	0	0	
Morinda	1202	8038	0	14	76	0	0	0	0	0	0	0	0	1852	0%	0	630	2482	
Anandpur Sahib	0	940	931	0	0	0	13	1975	48	6	22	0	77	2500	8%	3700	1200	3700	
Nangal	459	3287	0	117	1303	0	459	3244	0	117	1648	0	970	136	0%	599000	899200	912800	
Chamkaur Sahib	0	0	0	0	0	0	0	0	0	0	0	0	16079	2411	16%	495	7587	9900	
Sub-Total	1661	12966	2323	131	1424	170	951	14994	2318	123	1720	115	17126	6899		603195	908617	928882	
16. Sahibzada Ajit Singh Nagar																			
S.A.S. Nagar	0	0	0	0	0	0	0	0	0	0	15	10	0	0	0%	0	0	0	
Kurali	0	450	913	0	0	0	0	5850	0	0	0	0	0	1582	0%	0	179	1761	
Kharar	0	3346	0	0	0	0	0	14500	0	0	0	0	6533	5109	0%	3400	510	5619	
Dera Bassi	850	847	0	0	30	0	1050	4500	0	5	30	0	444	2674	0%	132	18	2692	
Zirakpur	0	0	0	0	0	0	0	0	0	0	0	0	38600	60	10%	0	0	60	
Naya-Gaon	0	0	0	0	0	0	0	0	0	0	0	0	0	0	10%	0	964	964	
Banur	0	35	697	0	0	0	0	3505	0	0	0	0	0	1500	10%	0	0	1500	
Lalru	0	0	0	0	0	0	0	0	0	0	0	0	0	0	10%	0	0	0	
Sub-Total	850	4678	1610	0	30	0	1050	28355	0	5	45	10	45577	10925		3532	1671	12596	
17. Bathinda																			
Kot Fattah	0	35	0	0	3	0	0	80	1338	0	0	0	0	0	0%	0	0	0	
Rama	0	18	891	0	0	0	890	3384	891	0	0	0	882233	103300	10%	75000	67000	170300	
Sangat	0	0	0	0	0	0	0	0	0	0	0	0	0	0	10%	0	0	0	
Talwandi Sabo	0	0	0	0	0	0	500	3400	0	0	0	0	0	0	10%	0	0	0	
Bhgta	0	0	0	0	0	0	0	0	0	0	0	0	0	0	10%	0	0	0	
Sub-Total	0	53	891	0	3	0	1390	6864	2229	0	0	0	882233	103300		75000	67000	170300	
18. Jalandhar																			
Adampur	90	2860	0	0	0	0	0	0	0	0	0	0	0	0	0%	0	0	0	
Alawalpur	0	1954	0	0	0	0	0	0	0	0	0	0	0	0	0%	0	0	0	
Jalandhar	0	50900	0	0	0	0	0	0	0	0	0	0	0	0	0%	0	0	0	
Kartarpur	0	23	1286	0	0	0	0	0	0	0	0	0	0	23	1289%	0	0	23	
Nakodar	0	9930	0	0	39	0	0	0	0	0	0	0	0	168	1614%	0	5	173	
Noor Mahal	0	0	0	0	10	0	0	0	0	0	0	0	0	0	0%	0	0	0	
Philaur	0	2965	0	0	0	0	0	0	0	0	0	0	0	0	684%	0	8	8	
Shahkot	0	0	0	0	0	0	0	0	0	0	0	0	0	0	0%	0	0	0	
Goraya	500	2200	840	0	0	0	0	0	0	0	0	0	480	110	912%	0	30	140	
Bhogpur	1443	2110	0	0	1	6	0	0	0	0	0	0	1410	2240	932%	1	12	2252	
Lohian Khas	0	0	0	0	0	0	0	0	0	0	0	0	0	0	0%	0	0	0	
Sub-Total	2033	72942	2126	0	50	6	0	0	0	0	0	0	1890	2541		1	55	2596	

19. Sangrur

	Malerkotla	0	643	0	0	0	0	0	27436	0	0	18	0	73982	12535	15%	12950	7850	20385
	Sangrur	0	325	1632	0	0	0	0	15215	0	0	60	0	29475	7618	15%	35960	2125	9743
	Sunam	0	192	0	0	28	0	0	9853	0	0	0	0	39766	6024	15%	8490	1076	7100
	Dhuri	1000	9485	0	0	0	0	300	8326	0	0	0	0	0	5600	15%	0	5600	11200
	Longowal	0	0	567	0	10	10	0	3165	0	0	0	0	4230	630	15%	1244	148	778
	Ahmedgarh	0	85	0	0	0	0	0	5030	0	0	18	0	244	3200	15%	0	222	3422
	Lehragaga	0	0	0	0	15	8	285	3903	0	0	0	0	7202	988	15%	2352	322	1310
	Bhiwanigarh	0	0	0	0	0	0	0	4465	0	0	0	0	1423	1423	15%	1423	1423	2846
	Khanauri	0	0	0	0	0	8	0	1855	0	0	0	0	3950	534	15%	550	74	608
	Cheema	0	0	0	0	0	0	156	2096	0	0	0	0	0	359	15%	0	13	372
	Dirba	0	46	652	0	0	5	0	1900	0	0	0	0	4825	695	15%	140	20	715
	Moonak	0	0	0	0	0	0	0	2232	0	0	0	0	0	800	15%	1136	100	900
	Sub-Total	1000	10776	2851	0	53	31	741	85476	0	0	96	0	165097	40406		64245	18973	59379

20. Barnala

	Barnala	56	2423	0	2	55	0	135	30800	0	0	0	0	1500	197	85%	272	41	238
	Tapa	0	0	0	0	0	0	0	4050	0	0	0	0	28	4	2%	4	0	4
	Bhadaur	0	0	0	0	24	0	0	3020	0	0	0	0	544	6	10%	15	0	6
	Dhanoula	60	3840	0	20	0	0	60	3840	0	20	0	0	67	4	6%	60	0	4
	Handiaya	0	0	0	0	0	0	0	2025	0	0	0	0	15	2	13%	0	0	2
	Sub-Total	116	6263	0	22	79	0	195	43735	0	20	0	0	2154	213		351	41	254

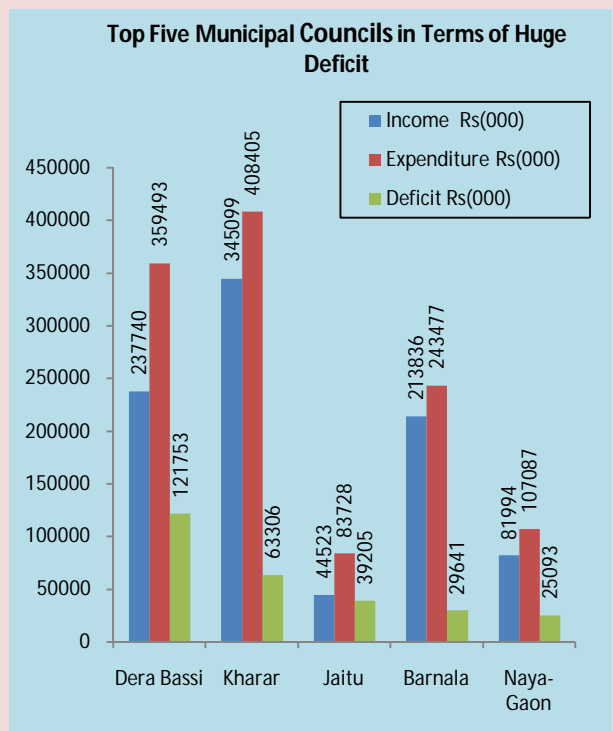
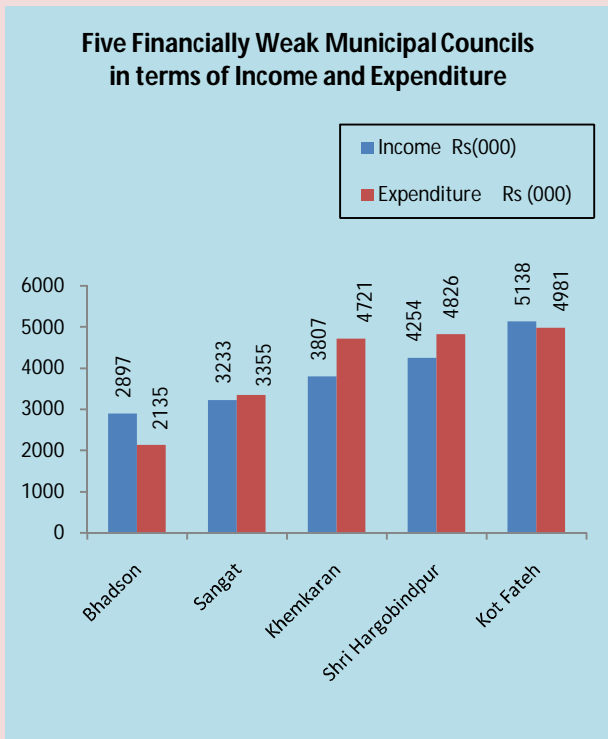
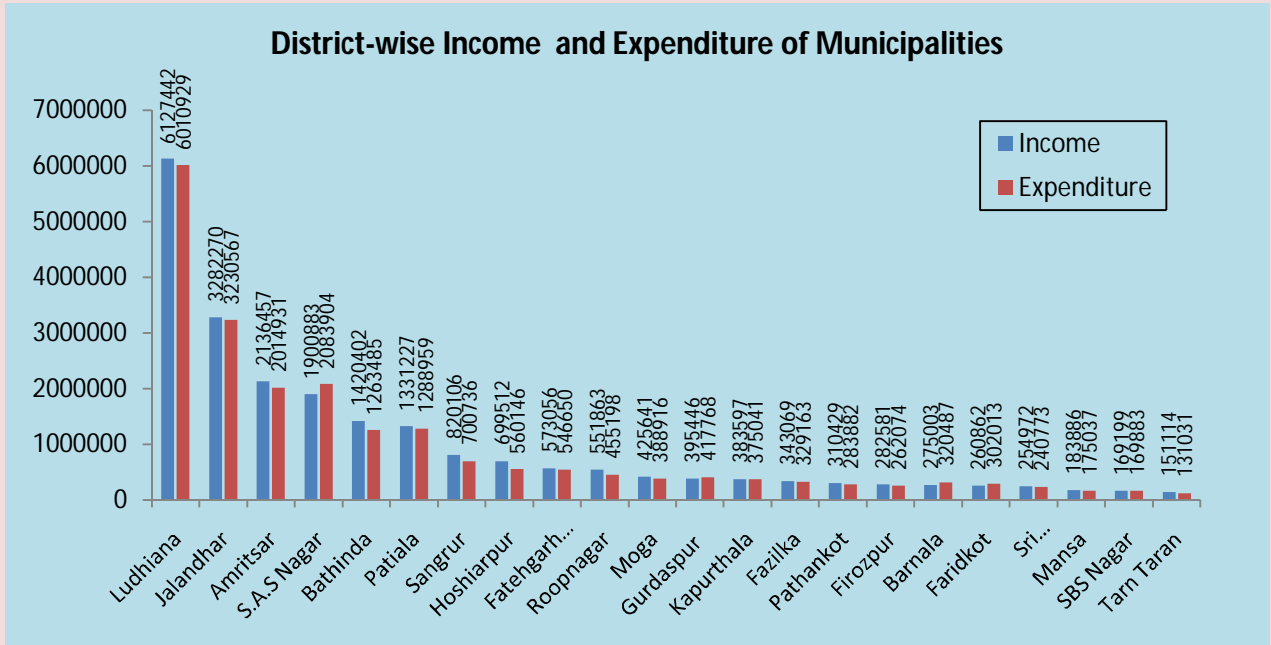
21. Fazilka

	Abohar	0	3500	0	0	8	5	0	36500	0	0	0	0	1575	4950	16%	57000	2500	7450
	Jalalabad	3481	180	0	0	38	0	0	3481	0	0	38	0	1060	1500	10%	7000	1000	2500
	Fazilka	0	999	0	0	0	0	0	0	1060	0	0	0	0	2950	0	0	2950	5900
	Sub-Total	3481	4679	0	0	0	5	0	39981	1060	0	38	0	2635	9400		64000	6450	15850

22. Pathankot

	Pathankot	0	35626	0	0	180	0	0	36537	0	0	0	0	410000	4100	10%	850000	85000	89100
	Sujanpur	0	75	0	0	0	0	52	381	50	2	5	0	9028	6000	10%	12000	43000	10000
	Sub-Total	0	35701	0	0	180	0	52	36918	50	2	5	0	419028	10100	0	862000	128000	99100
	Grand Total	15172	280551	72032	382	4849	3934	28499	972355	29722	172	4415	284	35431952	4630261		4735375	2738378.7	6303827.2

Box-5- Income and Expenditure of Municipalities



Finances of Municipalities
Table No. 14 Income and Expenditure of Municipalities 2012- 13

SN/ Name of the District	Name of the Municipality/ Municipal Corpn.	Income (Rs. 000)	Expenditure (Rs. 000)
1/2	3	4	5
1. Kapurthala			
	Kapurthala	138589	141553
	Phagwara	192232	181846
	Sultanpur Lodhi	21389	21159
	Dhilwan	8052	5921
	Begowal	11855	11546
	Bhulath	11480	13016
	Sub-Total	383597	375041
2. Fatehgarh Sahib			
	Amloh	20393	21230
	Sirhind	106252	81166
	Gobindgarh	411278	407788
	Bassi Pathana	16466	16806
	Khamano	18667	19660
	Sub-Total	573056	546650
3. Mansa			
	Mansa	85115	82608
	Budhlada	42516	31460
	Bareta	15932	21423
	Bhikhi	9968	6761
	Sardulgarh	30355	32785
	Sub-Total	183886	175037
4. Firozpur			
	Firozpur	100070	98304
	Talwandi Bhai	52876	60843
	Zira	41700	39215
	Guru Har Sahai	20340	20507
	Makhu	17171	19279
	Mudakki	22566	13693
	Malanwali khas	27858	10233
	Sub-Total	282581	262074
5. Ludhiana			
	Ludhiana	5460269	5324061
	Samrala	41303	38115
	Khanna	262552	270647
	Doraha	78579	94770
	Jagraon	101976	105031
	Raikot	45354	45111
	Mulanpur Dakha	26802	25537
	Payal	11736	11477
	Machhiwara	29966	30679
	Maloud	6978	7394
	Sahnewal	61927	58107
	Sub-Total	6127442	6010929
6. Patiala			
	Ghagga	18588	15554
	Bhadson	2897	2135
	Ghanaur	5917	4950
	Nabha	133272	118519
	Patiala	706221	680717
	Patran	43303	43666
	Rajpura	287382	301957
	Samana	111866	105643
	Sanaur	21781	15818
	Sub-Total	1331227	1288959
7. Amritsar			
	Amritsar	1991040	1856845
	Jandiala	54798	58076
	Ramdas	5318	6530
	Majitha	8869	8819
	Rayya	25859	26751
	Raja Sansi	25928	31315
	Ajnala	24645	26595
	Sub-Total	2136457	2014931

8. Tarn Taran			
	Tarn Taran	118206	96141
	Patti	29101	30169
	Khemkaran	3807	4721
	Sub-Total	151114	131031
9. Hoshiarpur			
	Sham Churasi	20722	21793
	Hoshiarpur	319330	303253
	Haryana	15017	10036
	Gardhiwal	15486	12813
	Garh Shankar	54320	24292
	Tanda	59217	50546
	Dasuya	49361	43915
	Mukerian	112528	54086
	Mahilpur	25031	25012
	Talwara	28500	14400
	Sub-Total	699512	560146
10. Shaheed Bhagat Singh Nagar			
	S.B.S. Nagar	76487	77586
	Banga	49158	47308
	Balachaur	26693	26355
	Rahon	16861	18634
	Sub-Total	169199	169883
11. Gurdaspur			
	Qadian	30838	30226
	Shri Hargobindpur	4254	4826
	Dina Nagar	29659	32451
	Batala	165082	167912
	Dhariwal	21347	21478
	Dera Baba Nanak	20494	29858
	Gurdaspur	97782	104441
	Fatehgarh Churian	27990	26576
	Sub-Total	395446	417768
12. Faridkot			
	Faridkot	83517	88198
	Kotkapura	132822	130087
	Jaitu	44523	83728
	Sub-Total	260862	302013
13. Muktsar			
	Gidderbaha	50891	50826
	Bari Wala	7544	4935
	Malout	64227	40570
	Muktsar	132310	144442
	Sub-Total	254972	240773
14. Moga			
	Dharamkot	26811	29570
	Badhni Kalan	10285	11975
	Bagha Purana	51433	33910
	Moga	337112	313461
	Sub-Total	425641	388916
15. Rupnagar			
	Rupnagar	71510	75514
	Morinda	70556	53137
	Anadpur Sahib	23794	24393
	Nangal	374620	293652
	Chamkaur Sahib	11383	8502
	Sub-Total	551863	455198
16. Sahibzada Ajit Singh Nagar			
	S.A.S. Nagar	507980	473963
	Kurali	65291	68964
	Kharar	345099	408405
	Dera Bassi	237740	359493
	Zirakpur	520231	542445
	Naya-Gaon	81994	107087
	Banur	79154	51155
	Lalru	63394	72392
	Sub-Total	1900883	2083904

17. Bathinda			
	Bathinda	1084473	986683
	Bhucho	58102	59229
	Goniana	33983	33656
	Kot Fattah	5138	4981
	Maur	41871	39453
	Rama	24980	24491
	Rampura Phool	86708	71373
	Sangat	3233	3355
	Talwandi Sabo	48314	39914
	Bhgta	33600	350
	Sub-Total	1420402	1263485
18. Jalandhar			
	Adampur	27827	27827
	Alawalpur	12370	8800
	Jalandhar	2923712	2923712
	Kartarpur	29951	26371
	Nakodar	74521	61076
	Noor Mahal	39893	35565
	Philaur	62586	57030
	Shahkot	20067	19853
	Goraya	51812	44441
	Bhogpur	23658	15798
	Lohian Khas	15873	10094
	Sub-Total	3282270	3230567
19. Sangrur			
	Malerkotla	235337	155588
	Sangrur	152483	151760
	Sunam	127239	102439
	Dhuri	67848	67204
	Longowal	10156	8399
	Ahmedgarh	78409	78215
	Lehragaga	30877	27943
	Bhiwanigarh	30068	30067
	Khanauri	24937	22760
	Cheema	25987	24009
	Dirba	25785	21455
	Moonak	10980	10897
	Sub-Total	820106	700736
20. Barnala			
	Barnala	213836	243477
	Tapa	25012	39836
	Bhadaur	11439	11677
	Dhanoula	14698	14612
	Handiaya	10018	10885
	Sub-Total	275003	320487
21. Fazilka			
	Abohar	129632	124353
	Jalalabad	53278	54278
	Fazilka	160159	150532
	Sub-Total	343069	329163
22. Pathankot			
	Pathankot	273069	246402
	sujanpur	37360	37480
	Sub-Total	310429	283882
	Grand Total	22279017	21551573

Transport and Communication

Table No. 15 Length of Different Types of Roads in the Municipal Area (km) 2012-13

SN/ Name of the District	Name of the Municipality/ Municipal Corpn.	Surfaced		Unsurfaced			Total
		Cement Concrete	Black top	Water bound macadam	Motor-able	Unmotor-able	
1/2	3	4	5	6	7	8	9
1. Kapurthala							
	Kapurthala	29	83	0	0	0	112
	Phagwara	41	81	2	10	2	136
	Sultanpur Lodhi	11	10.5	0	15	6.5	43
	Dhilwan	3	3.5	0	0	0	6.5
	Begowal	5.2	2.5	0	1	0	8.7
	Bhulath	5.2	2	0	1	0	8.2
	Sub-Total	94.4	182.5	2	27	8.5	314.4
2. Fatehgarh Sahib							
	Amlloh	0	0	0	0	0	0
	Sirhind	38	9	4	7	7	65
	Gobindgarh	108	95	2	203	2	410
	Bassi Pathana	5	6.1	0	2.1	4.35	17.55
	Khamano	2.8	3.55	0	6.2	2.65	15.2
	Sub-Total	153.8	113.65	6	218.3	16	507.75
3. Mansa							
	Mansa	21.05	32	1	14	6	74.05
	Budhlada	7.9	12	0	6	0	25.9
	Bareta	6	8	0	0	0	14
	Bhikhi	16.56	3	0	19.56	0	39.12
	Sardulgarh	35	2	0	3	2	42
	Sub-Total	86.51	57	1	42.56	8	195.07
4. Firozpur							
	Firozpur	37	19	0	56	0	112
	Talwandi Bhai	6.5	14.5	0	21	0	42
	Zira	3	2	0	5	0	10
	Guru Har Sahai	8	11	0	0	0	19
	Makhu	8.5	2.5	0	13	1	25
	Mudakki	4.5	7.5	0	12	0	24
	Malanwali khas	0	2.6	1	1.9	0	5.5
	Sub-Total	67.5	59.1	1	108.9	1	237.5
5. Ludhiana							
	Ludhiana	610	2465	10	770	10	3865
	Samrala	1.67	2.62	0	2.58	0	6.87
	Khanna	71.2	51.4	2.4	0	9.5	134.5
	Doraha	3.9	10	1	2.8	1.2	18.9
	Jagraon	5.25	18.08	0	0	0	23.33
	Raikot	10	13.19	0	3	2	28.19
	Mulanpur	5.25	18.08	0	0	0	23.33
	Payal	6	5	0	0	0	11
	Machhiwara	11	5	2	0	0	18
	Maloud	8.5	6.5	0	3	0	18
	Sahnewal	6.5	7.9	0	0.5	0	14.9
	Sub-Total	739.27	2602.77	15.4	781.88	22.7	4162.02
6. Patiala							
	Ghagga	2	2.5	0	0	0	4.5
	Bhadson	8	2	0	1	0	11
	Ghanaur	3.5	1.75	0.5	9	5	19.75
	Nabha	62	22	2	110	2	198
	Patiala	57	275	48	47	18	445
	Patran	43	6	0	3	3	55
	Rajpura	30	60	1	4	1	96
	Samana	18	12	0	57	6	93
	Sanaur	6	3	0	1	1	11
	Sub-Total	229.5	384.25	51.5	232	36	933.25

8. Tarn Taran							
	Tarn Taran	6	18	2	3	2	31
	Patti	2.59	3.65	0	2	0	8.24
	Khemkaran	0	0	0	1	0	1
	Sub-Total	8.59	21.65	2	6	2	40.24
9. Hoshiarpur							
	Sham Churasi	8	3.5	0	8	0	19.5
	Hoshiarpur	102	60	10	63	19	254
	Haryana	7.77	4.5	0	2.5	0	14.77
	Gardhiwal	71.77	5.77	0	5.77	0	83.31
	Garh Shankar	25	10.4	3.5	11.1	3.1	53.1
	Tanda	7	6	2	2	2	19
	Dasuya	3	10	0	0	0	13
	Mukerian	5.92	8.88	0	8.88	5.92	29.6
	Mahilpur	6.05	4.25	0	10	5	25.3
	Talwara						
	Sub-Total	236.51	113.3	15.5	111.25	35.02	511.58
10. Shaheed Bhagat Singh Nagar							
	S.B.S. Nagar	21.1	29.2	0	6.3	2.1	58.7
	Banga	10.5	5.42	0.58	0	0	16.5
	Balachaur	15	3.03	0	2.5	4	24.53
	Rahon	29.25	2	0	0	0	31.25
	Sub-Total	75.85	39.65	0.58	8.8	6.1	130.98
11. Gurdaspur							
	Qadian	0	6	0	0	0	6
	Shri Hargobindpur	3	7	0	2	0	12
	Dina Nagar	8	4	0	0	0	12
	Batala	31	50	1.05	50	25	157.05
	Dhariwal	0	3	0	3	0	6
	Dera Baba Nanak	1	0.5	0	0.5	0.3	2.3
	Gurdaspur	0	9.05	0	9.05	0	18.1
	Fatehgarh Churian	0	3	0	3	0	6
	Sub-Total	43	82.55	1.05	67.55	25.3	219.45
12. Faridkot							
	Faridkot	11.05	74.85	0	0.5	1.5	87.9
	Kotkapura	2	53.6	0	47	8.6	111.2
	Jaitu	1	29	0	2	0	32
	Sub-Total	14.05	157.45	0	49.5	10.1	231.1
14. Moga							
	Dharamkot	4	6.5	0.5	12	1.5	24.5
	Badhni Kalan	3	4.5	0	1	0	8.5
	Bagha Purana	12	5.2	0	2.3	0	19.5
	Moga	82.7	158.5	2.5	243.71	28	515.41
	Sub-Total	101.7	174.7	3	259.01	29.5	567.91
15. Rupnagar							
	Rupnagar	12	18	2.74	33.24	1	66.98
	Morinda	24.5	15.5	0	40	0	80
	Anadpur Sahib	24.5	3	0	20.5	19	67
	Nangal	0	90.4	0	89.34	0.8	180.54
	Chamkaur Sahib	0	0	0	0	0	0
	Sub-Total	61	126.9	2.74	183.08	20.8	394.52
16. Sahibzada Ajit Singh Nagar							
	S.A.S. Nagar	0	480	0	0	0	480
	Kurali	19.82	10.35	0	22.5	0	52.67
	Kharar	42.15	25.2	0	9.15	0	76.5
	Dera Bassi	38.15	17	0	35	20	110.15
	Zirakpur	30	63	27	27	0	147
	Naya-Gaon	0	0	0	0	0	0
	Banur	9	0	5.03	0	3.82	17.85
	Lalru	12	35	8	5	0	60
	Sub-Total	151.12	630.55	40.03	98.65	23.82	944.17

17. Bathinda							
	Bathinda	8.5	351.3	0	351.3	0	711.1
	Bhucho	4	16.1	0	8.5	1	29.6
	Goniana	2	8	0	4	2.5	16.5
	Kot Fattah	0	5	0	3	1	9
	Maur	22	26	0	30	8	86
	Rama	2	5.9	0	0	2	9.9
	Rampura Phool	18	20	10	10	5	63
	Sangat	1.1	1	0	0	0	2.1
	Talwandi Sabo	10	15	0	6	0	31
	Bhgta	2	0	3	0	0	5
	Sub-Total	69.6	448.3	13	412.8	19.5	963.2
19. Sangrur							
	Malerkotla	16	46	5	0	1	68
	Sangrur	55	100	5	0	15	175
	Sunam	11	34	0	13	23	81
	Dhuri	39	31	0	9	9	88
	Longowal	6	19	0	0	0	25
	Ahmedgarh	11	46	0	0	4	61
	Lehragaga	10.5	20.5	0	0	0	31
	Bhiwanigarh	11	5	1	4	5	26
	Khanauri	21.05	5	0.05	0.85	0.05	27
	Cheema	0	14.5	6	8.1	0.4	29
	Dirba	3.8	3.95	0	4	0	11.75
	Moonak	14	5.5	0	4	0	23.5
	Sub-Total	198.35	330.45	17.05	42.95	57.45	646.25
20. Barnala							
	Barnala	12.45	70.5	70.45	46.65	23.15	223.2
	Tapa	2.5	5	3.1	3	2	15.6
	Bhadaur	2.5	9.5	0	0	1.32	13.32
	Dhanoula	3.5	9	1	1.72	7	22.22
	Handiaya	2	3	2	5	1	13
	Sub-Total	22.95	97	76.55	56.37	34.47	287.34
21. Fazilka							
	Abohar	8.24	64.85	0	41.41	43.5	158
	Jalalabad	6.3	9.35	0	15.65	0	31.3
	Fazilka	54.4	56.1	0	110.5	0	221
	Sub-Total	68.94	130.3	0	167.56	43.5	410.3
22. Pathankot							
	Pathankot	15.01	42.23	0	68	0	125.24
	sujanpur	11.5	15	0	15	0	41.5
	Sub-Total	26.51	57.23	0	83	0	166.74
	Grand Total	2449.15	5809.3	248.4	2957.16	399.76	11863.77

Transport and Communication
Table No. 16 No. of Post Offices, Telegraph Offices, Telephone Connections and Public Call
Offices in Municipal Area 2012-13

SN/ Name of the District	Name of the Municipality/ Municipal Corpn.	Postal Facilities			Telephone Facilities	
		Post Offices	Telegraph Offices	Letter Boxes	Telephone Connections	Public Call Offices
1/2	3	4	5	6	7	8
1. Kapurthala						
	Kapurthala	20	0	22	5114	119
	Phagwara	6	0	15	7816	61
	Sultanpur Lodhi	2	0	11	714	10
	Dhilwan	1	0	10	417	19
	Begowal	1	0	4	886	21
	Bhulath	1	0	7	953	28
	Sub-Total	31	0	69	15900	258
2. Fatehgarh Sahib						
	Amloh	1	0	4	0	0
	Sirhind	4	0	5	1815	15
	Gobindgarh	2	0	5	4900	60
	Bassi Pathana	1	0	5	663	6
	Khamano	1	0	3	990	12
	Sub-Total	9	0	22	8368	93
3. Mansa						
	Mansa	1	1	15	6541	13
	Budhlada	1	0	12	2687	9
	Bareta	1	0	5	1601	8
	Bhikhi	1	0	3	967	6
	Sardulgarh	1	0	3	852	9
	Sub-Total	5	1	38	12648	45
4. Firozpur						
	Firozpur	10	0	32	5420	74
	Talwandi Bhai	1	0	2	750	5
	Zira	1	0	9	2460	59
	Guru Har Sahai	1	0	11	1630	35
	Makhu	1	0	5	1100	25
	Mudakki	1	0	2	0	0
	Malanwali khas	1	0	2	0	0
	Sub-Total	16	0	63	11360	198
5. Ludhiana						
	Ludhiana	46	0	331	89694	243
	Samrala	2	0	11	1911	5
	Khanna	4	0	21	9982	4
	Doraha	2	0	4	4190	9
	Jagraon	4	0	22	5047	15
	Raikot	1	0	5	2702	0
	Mulanpur	1	0	5	2872	2
	Payal	1	0	4	1197	0
	Machhiwara	1	0	9	1220	2
	Maloud	1	0	8	563	0
	Sahnewal	2	0	5	2263	5
	Sub-Total	65	0	425	121641	285
6. Patiala						
	Ghagga	1	0	1	412	10
	Bhadson	1	0	1	421	5
	Ghanaur	1	0	1	618	1
	Nabha	2	0	5	4700	10
	Patiala	21	0	30	59465	562
	Patran	1	0	1	1881	0
	Rajpura	4	0	10	6810	9
	Samana	1	0	6	3205	1
	Sanaur	1	0	1	474	0
	Sub-Total	33	0	56	77986	598
7. Amritsar						
	Amritsar	42	0	377	10610	1870
	Jandiala	1	1	8	1230	19
	Ramdas	1	0	5	720	3
	Majitha	1	1	8	0	0
	Rayya	1	0	0	0	0
	Raja Sansi	1	1	4	310	3
	Ajnala	1	1	3	590	8
	Sub-Total	48	4	405	13460	1903

8. Tarn Taran						
	Tarn Taran	2	0	24	3227	59
	Patti	2	0	4	2015	45
	Khemkaran	1	0	1	25	12
	Sub-Total	5	0	29	5267	116
9. Hoshiarpur						
	Sham Churasi	1	0	5	820	0
	Hoshiarpur	19	2	85	16000	40
	Hariana	1	1	2	1727	109
	Gardhiwal	1	1	4	1757	12
	Garh Shankar	1	1	7	4550	1
	Tanda	2	1	5	2658	118
	Dasuya	4	1	24	2700	92
	Mukerian	1	1	13	1391	42
	Mahilpur	1	0	7	850	20
	Talwara	1	1	4	780	30
	Sub-Total	32	9	156	33233	464
10. Shaheed Bhagat Singh Nagar						
	S.B.S. Nagar	3	0	14	5918	110
	Banga	2	0	13	3380	50
	Balachaur	1	0	6	2248	40
	Rahon	1	0	2	1540	18
	Sub-Total	7	0	35	13086	218
11. Gurdaspur						
	Qadian	1	1	5	4638	2
	Shri Hargobindpur	1	0	3	364	8
	Dina Nagar	2	1	12	2430	78
	Batala	12	1	41	23428	80
	Dhariwal	1	1	5	28812	12
	Dera Baba Nanak	1	0	5	1378	2
	Gurdaspur	5	1	36	22750	25
	Fatehgarh Churian	1	0	2	1168	6
	Sub-Total	24	5	109	84968	213
12. Faridkot						
	Faridkot	3	1	40	7289	87
	Kotkapura	2	0	17	7093	57
	Jaitu	1	0	21	2643	29
	Sub-Total	6	1	78	17025	173
13. Muktsar						
	Gidderbaha	3	3	32	8013	8
	Bari Wala	1	1	5	5307	1
	Malout	1	1	9	2913	1
	Muktsar	1	1	29	760	11
	Sub-Total	6	6	75	16993	21
14. Moga						
	Dharamkot	1	0	2	950	30
	Badhni Kalan	0	0	1	450	10
	Bagha Purana	1	1	5	2600	42
	Moga	6	6	57	13300	150
	Sub-Total	8	7	65	17300	232
15. Rupnagar						
	Rupnagar	3	0	31	4836	92
	Morinda	1	0	9	3562	14
	Anadpur Sahib	1	0	8	1156	20
	Nangal	7	0	22	4377	56
	Chamkaur Sahib	1	0	8	2337	35
	Sub-Total	13	0	78	16268	217
16. Sahibzada Ajit Singh Nagar						
	S.A.S. Nagar	10	1	55	31998	711
	Kurali	1	1	11	3109	66
	Kharar	1	1	15	3922	94
	Dera Bassi	1	1	7	6002	104
	Zirakpur	1	0	12	5011	130
	Naya-Gaon	1	1	2	311	74
	Banur	1	1	7	1083	14
	Lalru	1	0	6	318	9
	Sub-Total	17	6	115	51754	1202

17. Bathinda						
	Bathinda	9	0	64	17252	5
	Bhucho	1	0	5	1444	27
	Goniana	1	0	6	1168	7
	Kot Fattah	1	0	1	214	2
	Maur	1	0	8	1543	17
	Rama	2	0	6	3473	22
	Rampura Phool	2	0	6	3473	22
	Sangat	1	0	3	425	0
	Talwandi Sabo	1	0	4	831	31
	Bhgta	0	0	0	0	0
	Sub-Total	19	0	103	29823	133
18. Jalandhar						
	Adampur	1	1	4	3200	2
	Alawalpur	1	1	5	1301	1
	Jalandhar	50	7	315	119110	2179
	Kartarpur	2	1	10	3531	9
	Nakodar	5	1	19	3711	8
	Noor Mahal	2	1	13	3104	6
	Philaur	3	1	8	4340	17
	Shahkot	1	1	3	3000	50
	Goraya	1	1	3	1300	14
	Bhogpur	1	0	5	3010	13
	Lohian Khas	1	1	2	1411	1
	Sub-Total	68	16	387	147018	2300
19. Sangrur						
	Malerkotla	3	0	17	5494	19
	Sangrur	5	0	18	7512	60
	Sunam	2	0	8	4698	31
	Dhuri	2	0	8	5323	92
	Longowal	2	0	6	685	16
	Ahmedgarh	1	0	15	3021	3
	Lehragaga	1	0	7	1489	15
	Bhiwanigarh	1	0	7	1270	2
	Khanauri	1	0	3	392	2
	Cheema	1	0	1	616	9
	Dirba	1	0	8	1064	7
	Moonak	1	0	5	557	5
	Sub-Total	21	0	103	32121	261
20. Barnala						
	Barnala	5	1	20	8759	62
	Tapa	1	0	5	1230	11
	Bhadaur	1	0	4	630	10
	Dhanoula	1	0	3	958	14
	Handiaya	1	0	1	709	6
	Sub-Total	9	1	33	12286	103
21. Fazilka						
	Abohar	10	0	45	11725	226
	Jalalabad	2	0	13	1816	64
	Fazilka	10	0	20	4245	50
	Sub-Total	22	0	78	17786	340
22. Pathankot						
	Pathankot	13	4	56	28850	12
	sujanpur	1	1	6	7500	50
	Sub-Total	14	5	62	36350	62
	Grand Total	478	61	2584	792641	9435

Employment in Municipalities

Table No. 17 Category-wise Employment and Emoluments 2012-13

SN/ Name of the District	Name of the Municipality/ Municipal Corpn.	Employment under Public Utility Undertakings											Other Employees								Grand Total		
		Elec. Light & Power Supply		Water Supply		Sanitary Services		Transporation		Others		Total		Education		Medical and Health		Others		Total			
		No.	Wages & Salaries (Rs.000)	No.	Wages & Salaries (Rs.000)	No.	Wages & Salaries (Rs.000)	No.	Wages & Salaries (Rs.000)	No.	Wages & Salaries (Rs.000)	No.	Wages & Salaries (Rs.000)	No.	Wages & Salaries (Rs.000)	No.	Wages & Salaries (Rs.000)	No.	Wages & Salaries (Rs.000)	No.	Wages & Salaries (Rs.000)	No.	Wages & Salaries (Rs.000)
1/2	3	4	5	6	7	8	9	10	11	12	13	14	15	16	17	18	19	20	21	22	23	24	25
1. Kapurthala																							
	Kapurthala	2	600000	47	12813000	155	34956000	0	0	10	7526000	214	55895000	0	0	0	0	0	0	0	0	214	
	Phagwara	13	1410000	20	8200000	215	38164000	0	0	20	5047000	268	52821000	10	3985000	0	0	47	38746000	57	42731000	325	9552000
	Sultanpur Lodhi	0	0	4	1200000	19	4172000	0	0	5	1610000	28	6982000	0	0	0	0	36	5890000	36	5890000	64	12872000
	Dhilwan	2	122000	4	219000	28	1474000	4	440000	0	0	38	2255000	0	0	0	0	0	0	0	0	38	2255000
	Begowal	0	0	1	48000	0	0	0	0	0	0	1	48000	0	0	0	0	4	1099000	4	1099000	5	1147000
	Bhulath	1	317000	1	317000	10	1512000	4	605000	0	0	16	2751000	0	0	0	0	7	2325000	7	2325000	23	5076000
	Sub-Total	18	2449000	77	22797000	427	80278000	8	1045000	35	14183000	565	120752000	10	3985000	0	0	94	48060000	104	52045000	669	172797000
2. Fatehgarh Sahib																							
	Amlah	0	0	3	0	16	0	0	0	0	0	19	0	0	0	0	0	0	0	0	0	19	0
	Sirhind	1	275000	6	3115000	57	10399000	0	0	0	0	64	13789000	0	0	0	0	35	19045000	35	19045000	99	32834000
	Gobindgarh	1	307000	5	33784000	131	383000	0	0	0	0	137	34474000	10	3283000	0	0	0	0	10	3283000	147	37757000
	Bassi Pathana	0	0	0	0	0	0	0	0	0	0	0	0	0	0	0	0	0	0	0	0	0	0
	Khamano	2	133000	2	133000	7	1212000	0	0	0	0	11	1478000	0	0	0	0	0	0	0	0	11	1478000
	Sub-Total	4	715000	16	37032000	211	11994000	0	0	0	0	231	49741000	10	3283000	0	0	35	19045000	45	22328000	276	72069000
3. Mansa																							
	Mansa	1	378000	0	0	78	20753000	0	0	0	0	79	21131000	0	0	0	0	70	44404000	70	44404000	149	65535000
	Budhlada	1	348000	0	0	31	8640000	0	0	0	0	32	8988000	0	0	0	0	10	378000	10	378000	42	9366000
	Bareta	0	0	0	0	20	2989000	0	0	0	0	20	2989000	0	0	0	0	16	4996000	16	4996000	36	7985000
	Bhikhi	0	0	3	748000	6	987000	0	0	0	0	9	1735000	0	0	0	0	20	6468000	20	6468000	29	8203000
	Sardulgarh	2	714000	4	1387000	14	2852000	0	0	7	2216000	27	7169000	3	1185000	0	0	0	0	3	1185000	30	8354000
	Sub-Total	4	1440000	7	2135000	149	36221000	0	0	7	2216000	167	42012000	3	1185000	0	0	116	56246000	119	57431000	286	99443000
4. Firozpur																							
	Firozpur	0	0	28	10080000	90	24745000	0	0	73	29323000	191	64148000	0	0	0	0	0	0	0	0	191	64148000
	Talwandi Bhai	0	0	8	4433000	12	3249000	0	0	24	10287000	44	17969000	0	0	0	0	0	0	0	0	44	17969000
	Zira	5	2986000	6	3385000	43	9669000	0	0	19	10234000	73	26274000	0	0	0	0	0	0	0	0	73	26274000
	Guru Har Sahai	0	0	5	1388000	19	4775000	0	0	0	0	24	6163000	0	0	0	0	0	0	0	0	24	6163000
	Makhu	1	323000	1	323000	20	1812000	0	0	11	4317000	33	6775000	0	0	0	0	0	0	0	0	33	6775000
	Mudakki	0	0	4	12000	0	0	0	0	0	0	4	12000	0	0	0	0	0	0	0	0	4	12000
	Malanwali khas	0	0	0	0	18	6882000	0	0	5	1987000	23	8869000	0	0	0	0	0	0	0	0	23	8869000
	Sub-Total	6	3309000	52	19621000	202	51132000	0	0	132	56148000	392	130210000	0	0	0	0	0	0	0	392	130210000	

5. Ludhiana																							
Ludhiana	176	71438	1646	527821	2334	928112	0	0	3042	966364	7198	2493735	26	8614	114	10534	0	0	140	19148	7338	2512883	
Samrala	23	13779	4	1587	22	4519	0	0	23	13779	72	33664	0	0	0	0	0	0	0	0	72	33664	
Khanna	2	604	28	13500	200	54112	0	0	153	70344	383	138560	0	0	3	1083	0	0	3	1083	386	139643	
Doraha	1	300	2	1072	34	9912	0	0	0	0	37	11284	4	1623	0	0	22	12133	26	13756	63	25040	
Jagraon	1	588	8	2930	89	17770	0	0	0	0	98	21288	0	0	1	1300	17	12080	18	13380	116	34668	
Raikot	0	0	7	1623	50	8700	0	0	0	0	57	10323	0	0	0	0	27	9812	27	9812	84	20135	
Mulanpur	1	536	4	864	19	5722	0	0	0	0	24	7122	0	0	0	0	26	15670	26	15670	50	22792	
Payal	2	645	2	760	25	1392	0	0	13	6264	42	9061	0	0	0	0	0	0	0	0	42	9061	
Machhiwara	1	569	3	1303	26	6225	0	0	19	12790	49	20887	10	4060	0	0	0	0	10	4060	59	24947	
Maloud	0	0	0	0	10	289	0	0	0	0	10	289	0	0	0	0	10	932	10	932	20	1221	
Sahnawal	2	643	0	0	32	5245	0	0	31	13081	65	18969	0	0	0	0	39	10803	39	10803	104	29772	
Sub-Total	209	89102	1704	551460	2841	1041998	0	0	3281	1082622	8035	2765182	40	14297	118	12917	141	61430	299	88644	8334	2853826	
6. Patiala																							
Ghagga	0	0	2	562220	0	0	4	268412	6	1582500	12	2413132	0	0	0	0	0	0	0	0	12	2413132	
Bhadson	0	0	0	0	0	0	0	0	6	1807000	6	1807000	0	0	0	0	0	0	0	0	6	1807000	
Ghanaur	0	0	0	0	0	0	0	0	0	0	0	0	0	0	0	0	0	0	0	0	0	0	
Nabha	0	0	8	3618000	125	41737200	0	0	73	3486800	206	48842000	0	0	0	0	0	0	0	0	206	48842000	
Patiala	12	3036799	215	4224651	590	117519888	0	0	0	0	817	124781338	0	0	0	0	342	61421000	342	61421000	1159	186202338	
Patran	3	524000	3	1042000	58	9048000	0	0	0	0	64	10614000	0	0	0	0	0	0	0	0	64	10614000	
Rajpura	4	1237000	12	4086000	284	73109000	7	1367000	0	0	307	79799000	3	920000	0	0	74	106948000	77	107868000	384	187667000	
Samana	1	468000	3	2215200	103	23367200	0	0	0	0	107	26050400	0	0	0	0	38	16723200	38	16723200	145	42773600	
Sanaur	0	0	2	415000	12	853200	0	0	9	2104520	23	3372720	0	0	0	0	0	0	0	0	23	3372720	
Sub-Total	20	5265799	245	16163071	1172	265634488	11	1635412	94	8980820	1542	297679590	3	920000	0	0	454	185092200	457	186012200	1999	483691790	
8. Tarn Taran																							
Tarn Taran	3	85000	7	498200	72	2132900	0	0	43	1576400	125	4292500	125	4292500	0	0	0	0	125	4292500	250	8585000	
Patti	0	0	6	183500	43	1127900	0	0	36	1401600	85	2713000	85	2713000	0	0	0	0	85	2713000	170	5426000	
Khemkaran	0	0	0	0	0	0	0	0	10	340100	10	340100	10	340100	0	0	0	0	10	340100	20	680200	
Sub-Total	3	85000	13	681700	115	3260800	0	0	89	3318100	220	7345600	220	7345600	0	0	0	0	220	7345600	440	14691200	
9. Hoshiarpur																							
Sham Churasi	3	754	3	126	10	345	0	0	3	754	19	1979	3	1044	0	0	4	336	7	1380	26	3359	
Hoshiarpur	2	409	39	14121	283	62391	0	0	20	9259	344	86180	3	796	0	0	111	58505	114	59301	458	145481	
Hariana	0	0	2	172	194	8495	0	0	0	0	196	8667	0	0	0	0	0	0	0	0	196	8667	
Gardhiwal	2	387	3	515	12	1577	0	0	0	0	17	2479	0	0	0	0	15	1920	15	1920	32	4399	
Garh Shankar	1	316	3	899	28	6982	0	0	26	7192	58	15389	0	0	0	0	0	0	0	0	58	15389	
Tanda	1	515	6	1296	47	8114	0	0	20	11172	74	21097	5	1121	0	0	0	0	5	1121	79	22218	
Dasuya	0	0	0	0	18	2738	0	0	18	10250	36	12988	0	0	28	8782	28	8782	56	17564	92	30552	
Mukerian	5	1234	5	1110	62	916	0	0	27	9680	99	12940	0	0	0	0	0	0	0	0	99	12940	
Mahilpur	1	84	9	1253	12	748	0	0	30	12094	52	14179	0	0	0	0	0	0	0	0	52	14179	
Talwara																							
Sub-Total	15	3699	70	19492	666	92306	0	0	144	60401	895	175898	11	2961	28	8782	158	69543	197	81286	1092	257184	

10. Shaheed Bhagat Singh Nagar

S.B.S. Nagar	65	20030003	1	265000	65	200303000	0	0	70	225069000	201	445667003	0	0	0	0	0	0	0	0	0	0	0
Banga	0	0	2	580000	75	148000	0	0	0	0	0	0	0	0	0	0	0	0	0	0	0	0	0
Balachaur	0	0	0	0	0	0	0	0	0	0	0	0	0	0	0	0	0	0	0	0	0	0	0
Rahon	0	0	1	60000	23	2145000	0	0	0	0	0	0	0	0	0	0	0	0	0	0	0	0	0
Sub-Total	65	20030003	4	905000	163	202596000	0	0	70	225069000	201	445667003	0	0	0	0	0	0	0	0	0	0	0

11. Gurdaspur

Qadian	1	2	5	13	28	75	0	0	22	144	56	234	0	0	0	0	0	0	0	0	56	234
Shri Hargobindpur	0	0	2	7	4	2	0	0	2	8	8	17	0	0	0	0	0	0	0	0	8	17
Dina Nagar	0	0	10	46	40	85	0	0	0	0	50	131	0	0	0	0	0	0	0	0	50	131
Batala	0	0	15	65	202	572	0	0	0	0	217	637	0	0	6	18	103	611	109	629	326	1266
Dhariwal	0	0	3	7	34	84	0	0	26	111	63	202	0	0	0	0	0	0	0	0	63	202
Dera Baba Nanak	0	0	1	4	16	11	0	0	10	27	27	42	0	0	0	0	5	15	5	15	32	57
Gurdaspur	2	3	12	32	111	226	0	0	90	115	215	376	0	0	0	0	0	0	0	0	215	376
Fatehgarh Churian	0	0	1	4	10	28	0	0	0	0	11	32	0	0	0	0	19	97	19	97	30	129
Sub-Total	3	5	49	178	445	1083	0	0	150	405	647	1671	0	0	6	18	127	723	133	741	780	2412

12. Faridkot

Faridkot	0	0	15	5014	195	45021	0	0	0	0	0	0	0	0	0	0	0	0	0	0	0	0
Kotkapura	2	360	11	1357	57	11250	0	0	93	39500	0	0	0	0	0	93	39500	0	0	0	0	0
Jaitu	0	0	0	0	0	0	0	0	27	9021	0	0	0	0	0	27	9021	0	0	0	0	0
Sub-Total	2	360	26	6371	252	56271	0	0	120	48521	0	0	0	0	0	120	48521	0	0	0	0	0

0

Dharamkot	2	721000	2	759000	14	3944000	0	0	18	7283653	36	12707653	0	0	0	0	0	0	0	0	36	12707653
Badhni Kalan	0	0	0	0	9	1836000	0	0	11	5652037	20	7488037	0	0	0	0	0	0	0	0	20	7488037
Bagha Purana	0	0	5	2711000	41	10063000	0	0	23	6532000	69	19306000	0	0	0	0	0	0	0	0	69	19306000
Moga	1	623000	34	15753000	422	83338000	0	0	21	970700	478	100684700	0	0	0	0	0	16549000	0	16549000	478	117233700
Sub-Total	3	1344000	41	19223000	486	99181000	0	0	73	20438390	603	140186390	0	0	0	0	0	16549000	0	16549000	603	156735390

15. Rupnagar

Rupnagar	6	6065000	40	9600000	146	13600000	0	0	35	7800000	227	37065000	9	2400000	0	0	0	0	9	2400000	236	39465000
Morinda	0	0	8	3929	0	0	20	4466000	0	0	0	0	0	0	0	0	0	0	0	0	0	0
Anadpur Sahib	0	0	0	0	16	4001000	0	0	0	0	16	4001000	0	0	0	0	0	0	0	0	16	4001000
Nangal	2	0	25	11557000	99	19558000	20	4466000	35	1240000	181	36821000	0	24076000	0	283000	0	40271000	0	64630000	181	101451000
Chamkaur Sahib	0	0	0	0			0	0	1	1240000			0	0	0	0						
Sub-Total	8	6065000	73	21160929	261	37159000	40	8932000	71	10280000	424	77887000	9	26476000	0	283000	0	40271000	9	67030000	433	144917000

16. Sahibzada Ajit Singh Nagar

S.A.S. Nagar	4	1420	36	9230	149	42324	0	0	187	35628	376	88602	6	654	0	0	0	0	6	654	382	89256
Kurali	0	0	8	1240	46	5097	0	0	20	4863	74	11200	0	0	0	0	20	4863	20	4863	94	16063
Kharar	8	901	27	4028	30	5708	0	0	43	7324	108	17961	0	0	0	0	43	7324	43	7324	151	25285
Dera Bassi	0	0	6	2555	39	6696	0	0	22	5234	67	14485	0	0	0	0	22	5234	22	5234	89	19719
Zirakpur	1	288	1	380	1	409	0	0	28	12034	31	13111	0	0	0	0	28	12034	28	12034	59	25145
Naya-Gaon	0	0	0	0	0	0	0	0	10	1824	10	1824	0	0	0	0	10	1824	10	1824	20	3648
Banur	0	0	4	842	16	1982	0	0	0	0	20	2824	0	0	0	0	0	0	0	0	20	2824
Lalru	0	0	0	0	1	531	0	0	6	2632	7	3163	0	0	0	0	6	2632	6	2632	13	5795
Sub-Total	13	2609	82	18275	282	62747	0	0	316	69539	693	153170	6	654	0	0	129	33911	135	34565	828	187735

17. Bathinda

Bathinda	1315	384427000	14	5816000	62	20792000	0	0	139	40529000	1530	451564000	0	0	162	78127000	0	0	162	78127000	1692	529691000
Bhucho	0	0	6	1205000	24	5285000	0	0	0	0	30	6490000	0	0	0	0	36	11339000	36	11339000	66	17829000
Goniana	1	165000	5	1296000	24	6018000	0	0	0	0	30	7479000	0	0	0	0	14	9306000	14	9306000	44	16785000
Kot Fattah	0	0	4	162000	2	284000	0	0	2	586000	8	1032000	0	0	0	0	2	880000	2	880000	10	1912000
Maur	1	423000	6	1607000	43	15737000	0	0	13	7833000	63	25600000	0	0	0	0	0	0	0	0	63	25600000
Rama	0	0	9	2537000	30	7220000	0	0	20	7426000	59	17183000	0	0	0	0	0	0	0	0	59	17183000
Rampura Phool	0	0	13	4800000	122	28800000	0	0	55	10835000	190	44435000	4	1680000	0	0	0	0	4	1680000	194	46115000
Sangat	0	0	2	159000	2	201000	0	0	0	0	4	360000	0	0	0	0	0	0	0	0	4	360000
Talwandi Sabo	0	0	0	0	1	231888	0	0	4	2235264	5	2467152	0	0	0	0	0	0	0	0	5	2467152
Bhgta	0	0	0	0	0	0	0	0	0	0	0	0	0	0	0	0	0	0	0	0	0	0
Sub-Total	1317	385015000	59	17582000	310	84568888	0	0	233	69444264	1919	556610152	4	1680000	162	78127000	52	21525000	218	101332000	2137	657942152

18. Jalandhar

Adampur	2	722000	0	0	17	4283000	0	0	0	0	19	5005000	0	0	0	0	19	4983000	19	4983000	38	9988000
Alawalpur	0	0	1	241000	21	382000	0	0	0	0	22	623000	0	0	0	0	4	1328000	4	1328000	26	1951000
Jalandhar	19	6657000	280	64826000	11888	273212000	0	0	0	0	12187	344695000	0	0	54	114583000	0	0	54	114583000	12241	459278000
Kartarpur	0	0	0	0	12	4065000	0	0	0	0	12	4065000	7	2100000	0	0	20	7340000	27	9440000	39	13505000
Nakodar	0	0	25	4681000	28	7996000	0	0	0	0	53	12677000	0	0	0	0	0	0	0	0	53	12677000
Noor Mahal	2	519000	7	2213000	28	4989000	0	0	0	0	37	7721000	0	0	0	0	0	0	0	0	37	7721000
Philaur	0	0	5	2203000	29	7406000	0	0	0	0	34	9609000	0	0	0	0	13	9790000	13	9790000	47	19399000
Shahkot	1	376000	5	437000	19	3132000	25	707000	0	0	50	4652000	0	0	0	0	0	0	0	0	50	4652000
Goraya	1	308000	5	1778000	10	3075000	0	0	0	0	16	5161000	0	0	0	0	18	7562000	18	7562000	34	12723000
Bhogpur	1	482000	2	841000	17	2092000	0	0	0	0	20	3415000	0	0	30	8896000	0	0	30	8896000	50	12311000
Lohian Khas	1	317000	0	0	1	126000	0	0	0	0	2	443000	0	0	0	0	10	3175000	10	3175000	12	3618000
Sub-Total	27	9381000	330	77220000	12070	310758000	25	707000	0	0	12452	398066000	7	2100000	84	123479000	84	34178000	175	159757000	12627	557823000

19. Sangrur																							
	Malerkotla	4	1223	15	7485	129	32328	2	498	0	0	150	41534	13	5665	0	0	82	22375	95	28040	245	69574
	Sangrur	2	694	82	5960	224	41421	0	0	0	0	308	48075	12	4226	0	0	64	32733	76	36959	384	85034
	Sunam	0	0	13	2272	62	14666	0	0	0	0	75	16938	13	4524	0	0	43	25778	56	30302	131	47240
	Dhuri	1	405	12	1920	66	18000	2	648	0	0	81	20973	10	5663	0	0	8	5862	18	11525	99	32498
	Longowal	0	0	0	0	4	1002	1	223	0	0	5	1225	7	3555	0	0	2	1365	9	4920	14	6145
	Ahmedgarh	0	0	9	2957	55	16837	0	0	0	0	64	19794	2	836	0	0	55	29588	57	30424	121	50218
	Lehragaga	0	0	6	1885	11	7753	0	0	0	0	17	9638	11	5761	0	0	11	6663	22	12424	39	22062
	Bhiwanigarh	0	0	3	1163	22	3194	0	0	0	0	25	4357	0	0	0	0	14	15086	14	15086	39	19443
	Khanauri	1	360	0	0	11	2561	0	0	0	0	12	2921	0	0	0	0	15	2711	15	2711	27	5632
	Cheema	1	315	0	0	20	2737	0	0	0	0	21	3052	9	3399	0	0	10	2275	19	5674	40	8726
	Dirba	1	135	1	148	15	2539	0	0	0	0	17	2822	2	945	0	0	5	1990	7	2935	24	5757
	Moonak	2	495	1	247	19	2279	1	247	0	0	23	3268	8	3308	0	0	8	2414	16	5722	39	8990
	Sub-Total	12	3627	142	24037	638	145317	6	1616	0	0	798	174597	87	37882	0	0	317	148840	404	186722	1202	361319
20. Barnala																							
	Barnala	2	8	5	38	0	0	0	0	0	0	7	46	0	0	0	0	3	5	3	5	10	51
	Tapa	0	0	7	13	0	0	0	0	0	0	7	13	0	0	0	0	15	69	15	69	22	82
	Bhadaur	0	0	2	4	0	0	0	0	0	0	2	4	0	0	0	0	6	20	6	20	8	24
	Dhanoula	1	2	4	14	0	0	0	0	7	35	12	51	0	0	0	0	0	0	0	0	12	51
	Handiaya	1	2	1	2	0	0	0	0	6	17	8	21	0	0	0	0	8	22	8	22	16	43
	Sub-Total	4	12	19	71	0	0	0	0	13	52	36	135	0	0	0	0	32	116	32	116	68	251
21. Fazilka																							
	Abohar	2	545000	29	14150000	180	43021000	0	0	20	6000000	231	63716000	0	0	2	1794000	97	31285000	99	33079000	330	96795000
	Jalalabad	0	0	18	8772000	38	10225000	0	0	25	15195000	81	34192000	0	0	0	0	0	0	0	0	81	34192000
	Fazilka	0	0	17	4583000	114	26345000	0	0	24	8974000	155	39902000	43	37939000	0	0	43	37939000	86	75878000	241	115780000
	Sub-Total	2	545000	64	27505000	332	79591000	0	0	69	30169000	467	137810000	43	37939000	2	1794000	140	69224000	185	108957000	652	246767000
22. Pathankot																							
	Pathankot	14	1540000	101	25353000	193	45536000	2	490000	115	13285000	425	86204000	0	0	0	1991000	139	33506000	139	35497000	564	121701000
	sujanpur	1	340000	4	100000	13	250000	10	810000	109	164000	137	1664000	0	0	0	0	76	2840000	76	2840000	213	4504000
	Sub-Total	15	1880000	105	25453000	206	45786000	12	1300000	224	13449000	562	87868000	0	0	0	1991000	215	36346000	215	38337000	777	126205000
	Grand Total	1750	437623216	3178	288098584	21228	1309559898	102	13621028	5121	454957114	30849	2495105388	453	84969394	400	205695717	2214	526899284	2947	817515874	33595	2866954259

Slaughter Houses

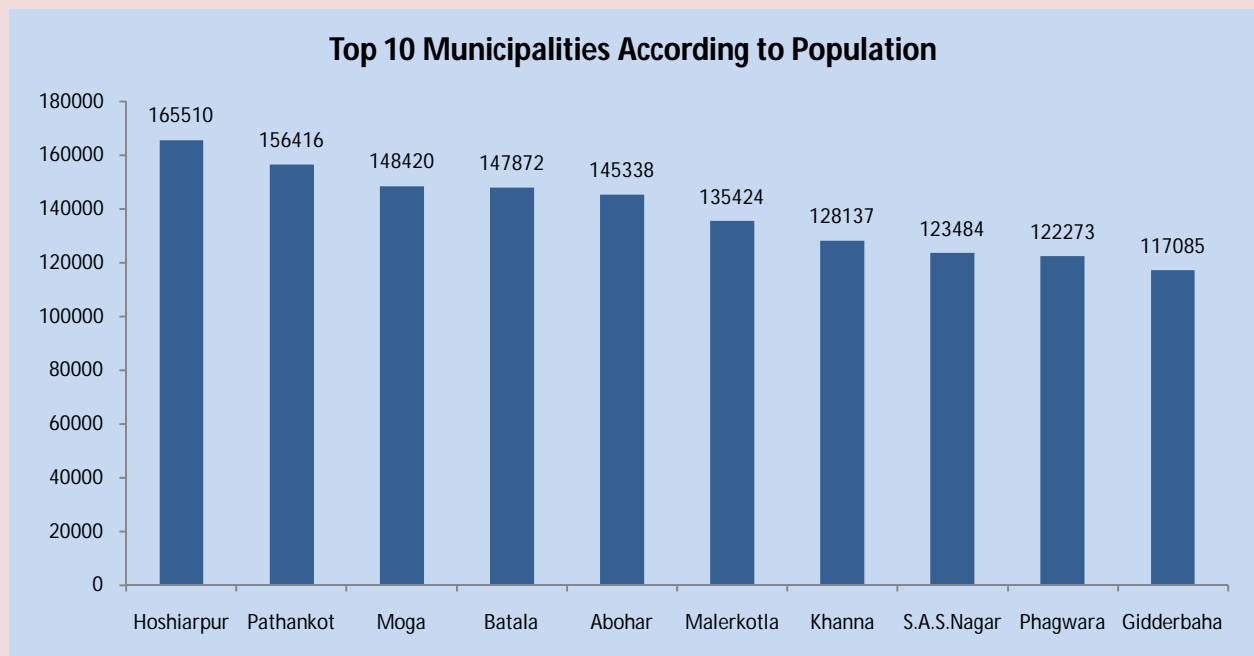
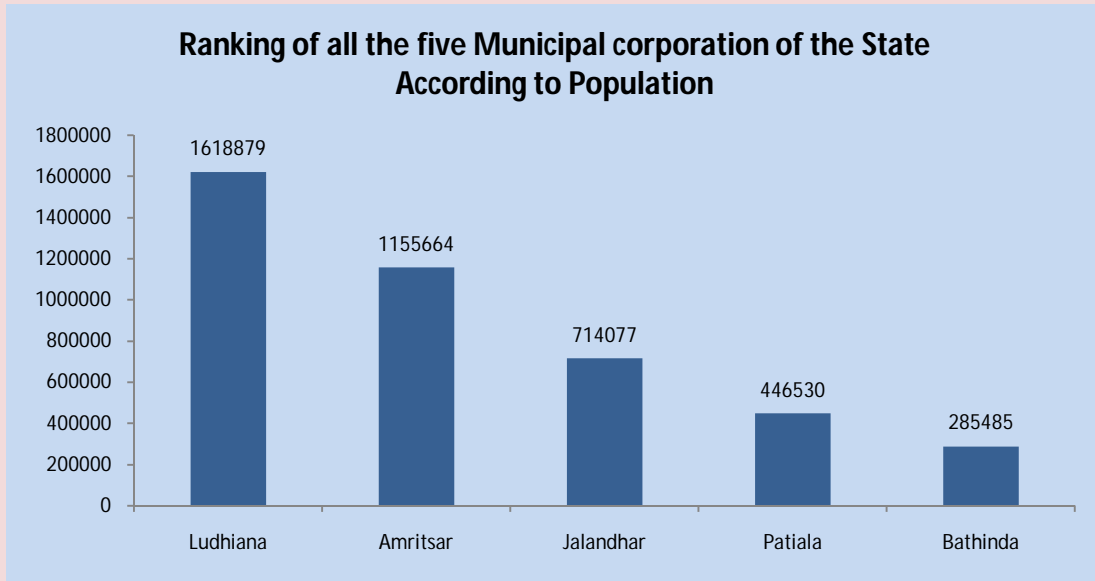
Table No. 18 Number and Activities of Slaughter Houses 2012-13

SN/ Name of the District	Name of the Municipality/ Municipal Corpn.	No. of Slaughter Houses	No. of Animals Slaughtered		
			Sheep	Goats	Pigs
1/2	3	4	5	6	7
1. Kapurthala					
	Kapurthala	0	0	0	0
	Phagwara	1	0	0	0
	Sultanpur Lodhi	0	0	0	0
	Dhilwan	0	0	0	0
	Begowal	0	0	0	0
	Bhulath	0	0	0	0
	Sub-Total	1	0	0	0
2. Fatehgarh Sahib					
	Amloh	0	0	0	0
	Sirhind	0	0	0	0
	Gobindgarh	0	0	0	0
	Bassi Pathana	0	0	0	0
	Khamano	0	0	0	0
	Sub-Total	0	0	0	0
3. Mansa					
	Mansa	1	3000	2986	750
	Budhlada	1	970	2365	85
	Bareta	4	215	1431	21
	Bhikki	1	220	765	50
	Sardulgarh	1	320	200	15
	Sub-Total	8	4725	7747	921
4. Firozpur					
	Firozpur	1	0	0	0
	Talwandi Bhai	0	0	0	0
	Zira	0	0	0	0
	Guru Har Sahai	1	384	1220	0
	Makhu	0	0	0	0
	Mudakki	0	0	0	0
	Malanwali khas	0	0	0	0
	Sub-Total	2	384	1220	0
5. Ludhiana					
	Ludhiana	1	8156	15263	0
	Samrala	0	0	0	0
	Khanna	1	1738	1324	1042
	Doraha	0	0	0	0
	Jagraon	0	0	0	0
	Raikot	1	123	152	0
	Mulanpur	0	0	0	0
	Payal	0	0	0	0
	Machhiwara	0	0	0	0
	Maloud	0	0	0	0
	Sahnewal	0	0	0	0
	Sub-Total	3	10017	16739	1042
6. Patiala					
	Ghagga	0	0	0	0
	Bhadson	0	0	0	0
	Ghanaur	0	0	0	0
	Nabha	1	215	612	125
	Patiala	2	3025	7622	1820
	Patran	0	0	0	0
	Rajpura	1	303	1010	930
	Samana	0	0	0	0
	Sanaur	0	0	0	0
	Sub-Total	4	3543	9244	2875
7. Amritsar					
	Amritsar	1	42270	49279	0
	Jandiala	0	0	0	0
	Ramdass	1	210	220	6
	Majitha	0	0	0	0
	Rayya	0	0	0	0
	Raja Sansi	0	0	0	0
	Ajnala	1	420	2710	45
	Sub-Total	3	42900	52209	51

8. Tarn Taran					
	Tarn Taran	0	0	0	0
	Patti	0	0	0	0
	Khemkaran	0	0	0	0
	Sub-Total	0	0	0	0
9. Hoshiarpur					
	Sham Churasi	1	22	350	25
	Hoshiarpur	2	4800	15750	2500
	Haryana	1	289	902	428
	Gardhiwal	1	31	927	75
	Garh Shankar	1	0	810	215
	Tanda	5	0	500	35
	Dasuya	1	900	4000	415
	Mukerian	6	150	1040	33
	Mahilpur	1	0	6	1
	Talwara	0	0	0	0
	Sub-Total	19	6192	24285	3727
10. Shaheed Bhagat Singh Nagar					
	S.B.S. Nagar	0	0	0	0
	Banga	0	0	0	0
	Balachaur	5	0	0	0
	Rahon	0	0	0	0
	Sub-Total	5	0	0	0
11. Gurdaspur					
	Qadian	1	225	200	0
	Shri Hargobindpur	1	1	22	180
	Dina Nagar	0	0	0	0
	Batala	1	685	2827	90
	Dhariwal	1	72	80	0
	Dera Baba Nanak	1	2	28	10
	Gurdaspur	1	450	2725	150
	Fatehgarh Churian	1	135	612	0
	Sub-Total	7	1570	6494	430
12. Faridkot					
	Faridkot	1	640	2200	380
	Kotkapura	1	3250	3900	750
	Jaitu	0	0	0	0
	Sub-Total	2	3890	6100	1130
13. Muktsar					
	Gidderbaha	1	771	2018	128
	Bari Wala	1	281	1607	21
	Malout	1	580	1250	128
	Muktsar	0	0	150	0
	Sub-Total	3	1632	5025	277
14. Moga					
	Dharamkot	0	0	0	0
	Badhni Kalan	0	0	0	0
	Bagha Purana	0	0	0	0
	Moga	1	1287	3847	1303
	Sub-Total	1	1287	3847	1303
15. Rupnagar					
	Rupnagar	0	0	0	0
	Morinda	1	198	435	35
	Anadpur Sahib	1	16	1921	145
	Nangal	1	48	2276	203
	Chamkaur Sahib	0	0	0	0
	Sub-Total	3	262	4632	383
16. Sahibzada Ajit Singh Nagar					
	S.A.S. Nagar	1	568	2150	517
	Kurali	1	94	487	190
	Kharar	0	0	0	0
	Dera Bassi	1	455	549	120
	Zirakpur	0	0	0	0
	Naya-Gaon	0	0	0	0
	Banur	0	0	0	0
	Lalru	1	0	0	0
	Sub-Total	4	1117	3186	827

17. Bathinda					
	Bathinda	1	3677	11021	2990
	Bhucho	0	0	0	0
	Goniana	0	0	0	0
	Kot Fattah	0	0	0	0
	Maur	0	0	0	0
	Rama	0	0	0	0
	Rampura Phool	0	0	0	0
	Sangat	0	0	0	0
	Talwandi Sabo	0	0	0	0
	Bhgta	0	0	0	0
	Sub-Total	1	3677	11021	2990
18. Jalandhar					
	Adampur	0	0	0	0
	Alawalpur	0	0	0	0
	Jalandhar	1	98	1045	19
	Kartarpur	1	896	3086	438
	Nakodar	1	197	2165	0
	Noor Mahal	1	254	1421	0
	Philaur	0	155	1162	0
	Shahkot	0	0	0	0
	Goraya	0	0	0	0
	Bhogpur	0	0	0	0
	Lohian Khas	0	0	0	0
	Sub-Total	4	1600	8879	457
19. Sangrur					
	Malerkotla	1	7341	13812	0
	Sangrur	1	1743	2542	213
	Sunam	1	972	425	119
	Dhuri	1	763	752	213
	Longowal	1	132	472	18
	Ahmedgarh	1	478	1376	227
	Lehragaga	1	142	953	206
	Bhiwanigarh	1	513	962	42
	Khanauri	1	414	823	48
	Cheema	1	281	816	18
	Dirba	1	852	1206	42
	Moonak	1	566	988	29
	Sub-Total	12	14197	25127	1175
20. Barnala					
	Barnala	1	35	2455	334
	Tapa	1	217	613	11
	Bhadaur	1	207	643	10
	Dhanoula	1	47	1210	0
	Handiaya	1	241	545	0
	Sub-Total	5	747	5466	355
21. Fazilka					
	Abohar	0	515	5040	217
	Jalalabad	1	803	2705	305
	Fazilka	1	425	4375	104
	Sub-Total	2	1743	12120	626
22. Pathankot					
	Pathankot	1	0	140	120
	sujanpur	1	0	40	35
	Sub-Total	2	0	180	155
	Grand Total	91	99483	203521	18724

Box:1 – Ranking of Municipalities/ Corporations according to Population



Banking, Veterinary and Sports Facilities
Table No. 19 No. of Banking Offices 2012-13

SN/ Name of the District	Name of the Municipality/ Municipal Corpn.	State Bank of India	State Bank of Patiala	Punjab National Bank	Punjab & Sind Bank	United Commercial Bank	New Bank of India	Central Bank of India	Co-op. Bank	Other Commercial Banks	Total
1/2	3	4	5	6	7	8	9	10	11	12	13
1. Kapurthala											
	Kapurthala	2	2	3	1	1	0	1	3	16	29
	Phagwara	2	2	5	1	0	0	2	2	10	24
	Sultanpur Lodhi	1	1	1	1	0	0	0	1	10	15
	Dhilwan	0	1	1	1	0	0	0	1	3	7
	Begowal	1	1	1	1	0	0	0	2	3	9
	Bhulath	0	1	1	0	1	0	0	2	3	8
	Sub-Total	6	8	12	5	2	0	3	11	45	92
2. Fatehgarh Sahib											
	Amloh	1	1	0	1	0	0	0	2	8	13
	Sirhind	1	4	2	1	0	0	0	3	4	15
	Gobindgarh	1	2	1	2	1	0	1	1	23	32
	Bassi Pathana	1	2	1	0	0	0	0	2	2	8
	Khamano	1	1	0	1	0	0	0	2	5	10
	Sub-Total	5	10	4	5	1	0	1	10	42	78
3. Mansa											
	Mansa	1	5	1	0	0	0	1	2	14	24
	Budhlada	1	1	1	0	0	0	0	1	2	6
	Bareta	1	1	1	0	0	0	0	1	0	4
	Bhikhi	1	1	1	0	0	0	0	1	1	5
	Sardulgarh	1	1	1	0	0	0	0	1	2	6
	Sub-Total	5	9	5	0	0	0	1	6	19	45
4. Firozpur											
	Firozpur	3	2	5	2	1	1	0	2	6	22
	Talwandi Bhai	1	1	1	0	0	0	0	1	3	7
	Zira	1	1	1	1	0	0	0	1	2	7
	Guru Har Sahai	1	1	1	1	0	0	0	1	2	7
	Makhu	1	1	1	1	0	0	0	2	1	7
	Mudakki	1	0	0	0	0	0	0	1	1	3
	Malanwali khas	1	1	1	1	0	0	0	1	1	6
	Sub-Total	9	7	10	6	1	1	0	9	16	59
5. Ludhiana											
	Ludhiana	33	19	37	25	9	0	12	7	156	298
	Samrala	1	1	1	1	0	0	0	1	4	9
	Khanna	1	3	3	1	1	0	1	1	20	31
	Doraha	1	1	1	1	0	0	0	1	3	8

	Jagraon	2	1	1	1	0	0	0	1	3	9
	Raikot	1	1	1	1	0	0	1	1	4	10
	Mulanpur	1	1	2	0	0	0	0	1	6	11
	Payal	0	0	0	0	0	0	0	1	2	3
	Machhiwara	1	1	1	1	0	0	1	1	4	10
	Maloud	0	1	1	0	0	0	0	1	1	4
	Sahnewal	1	1	1	1	0	0	0	1	3	8
	Sub-Total	42	30	49	32	10	0	15	17	206	401
6. Patiala											
	Ghagga	0	1	0	1	0	0	0	1	0	3
	Bhadson	0	1	0	0	0	0	0	1	4	6
	Ghanaur	0	1	1	0	0	0	0	1	2	5
	Nabha	1	5	2	3	1	0	0	1	8	21
	Patiala	7	30	9	13	3	0	3	2	54	121
	Patran	1	1	1	1	0	0	0	7	4	15
	Rajpura	2	4	4	2	0	0	1	1	20	33
	Samana	1	2	0	1	1	0	0	1	9	15
	Sanaur	0	1	1	0	0	0	0	1	1	1
	Sub-Total	12	46	18	21	5	0	4	16	102	220
7. Amritsar											
	Amritsar	18	6	29	28	4	0	13	10	78	186
	Jandiala	1	0	1	1	0	0	0	1	8	12
	Ramdass	1	0	0	1	0	0	0	1	0	3
	Majitha	1	0	1	0	0	0	0	1	6	9
	Rayya	1	1	1	1	1	1	0	1	3	10
	Raja Sansi	1	1	1	0	0	0	0	3	3	9
	Ajnala	1	1	2	1	0	0	0	2	7	14
	Sub-Total	24	9	35	32	5	1	13	19	105	243
8. Tarn Taran											
	Tarn Taran	2	1	1	3	1	1	1	1	11	22
	Patti	1	1	1	1	0	1	0	1	6	12
	Khemkaran	0	1	1	0	0	0	0	1	3	6
	Sub-Total	3	3	3	4	1	2	1	3	20	40

9. Hoshiarpur											
	Sham Churasi	0	0	1	0	0	0	0	1	0	2
	Hoshiarpur	3	3	6	2	1	1	1	5	14	36
	Haryana	1	1	1	0	0	0	0	1	1	5
	Gardhiwal	1	1	1	0	0	0	0	1	1	5
	Garh Shankar	1	1	2	1	0	1	1	3	6	16
	Tanda	1	1	1	1	0	1	0	1	1	7
	Dasuya	1	1	2	1	0	1	0	1	1	8
	Mukerian	1	1	2	1	1	0	1	1	2	10
	Mahilpur	1	1	2	1	0	1	0	1	4	11
	Talwara	1	1	1	1	0	1	0	1	2	8
	Sub-Total	11	11	19	8	2	6	3	16	32	108
10. Shaheed Bhagat Singh Nagar											
	S.B.S. Nagar	2	2	2	2	1	0	1	3	27	40
	Banga	2	2	2	1	1	0	1	2	20	31
	Balachaur	0	1	1	1	0	0	1	1	6	11
	Rahon	1	1	1	1	0	0	0	1	4	9
	Sub-Total	5	6	6	5	2	0	3	7	57	91
11. Gurdaspur											
	Qadian	1	1	1	1	0	0	0	1	3	8
	Shri Hargobindpur	1	1	1	1	0	0	1	1	2	8
	Dina Nagar	1	1	1	1	0	1	0	1	3	9
	Batala	4	1	4	3	1	1	1	1	10	26
	Dhariwal	1	1	2	1	1	0	1	1	3	11
	Dera Baba Nanak	0	0	1	1	1	0	0	1	2	6
	Gurdaspur	1	1	2	1	1	1	1	1	8	17
	Fatehgarh Churian	1	0	1	1	0	0	0	1	4	8
	Sub-Total	10	6	13	10	4	3	4	8	35	93
12. Faridkot											
	Faridkot	2	5	4	4	0	0	1	11	5	32
	Kotkapura	2	2	1	1	0	0	0	2	4	12
	Jaitu	1	1	1	1	0	0	0	2	1	7
	Sub-Total	5	8	6	6	0	0	1	15	10	51

13. Muktsar											
	Gidderbaha	2	1	1	1	1	1	0	1	0	8
	Bari Wala	1	1	3	1	1	0	0	1	4	12
	Malout	1	2	1	1	1	0	1	2	1	10
	Muktsar	1	1	0	1	0	0	0	1	0	4
	Sub-Total	5	5	5	4	3	1	1	5	5	34
14. Moga											
	Dharamkot	1	1	1	0	0	0	1	1	1	6
	Badhni Kalan	1	1	1	0	0	0	0	1	3	7
	Bagha Purana	1	1	1	1	0	1	1	1	2	9
	Moga	4	2	7	3	4	0	2	2	19	43
	Sub-Total	7	5	10	4	4	1	4	5	25	65
15. Rupnagar											
	Rupnagar	2	3	2	2	2	0	1	1	12	25
	Morinda	1	1	1	1	0	0	0	1	6	11
	Anadpur Sahib	1	1	1	1	0	0	0	1	2	7
	Nangal	2	1	1	1	1	0	0	1	3	10
	Chamkaur Sahib	0	1	1	1	0	0	0	1	0	4
	Sub-Total	6	7	6	6	3	0	1	5	23	57
16. Sahibzada Ajit Singh Nagar											
	S.A.S. Nagar	2	5	2	2	1	0	0	1	15	28
	Kurali	0	1	2	1	0	0	0	2	2	8
	Kharar	1	1	2	2	0	0	0	1	2	9
	Dera Bassi	1	2	1	1	0	0	0	1	2	8
	Zirakpur	1	1	1	0	0	0	0	1	3	7
	Naya-Gaon	0	0	0	0	0	0	0	0	1	1
	Banur	0	1	0	0	0	0	0	1	1	3
	Lalru	1	1	1	1	0	0	0	1	1	6
	Sub-Total	6	12	9	7	1	0	0	8	27	70
17. Bathinda											
	Bathinda	5	13	6	3	2	0	2	3	34	68
	Bhucho	1	2	1	0	0	0	1	1	2	8
	Goniana	1	1	1	1	0	0	0	1	2	7
	Kot Fattah	0	1	0	0	0	0	0	1	1	3
	Maur	1	1	1	0	0	0	0	1	3	7
	Rama	0	0	0	0	0	0	0	0	0	0
	Rampura Phool	0	0	0	0	0	0	0	0	0	0
	Sangat	0	0	0	0	0	0	0	0	0	0
	Talwandi Sabo	0	0	0	0	0	0	0	0	0	0
	Bhagta	0	0	0	0	0	0	0	0	0	0
	Sub-Total	8	18	9	4	2	0	3	7	42	93

18. Jalandhar											
	Adampur	1	1	1	1	0	0	0	1	8	13
	Alawalpur	0	0	1	0	0	0	0	1	0	2
	Jalandhar	15	8	24	16	4	0	5	5	45	122
	Kartarpur	1	1	2	1	0	1	1	1	5	13
	Nakodar	1	1	3	1	1	0	1	2	1	11
	Noor Mahal	1	1	1	1	0	0	1	1	14	20
	Philaur	3	1	2	1	1	0	1	1	7	17
	Shahkot	1	1	1	1	1	0	0	2	9	16
	Goraya	1	2	2	1	1	1	1	5	16	30
	Bhogpur	1	0	1	1	1	0	0	2	8	14
	Lohian Khas	1	0	1	1	1	0	0	1	5	10
	Sub-Total	26	16	39	25	10	2	10	22	118	268
19. Sangrur											
	Malerkotla	1	3	2	1	0	0	1	1	9	18
	Sangrur	2	4	3	1	0	0	1	2	21	34
	Sunam	1	3	1	1	0	0	0	2	8	16
	Dhuri	1	2	2	1	0	0	0	2	12	20
	Longowal	0	1	1	0	0	0	1	1	2	6
	Ahmedgarh	1	2	1	1	0	0	1	2	4	12
	Lehragaga	0	1	0	0	0	0	0	1	3	5
	Bhiwanigarh	0	1	1	1	0	0	0	1	3	7
	Khanauri	0	1	1	1	0	0	0	1	1	5
	Cheema	0	1	0	0	0	0	0	1	1	3
	Dirba	0	1	1	1	0	0	0	1	2	6
	Moonak	0	1	1	0	0	0	0	1	0	3
	Sub-Total	6	21	14	8	0	0	4	16	66	135
20. Barnala											
	Barnala	2	4	3	2	1	0	1	2	19	34
	Tapa	0	1	1	1	0	0	0	1	1	5
	Bhadaur	0	1	1	0	0	0	0	0	0	2
	Dhanoula	1	1	1	0	0	0	0	1	1	5
	Handiaya	0	1	1	0	0	0	0	0	0	2
	Sub-Total	3	8	7	3	1	0	1	4	21	48
21. Fazilka											
	Abohar	2	1	3	2	1	1	1	2	9	22
	Jalalabad	1	1	1	1	0	0	1	1	2	8
	Fazilka	1	2	2	1	0	0	1	2	6	15
	Sub-Total	4	4	6	4	1	1	3	5	17	45
22. Pathankot											
	Pathankot	4	3	4	1	1	1	1	1	1	17
	sujanpur	1	1	1	1	1	1	1	1	1	9
	Sub-Total	5	4	5	2	2	2	2	2	2	26
	Grand Total	213	253	290	201	60	20	78	216	1035	2362

Banking, Veterinary and Sports Facilities

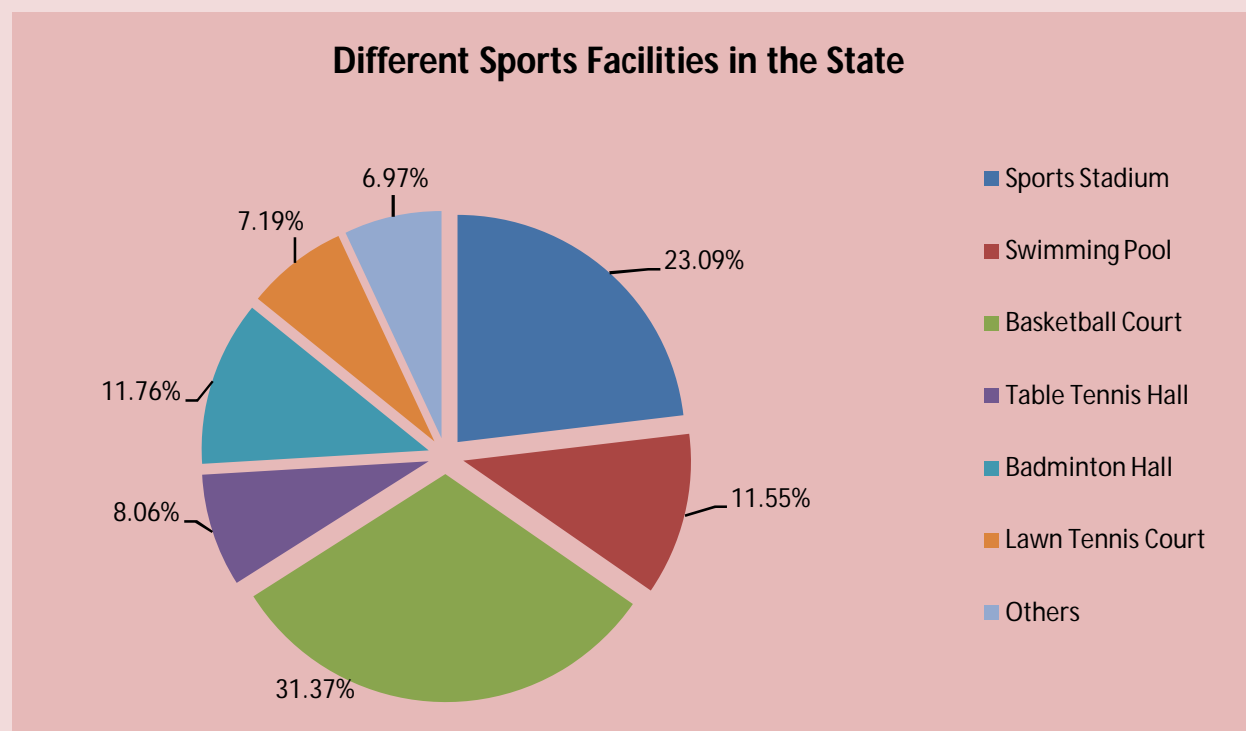
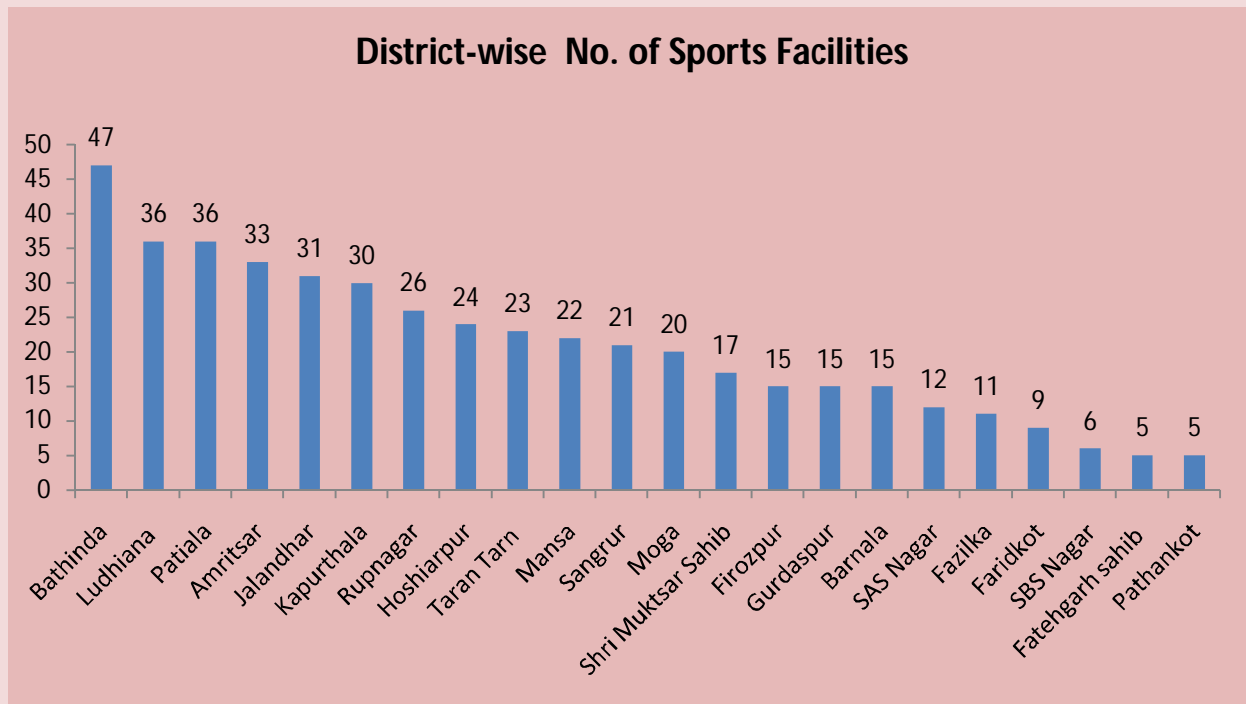
Table No. 20 No. of Veterinary Hospitals, Dispensaries and Milk Plants 2012-13

SN/ Name of the District	Name of the Municipality/ Municipal Corpn.	Veterinary Hospitals	Veterinary Dispensaries	Milk Plants
1/2	3	4	5	6
1. Kapurthala				
	Kapurthala	1	0	0
	Phagwara	1	0	0
	Sultanpur Lodhi	1	0	1
	Dhilwan	1	0	0
	Begowal	1	0	0
	Bhulath	1	0	0
	Sub-Total	6	0	1
2. Fatehgarh Sahib				
	Amloh	1	0	0
	Sirhind	1	1	0
	Gobindgarh	1	1	0
	Bassi Pathana	1	0	0
	Khamano	1	0	0
	Sub-Total	5	2	0
3. Mansa				
	Mansa	2	0	0
	Budhlada	1	0	0
	Bareta	1	0	0
	Bhikhi	1	0	1
	Sardulgarh	1	0	0
	Sub-Total	6	0	1
4. Firozpur				
	Firozpur	2	0	2
	Talwandi Bhai	1	0	1
	Zira	1	0	1
	Guru Har Sahai	1	0	1
	Makhu	1	0	1
	Mudakki	1	1	0
	Malanwali khas	1	0	0
	Sub-Total	8	1	6
5. Ludhiana				
	Ludhiana	1	0	1
	Samrala	1	0	0
	Khanna	1	0	0
	Doraha	1	0	0
	Jagraon	1	0	0
	Raikot	1	0	0
	Mulanpur	1	0	0
	Payal	1	0	0
	Machhiwara	1	0	0
	Maloud	1	0	0
	Sahnewal	1	0	0
	Sub-Total	11	0	1
6. Patiala				
	Ghagga	1	0	0
	Bhadson	1	0	0
	Ghanaur	1	0	0
	Nabha	1	0	1
	Patiala	1	0	0
	Patran	1	0	0
	Rajpura	1	0	0
	Samana	1	0	0
	Sanaur	1	0	0
	Sub-Total	9	0	1
7. Amritsar				
	Amritsar	2	0	4
	Jandiala	1	0	0
	Ramdas	1	0	0
	Majitha	1	0	0
	Rayya	1	0	0
	Raja Sansi	1	0	0
	Ajnala	1	0	0
	Sub-Total	8	0	4

8. Tarn Taran				
	Tarn Taran	1	0	1
	Patti	1	0	0
	Khemkaran	1	0	0
	Sub-Total	3	0	1
9. Hoshiarpur				
	Sham Churasi	0	1	0
	Hoshiarpur	1	0	1
	Haryana	1	0	0
	Gardhiwal	1	1	0
	Garh Shankar	1	0	0
	Tanda	1	0	0
	Dasuya	1	1	1
	Mukerian	1	0	0
	Mahilpur	1	1	0
	Sub-Total	8	4	2
10. Shaheed Bhagat Singh Nagar				
	S.B.S. Nagar	1	0	0
	Banga	1	0	0
	Balachaur	1	0	0
	Rahon	0	1	0
	Sub-Total	3	1	0
11. Gurdaspur				
	Qadian	1	0	0
	Shri Hargobindpur	0	1	0
	Dina Nagar	1	0	0
	Batala	2	0	0
	Dhariwal	1	0	0
	Dera Baba Nanak	1	0	0
	Gurdaspur	1	0	1
	Fatehgarh Churian	1	0	0
	Sub-Total	8	1	1
12. Faridkot				
	Faridkot	1	0	0
	Kotkapura	1	0	2
	Jaitu	1	0	0
	Sub-Total	3	0	2
13. Muktsar				
	Gidderbaha	1	0	0
	Bari Wala	1	1	0
	Malout	1	1	0
	Muktsar	1	0	0
	Sub-Total	4	2	0
14. Moga				
	Dharamkot	1	0	1
	Badhni Kalan	1	1	1
	Bagha Purana	1	0	0
	Moga	1	1	1
	Sub-Total	4	2	3
15. Rupnagar				
	Rupnagar	1	0	0
	Morinda	1	0	1
	Anadpur Sahib	1	0	0
	Nangal	1	0	0
	Chamkaur Sahib	1	1	1
	Sub-Total	5	1	2
16. Sahibzada Ajit Singh Nagar				
	S.A.S. Nagar	1	2	1
	Kurali	1	0	0
	Kharar	0	0	0
	Dera Bassi	1	0	0
	Zirakpur	0	2	0
	Naya-Gaon	0	1	0
	Banur	1	0	0
	Lalru	1	0	1
	Sub-Total	5	5	2

17. Bathinda				
	Bathinda	2	0	1
	Bhucho	1	0	0
	Goniana	0	0	0
	Kot Fattah	1	0	0
	Maur	1	1	0
	Rama	1	0	0
	Rampura Phool	2	0	0
	Sangat	1	0	0
	Talwandi Sabo	1	0	0
	Bhgta	1	0	0
	Sub-Total	11	1	1
18. Jalandhar				
	Adampur	1	0	0
	Alawalpur	1	0	0
	Jalandhar	4	0	1
	Kartarpur	1	0	0
	Nakodar	1	0	0
	Noor Mahal	1	0	0
	Philaur	1	0	0
	Shahkot	1	0	1
	Goraya	1	0	0
	Bhogpur	1	0	0
	Lohian Khas	1	0	0
	Sub-Total	14	0	2
19. Sangrur				
	Malerkotla	1	0	0
	Sangrur	1	1	1
	Sunam	1	0	0
	Dhuri	1	0	0
	Longowal	1	0	0
	Ahmedgarh	1	1	0
	Lehragaga	0	1	0
	Bhiwanigarh	1	0	0
	Khanauri	1	0	0
	Cheema	1	0	0
	Dirba	1	0	0
	Moonak	1	0	0
	Sub-Total	11	3	1
20. Barnala				
	Barnala	1	0	0
	Tapa	1	0	0
	Bhadaur	1	0	0
	Dhanoula	1	0	0
	Handiaya	1	0	0
	Sub-Total	5	0	0
21. Fazilka				
	Abohar	1	1	1
	Jalalabad	1	0	1
	Fazilka	1	1	0
	Sub-Total	3	2	2
22. Pathankot				
	Pathankot	1	1	0
	sujanpur	1	0	0
	Sub-Total	2	1	0
	Grand Total	142	26	33

Box:7 - Sports Facilities in Municipal Areas.



Banking, Veterinary and Sports Facilities
Table No. 21 No. of Sports Facilities 2012-13

SN/ Name of the District	Name of the Municipality/ Municipal Corpn.	Sports Stadium	Swimming Pool	Basketball Court	Table Tennis Hall	Badminton Hall	Lawn Tennis Court	Others
1/2	3	4	5	6	7	8	9	10
1. Kapurthala								
	Kapurthala	2	2	2	4	3	1	9
	Phagwara	2	0	3	0	0	0	0
	Sultanpur Lodhi	1	0	1	0	0	0	0
	Dhilwan	0	0	0	0	0	0	0
	Begowal	0	0	0	0	0	0	0
	Bhulath	0	0	0	0	0	0	0
	Sub-Total	5	2	6	4	3	1	9
2. Fatehgarh Sahib								
	Amloh	0	0	0	0	0	0	0
	Sirhind	1	0	1	0	0	0	0
	Gobindgarh	0	0	1	0	1	1	0
	Bassi Pathana	0	0	0	0	0	0	0
	Khamano	0	0	0	0	0	0	0
	Sub-Total	1	0	2	0	1	1	0
3. Mansa								
	Mansa	1	0	1	2	1	1	5
	Budhlada	1	0	1	1	1	0	2
	Bareta	0	0	0	0	0	0	1
	Bhikhi	0	0	1	0	0	0	1
	Sardulgarh	0	0	1	0	0	0	1
	Sub-Total	2	0	4	3	2	1	10
4. Firozpur								
	Firozpur	1	1	1	1	1	1	5
	Talwandi Bhai	1	0	0	0	0	0	0
	Zira	0	0	0	0	0	0	0
	Guru Har Sahai	1	0	0	0	0	0	0
	Makhu	1	0	0	0	0	0	0
	Mudakki	1	0	0	0	0	0	0
	Malanwali khas	0	0	0	0	0	0	0
	Sub-Total	5	1	1	1	1	1	5
5. Ludhiana								
	Ludhiana	1	7	3	1	3	7	2
	Samrala	1	0	0	0	0	0	0
	Khanna	1	1	1	1	0	0	0
	Doraha	0	0	1	0	0	0	0
	Jagraon	0	0	2	0	0	0	0
	Raikot	0	0	1	0	0	0	0
	Mulanpur	1	0	0	0	0	0	0
	Payal	0	0	0	0	0	0	0
	Machhiwara	0	0	0	0	0	0	0
	Maloud	1	0	0	0	0	0	0
	Sahnewal	1	0	0	0	0	0	0
	Sub-Total	6	8	8	2	3	7	2
6. Patiala								
	Ghagga	0	0	0	0	0	0	0
	Bhadson	0	0	0	0	0	0	0
	Ghanaur	0	0	0	0	0	0	0
	Nabha	0	1	2	0	0	0	0
	Patiala	2	12	12	2	0	0	0
	Patran	0	0	0	0	0	0	0
	Rajpura	0	0	0	0	0	0	0
	Samana	1	1	2	0	1	0	0
	Sanaur	0	0	0	0	0	0	0
	Sub-Total	3	14	16	2	1	0	0
7. Amritsar								
	Amritsar	8	3	10	1	2	8	0
	Jandiala	0	0	0	0	0	0	1
	Ramdass	0	0	0	0	0	0	0
	Majitha	0	0	0	0	0	0	0
	Rayya	0	0	0	0	0	0	0
	Raja Sansi	0	0	0	0	0	0	0
	Ajnala	0	0	0	0	0	0	0
	Sub-Total	8	3	10	1	2	8	1

8. Tarn Taran								
	Tarn Taran	2	0	5	2	2	1	0
	Patti	2	1	5	0	0	0	0
	Khemkaran	1	0	2	0	0	0	0
	Sub-Total	5	1	12	2	2	1	0
9. Hoshiarpur								
	Sham Churasi	1	0	0	0	0	0	0
	Hoshiarpur	2	1	1	0	1	0	4
	Haryana	0	0	0	0	0	0	0
	Gardhiwal	1	0	1	1	1	1	0
	Garh Shankar	1	0	0	0	0	0	0
	Tanda	0	0	0	0	0	0	0
	Dasuya	0	0	0	0	0	0	0
	Mukerian	2	0	1	1	1	0	0
	Mahilpur	1	0	1	0	1	0	0
	Sub-Total	8	1	4	2	4	1	4
10. Shaheed Bhagat Singh Nagar								
	S.B.S. Nagar	1	1	2	1	1	0	0
	Banga	0	0	0	0	0	0	0
	Balachaur	0	0	0	0	0	0	0
	Rahon	0	0	0	0	0	0	0
	Sub-Total	1	1	2	1	1	0	0
11. Gurdaspur								
	Gurdaspur	2	0	2	1	2	0	0
	Qadian	1	1	0	0	0	0	0
	Shri Hargobindpur	0	0	0	0	0	0	0
	Dina Nagar	0	0	0	0	0	0	0
	Batala	0	0	4	0	1	0	0
	Dhariwal	0	0	1	0	0	0	0
	Dera Baba Nanak	0	0	0	0	0	0	0
	Fatehgarh Churian	0	0	0	0	0	0	0
	Sub-Total	3	1	7	1	3	0	0
12. Faridkot								
	Faridkot	1	1	1	0	1	1	0
	Kotkapura	1	0	0	1	1	0	0
	Jaitu	1	0	0	0	0	0	0
	Sub-Total	3	1	1	1	2	1	0
13. Muktsar								
	Gidderbaha	1	0	1	2	2	0	0
	Bari Wala	1	1	1	1	1	0	0
	Malout	1	1	1	1	1	0	0
	Muktsar	0	0	1	0	0	0	0
	Sub-Total	3	2	4	4	4	0	0
14. Moga								
	Dharamkot	0	0	0	0	0	0	0
	Badhni Kalan	1	0	1	0	0	0	0
	Bagha Purana	2	0	1	0	0	0	0
	Moga	2	0	5	4	4	0	0
	Sub-Total	5	0	7	4	4	0	0
15. Rupnagar								
	Rupnagar	3	1	2	1	1	1	0
	Morinda	1	0	1	0	0	0	0
	Anadpur Sahib	1	0	0	1	1	1	0
	Nangal	0	2	4	1	1	2	0
	Chamkaur Sahib	1	0	0	0	0	0	0
	Sub-Total	6	3	7	3	3	4	0
16. Sahibzada Ajit Singh Nagar								
	S.A.S. Nagar	1	1	1	0	0	0	0
	Kurali	1	0	0	0	0	0	0
	Kharar	1	0	1	0	0	0	0
	Dera Bassi	1	0	1	0	0	0	0
	Zirakpur	0	0	0	0	0	0	1
	Naya-Gaon	0	0	0	0	0	0	0
	Banur	1	0	1	0	0	0	0
	Lalru	1	0	0	0	0	0	0
	Sub-Total	6	1	4	0	0	0	1

17. Bathinda								
Bathinda	8	3	10	2	3	2	0	
Bhucho	0	0	1	0	0	0	0	
Goniana	0	0	2	0	0	0	0	
Kot Fattah	0	0	0	0	0	0	0	
Maur	0	0	2	1	0	0	0	
Rama	0	1	1	0	0	0	0	
Rampura Phool	1	0	1	0	1	0	0	
Sangat	0	0	1	0	0	0	0	
Talwandi Sabo	2	0	4	0	1	0	0	
Bhgta	0	0	0	0	0	0	0	
Sub-Total	11	4	22	3	5	2	0	
18. Jalandhar								
Adampur	1	0	1	0	0	0	0	
Alawalpur	0	0	1	0	0	0	0	
Jalandhar	7	2	2	1	2	2	0	
Kartarpur	0	0	1	0	0	0	0	
Nakodar	1	0	1	0	0	0	0	
Noor Mahal	1	0	1	0	0	0	0	
Philaur	0	0	1	0	1	0	0	
Shahkot	0	0	1	0	0	0	0	
Goraya	0	0	1	0	1	0	0	
Bhogpur	0	0	1	0	0	0	0	
Lohian Khas	0	0	1	0	0	0	0	
Sub-Total	10	2	12	1	4	2	0	
19. Sangrur								
Malerkotla	1	1	0	0	1	0	0	
Sangrur	1	3	2	0	1	1	0	
Sunam	1	1	0	0	0	0	0	
Dhuri	1	0	0	1	1	1	0	
Longowal	0	0	0	0	0	0	0	
Ahmedgarh	1	0	0	0	0	0	0	
Lehragaga	0	0	0	0	0	0	0	
Bhiwanigarh	1	0	0	0	0	0	0	
Khanauri	0	0	0	0	0	0	0	
Cheema	0	0	0	0	0	0	0	
Dirba	1	0	0	0	0	0	0	
Moonak	1	0	0	0	0	0	0	
Sub-Total	8	5	2	1	3	2	0	
20. Barnala								
Barnala	1	1	3	1	1	1	0	
Tapa	0	0	0	0	0	0	0	
Bhadaur	1	0	0	0	0	0	0	
Dhanoula	1	0	1	0	1	0	0	
Handiaya	0	0	2	0	1	0	0	
Sub-Total	3	1	6	1	3	1	0	
21. Fazilka								
Abohar	2	0	1	0	1	0	0	
Jalalabad	1	0	0	0	0	0	0	
Fazilka	1	1	2	0	2	0	0	
Sub-Total	4	1	3	0	3	0	0	
22. Pathankot								
Pathankot	0	1	4	0	0	0	0	
sujanpur	0	0	0	0	0	0	0	
Sub-Total	0	1	4	0	0	0	0	
Grand Total	106	53	144	37	54	33	32	

Rest Houses, Dak Bungalows and Dharamshalas

Table No. 22 No. of Rest Houses, Dak Bungalows and Dharamshalas 2012-13

SN/ Name of the District	Name of the Municipality/ Municipal Corpn.	No. of Rest Houses/Dak Bungalows run by					No. of Dharamshalas	
		P.W.D.	Zila Parishad	Market Committee	Sainik Rest Houses	Others	Govt.	Private
1/2	3	4	5	6	7	8	9	10
1. Kapurthala								
	Kapurthala	1	1	0	1	0	10	4
	Phagwara	1	0	0	0	0	21	5
	Sultanpur Lodhi	1	0	0	0	0	3	1
	Dhilwan	0	0	0	0	1	0	3
	Begowal	0	0	0	0	0	5	0
	Bhulath	0	0	0	0	0	2	0
	Sub-Total	3	1	0	1	1	41	13
2. Fatehgarh Sahib								
	Amloh	0	0	1	0	1	1	0
	Sirhind	1	0	1	1	0	0	5
	Gobindgarh	0	0	0	0	0	0	2
	Bassi Pathana	0	0	1	0	0	0	4
	Khamano	1	0	0	0	1	0	2
	Sub-Total	2	0	3	1	2	1	13
3. Mansa								
	Mansa	1	0	1	0	0	0	8
	Budhlada	1	0	1	0	0	0	6
	Bareta	0	0	1	0	0	0	5
	Bhikhi	1	0	0	0	0	0	4
	Sardulgarh	0	0	0	0	0	0	3
	Sub-Total	3	0	3	0	0	0	26
4. Firozpur								
	Firozpur	0	1	1	0	1	0	3
	Talwandi Bhai	0	0	1	0	0	0	2
	Zira	1	1	8	0	8	2	15
	Guru Har Sahai	0	0	1	0	1	0	5
	Makhu	0	0	1	0	1	0	0
	Mudakki	0	0	0	0	0	0	0
	Malanwali khas	0	0	1	0	0	0	0
	Sub-Total	1	2	13	0	11	2	25
5. Ludhiana								
	Ludhiana	1	1	0	0	3	4	60
	Samrala	0	0	1	1	1	0	3
	Khanna	1	0	1	0	0	0	2
	Doraha	1	0	0	0	0	0	1
	Jagraon	1	0	0	0	0	0	0
	Raikot	1	0	1	0	0	0	0
	Mulanpur	0	0	0	0	0	4	0
	Payal	0	0	0	0	0	0	0
	Machhiwara	0	1	1	0	0	7	1
	Maloud	0	0	0	0	0	0	4
	Sahnewal	0	0	1	0	0	6	0
	Sub-Total	5	2	5	1	4	21	71
6. Patiala								
	Ghagga	0	0	0	0	0	0	5
	Bhadson	0	0	1	0	0	0	0
	Ghanaur	0	0	1	0	0	0	3
	Nabha	1	0	1	0	0	0	10
	Patiala	1	1	1	1	6	0	0
	Patran	0	0	1	0	0	0	3
	Rajpura	1	0	1	1	0	0	0
	Samana	0	0	1	0	1	0	4
	Sanaur	0	0	1	0	0	0	0
	Sub-Total	3	1	8	2	7	0	25
7. Amritsar								
	Amritsar	2	1	3	1	3	0	28
	Jandiala	0	0	0	0	0	0	0
	Ramdass	0	0	0	0	0	0	0
	Majitha	0	0	0	0	0	0	0
	Rayya	0	0	0	0	0	0	0
	Raja Sansi	0	0	0	0	0	0	0
	Ajnala	1	0	1	0	0	3	0
	Sub-Total	3	1	4	1	3	3	28

7. Tarn Taran

Tarn Taran	1	1	1	0	0	0	0
Patti	1	0	1	0	0	0	0
Khemkaran	0	0	1	0	0	0	0
Sub-Total	2	1	3	0	0	0	0

9. Hoshiarpur

Sham Churasi	0	0	0	0	0	0	0
Hoshiarpur	1	1	1	1	0	0	5
Hariana	0	0	0	0	1	0	1
Gardhiwal	0	0	0	0	1	0	1
Garh Shankar	1	0	0	0	1	0	1
Tanda	1	0	1	0	1	0	1
Dasuya	1	0	1	0	1	0	2
Mukerian	1	0	0	0	0	0	1
Mahilpur	1	0	0	0	0	0	0
Sub-Total	6	1	3	1	5	0	12

10. Shaheed Bhagat Singh Nagar

S.B.S. Nagar	0	0	0	0	0	0	0
Banga	0	0	0	0	0	0	0
Balachaur	1	0	0	0	0	0	2
Rahon	0	0	0	0	0	0	0
Sub-Total	1	0	0	0	0	0	2

11. Gurdaspur

Qadian	0	0	0	0	1	0	2
Shri Hargobindpur	0	0	0	0	1	0	0
Dina Nagar	0	0	0	0	1	0	2
Batala	0	1	1	0	1	0	6
Dhariwal	0	0	0	0	1	0	0
Dera Baba Nanak	1	0	0	0	0	3	2
Gurdaspur	1	1	1	1	4	0	4
Fatehgarh Churian	0	0	0	0	0	0	2
Sub-Total	2	2	2	1	9	3	18

12. Faridkot

Faridkot	2	0	1	1	1	0	18
Kotkapura	0	0	0	0	2	7	33
Jaitu	0	0	0	0	1	0	24
Sub-Total	2	0	1	1	4	7	75

13. Muktsar

Gidderbaha	1	0	1	0	0	0	12
Bari Wala	0	0	1	0	1	0	0
Malout	1	0	1	0	1	0	8
Muktsar	0	0	1	0	0	0	9
Sub-Total	2	0	4	0	2	0	29

14. Moga

Dharamkot	0	0	1	0	0	0	8
Badhni Kalan	0	0	1	0	0	0	8
Bagha Purana	0	0	1	0	0	0	2
Moga	1	1	1	0	1	0	11
Sub-Total	1	1	4	0	1	0	29

15. Rupnagar

Rupnagar	1	1	1	1	3	0	0
Morinda	1	0	0	0	0	0	5
Anadpur Sahib	1	0	0	0	6	0	0
Nangal	0	0	0	0	7	0	0
Chamkaur Sahib	1	0	1	0	0	1	2
Sub-Total	4	1	2	1	16	1	7

16. Sahibzada Ajit Singh Nagar

S.A.S. Nagar	0	0	0	0	1	1	3
Kurali	1	0	1	0	0	5	5
Kharar	1	1	1	0	1	0	6
Dera Bassi	0	0	1	0	0	9	8
Zirakpur	0	0	0	0	0	0	0
Naya-Gaon	10	0	0	0	0	0	0
Banur	1	0	1	0	0	12	6
Lalru	0	0	0	0	0	16	2
Sub-Total	13	1	4	0	2	43	30

17. Bathinda								
	Bathinda	0	1	1	1	0	0	0
	Bhucho	0	0	0	0	0	0	0
	Goniana	0	0	0	0	0	0	0
	Kot Fattah	0	0	0	0	0	0	0
	Maur	0	0	1	0	0	0	7
	Rama	0	0	1	0	0	0	0
	Rampura Phool	0	0	1	0	0	0	10
	Sangat	0	0	1	0	0	0	0
	Talwandi Sabo	0	0	1	0	0	0	0
	Bhgta	0	0	1	0	0	0	0
	Sub-Total	0	1	7	1	0	0	17
18. Jalandhar								
	Adampur	1	0	1	0	0	0	0
	Alawalpur	0	0	0	0	0	0	0
	Jalandhar	2	3	0	1	1	0	3
	Kartarpur	0	0	0	0	0	0	0
	Nakodar	1	0	0	0	0	0	0
	Noor Mahal	1	0	0	0	0	0	0
	Philaur	1	0	1	0	1	1	0
	Shahkot	1	0	1	0	0	0	0
	Goraya	0	0	0	0	1	0	0
	Bhogpur	1	0	0	0	0	0	0
	Lohian Khas	0	1	0	0	0	0	0
	Sub-Total	8	4	3	1	3	1	3
19. Sangrur								
	Malerkotla	1	0	0	0	0	0	4
	Sangrur	1	1	1	1	0	0	3
	Sunam	1	0	1	0	0	0	4
	Dhuri	0	0	1	0	1	0	3
	Longowal	0	0	0	0	0	0	3
	Ahmedgarh	0	0	0	0	0	0	2
	Lehragaga	1	0	1	0	0	0	1
	Bhiwanigarh	0	0	0	0	0	0	2
	Khanauri	0	0	0	0	1	0	1
	Cheema	0	0	0	0	0	0	1
	Dirba	0	0	0	0	0	0	2
	Moonak	0	0	0	0	0	0	1
	Sub-Total	4	1	4	1	2	0	27
20. Barnala								
	Barnala	1	0	1	0	0	0	10
	Tapa	0	0	0	0	0	0	5
	Bhadaur	0	0	0	0	0	0	5
	Dhanoula	0	0	0	0	0	0	4
	Handiaya	0	0	0	0	0	0	2
	Sub-Total	1	0	1	0	0	0	26
21. Fazilka								
	Abohar	0	0	1	0	1	0	0
	Jalalabad	0	0	1	0	2	2	1
	Fazilka	1	1	1	0	1	0	4
	Sub-Total	1	1	3	0	4	2	5
22. Pathankot								
	Pathankot	1	1	1	0	0	0	3
	sujanpur	0	0	0	0	0	0	0
	Sub-Total	1	1	1	0	0	0	3
	Grand Total	68	22	78	13	76	125	484

Facilities of Petrol/Diesel Filling Stations and Gas Agencies
Table No. 23 No. of Filling Stations of Petrol/Diesel, Gas Agencies and Gas
Connections 2012-13

SN/ Name of the District	Name of the Municipality/ Municipal Corpn.	No. of Filling Stations		No. of Gas Agencies	No. of Gas Connections
		Petrol	Diesel		
1/2	3	4	5	6	7
1. Kapurthala					
	Kapurthala	8	8	5	88714
	Phagwara	6	6	4	69927
	Sultanpur Lodhi	2	2	1	21058
	Dhilwan	1	1	0	0
	Begowal	2	2	0	0
	Bhulath	1	1	0	0
	Sub-Total	20	20	10	179699
2. Fatehgarh Sahib					
	Amloh	5	5	1	3775
	Sirhind	8	8	2	15955
	Gobindgarh	6	6	3	32354
	Bassi Pathana	4	3	1	4945
	Khamano	1	1	0	4990
	Sub-Total	24	23	7	62019
3. Mansa					
	Mansa	6	3	4	41774
	Budhlada	9	9	1	28579
	Bareta	4	4	1	12542
	Bhikki	2	2	1	4064
	Sardulgarh	3	3	0	12277
	Sub-Total	24	21	7	99236
4. Firozpur					
	Firozpur	3	3	5	60285
	Talwandi Bhai	4	4	1	2978
	Zira	5	5	1	19580
	Guru Har Sahai	5	5	1	8990
	Makhu	5	5	0	0
	Mudakki	3	3	0	0
	Malanwali khas	4	4	1	7210
	Sub-Total	29	29	9	99043
5. Ludhiana					
	Ludhiana	75	75	43	633994
	Samrala	4	4	1	22647
	Khanna	11	11	5	57864
	Doraha	4	4	1	14123
	Jagraon	24	24	43	93081
	Raikot	11	11	1	130262
	Mulanpur	5	5	1	14546
	Payal	2	2	2	18896
	Machhiwara	4	4	1	14683
	Maloud	3	3	0	0
	Sahnewal	3	3	2	29803
	Sub-Total	146	146	100	1029899
6. Patiala					
	Ghagga	2	2	0	0
	Bhadson	3	4	0	0
	Ghanaur	2	2	1	14756
	Nabha	5	6	3	54318
	Patiala	15	14	15	208992
	Patran	3	3	1	22282
	Rajpura	7	6	2	42626
	Samana	3	3	2	32061
	Sanaur	2	2	1	16408
	Sub-Total	42	42	25	391443
7. Amritsar					
	Amritsar	32	29	32	312141
	Jandiala	4	4	1	11040
	Ramdas	0	0	0	0
	Majitha	1	1	1	10325
	Rayya	3	3	0	0
	Raja Sansi	2	2	1	1975
	Ajnala	2	2	1	19600
	Sub-Total	44	41	36	355081

8. Tarn Taran					
	Tarn Taran	3	3	2	39765
	Patti	3	3	1	12249
	Khemkaran	1	1	1	15317
	Sub-Total	7	7	4	67331
9. Hoshiarpur					
	Sham Churasi	2	2	1	2800
	Hoshiarpur	16	16	10	85000
	Haryana	1	1	1	3223
	Gardhiwal	1	1	1	2100
	Garh Shankar	3	3	1	27000
	Tanda	3	3	1	24365
	Dasuya	4	4	1	22465
	Mukerian	5	5	2	12510
	Mahilpur	1	1	2	15550
	Sub-Total	36	36	20	195013
10. Shaheed Bhagat Singh Nagar					
	S.B.S. Nagar	8	8	3	22324
	Banga	3	3	2	6125
	Balachaur	2	2	1	18542
	Rahon	3	3	1	4251
	Sub-Total	16	16	7	51242
11. Gurdaspur					
	Qadian	3	2	2	4805
	Shri Hargobindpur	1	1	1	1008
	Dina Nagar	2	2	1	1545
	Batala	11	12	5	1860
	Dhariwal	1	1	2	1790
	Dera Baba Nanak	1	1	1	1760
	Gurdaspur	6	6	6	3960
	Fatehgarh Churian	1	1	2	14112
	Sub-Total	26	26	20	30840
12. Faridkot					
	Faridkot	6	6	5	39450
	Kotkapura	6	6	3	44785
	Jaitu	4	4	1	15993
	Sub-Total	16	16	9	100228
13. Muktsar					
	Gidderbaha	9	8	1	13987
	Bari Wala	1	1	0	0
	Malout	7	7	2	22423
	Muktsar	11	10	2	25205
	Sub-Total	28	26	5	61615
14. Moga					
	Dharamkot	3	3	1	713
	Badhni Kalan	1	1	1	2000
	Bagha Purana	4	4	1	26000
	Moga	17	17	6	102000
	Sub-Total	25	25	9	130713
15. Rupnagar					
	Rupnagar	5	2	2	6500
	Morinda	5	5	1	15014
	Anadpur Sahib	1	1	1	16467
	Nangal	4	4	3	30972
	Chamkaur Sahib	4	4	1	13948
	Sub-Total	19	16	8	82901
16. Sahibzada Ajit Singh Nagar					
	S.A.S. Nagar	5	5	6	76380
	Kurali	3	3	2	33090
	Kharar	3	3	2	31730
	Dera Bassi	2	2	2	10203
	Zirakpur	8	8	2	8221
	Naya-Gaon	0	0	0	0
	Banur	3	2	2	1853
	Lalru	5	0	1	5010
	Sub-Total	29	23	17	166487

17. Bathinda					
	Bathinda	13	13	12	114825
	Bhucho	3	3	1	6550
	Goniana	3	3	2	26270
	Kot Fattah	2	2	0	0
	Maur	2	2	2	22645
	Rama	3	3	1	14903
	Rampura Phool	5	5	2	22351
	Sangat	1	1	1	13787
	Talwandi Sabo	3	3	1	14655
	Bhgta	2	2	1	9358
	Sub-Total	37	37	23	245344
18. Jalandhar					
	Adampur	3	1	1	0
	Alawalpur	3	1	1	0
	Jalandhar	69	60	28	0
	Kartarpur	3	3	2	0
	Nakodar	3	3	1	0
	Noor Mahal	4	4	1	0
	Philaur	3	3	2	0
	Shahkot	4	3	1	3050
	Goraya	3	3	1	2842
	Bhogpur	4	1	1	3100
	Lohian Khas	3	2	1	5216
	Sub-Total	102	84	40	14208
19. Sangrur					
	Malerkotla	13	13	2	27076
	Sangrur	14	14	4	28795
	Sunam	12	12	2	18176
	Dhuri	7	7	2	16486
	Longowal	4	4	1	3230
	Ahmedgarh	6	6	1	9295
	Lehragaga	4	4	0	5030
	Bhiwanigarh	3	3	1	5419
	Khanauri	1	1	1	2357
	Cheema	2	2	1	2952
	Dirba	5	5	0	2229
	Moonak	2	2	1	3032
	Sub-Total	73	73	16	124077
20. Barnala					
	Barnala	7	6	4	29002
	Tapa	2	3	1	12613
	Bhadaur	2	3	1	3988
	Dhanoula	2	2	1	12621
	Handiaya	2	2	0	1741
	Sub-Total	15	16	7	59965
21. Fazilka					
	Abohar	10	10	4	43148
	Jalalabad	3	3	2	22395
	Fazilka	8	8	3	31525
	Sub-Total	21	21	9	97068
22. Pathankot					
	Pathankot	12	12	7	89777
	sujanpur	8	8	1	2022
	Sub-Total	20	20	8	91799
	Grand Total	799	764	396	3735251