

UNIVERSITY DEVELOPMENT IN INDIA

BASIC FACTS AND FIGURES

EXAMINATION RESULTS – 2010 (ANNUAL & SUPPLEMENTARY)



UNIVERSITY GRANTS COMMISSION
Information & Statistics Bureau
NEW DELHI

UNIVERSITY DEVELOPMENT IN INDIA

BASIC FACTS AND FIGURES

EXAMINATION RESULTS – 2010
(ANNUAL & SUPPLEMENTARY)



ज्ञान-विज्ञान विमुक्तये

UNIVERSITY GRANTS COMMISSION
Information & Statistics Bureau
NEW DELHI

@UNIVERSITY GRANTS COMMISSION

Printed : September, 2013

Printed and Published by : Secretary, University Grants Commission,
Bahadur Shah Zafar Marg, New Delhi - 110002

Publication Officer : Mrs. Diksha Rajput



ज्ञान-विज्ञान विमुक्तये

प्रो. वेद प्रकाश

अध्यक्ष

Prof. Ved Prakash
Chairman



सत्यमेव जयते

विश्वविद्यालय अनुदान आयोग
University Grants Commission

(मानव संसाधन विकास मंत्रालय, भारत सरकार)
(Ministry of Human Resource Development, Govt. of India)

बहादुरशाह ज़फ़र मार्ग, नई दिल्ली-110002
Bahadur Shah Zafar Marg, New Delhi-110002

दूरभाष Phone : कार्यालय Off : 011-23234019, 23236350
फैक्स Fax : 011-23239659, e-mail : cm.ugc@nic.in | web: www.ugc.ac.in

FOREWORD

The University Grants Commission (UGC), an apex body of Higher Education, established under an Act of Parliament of India in 1956, is entrusted with the task of coordination, determination and maintenance of standards of university education in India. In discharging its multiple responsibilities, the Commission, from time to time compiles and disseminates information on various parameters pertaining to higher education. Periodically, it also brings out publications containing the statistical data on specific subjects. The present publication entitled **“University Development in India” Basic facts and figures, Examination Results: 2010 (Annual & Supplementary)** is yet another attempt in the series.

I am sure the information provided in this publication will be of immense help to policy makers as also to other stakeholders as it shows trends and growth of pass out students' (gender-wise and subject-wise) in higher education in India.

I take this opportunity to express my sincere thanks to the Heads of Institutions for their timely cooperation in providing the desired data without which it would not have been possible for us to bring out this publication.

I would also like to place on record my deep appreciation to all the members of the Information and Statistics Bureau for their hard work and putting the data in the present form.

(Ved Prakash)

23rd September, 2014

New Delhi.

PROJECT STAFF

SENIOR STATISTICAL OFFICER

Dr. T. C. Sharma

JUNIOR STATISTICAL OFFICER

Mr. S. C. Tayal

SENIOR STATISTICAL ASSISTANT

Mrs. Alka Bhoumik

Mrs. Suman Rastogi

DATA ENTRY OPERATOR

Mr. Gokul Das

EXAMINATION RESULTS-2010
C O N T E N T S

Table No.	Subject	Page. No.
	Introduction	(i)-(v)
Table 1	Out-turn of Graduates & Post Graduates (Faculty & Gender-Wise)	1
Table 2	Total Appeared & Out turn of Graduates (Faculty & Gender-wise)	3
Table 3	Total Appeared & Out turn of Post Graduates (Faculty & Gender-wise)	4
Table 4	Total Out turn of Graduates & Post Graduates (Faculty –cum-Level & Course-wise)	5
Table 5	State-cum-Gender-wise(All India) (Total Appeared & Total Passed)	15
Table 6	State-cum-University-wise & Gender-wise(All India) (Total Appeared & Total Passed)	16
Table 7	State-cum-University-wise & Course-wise(All India) (Total Appeared & Total Passed)	35
Table 8	Comparative Table: Year-cum-Level-wise from Year 2002 & onwards(Total Appeared & Total Passed)	194
Annexure – I	List of University for which data has been included in the report.	196
Annexure – II	List of Defaulting University	203
Annexure – III	Name of courses for which examination have been Conducted by Universities / Institutions in the report.	205
Annexure – IV	List of Universities reported as “Not Applicable”	210

Introduction

The University Grants Commission is a nodal agency for coordination, determination and maintenance of standard of teaching, research, extension and examination in the university system of Higher Education in India. The examination system in Indian universities occupies an important place among the testing techniques used by the Universities/University level Institutes with its existence for over hundred years. The Indian examination systems are controlled by the prevailing annual and semester system with newly introduced few credit based systems in Universities in India. The medium of instructions are mainly English and mother languages in many States/ Universities.

The ***Information & Statistics (I & S) Bureau*** of UGC has been collecting statistical information / data regarding examination results (Annual & Supplementary) in a regular manner in the prescribed format circulated to all the Universities / University level Institutions, being the primary source of collection. The publication of Examination Results (Annual & Supplementary) is a continuous activity of the UGC-I & S Bureau and the present publication is the continuity of the earlier Publication – 2009 of the UGC-I & S Bureau. This Publication entitled **“University Development in India – Basic Facts and Figures – Examination Results – 2010 (Annual & Supplementary)”** elaborates statistical data on the total (men + women) appeared, women appeared with out-turn of (men + women) and women separately with percentage at Graduation and Post Graduation levels of education with their courses in all faculties which have been grouped to ten faculties. All details and essential analysis for this publication 2010 is provided herewith.

It may be made clear that during the year 2010, 461 Universities / University level Institutions are reported to exist in Indian Higher Education. With the existing 461 universities / university level institutions, practically 101 universities are defaulting but the report is being provided for 411 Universities / Universities level Institutions with the inputs received from back data information of 83 Universities / Universities level Institutions.

The Report has the major contribution with respect of faculty wise distribution of students appeared, their out-turn, faculty-cum-course wise appeared, passed

with percent. The University wise course with number of students appeared and passed in the Examination in the particular course for the year 2010 by all those participating Universities have been given in the report. The Universities within State are in alphabetically order with courses have been given in the Report.

While reading the levels of education at Under Graduates and Post Graduates, it may be noted that M. Phil. and Ph. D. and relevant research degrees / Courses are not covered in the Report. The said matter is being looked after separately by the UGC. The examination data of the Publication covers all courses (Graduate & Post Graduate level) which are governed or under the purview or control of the Universities / University level Institutions and as have been submitted by the said University, under reference to the report, have been provided.

HIGHLIGHTS OF PUBLICATION

The Examination Report 2010 contains eight tables along with Graphs/Charts and four annexure which are elaborating all details covered under the Publication. It may be made clear that the data / information is available from the prime source i.e. Universities / University Level Institutions which are considered authentic. The data of the previous years are used in some cases. The Publication starts with the contents. A brief of the contents of the Tables is listed below:

Table 1 : Shows the out-turn of Graduates and Post Graduates for total (men + women) and women separately with percentage, distributed in ten main faculties namely Arts, Science, Commerce, Education, Engineering & Technology, Medicine, Agriculture, Veterinary Science, Law and Others (Includes the faculties of Drawing & Painting, Performing Arts, Social Work, Physical Education, Yoga, Journalism & Mass Communication, Library & Information Science, Tourism etc.).

The distribution of Graduates and Post Graduates among these major ten faculties provides information on total (men and women) and women separately and its percentage in both Graduate & Post Graduate levels of Indian higher education. The total (men+women) 45,14,136 students have passed and

their UG and PG level-wise breakup are 37,23,047 & 7,91,089 respectively. On the other hand, the total women 21,29,684 have passed and their UG & PG level-wise breakup are 17,62,437 & 3,67,247 respectively. The out turn for

women Graduates and Post graduates (in percentage to total) in the faculty of Arts 51.03 & 50.49, Science 50.45 & 53.60, Commerce & Management 42.31 & 39.16, Education 60.86 & 59.69, Engg. & Tech. 32.76 & 34.06, Medicine 48.31 & 37.59, Agriculture 25.35 & 27.83, Veterinary Science 24.15 & 39.28, Law 30.52 & 40.17 & Other 40.43 & 40.61. The overall out turn percentage of women is 47.18 and their Graduate & Post Graduate Level-wise breakup is 47.34 & 46.42.

Table 2 : Represents the total students (men + women) and women appeared & passed with pass percentage at **Graduate level** in the major 10 group of faculties as explained above are Arts, , Science, Commerce & Management, Engineering & Technology, Education, Law, Medicine, Agriculture, Veterinary Sciences and others. The pass percentage of Total (Men+Women) in the faculty of Arts(63.02), Science(58.92),Commerce/Mngt(58.19),Education(80.80), Engg./Tech. (69.76), Medicine(79.46), Agriculture(81.41), Vet. Science(98.90), Law(53.59) & Others(63.88). The overall pass percentage of Total (Men+Women) at **Graduate Level** is 63.87. Similarly, The pass percentage of Women in the faculty of Arts (67.25), Science(68.34), Commerce/Mngt (65.66), Education (84.08),Engg./Tech.(77.81),Medicine(84.97)Agriculture(84.30),Vet. Science (97.76), Law(57.36) & Others(75.17). The overall pass percentage of Women at **Graduate Level** is 70.15.

Table 3 : Represents the total students (men + women) and women appeared & passed with pass percentage at **Post Graduate level** in the major 10 group of faculties as explained above are Arts, Commerce, Science, Engineering & Technology, Education, Law Medicine, Agriculture, Veterinary Sciences and others. The pass percentage of Total (Men+Women) in the faculty of Arts(68.94), Science(68.79),Commerce/Mngt(62.42),Education(84.11), Engg./Tech.(83.36), Medicine(89.20), Agriculture(85.14), Vet. Science(96.63), Law(55.88) & Others(78.41). The overall pass percentage of Total (Men+Women) at Post Graduate Level is 69.11 Similarly, The pass percentage of Women in the faculty of Arts(70.53), Science(73.30), Commerce/Mngt(75.98), Education(84.37), Engg./Tech.(84.73), Medicine(87.72), Agriculture(81.96), Vet. Science(96.70), Law(57.55) & Others(84.04). The overall pass percentage of Women at **Post Graduate Level** is 73.92.

Table 4 : Represents the total students appeared & passed in the examination, with with pass percentage, out-turn separately for Graduate and Post Graduates (faculty and course wise). At graduate and post Graduate Levels the trends of total students (men + women) and women students appeared and passes may be seen in the major 10 group of faculties namely Arts, Science, Commerce & Management, , Education, Engineering & Technology , Medicine, Law, Agriculture, Veterinary Science and others.

It is observed form this table that out of 69,73,725 students(Men + women) appeared 45,14,136 students passed i.e. 64.73% have passed among all the courses at Graduate and Post Graduate levels. Similarly, out of 30,09,121 Women Students appeared 21,29,684 women students passed i.e. 70.77% have passed among all the courses at Graduate and Post Graduate levels All distribution of students appeared and passed for both UG and PG level of courses are provided in the table.

Table 5 : Presents the State-cum- Gender wise examination results for total Students (Men + women) & Women-wise separately for both total appeared & total passed are provided in the table.

Table 6 : Presents the State-cum-University/ University level Institutions-wise and Gender wise examination results for total Students (Men + women) & Women-wise separately for both total appeared & total passed are provided in the table.

Table 7 : Highlights the State-cum-University and course-wise of examination results for total (men + women) and women separately. All Universities and University level Institutions who have contributed the information on Statistical data on examination have been presented University-cum-courses-wise for both the total (men + women) and women separately. This table is very much self explanatory and results for each university and each course for the year 2010 can be identified.

Table 8 : Shows the comparative table of Year-cum-level-wise of nine year data beginning from the year 2002 & onwards of examination results for Total (Men + Women) and women students separately for both at Graduate and Post Graduate levels. All distribution of total students (Men+ Women) and women students appeared and passed are provided in the table. . It shows that almost there is an increasing trend in enrolment from year to year.

Annexure – I Shows the list of University for which data has been included in the report.

Annexure – II Shows the list of Defaulting University.

Annexure – III Shows the name of courses for which examination have been Conducted by Universities / Institutions in the report.

Annexure – IV Shows the list of Universities reported as “Not Applicable”.

Graphs & Charts

Graphs & charts which have relevant and as have explained already in the publication can be seen in this part of the report.

Table - 1
EXAMINATION RESULTS - 2010
 (Out Turn of Graduate and Post Graduate - Faculty & Gender - wise)

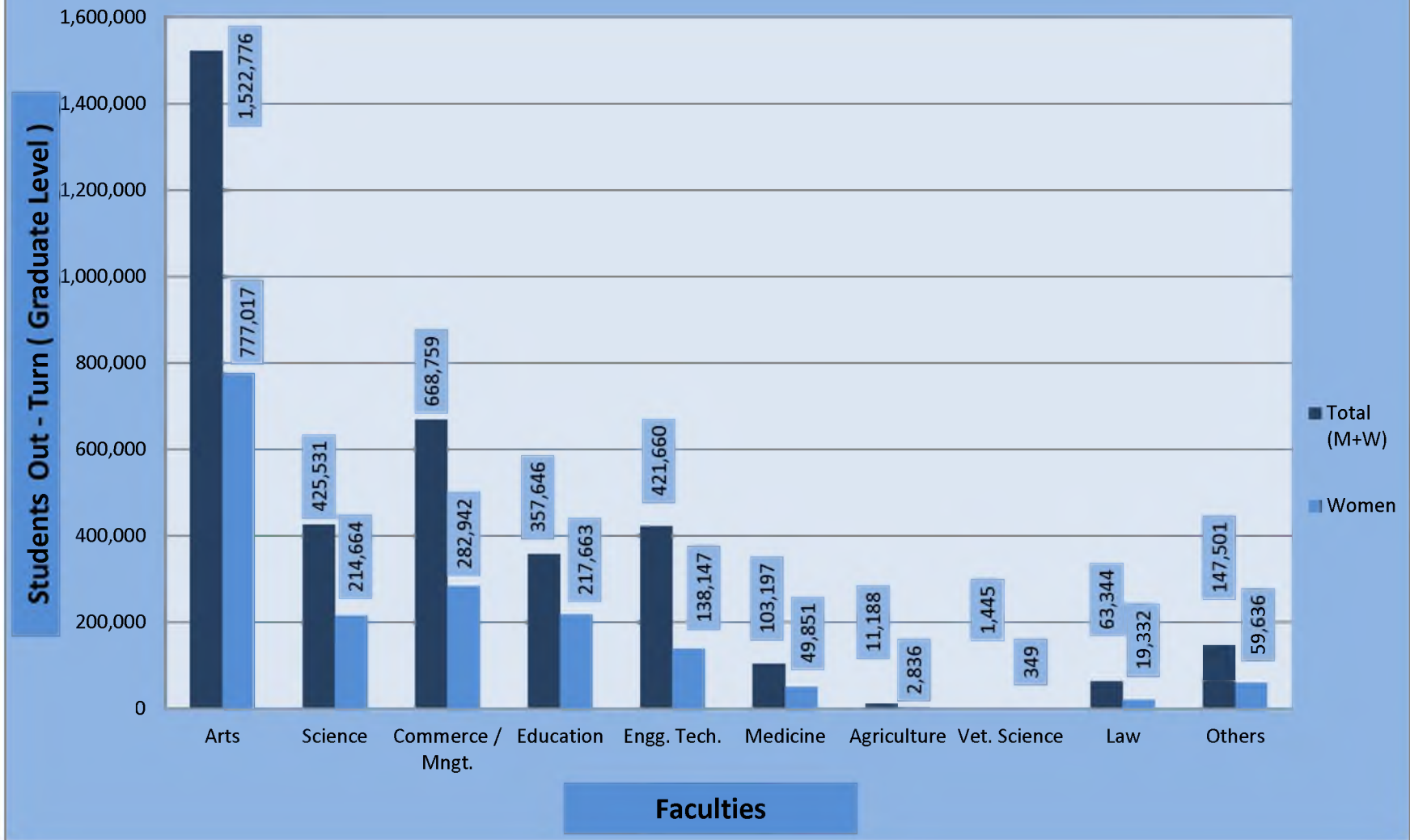
Faculty/Level	Total Passed (Men+Women)	Total Passed (Women)	% of Women
<u>Arts</u>			
Graduate	15,22,776	7,77,017	51.03
Post Graduate	3,48,171	1,75,793	50.49
Total:	18,70,947	9,52,810	50.93
<u>Science</u>			
Graduate	4,25,531	2,14,664	50.45
Post Graduate	1,11,876	59,963	53.60
Total:	5,37,407	2,74,627	51.10
<u>Commerce/Mngt.</u>			
Graduate	6,68,759	2,82,942	42.31
Post Graduate	1,82,452	71,441	39.16
Total:	8,51,211	3,54,383	41.63
<u>Education</u>			
Graduate	3,57,646	2,17,663	60.86
Post Graduate	13,477	8,045	59.69
Total:	3,71,123	2,25,708	60.82
<u>Engg./Technology.</u>			
Graduate	4,21,660	1,38,147	32.76
Post Graduate	27,609	9,404	34.06
Total:	4,49,269	1,47,551	32.84
<u>Medicine</u>			
Graduate	1,03,197	49,851	48.31
Post Graduate	18,304	6,880	37.59
Total:	1,21,501	56,731	46.69
<u>Agriculture</u>			
Graduate	11,188	2,836	25.35
Post Graduate	3,723	1,036	27.83
Total:	14,911	3,872	25.97
<u>Vet. Science</u>			
Graduate	1,445	349	24.15
Post Graduate	746	293	39.28
Total:	2,191	642	29.30
<u>Law</u>			
Graduate	63,344	19,332	30.52

Faculty/Level	Total Passed (Men+Women)	Total Passed (Women)	% of Women
Post Graduate	3,585	1,440	40.17
Total:	66,929	20,772	31.04
<u>Others</u>			
Graduate	1,47,501	59,636	40.43
Post Graduate	81,146	32,952	40.61
Total:	2,28,647	92,588	40.49
<u>Total</u>			
Graduate	37,23,047	17,62,437	47.34
Post Graduate	7,91,089	3,67,247	46.42
Total:	45,14,136	21,29,684	47.18

Note :

The above table has been prepared on the basis of data received from 411 Universities / Universities level Institutions (Including back year data in respect of 83 universities) out of 461 Universities / Universities level Institutions during the year.

OUT-TURN OF GRADUATE - FACULTY AND GENDER - WISE - 2010



OUT-TURN OF POST GRADUATE - FACULTY AND GENDER - WISE - 2010

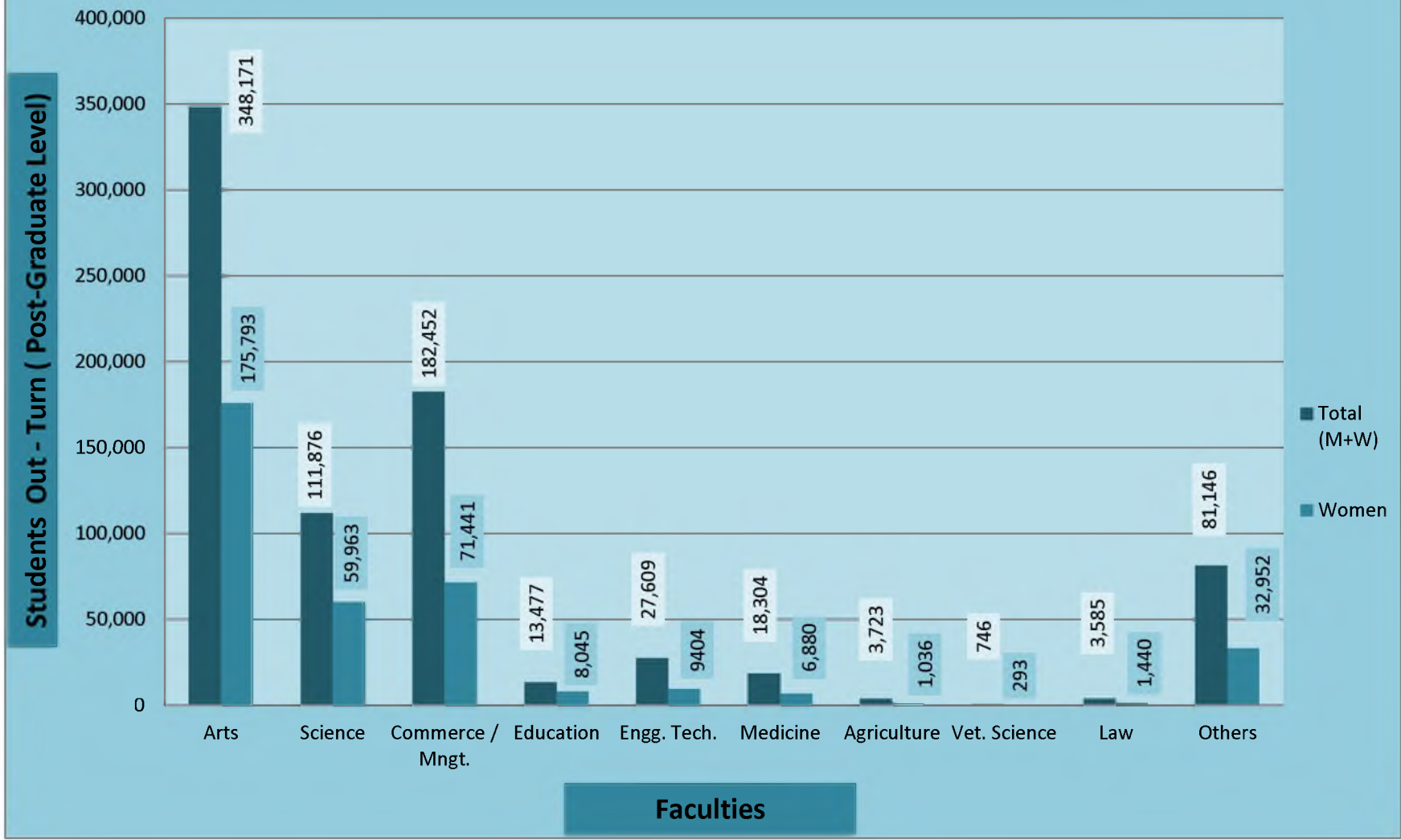


Table - 2
EXAMINATION RESULTS - 2010
 Total Appeared & Out Turn of Graduate
 Faculty & Gender-wise

Level: Graduate

Faculty	Total(Men+Women)			Total(Women)		
	Appeared	Passed	Pass%	Appeared	Passed	Pass%
Arts	24,16,293	15,22,776	63.02	11,55,411	7,77,017	67.25
Science	7,22,227	4,25,531	58.92	3,14,104	2,14,664	68.34
Commerce/Mngt.	11,49,269	6,68,759	58.19	4,30,917	2,82,942	65.66
Education	4,42,641	3,57,646	80.80	2,58,884	2,17,663	84.08
Engg./Technology.	6,04,406	4,21,660	69.76	1,77,540	1,38,147	77.81
Medicine	1,29,870	1,03,197	79.46	58,668	49,851	84.97
Agriculture	13,743	11,188	81.41	3,364	2,836	84.30
Vet. Science	1,461	1,445	98.90	357	349	97.76
Law	1,18,202	63,344	53.59	33,704	19,332	57.36
Others	2,30,908	1,47,501	63.88	79,335	59,636	75.17
Total:	58,29,020	37,23,047	63.87	25,12,284	17,62,437	70.15

Table - 3
EXAMINATION RESULTS - 2010
 Total Appeared & Out Turn of Post Graduate
 Faculty & Gender-wise

Level: Post Graduate

Faculty	Total(Men+Women)			Total(Women)		
	Appeared	Passed	Pass%	Appeared	Passed	Pass%
Arts	5,05,059	3,48,171	68.94	2,49,256	1,75,793	70.53
Science	1,62,628	1,11,876	68.79	81,805	59,963	73.30
Commerce/Mngt.	2,92,304	1,82,452	62.42	94,021	71,441	75.98
Education	16,024	13,477	84.11	9,535	8,045	84.37
Engg./Technology.	33,119	27,609	83.36	11,099	9,404	84.73
Medicine	20,520	18,304	89.20	7,843	6,880	87.72
Agriculture	4,373	3,723	85.14	1,264	1,036	81.96
Vet. Science	772	746	96.63	303	293	96.70
Law	6,415	3,585	55.88	2,502	1,440	57.55
Others	1,03,491	81,146	78.41	39,209	32,952	84.04
Total:	11,44,705	7,91,089	69.11	4,96,837	3,67,247	73.92

Table - 4

EXAMINATION RESULTS - 2010**Total Out-turn of Graduate and Post Graduate
Faculty-Cum- Level & Coursewise**

Faculty/Level/Courses	Total (Men+Women)			Total (Women)		
	Appeared	Passed	Pass%	Appeared	Passed	Pass%
<i>Faculty: Arts</i>						
<i>Graduate</i>						
B.A.	21,33,452	13,00,276	60.95	10,15,725	6,62,909	65.26
B.A.(Hons.)	2,47,883	1,96,474	79.26	1,25,750	1,03,714	82.48
B.A.(Voc.Studies)	1,156	1,074	92.91	985	981	99.59
B.Litt.	894	855	95.64	749	720	96.13
BOL(Oriental Learning)	15,925	10,741	67.45	6,067	3,787	62.42
BRS(Rural Studies)	496	482	97.18	213	208	97.65
B.Theology	16	16	100.00	7	7	100.00
B.A.(Home Science)	458	386	84.28	319	283	88.71
Shastri(B.A.)	14,706	11,303	76.86	4,741	3,666	77.33
B.A.(SLP)	161	149	92.55	115	105	91.30
B.A.(Social Sc.)	1,068	942	88.20	662	559	84.44
B.A.(Social Sc.)(Hons.)	78	78	100.00	78	78	100.00
Graduate Total :	24,16,293	15,22,776	63.02	11,55,411	7,77,017	67.25
<i>Post Graduate</i>						
M.A.	4,86,015	3,34,873	68.90	2,41,398	1,71,021	70.85
M.A.(Indology)	54	31	57.41	26	15	57.69
Acharya(M.A.)	4,916	4,023	81.83	1,418	1,134	79.97
MOL(Oriental Learning)	6,172	4,679	75.81	1,195	556	46.53
MRS(Rural Studies)	40	40	100.00	17	17	100.00
M.Theology	19	17	89.47	7	7	100.00
M.A.(Home Science)	1,038	926	89.21	973	904	92.91
M.A.(Education)	6,063	3,015	49.73	3,857	1,848	47.91
MPS(Population Stu.)	126	32	25.40	48	11	22.92
M.A.(Living & Preksha Meditation)	61	58	95.08	41	36	87.80
M.A.(Social Sc.)	555	477	85.95	276	244	88.41
Post Graduate Total :	5,05,059	3,48,171	68.94	2,49,256	1,75,793	70.53
Faculty Total :	29,21,352	18,70,947	64.04	14,04,667	9,52,810	67.83

Table-4 (Contd.....)

Faculty/Level/Courses	Total (Men+Women)			Total (Women)		
	Appeared	Passed	Pass%	Appeared	Passed	Pass%
<u>Faculty: Science</u>						
<u>Graduate</u>						
B.Sc.	5,56,494	3,11,660	56.00	2,40,214	1,58,686	66.06
B.Sc.(Hons.)	88,754	66,820	75.29	35,673	28,390	79.58
B.Sc.(H.Sc.)	6,282	5,424	86.34	5,509	4,918	89.27
B.Sc.(Principal)	25	24	96.00	8	8	100.00
B.Sc.(Computer Sc.)	56,111	31,797	56.67	25,762	17,206	66.79
B.Sc.(Electronic Sc.)	1,813	916	50.52	568	431	75.88
B.Sc.(Information Sc./Tech..)	8,134	4,842	59.53	3,776	2,650	70.18
B.Sc.(Education)	78	64	82.05	62	52	83.87
B.Sc.(Hotel Mgt/HMCS.)	54	49	90.74	5	4	80.00
B.Sc.(Speech & Hearing)	64	59	92.19	50	48	96.00
B.Sc.(Food Sc.& Tech.)	94	79	84.04	94	79	84.04
B.Sc.(Yogic Sc/Yoga/Phy.Edu..)	31	28	90.32	12	12	100.00
B.Sc.(Bio-Technology)	4,277	3,753	87.75	2,357	2,166	91.90
B.Interior Design	16	16	100.00	14	14	100.00
Graduate Total :	7,22,227	4,25,531	58.92	3,14,104	2,14,664	68.34
<u>Post Graduate</u>						
M.Sc.	1,34,869	94,903	70.37	66,745	49,587	74.29
M.Sc.(Home Science)	2,054	1,808	88.02	2,009	1,775	88.35
M.Sc.(Computer Sc.)	17,236	8,438	48.96	9,043	5,317	58.80
M.Sc.(Electronic Sc.)	499	306	61.32	181	112	61.88
M.Sc.(Information Sc/Tech.)	4,677	3,590	76.76	2,114	1,682	79.56
M.Stat.	219	161	73.52	90	71	78.89
M.A.Sc.(Applied Scs.)	17	9	52.94	3	3	100.00
M.Sc.(Food & Tech.)	15	15	100.00	11	11	100.00
M.Sc.(Yogic Sc/Yoga/.Phy. Edu.)	20	20	100.00	6	6	100.00
M.Sc.(Bio-Tech.)	3,022	2,626	86.90	1,603	1,399	87.27
Post Graduate Total :	1,62,628	1,11,876	68.79	81,805	59,963	73.30
Faculty Total :	8,84,855	5,37,407	60.73	3,95,909	2,74,627	69.37

Faculty: Commerce/Mngt.

Graduate

B.Com.	8,98,910	5,07,258	56.43	3,50,184	2,22,265	63.47
--------	----------	----------	-------	----------	----------	-------

Table-4 (Contd.....)

Faculty/Level/Courses	Total (Men+Women)			Total (Women)		
	Appeared	Passed	Pass%	Appeared	Passed	Pass%
B.Com.(Hons.)	66,223	58,679	88.61	20,696	19,172	92.64
BBA(Business Admin./B.E.I.A.)	75,975	47,422	62.42	23,535	18,842	80.06
B.H.M.(Home Mngt.)	1,366	755	55.27	134	90	67.16
B.C.M.(Comp. Mngt)	307	203	66.12	88	59	67.05
BBM/BMM(Business/Mkt. Mgt.)	1,05,104	53,535	50.94	35,507	21,953	61.83
B.M.S.(Mngt. Sc.)	436	343	78.67	392	326	83.16
BHRD	102	85	83.33	64	59	92.19
B.B.S.	203	195	96.06	72	70	97.22
B.B.E.	516	185	35.85	239	102	42.68
BCTCA	127	99	77.95	6	4	66.67
Graduate Total :	11,49,269	6,68,759	58.19	4,30,917	2,82,942	65.66
<i>Post Graduate</i>						
M.Com.	88,221	59,319	67.24	39,297	28,151	71.64
MBA	1,99,438	1,19,775	60.06	52,582	41,707	79.32
M.E.M.(Environ. Mngt.)	40	38	95.00	14	14	100.00
MCM(Computer Mngt.)	290	197	67.93	213	146	68.54
MBM(Business Mngt.)/Others	2,653	1,767	66.60	1,196	830	69.40
MIBA(Indl.Bus.Admn.)	29	28	96.55	8	8	100.00
MIRPM(Industrial Relation & Personnel)	118	100	84.75	87	79	90.80
M.M.M.(Mkt/Material Mgt)	18	17	94.44	13	12	92.31
MFM(Finnacial Mngt.)/MFC(Finnacial)	545	361	66.24	196	122	62.24
M.M.S.(Mngt. Sc.)	63	41	65.08	20	11	55.00
M.Com. (Insur. & Risk Mngt.)	24	22	91.67	6	6	100.00
M.R.M.(Rural Mngt.)	187	174	93.05	86	79	91.86
MHRD	71	71	100.00	28	28	100.00
M.H.R.M.(Human Resource Mngt.)	258	239	92.64	109	99	90.83
M.B.S.	60	60	100.00	12	12	100.00
MBE	289	243	84.08	154	137	88.96
Post Graduate Total :	2,92,304	1,82,452	62.42	94,021	71,441	75.98
Faculty Total :	14,41,573	8,51,211	59.05	5,24,938	3,54,383	67.51

Faculty: Education

Graduate

B.Ed.	4,42,444	3,57,605	80.82	2,58,687	2,17,632	84.13
B.E.E.(Elementary Edu.)	197	41	20.81	197	31	15.74

Table-4 (Contd.....)

Faculty/Level/Courses	Total (Men+Women)			Total (Women)		
	Appeared	Passed	Pass%	Appeared	Passed	Pass%
Graduate Total :	4,42,641	3,57,646	80.80	2,58,884	2,17,663	84.08
<u>Post Graduate</u>						
M.Ed.	16,024	13,477	84.11	9,535	8,045	84.37
Post Graduate Total :	16,024	13,477	84.11	9,535	8,045	84.37
Faculty Total :	4,58,665	3,71,123	80.91	2,68,419	2,25,708	84.09
<u>Faculty: Engg./Technology.</u>						
<u>Graduate</u>						
B.E.(Petroleum & Chem)	57	40	70.18	8	5	62.50
B.Tech./B.E.(Chem.)	2,205	1,813	82.22	484	414	85.54
B.Tech/BE(Meterology)	567	516	91.01	100	80	80.00
B.Arch.	4,852	3,269	67.37	2,385	1,739	72.91
B.Tech./BE	3,99,654	2,45,025	61.31	1,14,170	82,980	72.68
B.E./B.Tech.(Ag.Engg)	1,396	1,215	87.03	267	254	95.13
B.Sc.(Textile)	2,181	1,601	73.41	336	256	76.19
B.Tech.(Food Science)	476	471	98.95	161	160	99.38
B.E./B.Sc.(Engg.)(Civil)	14,124	11,600	82.13	3,024	2,580	85.32
B.E./B.Sc.(Electrical)	12,223	10,100	82.63	3,197	2,504	78.32
B.E./B.Sc.(Mechanical)	35,095	28,716	81.82	3,638	2,741	75.34
B.E./B.Tech.(Mining)	317	237	74.76	91	71	78.02
B.E.(Elect.& Comm.)	48,038	42,429	88.32	18,329	15,896	86.73
B.E.(Space/Aeronautic)	1,538	1,448	94.15	250	236	94.40
B.E.(Production Engg)	473	438	92.60	96	91	94.79
B.E.(Elect./Indl.Elect)	665	484	72.78	279	210	75.27
B.E.(Indl.Engg.)	341	247	72.43	46	41	89.13
B.E. (Food Tech.)	286	136	47.55	91	53	58.24
B.E.(Polymer Sc.&Tech.)	149	149	100.00	35	35	100.00
B.E.(Structural)	29	29	100.00	6	6	100.00
B.E.(Environmental)	14	12	85.71	7	5	71.43
B.E.(Electrical&Elect.)	13,104	12,757	97.35	3,274	3,177	97.04
B.E.(Automobile)	355	295	83.10	152	127	83.55
B.E.(Instrumentation)	523	415	79.35	101	84	83.17
BE/B.Tech.(Biotechnology)	1,827	1,724	94.36	863	820	95.02
B.E.(Computer Sc.)	41,856	37,316	89.15	17,367	15,672	90.24
B.Sc./B.Tech.(Bio-Pharm)/Medical	647	471	72.80	303	219	72.28

Table-4 (Contd.....)

Faculty/Level/Courses	Total(Men+Women)			Total (Women)		
	Appeared	Passed	Pass%	Appeared	Passed	Pass%
BTP(Town Planning/Others)	88	78	88.64	12	11	91.67
B.E./B.Tech.(Ceramic)	34	19	55.88	4	4	100.00
B.E.(Printing)	77	55	71.43	16	14	87.50
B.E./B.Tech(Inform.Sc./Tech.)	21,215	18,555	87.46	8,448	7,662	90.70
Graduate Total :	6,04,406	4,21,660	69.76	1,77,540	1,38,147	77.81
<i>Post Graduate</i>						
M.Tech(Petroleum/Chem.)	1	1	100.00	0	0	0.00
M.E./M.Tech(Chemical/Bio-chemical)	349	296	84.81	73	63	86.30
ME/M.Tech(Meterology)	145	131	90.34	26	26	100.00
M.Arch.	446	366	82.06	203	178	87.68
M.Tech./ME/MS	22,727	18,898	83.15	7,935	6,715	84.63
M.E./M.Tech.(Ag.Engg)	140	121	86.43	46	40	86.96
M.Sc.(Textile)	25	13	52.00	7	6	85.71
M.Tech./M.Sc.Tech.(Food Science)	43	37	86.05	14	14	100.00
M.E/M.Sc(Engg.& Civil)	1,166	989	84.82	347	258	74.35
M.E./M.Sc.(Engg.)	287	234	81.53	82	77	93.90
ME/M.Tech(Elec/Power)	1,152	954	82.81	307	266	86.64
M.E./M.Sc(Mechanical)	1,232	1,082	87.82	229	201	87.77
M.E./M.Tech.(Mining)	31	16	51.61	4	4	100.00
M.Tech.(Designing)	55	39	70.91	15	11	73.33
M.E.(Elect.& Comm.)	1,517	1,302	85.83	468	420	89.74
ME(Space/Aeronautic)	31	29	93.55	8	7	87.50
M.E.(Production Engg)	6	6	100.00	3	3	100.00
M.E.(Electronics)	10	10	100.00	4	4	100.00
M.E./M.Sc.(Indl.Engg)	5	5	100.00	2	2	100.00
M.E. (Telecommuniation)	20	20	100.00	3	3	100.00
M.Tech.(Construetion)	3	3	100.00	1	1	100.00
M.E.(Environ.Engg.)	29	28	96.55	13	12	92.31
ME(Electrical&Elect.)	53	18	33.96	16	5	31.25
M.E.(Instrumentation)	10	10	100.00	4	4	100.00
M.E./M.Tech.(Bio.Tecnology)	194	182	93.81	113	109	96.46
M.Tech.(Appl.Optics/Mechanics)	44	41	93.18	3	2	66.67
M.E./M.Tech.(Computer Sc.)	1,868	1,605	85.92	610	534	87.54
M.Sc/M.Tech(Bio-med.)	11	2	18.18	2	1	50.00

Table-4 (Contd.....)

Faculty/Level/Courses	Total (Men+Women)			Total (Women)		
	Appeared	Passed	Pass%	Appeared	Passed	Pass%
M.E.(Mngt./Tech.)	1	1	100.00	0	0	0.00
M.Tech.(Ceramic)	6	6	100.00	3	3	100.00
M.Tech. (Information Sc./Tech.)	1,512	1,164	76.98	558	435	77.96
Post Graduate Total :	33,119	27,609	83.36	11,099	9,404	84.73
Faculty Total :	6,37,525	4,49,269	70.47	1,88,639	1,47,551	78.22

Faculty: Medicine

Graduate

BAMS(Ay.Med.&Surgery)	8,431	6,393	75.83	3,813	3,273	85.84
BDS(Dental Surgery)	13,736	10,821	78.78	7,431	5,856	78.81
BHMS(Homoeopathic)	6,477	5,277	81.47	3,266	2,716	83.16
B.Pharm.	44,320	33,339	75.22	14,826	12,371	83.44
B.Sc.(Nursing)	17,303	16,191	93.57	12,716	11,926	93.79
BUMS(Unani Med&Surg)	661	567	85.78	280	231	82.50
MBBS	25,159	19,922	79.18	9,992	8,235	82.42
B.Sc(Med.Lab.Tech.)	1,840	1,052	57.17	1,010	652	64.55
B.Sc.(Medical)	670	547	81.64	349	281	80.52
BPT(Physical Therapy)	9,261	7,441	80.35	3,749	3,215	85.76
BNYS(Naturo.& Yogic)	95	80	84.21	44	42	95.45
B.H.M.(Hospital Mngt.)/B.H.I.A.	52	34	65.38	14	14	100.00
B.N.M.T.(Nuclear Medicine Tech.)	11	11	100.00	5	5	100.00
B.Optomety	778	481	61.83	338	244	72.19
BSMS	50	50	100.00	36	36	100.00
B.Sc.(Occupational Therapy)	95	91	95.79	50	40	80.00
B.Sc.(HLS)	1	1	100.00	0	0	0.00
B.P.O.	16	16	100.00	5	2	40.00
B.Sc.(Nursing)(Post Basic)	902	871	96.56	737	705	95.66
B.Sc.(ASR-Non Medical)	12	12	100.00	7	7	100.00
Graduate Total :	1,29,870	1,03,197	79.46	58,668	49,851	84.97

Post Graduate

MAMS(Ay.Med.&Surgery)/MD(Ayur.)	806	762	94.54	253	193	76.28
MDS(Dental Surgery)	1,689	1,482	87.74	622	551	88.59
MHMS/GHMS/MD(Homoeopath)	630	603	95.71	258	247	95.74
M.Pharmacy	5,308	5,057	95.27	1,662	1,516	91.22
M.Sc.(Nursing)	1,594	1,519	95.29	1,224	1,165	95.18

Table-4 (Contd.....)

Faculty/Level/Courses	Total (Men+Women)			Total (Women)		
	Appeared	Passed	Pass%	Appeared	Passed	Pass%
MS	2,713	2,360	86.99	834	615	73.74
M.Sc.(Med.Lab.Tech.)	95	78	82.11	36	34	94.44
M.Sc.(Medical)	903	813	90.03	505	456	90.30
MPT/M.Sc.(Physiotherapy)/M.Sports	753	492	65.34	334	261	78.14
MHA (Hospital Admm.)/MMH/MMH	293	242	82.59	142	125	88.03
DM	251	244	97.21	81	73	90.12
M.Optomety	10	10	100.00	2	2	100.00
MCH	356	318	89.33	99	83	83.84
MD	4,868	4,107	84.37	1,692	1,473	87.06
MD (Unani)	89	73	82.02	24	18	75.00
M.Sc.(Occupational Theraphy)	37	34	91.89	18	14	77.78
M.A.(Community Health/Public Health)	30	29	96.67	16	15	93.75
MD(Yogic Sc.)	10	10	100.00	7	7	100.00
M.P.O.	4	4	100.00	1	1	100.00
M.Sc.(Non-Medical)	81	67	82.72	33	31	93.94
Post Graduate Total :	20,520	18,304	89.20	7,843	6,880	87.72
Faculty Total :	1,50,390	1,21,501	80.79	66,511	56,731	85.30

Faculty: Agriculture

Graduate

B.Sc.(Agriculture)	11,368	9,076	79.84	2,648	2,204	83.23
B.Sc.(Dairy Science)	138	105	76.09	20	20	100.00
B.Sc.(Horticulture)	802	608	75.81	228	162	71.05
B.Fisheries/Fish.Sc.	265	265	100.00	107	106	99.07
B.Sc.(Forestry)	284	272	95.77	93	81	87.10
B.Tech.(Dairy Tech/Agri.Engg.)	457	433	94.75	129	124	96.12
B.Sc.(Hons.Agri.)	116	116	100.00	33	33	100.00
B.Sc.(Sericulture)	252	252	100.00	81	81	100.00
B.Sc.(Agri Bus. Mngt)	61	61	100.00	25	25	100.00
Graduate Total :	13,743	11,188	81.41	3,364	2,836	84.30

Post Graduate

M.Sc.(Agriculture)	3,701	3,142	84.90	1,040	844	81.15
M.Sc.(Dairy Science)	112	106	94.64	34	31	91.18
M.Sc.(Horticulture)	273	234	85.71	96	83	86.46
M.Fisheries/Fish.Sc.	103	98	95.15	32	28	87.50

Table-4 (Contd.....)

Faculty/Level/Courses	Total (Men+Women)			Total (Women)		
	Appeared	Passed	Pass%	Appeared	Passed	Pass%
M.Sc.(Forestry)	108	91	84.26	43	35	81.40
M.Sc.(Agri.Stat)	4	4	100.00	2	2	100.00
M.Tech.(Dairy Tech/Agri. Engg.)	40	22	55.00	11	10	90.91
M.Sc. (Sericulture)	4	4	100.00	1	1	100.00
M.Sc.(Agri Bus. Mngt)	28	22	78.57	5	2	40.00
Post Graduate Total :	4,373	3,723	85.14	1,264	1,036	81.96
Faculty Total :	18,116	14,911	82.31	4,628	3,872	83.66
<i>Faculty: Vet. Science</i>						
<i>Graduate</i>						
B.V.Sc.(Vet. Science)	1,322	1,321	99.92	323	323	100.00
BVSC & Animal Husbandry	139	124	89.21	34	26	76.47
Graduate Total :	1,461	1,445	98.90	357	349	97.76
<i>Post Graduate</i>						
M.Sc.(Animal Science)	42	38	90.48	23	20	86.96
M.V.Sc.(Vet. Science)	702	680	96.87	270	263	97.41
M.V.Sc. & Animal Husbandry	28	28	100.00	10	10	100.00
Post Graduate Total :	772	746	96.63	303	293	96.70
Faculty Total :	2,233	2,191	98.12	660	642	97.27
<i>Faculty: Law</i>						
<i>Graduate</i>						
LL.B	81,702	46,080	56.40	20,445	12,623	61.74
BGL(General Law)	968	250	25.83	292	90	30.82
LL.B(Special/Integrated)	35,181	16,738	47.58	12,834	6,494	50.60
BSL(Social Legal Sc.)	127	68	53.54	5	5	100.00
LLB(Hons)	224	208	92.86	128	120	93.75
Graduate Total :	1,18,202	63,344	53.59	33,704	19,332	57.36
<i>Post Graduate</i>						
LL.M	6,310	3,498	55.44	2,463	1,404	57.00
LLM(HRD)/MBL(Business Law)	62	45	72.58	16	14	87.50
L.L.M. (Integrated)	43	42	97.67	23	22	95.65
Post Graduate Total :	6,415	3,585	55.88	2,502	1,440	57.55
Faculty Total :	1,24,617	66,929	53.71	36,206	20,772	57.37

Table-4 (Contd.....)

Faculty/Level/Courses	Total(Men+Women)			Total (Women)		
	Appeared	Passed	Pass%	Appeared	Passed	Pass%
<u>Faculty: Others</u>						
<u>Graduate</u>						
B.Lib.(Library Sc.)	23,930	14,947	62.46	10,783	7,156	66.36
B.Journalism/ BA(Journalism)	3,400	1,969	57.91	965	766	79.38
BFA(Fine Arts)	2,284	1,923	84.19	1,206	1,032	85.57
B.P.Ed.(Phy.Edu.)/BPE/BA(Yoga)	16,759	14,325	85.48	3,842	3,249	84.57
BSW(Social Work)	3,137	2,584	82.37	1,315	1,109	84.33
B.Music	707	564	79.77	444	337	75.90
BPA(Performing Arts)/Dance	158	89	56.33	107	67	62.62
BCA(Computer Appl.)	1,68,701	1,03,835	61.55	58,907	44,699	75.88
BMC(Mass Comm.)/BMMMC	222	166	74.77	142	117	82.39
B.A.(Tourism Mgt.)/BTM/BTA	199	184	92.46	85	79	92.94
B.V.A.(Visual Arts)	847	763	90.08	299	120	40.13
BTA (Theator Arts)	32	31	96.88	11	9	81.82
B.H.M./B.Sc.(Hotel Mngt.)/BHMCT	7,753	4,604	59.38	508	380	74.80
B.J.M.C.(Journalism & Mass Comm.)	417	360	86.33	125	114	91.20
BTHM(Tourism & Hotel Mngt.)	1,741	609	34.98	218	86	39.45
B.Multi Media & Animation	301	286	95.02	119	91	76.47
B.Design	320	262	81.88	259	225	86.87
Graduate Total :	2,30,908	1,47,501	63.88	79,335	59,636	75.17
<u>Post Graduate</u>						
M.Lib.(Library Sc.)	8,476	5,776	68.15	4,565	3,378	74.00
M.Journalism	2,562	1,383	53.98	726	450	61.98
MFA(Fine Arts)	1,439	1,313	91.24	783	720	91.95
M.P.Ed.(Phy.Edu.)/MPE/MA(Yoga)	3,304	2,947	89.19	861	791	91.87
MSW(Social Work)	9,009	7,469	82.91	3,491	2,726	78.09
M.Music	670	620	92.54	428	392	91.59
M.A.(Social Work)	3,415	2,500	73.21	1,526	1,123	73.59
MPA(Performing Arts)/Dance	432	404	93.52	254	239	94.09
MCA(Computer Appl.)	71,072	56,109	78.95	25,376	22,134	87.22
MURP(Urban,Reg.Plg.)	37	35	94.59	20	19	95.00
MMC(Mass Comm.)/MMMMC	1,388	1,255	90.42	488	414	84.84
MA(Tourism Mgt)/MTM/MTA	241	192	79.67	92	74	80.43
M.V.A.(Visual Arts)	154	150	97.40	59	58	98.31

Table-4 (Contd.....)

Faculty/Level/Courses	Total(Men+Women)			Total (Women)		
	Appeared	Passed	Pass%	Appeared	Passed	Pass%
M.A.(Instrumental Music)	76	61	80.26	42	36	85.71
M.B.M./M.Sc.(Hotel Mngt.)/MHMCT	6	4	66.67	1	1	100.00
MJMC (Journalism & Mass Comm.)	1,009	752	74.53	397	307	77.33
M.Planning	119	119	100.00	69	69	100.00
MTHM(Tourism & Hotel Mngt)	35	14	40.00	15	7	46.67
M.Multi Media & Animation	47	43	91.49	16	14	87.50
Post Graduate Total :	1,03,491	81,146	78.41	39,209	32,952	84.04
Faculty Total :	3,34,399	2,28,647	68.38	1,18,544	92,588	78.10
Grand Total:	69,73,725	45,14,136	64.73	30,09,121	21,29,684	70.77

Table - 5
EXAMINATION RESULTS - 2010
State-Cum-Gender-Wise Examination Results
[Total Appeared & Total Passed]

State/UTs	Men+Women		Women	
	Total Appeared	Total Passed	Total Appeared	Total Passed
<i>Andhra Pradesh</i>	5,77,858	2,89,391	2,17,330	1,23,472
<i>Arunachal Pradesh</i>	3,595	2,745	1,408	1,075
<i>Assam</i>	63,207	41,234	34,744	23,616
<i>Bihar</i>	82,163	58,827	27,373	21,540
<i>Chhatisgarh</i>	77,641	64,130	34,580	29,462
<i>Delhi</i>	1,94,763	95,129	1,00,129	52,065
<i>Goa</i>	7,445	6,556	4,675	4,255
<i>Gujarat</i>	2,60,236	2,13,791	1,16,912	1,02,058
<i>Haryana</i>	2,13,478	1,45,711	1,21,371	87,786
<i>Himachal Pradesh</i>	85,017	60,808	46,570	33,455
<i>Jammu & Kashmir</i>	76,441	46,507	33,751	20,572
<i>Jharkhand</i>	82,398	54,802	19,263	12,895
<i>Karnataka</i>	8,98,017	5,16,289	3,63,981	2,39,152
<i>Kerala</i>	2,34,590	1,27,644	1,35,969	84,911
<i>Madhya Pradesh</i>	2,69,750	1,99,891	1,06,366	86,426
<i>Maharashtra</i>	11,83,240	6,77,087	5,17,022	3,19,079
<i>Manipur</i>	8,596	6,576	4,099	3,229
<i>Meghalaya</i>	9,570	7,357	5,345	4,092
<i>Mizoram</i>	2,194	1,852	1,079	963
<i>Nagaland</i>	5,724	4,200	2,461	1,807
<i>Orissa</i>	80,862	63,776	39,510	29,077
<i>Punjab</i>	1,45,756	1,09,756	85,819	66,782
<i>Rajasthan</i>	2,71,454	2,07,392	1,08,445	90,280
<i>Sikkim</i>	862	801	500	472
<i>Tamil Nadu</i>	7,94,759	4,47,668	2,88,113	2,18,788
<i>Tripura</i>	6,979	6,010	3,156	2,755
<i>Uttar Pradesh</i>	7,20,609	5,50,102	3,03,902	2,32,146
<i>Uttrakhand</i>	82,174	67,137	35,632	31,423
<i>West Bengal</i>	4,41,204	3,69,281	1,97,147	1,65,019
<i>Chandigarh (UT)</i>	76,514	60,333	44,837	35,875
<i>Puducherry (UT)</i>	16,629	11,353	7,632	5,157
Grand Total:	69,73,725	45,14,136	30,09,121	21,29,684

Table - 6
EXAMINATION RESULTS - 2010
State-Cum-University-Cum-Gender-Wise Examination Results
[Total Appeared & Total Passed]
Level: Graduate and Postgraduate

State/University	Men+Women		Women	
	Total Appeared	Total Passed	Total Appeared	Total Passed
<u>Andhra Pradesh</u>				
* <i>Andhra University</i>	92,618	45,659	34,024	19,913
<i>Ach.N.G.Ranga Agri.University</i>	1,109	868	552	371
* <i>Dr.B.R.Ambedkar Open University</i>	1,24,872	30,421	38,463	12,417
<i>Hyderabad University</i>	633	573	200	177
<i>Jawaharlal Nehru Tech. (Hyderabad)</i>	14,623	12,459	5,368	4,219
* <i>Kakatiya University</i>	66,550	32,874	22,885	12,363
<i>Acharya Nagarjuna University</i>	54,566	18,599	20,789	9,206
<i>Osmania University</i>	1,17,386	76,991	53,792	37,300
* <i>Sri Krishnadevaraya University</i>	21,839	11,129	8,523	5,100
<i>Sri Padmavathi Mahila Vishwavidyaly</i>	1,076	1,013	1,076	1,013
<i>Sri Venkateswara University</i>	42,011	24,543	18,067	10,554
<i>Potti Sriramulu Telugu University</i>	129	116	40	37
* <i>A.P.University of Health Sciences</i>	5,948	4,214	1,136	961
<i>Dravidian University</i>	531	468	166	155
* <i>M.A.N.Urdu University</i>	462	441	134	132
<i>National Acadmy of Legal Stu.& Res.</i>	118	118	52	52
* <i>Nizam's Instt.of Medical Sciences</i>	69	69	39	39
<i>Sri Venkateswara Instt.of Med.Sc.</i>	173	168	130	127
<i>Sri Venkatesware Vety. University</i>	220	220	78	78
<i>Sri Venkatesware Vedic University</i>	55	51	23	21
<i>Telangana University</i>	606	573	209	198
<i>Gandhi Institute of Tech. &</i>	623	606	202	200

* Back year Data used in respect of the University

Table-6 (Contd....)

State/University	Men+Women		Women	
	Total Appeared	Total Passed	Total Appeared	Total Passed
Mngt.				
<i>Adikavi Nannaya University</i>	100	88	41	36
* <i>Yogi Vemana University</i>	363	337	137	127
* <i>The Eng. & Foreign Lang. University</i>	154	146	78	78
<i>Rashtriya Sanskrit Vidyapeeth</i>	412	325	137	137
<i>Sri Sathya Sai Instt.of Hr.Learning</i>	469	450	223	211
<i>International Instt.of Info.Tech.</i>	335	329	61	61
* <i>National Instt.of Tech.(Warangal)</i>	929	842	186	170
<i>ICFAI Foundation for Higher Edu.</i>	38	38	5	5
<i>Jawaharlal Nehru Tech. (Anantpur)</i>	28,841	24,663	10,514	8,014
State Total :	5,77,858	2,89,391	2,17,330	1,23,472
<u>Arunachal Pradesh</u>				
<i>Rajiv Gandhi University (Arunachal)</i>	3,370	2,546	1,352	1,026
<i>NER Institute of Science & Tech.</i>	225	199	56	49
State Total :	3,595	2,745	1,408	1,075
<u>Assam</u>				
<i>Assam University</i>	7,524	4,347	3,870	2,373
<i>Assam Agricultural University</i>	389	389	200	200
<i>Dibrugarh University</i>	17,888	12,909	10,172	7,419
<i>Gauhati University</i>	36,188	22,463	20,150	13,293
<i>Tezpur University</i>	472	464	193	191
<i>National Instt.of Tech.(Silchar)</i>	309	294	65	62
* <i>Indian Institute of Tech.(Guwahati)</i>	437	368	94	78
State Total :	63,207	41,234	34,744	23,616
<u>Bihar</u>				
* <i>B.N.Mandal University</i>	7,487	4,977	1,927	1,350
<i>Jai Prakash University</i>	17,687	13,771	7,586	5,873
* <i>K.S.Darbhangha Sanskrit Vishwa.</i>	2,255	1,415	435	263

* Back year Data used in respect of the University

Table-6 (Contd....)

State/University	Men+Women		Women	
	Total Appeared	Total Passed	Total Appeared	Total Passed
* <i>L.N.Mithila University</i>	7,997	4,770	2,019	1,351
* <i>Magadh University</i>	8	7	1	1
<i>Nalanda Open University</i>	12,221	8,910	3,054	2,230
* <i>Patna University</i>	10,701	8,752	4,489	3,755
<i>Rajendra Agricultural University</i>	176	176	47	47
* <i>T.M.Bhagalpur University</i>	10,232	7,004	4,105	3,787
* <i>Indira Gandhi Instt.of Medical Scs.</i>	10,857	6,752	2,856	2,113
<i>M.M.Haque Arabic & Persian Univ.</i>	2,043	1,833	754	673
<i>Nava Nalanda Mahavidyalaya,</i>	111	94	30	30
* <i>Bihar Yoga Bharti</i>	52	47	22	20
<i>National Institute Of Tech. (Patna)</i>	336	319	48	47
State Total :	82,163	58,827	27,373	21,540
<u>Chhatisgarh</u>				
<i>Guru Ghasidas University</i>	33,923	27,152	16,213	13,375
* <i>Indira Gandhi Agricultural Univ.</i>	577	540	134	121
<i>Indira Kala Sangeet Vishwavidyalaya</i>	283	270	162	158
* <i>Pt.Ravi Shankar Shukla University</i>	28,376	23,166	14,002	12,037
<i>Hidayatullah National Law Univ.</i>	306	274	141	130
<i>Chhatisgarh Swami V.Tech.University</i>	13,322	12,025	3,570	3,347
<i>KTP Avam Jansanchar Vishvidyalaya</i>	74	72	23	23
<i>National Instt. of Tech. (Raipur)</i>	780	631	335	271
State Total :	77,641	64,130	34,580	29,462
<u>Delhi</u>				
<i>Delhi University</i>	1,80,163	82,152	94,836	47,411
* <i>Indira Gandhi National Open Univ.</i>	3,197	2,951	1,187	1,096
<i>Jamia Millia Islamia</i>	4,226	3,279	1,730	1,295
<i>Jawaharlal Nehru University</i>	930	843	154	142
* <i>G.G.S.Indraprastha</i>	384	337	332	290

* Back year Data used in respect of the University

Table-6 (Contd....)

State/University	Men+Women		Women	
	Total Appeared	Total Passed	Total Appeared	Total Passed
Vishwavidyalaya				
* <i>Indian Agricultural Research Instt.</i>	99	91	17	16
<i>Jamia Hamdard</i>	1,068	1,002	384	372
<i>National M.I.of Hist.Arts & Museum</i>	18	18	14	14
<i>School of Planning & Architecture</i>	226	195	93	91
<i>Sh.L.B.S.R.Sanskrit Vidyapeeth</i>	440	393	96	91
* <i>TERI School of Advance Studies</i>	61	61	47	47
<i>Indian Institute of Foreign Trade</i>	244	244	36	36
<i>Rashtriya Sanskrit Sansthan</i>	2,949	2,805	998	959
<i>Indian Law Institute</i>	28	28	8	8
<i>All India Institute of Medical Scs.</i>	388	388	166	166
<i>Indian Institute of Tech.(Delhi)</i>	342	342	31	31
State Total :	1,94,763	95,129	1,00,129	52,065
Goa				
<i>Goa University</i>	7,445	6,556	4,675	4,255
State Total :	7,445	6,556	4,675	4,255
Gujarat				
<i>Bhavnagar University</i>	9,341	7,695	3,601	3,218
* <i>Gujarat University</i>	61,826	48,703	25,483	23,187
<i>S.K.D.Gujarat Agri. University</i>	215	215	47	47
<i>Gujarat Ayurveda University</i>	65	56	25	23
<i>M.S.University of Baroda</i>	6,400	4,135	3,275	2,229
<i>H.C.North Gujarat University</i>	30,272	27,820	14,354	13,625
<i>Sardar Patel University</i>	13,176	11,957	4,514	4,027
<i>Saurashtra University</i>	72,695	61,554	33,313	28,150
<i>South Gujarat University</i>	30,673	25,123	17,147	15,121
<i>Krantiguru SKV Kachchh University</i>	20,848	13,925	9,869	7,865
<i>Nirma University of Science & Tech.</i>	1,375	1,353	323	320
<i>D.Ambani Instt.of Inf.&</i>	326	302	62	57

* Back year Data used in respect of the University

Table-6 (Contd....)

State/University	Men+Women		Women	
	Total Appeared	Total Passed	Total Appeared	Total Passed
Comm.Tech.				
* Shree Somnath Sanskrit University	410	410	19	19
Centre of Envir.Plann. & Tech Univ.	347	346	162	161
Ganpat University	1,536	1,501	478	471
Sumandeep Vidyapeeth	1,972	1,445	1,109	850
Kadi Sarva Vishwavidyalaya,	1,897	1,751	855	811
Gujarat National Law University	163	163	60	60
Gujarat Vidyapeeth	656	616	268	247
Dharmsinh Desai University,	5,352	4,030	1,843	1,465
Sardar V.B.National Instt. of Tech.	631	631	98	98
Pt. Deendayal Petroleum University	60	60	7	7
State Total :	2,60,236	2,13,791	1,16,912	1,02,058
Haryana				
Ch.Charan Singh Haryana Agri.Univ.	335	335	118	118
Guru Jhambheswar University	1,174	1,004	479	441
Kurukshetra University	1,01,705	65,215	61,514	43,099
Maharshi Dayanand University	1,04,427	74,836	56,372	41,737
Choudhry Devi Lal University	1,676	989	792	518
Deenbandhu C.R.Univ. of Sc. & Tech.	411	380	138	131
Maharishi Markandeshwar Edu. Trust	2,773	2,181	1,364	1,272
Bhagat P.S. Mahila Vishwavidyalaya.	340	277	340	277
National Dairy Research Institute	99	99	23	23
National Instt.of Tech.(Kurukshetra	538	395	231	170
State Total :	2,13,478	1,45,711	1,21,371	87,786
Himachal Pradesh				
Dr.Y.S.Parmar Univ.of Hort.& Forest	197	197	112	112

* Back year Data used in respect of the University

Table-6 (Contd....)

State/University	Men+Women		Women	
	Total Appeared	Total Passed	Total Appeared	Total Passed
<i>Himachal Pradesh University</i>	83,836	59,627	46,169	33,054
<i>Ch.Sarwan Kumar H.P.Krishi Univ.</i>	188	188	108	108
<i>Jaypee Univ.of Information Tech.</i>	429	429	95	95
<i>National Instt.of Tech.(Hamirpur)</i>	367	367	86	86
State Total :	85,017	60,808	46,570	33,455
<u>Jammu & Kashmir</u>				
<i>Jammu University</i>	15,076	9,027	6,484	3,882
<i>Kashmir University</i>	57,748	34,801	26,474	16,028
* <i>Shere-e-Kashmir Un.of Agri.Sc.&Tech</i>	186	186	27	27
* <i>Shere-e-Kashmir Instt.of Med.Scs.</i>	125	125	34	34
<i>Baba Ghulam S.Badshah University</i>	2,136	1,247	370	247
<i>Islamic Uni.of Science & Technology</i>	263	252	89	88
<i>Shri Mata Vaishno Devi University</i>	558	534	211	204
<i>National Instt.of Tech.(Srinagar)</i>	262	249	44	44
<i>Central University of Kashmir</i>	87	86	18	18
State Total :	76,441	46,507	33,751	20,572
<u>Jharkhand</u>				
<i>Birsa Agricultural University</i>	134	134	46	46
* <i>Ranchi University</i>	43,503	27,162	8,829	5,592
* <i>Siddhu Kanhu University</i>	17,933	11,237	4,402	2,568
* <i>Vinoba Bhave University</i>	16,423	11,869	4,983	3,688
<i>Birla Institute of Technology</i>	3,245	3,245	843	843
<i>Indian School of Mines</i>	598	598	47	47
<i>National Instt.of Tech.(Jamshedpur)</i>	430	430	70	70
<i>Central University of Jharkhand</i>	132	127	43	41
State Total :	82,398	54,802	19,263	12,895
<u>Karnataka</u>				

* Back year Data used in respect of the University

Table-6 (Contd....)

State/University	Men+Women		Women	
	Total Appeared	Total Passed	Total Appeared	Total Passed
<i>Bangalore University</i>	5,88,318	2,99,691	2,30,120	1,39,135
<i>Gulbarga University</i>	25,254	18,116	9,320	7,218
<i>Kannada University</i>	597	569	173	17
<i>Karnatak University</i>	41,318	35,119	15,907	14,239
<i>Kuvempu University</i>	21,139	14,480	10,837	8,080
<i>Mangalore University</i>	21,218	13,682	11,904	8,809
<i>Mysore University</i>	25,513	16,017	12,910	9,109
<i>National Law School of India</i>	132	132	72	72
<i>University of Agri.Sc.(Bangalore)</i>	623	623	187	187
<i>University of Agri.Sc.(Dharwad)</i>	452	422	142	134
<i>Karnatak State Open University</i>	30,325	17,788	15,878	9,500
* <i>Rajeev Gandhi Univ.of Health Scs.</i>	25,060	18,828	10,748	9,053
<i>Visveswaraiah Technological Univ.</i>	62,564	50,323	19,126	16,878
<i>Karnataka State Women University</i>	5,264	4,926	5,264	4,926
<i>International Instt.of Info.Tech.</i>	113	113	28	28
* <i>Karnataka Vete.Ani.& Fish.Sc.Univ.</i>	238	238	58	58
<i>KLE Academy of Higher Edu.& Researh</i>	277	248	129	119
<i>Tumkur University</i>	43,246	19,286	18,827	9,477
<i>Indian Institute of Science</i>	311	311	28	28
<i>Manipal Academy of Higher Education</i>	3,674	3,403	1,385	1,327
<i>National Instt.of Mental H.Neu.Sc.</i>	36	36	17	17
<i>Jawaharlal Nehru Centre for Adv.Stu</i>	5	5	2	2
<i>National Instt.of Tech.(Surathkal)</i>	862	853	149	149
<i>Swami Vivekanand Yog Anu.Sansthana</i>	38	38	14	14
<i>NITTE University</i>	100	89	75	72
<i>Christ College,</i>	727	685	381	373
<i>Sri Siddhartha Acad. of</i>	494	149	257	88

* Back year Data used in respect of the University

Table-6 (Contd....)

State/University	Men+Women		Women	
	Total Appeared	Total Passed	Total Appeared	Total Passed
Higher Edu				
<i>Jagadguru Sri Shivarath. University</i>	119	119	43	43
State Total :	8,98,017	5,16,289	3,63,981	2,39,152
<u>Kerala</u>				
<i>Calicut University</i>	99,035	49,947	58,632	33,141
<i>Cochin Univ.of Science & Technology</i>	6,880	3,389	1,185	885
<i>Kerala University</i>	53,112	27,582	32,617	19,354
<i>Kerala Agricultural University</i>	369	369	233	233
<i>Mahatma Gandhi University</i>	61,864	35,320	35,085	24,186
<i>Kannur University</i>	11,614	9,514	7,311	6,313
<i>Sree Sankarcharya Sanskrit Univ.</i>	842	719	666	582
<i>Kerala Kalamandalam</i>	84	63	50	45
<i>National Instt.of Tech.(Calicut)</i>	763	714	185	167
* <i>Sree Chitra T.I.for Med.Sc. & Tech.</i>	27	27	5	5
State Total :	2,34,590	1,27,644	1,35,969	84,911
<u>Madhya Pradesh</u>				
* <i>Awadesh Pratap Singh University</i>	20,301	12,582	7,512	4,623
<i>Barkatullah Vishwavidyalaya</i>	60,832	49,801	27,868	24,011
* <i>Devi Ahilya Vishwavidyalaya</i>	37,301	23,264	15,499	11,721
* <i>Dr.Hari Singh Gaur University</i>	22,270	16,966	9,068	9,068
* <i>Jiwaji University</i>	23,016	15,600	9,066	6,978
* <i>M.L.C.National Univ.of Journalism</i>	6,961	4,819	1,604	1,288
* <i>M.P.Bhoj (Open) University</i>	19,625	6,636	7,703	2,566
* <i>M.G.Chitrakoot Gramodaya Vishwa.</i>	575	484	134	117
* <i>Rani Durgavati Vishwavidyalaya</i>	35,054	34,961	14,048	14,048
<i>Vikram University</i>	21,705	16,818	9,493	8,027
<i>M.M.Yogi Vedic Vishwavidyalaya</i>	921	533	175	122

* Back year Data used in respect of the University

Table-6 (Contd....)

State/University	Men+Women		Women	
	Total Appeared	Total Passed	Total Appeared	Total Passed
<i>J.N.Krishi Vishwavidyalaya</i>	698	492	181	123
<i>National Law Institute</i>	113	98	50	46
* <i>R.G.Proudyogiki Vishwavidyalaya</i>	19,282	15,746	3,704	3,427
<i>L.B.National Instt.of Physical Edu.</i>	186	186	55	55
<i>Indian Instt.of Info.Tech.& Mngt.</i>	142	142	25	25
<i>Maulana Azad National Instt.of Tech</i>	768	763	181	181
State Total :	2,69,750	1,99,891	1,06,366	86,426
<u>Maharashtra</u>				
<i>Sant Gadge Baba Amravati University</i>	56,078	22,495	28,148	11,388
<i>Mumbai University</i>	39,776	28,143	26,262	17,614
* <i>Dr.B.S.Ambedkar Marathwada Univ.</i>	40,715	23,577	12,267	7,121
<i>Dr.Babasaheb Ambedkar Tech.Univ.</i>	448	448	110	110
<i>Dr.Panjabrao Deshmukh Krishi Vishw.</i>	1,343	1,261	296	280
<i>Konkan Krishi Vishwavidyalaya</i>	345	319	157	104
<i>Mahatma Phule Krishi Vidyapeeth</i>	3,669	2,153	937	607
<i>Marathwada Agricultural University</i>	1,527	1,527	278	278
<i>The RTM Nagpur University</i>	73,777	39,576	41,126	22,367
<i>North Maharashtra University</i>	34,119	23,016	10,781	7,334
<i>Pune University</i>	2,57,606	1,20,171	1,11,081	54,281
<i>S.N.D.T.Women's University</i>	25,229	19,679	25,229	19,679
<i>Shivaji University</i>	3,60,525	2,31,980	1,55,754	1,13,927
<i>Swami Ramanand T.Marathwada Univ.</i>	26,311	16,770	10,072	7,026
<i>Y.C.Maharashtra Open University</i>	1,02,263	53,162	37,221	20,508
<i>Kavi K.Kalidas Sanskrit Vishwa.</i>	759	572	517	332
<i>M.G.Antarrashtriya Hindi Vishwa.</i>	41	41	11	11
<i>Maharashtra Univ.of Health</i>	14,348	12,320	6,442	5,099

* Back year Data used in respect of the University

Table-6 (Contd....)

State/University	Men+Women		Women	
	Total Appeared	Total Passed	Total Appeared	Total Passed
Sciences				
<i>Maharashtra Ani.& Fishery Sc.Univ.</i>	341	341	80	80
<i>Datta Meghe Instt.of Medical Scs.</i>	405	312	190	156
<i>Homi Bhabha National Institute</i>	84	84	25	25
<i>MGM Institute of Health Sciences</i>	105	84	74	55
<i>Solapur University</i>	1,15,649	55,379	40,487	22,472
<i>Central Instt.of Fisheries Edu.</i>	52	49	16	14
<i>Deccan College PG Research Instt.</i>	32	27	15	14
<i>Gokhale Instt.of Politics & Eco.</i>	44	34	19	17
<i>International Instt.for Pop.Scs.</i>	126	32	48	11
<i>Tata Institute of Social Sciences</i>	392	383	201	199
<i>Tilak Maharashtra Vidyapeeth</i>	10,836	8,707	3,459	2,857
<i>Indira Gandhi Instt.of Dev.Research</i>	21	21	6	6
<i>Bharati Vidyapeeth</i>	7,558	6,644	2,855	2,581
<i>Defence Instt.of Advanced Tech.</i>	66	65	2	2
* <i>Padamshree Dr.D Y Patil Vidyapeeth</i>	652	645	281	278
<i>Symbiosis International Edu.Centre</i>	3,094	2,531	1,257	991
* <i>Tata Instt.of Fundamental Research</i>	10	10	5	5
* <i>Visvesvaraya National Instt.of Tech</i>	418	418	113	113
<i>Dr.D.Y.Patil Vidyapeeth,Pune</i>	626	584	242	228
<i>Narsee Monjee Instt.of Mngt.Studies</i>	1,560	1,541	384	382
<i>Pravara Instt.of Medical Sciences</i>	511	376	209	196
<i>D.Y.Patil Educational Society</i>	135	115	49	44

* Back year Data used in respect of the University

Table-6 (Contd....)

State/University	Men+Women		Women	
	Total Appeared	Total Passed	Total Appeared	Total Passed
* <i>Indian Institute of Tech.(Mumbai)</i>	1,186	1,063	153	134
<i>Krishna Instt.of Medical Sciences</i>	100	93	65	62
<i>Institute of Chemical Technology</i>	358	339	98	91
State Total :	11,83,240	6,77,087	5,17,022	3,19,079
<u>Manipur</u>				
<i>Central Agricultural University</i>	194	194	102	102
<i>Manipur University</i>	8,402	6,382	3,997	3,127
State Total :	8,596	6,576	4,099	3,229
<u>Meghalaya</u>				
<i>North Eastern Hill University</i>	9,570	7,357	5,345	4,092
State Total :	9,570	7,357	5,345	4,092
<u>Mizoram</u>				
<i>Mizoram University</i>	2,194	1,852	1,079	963
State Total :	2,194	1,852	1,079	963
<u>Nagaland</u>				
<i>Nagaland University</i>	5,724	4,200	2,461	1,807
State Total :	5,724	4,200	2,461	1,807
<u>Orissa</u>				
<i>Berhampur University</i>	9,836	8,944	3,789	3,625
<i>Orissa Univ.of Agriculture & Tech.</i>	559	535	262	262
<i>Sambalpur University</i>	14,904	10,817	7,139	5,261
<i>Shri Jagannath Sanskrit Vishwavidy.</i>	2,910	2,276	1,290	1,033
* <i>Utkal University</i>	34,279	25,362	18,342	11,315
<i>Fakir Mohan University</i>	7,236	6,290	3,427	3,056
<i>North Orissa University</i>	5,001	3,931	2,664	2,163
<i>Utkal University of Culture</i>	890	714	385	218
<i>Ravenshaw University</i>	2,338	2,131	1,255	1,222
<i>Shiksha "O" Anusandhan University</i>	804	725	346	313
<i>National Instt.of Tech.(Rourkela)</i>	534	507	69	67
<i>Kalinga Instt.of Industrial Tech.</i>	1,571	1,544	542	542

* Back year Data used in respect of the University

Table-6 (Contd....)

State/University	Men+Women		Women	
	Total Appeared	Total Passed	Total Appeared	Total Passed
State Total :	80,862	63,776	39,510	29,077
Punjab				
<i>Guru Nanak Dev University</i>	41,677	35,207	29,138	25,713
<i>Punjab Agricultural University</i>	423	423	190	190
<i>Punjabi University</i>	37,802	30,945	16,257	13,308
* <i>Panjab Technical Univeristy</i>	55,091	33,527	34,433	22,187
<i>Baba Farid Univ. of Health Sc.</i>	4,965	4,317	3,521	3,235
<i>Lovely Professional University</i>	3,651	3,289	1,769	1,647
<i>Guru Angad Dev Vety. & Animal Sc.Uni</i>	101	101	27	27
<i>Sant Longowal Instt.of Engg. & Tech.</i>	366	347	62	60
<i>Thapar Instt.of Engg. & Technology</i>	1,332	1,308	356	352
<i>Dr.B.R.A.National Instt.of Tech</i>	348	292	66	63
State Total :	1,45,756	1,09,756	85,819	66,782
Rajasthan				
* <i>Jai Narain Vyas University</i>	15,876	13,356	7,064	6,357
* <i>Vardhman Mahavir Open University</i>	6,068	3,978	2,361	2,039
<i>Maharshi Dayanand Saraswati Univ.</i>	61,747	51,547	27,111	24,505
* <i>Mohanlal Sukhadia University</i>	27,409	18,068	11,267	7,902
* <i>Rajasthan University</i>	1,01,833	70,218	37,565	28,872
<i>Rajasthan Agricultural University</i>	600	588	86	85
* <i>Maharana Pratap Univ.of Agri. & Tech</i>	392	321	110	110
<i>National Law University</i>	77	77	32	32
<i>J.R.N.Raj.Sanskrit Vishwavidyalaya</i>	11,409	11,409	3,728	3,728
<i>Rajasthan Ayurveda University</i>	784	736	252	194
<i>Kota University</i>	35,654	27,769	14,583	12,204
<i>LNM Instt.of Information Technology</i>	125	124	16	16

* Back year Data used in respect of the University

Table-6 (Contd....)

State/University	Men+Women		Women	
	Total Appeared	Total Passed	Total Appeared	Total Passed
<i>Banasthali Vidyapeeth</i>	2,346	2,334	2,346	2,334
<i>Birla Institute of Tech. & Sciences</i>	2,040	2,040	331	331
<i>Jain Vishva Bharati Institute</i>	521	520	454	453
<i>J.Rai Nagar Rajasthan Vidyapeeth</i>	1,566	1,500	393	387
<i>Institute of Advance Studies in Edu</i>	631	625	212	212
<i>Malviya National Institute of Tech.</i>	481	446	60	60
* <i>Mody Instt. of Tech. & Science</i>	357	350	154	151
<i>Bhagwant University</i>	889	737	166	154
<i>Jyoti Vidyapeeth Women's University</i>	59	59	59	59
<i>Mewar Univeristy</i>	590	590	95	95
State Total :	2,71,454	2,07,392	1,08,445	90,280
<u>Sikkim</u>				
<i>Sikkim-Manipal Un.of H.M. & Tech.Scs</i>	494	433	310	282
<i>Sikkim University</i>	284	284	176	176
<i>Eastern Inst.of Integrated Learning</i>	84	84	14	14
State Total :	862	801	500	472
<u>Tamil Nadu</u>				
<i>Alagappa University</i>	1,53,043	29,613	19,565	14,238
* <i>Anna University (Chennai)</i>	932	796	401	352
<i>Annamalai University</i>	45,728	23,798	21,170	12,799
<i>Bharathiar University</i>	29,379	22,198	15,411	13,063
<i>Bharathidasan University</i>	45,741	36,733	24,600	22,162
<i>Madras University</i>	37,413	22,084	18,147	12,705
* <i>Madurai Kamraj University</i>	22,743	16,527	11,025	9,065
* <i>Manonmaniam Sundaranar University</i>	41,503	21,039	25,244	15,271
<i>Mother Teresa Women University</i>	1,093	1,047	1,093	1,047
* <i>Tamil University</i>	262	237	169	162
<i>T.N.Agricultural University</i>	1,057	955	523	480
<i>T.N.Veterinary & Animal Scs.Univ.</i>	281	281	107	107

* Back year Data used in respect of the University

Table-6 (Contd....)

State/University	Men+Women		Women	
	Total Appeared	Total Passed	Total Appeared	Total Passed
<i>T.N.Dr.M.G.R.Medical University</i>	12,303	10,627	6,739	6,139
* <i>Periyar University</i>	18,405	11,741	9,515	6,892
<i>T.N.Dr.Ambedkar Law University</i>	3,827	2,537	960	736
<i>Thiruvalluvar University</i>	32,617	19,579	13,057	8,229
<i>Tamil Nadu Open University</i>	24,528	9,993	9,893	4,950
<i>Kalasalingam Acad.of Res.& High.Edu</i>	344	344	194	194
<i>Saveetha Instt.of Medical &Tech.Scs</i>	391	332	205	188
<i>Academy of Maritime Edu. & Training</i>	414	399	76	66
<i>Chennai Mathematical Institute</i>	27	27	11	11
<i>Periyar Maniammai Inst. of Sc.&Tech</i>	187	187	115	115
<i>Ponnaiyah Ramajayam Inst.ofSc.&Tech</i>	1,704	1,499	905	858
<i>Av.Instt.for H.Sc.& H.Edu.for Women</i>	1,662	1,532	1,662	1,532
<i>Sri C.S.Saraswathi Vishwavidyalaya</i>	1,043	977	424	395
<i>Sri Ramachandra Med.Col.& Res.Instt</i>	915	842	549	517
<i>Gandhigram Rural Institute</i>	618	554	327	306
<i>Anna University (Coimbatore)</i>	1,05,235	59,617	37,564	28,500
<i>Anna University (Tiruchirapalli)</i>	98,591	43,061	26,362	16,529
<i>Vellore Instt.of Technology</i>	3,786	3,603	1,165	1,140
<i>Vinayaka Mission's Res.Foundation</i>	1,894	1,599	549	496
* <i>Satyabama Instt.of Science & Tech.</i>	2,673	2,436	1,010	992
<i>Shanmugha Arts,Sc.,Tech.& Res.Acad.</i>	4,250	3,601	1,654	1,484
<i>SRM Institute of Science and Tech.</i>	5,139	4,702	1,556	1,526
<i>Amrita Vishwa Vidyapeetham</i>	3,458	3,365	1,796	1,763
<i>MGR Educational & Research Instt</i>	2,417	2,053	472	403

* Back year Data used in respect of the University

Table-6 (Contd....)

State/University	Men+Women		Women	
	Total Appeared	Total Passed	Total Appeared	Total Passed
<i>Bharath University</i>	1,182	932	540	427
<i>National Instt. of Tech.(Tiruchi)</i>	1,109	1,068	180	171
<i>Meenakshi Academy of Hr.Edu. & Res.</i>	1,304	1,062	748	648
<i>Karunya Instt. of Tech. & Science</i>	1,867	1,783	790	777
<i>Dakshina Bharat Hindi Prachar Sabha</i>	1,167	1,136	650	644
* <i>Indian Institute of Tech.(Madras)</i>	1,368	1,262	213	196
<i>Chettinad Acad. of Research & Edu.</i>	9	8	6	5
<i>Hindustan College of Engineering</i>	132	130	22	21
<i>Rajiv Gandhi Nat. Instt. Youth Dev.</i>	45	45	12	12
<i>St.Peter's Instt. of Hr. Edu.& Res.</i>	30	27	15	15
<i>Vel's Instt. of Sc.,Tech. & Adv. Std</i>	281	271	74	68
<i>Anna Universtiy (Tirunelveli)</i>	80,662	79,429	30,648	30,392
State Total :	7,94,759	4,47,668	2,88,113	2,18,788
<u>Tripura</u>				
* <i>Tripura University</i>	6,466	5,519	2,993	2,594
<i>National Instt. of Tech.(Agartala)</i>	281	280	95	94
<i>The ICFAI University (Agartala)</i>	232	211	68	67
State Total :	6,979	6,010	3,156	2,755
<u>Uttar Pradesh</u>				
<i>Aligarh Muslim University</i>	5,645	4,844	2,523	2,086
* <i>Allahabad University</i>	17,116	16,050	8,377	6,356
<i>Narendra Dev Univ. of Agri. & Tech.</i>	426	414	71	68
<i>B.B.R.Ambedkar University (Lucknow)</i>	343	249	92	73
<i>Banaras Hindu University</i>	7,603	7,292	3,040	2,943
* <i>Bundelkhand University</i>	41,130	37,264	16,027	15,741
<i>Chandra S.Azad Univ. of Agri. & Tech.</i>	451	451	106	106

* Back year Data used in respect of the University

Table-6 (Contd....)

State/University	Men+Women		Women	
	Total Appeared	Total Passed	Total Appeared	Total Passed
* Choudhry Charan Singh University	369	369	82	81
* Dr.Bhimrao Ambedkar University	1,41,474	87,189	60,901	32,055
* Dr.Ram Manohar Lohia Awadh Univ.	60,131	42,285	18,573	13,536
* Deendayal Upadhyaya Gorakhpur Univ.	11,653	8,768	5,588	4,346
Lucknow University	46	45	8	8
* Mahatma Gandhi Kashi Vidyapeeth	10,728	8,833	3,330	2,893
V.B.S.Purvanchal University	1,52,057	1,40,800	70,581	66,815
* M.J.P.Rohilkhand University	59,586	46,533	27,395	22,063
* Sampurnanand Sanskrit Vishwavidyaly	19,252	14,461	5,302	3,657
* Chhatrapati Sahuji M.University	1,15,842	91,109	52,185	41,081
U.P.Rajarshi Tandon Open University	60,403	28,274	24,134	13,021
Sardar V.B.Patel Univ.of Agri.&Tech	190	190	65	65
* Gautam Budh University (U.P. Tech.)	4,679	4,074	822	740
* Sanjay Gandhi PG Instt.of Med.Sc.	18	17	5	5
J.Ram Bhadracharya Handicaped Univ.	323	321	55	55
* Chhatrapati S. M.Medical University	521	399	147	131
U.P.King George's Univ.of Dental Sc	443	347	113	33
Dr. R.M.L. National Law University,	19	19	2	2
Integral University	1,297	1,257	492	477
Central Instt.of Hr.Tibetan Studies	76	69	21	20
Dayalbagh Educational Institute	1,524	1,501	1,225	1,207
Indian Veterinary Research Instt.	102	102	85	85
S.H.Instt.of Agri.,Tech. & Science	2,134	1,750	676	585
Indian Instt.of Information	442	435	64	64

* Back year Data used in respect of the University

Table-6 (Contd....)

State/University	Men+Women		Women	
	Total Appeared	Total Passed	Total Appeared	Total Passed
Tech.				
<i>Bhatkandhde Music Institute</i>	210	165	165	132
<i>Motilal Nehru National Instt.ofTech</i>	774	774	81	81
<i>Jaypee Institt.of Informtion Tech.</i>	504	504	119	119
<i>Indian Institute of Tech.(Kanpur)</i>	1,064	1,064	458	458
<i>Shobit Institute of Engg. & Tech.</i>	186	186	66	66
<i>Nehru Gram Bharati Vishwavidyalaya</i>	823	783	455	440
<i>Swami Vivekanand Subharthi Uni.</i>	788	698	354	345
<i>Teerthanker Mahaveer University</i>	237	217	117	107
State Total :	7,20,609	5,50,102	3,03,902	2,32,146
Uttrakhand				
<i>G.B.Pant Univ.of Agri. & Technology</i>	885	885	333	333
* <i>Hemvati N.Bahuguna Garhwal Univ.</i>	40,182	28,180	16,356	13,287
<i>Kumaun University</i>	28,883	26,663	16,267	15,216
<i>Indian Institute of Tech.(Roorkee)</i>	560	541	83	80
<i>Dev Sanskriti Vishwavidyalya</i>	225	223	147	147
<i>Univ.of Petroleum & Energy Study</i>	847	847	141	141
<i>Uttaranchal Sanskrit University</i>	3,093	2,516	401	367
<i>The ICFAI University (Dehradun)</i>	1,080	1,059	290	286
<i>Forest Research Institute</i>	83	83	33	33
<i>Gurukul Kangri Vishwavidyalaya</i>	1,011	977	486	471
<i>Doon University</i>	70	70	45	45
<i>Swami Rama Vidyapeeth(HIHT)</i>	1	1	1	1
<i>Uttrakhand Technical University</i>	5,254	5,092	1,049	1,016
State Total :	82,174	67,137	35,632	31,423

* Back year Data used in respect of the University

Table-6 (Contd....)

State/University	Men+Women		Women	
	Total Appeared	Total Passed	Total Appeared	Total Passed
West Bengal				
<i>Bidhan Chandra Krishi Vishwavidyalaya</i>	234	234	58	58
<i>Burdwan University</i>	49,374	31,994	22,211	14,449
<i>Calcutta University</i>	3,08,383	2,66,210	1,39,738	1,20,646
<i>Jadavpur University</i>	2,893	2,893	1,161	1,161
<i>Kalyani University</i>	26,773	22,410	13,611	11,680
<i>North Bengal University</i>	996	991	569	569
<i>Rabindra Bharati University</i>	2,974	2,806	1,876	1,783
<i>Vidya Sagar University</i>	19,866	18,687	9,000	8,510
<i>Visva Bharati</i>	1,615	1,550	756	738
<i>W.B.Univ.of Animal & Fisheries Scs.</i>	103	103	19	19
* <i>Netaji Subhash Open University</i>	13,492	7,826	5,313	2,740
<i>The W.B.National Un.of Juridical Sc</i>	92	92	28	28
* <i>W.B.University of Technology</i>	10,921	10,043	2,045	1,880
<i>Uttar Banga Krishi Vishwavidyalaya</i>	48	48	15	15
<i>The Bengal Engg. & Sc. University</i>	892	881	166	166
* <i>The West Bangal Univ.of Health Scs.</i>	718	718	269	269
<i>National Instt.of Tech.(Durgapur)</i>	721	718	121	121
<i>R.M.Vivekananda Edu.& Res.Instt.</i>	200	200	96	96
<i>Indian Institute of Tech.(Kharakpur)</i>	743	725	65	64
* <i>Indian Statistical Institute</i>	166	152	30	27
State Total :	4,41,204	3,69,281	1,97,147	1,65,019
Chandigarh (UT)				
<i>Panjab University</i>	75,740	59,598	44,656	35,696
<i>Punjab Engineering College</i>	514	502	97	97
<i>PGI of Medical Eduational &Research</i>	260	233	84	82
State Total :	76,514	60,333	44,837	35,875
Puducherry (UT)				
<i>Pondicherry University</i>	16,628	11,352	7,632	5,157

* Back year Data used in respect of the University

State/University	Men+Women		Women	
	Total Appeared	Total Passed	Total Appeared	Total Passed
<i>Sri Balaji Vidyapeeth</i>	1	1	0	0
State Total :	16,629	11,353	7,632	5,157
Grand Total:	69,73,725	45,14,136	30,09,121	21,29,684

* Back year Data used in respect of the University

Table - 7
EXAMINATION RESULTS - 2010
State-Cum-University-Cum- Course-wise Examination Results
[Total Appeared & Total Passed]

State/University & Course Name	Men+Women		Women	
	Total Appeared	Total Passed	Total Appeared	Total Passed
<u>Andhra Pradesh</u>				
* Andhra University				
B.A.	13,205	4,930	5,397	2,887
M.A.	2,638	2,500	995	789
B.Sc.	37,053	12,456	13,500	6,669
M.Sc.	9,073	7,700	2,910	2,500
M.Sc.(Home Science)	5	5	5	5
M.Sc.(Electronic Sc.)	171	53	40	15
M.Sc.(Bio-Tech.)	163	54	98	28
B.Com.	9,614	8,495	3,799	3,501
M.Com.	437	326	226	173
MBA	2,393	2,258	754	723
B.Ed.	11,530	2,774	4,206	1,155
M.Ed.	200	113	192	79
B.Tech./B.E.(Chem.)	85	67	30	25
B.Tech/BE(Meterology)	22	15	5	4
B.Arch.	25	21	11	8
B.E./B.Sc.(Mechanical)	310	220	35	25
B.E.(Elect.& Comm.)	423	356	128	115
B.E.(Environmental)	10	9	5	4
B.E.(Electrical&Elect.)	461	461	101	92
B.E.(Computer Sc.)	379	312	125	110
B.E./B.Tech(Inform.Sc./Tech.)	311	224	115	78
M.E/M.Sc(Engg.& Civil)	139	121	41	24
B.Pharm.	364	226	200	160
LL.B	695	197	193	78
BGL(General Law)	106	34	32	20
LL.M	22	11	10	7
B.P.Ed.(Phy.Edu.)/BPE/BA(Yoga)	91	75	16	16
BCA(Computer Appl.)	6	2	1	1
M.Lib.(Library Sc.)	70	60	25	25
M.Music	8	8	6	5
M.A.(Social Work)	223	120	89	46
MCA(Computer Appl.)	2,356	1,426	728	541
MJMC (Journalism & Mass Comm.)	30	30	6	5
Univ Total :	92,618	45,659	34,024	19,913

* Back year Data used in respect of the University

Table-7 (Contd....)

State/University & Course Name	Men+Women		Women	
	Total Appeared	Total Passed	Total Appeared	Total Passed
Ach.N.G.Ranga Agri.University				
B.Sc.(H.Sc.)	102	42	102	42
M.Sc.	3	2	1	1
M.Sc.(Home Science)	28	8	28	8
M.Sc.(Food & Tech.)	1	1	1	1
B.Tech.(Food Science)	47	45	27	26
B.Sc.(Agriculture)	601	560	247	223
B.Tech.(Dairy Tech/Agri.Engg.)	36	21	9	5
B.Sc.(Agri Bus. Mngt)	61	61	25	25
M.Sc.(Agriculture)	196	102	105	36
M.Tech.(Dairy Tech/Agri. Engg.)	6	4	2	2
M.Sc.(Agri Bus. Mngt)	28	22	5	2
Univ Total :	1,109	868	552	371
* Dr.B.R.Ambedkar Open University				
B.A.	86,601	14,352	24,712	6,230
M.A.	12,004	11,064	5,224	4,250
B.Sc.	11,530	2,774	4,206	1,155
M.Sc.	1,286	97	517	47
B.Com.	11,743	1,686	3,428	613
M.Com.	122	43	42	14
MBA	1,586	405	334	108
Univ Total :	1,24,872	30,421	38,463	12,417
Hyderabad University				
M.A.	297	277	109	101
M.Sc.	146	123	31	31
M.Stat.	22	13	5	5
M.Sc.(Bio-Tech.)	16	16	5	5
MBA	55	54	14	13
MFA(Fine Arts)	22	21	7	6
MPA(Performing Arts)/Dance	7	7	4	4
MCA(Computer Appl.)	32	31	4	3
MMC(Mass Comm.)/MMMMC	36	31	21	9
Univ Total :	633	573	200	177
Jawaharlal Nehru Tech. (Hyderabad)				
M.Sc.	90	52	28	20
MBA	1,155	850	425	320
B.Tech./BE	10,276	9,130	3,840	2,974
M.Tech./ME/MS	530	417	150	120
B.Pharm.	880	807	362	338
M.Pharmacy	26	23	8	7
MCA(Computer Appl.)	1,666	1,180	555	440

* Back year Data used in respect of the University

Table-7 (Contd....)

State/University & Course Name	Men+Women		Women	
	Total Appeared	Total Passed	Total Appeared	Total Passed
Univ Total :	14,623	12,459	5,368	4,219
* Kakatiya University				
B.A.	6,192	2,824	2,363	1,327
BOL(Oriental Learning)	178	128	82	70
M.A.	534	432	152	125
B.Sc.	33,338	11,210	11,066	4,806
M.Sc.	1,036	755	400	306
B.Com.	15,890	9,943	5,595	2,998
BBA(Business Admin./B.E.I.A.)	300	172	74	52
M.Com.	226	200	68	58
MBM(Business Mngt.)/Others	1,041	730	341	262
B.Ed.	5,459	4,746	2,014	1,768
B.Tech./BE	1,030	737	300	245
B.Pharm.	269	221	134	115
LL.B	277	130	51	24
MFA(Fine Arts)	36	32	10	10
MCA(Computer Appl.)	744	614	235	197
Univ Total :	66,550	32,874	22,885	12,363
Acharya Nagarjuna University				
B.A.	5,710	1,775	2,076	819
BOL(Oriental Learning)	2,736	735	1,748	528
B.Sc.	29,721	10,058	11,649	5,360
B.Com.	15,318	5,409	4,966	2,283
BBM/BMM(Business/Mkt. Mgt.)	262	157	70	51
BCA(Computer Appl.)	819	465	280	165
Univ Total :	54,566	18,599	20,789	9,206
Osmania University				
B.A.	9,096	5,070	3,871	2,195
M.A.	1,705	1,623	715	668
B.Sc.	25,606	12,916	13,644	7,896
M.Sc.	7,097	5,041	3,627	2,790
M.Sc.(Information Sc/Tech.)	15	12	1	1
B.Com.	23,042	14,151	10,512	6,996
BCTCA	127	99	6	4
M.Com.	922	830	499	465
MBA	11,233	9,015	3,749	3,328
B.Ed.	23,730	15,482	12,707	8,913
B.E./B.Sc.(Engg.)(Civil)	422	374	92	76
B.E./B.Sc.(Electrical)	369	264	88	85
B.E./B.Sc.(Mechanical)	488	453	83	77
B.E.(Elect.& Comm.)	671	639	172	171

* Back year Data used in respect of the University

Table-7 (Contd....)

State/University & Course Name	Men+Women		Women	
	Total Appeared	Total Passed	Total Appeared	Total Passed
B.E.(Production Engg)	171	151	40	37
B.E.(Indl.Engg.)	81	74	29	26
B.E.(Computer Sc.)	685	657	231	226
B.Sc./B.Tech.(Bio-Pharm)/Medical	30	29	10	10
B.E./B.Tech(Inform.Sc./Tech.)	398	364	111	106
M.E/M.Sc(Engg.& Civil)	38	22	11	7
M.E./M.Sc(Mechanical)	101	73	11	6
M.E.(Elect.& Comm.)	68	50	20	13
ME(Electrical&Elect.)	53	18	16	5
M.E./M.Tech.(Computer Sc.)	41	30	14	8
M.Sc/M.Tech(Bio-med.)	11	2	2	1
B.Pharm.	1,062	933	578	538
LL.B	1,294	1,126	330	309
LL.B(Special/Integrated)	238	220	98	89
LL.M	279	254	92	88
B.Lib.(Library Sc.)	185	100	51	30
B.Journalism/ BA(Journalism)	90	80	27	22
BCA(Computer Appl.)	203	139	40	36
B.H.M./B.Sc.(Hotel Mngt.)/BHMCT	436	337	41	33
M.Lib.(Library Sc.)	30	27	11	8
M.Journalism	45	43	13	13
MCA(Computer Appl.)	7,324	6,293	2,250	2,024
Univ Total :	1,17,386	76,991	53,792	37,300

*** Sri Krishnadevaraya University**

B.A.	5,637	2,363	2,229	1,124
M.A.	582	321	250	138
B.Sc.	8,337	4,334	3,465	2,178
M.Sc.	1,529	1,219	657	524
B.Com.	3,972	1,513	1,191	560
BBA(Business Admin./B.E.I.A.	168	125	37	36
M.Com.	235	182	101	78
MBA	418	397	180	171
M.Ed.	36	33	15	14
LL.B	380	188	163	81
BGL(General Law)	113	34	49	15
LL.M	22	19	9	8
M.Lib.(Library Sc.)	25	16	11	7
MCA(Computer Appl.)	385	385	166	166
Univ Total :	21,839	11,129	8,523	5,100

Sri Padmavathi Mahila Vishwavidyaly

M.A.	66	60	66	60
M.Sc.	235	212	235	212

* Back year Data used in respect of the University

Table-7 (Contd....)

State/University & Course Name	Men+Women		Women	
	Total Appeared	Total Passed	Total Appeared	Total Passed
M.Sc.(Home Science)	34	30	34	30
MBA	97	93	97	93
B.Ed.	82	78	82	78
M.Ed.	46	46	46	46
B.Tech./BE	48	45	48	45
B.E.(Elect.& Comm.)	59	58	59	58
B.E.(Computer Sc.)	59	55	59	55
B.E./B.Tech(Inform.Sc./Tech.)	60	60	60	60
B.Pharm.	42	39	42	39
M.Pharmacy	27	27	27	27
LL.B	15	14	15	14
B.P.Ed.(Phy.Edu.)/BPE/BA(Yoga)	35	35	35	35
M.Journalism	5	4	5	4
MSW(Social Work)	53	51	53	51
M.Music	5	5	5	5
MCA(Computer Appl.)	108	101	108	101
Univ Total :	1,076	1,013	1,076	1,013

Sri Venkateswara University

B.A.	3,726	1,628	1,602	700
M.A.	700	680	301	292
B.Sc.	13,899	7,362	5,977	3,166
M.Sc.	2,413	1,640	1,038	705
M.Sc.(Home Science)	4	4	2	2
M.Sc.(Computer Sc.)	311	307	134	132
B.Com.	9,763	3,658	4,198	1,573
M.Com.	143	138	61	59
MFM(Finnacial Mngt.)/MFC(Finnacial	134	125	58	54
B.Ed.	8,344	7,185	3,588	3,090
M.Ed.	292	283	126	122
B.Tech./BE	1,127	812	485	349
LL.B	923	564	397	243
LL.B(Special/Integrated)	181	110	78	47
M.Lib.(Library Sc.)	18	15	8	6
MSW(Social Work)	23	23	10	10
M.Music	10	9	4	4
Univ Total :	42,011	24,543	18,067	10,554

Potti Sriramulu Telugu University

M.A.	33	29	9	9
BFA(Fine Arts)	19	19	6	6
M.Music	15	15	10	10
MPA(Performing Arts)/Dance	34	31	12	9
MJMC (Journalism & Mass Comm.)	28	22	3	3

* Back year Data used in respect of the University

Table-7 (Contd....)

State/University & Course Name	Men+Women		Women	
	Total Appeared	Total Passed	Total Appeared	Total Passed
Univ Total :	129	116	40	37
* A.P. University of Health Sciences				
M.Sc.	3	2	1	1
M.Sc.(Home Science)	3	1	3	1
BAMS(Ay.Med.&Surgery)	135	122	23	19
BDS(Dental Surgery)	156	89	21	11
BHMS(Homoeopathic)	192	151	96	83
B.Sc.(Nursing)	9	7	9	7
BUMS(Unani Med&Surg)	44	36	10	7
MBBS	1,444	983	611	518
BPT(Physical Therapy)	3,136	2,220	125	98
BNYS(Naturo.& Yogic)	22	20	10	10
MAMS(Ay.Med.&Surgery)/MD(Ayur.)	40	37	8	7
MDS(Dental Surgery)	4	4	1	1
M.Sc.(Nursing)	6	6	6	6
MS	214	155	67	65
MCH	3	2	1	1
MD	424	293	109	98
MD (Unani)	75	62	21	16
M.Sc.(Non-Medical)	38	24	14	12
Univ Total :	5,948	4,214	1,136	961
Dravidian University				
B.A.	38	20	13	10
M.A.	38	38	13	13
B.Sc.	41	24	8	5
B.Sc.(Computer Sc.)	22	16	9	8
B.Sc.(Bio-Technology)	38	34	18	18
M.Sc.	38	30	10	7
M.Sc.(Bio-Tech.)	19	18	11	11
BBM/BMM(Business/Mkt. Mgt.)	38	37	6	6
MBA	48	47	15	14
B.Ed.	122	122	48	48
M.Ed.	24	24	1	1
MCA(Computer Appl.)	65	58	14	14
Univ Total :	531	468	166	155
* M.A.N.Urdu University				
M.A.	15	12	5	5
MBA	36	36	2	2
B.Ed.	377	360	115	113
M.Ed.	24	24	10	10
MJMC (Journalism & Mass Comm.)	10	9	2	2

* Back year Data used in respect of the University

Table-7 (Contd....)

State/University & Course Name	Men+Women		Women	
	Total Appeared	Total Passed	Total Appeared	Total Passed
Univ Total :	462	441	134	132
<i>National Acadmy of Legal Stu.& Res.</i>				
LL.B(Special/Integrated)	79	79	33	33
LL.M	39	39	19	19
Univ Total :	118	118	52	52
* <i>Nizam's Instt.of Medical Sciences</i>				
B.Sc.(Nursing)	33	33	33	33
MS	3	3	1	1
DM	9	9	1	1
MCH	9	9	3	3
MD	15	15	1	1
Univ Total :	69	69	39	39
<i>Sri Venkateswara Instt.of Med.Sc.</i>				
M.Sc.	28	28	16	16
B.Sc.(Nursing)	48	48	40	40
BPT(Physical Therapy)	30	29	21	21
M.Sc.(Nursing)	24	24	24	24
M.Sc.(Medical)	17	15	13	11
MPT/M.Sc.(Physiotherapy)/M.Sports(P	12	10	10	9
DM	10	10	4	4
MD	4	4	2	2
Univ Total :	173	168	130	127
<i>Sri Venkatesware Vety. University</i>				
B.Fisheries/Fish.Sc.	26	26	6	6
B.Tech.(Dairy Tech/Agri.Engg.)	8	8	1	1
B.Sc.(Sericulture)	186	186	71	71
Univ Total :	220	220	78	78
<i>Sri Venkatesware Vedic University</i>				
B.A.	47	43	20	18
M.A.	8	8	3	3
Univ Total :	55	51	23	21
<i>Telangana University</i>				
M.A.	170	163	60	53
M.Sc.	215	192	83	80
M.Com.	40	38	15	14
MBA	54	54	19	19
LL.B	29	28	6	6
MSW(Social Work)	51	51	8	8
MCA(Computer Appl.)	47	47	18	18

* Back year Data used in respect of the University

Table-7 (Contd....)

State/University & Course Name	Men+Women		Women	
	Total Appeared	Total Passed	Total Appeared	Total Passed
Univ Total :	606	573	209	198
<i>Gandhi Institute of Tech. & Mngt.</i>				
M.Sc.	148	141	73	72
M.Sc.(Bio-Tech.)	32	32	23	23
MBA	121	118	21	21
M.E/M.Sc(Engg.& Civil)	1	1	0	0
ME/M.Tech(Elec/Power)	25	24	3	3
M.E./M.Sc(Mechanical)	23	23	4	4
M.E.(Elect.& Comm.)	65	62	22	22
M.E.(Instrumentation)	7	7	3	3
M.E./M.Tech.(Bio.Tecology)	21	20	14	13
M.E./M.Tech.(Computer Sc.)	90	88	23	23
M.Tech. (Information Sc./Tech.)	30	30	7	7
MCA(Computer Appl.)	60	60	9	9
Univ Total :	623	606	202	200
<i>Adikavi Nannaya University</i>				
M.A.	5	5	2	2
M.Sc.	46	40	15	13
MBA	24	20	11	10
MCA(Computer Appl.)	25	23	13	11
Univ Total :	100	88	41	36
* <i>Yogi Vemana University</i>				
M.A.	112	111	41	37
M.Sc.	178	153	75	69
M.Com.	46	46	13	13
MBA	27	27	8	8
Univ Total :	363	337	137	127
* <i>The Eng. & Foreign Lang. University</i>				
M.A.	94	87	52	52
B.Ed.	60	59	26	26
Univ Total :	154	146	78	78
<i>Rashtriya Sanskrit Vidyapeeth</i>				
B.A.	4	4	1	1
Shastri(B.A.)	124	88	56	56
Acharya(M.A.)	102	98	31	31
B.Ed.	150	103	47	47
M.Ed.	32	32	2	2
Univ Total :	412	325	137	137
<i>Sri Sathya Sai Instt.of Hr.Learning</i>				

* Back year Data used in respect of the University

Table-7 (Contd....)

State/University & Course Name	Men+Women		Women	
	Total Appeared	Total Passed	Total Appeared	Total Passed
B.A.	22	20	21	19
B.A.(Hons.)	10	9	4	4
M.A.	16	16	7	7
B.Sc.(Hons.)	167	154	72	63
B.Sc.(H.Sc.)	8	8	8	8
M.Sc.	56	56	11	11
M.Sc.(Home Science)	10	10	10	10
B.Com.(Hons.)	86	83	39	38
MBA	53	53	23	23
B.Ed.	19	19	19	19
M.Tech./ME/MS	22	22	9	9
Univ Total :	469	450	223	211
<i>International Instt.of Info. Tech.</i>				
M.Sc.(Information Sc/Tech.)	64	64	22	22
B.Tech./BE	138	134	8	8
M.Tech./ME/MS	133	131	31	31
Univ Total :	335	329	61	61
* <i>National Instt.of Tech.(Warangal)</i>				
M.Sc.	72	66	10	10
MBA	49	46	14	13
B.Tech./B.E.(Chem.)	58	54	12	11
B.Tech/BE(Meterology)	27	24	5	5
B.E./B.Sc.(Engg.)(Civil)	64	55	17	14
B.E./B.Sc.(Electrical)	64	57	12	10
B.E./B.Sc.(Mechanical)	86	79	14	13
B.E.(Elect.& Comm.)	112	96	27	24
B.E.(Computer Sc.)	108	98	26	24
M.E./M.Tech(Chemical/Bio-chemical)	13	12	1	1
ME/M.Tech(Meterology)	12	11	1	1
M.E/M.Sc(Engg.& Civil)	72	66	10	10
ME/M.Tech(Elec/Power)	38	35	8	7
M.E./M.Sc(Mechanical)	51	47	6	6
M.E.(Elect.& Comm.)	48	45	6	6
M.E./M.Tech.(Computer Sc.)	20	18	1	1
MCA(Computer Appl.)	35	33	16	14
Univ Total :	929	842	186	170
<i>ICFAI Foundation for Higher Edu.</i>				
MBA	38	38	5	5
Univ Total :	38	38	5	5
<i>Jawaharlal Nehru Tech. (Anantpur)</i>				
M.Sc.	175	97	51	37

* Back year Data used in respect of the University

Table-7 (Contd....)

State/University & Course Name	Men+Women		Women	
	Total Appeared	Total Passed	Total Appeared	Total Passed
MBA	2,270	1,655	834	584
B.Tech./BE	922	800	344	316
B.E./B.Sc.(Engg.)(Civil)	152	139	42	33
B.E./B.Sc.(Electrical)	3,793	3,346	1,126	814
B.E./B.Sc.(Mechanical)	1,413	1,272	198	159
B.E.(Elect.& Comm.)	6,429	5,849	2,774	1,843
BE/B.Tech.(Biotechnology)	342	299	144	131
B.E.(Computer Sc.)	4,753	4,366	2,015	1,512
B.E./B.Tech(Inform.Sc./Tech.)	2,487	2,117	917	858
ME/M.Tech(Elec/Power)	163	101	37	28
M.E./M.Sc(Mechanical)	32	21	3	1
M.E.(Elect.& Comm.)	481	365	126	99
M.E./M.Tech.(Computer Sc.)	417	327	127	96
B.Pharm.	1,690	1,547	697	648
M.Pharmacy	50	45	16	13
MCA(Computer Appl.)	3,272	2,317	1,063	842
Univ Total :	28,841	24,663	10,514	8,014
State Total :	5,77,858	2,89,391	2,17,330	1,23,472

Arunachal Pradesh

Rajiv Gandhi University (Arunachal)

B.A.	1,368	890	556	382
B.A.(Hons.)	1,173	1,002	543	467
M.A.	295	213	99	74
B.Sc.	94	85	8	6
B.Sc.(Hons.)	70	68	14	11
M.Sc.	39	32	17	13
B.Com.	113	100	11	7
B.Com.(Hons.)	105	97	24	17
BHMS(Homoeopathic)	113	59	80	49
Univ Total :	3,370	2,546	1,352	1,026

NER Institute of Science & Tech.

MBA	35	34	12	11
B.E./B.Tech.(Ag.Engg)	8	7	1	1
B.E./B.Sc.(Engg.)(Civil)	20	20	2	2
B.E./B.Sc.(Electrical)	28	25	8	8
B.E./B.Sc.(Mechanical)	23	23	10	10
B.E.(Elect.& Comm.)	37	32	3	3
B.E.(Computer Sc.)	20	15	3	2
M.E/M.Sc(Engg.& Civil)	4	4	2	2
ME/M.Tech(Elec/Power)	8	6	1	1

* Back year Data used in respect of the University

Table-7 (Contd....)

State/University & Course Name	Men+Women		Women	
	Total Appeared	Total Passed	Total Appeared	Total Passed
M.E.(Elect.& Comm.)	6	6	2	2
M.E./M.Tech.(Computer Sc.)	3	3	1	1
B.Sc.(Forestry)	14	14	4	4
M.Sc.(Forestry)	19	10	7	2
Univ Total :	225	199	56	49
State Total :	3,595	2,745	1,408	1,075

Assam

Assam University

B.A.	3,808	1,838	2,046	1,114
B.A.(Hons.)	777	498	495	318
M.A.	388	286	242	169
M.A.(Education)	20	16	16	12
B.Sc.	144	72	27	23
B.Sc.(Hons.)	327	224	171	124
B.Sc.(Computer Sc.)	48	23	19	14
M.Sc.	134	108	70	51
M.Sc.(Computer Sc.)	49	31	21	19
M.Sc.(Bio-Tech.)	16	16	11	11
B.Com.	377	178	82	44
B.Com.(Hons.)	232	148	86	62
M.Com.	37	30	12	10
MBA	72	64	35	30
B.Ed.	537	406	322	239
M.Ed.	11	9	8	7
B.E./B.Tech(Inform.Sc./Tech.)	22	15	4	3
MBBS	82	69	29	17
LL.B	223	131	87	52
LL.B(Special/Integrated)	42	38	14	12
BFA(Fine Arts)	24	18	13	10
BSW(Social Work)	39	36	18	16
BCA(Computer Appl.)	35	24	10	7
MFA(Fine Arts)	9	9	4	4
MSW(Social Work)	27	19	5	3
MMC(Mass Comm.)/MMMMC	44	41	23	2
Univ Total :	7,524	4,347	3,870	2,373

Assam Agricultural University

B.Sc.(H.Sc.)	31	31	22	22
M.Sc.(Home Science)	2	2	2	2
B.Sc.(Agriculture)	153	153	85	85
B.Fisheries/Fish.Sc.	12	12	1	1

* Back year Data used in respect of the University

Table-7 (Contd....)

State/University & Course Name	Men+Women		Women	
	Total Appeared	Total Passed	Total Appeared	Total Passed
M.Sc.(Agriculture)	51	51	36	36
B.V.Sc.(Vet. Science)	95	95	36	36
M.V.Sc.(Vet. Science)	45	45	18	18
Univ Total :	389	389	200	200
<i>Dibrugarh University</i>				
B.A.	7,602	5,132	4,414	2,927
B.A.(Hons.)	5,843	4,574	3,746	3,010
M.A.	415	310	296	225
M.A.(Education)	25	21	20	15
B.Sc.	141	102	23	18
B.Sc.(Hons.)	677	601	294	269
B.Sc(Information Sc./Tech..)	77	56	33	24
M.Sc.	148	136	73	68
M.Sc.(Bio-Tech.)	16	16	12	12
B.Com.	362	196	80	51
B.Com.(Hons.)	501	384	214	182
BBA(Business Admin./B.E.I.A.	185	175	81	76
M.Com.	19	17	10	10
MBA	19	18	3	3
B.Ed.	1,001	506	589	319
M.Ed.	13	13	11	11
B.E./B.Sc.(Engg.)(Civil)	51	38	9	7
B.E./B.Sc.(Electrical)	41	29	19	16
B.E./B.Sc.(Mechanical)	64	60	15	12
B.E.(Instrumentation)	21	12	2	2
B.E.(Computer Sc.)	32	31	6	6
M.Tech./ME/MS	12	10	2	2
B.Pharm.	39	35	9	8
MBBS	201	145	65	47
M.Pharmacy	19	19	4	4
MS	23	20	2	1
MD	46	41	13	11
B.Lib.(Library Sc.)	23	20	16	15
B.P.Ed.(Phy.Edu.)/BPE/BA(Yoga)	27	27	10	10
B.Music	5	3	3	2
BCA(Computer Appl.)	155	124	67	39
MSW(Social Work)	15	14	6	6
MCA(Computer Appl.)	70	24	25	11
Univ Total :	17,888	12,909	10,172	7,419
<i>Gauhati University</i>				
B.A.	14,339	7,166	7,339	3,633
B.A.(Hons.)	8,020	6,187	5,365	4,203

* Back year Data used in respect of the University

Table-7 (Contd....)

State/University & Course Name	Men+Women		Women	
	Total Appeared	Total Passed	Total Appeared	Total Passed
Shastri(B.A.)	13	13	9	9
M.A.	3,144	2,137	2,205	1,557
B.Sc.	642	514	122	109
B.Sc.(Hons.)	1,441	1,047	679	549
M.Sc.	598	498	292	261
B.Com.	960	647	192	141
BBA(Business Admin./B.E.I.A.)	63	58	27	25
M.Com.	288	220	145	120
MBA	85	67	48	37
B.Ed.	3,635	2,039	2,347	1,798
M.Ed.	52	34	32	29
B.Tech./B.E.(Chem.)	37	32	13	11
B.Tech./BE	9	9	4	4
B.E./B.Sc.(Engg.)(Civil)	71	63	37	33
B.E./B.Sc.(Electrical)	72	62	27	24
B.E./B.Sc.(Mechanical)	75	61	20	17
B.E.(Elect.& Comm.)	101	96	33	32
B.E.(Instrumentation)	21	20	4	4
B.E.(Computer Sc.)	109	87	26	23
M.E/M.Sc(Engg.& Civil)	6	6	2	2
M.E./M.Sc(Mechanical)	5	5	1	1
BAMS(Ay.Med.&Surgery)	52	34	11	6
BDS(Dental Surgery)	44	33	13	12
B.Sc.(Nursing)	48	41	48	41
MBBS	240	140	81	56
M.Sc.(Nursing)	21	18	21	18
MS	24	21	5	5
MCH	1	1	0	0
MD	69	65	31	31
LL.B	1,647	804	852	395
LL.M	29	26	18	17
B.P.Ed.(Phy.Edu.)/BPE/BA(Yoga)	28	28	10	10
B.Music	24	16	24	16
BCA(Computer Appl.)	88	84	27	25
M.Lib.(Library Sc.)	25	23	13	13
MCA(Computer Appl.)	25	25	7	7
MA(Tourism Mgt)/MTM/MTA	37	36	20	19
Univ Total :	36,188	22,463	20,150	13,293
Tezpur University				
M.A.	91	90	67	67
M.Sc.	131	131	60	60
MBA	54	54	21	21
B.E./B.Sc.(Mechanical)	26	26	8	8

* Back year Data used in respect of the University

Table-7 (Contd....)

State/University & Course Name	Men+Women		Women	
	Total Appeared	Total Passed	Total Appeared	Total Passed
B.E.(Elect.& Comm.)	28	28	5	5
B.E.(Computer Sc.)	28	27	8	8
M.Tech./ME/MS	62	59	14	14
M.Tech. (Information Sc./Tech.)	19	18	3	3
MCA(Computer Appl.)	33	31	7	5
Univ Total :	472	464	193	191
<i>National Instt.of Tech.(Silchar)</i>				
B.E./B.Sc.(Engg.)(Civil)	46	45	7	7
B.E./B.Sc.(Electrical)	46	42	6	5
B.E./B.Sc.(Mechanical)	58	57	25	25
B.E.(Elect.& Comm.)	63	59	7	6
B.E.(Computer Sc.)	63	59	8	7
M.E/M.Sc(Engg.& Civil)	9	9	3	3
ME/M.Tech(Elec/Power)	7	6	2	2
M.E./M.Sc(Mechanical)	12	12	5	5
M.E.(Elect.& Comm.)	5	5	2	2
Univ Total :	309	294	65	62
* <i>Indian Institute of Tech.(Guwahati)</i>				
B.Tech./B.E.(Chem.)	25	25	11	11
B.E./B.Sc.(Engg.)(Civil)	30	28	2	1
B.E./B.Sc.(Mechanical)	48	40	21	17
B.E.(Elect.& Comm.)	52	49	4	4
BE/B.Tech.(Biotechnology)	25	23	1	1
B.E.(Computer Sc.)	50	41	22	18
M.E./M.Tech(Chemical/Bio-chemical)	23	13	6	2
M.E/M.Sc(Engg.& Civil)	34	21	4	4
M.E./M.Sc.(Engg.)	19	19	2	2
M.E./M.Sc(Mechanical)	46	39	17	15
M.E.(Elect.& Comm.)	42	33	2	2
M.E./M.Tech.(Computer Sc.)	43	37	2	1
Univ Total :	437	368	94	78
State Total :	63,207	41,234	34,744	23,616

Bihar

*** *B.N.Mandal University***

B.A.	68	43	32	16
B.A.(Hons.)	4,504	3,066	1,317	930
M.A.	191	128	65	40
B.Sc.(Hons.)	1,274	685	339	241
M.Sc.	116	64	34	17

* Back year Data used in respect of the University

Table-7 (Contd....)

State/University & Course Name	Men+Women		Women	
	Total Appeared	Total Passed	Total Appeared	Total Passed
B.Com.	17	11	5	3
B.Com.(Hons.)	459	370	27	24
M.Com.	5	4	1	1
MBBS	304	269	73	64
LL.B	549	337	34	14
Univ Total :	7,487	4,977	1,927	1,350
<i>Jai Prakash University</i>				
B.A.	840	617	480	341
B.A.(Hons.)	10,553	7,997	5,427	4,159
M.A.	1,141	1,106	533	523
B.Sc.	51	39	9	6
B.Sc.(Hons.)	2,966	2,337	707	541
M.Sc.	638	615	196	99
B.Com.	71	58	5	4
B.Com.(Hons.)	869	566	87	63
M.Com.	141	138	25	25
B.E./B.Sc.(Electrical)	2	2	1	1
B.E./B.Sc.(Mechanical)	27	21	12	9
B.E.(Elect.& Comm.)	4	3	2	1
B.E.(Computer Sc.)	2	2	1	1
BCA(Computer Appl.)	382	270	101	100
Univ Total :	17,687	13,771	7,586	5,873
* <i>K.S.Darbhangra Sanskrit Vishwa.</i>				
Shastri(B.A.)	1,386	875	299	181
Acharya(M.A.)	703	406	116	64
BAMS(Ay.Med.&Surgery)	166	134	20	18
Univ Total :	2,255	1,415	435	263
* <i>L.N.Mithila University</i>				
B.A.	86	55	49	35
B.A.(Hons.)	2,150	1,360	885	559
M.A.	1,621	1,003	484	398
B.Sc.	3	1	1	0
B.Sc.(Hons.)	1,966	838	430	228
M.Sc.	25	22	6	6
B.Com.	129	71	1	1
B.Com.(Hons.)	733	488	13	11
M.Com.	95	49	3	1
MBA	181	72	12	4
BDS(Dental Surgery)	233	188	47	41
MBBS	126	114	23	20
MS	40	36	1	1

* Back year Data used in respect of the University

Table-7 (Contd....)

State/University & Course Name	Men+Women		Women	
	Total Appeared	Total Passed	Total Appeared	Total Passed
MD	81	70	18	16
LL.B	458	352	30	17
B.Lib.(Library Sc.)	70	51	16	13
Univ Total :	7,997	4,770	2,019	1,351
* Magadh University				
MFM(Finnacial Mngt.)/MFC(Finnacial)	8	7	1	1
Univ Total :	8	7	1	1
Nalanda Open University				
B.A.(Hons.)	2,749	2,068	689	517
B.A.(Home Science)	89	62	22	16
M.A.	4,318	3,783	1,082	946
M.A.(Education)	255	216	56	54
B.Sc.(Hons.)	221	182	57	45
B.Sc.(H.Sc.)	3	3	1	1
M.Sc.	181	172	46	45
B.Com.	308	265	77	66
M.Com.	212	181	53	45
B.Ed.	433	378	108	95
B.Lib.(Library Sc.)	2,486	820	622	205
BCA(Computer Appl.)	185	163	46	41
M.Lib.(Library Sc.)	395	293	99	73
M.Journalism	386	324	96	81
Univ Total :	12,221	8,910	3,054	2,230
* Patna University				
B.A.	1,362	1,005	745	595
B.A.(Hons.)	4,807	4,067	1,929	1,596
B.Sc.	286	218	134	115
B.Sc.(Hons.)	459	354	243	205
B.Com.	143	114	61	48
B.Com.(Hons.)	2,036	1,663	793	688
MBA	65	50	3	2
B.Ed.	384	334	234	204
M.Ed.	84	75	25	22
B.E./B.Sc.(Engg.)(Civil)	42	36	18	15
B.E./B.Sc.(Electrical)	17	12	7	5
B.E./B.Sc.(Mechanical)	61	56	26	24
BDS(Dental Surgery)	20	17	4	4
MBBS	178	130	38	35
MS	44	35	13	12
MCH	1	1	0	0
MD	46	36	4	4

* Back year Data used in respect of the University

Table-7 (Contd....)

State/University & Course Name	Men+Women		Women	
	Total Appeared	Total Passed	Total Appeared	Total Passed
LL.B	324	288	101	90
B.Lib.(Library Sc.)	182	120	62	49
B.Journalism/ BA(Journalism)	125	108	35	29
BFA(Fine Arts)	35	33	14	13
Univ Total :	10,701	8,752	4,489	3,755
<i>Rajendra Agricultural University</i>				
M.Sc.(Home Science)	4	4	4	4
MBA	26	26	8	8
B.E./B.Tech.(Ag.Engg)	12	12	3	3
B.Sc.(Agriculture)	60	60	19	19
B.Fisheries/Fish.Sc.	7	7	2	2
B.Tech.(Dairy Tech/Agri.Engg.)	20	20	2	2
M.Sc.(Agriculture)	12	12	4	4
B.V.Sc.(Vet. Science)	26	26	3	3
M.V.Sc.(Vet. Science)	9	9	2	2
Univ Total :	176	176	47	47
* <i>T.M.Bhagalpur University</i>				
B.A.	196	174	81	74
B.A.(Hons.)	4,373	1,896	1,664	1,536
B.Sc.	9	4	4	4
B.Sc.(Hons.)	2,076	1,865	864	798
B.Com.	39	24	16	14
B.Com.(Hons.)	619	352	276	254
B.Tech./BE	84	70	32	30
MBBS	62	58	21	19
LL.B	2,774	2,561	1,147	1,058
Univ Total :	10,232	7,004	4,105	3,787
* <i>Indira Gandhi Instt.of Medical Scs.</i>				
M.Sc.	370	296	157	111
B.Com.	2,755	1,324	845	508
BBA(Business Admin./B.E.I.A.	213	151	14	9
M.Com.	101	94	39	36
MBA	150	136	35	33
B.Ed.	1,179	1,036	569	515
M.Ed.	100	85	36	34
B.Tech./B.E.(Chem.)	60	34	26	15
B.Arch.	73	44	30	21
B.Tech./BE	160	92	26	18
B.Sc.(Textile)	65	47	8	7
B.E./B.Sc.(Engg.)(Civil)	361	180	10	6
B.E./B.Sc.(Electrical)	203	115	30	21

* Back year Data used in respect of the University

Table-7 (Contd....)

State/University & Course Name	Men+Women		Women	
	Total Appeared	Total Passed	Total Appeared	Total Passed
B.E./B.Sc.(Mechanical)	1,416	820	353	256
B.E.(Elect.& Comm.)	1,097	645	220	158
B.E.(Indl.Engg.)	238	151	8	6
B.E.(Automobile)	110	53	47	23
B.E.(Instrumentation)	252	188	35	25
B.E.(Computer Sc.)	1,149	770	229	189
B.E./B.Tech.(Ceramic)	34	19	4	4
BDS(Dental Surgery)	83	77	13	12
B.Pharm.	289	84	36	30
B.Sc.(Nursing)	32	30	14	13
MBBS	160	97	14	13
MS	3	1	1	0
DM	12	11	5	5
MCH	6	6	3	3
MD	5	5	1	1
B.Lib.(Library Sc.)	23	19	12	9
B.P.Ed.(Phy.Edu.)/BPE/BA(Yoga)	25	23	1	1
MFA(Fine Arts)	32	27	13	12
M.P.Ed.(Phy.Edu.)/MPE/MA(Yoga)	61	55	8	6
MSW(Social Work)	40	37	14	13
Univ Total :	10,857	6,752	2,856	2,113
<i>M.M.Haque Arabic & Persian Univ.</i>				
BOL(Oriental Learning)	641	466	198	130
BBA(Business Admin./B.E.I.A.)	89	86	18	17
B.Lib.(Library Sc.)	1,106	1,076	495	484
BCA(Computer Appl.)	198	196	39	38
B.J.M.C.(Journalism & Mass Comm.)	9	9	4	4
Univ Total :	2,043	1,833	754	673
<i>Nava Nalanda Mahavidyalaya,</i>				
M.A.	111	94	30	30
Univ Total :	111	94	30	30
* <i>Bihar Yoga Bharti</i>				
M.A.	31	28	13	12
M.Sc.	21	19	9	8
Univ Total :	52	47	22	20
<i>National Institute Of Tech. (Patna)</i>				
B.Arch.	22	22	5	5
B.E./B.Sc.(Engg.)(Civil)	48	40	4	4
B.E./B.Sc.(Electrical)	55	52	4	4
B.E./B.Sc.(Mechanical)	47	45	20	19
B.E.(Elect.& Comm.)	54	51	5	5

* Back year Data used in respect of the University

Table-7 (Contd....)

State/University & Course Name	Men+Women		Women	
	Total Appeared	Total Passed	Total Appeared	Total Passed
B.E.(Computer Sc.)	51	51	2	2
B.E./B.Tech(Inform.Sc./Tech.)	52	51	6	6
M.E/M.Sc(Engg.& Civil)	2	2	1	1
ME/M.Tech(Elec/Power)	5	5	1	1
Univ Total :	336	319	48	47
State Total :	82,163	58,827	27,373	21,540

Chhatisgarh

Guru Ghasidas University

B.A.	12,436	10,103	5,953	5,066
M.A.	9,268	7,265	4,552	3,450
B.Sc.	2,504	2,407	1,218	975
M.Sc.	793	407	342	276
M.Sc.(Computer Sc.)	19	17	12	11
M.Sc.(Information Sc/Tech.)	11	11	8	8
M.Sc.(Bio-Tech.)	29	29	22	22
B.Com.	2,145	1,603	1,042	844
BBA(Business Admin./B.E.I.A.)	2,145	1,603	1,042	844
M.Com.	757	447	317	307
MBA	88	82	26	24
B.Ed.	1,838	1,779	1,072	1,052
M.Ed.	14	11	6	4
B.Tech./B.E.(Chem.)	26	13	6	4
B.Tech/BE(Meterology)	11	3	5	1
B.Tech./BE	37	19	3	2
B.E./B.Sc.(Engg.)(Civil)	2	1	1	0
B.E./B.Sc.(Mechanical)	9	3	1	1
B.E.(Elect.& Comm.)	64	52	13	11
B.E.(Computer Sc.)	72	35	18	16
B.E./B.Tech(Inform.Sc./Tech.)	61	44	21	21
BDS(Dental Surgery)	90	69	48	47
BHMS(Homoeopathic)	70	65	29	27
B.Pharm.	58	57	15	14
MBBS	94	71	40	29
M.Pharmacy	16	16	7	7
LL.B	487	324	148	104
B.P.Ed.(Phy.Edu.)/BPE/BA(Yoga)	47	44	11	10
BCA(Computer Appl.)	472	366	158	136
M.Lib.(Library Sc.)	5	5	3	2
M.Journalism	10	8	7	4
M.P.Ed.(Phy.Edu.)/MPE/MA(Yoga)	30	30	6	6

* Back year Data used in respect of the University

Table-7 (Contd....)

State/University & Course Name	Men+Women		Women	
	Total Appeared	Total Passed	Total Appeared	Total Passed
MSW(Social Work)	159	107	38	27
MCA(Computer Appl.)	56	56	23	23
Univ Total :	33,923	27,152	16,213	13,375
* Indira Gandhi Agricultural Univ.				
B.E./B.Tech.(Ag.Engg)	62	62	8	8
M.E./M.Tech.(Ag.Engg)	7	7	1	1
B.Sc.(Agriculture)	335	332	68	65
B.Sc.(Horticulture)	56	45	22	18
B.V.Sc.(Vet. Science)	88	87	28	28
M.V.Sc.(Vet. Science)	29	7	7	1
Univ Total :	577	540	134	121
Indira Kala Sangeet Vishwavidyalaya				
B.A.	81	76	45	44
M.A.	6	6	5	5
B.Music	81	76	41	38
M.Music	4	4	2	2
MPA(Performing Arts)/Dance	111	108	69	69
Univ Total :	283	270	162	158
* Pt.Ravi Shankar Shukla University				
B.A.	9,674	8,310	4,559	4,039
B.Sc.	3,092	2,444	1,768	1,572
M.Sc.	28	27	26	25
M.Sc.(Home Science)	8	8	8	8
M.Sc.(Computer Sc.)	23	22	23	22
M.Sc.(Bio-Tech.)	41	40	39	38
B.Com.	4,482	2,913	2,235	1,612
BBA(Business Admin./B.E.I.A.)	285	216	124	104
M.Com.	1,041	947	607	579
MBA	58	58	27	27
B.Ed.	4,752	4,404	2,535	2,380
M.Ed.	154	145	111	105
B.Tech./B.E.(Chem.)	65	33	28	14
B.Arch.	30	23	13	10
B.Tech./BE	37	32	16	14
B.E./B.Sc.(Engg.)(Civil)	68	49	29	21
B.E./B.Sc.(Electrical)	224	183	96	79
B.E./B.Sc.(Mechanical)	605	395	260	170
B.E.(Elect.& Comm.)	756	583	325	251
B.E.(Electrical&Elect.)	193	119	83	51
BE/B.Tech.(Biotechnology)	4	4	2	2
B.E.(Computer Sc.)	576	467	248	201

* Back year Data used in respect of the University

Table-7 (Contd....)

State/University & Course Name	Men+Women		Women	
	Total Appeared	Total Passed	Total Appeared	Total Passed
B.E./B.Tech(Inform.Sc./Tech.)	240	194	103	83
BAMS(Ay.Med.&Surgery)	85	80	37	34
BDS(Dental Surgery)	88	53	48	32
BHMS(Homoeopathic)	57	49	25	21
B.Pharm.	54	34	13	9
B.Sc.(Nursing)	131	116	103	91
MBBS	190	167	64	61
BNYS(Naturo.& Yogic)	7	5	1	1
M.Sc.(Medical)	11	11	9	9
LL.B	840	615	248	197
LL.M	4	3	2	1
B.Journalism/ BA(Journalism)	83	74	14	14
BCA(Computer Appl.)	261	242	127	123
M.Journalism	25	8	10	3
M.P.Ed.(Phy.Edu.)/MPE/MA(Yoga)	31	22	5	3
MCA(Computer Appl.)	73	71	31	31
Univ Total :	28,376	23,166	14,002	12,037
<i>Hidayatullah National Law Univ.</i>				
LL.B(Special/Integrated)	297	265	138	127
LL.M	9	9	3	3
Univ Total :	306	274	141	130
<i>Chhatisgarh Swami V.Tech.University</i>				
MBA	675	645	345	337
B.Tech./BE	12,107	10,900	3,047	2,848
M.Tech./ME/MS	71	70	25	24
B.Pharm.	227	173	45	34
M.Pharmacy	30	30	15	14
MCA(Computer Appl.)	212	207	93	90
Univ Total :	13,322	12,025	3,570	3,347
<i>KTP Avam Jansanchar Vishvidyalaya</i>				
B.J.M.C.(Journalism & Mass Comm.)	38	38	12	12
M.Journalism	9	9	2	2
MMC(Mass Comm.)/MMMMC	27	25	9	9
Univ Total :	74	72	23	23
<i>National Instt. of Tech. (Raipur)</i>				
B.Arch.	25	24	11	10
B.Tech./BE	696	548	299	236
M.Tech./ME/MS	16	16	7	7
MCA(Computer Appl.)	43	43	18	18
Univ Total :	780	631	335	271

* Back year Data used in respect of the University

Table-7 (Contd....)

State/University & Course Name	Men+Women		Women	
	Total Appeared	Total Passed	Total Appeared	Total Passed
State Total :	77,641	64,130	34,580	29,462

Delhi

Delhi University

B.A.	91,057	31,620	51,597	19,717
B.A.(Hons.)	12,192	9,872	8,209	6,859
M.A.	2,423	2,213	1,584	1,454
B.Sc.	2,368	1,721	1,219	982
B.Sc.(Hons.)	3,482	2,998	2,140	1,953
B.Sc.(H.Sc.)	224	219	224	219
M.Sc.	1,048	965	667	640
B.Com.	55,860	22,364	23,801	10,730
B.Com.(Hons.)	5,492	4,998	2,953	2,760
BBA(Business Admin./B.E.I.A.)	39	39	15	15
B.B.S.	163	159	63	61
M.Com.	479	407	292	249
MBA	327	312	72	72
B.Ed.	630	606	458	443
B.E.E.(Elementary Edu.)	197	41	197	31
M.Ed.	58	55	46	43
B.Tech./BE	1,232	1,174	162	161
M.Tech./ME/MS	112	112	17	17
BAMS(Ay.Med.&Surgery)	45	43	31	30
BDS(Dental Surgery)	44	40	31	29
BHMS(Homoeopathic)	48	48	41	41
B.Pharm.	62	62	39	39
BUMS(Unani Med&Surg)	49	47	28	27
MBBS	482	394	186	166
B.Sc(Med.Lab.Tech.)	16	7	10	4
MDS(Dental Surgery)	11	11	2	2
M.Pharmacy	35	35	20	20
M.Sc.(Nursing)	22	22	21	21
MS	99	93	42	40
DM	12	12	5	5
MCH	13	13	6	6
MD	173	168	70	68
LL.B	1,226	877	376	308
LL.M	57	50	20	15
B.Lib.(Library Sc.)	39	38	18	18
BFA(Fine Arts)	116	105	64	61
B.P.Ed.(Phy.Edu.)/BPE/BA(Yoga)	134	121	40	40
BMC(Mass Comm.)/BMMMC	28	26	28	26

* Back year Data used in respect of the University

Table-7 (Contd....)

State/University & Course Name	Men+Women		Women	
	Total Appeared	Total Passed	Total Appeared	Total Passed
M.Lib.(Library Sc.)	39	39	30	30
M.P.Ed.(Phy.Edu.)/MPE/MA(Yoga)	30	26	12	9
Univ Total :	1,80,163	82,152	94,836	47,411
* Indira Gandhi National Open Univ.				
B.A.	1,292	1,193	458	422
B.Sc.	87	80	32	30
M.Sc.(Information Sc/Tech.)	6	6	3	2
B.Com.	410	378	162	150
MBA	1,098	1,014	417	385
B.Lib.(Library Sc.)	217	200	84	78
M.Lib.(Library Sc.)	87	80	31	29
Univ Total :	3,197	2,951	1,187	1,096
Jamia Millia Islamia				
B.A.	536	248	328	148
B.A.(Hons.)	900	616	369	244
M.A.	866	690	428	336
B.Sc.	20	12	4	2
B.Sc.(Hons.)	195	174	81	78
M.Sc.	241	207	105	94
B.Com.	54	51	9	9
B.B.S.	40	36	9	9
MBA	96	76	13	12
B.Ed.	237	235	128	127
M.Ed.	73	53	50	37
B.Arch.	33	28	11	10
B.Tech./BE	529	472	33	33
M.Arch.	24	15	6	5
M.Tech./ME/MS	46	45	8	8
LL.B(Special/Integrated)	48	46	27	26
LL.M	2	1	1	0
BFA(Fine Arts)	76	70	39	38
MFA(Fine Arts)	34	34	18	18
MCA(Computer Appl.)	50	46	8	7
MMC(Mass Comm.)/MMMMC	126	124	55	54
Univ Total :	4,226	3,279	1,730	1,295
Jawaharlal Nehru University				
B.A.(Hons.)	206	167	41	39
M.A.	611	569	92	83
M.Sc.	61	59	10	9
M.Sc.(Bio-Tech.)	19	18	7	7
MCA(Computer Appl.)	33	30	4	4

* Back year Data used in respect of the University

Table-7 (Contd....)

State/University & Course Name	Men+Women		Women	
	Total Appeared	Total Passed	Total Appeared	Total Passed
Univ Total :	930	843	154	142
* G.G.S.Indraprastha Vishwavidyalaya				
B.Ed.	384	337	332	290
Univ Total :	384	337	332	290
* Indian Agricultural Research Instt.				
M.Sc.(Agriculture)	99	91	17	16
Univ Total :	99	91	17	16
Jamia Hamdard				
M.A.	15	15	3	3
M.Sc.	115	114	54	54
M.Sc.(Computer Sc.)	46	43	9	9
M.Sc.(Electronic Sc.)	8	8	3	3
MBA	130	124	48	47
MBM(Business Mngt.)/Others	89	86	31	31
M.Tech./ME/MS	16	16	10	10
M.Tech./M.Sc.Tech.(Food Science)	10	10	2	2
M.E./M.Tech.(Computer Sc.)	12	10	4	4
B.Pharm.	168	158	40	39
B.Sc.(Nursing)	22	22	22	22
BUMS(Unani Med&Surg)	47	41	15	15
B.Sc(Med.Lab.Tech.)	32	19	12	8
BPT(Physical Therapy)	20	20	10	10
B.Optomety	30	21	13	11
B.Sc.(Occupational Theraphy)	14	14	10	10
M.Pharmacy	72	72	17	17
M.Sc.(Nursing)	15	14	15	14
MPT/M.Sc.(Physiotherapy)/M.Sports(P	57	53	28	26
MD	9	9	4	4
M.Sc.(Occupational Therapy)	16	14	10	9
BCA(Computer Appl.)	63	58	15	15
MCA(Computer Appl.)	62	61	9	9
Univ Total :	1,068	1,002	384	372
National M.I.of Hist.Arts & Museum				
M.A.	18	18	14	14
Univ Total :	18	18	14	14
School of Planning & Architecture				
B.Arch.	89	61	20	18
M.Arch.	137	134	73	73
Univ Total :	226	195	93	91

* Back year Data used in respect of the University

Table-7 (Contd....)

State/University & Course Name	Men+Women		Women	
	Total Appeared	Total Passed	Total Appeared	Total Passed
Sh.L.B.S.R.Sanskrit Vidyapeeth				
Shastri(B.A.)	81	59	9	8
Acharya(M.A.)	94	87	15	14
B.Ed.	236	218	62	59
M.Ed.	29	29	10	10
Univ Total :	440	393	96	91
* TERI School of Advance Studies				
M.A.	12	12	3	3
M.Sc.	25	25	20	20
MBA	24	24	24	24
Univ Total :	61	61	47	47
Indian Institute of Foreign Trade				
MBA	244	244	36	36
Univ Total :	244	244	36	36
Rashtriya Sanskrit Sansthan				
Shastri(B.A.)	1,145	1,056	414	395
Acharya(M.A.)	1,012	961	380	360
B.Ed.	746	742	202	202
M.Ed.	46	46	2	2
Univ Total :	2,949	2,805	998	959
Indian Law Institute				
LL.M	28	28	8	8
Univ Total :	28	28	8	8
All India Institute of Medical Scs.				
M.Sc.	16	16	7	7
M.Sc.(Bio-Tech.)	12	12	5	5
B.Sc.(Nursing)	47	47	20	20
MBBS	43	43	18	18
B.Sc.(Medical)	16	16	7	7
B.Sc.(Nursing)(Post Basic)	25	25	11	11
MDS(Dental Surgery)	9	9	4	4
M.Sc.(Nursing)	18	18	8	8
MS	19	19	8	8
MHA (Hospital Admm.)/MMH/MHM	7	7	3	3
DM	38	38	16	16
MCH	17	17	7	7
MD	121	121	52	52
Univ Total :	388	388	166	166
Indian Institute of Tech.(Delhi)				

* Back year Data used in respect of the University

Table-7 (Contd....)

State/University & Course Name	Men+Women		Women	
	Total Appeared	Total Passed	Total Appeared	Total Passed
B.Tech./BE	342	342	31	31
Univ Total :	342	342	31	31
State Total :	1,94,763	95,129	1,00,129	52,065

Goa

Goa University

B.A.	1,194	1,077	950	859
M.A.	210	196	125	112
B.Sc.	690	658	449	438
B.Sc.(H.Sc.)	34	30	31	30
M.Sc.	195	144	102	75
B.Com.	2,183	1,948	1,415	1,299
BBA(Business Admin./B.E.I.A.)	211	192	91	85
M.Com.	204	167	164	136
MBA	54	54	26	26
B.Ed.	314	298	287	276
B.Arch.	10	10	8	8
B.E./B.Sc.(Engg.)(Civil)	24	24	19	19
B.E./B.Sc.(Electrical)	71	35	24	18
B.E./B.Sc.(Mechanical)	147	99	2	1
B.E.(Elect.& Comm.)	198	163	78	69
B.E.(Computer Sc.)	210	174	88	85
B.E./B.Tech(Inform.Sc./Tech.)	209	179	90	87
BAMS(Ay.Med.&Surgery)	42	34	28	22
BDS(Dental Surgery)	13	9	7	5
BHMS(Homoeopathic)	22	22	21	21
B.Pharm.	65	64	53	52
B.Sc.(Nursing)	53	53	53	53
MBBS	119	101	54	52
MDS(Dental Surgery)	10	10	7	7
M.Pharmacy	18	18	13	13
MS	22	12	4	3
MD	30	26	19	17
LL.B	109	77	59	44
BGL(General Law)	89	43	59	26
LLB(Hons)	92	80	63	56
LL.M	70	48	32	21
BFA(Fine Arts)	49	49	29	29
B.P.Ed.(Phy.Edu.)/BPE/BA(Yoga)	32	32	19	19
BCA(Computer Appl.)	423	401	196	182
MCA(Computer Appl.)	29	29	10	10

* Back year Data used in respect of the University

Table-7 (Contd....)

State/University & Course Name	Men+Women		Women	
	Total Appeared	Total Passed	Total Appeared	Total Passed
Univ Total :	7,445	6,556	4,675	4,255
State Total :	7,445	6,556	4,675	4,255

Gujarat

Bhavnagar University

B.A.	3,026	2,518	1,328	1,245
M.A.	1,272	810	586	441
B.Sc.	357	304	113	109
M.Sc.	429	357	120	99
B.Com.	835	678	274	250
BBA(Business Admin./B.E.I.A.)	496	454	140	137
M.Com.	87	71	43	39
MBA	111	108	43	41
B.Ed.	551	522	274	250
M.Ed.	40	40	14	14
B.Tech./BE	25	22	2	2
B.E./B.Sc.(Engg.)(Civil)	54	25	4	3
B.E./B.Sc.(Electrical)	23	22	3	3
B.E./B.Sc.(Mechanical)	68	67	29	29
B.E.(Elect.& Comm.)	124	120	14	10
B.E.(Production Engg)	91	86	5	5
B.E./B.Tech(Inform.Sc./Tech.)	56	56	16	16
BDS(Dental Surgery)	84	82	47	45
BHMS(Homoeopathic)	158	113	109	83
MBBS	68	56	16	13
MD	15	12	9	8
LL.B	93	53	13	9
LL.B(Special/Integrated)	116	35	14	3
B.Lib.(Library Sc.)	27	24	18	17
BCA(Computer Appl.)	677	609	257	239
M.Lib.(Library Sc.)	34	31	22	20
MSW(Social Work)	367	363	68	68
MCA(Computer Appl.)	57	57	20	20
Univ Total :	9,341	7,695	3,601	3,218

* *Gujarat University*

B.A.	18,402	14,473	7,522	7,450
M.A.	5,144	3,108	2,210	1,190
B.Sc.	2,511	2,028	1,050	956
M.Sc.	725	685	380	300
M.Sc.(Electronic Sc.)	14	13	6	5
B.Com.	18,876	14,220	7,890	7,600

* Back year Data used in respect of the University

Table-7 (Contd....)

State/University & Course Name	Men+Women		Women	
	Total Appeared	Total Passed	Total Appeared	Total Passed
BBA(Business Admin./B.E.I.A.	1,260	1,115	560	468
M.Com.	4,161	3,180	1,690	1,518
B.Ed.	6,729	6,549	2,450	2,340
M.Ed.	24	24	10	8
BDS(Dental Surgery)	149	89	60	40
B.Pharm.	362	350	120	110
B.Sc.(Nursing)	37	36	16	8
MBBS	392	350	168	90
BPT(Physical Therapy)	21	14	10	9
M.Sc.(Nursing)	5	4	3	3
DM	7	7	3	3
MCH	11	10	4	4
LL.B	1,503	1,328	690	588
LL.M	225	33	130	14
LLM(HRD)/MBL(Business Law)	32	19	12	10
B.Lib.(Library Sc.)	29	27	13	11
B.P.Ed.(Phy.Edu.)/BPE/BA(Yoga)	138	137	52	48
BCA(Computer Appl.)	891	739	360	350
BTA (Theator Arts)	15	15	6	4
B.J.M.C.(Journalism & Mass Comm.)	26	22	10	9
M.Lib.(Library Sc.)	15	15	6	5
M.Journalism	23	23	10	9
M.P.Ed.(Phy.Edu.)/MPE/MA(Yoga)	77	70	32	28
MMC(Mass Comm.)/MMMMC	22	20	10	9
Univ Total :	61,826	48,703	25,483	23,187
<i>S.K.D.Gujarat Agri. University</i>				
B.Sc.(H.Sc.)	38	38	29	29
M.Sc.(Home Science)	2	2	2	2
B.Sc.(Agriculture)	59	59	5	5
B.Sc.(Sericulture)	42	42	3	3
M.Sc.(Agriculture)	46	46	4	4
M.V.Sc.(Vet. Science)	28	28	4	4
Univ Total :	215	215	47	47
<i>Gujarat Ayurveda University</i>				
BAMS(Ay.Med.&Surgery)	8	5	2	2
B.Pharm.	29	24	14	12
BNYS(Naturo.& Yogic)	7	7	5	5
M.Pharmacy	15	15	3	3
M.Sc.(Medical)	6	5	1	1
Univ Total :	65	56	25	23
<i>M.S.University of Baroda</i>				

* Back year Data used in respect of the University

Table-7 (Contd....)

State/University & Course Name	Men+Women		Women	
	Total Appeared	Total Passed	Total Appeared	Total Passed
B.A.	1,061	586	708	428
Shastri(B.A.)	23	22	2	1
M.A.	612	536	471	426
Acharya(M.A.)	21	17	4	4
B.Sc.	467	331	281	224
M.Sc.	270	238	143	132
B.Com.	1,820	573	810	280
BBA(Business Admin./B.E.I.A.)	106	94	63	57
M.Com.	134	89	91	68
MBA	37	37	8	8
B.Ed.	164	154	138	132
M.Ed.	25	24	18	17
B.Tech./B.E.(Chem.)	29	29	3	3
B.Tech/BE(Meterology)	38	37	16	5
B.Arch.	33	22	21	17
B.Sc.(Textile)	42	38	6	6
B.E./B.Sc.(Engg.)(Civil)	99	92	22	22
B.E./B.Sc.(Electrical)	269	246	12	11
B.E./B.Sc.(Mechanical)	200	95	86	41
B.E.(Elect.& Comm.)	42	40	9	9
B.E.(Computer Sc.)	57	54	9	6
M.E./M.Tech(Chemical/Bio-chemical)	6	6	2	2
ME/M.Tech(Meterology)	3	3	2	2
M.Sc.(Textile)	5	5	3	3
M.E/M.Sc(Engg.& Civil)	19	19	8	8
ME/M.Tech(Elec/Power)	33	33	12	12
M.E./M.Sc(Mechanical)	19	19	1	1
B.Pharm.	24	24	7	7
MBBS	163	148	40	39
BPT(Physical Therapy)	3	3	1	1
M.Pharmacy	48	48	22	22
MS	24	18	3	2
M.Sc.(Medical)	1	1	0	0
MCH	1	1	0	0
MD	48	43	25	23
LL.B	60	49	29	25
LL.M	19	19	8	8
B.Lib.(Library Sc.)	18	18	9	9
BFA(Fine Arts)	65	56	34	32
B.Music	61	49	35	27
BCA(Computer Appl.)	118	111	56	53
M.Lib.(Library Sc.)	10	10	8	8
MFA(Fine Arts)	37	35	18	18

* Back year Data used in respect of the University

Table-7 (Contd....)

State/University & Course Name	Men+Women		Women	
	Total Appeared	Total Passed	Total Appeared	Total Passed
MSW(Social Work)	40	40	22	22
MPA(Performing Arts)/Dance	26	23	9	8
Univ Total :	6,400	4,135	3,275	2,229
<i>H.C.North Gujarat University</i>				
B.A.	9,628	8,672	5,052	4,728
BRS(Rural Studies)	496	482	213	208
M.A.	5,387	5,021	3,189	3,030
MRS(Rural Studies)	27	27	9	9
B.Sc.	1,398	1,382	612	611
B.Sc.(H.Sc.)	21	21	21	21
M.Sc.	512	454	189	167
M.Sc.(Home Science)	13	13	13	13
M.Sc.(Information Sc/Tech.)	101	101	21	21
B.Com.	1,682	1,366	535	495
BBA(Business Admin./B.E.I.A.)	1,031	1,005	269	267
M.Com.	590	557	291	282
B.Ed.	6,181	5,918	2,811	2,719
M.Ed.	525	524	236	235
B.Tech./BE	32	32	8	8
BHMS(Homoeopathic)	347	301	177	169
B.Pharm.	141	131	52	49
M.Pharmacy	49	49	9	9
LL.B	513	288	141	93
LL.M	12	8	6	6
B.Lib.(Library Sc.)	51	51	32	32
B.P.Ed.(Phy.Edu.)/BPE/BA(Yoga)	20	19	7	6
BCA(Computer Appl.)	1,064	947	339	325
B.J.M.C.(Journalism & Mass Comm.)	10	10	4	4
M.Lib.(Library Sc.)	32	32	18	18
M.P.Ed.(Phy.Edu.)/MPE/MA(Yoga)	59	59	15	15
MSW(Social Work)	185	185	53	53
MCA(Computer Appl.)	153	153	28	28
MJMC (Journalism & Mass Comm.)	12	12	4	4
Univ Total :	30,272	27,820	14,354	13,625
<i>Sardar Patel University</i>				
B.A.	2,406	2,162	794	714
M.A.	1,657	1,621	547	437
B.Sc.	1,796	1,536	593	507
B.Sc.(H.Sc.)	167	167	167	167
M.Sc.	58	58	19	19
M.Sc.(Home Science)	80	78	80	78
M.Sc.(Electronic Sc.)	15	15	5	5

* Back year Data used in respect of the University

Table-7 (Contd....)

State/University & Course Name	Men+Women		Women	
	Total Appeared	Total Passed	Total Appeared	Total Passed
M.Sc.(Information Sc/Tech.)	35	35	12	12
M.Stat.	17	16	6	6
M.Sc.(Bio-Tech.)	167	167	55	55
B.Com.	1,161	996	383	329
B.Com.(Hons.)	28	28	9	9
BBA(Business Admin./B.E.I.A.	1,122	954	370	315
M.Com.	243	216	80	71
MBA	141	123	47	41
B.Ed.	1,275	1,272	420	420
M.Ed.	61	61	20	20
B.E./B.Sc.(Engg.)(Civil)	177	130	58	43
B.E./B.Sc.(Electrical)	75	70	25	23
B.E./B.Sc.(Mechanical)	168	128	55	42
B.E.(Elect.& Comm.)	66	63	22	22
B.E.(Computer Sc.)	72	64	24	23
B.E./B.Tech(Inform.Sc./Tech.)	74	58	24	21
BHMS(Homoeopathic)	151	107	50	35
B.Pharm.	180	178	59	59
M.Pharmacy	41	33	14	11
MS	2	2	1	1
MD	4	4	2	2
LL.B	164	129	54	43
LL.M	39	14	13	8
B.Lib.(Library Sc.)	59	56	19	19
B.P.Ed.(Phy.Edu.)/BPE/BA(Yoga)	73	73	24	24
BSW(Social Work)	155	148	51	50
B.Music	18	18	6	6
BCA(Computer Appl.)	734	691	242	228
M.Lib.(Library Sc.)	44	37	15	13
MSW(Social Work)	219	219	72	72
MCA(Computer Appl.)	232	230	77	77
Univ Total :	13,176	11,957	4,514	4,027

Saurashtra University

B.A.	22,672	20,346	11,973	10,552
B.A.(Home Science)	80	78	75	72
M.A.	9,217	8,334	3,692	3,010
M.A.(Home Science)	84	27	36	12
M.A.(Education)	195	187	62	39
B.Sc.	2,679	1,730	931	444
B.Sc.(H.Sc.)	409	406	409	406
B.Sc(Information Sc./Tech..)	285	243	66	62
M.Sc.	396	335	208	185
M.Sc.(Home Science)	78	73	78	73

* Back year Data used in respect of the University

Table-7 (Contd....)

State/University & Course Name	Men+Women		Women	
	Total Appeared	Total Passed	Total Appeared	Total Passed
M.Sc.(Electronic Sc.)	27	21	3	2
M.Sc.(Information Sc/Tech.)	436	426	199	197
B.Com.	11,078	7,520	4,113	3,448
BBA(Business Admin./B.E.I.A.	1,566	1,354	735	687
M.Com.	7,521	5,728	3,752	2,432
MBA	1,244	1,175	379	373
B.Ed.	6,934	6,394	3,775	3,523
M.Ed.	12	11	4	3
B.Tech./B.E.(Chem.)	26	26	11	11
B.E./B.Sc.(Engg.)(Civil)	54	43	23	18
B.E./B.Sc.(Electrical)	179	155	77	67
B.E./B.Sc.(Mechanical)	205	200	88	86
B.E.(Elect.& Comm.)	60	55	26	24
B.E.(Production Engg)	21	21	9	9
B.E.(Elect./Indl.Elect)	27	26	12	11
B.E.(Indl.Engg.)	22	22	9	9
B.E.(Electrical&Elect.)	64	49	28	21
B.E.(Instrumentation)	103	87	44	37
B.E.(Computer Sc.)	387	373	111	108
B.Sc./B.Tech.(Bio-Pharm)/Medical	49	42	21	18
B.E./B.Tech(Inform.Sc./Tech.)	229	223	58	58
BDS(Dental Surgery)	14	10	6	4
BHMS(Homoeopathic)	305	218	131	94
B.Pharm.	709	698	305	300
B.Sc.(Nursing)	13	10	13	10
MBBS	292	248	84	70
BPT(Physical Therapy)	37	30	26	21
M.Pharmacy	15	15	4	3
MS	15	14	2	1
MD	12	9	5	4
LL.B	2,221	2,077	729	705
LL.B(Special/Integrated)	10	9	3	1
LL.M	15	13	3	2
LLM(HRD)/MBL(Business Law)	30	26	4	4
B.Lib.(Library Sc.)	20	19	11	11
B.P.Ed.(Phy.Edu.)/BPE/BA(Yoga)	149	144	30	29
BSW(Social Work)	477	446	63	55
B.Music	35	31	22	19
BCA(Computer Appl.)	1,309	1,199	678	655
B.H.M./B.Sc.(Hotel Mngt.)/BHMCT	36	35	2	2
B.J.M.C.(Journalism & Mass Comm.)	100	82	27	20
M.Lib.(Library Sc.)	16	12	9	7
M.Journalism	47	43	22	16

* Back year Data used in respect of the University

Table-7 (Contd....)

State/University & Course Name	Men+Women		Women	
	Total Appeared	Total Passed	Total Appeared	Total Passed
MFA(Fine Arts)	18	10	5	2
M.P.Ed.(Phy.Edu.)/MPE/MA(Yoga)	55	52	14	12
MSW(Social Work)	206	198	46	45
MCA(Computer Appl.)	200	196	62	61
Univ Total :	72,695	61,554	33,313	28,150
<i>South Gujarat University</i>				
B.A.	8,666	7,536	5,956	5,446
M.A.	765	697	535	488
B.Sc.	2,258	1,886	1,065	958
B.Sc.(Bio-Technology)	161	151	93	89
M.Sc.	567	552	282	278
B.Com.	9,537	6,379	4,446	3,356
BBA(Business Admin./B.E.I.A.)	1,359	1,063	545	455
M.Com.	949	889	594	524
MBA	507	440	182	164
B.Ed.	2,742	2,739	2,114	2,112
M.Ed.	74	74	35	35
BHMS(Homoeopathic)	166	53	62	29
B.Pharm.	429	425	194	193
MBBS	238	186	56	48
BPT(Physical Therapy)	62	62	52	52
M.Pharmacy	19	19	6	6
MS	16	14	4	4
MD	38	32	9	8
LL.B	529	452	205	188
LL.M	49	42	17	16
B.Lib.(Library Sc.)	43	42	24	24
BFA(Fine Arts)	7	7	6	6
B.P.Ed.(Phy.Edu.)/BPE/BA(Yoga)	84	78	20	17
BCA(Computer Appl.)	1,165	1,067	553	534
B.J.M.C.(Journalism & Mass Comm.)	9	9	7	7
M.Lib.(Library Sc.)	14	14	8	8
M.P.Ed.(Phy.Edu.)/MPE/MA(Yoga)	40	39	9	9
MSW(Social Work)	36	35	15	14
MCA(Computer Appl.)	144	141	53	53
Univ Total :	30,673	25,123	17,147	15,121
<i>Krantiguru SKV Kachchh University</i>				
B.A.	6,713	4,211	3,280	2,519
M.A.	1,841	1,120	1,218	826
B.Sc.	276	187	147	118
M.Sc.	460	424	103	96
B.Com.	6,592	4,260	2,725	2,259

* Back year Data used in respect of the University

Table-7 (Contd....)

State/University & Course Name	Men+Women		Women	
	Total Appeared	Total Passed	Total Appeared	Total Passed
BBA(Business Admin./B.E.I.A.	1,136	827	346	301
M.Com.	712	367	499	303
MBA	467	362	164	140
B.Ed.	962	953	797	790
M.Ed.	143	138	83	80
B.Sc.(Nursing)	60	55	49	47
MBBS	183	131	81	67
BCA(Computer Appl.)	1,303	890	377	319
Univ Total :	20,848	13,925	9,869	7,865
<i>Nirma University of Science & Tech.</i>				
M.Sc.	28	28	24	24
MBA	218	209	53	53
B.Tech./BE	643	632	77	75
M.Tech./ME/MS	124	124	22	22
B.Pharm.	265	264	120	119
M.Pharmacy	41	41	11	11
MCA(Computer Appl.)	56	55	16	16
Univ Total :	1,375	1,353	323	320
<i>D.Ambani Instt. of Inf. & Comm. Tech.</i>				
M.Sc.	13	13	5	5
M.Sc.(Information Sc/Tech.)	60	55	15	15
B.E./B.Tech(Inform.Sc./Tech.)	207	201	24	24
M.Tech.(Designing)	9	8	6	4
M.Tech. (Information Sc./Tech.)	37	25	12	9
Univ Total :	326	302	62	57
* <i>Shree Somnath Sanskrit University</i>				
Shastri(B.A.)	243	243	4	4
Acharya(M.A.)	167	167	15	15
Univ Total :	410	410	19	19
<i>Centre of Envir.Plann. & Tech Univ.</i>				
M.A.	6	6	3	3
B.Interior Design	16	16	14	14
M.Sc.	22	22	14	14
MBA	22	21	3	2
B.Arch.	50	50	19	19
B.E./B.Sc.(Engg.)(Civil)	29	29	8	8
M.Arch.	83	83	32	32
M.Planning	119	119	69	69
Univ Total :	347	346	162	161
<i>Ganpat University</i>				

* Back year Data used in respect of the University

Table-7 (Contd....)

State/University & Course Name	Men+Women		Women	
	Total Appeared	Total Passed	Total Appeared	Total Passed
M.Sc.	109	109	53	53
BBA(Business Admin./B.E.I.A.	229	224	82	81
MBA	256	253	78	78
M.Ed.	25	25	14	14
B.Tech./BE	68	68	2	2
B.E./B.Sc.(Mechanical)	67	66	29	28
B.E.(Elect.& Comm.)	72	72	12	12
B.E.(Instrumentation)	52	52	15	15
B.E.(Computer Sc.)	69	69	14	14
B.E./B.Tech(Inform.Sc./Tech.)	67	67	13	13
M.Tech./ME/MS	26	14	6	4
B.Pharm.	62	62	22	22
M.Pharmacy	93	93	24	24
BCA(Computer Appl.)	240	227	91	88
MCA(Computer Appl.)	101	100	23	23
Univ Total :	1,536	1,501	478	471
<i>Sumandeep Vidyapeeth</i>				
MBA	35	35	6	6
BDS(Dental Surgery)	788	562	497	368
B.Pharm.	131	115	59	58
B.Sc.(Nursing)	239	178	199	158
MBBS	447	286	138	107
BPT(Physical Therapy)	186	124	170	114
MDS(Dental Surgery)	47	46	25	24
M.Pharmacy	80	80	9	9
M.Sc.(Nursing)	15	15	3	3
MPT/M.Sc.(Physiotherapy)/M.Sports(P	4	4	3	3
Univ Total :	1,972	1,445	1,109	850
<i>Kadi Sarva Vishwavidyalaya,</i>				
M.Sc.(Information Sc/Tech.)	189	188	71	71
M.Sc.(Bio-Tech.)	49	49	29	29
B.Com.	489	393	142	124
BBA(Business Admin./B.E.I.A.	329	321	128	126
MBA	131	129	43	42
B.Ed.	279	279	221	221
M.Ed.	25	25	16	16
M.Pharmacy	40	40	16	16
BCA(Computer Appl.)	307	268	169	146
MCA(Computer Appl.)	59	59	20	20
Univ Total :	1,897	1,751	855	811
<i>Gujarat National Law University</i>				

* Back year Data used in respect of the University

Table-7 (Contd....)

State/University & Course Name	Men+Women		Women	
	Total Appeared	Total Passed	Total Appeared	Total Passed
LL.B(Special/Integrated)	159	159	57	57
LL.M	4	4	3	3
Univ Total :	163	163	60	60
<i>Gujarat Vidyapeeth</i>				
B.A.(Social Sc.)	105	101	35	34
M.A.	143	141	50	50
B.Sc.	31	15	21	11
B.Sc.(H.Sc.)	15	15	15	15
M.Sc.	14	13	9	8
M.R.M.(Rural Mngt.)	26	26	7	7
MHRD	26	26	9	9
B.Ed.	133	133	55	55
M.Ed.	10	10	3	3
B.P.Ed.(Phy.Edu.)/BPE/BA(Yoga)	71	71	31	31
M.Lib.(Library Sc.)	4	1	3	0
M.P.Ed.(Phy.Edu.)/MPE/MA(Yoga)	20	20	9	9
MSW(Social Work)	24	24	7	7
MCA(Computer Appl.)	34	20	14	8
Univ Total :	656	616	268	247
<i>Dharmsinh Desai University,</i>				
B.Com.	722	317	371	232
BBA(Business Admin./B.E.I.A.	715	530	313	245
M.Com.	146	121	101	83
MBA	120	109	29	27
B.Tech./B.E.(Chem.)	224	156	46	32
B.Tech./BE	230	180	24	20
B.E./B.Sc.(Engg.)(Civil)	240	138	38	26
B.E.(Elect.& Comm.)	529	447	62	46
B.E.(Computer Sc.)	493	403	87	69
B.E./B.Tech(Inform.Sc./Tech.)	448	365	84	69
M.E./M.Tech(Chemical/Bio-chemical)	25	25	13	13
M.Tech./ME/MS	12	10	5	5
M.E/M.Sc(Engg.& Civil)	48	42	12	12
M.E.(Elect.& Comm.)	28	25	8	7
M.E./M.Tech.(Computer Sc.)	37	37	21	21
BDS(Dental Surgery)	496	488	290	286
B.Pharm.	241	138	94	60
BCA(Computer Appl.)	427	337	194	162
MCA(Computer Appl.)	171	162	51	50
Univ Total :	5,352	4,030	1,843	1,465
<i>Sardar V.B.National Instt. of Tech.</i>				

* Back year Data used in respect of the University

Table-7 (Contd....)

State/University & Course Name	Men+Women		Women	
	Total Appeared	Total Passed	Total Appeared	Total Passed
B.Tech./BE	358	358	75	75
M.Tech./ME/MS	273	273	23	23
Univ Total :	631	631	98	98
<i>Pt. Deendayal Petroleum University</i>				
MBA	60	60	7	7
Univ Total :	60	60	7	7
State Total :	2,60,236	2,13,791	1,16,912	1,02,058

Haryana

Ch.Charan Singh Haryana Agri.Univ.

B.Sc.(H.Sc.)	23	23	23	23
M.Sc.	54	54	36	36
M.Sc.(Home Science)	12	12	12	12
MBA	25	25	10	10
B.E./B.Tech.(Ag.Engg)	19	19	5	5
M.E./M.Tech.(Ag.Engg)	2	2	1	1
B.Sc.(Agriculture)	74	74	6	6
M.Sc.(Agriculture)	36	36	5	5
B.V.Sc.(Vet. Science)	62	62	9	9
M.Sc.(Animal Science)	3	3	1	1
M.V.Sc.(Vet. Science)	25	25	10	10
Univ Total :	335	335	118	118

Guru Jhambheswar University

M.Sc.	320	260	179	169
MBA	160	138	66	63
B.Tech./BE	322	310	72	72
B.Sc./B.Tech.(Bio-Pharm)/Medical	57	57	21	21
M.Tech./ME/MS	145	87	63	43
B.Pharm.	61	54	23	21
BPT(Physical Therapy)	39	31	25	23
M.Pharmacy	28	26	12	11
MCA(Computer Appl.)	42	41	18	18
Univ Total :	1,174	1,004	479	441

Kurukshetra University

B.A.	48,086	28,130	28,783	18,945
B.A.(Hons.)	467	421	233	193
Shastri(B.A.)	545	209	45	29
Acharya(M.A.)	3	1	1	0
M.A.(Education)	760	18	577	14

* Back year Data used in respect of the University

Table-7 (Contd....)

State/University & Course Name	Men+Women		Women	
	Total Appeared	Total Passed	Total Appeared	Total Passed
B.Sc.	2,720	2,143	1,639	1,429
B.Sc.(H.Sc.)	98	94	98	94
M.Sc.	168	139	160	128
M.Sc.(Home Science)	76	56	76	56
M.Sc.(Computer Sc.)	2,465	710	1,545	440
M.Sc.(Electronic Sc.)	27	23	10	5
M.Stat.	21	5	13	4
B.Com.	9,173	6,152	4,430	3,167
BBA(Business Admin./B.E.I.A.	47	29	15	15
MBA	3,556	2,092	1,733	1,196
B.Ed.	25,817	19,761	18,057	14,473
M.Ed.	547	515	400	380
BDS(Dental Surgery)	385	288	180	134
B.Pharm.	705	536	251	248
B.Sc.(Nursing)	30	18	24	12
BPT(Physical Therapy)	142	94	77	50
M.Pharmacy	50	33	20	14
LL.B	279	168	33	28
LL.B(Special/Integrated)	80	45	35	25
LL.M	980	203	370	91
B.Lib.(Library Sc.)	1,016	241	713	117
BFA(Fine Arts)	31	31	22	16
B.P.Ed.(Phy.Edu.)/BPE/BA(Yoga)	169	151	69	56
BCA(Computer Appl.)	1,079	1,048	578	578
M.Lib.(Library Sc.)	378	129	249	107
MFA(Fine Arts)	30	22	30	22
M.P.Ed.(Phy.Edu.)/MPE/MA(Yoga)	106	65	44	34
MSW(Social Work)	65	46	22	19
M.Music	51	51	34	34
MCA(Computer Appl.)	1,553	1,548	948	946
Univ Total :	1,01,705	65,215	61,514	43,099

Maharshi Dayanand University

B.A.	38,203	23,015	20,208	12,384
B.A.(Hons.)	578	428	249	212
B.A.(Home Science)	64	51	64	51
Shastri(B.A.)	456	433	310	301
B.Sc.	1,834	1,498	804	759
B.Sc.(Hons.)	72	66	41	36
B.Sc.(H.Sc.)	65	62	65	62
B.Sc.(Computer Sc.)	449	155	243	110
M.Sc.	888	444	568	331
M.Sc.(Computer Sc.)	1,278	840	862	632
B.Com.	5,588	4,502	2,863	2,224

* Back year Data used in respect of the University

Table-7 (Contd....)

State/University & Course Name	Men+Women		Women	
	Total Appeared	Total Passed	Total Appeared	Total Passed
B.Com.(Hons.)	252	233	132	124
BBA(Business Admin./B.E.I.A.)	461	446	156	153
M.Com.	1,176	935	881	755
MBA	2,546	2,390	1,015	985
B.Ed.	34,978	27,108	23,028	18,477
M.Ed.	1,085	946	864	775
B.Arch.	31	11	18	11
B.Tech./BE	9,638	7,918	2,035	1,900
M.Tech./ME/MS	271	242	72	59
BDS(Dental Surgery)	432	323	269	201
BHMS(Homoeopathic)	19	18	8	8
B.Pharm.	624	375	282	163
B.Sc.(Nursing)	69	66	61	60
MBBS	189	145	91	72
BPT(Physical Therapy)	104	88	76	69
LL.B	458	278	118	88
LL.B(Special/Integrated)	179	118	77	57
B.Lib.(Library Sc.)	162	30	95	22
BCA(Computer Appl.)	1,297	766	279	174
M.Lib.(Library Sc.)	96	34	77	26
M.P.Ed.(Phy.Edu.)/MPE/MA(Yoga)	52	49	33	33
MCA(Computer Appl.)	833	823	428	423
Univ Total :	1,04,427	74,836	56,372	41,737
<i>Choudhry Devi Lal University</i>				
M.A.	76	57	44	36
M.A.(Education)	406	258	299	188
M.Sc.	133	110	72	63
M.Sc.(Computer Sc.)	150	62	40	29
M.Sc.(Bio-Tech.)	34	34	25	25
M.Com.	12	8	5	5
MBA	157	92	41	27
B.Ed.	102	83	51	46
LL.B	50	24	7	5
LL.M	21	13	4	3
BFA(Fine Arts)	192	70	91	30
B.P.Ed.(Phy.Edu.)/BPE/BA(Yoga)	30	30	8	8
BCA(Computer Appl.)	116	15	45	5
M.Journalism	55	21	7	6
M.P.Ed.(Phy.Edu.)/MPE/MA(Yoga)	28	28	6	6
M.A.(Social Work)	60	30	25	14
MCA(Computer Appl.)	54	54	22	22
Univ Total :	1,676	989	792	518

* Back year Data used in respect of the University

Table-7 (Contd....)

State/University & Course Name	Men+Women		Women	
	Total Appeared	Total Passed	Total Appeared	Total Passed
<i>Deenbandhu C.R.Univ. of Sc. & Tech.</i>				
M.A.	15	15	7	7
MBA	28	27	15	15
B.Tech./B.E.(Chem.)	37	36	11	11
B.Arch.	29	27	16	16
B.E./B.Sc.(Electrical)	68	60	21	18
B.E./B.Sc.(Mechanical)	59	57	11	10
B.E.(Elect.& Comm.)	70	67	22	22
B.E.(Computer Sc.)	68	65	23	22
ME/M.Tech(Elec/Power)	11	9	4	4
M.E./M.Sc(Mechanical)	10	4	4	2
M.E.(Elect.& Comm.)	16	13	4	4
Univ Total :	411	380	138	131
<i>Maharishi Markandeshwar Edu. Trust</i>				
B.A.	80	64	45	42
M.A.	7	2	3	1
M.A.(Education)	33	20	13	11
B.Sc.	3	2	1	1
M.Sc.	1	0	0	0
B.Com.	68	27	32	22
BBA(Business Admin./B.E.I.A.)	457	280	245	241
M.Com.	2	1	1	0
MBA	680	537	340	312
M.E/M.Sc(Engg.& Civil)	4	1	2	1
ME/M.Tech(Elec/Power)	47	24	24	22
M.E./M.Sc(Mechanical)	34	26	13	11
M.E.(Elect.& Comm.)	206	188	103	102
M.E.(Environ.Engg.)	2	2	1	1
M.E./M.Tech.(Computer Sc.)	369	310	165	152
M.Tech. (Information Sc./Tech.)	14	11	6	5
MDS(Dental Surgery)	33	33	13	10
M.Pharmacy	73	70	23	22
M.Sc.(Nursing)	53	42	22	20
M.Sc.(Medical)	17	11	7	5
BCA(Computer Appl.)	146	108	65	55
M.P.Ed.(Phy.Edu.)/MPE/MA(Yoga)	13	6	6	5
MCA(Computer Appl.)	431	416	234	231
Univ Total :	2,773	2,181	1,364	1,272
<i>Bhagat P.S. Mahila Vishwavidyalaya.</i>				
B.A.	304	241	304	241
B.Sc.(H.Sc.)	36	36	36	36

* Back year Data used in respect of the University

Table-7 (Contd....)

State/University & Course Name	Men+Women		Women	
	Total Appeared	Total Passed	Total Appeared	Total Passed
Univ Total :	340	277	340	277
<i>National Dairy Research Institute</i>				
B.Tech.(Dairy Tech/Agri.Engg.)	18	18	1	1
M.Sc.(Dairy Science)	81	81	22	22
Univ Total :	99	99	23	23
<i>National Instt.of Tech.(Kurukshetra</i>				
B.Tech./BE	538	395	231	170
Univ Total :	538	395	231	170
State Total :	2,13,478	1,45,711	1,21,371	87,786

Himachal Pradesh

Dr. Y.S.Parmar Univ.of Hort. & Forest

MBA	43	43	29	29
B.Sc.(Horticulture)	52	52	22	22
B.Sc.(Forestry)	29	29	16	16
M.Sc.(Horticulture)	45	45	30	30
M.Sc.(Forestry)	28	28	15	15
Univ Total :	197	197	112	112

Himachal Pradesh University

B.A.	36,432	27,440	20,192	15,102
Shastri(B.A.)	1,305	1,000	526	389
M.A.	23,722	12,095	12,605	6,592
Acharya(M.A.)	165	115	78	59
B.Sc.	4,406	3,852	2,614	1,835
M.Sc.	2,068	1,211	1,065	689
M.Sc.(Bio-Tech.)	31	28	26	22
B.Com.	2,013	1,756	1,025	864
BBA(Business Admin./B.E.I.A.)	491	432	190	172
M.Com.	2,278	1,870	830	736
MBA	844	730	231	171
B.Ed.	7,076	6,858	5,714	5,562
M.Ed.	345	213	234	164
B.E./B.Sc.(Electrical)	164	121	22	18
B.E./B.Sc.(Mechanical)	225	185	6	4
B.E.(Elect.& Comm.)	286	242	74	62
B.E.(Computer Sc.)	182	165	79	67
BAMS(Ay.Med.&Surgery)	44	42	16	15
BDS(Dental Surgery)	310	238	140	128
B.Pharm.	176	135	60	55

* Back year Data used in respect of the University

Table-7 (Contd....)

State/University & Course Name	Men+Women		Women	
	Total Appeared	Total Passed	Total Appeared	Total Passed
MBBS	147	108	60	48
MS	10	9	4	3
MD	26	25	8	8
LL.B	407	298	146	86
LL.M	33	28	16	13
BCA(Computer Appl.)	580	366	180	165
MCA(Computer Appl.)	70	65	28	25
Univ Total :	83,836	59,627	46,169	33,054
<i>Ch.Sarwan Kumar H.P.Krishi Univ.</i>				
B.Sc.	27	27	23	23
B.Sc.(H.Sc.)	13	13	13	13
M.Sc.	23	23	19	19
M.Sc.(Home Science)	3	3	3	3
B.Sc.(Agriculture)	49	49	28	28
M.Sc.(Agriculture)	35	35	11	11
B.V.Sc.(Vet. Science)	31	31	9	9
M.V.Sc.(Vet. Science)	7	7	2	2
Univ Total :	188	188	108	108
<i>Jaypee Univ.of Information Tech.</i>				
B.Tech./BE	24	24	8	8
B.E./B.Sc.(Engg.)(Civil)	25	25	11	11
B.E.(Elect.& Comm.)	147	147	21	21
BE/B.Tech.(Biotechnology)	22	22	8	8
B.E.(Computer Sc.)	129	129	25	25
B.E./B.Tech(Inform.Sc./Tech.)	63	63	17	17
M.E.(Elect.& Comm.)	1	1	0	0
M.Tech.(Construction)	3	3	1	1
M.E./M.Tech.(Bio.Tecology)	8	8	3	3
M.E./M.Tech.(Computer Sc.)	7	7	1	1
Univ Total :	429	429	95	95
<i>National Instt.of Tech.(Hamirpur)</i>				
B.Arch.	25	25	8	8
B.E./B.Sc.(Engg.)(Civil)	43	43	6	6
B.E./B.Sc.(Electrical)	56	56	16	16
B.E./B.Sc.(Mechanical)	60	60	26	26
B.E.(Elect.& Comm.)	60	60	8	8
B.E.(Computer Sc.)	61	61	4	4
ME/M.Tech(Elec/Power)	19	19	5	5
M.E./M.Sc(Mechanical)	11	11	5	5
M.E.(Elect.& Comm.)	16	16	4	4
M.E./M.Tech.(Computer Sc.)	16	16	4	4

* Back year Data used in respect of the University

Table-7 (Contd....)

State/University & Course Name	Men+Women		Women	
	Total Appeared	Total Passed	Total Appeared	Total Passed
Univ Total :	367	367	86	86
State Total :	85,017	60,808	46,570	33,455

Jammu & Kashmir

Jammu University

B.A.	10,269	5,782	4,416	2,486
B.Sc.	3,262	2,242	1,403	964
B.Com.	906	537	390	231
BBA(Business Admin./B.E.I.A.)	118	104	51	45
BCA(Computer Appl.)	521	362	224	156
Univ Total :	15,076	9,027	6,484	3,882

Kashmir University

B.A.	22,848	14,486	9,536	6,355
M.A.	2,085	1,152	858	526
M.A.(Education)	2,117	512	1,212	298
B.Sc.	2,960	2,208	1,250	935
B.Sc.(H.Sc.)	61	49	61	49
B.Sc(Information Sc./Tech..)	23	22	9	9
M.Sc.	571	393	177	140
M.Sc.(Home Science)	45	33	45	33
M.Sc.(Electronic Sc.)	23	14	6	5
M.Stat.	43	33	8	7
B.Com.	2,072	1,575	935	795
BBA(Business Admin./B.E.I.A.)	173	136	155	130
M.Com.	225	156	114	99
MBA	78	36	26	9
B.Ed.	22,653	12,615	11,311	5,994
M.Ed.	198	160	104	86
B.E./B.Sc.(Engg.)(Civil)	62	61	14	14
B.E./B.Sc.(Mechanical)	32	30	6	6
B.E.(Elect.& Comm.)	66	65	27	26
B.E.(Computer Sc.)	59	58	27	27
BDS(Dental Surgery)	45	25	20	12
B.Pharm.	41	24	15	11
BUMS(Unani Med&Surg)	24	19	18	15
MBBS	91	66	36	32
B.Sc.(Medical)	39	26	37	25
MDS(Dental Surgery)	6	5	1	1
M.Sc.(Nursing)	44	28	40	26
MS	58	48	16	12
MD	6	5	1	1

* Back year Data used in respect of the University

Table-7 (Contd....)

State/University & Course Name	Men+Women		Women	
	Total Appeared	Total Passed	Total Appeared	Total Passed
LL.B	177	117	50	41
BFA(Fine Arts)	7	6	1	1
B.P.Ed.(Phy.Edu.)/BPE/BA(Yoga)	101	81	28	19
B.Music	7	6	1	1
BCA(Computer Appl.)	568	446	268	240
M.Lib.(Library Sc.)	28	19	16	11
M.Journalism	23	13	7	5
M.A.(Social Work)	34	27	22	19
MCA(Computer Appl.)	55	46	16	13
Univ Total :	57,748	34,801	26,474	16,028
* Shere-e-Kashmir Un.of Agri.Sc.&Tech				
B.Sc.(Agriculture)	64	64	14	14
B.Sc.(Forestry)	7	7	2	2
M.Sc.(Agriculture)	38	38	4	4
M.Fisheries/Fish.Sc.	3	3	1	1
M.Sc.(Agri.Stat)	4	4	2	2
M.Sc. (Sericulture)	4	4	1	1
B.V.Sc.(Vet. Science)	58	58	2	2
M.V.Sc.(Vet. Science)	8	8	1	1
Univ Total :	186	186	27	27
* Shere-e-Kashmir Instt.of Med.Scs.				
MBBS	51	51	20	20
B.Sc.(Medical)	10	10	2	2
MS	16	16	4	4
M.Sc.(Medical)	1	1	0	0
DM	2	2	1	1
MCH	3	3	1	1
MD	42	42	6	6
Univ Total :	125	125	34	34
Baba Ghulam S.Badshah University				
B.A.	9	7	2	1
M.A.	66	33	43	25
M.Sc.	73	54	15	11
M.Sc.(Computer Sc.)	33	26	3	1
M.Sc.(Information Sc/Tech.)	96	41	48	16
M.Sc.(Bio-Tech.)	20	17	16	15
BBA(Business Admin./B.E.I.A.	46	24	6	6
MBA	223	181	17	14
MFM(Finnacial Mngt.)/MFC(Finnacial	100	67	23	15
B.Tech./BE	71	29	10	9
B.E./B.Sc.(Engg.)(Civil)	241	120	6	5

* Back year Data used in respect of the University

Table-7 (Contd....)

State/University & Course Name	Men+Women		Women	
	Total Appeared	Total Passed	Total Appeared	Total Passed
B.E.(Elect.& Comm.)	333	196	48	33
B.E.(Computer Sc.)	309	170	45	30
B.E./B.Tech(Inform.Sc./Tech.)	270	110	41	32
BCA(Computer Appl.)	22	11	9	5
MCA(Computer Appl.)	224	161	38	29
Univ Total :	2,136	1,247	370	247
<i>Islamic Uni.of Science & Technology</i>				
M.A.	74	63	25	24
M.Sc.(Food & Tech.)	14	14	10	10
BBA(Business Admin./B.E.I.A.)	58	58	8	8
B.E. (Food Tech.)	41	41	21	21
LL.M	6	6	2	2
M.Journalism	15	15	4	4
MCA(Computer Appl.)	55	55	19	19
Univ Total :	263	252	89	88
<i>Shri Mata Vaishno Devi University</i>				
M.A.	25	25	19	18
M.Sc.	42	42	27	27
MBA	153	151	88	83
B.Tech./BE	52	49	27	26
B.E./B.Sc.(Mechanical)	45	44	19	19
B.E.(Elect.& Comm.)	99	95	10	10
B.E.(Computer Sc.)	96	86	8	8
M.Tech./ME/MS	46	42	13	13
Univ Total :	558	534	211	204
<i>National Instt.of Tech.(Srinagar)</i>				
B.Tech./B.E.(Chem.)	33	33	7	7
B.Tech/BE(Meterology)	18	17	3	3
B.E./B.Sc.(Engg.)(Civil)	69	65	7	7
B.E./B.Sc.(Electrical)	47	43	4	4
B.E./B.Sc.(Mechanical)	47	46	20	20
B.E.(Elect.& Comm.)	48	45	3	3
Univ Total :	262	249	44	44
<i>Central University of Kashmir</i>				
M.A.	30	30	8	8
M.Sc.(Information Sc/Tech.)	30	30	5	5
MBA	27	26	5	5
Univ Total :	87	86	18	18

* Back year Data used in respect of the University

Table-7 (Contd....)

State/University & Course Name	Men+Women		Women	
	Total Appeared	Total Passed	Total Appeared	Total Passed
State Total :	76,441	46,507	33,751	20,572

Jharkhand

Birsa Agricultural University

M.Sc.(Bio-Tech.)	1	1	1	1
B.Sc.(Agriculture)	49	49	23	23
B.Sc.(Forestry)	24	24	5	5
M.Sc.(Agriculture)	7	7	2	2
M.Sc.(Forestry)	2	2	1	1
BVSC & Animal Husbandry	23	23	4	4
M.V.Sc. & Animal Husbandry	28	28	10	10
Univ Total :	134	134	46	46

*** *Ranchi University***

B.A.	654	416	131	92
B.A.(Hons.)	22,854	14,464	4,182	2,993
M.A.	585	380	150	90
B.Sc.	35	30	16	12
B.Sc.(Hons.)	15,280	9,040	3,608	1,910
M.Sc.	299	228	110	54
B.Com.	72	60	6	4
B.Com.(Hons.)	1,313	848	280	222
MBBS	325	210	112	76
LL.B	2,028	1,452	221	132
MMC(Mass Comm.)/MMMMC	58	34	13	7
Univ Total :	43,503	27,162	8,829	5,592

*** *Siddhu Kanhu University***

B.A.	326	190	77	37
B.A.(Hons.)	8,553	5,412	1,967	1,158
M.A.	494	347	133	73
B.Sc.	20	12	6	4
B.Sc.(Hons.)	5,877	3,342	1,297	685
M.Sc.	280	198	127	62
B.Com.	27	14	5	4
B.Com.(Hons.)	659	395	139	83
M.Com.	98	58	13	7
B.Ed.	546	454	381	334
LL.B	1,053	815	257	121
Univ Total :	17,933	11,237	4,402	2,568

*** *Vinoba Bhave University***

B.A.	1,715	1,024	590	359
------	-------	-------	-----	-----

* Back year Data used in respect of the University

Table-7 (Contd....)

State/University & Course Name	Men+Women		Women	
	Total Appeared	Total Passed	Total Appeared	Total Passed
B.A.(Hons.)	7,761	5,611	3,241	2,379
M.A.	832	671	408	371
B.Sc.	313	215	21	12
B.Sc.(Hons.)	1,982	1,535	326	243
M.Sc.	325	222	66	54
B.Com.	369	223	13	4
B.Com.(Hons.)	2,220	1,660	98	79
M.Com.	148	108	5	5
B.Tech./B.E.(Chem.)	66	57	29	26
B.Tech/BE(Meterology)	53	39	13	11
B.E./B.Tech.(Ag.Engg)	286	230	55	48
B.E./B.Sc.(Engg.)(Civil)	70	59	1	1
B.E./B.Sc.(Electrical)	70	56	31	28
B.E./B.Sc.(Mechanical)	96	77	41	33
B.E./B.Tech.(Mining)	51	36	22	15
B.E.(Elect.& Comm.)	49	38	22	19
B.E.(Computer Sc.)	17	8	1	1
Univ Total :	16,423	11,869	4,983	3,688

Birla Institute of Technology

B.Sc(Information Sc./Tech..)	42	42	18	18
M.Sc.	64	64	49	49
B.Com.	43	43	5	5
BBA(Business Admin./B.E.I.A.)	534	534	130	130
BBM/BMM(Business/Mkt. Mgt.)	22	22	1	1
MBA	380	380	109	109
B.Arch.	38	38	10	10
B.Tech./BE	287	287	3	3
B.E./B.Sc.(Engg.)(Civil)	35	35	9	9
B.E./B.Sc.(Mechanical)	80	80	9	9
B.E.(Elect.& Comm.)	223	223	54	54
B.E.(Production Engg)	14	14	4	4
B.E.(Polymer Sc.&Tech.)	19	19	2	2
B.E.(Electrical&Elect.)	99	99	19	19
BE/B.Tech.(Biotechnology)	35	35	7	7
B.E.(Computer Sc.)	157	157	40	40
B.E./B.Tech(Inform.Sc./Tech.)	40	40	9	9
M.Tech./ME/MS	103	103	17	17
B.Pharm.	49	49	27	27
B.Sc(Med.Lab.Tech.)	27	27	11	11
M.Pharmacy	36	36	9	9
BCA(Computer Appl.)	495	495	161	161
B.H.M./B.Sc.(Hotel Mngt.)/BHMCT	32	32	4	4
B.Multi Media & Animation	89	89	28	28

* Back year Data used in respect of the University

Table-7 (Contd....)

State/University & Course Name	Men+Women		Women	
	Total Appeared	Total Passed	Total Appeared	Total Passed
MCA(Computer Appl.)	300	300	107	107
M.A.(Instrumental Music)	2	2	1	1
Univ Total :	3,245	3,245	843	843
Indian School of Mines				
M.A.	99	99	21	21
MBA	36	36	6	6
B.Tech./BE	363	363	12	12
M.Tech./ME/MS	100	100	8	8
Univ Total :	598	598	47	47
National Instt.of Tech.(Jamshedpur)				
B.Tech/BE(Meterology)	46	46	1	1
B.E./B.Sc.(Engg.)(Civil)	48	48	3	3
B.E./B.Sc.(Electrical)	59	59	4	4
B.E./B.Sc.(Mechanical)	71	71	31	31
B.E.(Elect.& Comm.)	62	62	5	5
B.E.(Production Engg)	19	19	2	2
B.E.(Computer Sc.)	60	60	3	3
M.E./M.Tech(Chemical/Bio-chemical)	1	1	0	0
ME/M.Tech(Elec/Power)	14	14	6	6
M.E./M.Sc(Mechanical)	12	12	1	1
MCA(Computer Appl.)	38	38	14	14
Univ Total :	430	430	70	70
Central University of Jharkhand				
M.A.	10	8	6	5
M.Sc.	38	36	13	12
MBA	38	37	10	10
MMC(Mass Comm.)/MMMMC	46	46	14	14
Univ Total :	132	127	43	41
State Total :	82,398	54,802	19,263	12,895

Karnataka

Bangalore University

B.A.	122,088	55,732	53,948	28,357
M.A.	7,860	6,249	3,585	2,953
B.Sc.	54,534	28,876	26,369	17,174
M.Sc.	13,552	9,877	7,462	5,805
B.Com.	187,304	84,298	77,550	43,068
BBM/BMM(Business/Mkt. Mgt.)	82,472	40,927	26,801	16,400
M.Com.	2,458	2,118	1,383	1,241

* Back year Data used in respect of the University

Table-7 (Contd....)

State/University & Course Name	Men+Women		Women	
	Total Appeared	Total Passed	Total Appeared	Total Passed
MBA	9,990	8,677	2,406	2,237
B.Ed.	15,229	10,830	7,670	6,099
M.Ed.	359	312	140	121
B.Arch.	361	287	106	90
B.Tech./BE	5,383	4,514	1,216	1,098
M.Arch.	13	5	8	2
M.Tech./ME/MS	1,819	1,215	382	59
LL.B	16,892	7,136	2,342	1,107
LL.B(Special/Integrated)	13,143	6,533	4,177	2,506
LL.M	252	212	64	53
B.P.Ed.(Phy.Edu.)/BPE/BA(Yoga)	537	520	75	73
BCA(Computer Appl.)	38,292	20,828	11,876	8,654
B.H.M./B.Sc.(Hotel Mngt.)/BHMCT	6,104	3,317	392	288
M.Lib.(Library Sc.)	93	89	51	51
MFA(Fine Arts)	279	252	128	120
M.P.Ed.(Phy.Edu.)/MPE/MA(Yoga)	132	132	9	9
MSW(Social Work)	1,648	1,553	520	470
MCA(Computer Appl.)	6,855	4,559	1,293	941
MMC(Mass Comm.)/MMMMC	605	581	147	139
M.V.A.(Visual Arts)	64	62	20	20
Univ Total :	5,88,318	2,99,691	2,30,120	1,39,135
<i>Gulbarga University</i>				
B.A.	7,316	4,816	2,831	2,065
M.A.	634	590	244	234
B.Sc.	2,077	1,374	788	584
B.Sc.(Bio-Technology)	60	58	22	21
M.Sc.	275	231	153	132
M.Sc.(Computer Sc.)	94	61	76	55
M.Sc.(Bio-Tech.)	69	47	40	30
B.Com.	2,489	1,641	589	447
BBM/BMM(Business/Mkt. Mgt.)	2,033	1,869	525	495
M.Com.	108	106	51	50
MBA	293	281	88	86
B.Ed.	6,352	4,300	2,915	2,137
M.Ed.	405	319	181	148
M.Tech./ME/MS	10	10	4	4
LL.B	722	258	116	65
LL.B(Special/Integrated)	11	8	3	3
LL.M	23	21	11	11
B.P.Ed.(Phy.Edu.)/BPE/BA(Yoga)	405	396	80	78
BSW(Social Work)	18	17	12	12
BCA(Computer Appl.)	1,276	1,195	440	428
M.Lib.(Library Sc.)	31	28	7	7

* Back year Data used in respect of the University

Table-7 (Contd....)

State/University & Course Name	Men+Women		Women	
	Total Appeared	Total Passed	Total Appeared	Total Passed
MFA(Fine Arts)	3	3	2	2
M.P.Ed.(Phy.Edu.)/MPE/MA(Yoga)	46	41	8	6
MSW(Social Work)	394	339	86	71
M.Music	5	5	3	3
MCA(Computer Appl.)	70	69	39	38
M.V.A.(Visual Arts)	11	10	5	5
MJMC (Journalism & Mass Comm.)	24	23	1	1
Univ Total :	25,254	18,116	9,320	7,218
<i>Kannada University</i>				
B.V.A.(Visual Arts)	578	550	170	14
M.V.A.(Visual Arts)	19	19	3	3
Univ Total :	597	569	173	17
<i>Karnatak University</i>				
B.A.	14,787	12,407	5,048	4,434
M.A.	823	549	397	225
B.Sc.	3,177	2,466	1,482	1,285
M.Sc.	610	559	320	298
M.Sc.(Computer Sc.)	116	111	72	69
M.Sc.(Bio-Tech.)	14	14	10	10
B.Com.	6,148	5,377	2,259	1,975
BBA(Business Admin./B.E.I.A.	2,256	1,974	786	705
M.Com.	285	190	189	189
MBA	657	530	224	190
B.Ed.	7,435	7,116	3,520	3,398
M.Ed.	243	240	112	110
LL.B	1,082	352	186	73
LL.M	26	23	17	10
B.P.Ed.(Phy.Edu.)/BPE/BA(Yoga)	760	745	79	78
BSW(Social Work)	358	305	113	104
BCA(Computer Appl.)	2,246	1,895	993	993
M.Lib.(Library Sc.)	21	20	17	17
M.Journalism	18	16	5	5
M.P.Ed.(Phy.Edu.)/MPE/MA(Yoga)	44	41	3	3
M.Music	14	6	8	3
M.A.(Social Work)	140	128	55	53
MCA(Computer Appl.)	58	55	12	12
Univ Total :	41,318	35,119	15,907	14,239
<i>Kuvempu University</i>				
B.A.	6,288	3,612	3,566	2,266
M.A.	567	555	277	272
B.Sc.	1,330	869	846	637

* Back year Data used in respect of the University

Table-7 (Contd....)

State/University & Course Name	Men+Women		Women	
	Total Appeared	Total Passed	Total Appeared	Total Passed
B.Sc.(H.Sc.)	6	5	6	5
M.Sc.	768	729	483	466
B.Com.	2,690	1,329	1,231	705
BBM/BMM(Business/Mkt. Mgt.)	2,667	1,362	1,022	625
M.Com.	150	149	106	105
MBA	390	382	137	135
MBE	9	9	5	5
B.Ed.	4,288	4,007	2,371	2,246
M.Ed.	35	35	9	9
B.Tech./BE	465	355	193	137
M.Tech./ME/MS	34	34	21	21
LL.B	116	55	25	17
LL.B(Special/Integrated)	291	120	96	43
LL.M	17	17	6	6
B.P.Ed.(Phy.Edu.)/BPE/BA(Yoga)	118	118	30	30
BSW(Social Work)	49	45	22	20
BCA(Computer Appl.)	644	477	307	252
B.V.A.(Visual Arts)	48	48	18	18
M.P.Ed.(Phy.Edu.)/MPE/MA(Yoga)	43	43	3	3
MSW(Social Work)	91	91	49	49
MCA(Computer Appl.)	18	17	5	5
MA(Tourism Mgt)/MTM/MTA	17	17	3	3
Univ Total :	21,139	14,480	10,837	8,080

Mangalore University

B.A.	3,953	2,736	2,775	2,080
B.A.(SLP)	52	50	34	31
M.A.	326	274	231	210
M.A.(Living & Preksha Meditation)	18	18	13	13
B.Sc.	1,628	1,235	1,234	995
B.Sc.(H.Sc.)	505	258	130	77
M.Sc.	626	573	507	468
B.Com.	4,317	2,223	2,239	1,322
BBM/BMM(Business/Mkt. Mgt.)	3,672	1,637	1,381	776
BHRD	102	85	64	59
M.Com.	202	186	155	143
MBA	558	544	207	205
MHRD	45	45	19	19
B.Ed.	1,226	1,216	1,047	1,038
M.Ed.	25	25	19	19
LL.B	115	73	59	41
LL.B(Special/Integrated)	356	197	179	117
LL.M	13	13	5	5
B.P.Ed.(Phy.Edu.)/BPE/BA(Yoga)	98	98	24	24

* Back year Data used in respect of the University

Table-7 (Contd....)

State/University & Course Name	Men+Women		Women	
	Total Appeared	Total Passed	Total Appeared	Total Passed
BSW(Social Work)	347	312	190	180
BCA(Computer Appl.)	2,013	961	1,015	624
B.H.M./B.Sc.(Hotel Mngt.)/BHMCT	224	158	10	10
M.P.Ed.(Phy.Edu.)/MPE/MA(Yoga)	18	18	4	4
M.A.(Social Work)	627	607	292	283
MCA(Computer Appl.)	152	140	71	66
Univ Total :	21,218	13,682	11,904	8,809
<i>Mysore University</i>				
B.A.	7,487	3,550	3,846	2,039
M.A.	699	662	416	403
B.Sc.	2,416	1,679	1,448	1,159
B.Sc.(Education)	78	64	62	52
B.Sc.(Speach & Hearing)	64	59	50	48
M.Sc.	910	735	598	504
M.Sc.(Computer Sc.)	45	44	30	26
B.Com.	3,542	1,796	1,628	989
BBM/BMM(Business/Mkt. Mgt.)	4,071	2,249	1,744	1,077
M.Com.	143	141	87	86
MBA	478	437	219	206
B.Ed.	3,547	3,459	2,128	2,084
M.Ed.	153	147	51	50
B.Arch.	95	84	51	43
M.Arch.	20	16	4	4
M.Tech./ME/MS	32	31	17	17
LL.B	381	123	75	35
LL.B(Special/Integrated)	866	269	266	101
LL.M	36	35	17	17
BFA(Fine Arts)	29	28	10	10
B.P.Ed.(Phy.Edu.)/BPE/BA(Yoga)	80	79	11	11
BSW(Social Work)	38	32	15	13
BPA(Performing Arts)/Dance	9	9	9	9
M.Lib.(Library Sc.)	27	26	15	14
M.Journalism	23	23	11	11
MFA(Fine Arts)	6	6	2	2
M.P.Ed.(Phy.Edu.)/MPE/MA(Yoga)	18	18	3	3
MSW(Social Work)	167	163	63	62
M.Music	7	7	7	7
MCA(Computer Appl.)	46	46	27	27
Univ Total :	25,513	16,017	12,910	9,109
<i>National Law School of India</i>				
LL.B(Special/Integrated)	80	80	41	41
LL.M	52	52	31	31

* Back year Data used in respect of the University

Table-7 (Contd....)

State/University & Course Name	Men+Women		Women	
	Total Appeared	Total Passed	Total Appeared	Total Passed
Univ Total :	132	132	72	72
University of Agri.Scs.(Bangalore)				
MBA	28	28	6	6
B.Sc.(Agriculture)	272	272	91	91
B.Sc.(Horticulture)	44	44	12	12
B.Sc.(Forestry)	22	22	5	5
B.Tech.(Dairy Tech/Agri.Engg.)	18	18	6	6
B.Sc.(Sericulture)	15	15	3	3
M.Sc.(Agriculture)	187	187	61	61
M.Sc.(Horticulture)	27	27	2	2
M.Sc.(Forestry)	10	10	1	1
Univ Total :	623	623	187	187
University of Agri.Scs.(Dharwad)				
B.Sc.(H.Sc.)	12	12	12	12
M.Sc.(Home Science)	23	23	23	23
MBM(Business Mngt./Others)	20	11	6	5
B.Sc.(Agriculture)	198	181	48	45
B.Sc.(Forestry)	10	9	2	2
M.Sc.(Agriculture)	151	151	43	40
M.Sc.(Horticulture)	28	28	5	5
M.Sc.(Forestry)	10	7	3	2
Univ Total :	452	422	142	134
Karnatak State Open University				
B.A.	6,449	2,261	3,836	1,436
M.A.	13,174	9,602	7,093	5,305
B.Sc.(Information Sc./Tech..)	1,322	97	528	28
M.Sc.	25	24	17	17
M.Sc.(Information Sc/Tech.)	840	581	336	166
M.Sc.(Bio-Tech.)	11	10	6	6
B.Com.	1,346	231	758	143
M.Com.	2,024	1,383	1,242	911
MBA	1,231	688	520	325
B.Ed.	981	810	416	345
M.Ed.	442	401	152	137
M.Tech. (Information Sc./Tech.)	1,122	830	448	332
B.Lib.(Library Sc.)	470	304	211	150
BFA(Fine Arts)	78	53	17	12
BCA(Computer Appl.)	61	26	10	9
B.Multi Media & Animation	78	68	33	6
M.Lib.(Library Sc.)	283	177	144	93
MCA(Computer Appl.)	66	35	12	8

* Back year Data used in respect of the University

Table-7 (Contd....)

State/University & Course Name	Men+Women		Women	
	Total Appeared	Total Passed	Total Appeared	Total Passed
MJMC (Journalism & Mass Comm.)	322	207	99	71
Univ Total :	30,325	17,788	15,878	9,500
* Rajeev Gandhi Univ.of Health Scs.				
BAMS(Ay.Med.&Surgery)	2,750	1,862	1,011	839
BDS(Dental Surgery)	2,671	1,938	1,513	1,152
BHMS(Homoeopathic)	333	303	175	170
B.Pharm.	4,965	2,415	777	502
B.Sc.(Nursing)	5,713	5,338	3,905	3,692
BUMS(Unani Med&Surg)	61	48	22	18
MBBS	3,510	2,655	1,462	1,125
B.Sc(Med.Lab.Tech.)	222	181	109	100
B.Sc.(Medical)	128	111	50	39
BPT(Physical Therapy)	1,477	1,291	762	683
BNYS(Naturo.& Yogic)	59	48	28	26
MAMS(Ay.Med.&Surgery)/MD(Ayur.)	222	209	43	42
MDS(Dental Surgery)	705	588	196	178
MHMS/GHMS/MD(Homoeopath)	55	47	19	18
M.Pharmacy	446	443	77	77
M.Sc.(Nursing)	238	230	183	175
MS	480	452	137	16
M.Sc.(Medical)	2	2	1	1
MPT/M.Sc.(Physiotherapy)/M.Sports(P	276	142	96	58
MHA (Hospital Admm.)/MMH/MHM	40	34	17	17
DM	5	5	2	2
MCH	12	12	5	5
MD	690	474	158	118
Univ Total :	25,060	18,828	10,748	9,053
Visveswaraiah Technological Univ.				
M.Sc.(Information Sc/Tech.)	25	20	10	8
MBA	5,841	3,765	1,971	1,393
B.Arch.	320	185	175	111
B.Tech./BE	52,811	42,966	15,797	14,224
M.Arch.	6	6	6	6
M.Tech./ME/MS	1,543	1,543	531	531
MCA(Computer Appl.)	2,018	1,838	636	605
Univ Total :	62,564	50,323	19,126	16,878
Karnataka State Women University				
B.A.	1,826	1,660	1,826	1,660
M.A.	30	30	30	30
B.Sc.	402	358	402	358
B.Sc.(H.Sc.)	15	14	15	14

* Back year Data used in respect of the University

Table-7 (Contd....)

State/University & Course Name	Men+Women		Women	
	Total Appeared	Total Passed	Total Appeared	Total Passed
B.Sc.(Food Sc.& Tech.)	44	33	44	33
M.Sc.(Computer Sc.)	32	32	32	32
B.Com.	670	630	670	630
BBA(Business Admin./B.E.I.A.)	167	166	167	166
MBA	40	40	40	40
B.Ed.	1,835	1,762	1,835	1,762
M.Ed.	20	20	20	20
BSW(Social Work)	26	26	26	26
BCA(Computer Appl.)	110	108	110	108
M.A.(Social Work)	37	37	37	37
MJMC (Journalism & Mass Comm.)	10	10	10	10
Univ Total :	5,264	4,926	5,264	4,926
<i>International Instt.of Info.Tech.</i>				
M.Tech./ME/MS	107	107	25	25
MS	6	6	3	3
Univ Total :	113	113	28	28
* <i>Karnataka Vete.Ani.& Fish.Sc.Univ.</i>				
B.Sc.(Dairy Science)	23	23	10	10
B.Fisheries/Fish.Sc.	31	31	10	10
M.Sc.(Dairy Science)	11	11	3	3
B.V.Sc.(Vet. Science)	121	121	20	20
M.V.Sc.(Vet. Science)	52	52	15	15
Univ Total :	238	238	58	58
<i>KLE Academy of Higher Edu.& Research</i>				
BDS(Dental Surgery)	85	71	60	53
B.Sc.(Medical)	32	31	8	8
MDS(Dental Surgery)	43	41	18	17
MS	37	31	13	11
M.Sc.(Medical)	31	31	16	16
DM	3	3	1	1
MCH	2	2	1	1
MD	44	38	12	12
Univ Total :	277	248	129	119
<i>Tumkur University</i>				
B.A.	17,808	5,826	7,831	2,814
M.A.	816	795	268	262
B.Sc.	5,118	3,043	2,715	1,774
M.Sc.	596	438	313	233
B.Com.	8,311	3,404	3,655	1,812
BBM/BMM(Business/Mkt. Mgt.)	5,914	2,357	2,268	1,066
M.Com.	261	261	128	128

* Back year Data used in respect of the University

Table-7 (Contd....)

State/University & Course Name	Men+Women		Women	
	Total Appeared	Total Passed	Total Appeared	Total Passed
MBA	410	405	107	107
B.Ed.	2,016	1,774	1,031	942
M.Ed.	26	24	16	14
LL.B	579	149	64	21
LL.B(Special/Integrated)	451	154	73	24
B.P.Ed.(Phy.Edu.)/BPE/BA(Yoga)	50	50	19	19
BCA(Computer Appl.)	890	606	339	261
Univ Total :	43,246	19,286	18,827	9,477
<i>Indian Institute of Science</i>				
M.Tech./ME/MS	311	311	28	28
Univ Total :	311	311	28	28
<i>Manipal Academy of Higher Education</i>				
B.A .(SLP)	33	33	31	31
M.A.(Living & Preksha Meditation)	21	21	18	18
B.Sc.(Bio-Technology)	46	46	22	22
M.Sc.	2	2	2	2
M.Sc.(Bio-Tech.)	31	30	20	19
BBA(Business Admin./B.E.I.A.	27	21	13	11
B.H.M.(Home Mngt.)	85	78	21	20
BBM/BMM(Business/Mkt. Mgt.)	55	55	29	29
MBA	156	148	68	65
B.Arch.	38	36	24	24
B.Tech./BE	969	945	166	165
BDS(Dental Surgery)	225	186	99	95
B.Pharm.	120	107	36	36
B.Sc.(Nursing)	93	93	13	13
MBBS	642	514	263	233
B.Sc(Med.Lab.Tech.)	7	7	7	7
BPT(Physical Therapy)	64	63	44	43
B.H.M.(Hospital Mngt.)/B.H.I.A.	4	4	3	3
B.N.M.T.(Nuclear Medicine Tech.)	11	11	5	5
B.Optomety	12	12	8	8
B.Sc.(Occupational Therapy)	3	3	2	2
B.Sc.(Nursing)(Post Basic)	34	34	34	34
B.Sc.(ASR-Non Medical)	12	12	7	7
MDS(Dental Surgery)	38	35	16	15
M.Pharmacy	108	108	27	27
M.Sc.(Nursing)	30	30	30	30
MS	163	163	37	37
M.Sc.(Med.Lab.Tech.)	13	13	7	7
M.Sc.(Medical)	219	207	136	129
MPT/M.Sc.(Physiotherapy)/M.Sports(P	38	38	29	29

* Back year Data used in respect of the University

Table-7 (Contd....)

State/University & Course Name	Men+Women		Women	
	Total Appeared	Total Passed	Total Appeared	Total Passed
MHA (Hospital Admm.)/MMH/MHM	2	2	1	1
DM	8	8	3	3
M.Optomety	2	2	1	1
MD	213	191	78	72
M.Sc.(Occupational Therapy)	3	3	3	3
MD(Yogic Sc.)	7	7	6	6
M.Sc.(Non-Medical)	43	43	19	19
B.Journalism/ BA(Journalism)	48	43	27	26
MMC(Mass Comm.)/MMMMC	49	49	30	30
Univ Total :	3,674	3,403	1,385	1,327
<i>National Instt.of Mental H.Neu.Sc.</i>				
M.Sc.(Nursing)	9	9	8	8
DM	7	7	3	3
MCH	6	6	3	3
MD	14	14	3	3
Univ Total :	36	36	17	17
<i>Jawaharlal Nehru Centre for Adv.Stu</i>				
M.Tech./ME/MS	5	5	2	2
Univ Total :	5	5	2	2
<i>National Instt.of Tech.(Surathkal)</i>				
MBA	32	31	16	16
B.Tech./B.E.(Chem.)	35	35	7	7
B.Tech/BE(Meterology)	26	26	7	7
B.E./B.Sc.(Engg.)(Civil)	50	50	6	6
B.E./B.Sc.(Electrical)	67	66	9	9
B.E./B.Sc.(Mechanical)	101	101	2	2
B.E./B.Tech.(Mining)	22	22	9	9
B.E.(Elect.& Comm.)	62	62	7	7
B.E.(Computer Sc.)	69	67	9	9
B.E./B.Tech(Inform.Sc./Tech.)	63	63	8	8
M.E./M.Tech(Chemical/Bio-chemical)	38	36	9	9
ME/M.Tech(Meterology)	20	20	1	1
M.Tech./ME/MS	41	41	7	7
M.E/M.Sc(Engg.& Civil)	67	66	13	13
ME/M.Tech(Elec/Power)	23	22	4	4
M.E./M.Sc(Mechanical)	31	31	13	13
M.E.(Elect.& Comm.)	28	28	8	8
M.E./M.Tech.(Computer Sc.)	34	33	3	3
MCA(Computer Appl.)	53	53	11	11
Univ Total :	862	853	149	149

Swami Vivekanand Yog Anu.Sansthana

* Back year Data used in respect of the University

Table-7 (Contd....)

State/University & Course Name	Men+Women		Women	
	Total Appeared	Total Passed	Total Appeared	Total Passed
B.Sc.(Yogic Sc/Yoga/Phy.Edu..)	15	15	7	7
M.Sc.(Yogic Sc/Yoga/.Phy. Edu.)	20	20	6	6
MD(Yogic Sc.)	3	3	1	1
Univ Total :	38	38	14	14
<i>NITTE University</i>				
BDS(Dental Surgery)	100	89	75	72
Univ Total :	100	89	75	72
<i>Christ College,</i>				
M.A.	83	83	52	52
M.Sc.	186	176	131	131
M.Com.	16	14	13	13
MBA	321	304	113	110
MFM(Finnacial Mngt.)/MFC(Finnacial)	30	29	13	13
MSW(Social Work)	39	38	28	28
MA(Tourism Mgt)/MTM/MTA	52	41	31	26
Univ Total :	727	685	381	373
<i>Sri Siddhartha Acad. of Higher Edu</i>				
B.Tech./BE	395	71	209	56
M.Tech./ME/MS	86	75	37	29
MCA(Computer Appl.)	13	3	11	3
Univ Total :	494	149	257	88
<i>Jagadguru Sri Shivarath. University</i>				
M.Pharmacy	119	119	43	43
Univ Total :	119	119	43	43
State Total :	8,98,017	5,16,289	3,63,981	2,39,152

Kerala

Calicut University

B.A.	28,247	14,785	19,187	11,137
M.A.	3,656	2,105	2,963	1,730
B.Sc.	8,887	6,657	7,287	4,992
B.Sc.(H.Sc.)	51	48	51	48
B.Sc.(Computer Sc.)	452	400	361	340
B.Sc.(Electronic Sc.)	272	223	163	158
B.Sc(Information Sc./Tech..)	111	49	80	25
B.Sc.(Bio-Technology)	118	112	106	104
M.Sc.	2,402	1,339	2,142	1,314
M.Sc.(Home Science)	12	11	12	11
M.Sc.(Computer Sc.)	204	104	174	99

* Back year Data used in respect of the University

Table-7 (Contd....)

State/University & Course Name	Men+Women		Women	
	Total Appeared	Total Passed	Total Appeared	Total Passed
M.Sc.(Electronic Sc.)	50	30	34	13
M.Sc.(Bio-Tech.)	7	7	4	4
B.Com.	34,683	9,049	15,900	4,849
B.C.M.(Comp. Mngt)	46	38	9	8
BBM/BMM(Business/Mkt. Mgt.)	21	18	18	16
M.Com.	21	15	17	11
MBA	578	266	289	152
M.M.M.(Mkt/Material Mgt)	18	17	13	12
B.Ed.	7,830	7,163	4,067	3,524
M.Ed.	131	130	93	92
B.Arch.	47	27	33	25
B.Tech./BE	5,775	2,928	2,170	1,506
M.Tech./ME/MS	72	66	45	41
BAMS(Ay.Med.&Surgery)	298	185	199	142
BDS(Dental Surgery)	105	105	71	68
BHMS(Homoeopathic)	47	45	43	42
B.Pharm.	494	448	285	270
B.Sc.(Nursing)	1,632	1,524	1,237	1,177
MBBS	660	518	338	299
B.Sc(Med.Lab.Tech.)	54	42	36	30
B.Sc.(Medical)	21	18	15	13
BPT(Physical Therapy)	90	55	62	42
B.Sc.(Nursing)(Post Basic)	21	21	21	21
MAMS(Ay.Med.&Surgery)/MD(Ayur.)	13	13	6	6
MDS(Dental Surgery)	15	15	2	2
MHMS/GHMS/MD(Homoeopath)	22	22	17	17
M.Sc.(Nursing)	29	29	28	28
M.Sc.(Med.Lab.Tech.)	19	17	17	16
M.Sc.(Medical)	22	16	16	12
MPT/M.Sc.(Physiotherapy)/M.Sports(P	16	13	5	5
DM	6	6	2	2
MCH	8	8	1	1
MD	63	55	28	26
LL.B	199	103	125	60
BFA(Fine Arts)	37	35	30	28
B.P.Ed.(Phy.Edu.)/BPE/BA(Yoga)	89	57	22	16
BSW(Social Work)	34	33	19	18
BCA(Computer Appl.)	166	150	124	120
B.A.(Tourism Mgt.)/BTM/BTA	38	25	16	11
B.H.M./B.Sc.(Hotel Mngt.)/BHMCT	201	192	12	10
M.Lib.(Library Sc.)	26	24	18	16
M.Journalism	47	36	37	20
MSW(Social Work)	178	77	129	61

* Back year Data used in respect of the University

Table-7 (Contd....)

State/University & Course Name	Men+Women		Women	
	Total Appeared	Total Passed	Total Appeared	Total Passed
MCA(Computer Appl.)	679	459	448	346
MA(Tourism Mgt)/MTM/MTA	15	14	5	5
Univ Total :	99,035	49,947	58,632	33,141
<i>Cochin Univ.of Science & Technology</i>				
M.A.	26	25	25	25
M.Sc.	163	153	117	107
MBA	247	215	88	85
MBE	16	16	10	10
B.Tech./BE	5,824	2,474	635	383
M.Tech./ME/MS	160	152	61	61
M.E./M.Sc.(Engg.)	80	77	50	49
MBBS	115	94	60	55
LL.M	26	24	21	19
MCA(Computer Appl.)	223	159	118	91
Univ Total :	6,880	3,389	1,185	885
<i>Kerala University</i>				
B.A.	11,256	6,496	6,915	4,144
B.Sc.	9,911	5,447	5,394	3,774
B.Sc.(Computer Sc.)	880	510	394	245
M.Stat.	18	10	15	9
B.Com.	14,041	4,519	9,942	3,602
B.Com.(Hons.)	161	47	27	17
BBA(Business Admin./B.E.I.A.)	320	216	145	121
M.Com.	261	240	210	195
MBA	326	197	110	95
B.Ed.	5,294	4,634	4,471	4,160
M.Ed.	192	182	161	152
B.Arch.	82	62	43	36
B.Tech./BE	7,076	2,584	2,913	1,210
M.Tech./ME/MS	172	135	93	71
BAMS(Ay.Med.&Surgery)	209	142	144	110
BDS(Dental Surgery)	73	73	48	48
BHMS(Homoeopathic)	99	85	81	71
B.Pharm.	286	151	200	101
B.Sc.(Nursing)	624	605	524	505
MBBS	420	382	220	206
B.Sc(Med.Lab.Tech.)	22	22	15	15
BPT(Physical Therapy)	25	20	13	13
BSMS	50	50	36	36
MDS(Dental Surgery)	21	21	9	8
M.Pharmacy	23	23	19	19
M.Sc.(Nursing)	28	28	24	24

* Back year Data used in respect of the University

Table-7 (Contd....)

State/University & Course Name	Men+Women		Women	
	Total Appeared	Total Passed	Total Appeared	Total Passed
MS	24	24	12	12
MCH	16	15	1	1
MD	75	74	20	20
LL.B	387	166	140	91
LL.B(Special/Integrated)	164	103	82	59
LL.M	28	27	15	15
BFA(Fine Arts)	83	80	5	5
BCA(Computer Appl.)	28	23	13	11
MSW(Social Work)	24	24	13	13
MCA(Computer Appl.)	413	165	150	140
Univ Total :	53,112	27,582	32,617	19,354

Kerala Agricultural University

M.Sc.(Home Science)	6	6	6	6
B.Sc.(Agriculture)	103	103	73	73
B.Fisheries/Fish.Sc.	36	36	29	29
B.Sc.(Forestry)	16	16	4	4
B.Tech.(Dairy Tech/Agri.Engg.)	40	40	29	29
M.Sc.(Agriculture)	19	19	12	12
M.Sc.(Horticulture)	5	5	3	3
M.Fisheries/Fish.Sc.	1	1	0	0
B.V.Sc.(Vet. Science)	101	101	47	47
M.V.Sc.(Vet. Science)	42	42	30	30
Univ Total :	369	369	233	233

Mahatma Gandhi University

B.A.	9,437	6,309	5,813	4,332
M.A.	2,095	741	1,753	629
B.Sc.	7,056	4,483	4,578	3,334
B.Sc.(Computer Sc.)	1,048	485	592	349
B.Sc.(Electronic Sc.)	927	211	213	101
M.Sc.	2,402	1,156	1,928	927
M.Sc.(Home Science)	59	40	25	17
M.Sc.(Computer Sc.)	142	75	79	42
M.Sc.(Electronic Sc.)	82	54	35	23
M.A.Sc.(Applied Scs.)	17	9	3	3
M.Sc.(Bio-Tech.)	211	112	91	48
B.Com.	14,251	6,751	5,754	4,657
BBA(Business Admin./B.E.I.A.	1,231	425	628	220
BBM/BMM(Business/Mkt. Mgt.)	117	52	47	28
M.Com.	2,748	1,281	1,912	894
MBA	30	29	12	12
M.H.R.M.(Human Resource Mngt.)	126	115	54	49
B.Ed.	4,911	4,866	4,386	4,355

* Back year Data used in respect of the University

Table-7 (Contd....)

State/University & Course Name	Men+Women		Women	
	Total Appeared	Total Passed	Total Appeared	Total Passed
M.Ed.	385	323	331	279
B.Tech./BE	7,783	3,713	3,347	1,597
M.Tech./ME/MS	47	47	20	20
M.E./M.Sc.(Engg.)	83	49	5	3
BAMS(Ay.Med.&Surgery)	79	47	62	42
BDS(Dental Surgery)	140	136	91	88
BHMS(Homoeopathic)	87	81	76	72
B.Pharm.	44	23	26	20
B.Sc.(Nursing)	1,211	1,187	521	510
MBBS	271	243	133	127
B.Sc(Med.Lab.Tech.)	195	144	150	124
B.Sc.(Medical)	66	46	55	42
BPT(Physical Therapy)	147	106	103	81
M.Pharmacy	2	1	2	1
M.Sc.(Nursing)	22	22	19	19
M.Sc.(Medical)	38	30	19	19
MPT/M.Sc.(Physiotherapy)/M.Sports(P	22	11	14	4
MHA (Hospital Admm.)/MMH/MHM	33	12	14	5
MCH	7	7	2	2
MD	48	41	15	14
LL.B	87	40	37	17
B.P.Ed.(Phy.Edu.)/BPE/BA(Yoga)	48	36	8	7
BSW(Social Work)	49	27	32	23
BCA(Computer Appl.)	2,835	733	1,433	445
M.Journalism	32	32	12	12
MFA(Fine Arts)	25	25	11	11
MSW(Social Work)	247	196	106	84
M.Music	15	5	6	2
MPA(Performing Arts)/Dance	6	1	3	0
MCA(Computer Appl.)	858	725	502	480
MA(Tourism Mgt)/MTM/MTA	62	37	27	16
Univ Total :	61,864	35,320	35,085	24,186

Kannur University

B.A.	2,167	1,704	1,684	1,478
B.A .(SLP)	30	26	28	24
M.A.	307	273	141	124
B.Sc.	2,372	2,077	1,302	1,123
M.Sc.	273	243	157	135
M.Sc.(Computer Sc.)	54	23	43	21
M.Sc.(Electronic Sc.)	3	3	2	2
B.Com.	1,328	948	596	491
BBA(Business Admin./B.E.I.A.	109	78	48	41
BBM/BMM(Business/Mkt. Mgt.)	417	297	171	134

* Back year Data used in respect of the University

Table-7 (Contd....)

State/University & Course Name	Men+Women		Women	
	Total Appeared	Total Passed	Total Appeared	Total Passed
M.Com.	115	91	66	60
MBA	215	207	116	110
B.Ed.	1,564	1,466	1,444	1,348
M.Ed.	25	25	20	20
B.Tech./BE	58	51	24	22
B.E./B.Sc.(Engg.)(Civil)	62	58	34	33
B.E./B.Sc.(Mechanical)	233	148	100	64
B.E.(Elect.& Comm.)	352	308	134	116
B.E.(Electrical&Elect.)	239	170	88	64
B.E.(Computer Sc.)	284	199	168	121
B.E./B.Tech(Inform.Sc./Tech.)	47	44	29	28
BAMS(Ay.Med.&Surgery)	140	96	104	72
BDS(Dental Surgery)	141	115	96	81
B.Pharm.	180	121	109	80
B.Sc.(Nursing)	369	325	289	272
MBBS	115	106	60	58
BPT(Physical Therapy)	28	28	16	16
MAMS(Ay.Med.&Surgery)/MD(Ayur.)	9	9	6	6
MS	12	11	4	4
M.Sc.(Medical)	40	39	32	31
LL.M	5	5	3	3
B.P.Ed.(Phy.Edu.)/BPE/BA(Yoga)	32	27	16	15
BCA(Computer Appl.)	63	30	44	12
M.P.Ed.(Phy.Edu.)/MPE/MA(Yoga)	30	26	12	10
MSW(Social Work)	26	25	16	16
M.Music	4	4	4	4
MCA(Computer Appl.)	147	90	92	62
MJMC (Journalism & Mass Comm.)	19	18	13	12
Univ Total :	11,614	9,514	7,311	6,313
<i>Sree Sankarcharya Sanskrit Univ.</i>				
B.A.	277	168	227	150
M.A.	419	418	351	351
BFA(Fine Arts)	16	15	2	2
B.Music	13	7	10	7
BPA(Performing Arts)/Dance	22	22	19	19
M.A.(Social Work)	95	89	57	53
Univ Total :	842	719	666	582
<i>Kerala Kalamandalam</i>				
BFA(Fine Arts)	47	26	25	20
MFA(Fine Arts)	37	37	25	25
Univ Total :	84	63	50	45

* Back year Data used in respect of the University

Table-7 (Contd....)

State/University & Course Name	Men+Women		Women	
	Total Appeared	Total Passed	Total Appeared	Total Passed
<i>National Instt.of Tech.(Calicut)</i>				
B.Arch.	35	28	15	12
B.Tech./BE	463	429	104	91
M.Tech./ME/MS	265	257	66	64
Univ Total :	763	714	185	167
* <i>Sree Chitra T.I.for Med.Scs.& Tech.</i>				
DM	18	18	1	1
MCH	9	9	4	4
Univ Total :	27	27	5	5
State Total :	2,34,590	1,27,644	1,35,969	84,911

Madhya Pradesh

*** *Awadesh Pratap Singh University***

B.A.	7,161	4,296	2,607	1,565
M.A.	3,502	2,101	1,485	890
B.Sc.	2,713	1,721	866	521
B.Sc.(H.Sc.)	65	39	65	39
M.Sc.	538	333	165	99
M.Sc.(Home Science)	32	26	32	26
B.Com.	1,758	1,054	716	429
BBA(Business Admin./B.E.I.A.)	98	69	32	26
M.Com.	641	384	155	93
MBA	120	84	40	28
B.Ed.	1,719	1,203	611	428
M.Ed.	55	39	25	18
MBBS	45	35	15	12
MAMS(Ay.Med.&Surgery)/MD(Ayur.)	65	47	20	16
MS	15	15	7	7
MD	22	18	10	10
LL.B(Special/Integrated)	1,576	946	604	362
B.Lib.(Library Sc.)	6	6	2	2
B.P.Ed.(Phy.Edu.)/BPE/BA(Yoga)	110	107	29	27
M.Lib.(Library Sc.)	2	2	1	1
M.P.Ed.(Phy.Edu.)/MPE/MA(Yoga)	58	57	25	24
Univ Total :	20,301	12,582	7,512	4,623

Barkatullah Vishwavidyalaya

B.A.	15,488	13,157	7,172	6,422
M.A.	6,454	5,768	3,063	2,899
B.Sc.	5,568	4,728	3,072	2,803
M.Sc.	1,767	1,343	1,112	804

* Back year Data used in respect of the University

Table-7 (Contd....)

State/University & Course Name	Men+Women		Women	
	Total Appeared	Total Passed	Total Appeared	Total Passed
M.Sc.(Home Science)	45	23	45	23
M.Sc.(Computer Sc.)	134	125	104	95
M.Stat.	5	5	4	4
M.Sc.(Bio-Tech.)	220	178	145	123
B.Com.	10,527	8,975	4,158	3,850
BBA(Business Admin./B.E.I.A.)	949	587	254	189
M.Com.	1,605	1,414	693	634
MBA	3,605	2,198	1,328	1,000
MCM(Computer Mngt.)	35	15	15	3
B.Ed.	8,613	6,460	4,460	3,273
M.Ed.	586	522	324	297
M.Tech./ME/MS	4	4	2	2
B.Sc(Med.Lab.Tech.)	4	4	1	1
M.Pharmacy	19	19	12	12
M.Sc.(Nursing)	7	7	4	4
MS	26	25	4	4
M.Sc.(Medical)	8	8	5	5
MCH	1	1	0	0
MD	45	44	18	17
LL.B	769	598	202	171
LL.M	150	125	45	40
B.Lib.(Library Sc.)	362	262	239	147
B.P.Ed.(Phy.Edu.)/BPE/BA(Yoga)	1,049	936	314	266
BCA(Computer Appl.)	2,536	2,083	907	788
M.Lib.(Library Sc.)	177	114	126	95
MFA(Fine Arts)	10	10	5	5
M.P.Ed.(Phy.Edu.)/MPE/MA(Yoga)	25	24	4	4
M.A.(Social Work)	27	27	27	27
MCA(Computer Appl.)	12	12	4	4
Univ Total :	60,832	49,801	27,868	24,011

* *Devi Ahilya Vishwavidyalaya*

B.A.	11,323	8,076	5,024	3,751
B.A.(Home Science)	117	90	50	39
M.A.	5,724	4,674	2,646	2,209
M.A.(Home Science)	23	12	10	5
B.Sc.	3,459	1,495	1,352	585
B.Sc.(Hons.)	426	373	124	111
B.Sc.(H.Sc.)	104	95	104	95
M.Sc.	222	168	124	101
M.Sc.(Home Science)	27	20	27	20
B.Com.	10,717	4,834	4,183	3,387
BBA(Business Admin./B.E.I.A.)	581	42	139	25
M.Com.	2,504	1,919	1,002	841

* Back year Data used in respect of the University

Table-7 (Contd....)

State/University & Course Name	Men+Women		Women	
	Total Appeared	Total Passed	Total Appeared	Total Passed
MBA	488	310	157	108
B.Ed.	186	167	77	70
M.Ed.	9	8	6	6
BAMS(Ay.Med.&Surgery)	16	7	4	4
BDS(Dental Surgery)	35	28	12	11
BHMS(Homoeopathic)	18	9	6	4
B.Sc.(Nursing)	78	67	78	67
BUMS(Unani Med&Surg)	3	2	1	1
MBBS	281	173	92	66
B.Sc.(Medical)	222	167	95	72
MDS(Dental Surgery)	3	2	1	1
MS	43	31	21	18
MD	32	26	9	7
LL.B	306	179	43	26
LL.M	3	1	3	1
B.Lib.(Library Sc.)	30	28	8	7
B.Journalism/ BA(Journalism)	61	50	31	29
B.P.Ed.(Phy.Edu.)/BPE/BA(Yoga)	46	41	6	5
MFA(Fine Arts)	58	37	34	23
M.P.Ed.(Phy.Edu.)/MPE/MA(Yoga)	35	30	8	6
M.A.(Social Work)	117	101	21	19
MPA(Performing Arts)/Dance	4	2	1	1
Univ Total :	37,301	23,264	15,499	11,721

* **Dr.Hari Singh Gaur University**

B.A.	9,032	6,201	3,655	3,655
M.A.	5,003	4,344	2,221	2,221
B.Sc.	2,279	1,619	985	985
M.Sc.	401	157	85	85
B.Com.	2,749	2,357	1,005	1,005
BBA(Business Admin./B.E.I.A.)	236	123	98	98
M.Com.	936	848	362	362
MBA	39	21	16	16
B.Tech./BE	18	18	9	9
B.Pharm.	62	55	25	25
M.Pharmacy	50	50	21	21
LL.B	910	789	365	365
LL.M	28	14	9	9
B.Lib.(Library Sc.)	98	60	42	42
B.Journalism/ BA(Journalism)	37	26	16	16
BCA(Computer Appl.)	162	162	65	65
M.Lib.(Library Sc.)	191	87	76	76
M.Journalism	1	1	0	0
MCA(Computer Appl.)	38	34	13	13

* Back year Data used in respect of the University

Table-7 (Contd....)

State/University & Course Name	Men+Women		Women	
	Total Appeared	Total Passed	Total Appeared	Total Passed
Univ Total :	22,270	16,966	9,068	9,068
* Jiwaji University				
B.A.	8,687	5,687	3,411	2,585
M.A.	4,967	3,702	2,384	1,921
B.Sc.	2,606	1,845	820	672
B.Sc.(H.Sc.)	139	125	139	125
M.Sc.	589	362	280	207
M.Sc.(Home Science)	13	5	13	5
B.Com.	3,081	1,787	1,057	715
BBA(Business Admin./B.E.I.A.	105	50	26	18
M.Com.	786	655	339	304
B.Ed.	303	260	83	73
M.Ed.	9	6	4	3
B.E./B.Sc.(Engg.)(Civil)	77	25	46	1
B.E./B.Sc.(Electrical)	84	56	84	56
B.E./B.Sc.(Mechanical)	107	73	1	1
B.E.(Elect.& Comm.)	104	82	26	22
BAMS(Ay.Med.&Surgery)	8	7	3	3
BHMS(Homoeopathic)	42	38	12	11
B.Pharm.	65	59	6	6
B.Sc.(Nursing)	68	61	68	61
MBBS	165	145	46	41
MS	30	22	4	4
MCH	4	2	2	1
MD	36	19	12	10
LL.B	488	226	79	47
B.Lib.(Library Sc.)	75	35	34	20
B.P.Ed.(Phy.Edu.)/BPE/BA(Yoga)	91	83	26	24
BCA(Computer Appl.)	81	25	8	5
M.Lib.(Library Sc.)	52	41	25	18
M.P.Ed.(Phy.Edu.)/MPE/MA(Yoga)	118	83	23	14
MCA(Computer Appl.)	36	34	5	5
Univ Total :	23,016	15,600	9,066	6,978
* M.L.C.National Univ.of Journalism				
B.A.	30	28	12	11
B.A.(Hons.)	160	147	100	92
M.A.	21	19	14	13
M.Sc.(Information Sc/Tech.)	251	232	79	74
M.Tech. (Information Sc./Tech.)	116	107	22	20
B.Lib.(Library Sc.)	75	69	40	37
B.Journalism/ BA(Journalism)	55	51	26	24
BCA(Computer Appl.)	5,889	3,830	1,208	921

* Back year Data used in respect of the University

Table-7 (Contd....)

State/University & Course Name	Men+Women		Women	
	Total Appeared	Total Passed	Total Appeared	Total Passed
BMC(Mass Comm.)/BMMMC	12	10	4	4
B.J.M.C.(Journalism & Mass Comm.)	20	18	6	6
B.Multi Media & Animation	69	64	13	12
M.Lib.(Library Sc.)	26	24	9	8
M.Journalism	49	46	10	10
M.A.(Social Work)	10	10	6	6
MCA(Computer Appl.)	46	42	14	13
MURP(Urban,Reg.Plg.)	25	23	12	11
MMC(Mass Comm.)/MMMMC	43	40	5	5
MJMC (Journalism & Mass Comm.)	17	16	8	7
M.Multi Media & Animation	47	43	16	14
Univ Total :	6,961	4,819	1,604	1,288
* M.P.Bhoj (Open) University				
B.A.	11,145	3,616	4,592	1,483
M.A.	1,325	488	641	238
B.Com.	5,880	2,062	2,034	683
M.Com.	1,275	470	436	162
Univ Total :	19,625	6,636	7,703	2,566
* M.G.Chitrakoot Gramodaya Vishwa.				
B.A.	105	94	34	30
B.Sc.	22	20	6	6
M.Sc.	52	48	17	16
MBA	55	50	10	10
B.Ed.	124	114	31	29
B.Tech./BE	72	44	8	6
B.Sc.(Agriculture)	39	31	3	2
M.Sc.(Agriculture)	20	18	3	2
B.Lib.(Library Sc.)	13	10	6	5
B.Journalism/ BA(Journalism)	12	9	4	2
BFA(Fine Arts)	14	8	1	1
BCA(Computer Appl.)	22	20	5	5
M.A.(Social Work)	25	18	6	3
Univ Total :	575	484	134	117
* Rani Durgavati Vishwavidyalaya				
B.A.	10,865	10,865	3,736	3,736
M.A.	5,312	5,312	2,190	2,190
B.Sc.	3,027	3,027	1,125	1,125
B.Sc.(H.Sc.)	775	775	775	775
M.Sc.	247	247	95	95
M.Sc.(Home Science)	575	575	575	575
B.Com.	5,378	5,378	2,018	2,018

* Back year Data used in respect of the University

Table-7 (Contd....)

State/University & Course Name	Men+Women		Women	
	Total Appeared	Total Passed	Total Appeared	Total Passed
BBA(Business Admin./B.E.I.A.	310	310	110	110
M.Com.	1,364	1,364	490	490
MBA	845	845	322	322
B.Ed.	2,835	2,835	935	935
M.Ed.	75	75	25	25
BAMS(Ay.Med.&Surgery)	165	90	75	75
BDS(Dental Surgery)	290	290	115	115
B.Sc.(Nursing)	1,113	1,113	713	713
MBBS	324	324	142	142
M.Sc.(Nursing)	33	33	11	11
MS	13	13	4	4
MD	63	63	23	23
LL.B	800	800	300	300
B.Lib.(Library Sc.)	29	29	9	9
B.Journalism/ BA(Journalism)	75	58	17	17
B.P.Ed.(Phy.Edu.)/BPE/BA(Yoga)	179	179	84	84
BCA(Computer Appl.)	230	230	110	110
M.Lib.(Library Sc.)	24	24	12	12
M.Journalism	4	3	1	1
M.P.Ed.(Phy.Edu.)/MPE/MA(Yoga)	45	45	14	14
MSW(Social Work)	17	17	7	7
M.Music	26	26	9	9
M.A.(Social Work)	16	16	6	6
Univ Total :	35,054	34,961	14,048	14,048

Vikram University

B.A.	7,165	5,197	3,188	2,589
Shastri(B.A.)	15	6	6	3
M.A.	3,301	2,875	1,551	1,380
B.Sc.	2,212	1,750	1,201	1,035
B.Sc.(Hons.)	45	45	30	30
B.Sc.(H.Sc.)	61	54	61	54
M.Sc.	635	371	260	230
M.Sc.(Home Science)	1	1	1	1
B.Com.	5,268	4,050	1,987	1,620
B.Com.(Hons.)	50	50	14	14
BBA(Business Admin./B.E.I.A.	155	90	40	28
M.Com.	750	647	433	402
MBA	220	217	87	85
M.E.M.(Environ. Mngt.)	18	18	8	8
B.Ed.	285	278	137	135
M.Ed.	66	57	40	37
BAMS(Ay.Med.&Surgery)	80	58	27	21
BHMS(Homoeopathic)	75	62	22	21

* Back year Data used in respect of the University

Table-7 (Contd....)

State/University & Course Name	Men+Women		Women	
	Total Appeared	Total Passed	Total Appeared	Total Passed
B.Pharm.	35	35	10	10
BUMS(Unani Med&Surg)	18	7	8	3
MBBS	46	33	7	6
BPT(Physical Therapy)	12	12	7	7
LL.B	805	596	180	143
LL.M	11	7	6	5
B.Lib.(Library Sc.)	28	15	19	9
B.P.Ed.(Phy.Edu.)/BPE/BA(Yoga)	42	30	4	4
BCA(Computer Appl.)	175	130	82	74
M.Lib.(Library Sc.)	22	20	18	15
M.Journalism	21	21	12	12
MFA(Fine Arts)	15	14	12	12
M.Music	5	5	4	4
M.A.(Social Work)	40	40	16	16
MCA(Computer Appl.)	28	27	15	14
Univ Total :	21,705	16,818	9,493	8,027
<i>M.M. Yogi Vedic Vishwavidyalaya</i>				
BBA(Business Admin./B.E.I.A.)	149	94	14	11
MBA	39	18	6	5
B.P.Ed.(Phy.Edu.)/BPE/BA(Yoga)	48	48	18	18
BCA(Computer Appl.)	685	373	137	88
Univ Total :	921	533	175	122
<i>J.N.Krishi Vishwavidyalaya</i>				
B.Sc.(Agriculture)	361	340	88	78
B.Tech.(Dairy Tech/Agri.Engg.)	107	102	24	24
M.Sc.(Agriculture)	214	48	67	20
M.Tech.(Dairy Tech/Agri. Engg.)	16	2	2	1
Univ Total :	698	492	181	123
<i>National Law Institute</i>				
LL.B(Special/Integrated)	79	70	37	33
LL.M	34	28	13	13
Univ Total :	113	98	50	46
* <i>R.G.Proudyogiki Vishwavidyalaya</i>				
B.Tech./B.E.(Chem.)	127	98	21	18
B.Arch.	78	57	35	28
B.Tech./BE	1,774	1,404	349	313
B.Sc.(Textile)	34	29	5	5
B.E./B.Sc.(Engg.)(Civil)	549	345	77	54
B.E./B.Sc.(Electrical)	523	414	118	105
B.E./B.Sc.(Mechanical)	2,936	1,955	76	58
B.E.(Elect.& Comm.)	4,603	3,842	861	799

* Back year Data used in respect of the University

Table-7 (Contd....)

State/University & Course Name	Men+Women		Women	
	Total Appeared	Total Passed	Total Appeared	Total Passed
B.E.(Environmental)	4	3	2	1
B.E.(Computer Sc.)	3,281	2,786	888	817
B.E./B.Tech(Inform.Sc./Tech.)	1,683	1,409	487	460
M.E/M.Sc(Engg.& Civil)	11	7	3	2
ME/M.Tech(Elec/Power)	11	11	5	5
M.E./M.Sc(Mechanical)	22	22	4	4
M.E.(Elect.& Comm.)	29	29	11	10
M.E.(Environ.Engg.)	5	5	1	1
M.E./M.Tech.(Computer Sc.)	35	35	8	8
M.Tech. (Information Sc./Tech.)	22	22	5	5
B.Pharm.	1,907	1,645	225	213
M.Pharmacy	120	116	28	28
MCA(Computer Appl.)	1,528	1,512	495	493
Univ Total :	19,282	15,746	3,704	3,427
<i>L.B.National Instt.of Physical Edu.</i>				
B.P.Ed.(Phy.Edu.)/BPE/BA(Yoga)	120	120	35	35
M.P.Ed.(Phy.Edu.)/MPE/MA(Yoga)	66	66	20	20
Univ Total :	186	186	55	55
<i>Indian Instt.of Info.Tech.& Mngt.</i>				
MBA	69	69	11	11
M.Tech./ME/MS	73	73	14	14
Univ Total :	142	142	25	25
<i>Maulana Azad National Instt.of Tech</i>				
MBA	69	69	30	30
B.Arch.	28	28	10	10
B.E./B.Sc.(Engg.)(Civil)	54	53	11	11
B.E./B.Sc.(Electrical)	68	65	7	7
B.E./B.Sc.(Mechanical)	70	70	30	30
B.E.(Elect.& Comm.)	95	94	12	12
B.E.(Computer Sc.)	58	58	3	3
B.E./B.Tech(Inform.Sc./Tech.)	57	57	10	10
M.Arch.	6	6	5	5
M.Tech./ME/MS	210	210	50	50
MCA(Computer Appl.)	53	53	13	13
Univ Total :	768	763	181	181
State Total :	2,69,750	1,99,891	1,06,366	86,426

Maharashtra

Sant Gadge Baba Amravati University

* Back year Data used in respect of the University

Table-7 (Contd....)

State/University & Course Name	Men+Women		Women	
	Total Appeared	Total Passed	Total Appeared	Total Passed
B.A.	21,271	4,058	12,440	2,390
M.A.	6,774	2,708	3,931	1,672
B.Sc.	4,706	1,456	2,265	894
B.Sc.(H.Sc.)	101	51	101	51
M.Sc.	1,076	504	680	328
M.Sc.(Home Science)	28	20	28	20
B.Com.	6,085	2,204	2,227	1,055
BBA(Business Admin./B.E.I.A.)	487	74	169	33
M.Com.	222	158	136	100
MBA	385	322	131	112
MCM(Computer Mngt.)	255	182	198	143
MIRPM(Industrial Relation & Personnel)	59	43	28	22
B.Ed.	4,532	3,793	2,733	2,308
M.Ed.	107	77	66	45
B.Arch.	19	19	13	13
B.Tech./BE	3,464	2,649	881	814
B.Sc.(Textile)	64	55	16	14
M.Tech./ME/MS	351	117	111	36
B.Pharm.	500	432	97	92
MAMS(Ay.Med.&Surgery)/MD(Ayur.)	1	1	0	0
M.Pharmacy	61	50	11	9
LL.B	681	254	293	132
LL.M	82	67	39	30
B.Lib.(Library Sc.)	211	99	109	71
B.P.Ed.(Phy.Edu.)/BPE/BA(Yoga)	2,395	1,773	533	377
BSW(Social Work)	316	179	115	77
BPA(Performing Arts)/Dance	23	3	10	2
BCA(Computer Appl.)	803	396	322	202
BMC(Mass Comm.)/BMMMC	113	61	46	23
M.Lib.(Library Sc.)	134	31	81	23
M.P.Ed.(Phy.Edu.)/MPE/MA(Yoga)	123	101	23	19
MSW(Social Work)	349	286	166	140
MCA(Computer Appl.)	239	232	124	121
MMC(Mass Comm.)/MMMMC	61	40	25	20
Univ Total :	56,078	22,495	28,148	11,388

Mumbai University

B.A.	25,479	17,049	15,792	11,375
M.A.	5,109	3,594	3,610	505
B.Ed.	8,541	6,953	6,494	5,433
M.Ed.	166	130	111	70
B.Lib.(Library Sc.)	72	44	52	37
B.P.Ed.(Phy.Edu.)/BPE/BA(Yoga)	171	157	64	63
BSW(Social Work)	42	41	27	27

* Back year Data used in respect of the University

Table-7 (Contd....)

State/University & Course Name	Men+Women		Women	
	Total Appeared	Total Passed	Total Appeared	Total Passed
B.Music	5	3	3	2
M.Lib.(Library Sc.)	24	23	21	21
M.Journalism	48	40	28	24
M.P.Ed.(Phy.Edu.)/MPE/MA(Yoga)	49	47	18	18
MSW(Social Work)	62	56	39	37
M.Music	8	6	3	2
Univ Total :	39,776	28,143	26,262	17,614

* **Dr.B.S.Ambedkar Marathwada Univ.**

B.A.	14,552	10,839	4,791	2,677
M.A.	7,128	2,476	1,832	795
B.Sc.	7,515	2,280	2,287	1,289
M.Sc.	1,703	816	588	297
B.Com.	3,257	2,444	1,020	772
M.Com.	415	401	78	68
MBA	112	72	19	13
B.Ed.	2,767	1,867	952	731
M.Ed.	111	109	59	49
B.Tech./B.E.(Chem.)	61	34	9	8
B.Arch.	53	24	22	18
B.E./B.Sc.(Engg.)(Civil)	252	155	37	36
B.E./B.Sc.(Electrical)	147	97	21	19
B.E./B.Sc.(Mechanical)	433	308	32	31
M.E./M.Tech(Chemical/Bio-chemical)	59	31	6	5
M.E/M.Sc(Engg.& Civil)	24	22	5	3
ME/M.Tech(Elec/Power)	89	40	41	19
M.E./M.Sc(Mechanical)	48	47	2	1
LL.B	590	352	128	38
LL.M	180	140	41	41
B.Journalism/ BA(Journalism)	184	102	26	13
B.P.Ed.(Phy.Edu.)/BPE/BA(Yoga)	787	755	208	147
M.Lib.(Library Sc.)	12	11	5	4
M.Journalism	52	35	4	3
M.P.Ed.(Phy.Edu.)/MPE/MA(Yoga)	96	71	16	12
MSW(Social Work)	54	21	22	18
M.Music	34	28	16	14
Univ Total :	40,715	23,577	12,267	7,121

Dr.Babasaheb Ambedkar Tech.Univ.

B.Tech./BE	448	448	110	110
Univ Total :	448	448	110	110

Dr.Panjabrao Deshmukh Krishi Vishw.

B.E./B.Tech.(Ag.Engg)	60	58	15	15
-----------------------	----	----	----	----

* Back year Data used in respect of the University

Table-7 (Contd....)

State/University & Course Name	Men+Women		Women	
	Total Appeared	Total Passed	Total Appeared	Total Passed
B.Tech.(Food Science)	24	24	6	6
M.E./M.Tech.(Ag.Engg)	16	15	6	6
B.Sc.(Agriculture)	890	845	173	165
B.Sc.(Horticulture)	82	73	21	16
B.Sc.(Forestry)	26	24	8	8
M.Sc.(Agriculture)	218	199	58	56
M.Sc.(Horticulture)	23	21	8	7
M.Sc.(Forestry)	4	2	1	1
Univ Total :	1,343	1,261	296	280
<i>Konkan Krishi Vishwavidyalaya</i>				
B.E./B.Tech.(Ag.Engg)	33	33	12	12
M.E./M.Tech.(Ag.Engg)	7	6	3	3
B.Sc.(Agriculture)	130	122	63	38
B.Sc.(Horticulture)	30	29	9	6
B.Fisheries/Fish.Sc.	35	35	18	17
B.Sc.(Forestry)	32	27	17	6
M.Sc.(Agriculture)	52	48	20	15
M.Sc.(Horticulture)	10	7	8	4
M.Fisheries/Fish.Sc.	10	8	3	1
M.Sc.(Forestry)	6	4	4	2
Univ Total :	345	319	157	104
<i>Mahatma Phule Krishi Vidyapeeth</i>				
BBA(Business Admin./B.E.I.A.)	234	101	41	30
MBA	30	25	8	5
B.E./B.Tech.(Ag.Engg)	296	291	60	57
B.E. (Food Tech.)	227	77	61	23
M.E./M.Tech.(Ag.Engg)	18	18	7	7
B.Sc.(Agriculture)	2,426	1,322	626	397
B.Sc.(Horticulture)	210	120	63	28
M.Sc.(Agriculture)	204	186	64	55
M.Sc.(Horticulture)	24	13	7	5
Univ Total :	3,669	2,153	937	607
<i>Marathwada Agricultural University</i>				
B.Sc.(H.Sc.)	23	23	20	20
M.Sc.(Home Science)	10	10	10	10
BBM/BMM(Business/Mkt. Mgt.)	39	39	3	3
B.E./B.Tech.(Ag.Engg)	94	94	16	16
B.Tech.(Food Science)	266	266	52	52
M.E./M.Tech.(Ag.Engg)	17	17	4	4
M.Tech./M.Sc.Tech.(Food Science)	13	13	6	6
B.Sc.(Agriculture)	872	872	124	124

* Back year Data used in respect of the University

Table-7 (Contd....)

State/University & Course Name	Men+Women		Women	
	Total Appeared	Total Passed	Total Appeared	Total Passed
B.Sc.(Horticulture)	31	31	6	6
M.Sc.(Agriculture)	162	162	37	37
Univ Total :	1,527	1,527	278	278
<i>The RTM Nagpur University</i>				
B.A.	22,395	9,804	14,195	6,529
M.A.	8,493	4,058	5,368	2,639
B.Sc.	5,629	2,513	3,376	1,689
M.Sc.	1,624	867	1,092	635
M.Sc.(Home Science)	59	30	59	30
M.Sc.(Computer Sc.)	118	64	91	57
M.Sc.(Electronic Sc.)	15	11	8	6
M.Sc.(Bio-Tech.)	51	47	40	37
B.Com.	6,981	3,732	2,850	1,792
BBA(Business Admin./B.E.I.A.)	1,680	1,134	638	472
M.Com.	1,534	474	831	300
MBA	1,668	1,447	603	510
B.Ed.	10,046	5,456	6,881	3,970
M.Ed.	778	715	568	530
B.Arch.	1,034	558	690	401
B.E./B.Sc.(Engg.)(Civil)	404	376	89	88
B.E./B.Sc.(Electrical)	632	577	192	183
B.E./B.Sc.(Mechanical)	1,284	1,143	67	65
B.E./B.Tech.(Mining)	36	36	15	15
B.E.(Elect.& Comm.)	444	419	130	129
B.E.(Computer Sc.)	356	329	148	139
M.Arch.	6	6	6	6
B.Pharm.	775	592	220	204
LL.B	459	218	207	112
LL.B(Special/Integrated)	267	144	136	80
LL.M	149	144	95	95
B.Lib.(Library Sc.)	390	144	239	98
B.Journalism/ BA(Journalism)	152	33	66	17
B.P.Ed.(Phy.Edu.)/BPE/BA(Yoga)	3,007	2,114	608	440
BSW(Social Work)	491	334	290	209
BCA(Computer Appl.)	1,523	1,065	715	479
M.Lib.(Library Sc.)	409	163	277	128
MFA(Fine Arts)	29	22	13	12
M.P.Ed.(Phy.Edu.)/MPE/MA(Yoga)	318	281	54	44
M.Music	32	25	24	18
MCA(Computer Appl.)	509	501	245	209
Univ Total :	73,777	39,576	41,126	22,367

North Maharashtra University

* Back year Data used in respect of the University

Table-7 (Contd....)

State/University & Course Name	Men+Women		Women	
	Total Appeared	Total Passed	Total Appeared	Total Passed
B.A.	8,686	4,537	3,735	2,214
M.A.	2,950	2,189	1,297	1,014
B.Sc.	2,213	1,657	173	52
B.Sc.(Computer Sc.)	1,220	1,132	33	15
M.Sc.	1,687	872	536	291
M.Sc.(Computer Sc.)	337	155	212	114
B.Com.	3,208	2,331	86	59
BBA(Business Admin./B.E.I.A.	78	61	14	14
BBM/BMM(Business/Mkt. Mgt.)	404	262	156	114
M.Com.	1,035	633	473	382
MBA	567	479	106	99
MBM(Business Mngt.)/Others	1,340	795	752	471
B.Ed.	3,755	2,521	1,775	1,290
B.Tech./BE	2,901	2,448	404	380
B.Pharm.	1,128	955	173	159
M.Pharmacy	159	155	29	28
LL.B	171	118	54	40
LL.B(Special/Integrated)	95	69	17	14
LL.M	41	6	23	3
BFA(Fine Arts)	39	35	11	11
B.P.Ed.(Phy.Edu.)/BPE/BA(Yoga)	232	163	44	33
BSW(Social Work)	146	111	44	36
M.Lib.(Library Sc.)	36	4	16	1
MSW(Social Work)	1,413	1,169	514	433
MCA(Computer Appl.)	278	159	104	67
Univ Total :	34,119	23,016	10,781	7,334
<i>Pune University</i>				
B.A.	79,403	23,768	37,171	12,417
M.A.	23,059	9,728	12,351	5,827
B.Sc.	8,189	5,178	3,895	2,787
B.Sc.(H.Sc.)	384	339	116	111
B.Sc.(Computer Sc.)	14,108	4,398	6,353	2,240
M.Sc.	3,045	1,075	1,539	516
M.Sc.(Computer Sc.)	4,203	1,389	1,962	716
B.Com.	34,493	22,888	14,506	9,208
BBA(Business Admin./B.E.I.A.	3,006	2,366	943	802
M.Com.	4,018	1,823	1,779	899
MBA	23,810	10,269	6,457	3,532
B.Ed.	10,416	9,413	6,413	5,946
M.Ed.	954	588	550	282
B.Tech./B.E.(Chem.)	232	187	36	32
B.Arch.	278	225	159	127
B.E./B.Sc.(Engg.)(Civil)	713	631	94	91

* Back year Data used in respect of the University

Table-7 (Contd....)

State/University & Course Name	Men+Women		Women	
	Total Appeared	Total Passed	Total Appeared	Total Passed
B.E./B.Sc.(Electrical)	456	428	90	88
B.E./B.Sc.(Mechanical)	2,624	2,193	100	90
B.E.(Elect.& Comm.)	2,940	2,651	949	895
B.E.(Computer Sc.)	3,454	3,005	1,269	1,175
B.E./B.Tech(Inform.Sc./Tech.)	2,255	2,114	707	673
M.Arch.	15	13	14	12
M.Tech./ME/MS	328	72	119	32
B.Pharm.	13,110	9,025	4,369	3,314
M.Pharmacy	694	694	238	237
LL.B	7,904	913	2,684	303
LL.B(Special/Integrated)	7,514	1,043	3,323	407
LL.M	440	27	209	13
B.Lib.(Library Sc.)	120	60	71	35
B.P.Ed.(Phy.Edu.)/BPE/BA(Yoga)	195	185	66	66
BCA(Computer Appl.)	4,434	3,054	2,178	1,202
M.Lib.(Library Sc.)	68	51	45	34
MSW(Social Work)	468	197	196	82
MJMC (Journalism & Mass Comm.)	276	181	130	90
Univ Total :	2,57,606	1,20,171	1,11,081	54,281

S.N.D.T. Women's University

B.A.	5,776	3,523	5,776	3,523
M.A.	84	44	84	44
M.A.(Education)	824	553	824	553
B.Sc.	40	28	40	28
B.Sc.(H.Sc.)	1,048	896	1,048	896
B.Sc(Information Sc./Tech..)	126	112	126	112
M.Sc.(Home Science)	126	102	126	102
M.Sc.(Computer Sc.)	75	61	75	61
B.Com.	3,186	1,846	3,186	1,846
BBA(Business Admin./B.E.I.A.	8	6	8	6
B.M.S.(Mngt. Sc.)	315	283	315	283
M.Com.	256	196	256	196
MBA	26	26	26	26
MIRPM(Industrial Relation & Personnel	59	57	59	57
B.Ed.	11,011	9,950	11,011	9,950
M.Ed.	885	783	885	783
B.E.(Elect.& Comm.)	65	64	65	64
B.E.(Computer Sc.)	65	65	65	65
B.E./B.Tech(Inform.Sc./Tech.)	69	68	69	68
B.Pharm.	161	161	161	161
B.Sc.(Nursing)	138	132	138	132
B.Sc(Med.Lab.Tech.)	16	16	16	16
BPT(Physical Therapy)	67	67	67	67

* Back year Data used in respect of the University

Table-7 (Contd....)

State/University & Course Name	Men+Women		Women	
	Total Appeared	Total Passed	Total Appeared	Total Passed
M.Pharmacy	25	25	25	25
M.Sc.(Nursing)	23	23	23	23
MPT/M.Sc.(Physiotherapy)/M.Sports(P	19	19	19	19
LL.B	61	56	61	56
LL.M	2	2	2	2
B.Lib.(Library Sc.)	35	14	35	14
BCA(Computer Appl.)	282	164	282	164
BMC(Mass Comm.)/BMMMC	61	61	61	61
B.V.A.(Visual Arts)	32	30	32	30
M.Lib.(Library Sc.)	13	11	13	11
M.Music	63	58	63	58
M.A.(Social Work)	118	108	118	108
MCA(Computer Appl.)	59	59	59	59
M.V.A.(Visual Arts)	10	10	10	10
Univ Total :	25,229	19,679	25,229	19,679

Shivaji University

B.A.	121,057	80,689	57,035	44,355
M.A.	21,695	10,489	12,483	6,341
M.A.(Home Science)	35	33	35	33
M.A.(Social Sc.)	549	471	270	238
B.Sc.	32,222	21,059	14,781	11,020
B.Sc.(H.Sc.)	149	126	148	125
B.Sc.(Computer Sc.)	4,008	3,050	2,054	1,616
B.Sc.(Food Sc.& Tech.)	50	46	50	46
M.Sc.	4,513	3,425	2,744	2,107
B.Com.	63,137	41,461	27,374	21,053
BBA(Business Admin./B.E.I.A.	4,706	3,581	1,585	1,346
M.Com.	6,108	2,244	3,232	1,440
MBA	3,922	2,700	1,358	1,012
B.Ed.	5,235	4,528	3,251	2,874
M.Ed.	358	261	168	132
B.Arch.	706	502	350	273
B.Tech./BE	60,779	36,289	16,385	10,822
B.Sc.(Textile)	1,958	1,414	289	212
M.Arch.	64	13	19	4
M.Tech./ME/MS	1,442	500	333	170
M.Sc.(Textile)	20	8	4	3
B.Pharm.	5,243	4,488	2,181	1,948
MBBS	19	4	7	2
MHMS/GHMS/MD(Homoeopath)	2	2	1	1
M.Pharmacy	349	292	110	90
M.Sc.(Medical)	1	0	1	0
MD	3	3	1	1

* Back year Data used in respect of the University

Table-7 (Contd....)

State/University & Course Name	Men+Women		Women	
	Total Appeared	Total Passed	Total Appeared	Total Passed
LL.B	2,934	1,387	1,341	779
LL.B(Special/Integrated)	3,253	1,770	1,731	1,020
LL.M	175	114	93	71
B.Lib.(Library Sc.)	76	65	34	31
BFA(Fine Arts)	314	255	243	209
B.P.Ed.(Phy.Edu.)/BPE/BA(Yoga)	174	167	38	37
BSW(Social Work)	77	71	23	22
BCA(Computer Appl.)	13,161	8,878	5,256	3,943
B.J.M.C.(Journalism & Mass Comm.)	72	62	19	18
M.Lib.(Library Sc.)	43	35	25	19
M.P.Ed.(Phy.Edu.)/MPE/MA(Yoga)	31	31	9	9
MSW(Social Work)	268	247	102	40
MPA(Performing Arts)/Dance	58	55	17	16
MCA(Computer Appl.)	1,468	1,085	554	431
MJMC (Journalism & Mass Comm.)	91	80	20	18
Univ Total :	3,60,525	2,31,980	1,55,754	1,13,927

Swami Ramanand T.Marathwada Univ.

B.A.	4,736	2,232	2,103	1,138
M.A.	2,561	1,588	1,127	716
M.A.(Home Science)	1	1	1	1
B.Sc.	1,798	758	717	369
B.Sc.(Computer Sc.)	1,334	1,200	439	409
B.Sc.(Bio-Technology)	209	191	83	78
M.Sc.	944	608	368	264
M.Sc.(Computer Sc.)	141	83	84	59
M.Sc.(Electronic Sc.)	7	5	3	2
M.Sc.(Bio-Tech.)	176	153	89	82
B.Com.	1,702	1,281	619	512
BBA(Business Admin./B.E.I.A.)	154	114	44	37
M.Com.	467	254	264	149
MBA	168	165	54	53
B.Ed.	4,935	3,481	2,009	1,589
M.Ed.	330	298	132	122
B.E./B.Sc.(Engg.)(Civil)	74	51	10	8
B.E./B.Sc.(Electrical)	32	26	10	9
B.E./B.Sc.(Mechanical)	229	146	10	6
B.E.(Elect.& Comm.)	196	143	49	44
B.E.(Computer Sc.)	242	205	110	99
B.E./B.Tech(Inform.Sc./Tech.)	135	117	55	47
M.E./M.Sc(Mechanical)	4	4	2	2
M.E./M.Tech.(Computer Sc.)	7	7	5	5
B.Pharm.	199	175	43	41
MBBS	2	1	1	0

* Back year Data used in respect of the University

Table-7 (Contd....)

State/University & Course Name	Men+Women		Women	
	Total Appeared	Total Passed	Total Appeared	Total Passed
M.Pharmacy	33	33	4	4
LL.B	449	206	103	67
BGL(General Law)	546	77	137	20
LL.B(Special/Integrated)	284	171	84	53
LL.M	263	163	123	82
B.Lib.(Library Sc.)	392	84	94	30
B.Journalism/ BA(Journalism)	340	118	54	26
BFA(Fine Arts)	7	4	1	1
B.P.Ed.(Phy.Edu.)/BPE/BA(Yoga)	292	268	84	77
BSW(Social Work)	77	61	25	21
B.Music	2	2	1	1
BCA(Computer Appl.)	2,488	2,066	807	716
M.Lib.(Library Sc.)	130	43	48	23
M.Journalism	61	43	8	4
MFA(Fine Arts)	6	4	3	2
M.P.Ed.(Phy.Edu.)/MPE/MA(Yoga)	38	33	3	3
M.Music	50	48	23	23
MCA(Computer Appl.)	70	59	39	32
Univ Total :	26,311	16,770	10,072	7,026
<i>Y.C.Maharashtra Open University</i>				
B.A.	69,757	38,569	27,705	15,795
M.A.	467	177	179	76
M.A.(Education)	111	86	55	45
M.Sc.	188	58	90	36
B.Com.	20,058	8,700	6,352	2,965
BBA(Business Admin./B.E.I.A.	571	238	35	10
B.H.M.(Home Mngt.)	1,181	603	107	67
B.C.M.(Comp. Mngt)	261	165	79	51
MBA	2,921	883	534	173
B.Ed.	1,793	1,567	615	556
M.Ed.	496	200	193	91
B.Sc(Med.Lab.Tech.)	1,029	415	521	239
B.Optomety	659	374	282	191
B.Sc.(Agriculture)	219	112	54	24
B.Sc.(Horticulture)	112	50	22	10
B.Lib.(Library Sc.)	52	19	28	11
B.Journalism/ BA(Journalism)	517	281	90	53
BTHM(Tourism & Hotel Mngt.)	1,730	598	213	81
M.Lib.(Library Sc.)	106	53	52	27
MTHM(Tourism & Hotel Mngt)	35	14	15	7
Univ Total :	1,02,263	53,162	37,221	20,508

Kavi K.Kalidas Sanskrit Vishwa.

* Back year Data used in respect of the University

Table-7 (Contd....)

State/University & Course Name	Men+Women		Women	
	Total Appeared	Total Passed	Total Appeared	Total Passed
B.A.	171	117	91	64
Shastri(B.A.)	21	18	8	8
M.A.	125	79	82	38
Acharya(M.A.)	9	7	7	7
B.Ed.	374	298	285	171
M.Ed.	25	25	22	22
BFA(Fine Arts)	29	23	17	17
MFA(Fine Arts)	5	5	5	5
Univ Total :	759	572	517	332
<i>M.G.Antarrashtriya Hindi Vishwa.</i>				
M.A.	41	41	11	11
Univ Total :	41	41	11	11
<i>Maharashtra Univ.of Health Sciences</i>				
B.A .(SLP)	37	31	15	12
M.A.(Living & Preksha Meditation)	22	19	10	5
BAMS(Ay.Med.&Surgery)	2,239	1,834	1,211	1,108
BDS(Dental Surgery)	1,893	1,602	954	561
BHMS(Homoeopathic)	2,570	2,116	1,230	952
B.Sc.(Nursing)	534	527	251	231
BUMS(Unani Med&Surg)	244	213	122	95
MBBS	3,839	3,222	1,501	1,201
BPT(Physical Therapy)	463	449	233	198
B.Sc.(Occupational Therapy)	47	43	22	12
B.Sc.(HLS)	1	1	0	0
B.P.O.	16	16	5	2
B.Sc.(Nursing)(Post Basic)	164	161	52	45
MAMS(Ay.Med.&Surgery)/MD(Ayur.)	323	314	124	95
MDS(Dental Surgery)	117	113	52	45
MHMS/GHMS/MD(Homoeopath)	417	398	165	155
M.Sc.(Nursing)	102	101	26	22
MS	327	292	120	95
M.Sc.(Medical)	116	88	52	34
MPT/M.Sc.(Physiotherapy)/M.Sports(P	66	50	23	12
DM	38	35	12	5
MCH	57	45	23	12
MD	680	618	230	197
MD (Unani)	14	11	3	2
M.Sc.(Occupational Therapy)	18	17	5	2
M.P.O.	4	4	1	1
Univ Total :	14,348	12,320	6,442	5,099
<i>Maharashtra Ani. & Fishery Sc.Univ.</i>				

* Back year Data used in respect of the University

Table-7 (Contd....)

State/University & Course Name	Men+Women		Women	
	Total Appeared	Total Passed	Total Appeared	Total Passed
B.Tech.(Dairy Tech/Agri.Engg.)	43	43	10	10
B.V.Sc.(Vet. Science)	180	180	38	38
M.V.Sc.(Vet. Science)	118	118	32	32
Univ Total :	341	341	80	80
<i>Datta Meghe Instt.of Medical Scs.</i>				
BDS(Dental Surgery)	112	92	72	61
MBBS	147	124	54	51
B.Sc(Med.Lab.Tech.)	15	9	9	4
MDS(Dental Surgery)	31	21	13	9
MS	11	5	5	2
MHA (Hospital Admm.)/MMH/MMH	36	26	15	13
DM	14	11	8	7
MD	36	22	12	8
M.A.(Community Health/Public Health)	3	2	2	1
Univ Total :	405	312	190	156
<i>Homi Bhabha National Institute</i>				
M.E./M.Tech(Chemical/Bio-chemical)	5	5	2	2
ME/M.Tech(Meterology)	2	2	1	1
M.Tech./ME/MS	20	20	5	5
ME/M.Tech(Elec/Power)	2	2	1	1
M.E./M.Sc(Mechanical)	28	28	12	12
M.E.(Elect.& Comm.)	14	14	1	1
M.E.(Instrumentation)	3	3	1	1
M.E./M.Tech.(Computer Sc.)	10	10	2	2
Univ Total :	84	84	25	25
<i>MGM Institute of Health Sciences</i>				
M.Sc.(Bio-Tech.)	14	14	14	13
MBA	26	25	1	1
BPT(Physical Therapy)	61	42	55	38
MS	1	1	1	1
MPT/M.Sc.(Physiotherapy)/M.Sports(P	3	2	3	2
Univ Total :	105	84	74	55
<i>Solapur University</i>				
B.A.	37,315	16,744	16,209	8,148
M.A.	9,832	4,549	3,437	2,114
M.A.(Education)	20	15	12	8
B.Sc.	13,491	4,519	3,452	1,920
B.Sc.(Bio-Technology)	543	350	241	174
M.Sc.	2,507	1,376	1,110	646
B.Com.	14,413	6,724	3,578	2,037
BBA(Business Admin./B.E.I.A.	1,142	760	319	265

* Back year Data used in respect of the University

Table-7 (Contd....)

State/University & Course Name	Men+Women		Women	
	Total Appeared	Total Passed	Total Appeared	Total Passed
M.Com.	1,467	843	673	178
MBA	1,436	1,042	393	317
B.Ed.	3,975	3,065	1,721	1,367
M.Ed.	538	467	245	227
B.Arch.	121	59	34	23
B.E./B.Tech.(Ag.Engg)	23	23	13	13
B.E./B.Sc.(Engg.)(Civil)	1,666	692	300	150
B.E./B.Sc.(Electrical)	596	281	181	88
B.E./B.Sc.(Mechanical)	5,164	2,989	337	187
B.E.(Elect.& Comm.)	4,022	1,841	1,921	884
B.E.(Elect./Indl.Elect)	589	409	255	187
B.E.(Computer Sc.)	3,575	2,120	1,746	1,069
B.Sc./B.Tech.(Bio-Pharm)/Medical	244	82	127	47
B.E./B.Tech(Inform.Sc./Tech.)	1,596	812	689	391
M.E/M.Sc(Engg.& Civil)	38	28	10	7
M.E./M.Sc(Mechanical)	60	34	1	1
M.E.(Elect.& Comm.)	25	14	9	7
M.E./M.Tech.(Computer Sc.)	32	11	19	7
B.Pharm.	1,127	792	466	361
M.Pharmacy	45	42	13	13
LL.B	1,044	281	164	68
LL.B(Special/Integrated)	900	342	237	111
LL.M	98	34	38	14
B.P.Ed.(Phy.Edu.)/BPE/BA(Yoga)	346	232	78	51
BCA(Computer Appl.)	6,224	2,746	2,004	1,044
M.P.Ed.(Phy.Edu.)/MPE/MA(Yoga)	62	60	8	8
MSW(Social Work)	283	254	88	82
MCA(Computer Appl.)	1,090	747	359	258
Univ Total :	1,15,649	55,379	40,487	22,472
Central Instt.of Fisheries Edu.				
M.Fisheries/Fish.Sc.	52	49	16	14
Univ Total :	52	49	16	14
Deccan College PG Research Instt.				
M.A.	32	27	15	14
Univ Total :	32	27	15	14
Gokhale Instt.of Politics & Eco.				
M.A.	44	34	19	17
Univ Total :	44	34	19	17
International Instt.for Pop.Sc.				
MPS(Population Stu.)	126	32	48	11

* Back year Data used in respect of the University

Table-7 (Contd....)

State/University & Course Name	Men+Women		Women	
	Total Appeared	Total Passed	Total Appeared	Total Passed
Univ Total :	126	32	48	11
<i>Tata Institute of Social Sciences</i>				
M.A.	220	212	119	117
MHA (Hospital Admm.)/MMH/MHM	56	56	20	20
MSW(Social Work)	116	115	62	62
Univ Total :	392	383	201	199
<i>Tilak Maharashtra Vidyapeeth</i>				
B.A.	1,162	733	537	360
Shastri(B.A.)	45	15	27	11
M.A.	709	463	319	207
M.A.(Indology)	54	31	26	15
MOL(Oriental Learning)	72	27	40	18
B.Sc.(Bio-Technology)	5	5	1	1
M.Sc.(Bio-Tech.)	33	33	23	23
B.Com.	80	33	22	7
BBA(Business Admin./B.E.I.A.	293	247	72	63
MBA	1,032	961	138	136
B.Ed.	64	64	62	62
BPT(Physical Therapy)	98	91	73	69
B.Lib.(Library Sc.)	65	50	44	37
B.Journalism/ BA(Journalism)	210	114	26	18
BFA(Fine Arts)	105	96	28	25
BCA(Computer Appl.)	6,019	5,073	1,660	1,502
B.H.M./B.Sc.(Hotel Mngt.)/BHMCT	36	24	7	5
M.Lib.(Library Sc.)	42	39	24	22
M.Journalism	69	48	11	7
M.A.(Social Work)	249	205	155	126
MCA(Computer Appl.)	394	355	164	143
Univ Total :	10,836	8,707	3,459	2,857
<i>Indira Gandhi Instt.of Dev.Research</i>				
M.Sc.	21	21	6	6
Univ Total :	21	21	6	6
<i>Bharati Vidyapeeth</i>				
B.A.	69	60	34	27
B.A.(SLP)	9	9	7	7
B.Sc.	56	52	20	19
B.Sc.(Computer Sc.)	76	68	30	29
B.Sc(Information Sc./Tech..)	58	56	17	16
B.Sc.(Bio-Technology)	57	56	46	44
M.Sc.	67	57	39	33
M.Sc.(Computer Sc.)	16	14	6	4

* Back year Data used in respect of the University

Table-7 (Contd....)

State/University & Course Name	Men+Women		Women	
	Total Appeared	Total Passed	Total Appeared	Total Passed
M.Sc.(Bio-Tech.)	36	30	23	20
B.Com.	281	208	93	76
BBA(Business Admin./B.E.I.A.	756	687	247	237
M.Com.	35	28	9	7
MBA	1,495	1,414	526	506
M.B.S.	60	60	12	12
B.Tech./B.E.(Chem.)	41	39	15	15
B.Arch.	27	23	16	14
B.E./B.Sc.(Engg.)(Civil)	31	28	3	1
B.E./B.Sc.(Electrical)	61	59	8	7
B.E./B.Sc.(Mechanical)	69	59	30	25
B.E.(Elect.& Comm.)	98	80	14	12
B.E.(Production Engg)	24	23	10	10
B.E.(Computer Sc.)	107	104	20	20
B.Sc./B.Tech.(Bio-Pharm)/Medical	39	33	10	9
B.E./B.Tech(Inform.Sc./Tech.)	54	40	17	13
M.Arch.	9	7	4	3
M.E/M.Sc(Engg.& Civil)	3	3	1	1
ME/M.Tech(Elec/Power)	5	5	1	1
M.E./M.Sc(Mechanical)	3	3	1	1
M.E.(Elect.& Comm.)	3	3	3	3
M.E./M.Tech.(Computer Sc.)	6	6	3	3
M.Tech. (Information Sc./Tech.)	11	10	7	7
BAMS(Ay.Med.&Surgery)	95	94	47	47
BDS(Dental Surgery)	226	198	141	128
BHMS(Homoeopathic)	94	81	58	55
B.Pharm.	76	74	24	24
B.Sc.(Nursing)	60	59	47	44
MBBS	286	195	120	98
B.Sc(Med.Lab.Tech.)	8	8	5	5
B.H.M.(Hospital Mngt.)/B.H.I.A.	48	30	11	11
B.Optomety	40	37	21	20
MAMS(Ay.Med.&Surgery)/MD(Ayur.)	55	55	14	14
MDS(Dental Surgery)	23	23	8	8
MHMS/GHMS/MD(Homoeopath)	12	12	5	5
M.Pharmacy	66	66	28	28
M.Sc.(Nursing)	22	22	12	12
MS	14	12	3	2
M.Sc.(Medical)	1	1	1	1
M.Optomety	8	8	1	1
MD	23	20	7	7
LL.B	147	143	38	38
LL.B(Special/Integrated)	454	385	130	123

* Back year Data used in respect of the University

Table-7 (Contd....)

State/University & Course Name	Men+Women		Women	
	Total Appeared	Total Passed	Total Appeared	Total Passed
LL.M	468	318	181	117
B.Lib.(Library Sc.)	156	123	98	79
B.P.Ed.(Phy.Edu.)/BPE/BA(Yoga)	32	30	4	3
BSW(Social Work)	1	1	1	1
BCA(Computer Appl.)	697	659	233	231
B.H.M./B.Sc.(Hotel Mngt.)/BHMCT	57	36	4	3
M.Lib.(Library Sc.)	358	268	208	162
M.P.Ed.(Phy.Edu.)/MPE/MA(Yoga)	28	28	1	1
MSW(Social Work)	96	90	45	44
MCA(Computer Appl.)	245	244	87	87
Univ Total :	7,558	6,644	2,855	2,581
<i>Defence Instt.of Advanced Tech.</i>				
M.Tech./ME/MS	66	65	2	2
Univ Total :	66	65	2	2
* <i>Padamshree Dr.D Y Patil Vidyapeeth</i>				
MBA	61	60	26	26
B.Ed.	99	98	43	42
BE/B.Tech.(Biotechnology)	74	73	32	31
B.E./B.Tech(Inform.Sc./Tech.)	56	55	24	24
M.E./M.Tech.(Bio.Tecnology)	28	28	12	12
M.Tech. (Information Sc./Tech.)	27	27	12	12
BDS(Dental Surgery)	81	81	35	35
MBBS	20	20	9	9
BPT(Physical Therapy)	13	13	6	6
MDS(Dental Surgery)	12	12	5	5
MS	8	7	3	3
MD	12	12	5	5
B.A.(Tourism Mgt.)/BTM/BTA	161	159	69	68
Univ Total :	652	645	281	278
<i>Symbiosis International Edu.Centre</i>				
B.Sc.(Computer Sc.)	75	41	24	17
M.Sc.	33	25	19	15
M.Sc.(Computer Sc.)	75	71	28	28
BBA(Business Admin./B.E.I.A.)	432	265	136	101
B.M.S.(Mngt. Sc.)	121	60	77	43
MBA	1,818	1,617	679	528
B.Sc.(Medical)	41	29	18	13
LL.B	191	177	75	72
L.L.M. (Integrated)	43	42	23	22
B.Design	160	123	111	95
MMC(Mass Comm.)/MMMMC	105	81	67	57

* Back year Data used in respect of the University

Table-7 (Contd....)

State/University & Course Name	Men+Women		Women	
	Total Appeared	Total Passed	Total Appeared	Total Passed
Univ Total :	3,094	2,531	1,257	991
* Tata Instt.of Fundamental Research				
M.Sc.	10	10	5	5
Univ Total :	10	10	5	5
* Visvesvaraya National Instt.of Tech				
B.Tech/BE(Meterology)	40	40	4	4
B.Arch.	36	36	20	20
B.E./B.Sc.(Engg.)(Civil)	27	27	2	2
B.E./B.Sc.(Electrical)	55	55	11	11
B.E./B.Sc.(Mechanical)	62	62	27	27
B.E./B.Tech.(Mining)	4	4	2	2
B.E.(Elect.& Comm.)	58	58	10	10
B.E.(Structural)	21	21	3	3
B.E.(Computer Sc.)	39	39	5	5
ME/M.Tech(Meterology)	10	10	3	3
M.Arch.	13	13	1	1
M.E/M.Sc(Engg.& Civil)	22	22	12	12
ME/M.Tech(Elec/Power)	7	7	3	3
M.E./M.Sc(Mechanical)	14	14	6	6
M.E.(Electronics)	10	10	4	4
Univ Total :	418	418	113	113
Dr.D. Y.Patil Vidyapeeth,Pune				
B.Sc.(Bio-Technology)	25	25	16	16
MBA	118	117	20	19
B.Tech./BE	101	101	48	48
M.Tech./ME/MS	27	27	7	7
MBBS	188	147	69	56
B.Optomety	36	36	14	14
MDS(Dental Surgery)	35	35	17	17
M.Sc.(Nursing)	19	19	7	7
MS	18	18	8	8
MPT/M.Sc.(Physiotherapy)/M.Sports(P	24	24	22	22
MD	35	35	14	14
Univ Total :	626	584	242	228
Narsee Monjee Instt.of Mngt.Studies				
M.Sc.	17	17	11	11
B.Com.	56	51	20	20
BBA(Business Admin./B.E.I.A.	120	107	37	35
MBA	953	953	231	231
B.Tech./BE	217	216	46	46
M.Tech./ME/MS	15	15	6	6

* Back year Data used in respect of the University

Table-7 (Contd....)

State/University & Course Name	Men+Women		Women	
	Total Appeared	Total Passed	Total Appeared	Total Passed
M.Pharmacy	174	174	32	32
MCA(Computer Appl.)	8	8	1	1
Univ Total :	1,560	1,541	384	382
<i>Pravara Instt.of Medical Sciences</i>				
B.Sc.(Bio-Technology)	12	10	6	6
M.Sc.(Bio-Tech.)	34	34	8	8
MBA	8	8	3	3
BDS(Dental Surgery)	71	63	40	37
B.Sc.(Nursing)	27	27	17	17
MBBS	171	131	69	60
BPT(Physical Therapy)	34	34	32	32
B.Sc.(Nursing)(Post Basic)	22	21	16	15
MDS(Dental Surgery)	17	16	6	6
MS	16	8	5	5
MPT/M.Sc.(Physiotherapy)/M.Sports(P	80	6	2	2
MD	19	18	5	5
Univ Total :	511	376	209	196
<i>D.Y.Patil Educational Society</i>				
B.Sc.(Nursing)	18	18	7	7
MBBS	87	71	32	29
MD	30	26	10	8
Univ Total :	135	115	49	44
* <i>Indian Institute of Tech.(Mumbai)</i>				
M.Sc.	113	104	44	41
MBM(Business Mngt.)/Others	47	41	4	4
M.M.S.(Mngt. Sc.)	62	40	20	11
B.Tech./BE	399	368	14	13
M.Tech./ME/MS	519	479	62	58
M.Tech.(Designing)	46	31	9	7
Univ Total :	1,186	1,063	153	134
<i>Krishna Instt.of Medical Sciences</i>				
B.Sc.(Nursing)	38	38	30	30
BPT(Physical Therapy)	30	28	23	23
MS	27	22	9	6
MD	5	5	3	3
Univ Total :	100	93	65	62
<i>Institute of Chemical Technology</i>				
B.Tech./B.E.(Chem.)	75	71	15	13
B.Tech./BE	117	110	30	30
M.Tech./ME/MS	108	108	23	23

* Back year Data used in respect of the University

Table-7 (Contd....)

State/University & Course Name	Men+Women		Women	
	Total Appeared	Total Passed	Total Appeared	Total Passed
B.Pharm.	36	28	17	12
M.Pharmacy	22	22	13	13
Univ Total :	358	339	98	91
State Total :	11,83,240	6,77,087	5,17,022	3,19,079

Manipur

Central Agricultural University

B.Sc.(H.Sc.)	9	9	9	9
B.Sc.(Agriculture)	47	47	24	24
B.Sc.(Horticulture)	27	27	13	13
B.Fisheries/Fish.Sc.	18	18	8	8
B.Tech.(Dairy Tech/Agri.Engg.)	16	16	8	8
M.Sc.(Agriculture)	38	38	23	23
M.Fisheries/Fish.Sc.	2	2	1	1
B.V.Sc.(Vet. Science)	31	31	14	14
M.V.Sc.(Vet. Science)	6	6	2	2
Univ Total :	194	194	102	102

Manipur University

B.A.	1,631	1,299	663	542
B.A.(Hons.)	2,165	1,445	1,166	815
M.A.	363	335	198	189
M.A.(Education)	32	31	26	25
B.Sc.	1,152	1,011	413	374
B.Sc.(Hons.)	1,109	860	524	429
B.Sc.(Bio-Technology)	9	9	9	9
M.Sc.	251	199	154	135
B.Com.	60	30	17	6
B.Com.(Hons.)	198	39	68	13
M.Com.	26	25	13	13
MBA	25	22	7	7
B.Ed.	958	697	590	431
B.E./B.Sc.(Engg.)(Civil)	18	18	7	7
B.E.(Elect.& Comm.)	36	36	8	8
B.E.(Computer Sc.)	34	34	8	8
MBBS	122	98	42	38
MS	22	21	7	7
MD	53	47	18	17
LL.B	62	55	25	23
LL.M	5	4	3	2
M.Lib.(Library Sc.)	24	21	15	14
M.Journalism	13	13	7	7

* Back year Data used in respect of the University

Table-7 (Contd....)

State/University & Course Name	Men+Women		Women	
	Total Appeared	Total Passed	Total Appeared	Total Passed
MCA(Computer Appl.)	34	33	9	8
Univ Total :	8,402	6,382	3,997	3,127
State Total :	8,596	6,576	4,099	3,229

Meghalaya

North Eastern Hill University

B.A.	3,837	2,589	2,286	1,523
B.A.(Hons.)	2,231	1,934	1,272	1,138
M.A.	593	449	415	315
B.Sc.	40	36	19	17
B.Sc.(Hons.)	536	507	289	273
B.Sc.(H.Sc.)	22	22	22	22
M.Sc.	239	198	122	106
B.Com.	243	195	101	77
B.Com.(Hons.)	299	264	99	82
BBA(Business Admin./B.E.I.A.)	228	209	110	94
M.Com.	32	12	11	4
MBA	63	55	9	9
B.Ed.	428	381	255	213
M.Ed.	21	21	15	15
B.E.(Elect.& Comm.)	81	64	15	11
B.E.(Computer Sc.)	43	30	14	13
B.E./B.Tech(Inform.Sc./Tech.)	71	55	20	14
B.Sc.(Nursing)	30	30	27	27
LL.B	139	119	56	48
LL.B(Special/Integrated)	32	28	18	16
BSW(Social Work)	52	51	26	26
BCA(Computer Appl.)	279	85	129	38
M.Lib.(Library Sc.)	19	13	12	8
MCA(Computer Appl.)	12	10	3	3
Univ Total :	9,570	7,357	5,345	4,092
State Total :	9,570	7,357	5,345	4,092

Mizoram

Mizoram University

B.A.	702	603	330	270
B.A.(Hons.)	631	487	290	272
M.A.	183	171	101	100
B.Sc.	2	2	1	1
B.Sc.(Hons.)	105	78	46	38

* Back year Data used in respect of the University

Table-7 (Contd....)

State/University & Course Name	Men+Women		Women	
	Total Appeared	Total Passed	Total Appeared	Total Passed
B.Sc.(H.Sc.)	24	21	24	21
M.Sc.	101	99	32	32
M.Sc.(Bio-Tech.)	10	10	4	4
B.Com.	54	41	20	20
B.Com.(Hons.)	41	40	16	12
M.Com.	19	19	7	7
MBA	18	18	11	11
B.Ed.	129	117	79	67
B.Pharm.	26	13	10	7
B.Sc.(Nursing)	65	65	64	64
B.Sc(Med.Lab.Tech.)	24	16	20	13
BCA(Computer Appl.)	60	52	24	24
Univ Total :	2,194	1,852	1,079	963
State Total :	2,194	1,852	1,079	963

Nagaland

Nagaland University

B.A.	2,738	1,794	1,177	771
B.A.(Hons.)	1,399	1,048	602	451
M.A.	252	234	108	101
B.Sc.	77	67	33	29
B.Sc.(Hons.)	170	158	73	68
M.Sc.	59	59	25	25
B.Com.	306	219	132	94
B.Com.(Hons.)	207	155	89	67
M.Com.	17	17	7	7
MBA	25	25	11	11
B.Ed.	283	272	122	117
B.Sc.(Agriculture)	62	57	27	25
M.Sc.(Agriculture)	49	44	21	19
LL.B	80	51	34	22
Univ Total :	5,724	4,200	2,461	1,807
State Total :	5,724	4,200	2,461	1,807

Orissa

Berhampur University

B.A.	3,559	3,195	1,585	1,499
B.A.(Hons.)	2,238	2,137	1,142	1,110
M.A.(Home Science)	8	8	8	8
B.Sc.	306	230	70	65

* Back year Data used in respect of the University

Table-7 (Contd....)

State/University & Course Name	Men+Women		Women	
	Total Appeared	Total Passed	Total Appeared	Total Passed
B.Sc.(Hons.)	693	604	224	211
B.Sc.(Bio-Technology)	83	79	21	20
M.Sc.(Electronic Sc.)	7	7	3	3
M.Sc.(Bio-Tech.)	80	79	25	25
B.Com.	333	224	53	38
B.Com.(Hons.)	567	463	64	63
BBA(Business Admin./B.E.I.A.	164	161	36	34
M.Com.	12	12	5	5
MBA	29	29	12	12
B.Ed.	300	286	141	135
M.Ed.	19	18	8	8
BAMS(Ay.Med.&Surgery)	25	25	11	11
BHMS(Homoeopathic)	23	23	10	10
MBBS	104	104	18	18
M.Sc.(Nursing)	10	10	4	4
MS	26	26	7	7
MD	28	28	4	4
LL.B	231	227	99	98
LL.M	37	37	5	5
B.Lib.(Library Sc.)	33	32	21	20
BCA(Computer Appl.)	827	807	177	176
M.Lib.(Library Sc.)	26	26	13	13
M.Journalism	39	38	11	11
MCA(Computer Appl.)	29	29	12	12
Univ Total :	9,836	8,944	3,789	3,625
<i>Orissa Univ.of Agriculture & Tech.</i>				
B.Sc.(Hons.)	124	111	90	90
B.Sc.(H.Sc.)	5	5	5	5
MBA	7	7	3	3
B.E./B.Tech.(Ag.Engg)	55	44	21	21
M.E./M.Tech.(Ag.Engg)	8	8	3	3
B.Sc.(Agriculture)	137	137	54	54
B.Fisheries/Fish.Sc.	22	22	12	12
M.Sc.(Agriculture)	38	38	21	21
M.Fisheries/Fish.Sc.	2	2	1	1
B.V.Sc.(Vet. Science)	76	76	13	13
M.V.Sc.(Vet. Science)	28	28	3	3
MCA(Computer Appl.)	57	57	36	36
Univ Total :	559	535	262	262
<i>Sambalpur University</i>				
B.A.	7,808	5,483	3,582	2,559
B.A.(Hons.)	3,224	2,578	1,874	1,458

* Back year Data used in respect of the University

Table-7 (Contd....)

State/University & Course Name	Men+Women		Women	
	Total Appeared	Total Passed	Total Appeared	Total Passed
M.A.	61	53	40	34
M.A.(Home Science)	12	11	12	11
B.Sc.	713	374	278	135
B.Sc.(Hons.)	1,009	751	534	405
M.Sc.	42	38	26	24
M.Stat.	4	2	3	1
M.Sc.(Bio-Tech.)	11	11	10	10
B.Com.	817	473	249	142
B.Com.(Hons.)	353	319	161	151
BBA(Business Admin./B.E.I.A.)	109	101	21	20
MBA	83	78	44	43
MFM(Finnacial Mngt.)/MFC(Finnacial)	30	29	15	14
B.Ed.	384	303	183	160
M.Tech./ME/MS	13	13	3	3
LL.M	14	14	5	5
BCA(Computer Appl.)	124	93	53	40
M.Lib.(Library Sc.)	18	18	13	13
M.Lib.(Library Sc.)	18	18	13	13
MCA(Computer Appl.)	45	45	19	19
MJMC (Journalism & Mass Comm.)	12	12	1	1
Univ Total :	14,904	10,817	7,139	5,261
<i>Shri Jagannath Sanskrit Vishwavidy.</i>				
Shastri(B.A.)	2,796	2,178	1,223	966
Acharya(M.A.)	114	98	67	67
Univ Total :	2,910	2,276	1,290	1,033
* Utkal University				
B.A.	11,045	7,761	6,682	3,856
B.A.(Hons.)	10,768	8,097	6,055	3,615
M.A.	668	590	474	445
B.Sc.	1,381	1,000	778	365
B.Sc.(Hons.)	2,340	2,244	1,682	1,015
B.Sc.(Principal)	25	24	8	8
B.Sc.(Bio-Technology)	125	103	72	42
M.Sc.	270	214	149	135
M.Sc.(Bio-Tech.)	183	169	82	62
B.Com.	1,425	1,318	370	315
B.Com.(Hons.)	1,539	1,450	458	390
BBA(Business Admin./B.E.I.A.)	267	233	103	56
M.Com.	48	48	23	23
MBA	30	27	10	10
B.Ed.	409	380	282	275
M.Ed.	70	63	53	38

* Back year Data used in respect of the University

Table-7 (Contd....)

State/University & Course Name	Men+Women		Women	
	Total Appeared	Total Passed	Total Appeared	Total Passed
BAMS(Ay.Med.&Surgery)	76	59	33	26
B.Pharm.	46	45	15	14
B.Sc.(Nursing)	268	95	268	95
MBBS	214	142	82	42
BPT(Physical Therapy)	77	54	26	15
M.Pharmacy	54	54	22	10
LL.B	1,436	656	359	258
LL.B(Special/Integrated)	96	79	46	36
LL.M	25	15	10	10
B.Lib.(Library Sc.)	63	49	55	24
BSW(Social Work)	71	66	38	28
BCA(Computer Appl.)	1,230	298	97	97
MCA(Computer Appl.)	30	29	10	10
Univ Total :	34,279	25,362	18,342	11,315

Fakir Mohan University

B.A.	1,427	1,210	843	721
B.A.(Hons.)	2,597	2,344	1,665	1,520
M.A.	193	174	82	78
B.Sc.	300	208	77	62
B.Sc.(Hons.)	813	693	282	255
M.Sc.	49	40	24	21
B.Com.	380	317	28	27
B.Com.(Hons.)	545	507	169	150
BBA(Business Admin./B.E.I.A.)	84	43	24	11
M.Com.	74	69	11	10
MBA	39	38	12	12
B.Ed.	109	97	71	67
LL.B	384	348	78	73
LL.M	28	26	4	4
B.P.Ed.(Phy.Edu.)/BPE/BA(Yoga)	61	61	10	10
BCA(Computer Appl.)	81	50	31	20
M.P.Ed.(Phy.Edu.)/MPE/MA(Yoga)	33	31	1	1
M.A.(Social Work)	12	8	6	5
MCA(Computer Appl.)	27	26	9	9
Univ Total :	7,236	6,290	3,427	3,056

North Orissa University

B.A.	1,991	1,539	1,118	927
B.A.(Hons.)	1,353	1,061	898	692
M.A.	43	32	28	21
B.Sc.	300	203	129	98
B.Sc.(Hons.)	390	286	151	123
B.Sc.(Bio-Technology)	16	14	11	11

* Back year Data used in respect of the University

Table-7 (Contd....)

State/University & Course Name	Men+Women		Women	
	Total Appeared	Total Passed	Total Appeared	Total Passed
M.Sc.	70	61	44	32
M.Sc.(Bio-Tech.)	30	24	17	13
B.Com.	250	185	62	48
B.Com.(Hons.)	77	70	21	18
BBA(Business Admin./B.E.I.A.)	18	10	5	4
MBA	26	26	10	10
B.Ed.	94	94	50	50
BAMS(Ay.Med.&Surgery)	39	39	13	13
BHMS(Homoeopathic)	17	16	8	8
LL.B	216	208	69	68
LL.M	26	21	5	5
M.Lib.(Library Sc.)	18	15	16	13
MCA(Computer Appl.)	27	27	9	9
Univ Total :	5,001	3,931	2,664	2,163
<i>Utkal University of Culture</i>				
BFA(Fine Arts)	77	71	24	21
B.Music	70	68	38	33
M.Journalism	47	39	17	13
MFA(Fine Arts)	37	32	7	6
M.Music	32	32	16	16
M.A.(Social Work)	627	472	283	129
Univ Total :	890	714	385	218
<i>Ravenshaw University</i>				
B.A.(Hons.)	475	417	310	307
M.A.	540	517	353	350
B.Sc.(Hons.)	512	467	250	237
M.Sc.	159	150	77	75
M.Sc.(Computer Sc.)	20	15	8	7
M.Sc.(Bio-Tech.)	23	23	14	14
B.Com.(Hons.)	401	375	166	160
BBA(Business Admin./B.E.I.A.)	124	88	48	45
M.Com.	54	52	22	21
MCA(Computer Appl.)	30	27	7	6
Univ Total :	2,338	2,131	1,255	1,222
<i>Shiksha "O" Anusandhan University</i>				
M.Sc.(Bio-Tech.)	65	62	28	27
MBA	480	445	206	191
M.Tech./ME/MS	15	11	6	5
ME/M.Tech(Elec/Power)	7	2	3	1
M.E./M.Sc(Mechanical)	4	4	2	2
M.E.(Elect.& Comm.)	13	12	6	5

* Back year Data used in respect of the University

Table-7 (Contd....)

State/University & Course Name	Men+Women		Women	
	Total Appeared	Total Passed	Total Appeared	Total Passed
M.E./M.Tech.(Computer Sc.)	20	14	9	6
M.Pharmacy	84	81	36	35
MHA (Hospital Admm.)/MMH/MHM	54	41	23	18
MCA(Computer Appl.)	62	53	27	23
Univ Total :	804	725	346	313
<i>National Instt.of Tech.(Rourkela)</i>				
B.Tech./B.E.(Chem.)	30	27	4	4
B.Tech/BE(Meterology)	30	30	4	4
B.Tech./BE	30	27	2	2
B.E./B.Sc.(Engg.)(Civil)	29	29	3	3
B.E./B.Sc.(Electrical)	62	54	7	7
B.E./B.Sc.(Mechanical)	64	64	1	1
B.E./B.Tech.(Mining)	24	24	10	10
B.E.(Elect.& Comm.)	31	26	5	5
B.E.(Computer Sc.)	65	62	4	2
M.E./M.Tech(Chemical/Bio-chemical)	5	5	2	2
ME/M.Tech(Meterology)	9	8	6	6
M.Tech./ME/MS	19	19	4	4
M.E/M.Sc(Engg.& Civil)	13	13	3	3
ME/M.Tech(Elec/Power)	28	27	2	2
M.E./M.Sc(Mechanical)	41	38	5	5
M.E.(Elect.& Comm.)	25	25	3	3
M.E./M.Tech.(Computer Sc.)	29	29	4	4
Univ Total :	534	507	69	67
<i>Kalinga Instt.of Industrial Tech.</i>				
M.Sc.(Bio-Tech.)	54	54	32	32
BBA(Business Admin./B.E.I.A.)	23	23	7	7
MBA	348	345	179	179
B.E./B.Sc.(Engg.)(Civil)	70	68	23	23
B.E./B.Sc.(Electrical)	117	115	39	39
B.E./B.Sc.(Mechanical)	82	80	21	21
B.E.(Elect.& Comm.)	231	227	56	56
B.E.(Electrical&Elect.)	68	67	13	13
B.E.(Computer Sc.)	159	156	49	49
B.E./B.Tech(Inform.Sc./Tech.)	156	153	27	27
M.E/M.Sc(Engg.& Civil)	12	11	2	2
ME/M.Tech(Elec/Power)	15	10	4	4
M.E./M.Sc(Mechanical)	13	13	2	2
M.E.(Elect.& Comm.)	28	27	10	10
M.E./M.Tech.(Computer Sc.)	24	24	11	11
BCA(Computer Appl.)	18	18	10	10
MCA(Computer Appl.)	153	153	57	57

* Back year Data used in respect of the University

Table-7 (Contd....)

State/University & Course Name	Men+Women		Women	
	Total Appeared	Total Passed	Total Appeared	Total Passed
Univ Total :	1,571	1,544	542	542
State Total :	80,862	63,776	39,510	29,077

Punjab

Guru Nanak Dev University

B.A.	14,396	11,152	10,543	9,006
B.A.(Hons.)	355	346	60	57
M.A.	4,602	4,065	2,960	2,643
B.Sc.	2,551	2,153	1,947	1,627
B.Sc.(Hons.)	125	113	90	85
B.Sc.(H.Sc.)	52	45	52	45
B.Sc(Information Sc./Tech..)	791	741	433	419
B.Sc.(Bio-Technology)	328	328	269	269
M.Sc.	2,515	2,011	1,961	1,606
B.Com.	3,218	2,854	1,716	1,580
B.Com.(Hons.)	50	36	35	30
BBA(Business Admin./B.E.I.A.	874	791	409	389
M.Com.	302	298	195	191
MBA	320	300	142	135
MBE	110	71	60	43
B.Ed.	5,579	5,088	4,991	4,602
M.Ed.	115	112	98	95
B.Arch.	36	33	21	18
B.Tech./BE	360	333	91	88
B.Tech.(Food Science)	81	80	50	50
M.Arch.	8	8	3	3
M.Tech./ME/MS	48	45	26	25
B.Pharm.	32	30	20	18
BPT(Physical Therapy)	150	142	115	109
M.Pharmacy	10	9	5	4
MPT/M.Sc.(Physiotherapy)/M.Sports(P	36	29	25	20
B.Sc.(Agriculture)	63	63	14	14
M.Sc.(Agriculture)	25	18	12	8
LL.B	122	95	30	22
LL.B(Special/Integrated)	308	251	111	89
LL.M	23	18	12	10
B.Lib.(Library Sc.)	37	14	34	12
BFA(Fine Arts)	44	40	31	29
B.P.Ed.(Phy.Edu.)/BPE/BA(Yoga)	88	76	55	44
BPA(Performing Arts)/Dance	6	5	3	2
BCA(Computer Appl.)	3,246	2,800	2,078	1,922

* Back year Data used in respect of the University

Table-7 (Contd....)

State/University & Course Name	Men+Women		Women	
	Total Appeared	Total Passed	Total Appeared	Total Passed
B.J.M.C.(Journalism & Mass Comm.)	20	17	7	7
BTHM(Tourism & Hotel Mngt.)	11	11	5	5
B.Multi Media & Animation	65	65	45	45
B.Design	160	139	148	130
M.Lib.(Library Sc.)	17	17	9	9
MFA(Fine Arts)	36	36	30	30
M.P.Ed.(Phy.Edu.)/MPE/MA(Yoga)	20	18	8	7
M.Music	55	55	12	12
MPA(Performing Arts)/Dance	16	16	16	16
MCA(Computer Appl.)	185	170	95	90
MJMC (Journalism & Mass Comm.)	86	70	66	53
Univ Total :	41,677	35,207	29,138	25,713
<i>Punjab Agricultural University</i>				
B.Sc.(H.Sc.)	42	42	42	42
M.Sc.	47	47	39	39
M.Sc.(Home Science)	13	13	13	13
MBA	84	84	26	26
M.Tech./ME/MS	15	15	6	6
B.Tech.(Dairy Tech/Agri.Engg.)	48	48	10	10
B.Sc.(Hons.Agri.)	86	86	26	26
M.Sc.(Agriculture)	88	88	28	28
Univ Total :	423	423	190	190
<i>Punjabi University</i>				
B.A.	18,190	12,729	7,822	5,473
B.A.(Hons.)	111	106	48	46
M.A.	986	904	424	389
B.Sc.	611	490	263	211
B.Sc.(H.Sc.)	15	11	6	5
B.Sc.(Bio-Technology)	347	341	149	147
M.Sc.(Bio-Tech.)	154	152	66	65
B.Com.	1,345	1,341	578	577
BBA(Business Admin./B.E.I.A.)	396	319	170	137
M.Com.	35	35	15	15
MBA	678	572	292	246
B.Ed.	10,679	10,251	4,592	4,408
M.Ed.	198	178	85	77
B.E./B.Sc.(Electrical)	150	144	65	62
B.E./B.Sc.(Mechanical)	95	95	41	41
B.E.(Elect.& Comm.)	150	144	65	62
B.Pharm.	27	27	12	12
B.Sc.(Agriculture)	53	53	23	23
LL.B	348	321	150	138

* Back year Data used in respect of the University

Table-7 (Contd....)

State/University & Course Name	Men+Women		Women	
	Total Appeared	Total Passed	Total Appeared	Total Passed
LL.B(Special/Integrated)	339	318	146	137
LL.M	29	26	12	11
B.Lib.(Library Sc.)	274	94	118	40
B.Journalism/ BA(Journalism)	57	53	25	23
B.P.Ed.(Phy.Edu.)/BPE/BA(Yoga)	395	340	170	146
BCA(Computer Appl.)	1,622	1,424	697	612
M.P.Ed.(Phy.Edu.)/MPE/MA(Yoga)	116	112	50	48
MCA(Computer Appl.)	354	337	152	145
MMC(Mass Comm.)/MMMMC	48	28	21	12
Univ Total :	37,802	30,945	16,257	13,308

* **Panjab Technical Univeristy**

B.A.	28,161	16,211	17,212	10,668
B.A.(Hons.)	1,235	773	956	628
Shastri(B.A.)	1,320	390	720	252
M.A.	10,673	5,966	7,877	4,503
Acharya(M.A.)	387	99	235	64
B.Sc.	4,702	3,552	2,717	2,189
B.Sc.(Hons.)	285	140	186	104
B.Sc.(H.Sc.)	127	115	127	115
M.Sc.	312	199	156	113
M.Sc.(Home Science)	46	30	46	30
B.Com.	1,661	1,237	724	615
B.Com.(Hons.)	233	130	143	95
M.Com.	73	55	56	50
MBA	101	86	17	15
MFM(Finnacial Mngt.)/MFC(Finnacial)	165	33	72	15
B.Ed.	3,713	3,158	2,513	2,240
M.Ed.	233	111	161	66
B.Tech./B.E.(Chem.)	107	61	5	4
B.Tech/BE(Meterology)	26	19	4	4
B.Arch.	44	39	27	25
B.E./B.Sc.(Engg.)(Civil)	65	53	14	13
B.E./B.Sc.(Electrical)	70	55	29	26
B.E./B.Sc.(Mechanical)	77	63	4	2
B.E.(Space/Aeronautic)	86	68	31	29
B.E.(Production Engg)	39	31	8	6
B.E.(Computer Sc.)	40	32	8	7
B.E.(Printing)	77	55	16	14
M.E./M.Tech(Chemical/Bio-chemical)	1	1	1	1
ME/M.Tech(Meterology)	26	18	4	4
M.Tech./ME/MS	39	28	10	10
M.E/M.Sc(Engg.& Civil)	23	21	7	6
ME/M.Tech(Elec/Power)	5	4	1	1

* Back year Data used in respect of the University

Table-7 (Contd....)

State/University & Course Name	Men+Women		Women	
	Total Appeared	Total Passed	Total Appeared	Total Passed
M.E./M.Sc(Mechanical)	23	12	8	5
M.E./M.Tech.(Mining)	23	8	1	1
M.E.(Environ.Engg.)	8	7	3	2
M.E.(Mngt./Tech.)	1	1	0	0
BAMS(Ay.Med.&Surgery)	10	6	4	1
B.Pharm.	27	18	14	8
MBBS	130	109	56	49
MDS(Dental Surgery)	5	2	2	1
M.Pharmacy	26	17	9	6
LL.B	382	285	39	34
LL.M	32	7	21	4
B.Lib.(Library Sc.)	22	16	17	14
BFA(Fine Arts)	83	74	73	67
B.P.Ed.(Phy.Edu.)/BPE/BA(Yoga)	13	12	5	5
M.Journalism	21	20	12	10
MFA(Fine Arts)	57	49	55	47
M.P.Ed.(Phy.Edu.)/MPE/MA(Yoga)	20	16	5	5
MCA(Computer Appl.)	56	35	22	14
Univ Total :	55,091	33,527	34,433	22,187

Baba Farid Univ. of Health Sc.

BAMS(Ay.Med.&Surgery)	681	493	356	298
BDS(Dental Surgery)	1,017	815	641	543
BHMS(Homoeopathic)	169	134	87	82
B.Sc.(Nursing)	1,256	1,209	1,231	1,186
MBBS	666	596	320	309
B.Sc(Med.Lab.Tech.)	16	9	14	8
B.Sc.(Medical)	8	8	8	8
BPT(Physical Therapy)	217	148	140	97
B.Sc.(Nursing)(Post Basic)	510	497	499	484
MDS(Dental Surgery)	59	59	36	36
MHMS/GHMS/MD(Homoeopath)	45	45	27	27
M.Sc.(Nursing)	51	50	49	48
MS	92	86	19	18
MCH	3	3	1	1
MD	175	165	93	90
Univ Total :	4,965	4,317	3,521	3,235

Lovely Professional University

B.Sc.(H.Sc.)	83	53	27	23
B.Sc.(Bio-Technology)	126	109	81	72
M.Sc.	350	333	268	258
M.Sc.(Home Science)	28	24	21	17
M.Sc.(Computer Sc.)	49	48	31	31

* Back year Data used in respect of the University

Table-7 (Contd....)

State/University & Course Name	Men+Women		Women	
	Total Appeared	Total Passed	Total Appeared	Total Passed
M.Sc.(Information Sc/Tech.)	31	24	21	18
B.Com.	26	18	6	3
B.Com.(Hons.)	10	9	1	1
BBA(Business Admin./B.E.I.A.	113	82	27	21
MBA	1,336	1,208	602	551
B.Ed.	432	424	273	266
M.Ed.	71	69	57	55
B.Tech./BE	389	357	99	91
M.Tech./ME/MS	31	29	11	11
B.Pharm.	63	32	15	13
B.Sc(Med.Lab.Tech.)	26	26	16	16
M.Pharmacy	28	27	12	11
MPT/M.Sc.(Physiotherapy)/M.Sports(P	21	20	15	14
B.P.Ed.(Phy.Edu.)/BPE/BA(Yoga)	36	34	23	22
BCA(Computer Appl.)	109	78	34	27
M.Journalism	19	19	13	13
MPA(Performing Arts)/Dance	19	18	2	1
MCA(Computer Appl.)	255	248	114	112
Univ Total :	3,651	3,289	1,769	1,647
<i>Guru Angad Dev Vety. & Animal Sc.Uni</i>				
M.Fisheries/Fish.Sc.	2	2	1	1
BVSC & Animal Husbandry	60	60	8	8
M.Sc.(Animal Science)	5	5	4	4
M.V.Sc.(Vet. Science)	34	34	14	14
Univ Total :	101	101	27	27
<i>Sant Longowal Instt.of Engg. & Tech.</i>				
B.Tech./BE	317	305	54	53
M.Tech./ME/MS	49	42	8	7
Univ Total :	366	347	62	60
<i>Thapar Instt.of Engg. & Technology</i>				
M.Sc.	56	56	47	47
M.Sc.(Bio-Tech.)	23	23	18	18
MBA	245	245	47	47
B.Tech./B.E.(Chem.)	63	61	12	12
B.Tech./BE	65	65	18	18
B.E./B.Sc.(Engg.)(Civil)	83	77	5	5
B.E./B.Sc.(Electrical)	63	63	9	9
B.E./B.Sc.(Mechanical)	136	130	58	56
B.E.(Elect.& Comm.)	138	135	12	12
B.E.(Structural)	8	8	3	3
BE/B.Tech.(Biotechnology)	41	40	16	15

* Back year Data used in respect of the University

Table-7 (Contd....)

State/University & Course Name	Men+Women		Women	
	Total Appeared	Total Passed	Total Appeared	Total Passed
B.E.(Computer Sc.)	135	132	18	18
M.E./M.Tech(Chemical/Bio-chemical)	4	3	3	2
M.Tech./ME/MS	79	79	15	15
ME/M.Tech(Elec/Power)	46	44	7	7
M.E.(Elect.& Comm.)	24	24	6	6
M.E.(Environ.Engg.)	9	9	7	7
M.E./M.Tech.(Computer Sc.)	46	46	12	12
MCA(Computer Appl.)	68	68	43	43
Univ Total :	1,332	1,308	356	352
<i>Dr.B.R.A.National Instt.of Tech</i>				
M.Sc.	22	22	15	15
B.Tech./BE	285	243	43	42
M.Tech./ME/MS	41	27	8	6
Univ Total :	348	292	66	63
State Total :	1,45,756	1,09,756	85,819	66,782

Rajasthan

* *Jai Narain Vyas University*

B.A.	6,125	4,498	2,382	1,944
B.A.(Hons.)	89	87	25	25
M.A.	1,881	1,727	1,102	1,024
B.Sc.	1,143	1,015	467	451
B.Sc.(Hons.)	21	20	21	20
B.Sc.(H.Sc.)	22	21	22	21
M.Sc.	166	148	95	90
M.Sc.(Home Science)	22	21	22	21
B.Com.	1,736	1,427	591	489
B.Com.(Hons.)	322	321	146	146
BBA(Business Admin./B.E.I.A.)	194	161	60	28
M.Com.	498	456	239	238
MBA	26	24	12	11
B.Ed.	2,392	2,360	1,574	1,560
M.Ed.	25	25	4	4
B.Tech./B.E.(Chem.)	22	21	5	4
B.Arch.	23	22	9	9
B.E./B.Sc.(Engg.)(Civil)	89	80	15	14
B.E./B.Sc.(Electrical)	46	44	11	10
B.E./B.Sc.(Mechanical)	63	50	12	11
B.E./B.Tech.(Mining)	28	28	7	7
B.E.(Production Engg)	26	26	6	6
B.E.(Elect./Indl.Elect)	49	49	12	12

* Back year Data used in respect of the University

Table-7 (Contd....)

State/University & Course Name	Men+Women		Women	
	Total Appeared	Total Passed	Total Appeared	Total Passed
B.E.(Computer Sc.)	38	36	12	12
B.E./B.Tech(Inform.Sc./Tech.)	31	31	6	6
M.Tech./ME/MS	25	25	4	4
LL.B	652	552	153	143
LL.M	77	38	35	32
M.Journalism	11	10	2	2
M.P.Ed.(Phy.Edu.)/MPE/MA(Yoga)	26	25	7	7
M.Music	8	8	6	6
Univ Total :	15,876	13,356	7,064	6,357

*** Vardhman Mahavir Open University**

B.A.	2,105	1,813	832	768
M.A.	945	353	343	317
B.Com.	127	118	58	54
MBA	254	234	109	101
B.Ed.	650	503	260	240
LL.B(Special/Integrated)	139	127	55	50
B.Lib.(Library Sc.)	712	264	256	95
B.Journalism/ BA(Journalism)	1,052	536	416	384
M.Journalism	84	30	32	30
Univ Total :	6,068	3,978	2,361	2,039

Maharshi Dayanand Saraswati Univ.

B.A.	21,951	18,538	8,915	7,833
B.A.(Hons.)	227	200	103	94
M.A.	9,877	8,275	4,769	4,185
B.Sc.	1,586	1,241	635	582
B.Sc.(Hons.)	23	21	15	15
B.Sc.(Computer Sc.)	25	15	3	2
B.Sc(Information Sc./Tech..)	604	292	218	137
B.Sc.(Yogic Sc/Yoga/Phy.Edu..)	16	13	5	5
B.Sc.(Bio-Technology)	96	88	62	59
M.Sc.	696	606	396	357
B.Com.	3,516	3,019	1,271	1,180
B.Com.(Hons.)	104	101	73	73
BBA(Business Admin./B.E.I.A.	1,395	1,220	523	488
M.Com.	1,224	1,004	663	593
MBA	209	199	103	101
B.Ed.	13,310	12,860	7,172	6,943
M.Ed.	81	78	27	26
LL.B	1,295	449	297	198
LL.M	158	111	56	42
B.P.Ed.(Phy.Edu.)/BPE/BA(Yoga)	106	102	23	23
BCA(Computer Appl.)	5,248	3,115	1,782	1,569

* Back year Data used in respect of the University

Table-7 (Contd....)

State/University & Course Name	Men+Women		Women	
	Total Appeared	Total Passed	Total Appeared	Total Passed
Univ Total :	61,747	51,547	27,111	24,505
* Mohanlal Sukhadia University				
B.A.	15,492	9,709	6,176	4,227
B.A.(Hons.)	1,533	1,127	659	523
M.A.	6,631	4,461	3,103	2,200
M.Sc.	536	378	247	189
B.Com.	1,992	1,497	672	434
M.Com.	625	441	234	179
MBA	113	103	53	49
M.R.M.(Rural Mngt.)	143	131	73	67
M.Ed.	10	9	8	7
LL.B	261	173	17	10
LL.M	30	16	8	4
B.Lib.(Library Sc.)	31	14	14	11
M.Lib.(Library Sc.)	12	9	3	2
Univ Total :	27,409	18,068	11,267	7,902
* Rajasthan University				
B.A.	53,392	35,536	19,487	14,351
B.A.(Hons.)	776	658	391	337
M.A.	20,461	15,041	9,314	7,475
B.Sc.	6,436	4,407	1,916	1,510
B.Sc.(Hons.)	139	124	104	92
B.Sc.(H.Sc.)	92	78	92	78
M.Sc.	672	499	399	329
M.Sc.(Home Science)	73	66	73	66
B.Com.	8,657	6,413	2,259	1,866
B.Com.(Hons.)	243	219	196	177
M.Com.	2,484	1,928	802	635
MBA	471	250	147	78
B.Ed.	2,493	2,271	1,368	1,246
M.Ed.	34	30	26	24
B.Tech./B.E.(Chem.)	40	34	4	2
B.Tech/BE(Meterology)	40	35	5	4
B.Arch.	55	17	10	6
B.Tech./BE	540	72	126	18
B.E./B.Tech.(Ag.Engg)	125	40	4	2
B.E./B.Sc.(Engg.)(Civil)	94	14	8	6
B.E./B.Sc.(Electrical)	291	56	26	6
B.E./B.Sc.(Mechanical)	329	70	30	21
B.E./B.Tech.(Mining)	78	17	13	1
M.E./M.Tech(Chemical/Bio-chemical)	6	2	3	1
BAMS(Ay.Med.&Surgery)	246	224	31	26

* Back year Data used in respect of the University

Table-7 (Contd....)

State/University & Course Name	Men+Women		Women	
	Total Appeared	Total Passed	Total Appeared	Total Passed
BDS(Dental Surgery)	36	26	27	22
BHMS(Homoeopathic)	51	34	5	2
MBBS	723	527	185	152
MS	94	61	46	32
M.Sc.(Medical)	31	17	13	7
MCH	13	7	6	3
MD	82	52	48	30
LL.B	1,937	1,041	233	151
BSL(Social Legal Sc.)	127	68	5	5
LL.M	191	61	49	17
B.Lib.(Library Sc.)	94	79	44	40
B.Journalism/ BA(Journalism)	83	67	40	35
B.P.Ed.(Phy.Edu.)/BPE/BA(Yoga)	44	38	4	2
M.Lib.(Library Sc.)	34	16	18	10
M.P.Ed.(Phy.Edu.)/MPE/MA(Yoga)	20	18	5	5
M.Music	6	5	3	2
Univ Total :	1,01,833	70,218	37,565	28,872
<i>Rajasthan Agricultural University</i>				
B.Sc.(H.Sc.)	36	36	36	36
B.Sc.(Agriculture)	425	413	44	43
B.V.Sc.(Vet. Science)	139	139	6	6
Univ Total :	600	588	86	85
* <i>Maharana Pratap Univ.of Agri.& Tech</i>				
B.Sc.(H.Sc.)	20	20	20	20
M.Sc.(Home Science)	17	17	17	17
B.Tech./BE	18	14	4	4
B.E./B.Tech.(Ag.Engg)	33	23	10	10
B.E./B.Sc.(Electrical)	47	38	9	9
B.E./B.Sc.(Mechanical)	38	34	4	4
B.E./B.Tech.(Mining)	5	5	1	1
B.E.(Computer Sc.)	43	33	10	10
M.Tech./ME/MS	13	11	3	3
B.Sc.(Agriculture)	69	51	18	18
B.Sc.(Dairy Science)	23	17	6	6
B.Sc.(Horticulture)	21	18	3	3
B.Sc.(Forestry)	14	12	2	2
M.Sc.(Agriculture)	27	25	2	2
M.Sc.(Horticulture)	4	3	1	1
Univ Total :	392	321	110	110
<i>National Law University</i>				
LL.B(Special/Integrated)	77	77	32	32

* Back year Data used in respect of the University

Table-7 (Contd....)

State/University & Course Name	Men+Women		Women	
	Total Appeared	Total Passed	Total Appeared	Total Passed
Univ Total :	77	77	32	32
<i>J.R.N.Raj.Sanskrit Vishwavidyalaya</i>				
Shastri(B.A.)	2,833	2,833	780	780
Acharya(M.A.)	1,162	1,162	348	348
B.Ed.	7,414	7,414	2,600	2,600
Univ Total :	11,409	11,409	3,728	3,728
<i>Rajasthan Ayurveda University</i>				
BAMS(Ay.Med.&Surgery)	250	222	56	49
BHMS(Homoeopathic)	344	337	151	127
BUMS(Unani Med&Surg)	89	77	10	8
MAMS(Ay.Med.&Surgery)/MD(Ayur.)	66	65	27	2
MHMS/GHMS/MD(Homoeopath)	35	35	8	8
Univ Total :	784	736	252	194
<i>Kota University</i>				
B.A.	21,640	16,307	8,116	6,519
M.A.	8,616	6,998	4,235	3,700
M.A.(Home Science)	27	25	27	25
B.Sc.	1,491	1,286	647	595
B.Sc.(Computer Sc.)	78	49	10	6
B.Sc.(Electronic Sc.)	8	6	3	3
B.Sc.(Bio-Technology)	157	143	71	68
M.Sc.	472	342	294	254
M.Sc.(Computer Sc.)	8	8	5	5
M.Sc.(Bio-Tech.)	33	32	26	26
B.Com.	1,506	1,348	544	514
BBA(Business Admin./B.E.I.A.)	194	134	51	41
M.Com.	515	409	210	185
MBA	60	55	25	24
M.Ed.	76	74	24	23
LL.B	403	270	153	101
LL.M	57	32	24	17
BCA(Computer Appl.)	239	192	95	81
M.P.Ed.(Phy.Edu.)/MPE/MA(Yoga)	27	27	9	9
MCA(Computer Appl.)	47	32	14	8
Univ Total :	35,654	27,769	14,583	12,204
<i>LNM Instt.of Information Technology</i>				
B.Tech./BE	123	122	14	14
M.Tech./ME/MS	2	2	2	2
Univ Total :	125	124	16	16
<i>Banasthali Vidyapeeth</i>				

* Back year Data used in respect of the University

Table-7 (Contd....)

State/University & Course Name	Men+Women		Women	
	Total Appeared	Total Passed	Total Appeared	Total Passed
B.A.	20	20	20	20
B.A.(Hons.)	182	182	182	182
Shastri(B.A.)	7	7	7	7
M.A.	103	103	103	103
B.Sc.	24	24	24	24
B.Sc.(Hons.)	144	144	144	144
B.Sc.(H.Sc.)	84	82	84	82
M.Sc.	428	423	428	423
M.Sc.(Home Science)	89	89	89	89
BBA(Business Admin./B.E.I.A.)	164	163	164	163
MBA	356	355	356	355
B.Ed.	97	97	97	97
M.Ed.	28	28	28	28
M.Tech./ME/MS	114	113	114	113
B.P.Ed.(Phy.Edu.)/BPE/BA(Yoga)	11	11	11	11
BCA(Computer Appl.)	163	162	163	162
MCA(Computer Appl.)	332	331	332	331
Univ Total :	2,346	2,334	2,346	2,334
<i>Birla Institute of Tech.& Sciences</i>				
M.Sc.	537	537	104	104
MBA	58	58	20	20
M.M.S.(Mngt. Sc.)	1	1	0	0
B.Tech./BE	1,194	1,194	156	156
M.Tech./ME/MS	172	172	32	32
B.Pharm.	41	41	6	6
M.Pharmacy	32	32	10	10
M.A.(Community Health/Public Health)	5	5	3	3
Univ Total :	2,040	2,040	331	331
<i>Jain Vishva Bharati Institute</i>				
B.A.	163	163	163	163
M.A.	36	36	28	28
B.Com.	46	46	46	46
B.Ed.	197	196	197	196
MSW(Social Work)	79	79	20	20
Univ Total :	521	520	454	453
<i>J.Rai Nagar Rajasthan Vidyapeeth</i>				
B.A.	184	172	1	1
M.A.	52	48	14	14
M.Sc.(Computer Sc.)	44	38	20	19
B.Com.	100	96	7	7
BBM/BMM(Business/Mkt. Mgt.)	94	86	40	37

* Back year Data used in respect of the University

Table-7 (Contd....)

State/University & Course Name	Men+Women		Women	
	Total Appeared	Total Passed	Total Appeared	Total Passed
M.Com.	12	10	1	1
MBA	58	56	15	15
M.H.R.M.(Human Resource Mngt.)	49	46	20	20
B.Ed.	467	461	155	154
M.Ed.	30	30	11	11
BHMS(Homoeopathic)	64	64	22	22
BPT(Physical Therapy)	54	54	36	36
BCA(Computer Appl.)	269	251	29	28
M.A.(Social Work)	58	57	10	10
MCA(Computer Appl.)	31	31	12	12
Univ Total :	1,566	1,500	393	387
<i>Institute of Advance Studies in Edu</i>				
B.A.	64	64	64	64
M.A.(Education)	4	4	2	2
B.Sc.	16	16	16	16
B.Sc.(H.Sc.)	7	7	7	7
M.Sc.(Bio-Tech.)	1	1	1	1
BBA(Business Admin./B.E.I.A.)	7	7	2	2
MBA	6	6	1	1
B.Ed.	406	401	69	69
M.Ed.	28	28	9	9
B.Tech./BE	22	22	6	6
BPT(Physical Therapy)	58	58	34	34
BCA(Computer Appl.)	12	11	1	1
Univ Total :	631	625	212	212
<i>Malviya National Institute of Tech.</i>				
B.Tech./B.E.(Chem.)	51	50	7	7
B.Tech/BE(Meterology)	49	48	9	9
B.Arch.	21	18	8	8
B.E./B.Sc.(Engg.)(Civil)	57	54	7	7
B.E./B.Sc.(Electrical)	57	56	6	6
B.E./B.Sc.(Mechanical)	52	48	1	1
B.E.(Elect.& Comm.)	70	62	7	7
B.E.(Computer Sc.)	63	58	8	8
B.E./B.Tech(Inform.Sc./Tech.)	61	52	7	7
Univ Total :	481	446	60	60
* <i>Mody Instt. of Tech. & Science</i>				
MBA	88	88	38	38
B.E.(Elect.& Comm.)	117	116	50	50
B.E.(Computer Sc.)	106	103	46	44
B.E./B.Tech(Inform.Sc./Tech.)	26	23	11	10

* Back year Data used in respect of the University

Table-7 (Contd....)

State/University & Course Name	Men+Women		Women	
	Total Appeared	Total Passed	Total Appeared	Total Passed
LL.B(Special/Integrated)	9	9	4	4
MCA(Computer Appl.)	11	11	5	5
Univ Total :	357	350	154	151
<i>Bhagwant University</i>				
B.Sc.	11	9	2	2
M.Sc.(Information Sc/Tech.)	5	5	3	3
BBA(Business Admin./B.E.I.A.	8	6	2	2
MBA	24	22	3	3
B.Ed.	170	170	75	75
B.E.(Petroleum & Chem)	49	35	5	3
B.Tech./BE	11	8	2	2
B.E./B.Tech.(Ag.Engg)	12	10	1	1
B.E./B.Sc.(Engg.)(Civil)	71	56	3	2
B.E./B.Sc.(Electrical)	33	30	3	2
B.E./B.Sc.(Mechanical)	144	100	4	3
B.E.(Elect.& Comm.)	56	45	13	11
B.E.(Space/Aeronautic)	68	50	8	6
BE/B.Tech.(Biotechnology)	13	10	2	2
B.E.(Computer Sc.)	17	15	4	4
B.E./B.Tech(Inform.Sc./Tech.)	4	4	2	2
M.E/M.Sc(Engg.& Civil)	6	5	2	2
ME/M.Tech(Elec/Power)	27	25	3	3
M.E./M.Sc(Mechanical)	7	5	1	1
M.E.(Elect.& Comm.)	38	30	9	8
M.E./M.Tech.(Computer Sc.)	60	50	9	8
M.Tech. (Information Sc./Tech.)	1	1	1	1
M.Pharmacy	17	15	1	1
MPT/M.Sc.(Physiotherapy)/M.Sports(P	2	2	1	1
BCA(Computer Appl.)	26	20	3	2
MCA(Computer Appl.)	9	9	4	4
Univ Total :	889	737	166	154
<i>Jyoti Vidyapeeth Women's University</i>				
MBA	59	59	59	59
Univ Total :	59	59	59	59
<i>Mewar Univeristy</i>				
BBA(Business Admin./B.E.I.A.	37	37	6	6
MBA	30	30	10	10
B.Tech./BE	43	43	2	2
B.E./B.Sc.(Electrical)	98	98	2	2
B.E./B.Sc.(Mechanical)	115	115	3	3
B.E.(Elect.& Comm.)	81	81	12	12

* Back year Data used in respect of the University

Table-7 (Contd....)

State/University & Course Name	Men+Women		Women	
	Total Appeared	Total Passed	Total Appeared	Total Passed
B.E.(Computer Sc.)	34	34	4	4
M.E./M.Sc(Mechanical)	12	12	5	5
M.E.(Elect.& Comm.)	33	33	14	14
M.E./M.Tech.(Computer Sc.)	49	49	15	15
LL.M	32	32	11	11
BCA(Computer Appl.)	26	26	11	11
Univ Total :	590	590	95	95
State Total :	2,71,454	2,07,392	1,08,445	90,280

Sikkim

Sikkim-Manipal Un.of H.M. & Tech.Sc

MBA	59	57	28	28
B.Sc.(Nursing)	119	105	119	105
MBBS	202	185	105	105
BPT(Physical Therapy)	43	27	29	19
M.Sc.(Medical)	13	11	8	6
MHA (Hospital Admm.)/MMH/MHM	6	6	2	2
BCA(Computer Appl.)	25	17	10	8
MCA(Computer Appl.)	27	25	9	9
Univ Total :	494	433	310	282

Sikkim University

M.A.	28	28	14	14
B.Sc.	14	14	7	7
B.Ed.	199	199	127	127
M.Ed.	25	25	15	15
B.Lib.(Library Sc.)	18	18	13	13
Univ Total :	284	284	176	176

Eastern Inst.of Integrated Learning

M.Sc.	2	2	2	2
M.Sc.(Bio-Tech.)	9	9	3	3
BBA(Business Admin./B.E.I.A.	2	2	2	2
MBA	71	71	7	7
Univ Total :	84	84	14	14

State Total :	862	801	500	472
----------------------	------------	------------	------------	------------

Tamil Nadu

Alagappa University

B.A.	36,957	5,373	5,346	3,269
------	--------	-------	-------	-------

* Back year Data used in respect of the University

Table-7 (Contd....)

State/University & Course Name	Men+Women		Women	
	Total Appeared	Total Passed	Total Appeared	Total Passed
M.A.	9,352	2,236	1,664	1,383
B.Sc.	9,025	1,718	1,741	1,110
B.Sc.(H.Sc.)	87	44	87	44
B.Sc.(Computer Sc.)	2,704	913	732	622
M.Sc.	5,979	3,255	884	727
M.Sc.(Computer Sc.)	2,233	409	317	213
B.Com.	14,394	2,900	2,384	1,700
BBA(Business Admin./B.E.I.A.	13,964	2,256	1,084	936
B.B.E.	516	185	239	102
M.Com.	3,376	800	678	541
MBA	41,483	6,132	2,892	2,265
B.Ed.	119	116	64	64
M.Ed.	25	23	10	9
B.Lib.(Library Sc.)	2,813	1,072	520	436
B.P.Ed.(Phy.Edu.)/BPE/BA(Yoga)	98	97	27	27
BCA(Computer Appl.)	6,932	1,137	439	385
M.Lib.(Library Sc.)	872	563	263	228
M.P.Ed.(Phy.Edu.)/MPE/MA(Yoga)	34	33	6	6
MSW(Social Work)	7	7	3	3
MCA(Computer Appl.)	2,073	344	185	168
Univ Total :	1,53,043	29,613	19,565	14,238
* Anna University (Chennai)				
MBA	71	55	22	22
B.Tech./B.E.(Chem.)	62	58	25	24
B.Arch.	54	45	34	31
B.E./B.Sc.(Engg.)(Civil)	59	53	25	23
B.E./B.Sc.(Electrical)	64	61	28	26
B.E./B.Sc.(Mechanical)	145	102	62	44
B.E./B.Tech.(Mining)	24	20	10	9
M.E./M.Tech(Chemical/Bio-chemical)	16	16	4	4
M.Arch.	17	17	10	10
M.E/M.Sc(Engg.& Civil)	203	176	87	76
ME/M.Tech(Elec/Power)	102	96	44	41
M.E./M.Sc(Mechanical)	105	87	45	37
M.E./M.Tech.(Bio.Tecnology)	10	10	5	5
Univ Total :	932	796	401	352
Annamalai University				
B.A.	12,837	6,075	7,003	4,110
M.A.	4,015	1,365	1,985	1,022
B.Sc.	2,952	1,500	1,051	877
B.Sc.(Computer Sc.)	2,420	941	1,019	616
M.Sc.	2,015	1,007	953	631

* Back year Data used in respect of the University

Table-7 (Contd....)

State/University & Course Name	Men+Women		Women	
	Total Appeared	Total Passed	Total Appeared	Total Passed
M.Sc.(Computer Sc.)	1,426	912	1,205	743
M.Sc.(Information Sc/Tech.)	459	212	166	100
M.Stat.	15	12	5	5
M.Sc.(Bio-Tech.)	75	45	23	23
B.Com.	1,292	733	545	458
BBA(Business Admin./B.E.I.A.	2,114	1,312	700	356
M.Com.	475	268	209	134
MBA	7,063	3,975	2,523	1,492
B.Ed.	546	490	263	200
M.Ed.	45	24	21	21
B.E./B.Sc.(Engg.)(Civil)	101	30	82	19
B.E./B.Sc.(Electrical)	186	62	154	50
B.E./B.Sc.(Mechanical)	198	90	188	10
B.E.(Elect.& Comm.)	36	10	29	5
BE/B.Tech.(Biotechnology)	20	5	18	2
B.E.(Computer Sc.)	359	203	106	105
B.E./B.Tech(Inform.Sc./Tech.)	367	51	242	25
M.E./M.Tech(Chemical/Bio-chemical)	3	1	2	0
M.E/M.Sc(Engg.& Civil)	62	11	51	5
ME/M.Tech(Elec/Power)	50	37	14	14
M.E./M.Sc(Mechanical)	37	33	1	1
M.E.(Elect.& Comm.)	9	7	2	2
M.E./M.Tech.(Computer Sc.)	29	16	12	12
M.Tech. (Information Sc./Tech.)	85	57	28	28
BDS(Dental Surgery)	87	32	25	12
B.Pharm.	71	36	55	16
B.Sc.(Nursing)	127	123	100	98
MBBS	151	80	100	48
BPT(Physical Therapy)	32	14	15	11
MDS(Dental Surgery)	53	17	35	10
M.Pharmacy	113	27	86	10
M.Sc.(Nursing)	48	48	43	43
MS	25	5	24	2
MPT/M.Sc.(Physiotherapy)/M.Sports(P	17	17	7	7
MD	67	37	29	29
B.Sc.(Agriculture)	97	30	72	25
B.Sc.(Horticulture)	8	5	3	3
M.Sc.(Agriculture)	52	10	41	5
M.Sc.(Horticulture)	11	6	2	2
BGL(General Law)	114	62	15	9
LL.B(Special/Integrated)	78	39	27	15
LL.M	183	58	58	16
B.Lib.(Library Sc.)	772	649	411	381

* Back year Data used in respect of the University

Table-7 (Contd....)

State/University & Course Name	Men+Women		Women	
	Total Appeared	Total Passed	Total Appeared	Total Passed
B.P.Ed.(Phy.Edu.)/BPE/BA(Yoga)	519	391	84	84
B.Music	129	38	79	18
BCA(Computer Appl.)	919	695	221	44
M.Lib.(Library Sc.)	658	548	378	336
M.P.Ed.(Phy.Edu.)/MPE/MA(Yoga)	458	360	98	98
M.Music	4	4	3	3
M.A.(Social Work)	846	346	273	141
MCA(Computer Appl.)	798	637	286	267
Univ Total :	45,728	23,798	21,170	12,799
<i>Bharathiar University</i>				
B.A.	1,181	932	743	641
M.A.	160	149	101	95
B.Sc.	4,273	2,621	2,265	1,529
B.Sc.(Computer Sc.)	6,112	4,728	3,229	2,799
M.Sc.	1,174	1,002	809	746
M.Sc.(Computer Sc.)	318	301	251	245
M.Sc.(Information Sc/Tech.)	95	90	51	51
B.Com.	6,590	4,950	3,614	3,087
BBM/BMM(Business/Mkt. Mgt.)	2,019	1,474	765	681
M.Com.	754	604	479	437
MBA	1,663	1,219	529	461
BCA(Computer Appl.)	3,947	3,141	2,060	1,802
MCA(Computer Appl.)	1,093	987	515	489
Univ Total :	29,379	22,198	15,411	13,063
<i>Bharathidasan University</i>				
B.A.	3,398	3,002	2,227	2,054
B.Litt.	894	855	749	720
M.A.	1,173	1,122	856	826
B.Sc.	7,358	4,887	4,101	3,307
B.Sc.(Computer Sc.)	5,076	3,718	2,591	2,314
B.Sc.(Electronic Sc.)	2	2	1	1
B.Sc.(Information Sc./Tech..)	2,345	1,923	1,095	1,051
B.Sc.(Bio-Technology)	504	454	313	293
M.Sc.	1,890	1,592	1,263	1,127
M.Sc.(Computer Sc.)	282	248	232	206
M.Sc.(Information Sc/Tech.)	871	796	498	476
M.Sc.(Bio-Tech.)	362	346	181	171
B.Com.	5,228	4,716	3,060	2,924
BBA(Business Admin./B.E.I.A.	2,895	2,623	1,428	1,373
M.Com.	923	830	668	622
MBA	4,142	2,495	1,422	1,082
MBM(Business Mngt./Others)	48	42	29	28

* Back year Data used in respect of the University

Table-7 (Contd....)

State/University & Course Name	Men+Women		Women	
	Total Appeared	Total Passed	Total Appeared	Total Passed
M.H.R.M.(Human Resource Mngt.)	83	78	35	30
B.Ed.	502	488	335	322
M.Ed.	36	36	20	20
B.Tech./BE	55	50	7	7
B.E./B.Sc.(Engg.)(Civil)	52	50	5	2
B.E./B.Sc.(Mechanical)	2	2	1	1
B.E.(Elect.& Comm.)	57	55	26	26
B.E.(Electrical&Elect.)	53	51	17	17
BE/B.Tech.(Biotechnology)	53	52	28	27
B.E.(Computer Sc.)	73	69	41	30
B.Sc./B.Tech.(Bio-Pharm)/Medical	20	20	10	10
B.E./B.Tech(Inform.Sc./Tech.)	67	61	25	24
BFA(Fine Arts)	65	64	6	1
BSW(Social Work)	172	146	143	124
B.Music	11	11	11	8
BCA(Computer Appl.)	4,769	4,014	2,274	2,157
B.H.M./B.Sc.(Hotel Mngt.)/BHMCT	279	204	3	3
M.Lib.(Library Sc.)	13	13	4	4
MFA(Fine Arts)	18	17	8	7
MSW(Social Work)	168	156	115	108
MCA(Computer Appl.)	1,802	1,445	772	659
Univ Total :	45,741	36,733	24,600	22,162

Madras University

B.A.	2,318	981	985	555
M.A.	219	156	76	65
B.Sc.	5,679	2,617	2,693	1,512
B.Sc.(H.Sc.)	114	92	112	91
B.Sc.(Computer Sc.)	4,962	2,644	2,535	1,709
B.Sc(Information Sc./Tech..)	694	400	338	237
M.Sc.	1,238	696	665	438
M.Sc.(Home Science)	4	2	4	2
M.Sc.(Computer Sc.)	490	422	307	288
B.Com.	10,933	6,923	5,797	4,247
BBA(Business Admin./B.E.I.A.	2,804	1,780	1,325	1,008
BBM/BMM(Business/Mkt. Mgt.)	493	380	298	272
M.Com.	260	195	140	125
MBA	1,338	1,182	431	411
MBM(Business Mngt.)/Others	42	37	20	17
BCA(Computer Appl.)	4,182	2,096	1,972	1,309
B.H.M./B.Sc.(Hotel Mngt.)/BHMCT	328	250	29	18
MSW(Social Work)	151	149	51	50
MCA(Computer Appl.)	1,158	1,078	368	350
M.B.M./M.Sc.(Hotel Mngt.)/MHMCT	6	4	1	1

* Back year Data used in respect of the University

Table-7 (Contd....)

State/University & Course Name	Men+Women		Women	
	Total Appeared	Total Passed	Total Appeared	Total Passed
Univ Total :	37,413	22,084	18,147	12,705
* Madurai Kamraj University				
B.A.	2,236	1,073	594	342
M.A.	891	772	416	384
B.Sc.	6,178	4,376	2,799	2,322
M.Sc.	1,899	1,320	1,065	765
B.Com.	4,316	2,874	1,637	1,229
BBA(Business Admin./B.E.I.A.	1,237	945	331	285
M.Com.	506	385	249	215
MBA	296	279	85	82
B.Ed.	5,085	4,490	3,778	3,430
M.Ed.	99	13	71	11
Univ Total :	22,743	16,527	11,025	9,065
* Manonmaniam Sundaranar University				
B.A.	8,950	3,305	4,852	2,264
M.A.	2,211	763	1,455	544
B.Sc.	12,075	6,668	7,346	4,906
M.Sc.	3,681	1,302	2,673	1,048
B.Com.	5,988	3,311	2,821	1,780
BBA(Business Admin./B.E.I.A.	1,082	505	477	205
M.Com.	1,828	446	1,172	319
MBA	540	108	130	53
B.Ed.	4,900	4,448	4,156	4,030
M.Ed.	94	63	75	46
M.Tech./ME/MS	89	89	45	45
B.Lib.(Library Sc.)	18	4	10	4
MSW(Social Work)	47	27	32	27
Univ Total :	41,503	21,039	25,244	15,271
Mother Teresa Women University				
B.Sc.(H.Sc.)	28	26	28	26
B.Sc.(Computer Sc.)	185	180	185	180
B.Sc.(Bio-Technology)	12	12	12	12
B.Com.	315	301	315	301
BBA(Business Admin./B.E.I.A.	152	152	152	152
M.Com.	39	34	39	34
MBA	88	72	88	72
B.Ed.	100	98	100	98
M.Ed.	25	25	25	25
BCA(Computer Appl.)	103	103	103	103
M.Music	2	2	2	2
MCA(Computer Appl.)	44	42	44	42

* Back year Data used in respect of the University

Table-7 (Contd....)

State/University & Course Name	Men+Women		Women	
	Total Appeared	Total Passed	Total Appeared	Total Passed
Univ Total :	1,093	1,047	1,093	1,047
* Tamil University				
M.A.	151	129	93	89
M.Sc.(Computer Sc.)	7	6	5	4
B.Ed.	100	100	68	68
M.Music	4	2	3	1
Univ Total :	262	237	169	162
T.N.Agricultural University				
B.Sc.(Electronic Sc.)	31	27	17	13
M.Sc.(Home Science)	4	3	2	2
M.Sc.(Bio-Tech.)	21	19	7	7
MBA	32	32	14	14
B.Tech./BE	128	119	73	70
B.E./B.Tech.(Ag.Engg)	50	47	19	18
M.E./M.Tech.(Ag.Engg)	23	20	9	8
B.Sc.(Agriculture)	390	362	203	193
B.Sc.(Horticulture)	62	52	21	15
B.Sc.(Forestry)	24	23	9	8
B.Tech.(Dairy Tech/Agri.Engg.)	22	22	19	18
M.Sc.(Agriculture)	229	205	111	101
M.Sc.(Horticulture)	41	24	19	13
Univ Total :	1,057	955	523	480
T.N.Veterinary & Animal Scs.Univ.				
B.E. (Food Tech.)	18	18	9	9
B.Fisheries/Fish.Sc.	25	25	9	9
M.Fisheries/Fish.Sc.	5	5	1	1
B.V.Sc.(Vet. Science)	187	187	68	68
M.V.Sc.(Vet. Science)	46	46	20	20
Univ Total :	281	281	107	107
T.N.Dr.M.G.R.Medical University				
BAMS(Ay.Med.&Surgery)	97	91	58	56
BDS(Dental Surgery)	999	751	595	470
BHMS(Homoeopathic)	354	334	240	234
B.Pharm.	2,441	1,945	782	699
B.Sc.(Nursing)	2,396	2,267	2,089	2,009
BUMS(Unani Med&Surg)	21	19	14	12
MBBS	2,113	1,787	902	814
B.Sc(Med.Lab.Tech.)	11	11	7	7
BPT(Physical Therapy)	1,846	1,568	1,082	946
MDS(Dental Surgery)	101	82	44	37
M.Pharmacy	681	679	196	194

* Back year Data used in respect of the University

Table-7 (Contd....)

State/University & Course Name	Men+Women		Women	
	Total Appeared	Total Passed	Total Appeared	Total Passed
M.Sc.(Nursing)	516	488	450	427
MS	219	191	57	55
M.Sc.(Medical)	2	1	1	0
MCH	63	53	3	2
MD	443	360	219	177
Univ Total :	12,303	10,627	6,739	6,139
* Periyar University				
B.A.	2,411	928	1,272	617
M.A.	280	214	168	138
B.Sc.	4,527	2,879	2,463	1,825
B.Sc.(Computer Sc.)	1,672	1,109	892	698
B.Sc.(Electronic Sc.)	137	89	33	27
B.Sc.(Bio-Technology)	696	562	372	348
M.Sc.	2,612	1,822	1,596	1,229
B.Com.	3,011	1,870	1,451	1,024
BBA(Business Admin./B.E.I.A.)	784	601	166	145
BBM/BMM(Business/Mkt. Mgt.)	76	54	58	44
M.Com.	453	233	312	181
MBA	340	322	66	63
BCA(Computer Appl.)	925	625	486	386
MSW(Social Work)	12	9	3	3
MCA(Computer Appl.)	469	424	177	164
Univ Total :	18,405	11,741	9,515	6,892
T.N.Dr.Ambedkar Law University				
LL.B	2,004	1,309	445	336
LL.B(Special/Integrated)	1,370	991	312	274
LLB(Hons)	132	128	65	64
LL.M	321	109	138	62
Univ Total :	3,827	2,537	960	736
Thiruvalluvar University				
B.A.	4,787	3,168	1,556	1,193
M.A.	562	471	210	185
B.Sc.	9,515	4,671	3,695	1,873
B.Sc.(Computer Sc.)	4,423	2,881	1,811	1,281
B.Sc.(Electronic Sc.)	108	72	35	28
B.Sc(Information Sc./Tech..)	192	125	84	65
B.Sc.(Hotel Mgt/HMCS.)	11	9	4	3
B.Sc.(Bio-Technology)	119	107	63	58
M.Sc.	1,270	801	421	334
M.Sc.(Computer Sc.)	100	90	43	38
M.Sc.(Information Sc/Tech.)	127	106	45	36

* Back year Data used in respect of the University

Table-7 (Contd....)

State/University & Course Name	Men+Women		Women	
	Total Appeared	Total Passed	Total Appeared	Total Passed
M.Sc.(Bio-Tech.)	11	10	4	4
B.Com.	5,760	3,662	2,231	1,455
BBA(Business Admin./B.E.I.A.	1,483	1,111	617	456
M.Com.	715	344	235	112
MBA	93	59	22	14
B.Ed.	65	62	36	35
BCA(Computer Appl.)	2,932	1,576	1,854	982
MCA(Computer Appl.)	344	254	91	77
Univ Total :	32,617	19,579	13,057	8,229
<i>Tamil Nadu Open University</i>				
B.A.	8,333	3,975	3,515	1,929
M.A.	1,466	807	770	462
B.Sc.	783	177	374	109
M.Sc.	972	345	416	135
B.Com.	3,314	733	1,564	449
BBA(Business Admin./B.E.I.A.	4,088	1,231	980	405
M.Com.	345	80	202	59
MBA	1,411	452	402	177
B.Ed.	1,304	1,245	904	863
BCA(Computer Appl.)	2,153	840	644	325
MCA(Computer Appl.)	359	108	122	37
Univ Total :	24,528	9,993	9,893	4,950
<i>Kalasalingam Acad.of Res.& High.Edu</i>				
MBA	108	108	57	57
M.Tech./ME/MS	57	57	30	30
BCA(Computer Appl.)	179	179	107	107
Univ Total :	344	344	194	194
<i>Saveetha Instt.of Medical &Tech.ScS</i>				
MBA	17	17	5	5
B.E.(Elect.& Comm.)	60	46	12	12
B.E.(Computer Sc.)	56	39	22	21
B.E./B.Tech(Inform.Sc./Tech.)	33	22	6	6
BDS(Dental Surgery)	77	77	61	61
B.Sc.(Nursing)	39	34	39	34
B.Sc(Med.Lab.Tech.)	9	7	7	5
BPT(Physical Therapy)	15	11	10	6
MDS(Dental Surgery)	44	40	16	14
M.Sc.(Nursing)	20	20	15	15
M.Sc.(Medical)	14	12	8	5
MPT/M.Sc.(Physiotherapy)/M.Sports(P	7	7	4	4
Univ Total :	391	332	205	188

* Back year Data used in respect of the University

Table-7 (Contd....)

State/University & Course Name	Men+Women		Women	
	Total Appeared	Total Passed	Total Appeared	Total Passed
Academy of Maritime Edu. & Training				
B.Sc.	93	87	40	37
M.Sc.	5	5	2	2
BBM/BMM(Business/Mkt. Mgt.)	24	23	2	2
MBA	77	72	2	2
B.Tech./BE	213	210	29	22
M.Tech./ME/MS	2	2	1	1
Univ Total :	414	399	76	66
Chennai Mathematical Institute				
B.Sc.	19	19	8	8
M.Sc.	3	3	1	1
M.Sc.(Computer Sc.)	5	5	2	2
Univ Total :	27	27	11	11
Periyar Maniammai Inst. of Sc.&Tech				
MBA	58	58	24	24
B.Ed.	98	98	80	80
B.E./B.Sc.(Engg.)(Civil)	8	8	1	1
B.E.(Elect.& Comm.)	7	7	2	2
M.Tech./ME/MS	9	9	3	3
M.E/M.Sc(Engg.& Civil)	4	4	2	2
M.E./M.Tech.(Computer Sc.)	3	3	3	3
Univ Total :	187	187	115	115
Ponnaiyah Ramajayam Inst.ofSc.&Tech				
M.Sc.	128	118	69	66
M.Sc.(Bio-Tech.)	31	29	19	19
M.Com.	7	6	5	4
MBA	287	197	102	90
B.Ed.	547	528	437	425
M.Ed.	132	126	69	67
M.E/M.Sc(Engg.& Civil)	8	7	1	1
M.E./M.Sc(Mechanical)	21	18	2	2
M.E.(Elect.& Comm.)	74	60	31	25
M.E./M.Tech.(Computer Sc.)	63	48	31	27
M.Pharmacy	138	119	33	32
MCA(Computer Appl.)	268	243	106	100
Univ Total :	1,704	1,499	905	858
Av.Instt.for H.Sc.& H.Edu.for Women				
B.A.	123	100	123	100
M.A.	25	23	25	23
B.Sc.	168	154	168	154
B.Sc.(H.Sc.)	157	121	157	121

* Back year Data used in respect of the University

Table-7 (Contd....)

State/University & Course Name	Men+Women		Women	
	Total Appeared	Total Passed	Total Appeared	Total Passed
B.Sc.(Computer Sc.)	45	44	45	44
B.Sc(Information Sc./Tech..)	37	37	37	37
M.Sc.	140	138	140	138
M.Sc.(Home Science)	108	104	108	104
M.Sc.(Computer Sc.)	4	4	4	4
M.Sc.(Bio-Tech.)	18	18	18	18
B.Com.	168	158	168	158
BBA(Business Admin./B.E.I.A.	35	34	35	34
M.Com.	9	9	9	9
MBA	61	59	61	59
B.Ed.	169	158	169	158
M.Ed.	28	28	28	28
B.E./B.Sc.(Engg.)(Civil)	23	17	23	17
B.E./B.Sc.(Electrical)	29	24	29	24
B.E.(Elect.& Comm.)	62	59	62	59
B.E.(Computer Sc.)	89	87	89	87
B.E./B.Tech(Inform.Sc./Tech.)	91	86	91	86
M.E./M.Tech.(Computer Sc.)	7	7	7	7
BCA(Computer Appl.)	46	43	46	43
MCA(Computer Appl.)	20	20	20	20
Univ Total :	1,662	1,532	1,662	1,532

Sri C.S.Saraswathi Vishwavidyalaya

Acharya(M.A.)	12	12	9	9
MOL(Oriental Learning)	8	8	3	3
B.Sc.	21	17	10	8
B.Sc.(Computer Sc.)	61	60	34	30
B.Sc(Information Sc./Tech..)	84	76	32	28
B.Com.	122	97	58	49
MBA	80	77	41	41
B.Ed.	100	99	87	86
B.E./B.Sc.(Electrical)	54	51	6	5
B.E./B.Sc.(Mechanical)	57	50	25	22
B.E.(Elect.& Comm.)	68	62	9	9
B.E.(Computer Sc.)	111	106	22	17
B.E./B.Tech(Inform.Sc./Tech.)	19	16	2	2
ME/M.Tech(Elec/Power)	14	14	2	2
BAMS(Ay.Med.&Surgery)	43	43	22	22
BCA(Computer Appl.)	37	37	22	22
MCA(Computer Appl.)	152	152	40	40
Univ Total :	1,043	977	424	395

Sri Ramachandra Med.Col.& Res.Instt

BAMS(Ay.Med.&Surgery)	124	102	81	70
-----------------------	-----	-----	----	----

* Back year Data used in respect of the University

Table-7 (Contd....)

State/University & Course Name	Men+Women		Women	
	Total Appeared	Total Passed	Total Appeared	Total Passed
B.Pharm.	59	59	34	34
B.Sc.(Nursing)	46	45	24	23
MBBS	214	177	114	104
B.Sc.(Medical)	72	70	44	42
BPT(Physical Therapy)	33	27	22	17
B.Sc.(Nursing)(Post Basic)	29	29	22	22
MDS(Dental Surgery)	26	26	14	14
M.Pharmacy	40	40	26	26
M.Sc.(Nursing)	30	29	25	24
MS	33	33	17	17
M.Sc.(Med.Lab.Tech.)	3	3	2	2
M.Sc.(Medical)	93	91	66	65
MPT/M.Sc.(Physiotherapy)/M.Sports(P)	12	11	9	8
MHA (Hospital Admm.)/MMH/MHM	30	30	22	22
DM	14	14	3	3
MCH	10	10	4	4
MD	47	46	20	20
Univ Total :	915	842	549	517

Gandhigram Rural Institute

B.A.	11	9	4	3
M.A.	68	63	44	40
B.Sc.	136	114	60	50
M.Sc.	151	132	90	85
B.Com.	45	42	20	20
BBA(Business Admin./B.E.I.A.)	61	54	14	14
MBA	52	47	30	29
B.Ed.	50	50	40	40
M.Ed.	25	25	12	12
B.Tech./BE	19	18	13	13
Univ Total :	618	554	327	306

Anna University (Coimbatore)

B.Sc.	154	36	33	19
B.Sc.(Computer Sc.)	1,893	900	1,053	615
B.Sc(Information Sc./Tech..)	1,343	571	662	382
M.Sc.	86	85	86	85
M.Sc.(Computer Sc.)	1,289	834	602	468
M.Sc.(Information Sc/Tech.)	446	234	270	184
MBA	8,480	7,502	2,727	2,593
B.Arch.	240	83	102	53
B.Tech./BE	82,405	41,330	27,814	20,155
M.Tech./ME/MS	1,663	1,468	872	820
BCA(Computer Appl.)	160	79	160	79

* Back year Data used in respect of the University

Table-7 (Contd....)

State/University & Course Name	Men+Women		Women	
	Total Appeared	Total Passed	Total Appeared	Total Passed
MCA(Computer Appl.)	7,076	6,495	3,183	3,047
Univ Total :	1,05,235	59,617	37,564	28,500
<i>Anna University (Tiruchirapalli)</i>				
M.Sc.(Information Sc/Tech.)	279	116	79	45
MBA	3,873	2,718	774	687
B.Arch.	129	29	27	13
B.Tech./BE	88,970	36,967	22,901	13,922
M.Tech./ME/MS	1,934	1,086	974	641
M.E./M.Tech.(Bio.Tecology)	38	35	25	23
M.Pharmacy	54	50	18	18
MCA(Computer Appl.)	3,314	2,060	1,564	1,180
Univ Total :	98,591	43,061	26,362	16,529
<i>Vellore Instt.of Technology</i>				
B.Sc.	19	16	15	12
B.Sc.(Computer Sc.)	68	62	24	23
B.Sc.(Bio-Technology)	98	93	67	66
M.Sc.	492	486	345	340
M.Sc.(Computer Sc.)	253	240	117	115
B.Com.	86	70	24	21
MBA	179	167	75	71
B.Tech./B.E.(Chem.)	40	36	12	11
B.Tech./BE	211	199	62	60
B.E./B.Sc.(Engg.)(Civil)	71	67	6	6
B.E./B.Sc.(Electrical)	153	138	14	14
B.E./B.Sc.(Mechanical)	177	163	5	5
B.E.(Elect.& Comm.)	302	284	22	22
BE/B.Tech.(Biotechnology)	247	241	85	85
B.E.(Computer Sc.)	296	283	29	29
B.E./B.Tech(Inform.Sc./Tech.)	221	202	44	43
M.Tech./ME/MS	587	582	147	145
BCA(Computer Appl.)	105	93	41	41
MCA(Computer Appl.)	181	181	31	31
Univ Total :	3,786	3,603	1,165	1,140
<i>Vinayaka Mission's Res.Foundation</i>				
MBA	151	138	20	20
B.Ed.	199	191	90	86
M.Ed.	17	15	5	5
B.Arch.	11	6	4	2
B.Tech./BE	149	130	58	55
B.E./B.Sc.(Electrical)	83	67	5	5
B.E./B.Sc.(Mechanical)	99	65	43	28

* Back year Data used in respect of the University

Table-7 (Contd....)

State/University & Course Name	Men+Women		Women	
	Total Appeared	Total Passed	Total Appeared	Total Passed
B.E.(Elect.& Comm.)	47	39	8	7
B.E.(Computer Sc.)	104	80	8	8
B.E./B.Tech(Inform.Sc./Tech.)	69	47	6	6
M.Tech./ME/MS	94	77	23	22
M.E.(Environ.Engg.)	5	5	1	1
M.E./M.Tech.(Computer Sc.)	76	64	35	33
M.Tech. (Information Sc./Tech.)	5	4	1	1
BDS(Dental Surgery)	39	24	17	11
BHMS(Homoeopathic)	81	79	52	52
B.Pharm.	5	4	2	2
B.Sc.(Nursing)	26	23	1	1
MBBS	253	210	110	94
BPT(Physical Therapy)	10	10	1	1
B.Optomety	1	1	0	0
MDS(Dental Surgery)	11	11	1	1
M.Pharmacy	109	108	9	9
M.Sc.(Nursing)	24	24	13	13
MS	8	8	3	3
M.Sc.(Med.Lab.Tech.)	54	39	9	8
B.P.Ed.(Phy.Edu.)/BPE/BA(Yoga)	46	37	11	10
MCA(Computer Appl.)	118	93	13	12
Univ Total :	1,894	1,599	549	496

* **Satyabama Instt.of Science & Tech.**

B.Sc.	161	150	49	49
M.Sc.	88	84	32	32
BBA(Business Admin./B.E.I.A.	40	33	11	11
MBA	262	257	76	76
B.Ed.	58	58	58	58
M.Ed.	2	2	2	2
B.Tech./B.E.(Chem.)	64	58	18	18
B.Arch.	75	70	39	39
B.Tech./BE	1,112	1,020	478	478
B.E./B.Sc.(Engg.)(Civil)	60	53	14	14
B.E./B.Sc.(Electrical)	141	118	34	31
B.E./B.Sc.(Mechanical)	133	119	31	25
M.Arch.	8	8	3	3
M.Tech./ME/MS	469	406	165	156
Univ Total :	2,673	2,436	1,010	992

Shanmugha Arts,Sc.,Tech.& Res.Acad.

B.A.	198	170	33	28
M.A.	141	131	28	24
B.Sc.	265	151	124	97

* Back year Data used in respect of the University

Table-7 (Contd....)

State/University & Course Name	Men+Women		Women	
	Total Appeared	Total Passed	Total Appeared	Total Passed
M.Sc.	188	176	144	138
B.Com.	113	82	59	53
BBA(Business Admin./B.E.I.A.	59	34	24	18
MBA	204	159	118	99
B.Ed.	49	49	41	41
B.Tech./BE	2,205	1,880	590	546
M.Tech./ME/MS	223	209	96	95
M.Pharmacy	53	53	19	19
BCA(Computer Appl.)	120	87	63	57
MCA(Computer Appl.)	432	420	315	269
Univ Total :	4,250	3,601	1,654	1,484

SRM Institute of Science and Tech.

B.A.	4	4	1	1
B.Sc.	18	18	12	12
B.Sc.(Computer Sc.)	54	44	18	18
B.Sc.(Hotel Mgt/HMCS.)	43	40	1	1
B.Sc.(Bio-Technology)	19	16	13	13
M.Sc.	154	151	68	68
B.Com.	58	49	15	15
BBA(Business Admin./B.E.I.A.	45	30	9	9
MBA	1,119	1,031	267	267
B.Ed.	384	384	284	282
M.Ed.	52	52	32	32
B.Tech./B.E.(Chem.)	29	28	6	6
B.Arch.	44	42	20	20
B.Tech./BE	637	590	189	175
B.E./B.Sc.(Engg.)(Civil)	80	63	11	11
B.E./B.Sc.(Electrical)	206	188	19	18
B.E./B.Sc.(Mechanical)	210	192	90	83
B.E.(Elect.& Comm.)	299	283	36	36
B.E.(Computer Sc.)	433	388	58	55
B.E./B.Tech(Inform.Sc./Tech.)	235	193	48	48
M.Tech./ME/MS	434	401	104	104
BDS(Dental Surgery)	87	63	39	37
B.Pharm.	112	111	47	46
B.Sc.(Nursing)	43	43	43	43
BPT(Physical Therapy)	21	21	13	13
B.Sc.(Occupational Therapy)	10	10	7	7
MDS(Dental Surgery)	29	29	8	8
M.Pharmacy	98	98	29	29
M.Sc.(Nursing)	15	15	15	15
M.Sc.(Medical)	27	26	16	16
MPT/M.Sc.(Physiotherapy)/M.Sports(P	14	14	5	5

* Back year Data used in respect of the University

Table-7 (Contd....)

State/University & Course Name	Men+Women		Women	
	Total Appeared	Total Passed	Total Appeared	Total Passed
M.A.(Community Health/Public Health)	19	19	10	10
BCA(Computer Appl.)	107	66	23	23
Univ Total :	5,139	4,702	1,556	1,526
<i>Amrita Vishwa Vidyapeetham</i>				
B.Sc.	30	30	28	28
B.Sc.(Computer Sc.)	129	115	88	85
B.Sc.(Bio-Technology)	38	37	36	35
M.Sc.	42	41	28	27
M.Sc.(Computer Sc.)	9	8	3	3
M.Sc.(Information Sc/Tech.)	51	51	39	39
M.Sc.(Bio-Tech.)	45	43	39	38
B.Com.	147	134	120	115
BBM/BMM(Business/Mkt. Mgt.)	111	101	50	46
M.Com.	18	17	13	12
MBA	118	118	28	28
B.Ed.	96	96	47	47
B.Tech./BE	169	168	70	69
B.E./B.Sc.(Electrical)	239	229	78	78
B.E./B.Sc.(Mechanical)	191	187	10	10
B.E.(Elect.& Comm.)	322	319	105	104
B.E.(Computer Sc.)	322	304	116	111
B.E./B.Tech(Inform.Sc./Tech.)	250	249	116	116
M.Tech./ME/MS	74	74	47	46
ME/M.Tech(Elec/Power)	23	23	13	13
M.E./M.Sc(Mechanical)	21	21	2	2
M.E.(Elect.& Comm.)	54	54	36	36
M.E./M.Tech.(Computer Sc.)	10	10	5	5
BAMS(Ay.Med.&Surgery)	49	49	42	42
BDS(Dental Surgery)	98	98	72	72
B.Pharm.	67	67	50	50
B.Sc.(Nursing)	50	48	39	37
MBBS	91	91	60	60
B.Sc.(Medical)	15	15	10	10
M.Sc.(Medical)	57	57	34	34
MHA (Hospital Admm.)/MMH/MHM	29	28	25	24
MCH	2	2	1	1
BCA(Computer Appl.)	244	243	193	193
MFA(Fine Arts)	15	15	6	6
MSW(Social Work)	32	29	18	15
MCA(Computer Appl.)	181	175	118	115
MMC(Mass Comm.)/MMMMC	19	19	11	11
Univ Total :	3,458	3,365	1,796	1,763

* Back year Data used in respect of the University

Table-7 (Contd....)

State/University & Course Name	Men+Women		Women	
	Total Appeared	Total Passed	Total Appeared	Total Passed
MGR Educational & Research Instt				
M.Sc.(Information Sc/Tech.)	1	1	1	1
MBA	190	181	25	24
B.Ed.	99	96	50	48
B.Tech./B.E.(Chem.)	27	23	1	1
B.Tech./BE	90	80	7	7
B.E./B.Sc.(Engg.)(Civil)	158	124	68	53
B.E./B.Sc.(Electrical)	238	187	5	5
B.E./B.Sc.(Mechanical)	484	385	208	166
B.E.(Elect.& Comm.)	341	262	10	9
B.E.(Computer Sc.)	329	304	12	12
B.E./B.Tech(Inform.Sc./Tech.)	110	96	18	17
M.E./M.Tech.(Computer Sc.)	36	34	3	3
BDS(Dental Surgery)	32	20	14	9
B.Sc.(Nursing)	28	28	12	12
BPT(Physical Therapy)	13	10	6	4
MPT/M.Sc.(Physiotherapy)/M.Sports(P	7	6	3	3
B.H.M./B.Sc.(Hotel Mngt.)/BHMCT	11	10	3	3
MCA(Computer Appl.)	223	206	26	26
Univ Total :	2,417	2,053	472	403
Bharath University				
MBA	120	116	60	59
B.Arch.	21	19	9	8
B.E./B.Sc.(Engg.)(Civil)	100	65	45	30
B.E./B.Sc.(Electrical)	141	96	50	40
B.E./B.Sc.(Mechanical)	148	108	64	46
B.E.(Elect.& Comm.)	96	62	50	40
B.E.(Computer Sc.)	146	115	52	30
B.E./B.Tech(Inform.Sc./Tech.)	117	92	60	39
M.E./M.Tech.(Computer Sc.)	20	17	12	10
M.Tech. (Information Sc./Tech.)	2	1	1	0
MBBS	150	125	76	65
MDS(Dental Surgery)	30	29	8	8
M.Sc.(Nursing)	24	24	23	23
MCA(Computer Appl.)	67	63	30	29
Univ Total :	1,182	932	540	427
National Instt.of Tech.(Tiruchi)				
M.Sc.	62	61	35	35
MBA	68	68	10	10
B.Tech./BE	567	530	88	81
M.Tech./ME/MS	355	352	36	34
MCA(Computer Appl.)	57	57	11	11

* Back year Data used in respect of the University

Table-7 (Contd....)

State/University & Course Name	Men+Women		Women	
	Total Appeared	Total Passed	Total Appeared	Total Passed
Univ Total :	1,109	1,068	180	171
<i>Meenakshi Academy of Hr.Edu. & Res.</i>				
M.E./M.Sc(Mechanical)	4	4	2	2
M.E.(Elect.& Comm.)	22	18	1	1
BDS(Dental Surgery)	454	364	317	269
B.Sc.(Nursing)	139	118	86	74
MBBS	564	450	283	248
BPT(Physical Therapy)	25	22	8	8
MDS(Dental Surgery)	43	43	20	20
M.Sc.(Nursing)	38	34	24	22
MPT/M.Sc.(Physiotherapy)/M.Sports(P	15	9	7	4
Univ Total :	1,304	1,062	748	648
<i>Karunya Instt. of Tech. & Science</i>				
M.A.	4	4	4	4
M.Sc.	25	25	12	12
MBA	257	255	113	112
B.Ed.	31	31	27	27
M.Ed.	3	3	2	2
B.Tech./BE	1,147	1,066	420	408
M.Tech./ME/MS	280	280	156	156
MCA(Computer Appl.)	120	119	56	56
Univ Total :	1,867	1,783	790	777
<i>Dakshina Bharat Hindi Prachar Sabha</i>				
M.A.	79	62	46	44
B.Ed.	1,088	1,074	604	600
Univ Total :	1,167	1,136	650	644
* <i>Indian Institute of Tech.(Madras)</i>				
M.Sc.	124	114	16	14
MBA	52	48	14	13
B.Tech./B.E.(Chem.)	53	49	16	14
B.Tech/BE(Meterology)	31	29	12	11
B.Tech./BE	23	22	4	4
B.E./B.Sc.(Engg.)(Civil)	55	50	17	16
B.E./B.Sc.(Electrical)	95	88	10	10
B.E./B.Sc.(Mechanical)	116	107	18	17
B.E.(Space/Aeronautic)	31	29	5	5
B.E.(Computer Sc.)	42	38	8	7
M.E./M.Tech(Chemical/Bio-chemical)	60	55	10	10
ME/M.Tech(Meterology)	34	31	5	5
M.Tech./ME/MS	34	31	5	5
M.E/M.Sc(Engg.& Civil)	113	104	12	11

* Back year Data used in respect of the University

Table-7 (Contd....)

State/University & Course Name	Men+Women		Women	
	Total Appeared	Total Passed	Total Appeared	Total Passed
ME/M.Tech(Elec/Power)	150	138	21	19
M.E./M.Sc(Mechanical)	179	166	20	18
ME(Space/Aeronautic)	31	29	8	7
M.E./M.Tech.(Bio.Tecnology)	1	1	0	0
M.Tech.(Appl.Optics/Mechanics)	44	41	3	2
M.E./M.Tech.(Computer Sc.)	100	92	9	8
Univ Total :	1,368	1,262	213	196
<i>Chettinad Acad. of Research & Edu.</i>				
M.Sc.	9	8	6	5
Univ Total :	9	8	6	5
<i>Hindustan College of Engineering</i>				
MBA	87	87	18	18
M.Tech./ME/MS	45	43	4	3
Univ Total :	132	130	22	21
<i>Rajiv Gandhi Nat. Instt. Youth Dev.</i>				
M.A.	45	45	12	12
Univ Total :	45	45	12	12
<i>St.Peter's Instt. of Hr. Edu. & Res.</i>				
M.Sc.(Information Sc/Tech.)	9	9	6	6
M.Tech./ME/MS	21	18	9	9
Univ Total :	30	27	15	15
<i>Vel's Instt.of Sc.,Tech. & Adv. Std</i>				
M.Sc.	40	36	13	11
M.Sc.(Bio-Tech.)	32	32	13	13
MBA	115	109	18	17
M.Pharmacy	94	94	30	27
Univ Total :	281	271	74	68
<i>Anna Universtiy (Tirunelveli)</i>				
MBA	3,173	2,914	1,108	1,065
B.Tech./BE	1,545	1,493	523	510
B.Sc.(Textile)	18	18	12	12
B.E./B.Sc.(Engg.)(Civil)	5,625	5,548	1,340	1,323
B.E./B.Sc.(Mechanical)	10,767	10,647	51	33
B.E.(Elect.& Comm.)	17,816	17,645	8,925	8,890
B.E.(Space/Aeronautic)	1,338	1,286	200	190
B.E.(Polymer Sc.&Tech.)	130	130	33	33
B.E.(Electrical&Elect.)	11,792	11,622	2,911	2,886
B.E.(Automobile)	245	242	105	104
BE/B.Tech.(Biotechnology)	490	483	336	331

* Back year Data used in respect of the University

Table-7 (Contd....)

State/University & Course Name	Men+Women		Women	
	Total Appeared	Total Passed	Total Appeared	Total Passed
B.E.(Computer Sc.)	14,414	14,299	8,148	8,112
B.Sc./B.Tech.(Bio-Pharm)/Medical	208	208	104	104
B.E./B.Tech(Inform.Sc./Tech.)	7,304	7,258	3,812	3,804
M.Tech./ME/MS	3,826	3,718	1,854	1,832
MCA(Computer Appl.)	1,971	1,918	1,186	1,163
Univ Total :	80,662	79,429	30,648	30,392
State Total :	7,94,759	4,47,668	2,88,113	2,18,788

Tripura

* *Tripura University*

B.A.	2,227	1,877	1,221	1,024
B.A.(Hons.)	1,581	1,422	793	718
M.A.	592	516	332	296
B.Sc.	478	409	150	128
B.Sc.(Hons.)	311	282	148	135
M.Sc.	105	89	52	47
B.Com.	270	165	4	1
B.Com.(Hons.)	113	101	10	9
M.Com.	43	34	5	5
B.Ed.	419	329	162	131
B.E./B.Sc.(Engg.)(Civil)	38	35	6	6
B.E./B.Sc.(Electrical)	53	50	22	20
B.E./B.Sc.(Mechanical)	49	46	12	11
B.E.(Computer Sc.)	52	48	20	18
B.Pharm.	34	31	12	11
LL.B	27	17	12	4
B.P.Ed.(Phy.Edu.)/BPE/BA(Yoga)	32	30	5	5
B.Music	22	20	21	19
B.V.A.(Visual Arts)	20	18	6	6
Univ Total :	6,466	5,519	2,993	2,594

National Instt. of Tech.(Agartala)

B.Tech./BE	27	27	13	13
B.E./B.Sc.(Engg.)(Civil)	44	44	16	16
B.E./B.Sc.(Electrical)	48	48	13	13
B.E./B.Sc.(Mechanical)	43	43	18	18
B.E.(Elect.& Comm.)	30	30	5	5
B.E.(Production Engg)	20	20	3	3
B.E.(Computer Sc.)	38	38	15	15
M.E/M.Sc(Engg.& Civil)	10	10	4	4
ME/M.Tech(Elec/Power)	12	12	4	4
M.E./M.Sc(Mechanical)	9	8	4	3

* Back year Data used in respect of the University

Table-7 (Contd....)

State/University & Course Name	Men+Women		Women	
	Total Appeared	Total Passed	Total Appeared	Total Passed
Univ Total :	281	280	95	94
<i>The ICFAI University (Agartala)</i>				
B.Sc.(Computer Sc.)	10	8	2	2
BBA(Business Admin./B.E.I.A.	35	30	12	12
MBA	28	22	11	10
B.Ed.	46	41	15	15
B.E.(Elect.& Comm.)	22	22	5	5
B.E.(Computer Sc.)	46	46	10	10
BCA(Computer Appl.)	42	39	12	12
MCA(Computer Appl.)	3	3	1	1
Univ Total :	232	211	68	67
State Total :	6,979	6,010	3,156	2,755

Uttar Pradesh

Aligarh Muslim University

B.A.(Hons.)	606	495	358	282
B.Theology	13	13	6	6
B.A.(Social Sc.)	867	746	531	430
M.A.	514	335	310	190
M.Theology	18	17	7	7
M.A.(Education)	45	19	31	11
B.Sc.	152	143	72	69
B.Sc.(Hons.)	618	506	118	111
B.Sc.(H.Sc.)	23	22	23	22
B.Sc.(Computer Sc.)	71	68	12	12
M.Sc.	712	587	390	316
M.Sc.(Home Science)	8	8	8	8
M.Sc.(Bio-Tech.)	14	14	3	3
B.Com.(Hons.)	284	265	103	89
M.Com.	59	49	33	24
MBA	81	76	17	17
MFM(Finnacial Mngt.)/MFC(Finnacial	22	20	3	1
B.Ed.	122	118	94	92
M.Ed.	25	24	21	21
B.E.(Petroleum & Chem)	8	5	3	2
B.Tech./B.E.(Chem.)	26	22	6	6
B.Arch.	21	21	9	9
B.E./B.Sc.(Engg.)(Civil)	99	94	5	5
B.E./B.Sc.(Electrical)	97	96	13	13
B.E./B.Sc.(Mechanical)	143	128	2	2
B.E.(Elect.& Comm.)	62	57	10	10

* Back year Data used in respect of the University

Table-7 (Contd....)

State/University & Course Name	Men+Women		Women	
	Total Appeared	Total Passed	Total Appeared	Total Passed
B.E.(Computer Sc.)	59	55	6	6
M.Tech(Petroleum/Chem.)	1	1	0	0
M.E./M.Tech(Chemical/Bio-chemical)	3	3	1	1
M.Tech./ME/MS	13	13	4	4
M.E/M.Sc(Engg.& Civil)	3	3	1	1
ME/M.Tech(Elec/Power)	12	12	2	2
M.E./M.Sc(Mechanical)	21	21	2	2
M.E.(Elect.& Comm.)	8	8	3	3
M.E./M.Tech.(Computer Sc.)	10	10	4	4
BDS(Dental Surgery)	36	29	19	19
BUMS(Unani Med&Surg)	61	58	32	30
MBBS	157	155	51	51
MS	28	28	8	8
MCH	2	2	1	1
MD	60	59	18	18
M.Sc.(Agriculture)	59	56	32	32
M.Tech.(Dairy Tech/Agri. Engg.)	9	8	5	5
LL.B(Special/Integrated)	84	84	21	21
LL.M	21	15	4	4
B.Lib.(Library Sc.)	51	47	30	29
BFA(Fine Arts)	38	36	34	32
B.P.Ed.(Phy.Edu.)/BPE/BA(Yoga)	56	55	14	14
M.Lib.(Library Sc.)	31	30	22	21
MFA(Fine Arts)	11	10	5	5
MSW(Social Work)	22	22	4	4
MCA(Computer Appl.)	60	60	10	10
MA(Tourism Mgt)/MTM/MTA	19	16	2	1
Univ Total :	5,645	4,844	2,523	2,086

* **Allahabad University**

B.A.	10,814	10,303	6,015	4,256
M.A.	1,256	1,124	510	480
B.Sc.	1,280	1,186	512	431
B.Sc.(H.Sc.)	27	26	10	9
M.Sc.	421	409	165	150
B.Com.	2,206	2,035	890	817
M.Com.	175	143	64	57
MBA	53	53	20	18
B.Tech./BE	46	46	12	9
M.Tech./ME/MS	9	9	2	1
M.Sc.(Agriculture)	23	23	5	3
LL.B	677	567	105	75
BFA(Fine Arts)	36	35	21	13
B.Music	20	20	15	11

* Back year Data used in respect of the University

Table-7 (Contd....)

State/University & Course Name	Men+Women		Women	
	Total Appeared	Total Passed	Total Appeared	Total Passed
MFA(Fine Arts)	19	18	8	7
M.Music	54	53	23	19
Univ Total :	17,116	16,050	8,377	6,356
<i>Narendra Dev Univ.of Agri.& Tech.</i>				
B.Sc.(H.Sc.)	45	45	35	35
M.Sc.(Home Science)	4	3	4	3
B.E./B.Tech.(Ag.Engg)	61	57	2	2
B.Sc.(Agriculture)	94	92	6	5
B.Sc.(Horticulture)	27	22	3	2
B.Fisheries/Fish.Sc.	27	27	3	3
B.Sc.(Sericulture)	9	9	4	4
M.Sc.(Agriculture)	114	114	11	11
M.Sc.(Horticulture)	36	36	2	2
M.V.Sc.(Vet. Science)	9	9	1	1
Univ Total :	426	414	71	68
<i>B.B.R.Ambedkar University (Lucknow)</i>				
M.A.	65	34	13	9
M.Sc.	86	76	44	37
M.Sc.(Computer Sc.)	72	56	23	22
M.Sc.(Agriculture)	43	24	4	3
LL.M	50	42	3	1
MJMC (Journalism & Mass Comm.)	27	17	5	1
Univ Total :	343	249	92	73
<i>Banaras Hindu University</i>				
B.A.(Hons.)	2,089	1,993	1,089	1,051
B.A.(Home Science)	108	105	108	105
Shastri(B.A.)	37	37	2	2
M.A.	944	919	457	442
Acharya(M.A.)	37	36	15	11
M.A.(Home Science)	18	16	18	16
B.Sc.(Hons.)	524	492	215	205
B.Sc.(Computer Sc.)	30	22	8	6
M.Sc.	455	433	171	165
M.Sc.(Home Science)	23	23	23	23
M.Sc.(Computer Sc.)	19	19	6	6
M.Stat.	32	27	13	13
M.Sc.(Bio-Tech.)	13	13	5	5
B.Com.(Hons.)	442	438	178	177
M.Com.	130	120	53	51
MBA	71	70	8	8
M.E.M.(Environ. Mngt.)	22	20	6	6

* Back year Data used in respect of the University

Table-7 (Contd....)

State/University & Course Name	Men+Women		Women	
	Total Appeared	Total Passed	Total Appeared	Total Passed
MIBA(Indl.Bus.Admn.)	29	28	8	8
MFM(Finnacial Mngt.)/MFC(Finnacial)	27	25	8	7
M.Com. (Insur. & Risk Mngt.)	24	22	6	6
B.Ed.	625	615	241	238
M.Ed.	76	75	30	30
B.Tech./B.E.(Chem.)	63	60	4	4
B.Tech/BE(Meterology)	37	36	2	2
B.E./B.Sc.(Engg.)(Civil)	38	38	4	4
B.E./B.Sc.(Electrical)	57	52	4	4
B.E./B.Sc.(Mechanical)	47	43	2	2
B.E./B.Tech.(Mining)	45	45	2	2
B.E.(Elect.& Comm.)	59	57	4	2
B.E.(Computer Sc.)	40	39	2	2
M.E./M.Tech(Chemical/Bio-chemical)	27	27	3	3
M.Tech./ME/MS	33	33	8	8
M.E/M.Sc(Engg.& Civil)	18	18	8	8
ME/M.Tech(Elec/Power)	27	27	12	12
M.E./M.Sc(Mechanical)	23	23	1	1
M.E./M.Tech.(Mining)	8	8	3	3
M.E.(Elect.& Comm.)	21	21	4	4
M.Tech.(Ceramic)	6	6	3	3
BAMS(Ay.Med.&Surgery)	48	45	10	10
B.Pharm.	11	10	3	3
MBBS	59	59	6	6
MDS(Dental Surgery)	2	2	2	2
M.Pharmacy	19	19	5	5
MS	33	26	7	6
DM	7	7	3	3
MCH	8	8	3	3
MD	54	54	14	14
B.Sc.(Agriculture)	88	88	22	22
M.Sc.(Agriculture)	180	180	37	37
LL.B	268	224	47	42
LL.M	65	63	7	7
BFA(Fine Arts)	57	56	14	14
B.P.Ed.(Phy.Edu.)/BPE/BA(Yoga)	74	73	18	18
B.Music	37	37	20	20
M.Lib.(Library Sc.)	31	31	5	5
MFA(Fine Arts)	44	44	13	13
M.P.Ed.(Phy.Edu.)/MPE/MA(Yoga)	33	33	8	8
M.Music	40	39	28	27
M.A.(Social Work)	33	33	15	15
MCA(Computer Appl.)	57	52	6	6

* Back year Data used in respect of the University

Table-7 (Contd....)

State/University & Course Name	Men+Women		Women	
	Total Appeared	Total Passed	Total Appeared	Total Passed
MMC(Mass Comm.)/MMMMC	31	28	13	12
Univ Total :	7,603	7,292	3,040	2,943
* Bundelkhand University				
B.A.	20,174	18,531	8,018	7,943
M.A.	7,774	7,774	3,774	3,774
B.Sc.	5,331	4,834	2,061	1,993
B.Sc.(Hons.)	373	364	126	120
B.Sc.(H.Sc.)	24	23	24	23
M.Sc.	796	752	345	331
M.Sc.(Home Science)	39	36	39	36
B.Com.	1,821	1,762	489	442
B.Com.(Hons.)	58	56	32	32
BBA(Business Admin./B.E.I.A.)	50	39	13	11
B.H.M.(Home Mngt.)	49	41	1	1
M.Com.	593	370	134	107
MBA	250	214	84	61
B.Ed.	1,674	534	430	430
M.Ed.	135	126	59	59
B.Tech./BE	325	270	48	44
M.Tech./ME/MS	14	13	4	4
B.Pharm.	56	55	13	13
BPT(Physical Therapy)	24	24	9	9
M.Pharmacy	38	38	6	6
M.Sc.(Medical)	51	48	19	18
B.Sc.(Agriculture)	311	311	3	3
M.Sc.(Agriculture)	138	130	10	10
LL.B	370	328	102	98
LL.M	18	15	6	6
B.Lib.(Library Sc.)	80	68	39	35
BFA(Fine Arts)	11	8	4	3
B.P.Ed.(Phy.Edu.)/BPE/BA(Yoga)	225	218	45	42
BCA(Computer Appl.)	70	52	11	10
BTA (Theator Arts)	17	16	5	5
B.J.M.C.(Journalism & Mass Comm.)	76	62	15	13
M.Lib.(Library Sc.)	51	47	25	25
MFA(Fine Arts)	11	10	6	6
MSW(Social Work)	46	44	20	20
MCA(Computer Appl.)	57	51	8	8
Univ Total :	41,130	37,264	16,027	15,741
Chandra S.Azad Univ.of Agri. & Tech.				
B.Sc.(H.Sc.)	37	37	37	37
M.Sc.(Home Science)	20	20	20	20

* Back year Data used in respect of the University

Table-7 (Contd....)

State/University & Course Name	Men+Women		Women	
	Total Appeared	Total Passed	Total Appeared	Total Passed
MBA	30	30	13	13
B.E./B.Tech.(Ag.Engg)	38	38	4	4
B.E./B.Sc.(Mechanical)	31	31	3	3
B.E.(Elect.& Comm.)	38	38	8	8
B.E.(Computer Sc.)	38	38	7	7
B.Sc.(Agriculture)	138	138	11	11
M.Sc.(Agriculture)	81	81	3	3
Univ Total :	451	451	106	106

*** Choudhry Charan Singh University**

B.Sc.(H.Sc.)	23	23	23	23
M.Sc.	87	87	12	12
M.Sc.(Home Science)	16	16	16	16
MBA	30	30	7	7
B.Tech./BE	31	31	2	2
M.Tech./ME/MS	1	1	1	1
B.Sc.(Agriculture)	59	59	6	6
M.Sc.(Agriculture)	47	47	6	5
M.Sc.(Horticulture)	3	3	1	1
B.V.Sc.(Vet. Science)	50	50	3	3
M.Sc.(Animal Science)	1	1	0	0
M.V.Sc.(Vet. Science)	21	21	5	5
Univ Total :	369	369	82	81

*** Dr.Bhimrao Ambedkar University**

B.A.	76,787	49,944	39,576	17,634
Shastri(B.A.)	143	83	35	22
M.A.	22,536	14,180	11,912	8,545
B.Sc.	13,146	6,937	3,073	1,481
B.Sc.(H.Sc.)	26	20	26	20
B.Sc.(Computer Sc.)	104	71	20	16
M.Sc.	2,952	1,727	1,072	814
M.Sc.(Home Science)	13	8	13	8
M.Sc.(Computer Sc.)	247	121	42	30
B.Com.	9,264	3,908	1,478	900
BBA(Business Admin./B.E.I.A.)	741	546	205	142
M.Com.	2,141	872	257	121
MBA	1,053	822	142	102
B.Ed.	1,634	1,366	1,105	923
M.Ed.	43	31	23	17
B.Arch.	91	64	23	13
B.Tech./BE	3,039	2,292	486	362
BDS(Dental Surgery)	260	174	122	70
BHMS(Homoeopathic)	261	138	84	49

* Back year Data used in respect of the University

Table-7 (Contd....)

State/University & Course Name	Men+Women		Women	
	Total Appeared	Total Passed	Total Appeared	Total Passed
B.Pharm.	143	91	69	43
MBBS	338	222	152	85
MS	23	13	9	5
MD	26	19	12	6
B.Sc.(Agriculture)	911	198	13	8
M.Sc.(Agriculture)	117	42	5	4
LL.B	3,224	2,034	524	347
LL.M	66	43	3	2
BFA(Fine Arts)	26	13	9	6
B.P.Ed.(Phy.Edu.)/BPE/BA(Yoga)	32	17	3	2
BCA(Computer Appl.)	1,410	774	300	216
MCA(Computer Appl.)	677	419	108	62
Univ Total :	1,41,474	87,189	60,901	32,055

* *Dr.Ram Manohar Lohia Awadh Univ.*

B.A.	34,802	23,106	11,907	8,301
M.A.	15,770	11,897	4,443	3,485
B.Sc.	3,490	2,608	1,221	957
M.Sc.	1,265	979	228	184
B.Com.	1,342	949	203	152
BBA(Business Admin./B.E.I.A.	192	162	44	36
M.Com.	645	443	70	51
MBA	264	232	62	54
B.Ed.	1,193	1,023	270	218
M.Ed.	34	27	8	7
BDS(Dental Surgery)	77	68	26	24
LL.B	633	415	49	34
B.P.Ed.(Phy.Edu.)/BPE/BA(Yoga)	424	376	42	33
Univ Total :	60,131	42,285	18,573	13,536

* *Deendayal Upadhyaya Gorakhpur Univ.*

B.A.	4,793	3,497	2,268	1,672
M.A.	3,793	2,803	2,683	2,141
B.Sc.	303	256	86	73
M.Sc.	441	353	136	119
B.Com.	702	567	114	99
M.Com.	296	140	56	47
MBA	73	61	14	13
B.Ed.	152	135	23	20
M.Ed.	48	35	5	5
B.Tech./B.E.(Chem.)	70	58	4	4
B.E./B.Sc.(Engg.)(Civil)	26	23	3	2
B.E./B.Sc.(Electrical)	61	52	26	22
B.E./B.Sc.(Mechanical)	65	60	28	26

* Back year Data used in respect of the University

Table-7 (Contd....)

State/University & Course Name	Men+Women		Women	
	Total Appeared	Total Passed	Total Appeared	Total Passed
B.E.(Computer Sc.)	56	52	24	22
MBBS	61	38	13	7
MS	9	5	5	4
MD	6	5	3	2
B.Sc.(Agriculture)	234	205	51	26
LL.B	373	339	23	22
LL.M	5	5	3	2
B.Journalism/ BA(Journalism)	46	42	3	2
MCA(Computer Appl.)	40	37	17	16
Univ Total :	11,653	8,768	5,588	4,346
<i>Lucknow University</i>				
DM	19	19	1	1
MCH	15	14	1	1
MD	12	12	6	6
Univ Total :	46	45	8	8
* Mahatma Gandhi Kashi Vidyapeeth				
B.A.(Hons.)	4,998	4,253	1,505	1,306
M.A.	4,896	3,947	1,669	1,456
B.Sc.(Hons.)	29	24	4	3
B.Sc.(H.Sc.)	3	2	3	2
B.Com.(Hons.)	168	128	16	14
BBA(Business Admin./B.E.I.A.)	35	22	6	6
M.Com.	74	56	1	1
MBA	69	57	22	19
B.Ed.	136	108	27	24
M.Ed.	30	14	6	5
B.Lib.(Library Sc.)	60	32	13	8
B.Journalism/ BA(Journalism)	60	41	10	6
BFA(Fine Arts)	51	45	23	21
BSW(Social Work)	78	72	12	11
B.Music	18	17	10	9
M.Journalism	23	15	3	2
Univ Total :	10,728	8,833	3,330	2,893
<i>V.B.S.Purvanchal University</i>				
B.A.	120,734	112,148	60,121	56,721
M.A.(Home Science)	797	764	797	764
M.A.(Education)	362	344	205	191
B.Sc.	5,942	5,033	2,081	1,951
M.Sc.	1,058	905	438	408
M.Stat.	16	16	4	4
B.Com.	6,096	5,767	1,032	981

* Back year Data used in respect of the University

Table-7 (Contd....)

State/University & Course Name	Men+Women		Women	
	Total Appeared	Total Passed	Total Appeared	Total Passed
BBA(Business Admin./B.E.I.A.	549	453	75	70
M.Com.	955	890	170	155
MBA	117	107	16	16
B.Ed.	9,974	9,626	4,958	4,907
M.Ed.	124	101	35	31
B.E./B.Sc.(Electrical)	60	58	5	4
B.E./B.Sc.(Mechanical)	59	58	25	25
B.E.(Elect.& Comm.)	60	56	10	10
B.E.(Computer Sc.)	55	54	9	9
B.E./B.Tech(Inform.Sc./Tech.)	57	52	6	6
BDS(Dental Surgery)	83	56	23	21
B.Pharm.	55	52	7	7
B.Sc.(Agriculture)	635	603	25	25
M.Sc.(Agriculture)	157	133	12	12
LL.B	2,283	1,801	325	301
LL.M	50	45	10	10
B.P.Ed.(Phy.Edu.)/BPE/BA(Yoga)	896	880	50	50
BCA(Computer Appl.)	863	778	140	134
MCA(Computer Appl.)	20	20	2	2
Univ Total :	1,52,057	1,40,800	70,581	66,815

* **M.J.P.Rohilkhand University**

B.A.	25,094	18,931	14,452	11,390
M.A.	14,966	12,145	8,506	6,862
B.Sc.	7,934	6,017	2,218	1,929
M.Sc.	1,046	821	407	355
B.Com.	6,115	5,032	1,078	922
BBA(Business Admin./B.E.I.A.	95	65	38	32
B.H.M.(Home Mngt.)	51	33	5	2
M.Com.	1,923	1,532	351	294
MBA	134	85	18	11
M.Ed.	82	70	34	30
B.Tech./B.E.(Chem.)	43	35	1	1
B.E./B.Sc.(Electrical)	52	42	1	1
B.E./B.Sc.(Mechanical)	62	55	12	10
B.E.(Elect.& Comm.)	103	81	10	10
B.E.(Electrical&Elect.)	81	68	4	4
B.E.(Instrumentation)	74	56	1	1
B.E.(Computer Sc.)	207	154	22	18
BTP(Town Planning/Others)	88	78	12	11
B.Pharm.	69	53	21	15
B.Sc.(Agriculture)	188	160	42	23
M.Sc.(Animal Science)	30	26	17	14
LL.B	186	166	9	6

* Back year Data used in respect of the University

Table-7 (Contd....)

State/University & Course Name	Men+Women		Women	
	Total Appeared	Total Passed	Total Appeared	Total Passed
LL.B(Special/Integrated)	902	776	92	83
LL.M	27	21	10	8
M.Music	34	31	34	31
Univ Total :	59,586	46,533	27,395	22,063
* Sampurnanand Sanskrit Vishwavidyal				
BOL(Oriental Learning)	12,370	9,412	4,039	3,059
MOL(Oriental Learning)	6,092	4,644	1,152	535
B.Ed.	702	336	98	55
M.Ed.	21	13	6	3
BAMS(Ay.Med.&Surgery)	38	32	4	4
B.Lib.(Library Sc.)	29	24	3	1
Univ Total :	19,252	14,461	5,302	3,657
* Chhatrapati Sahuji M.University				
B.A.	61,716	49,097	30,858	24,551
M.A.	28,622	22,242	14,335	11,171
B.Sc.	9,822	7,933	3,045	2,459
M.Sc.	2,101	1,452	1,067	748
B.Com.	6,729	5,651	1,143	961
M.Com.	2,605	1,712	598	394
B.Ed.	2,809	1,969	870	610
M.Ed.	269	167	118	73
LL.B	1,169	886	151	114
Univ Total :	1,15,842	91,109	52,185	41,081
U.P.Rajarshi Tandon Open University				
B.A.	17,951	6,902	7,301	2,820
M.A.	12,064	8,558	6,117	4,369
B.Sc.	1,224	72	269	20
M.Sc.	218	129	111	48
BBA(Business Admin./B.E.I.A.)	195	98	39	18
M.Com.	149	120	51	39
MBA	1,993	187	345	36
B.Ed.	2,959	766	1,616	402
B.Lib.(Library Sc.)	8,459	6,767	4,835	3,514
BCA(Computer Appl.)	9,743	2,302	1,088	372
M.Lib.(Library Sc.)	2,567	1,813	1,587	1,210
M.Journalism	1,161	295	279	84
MCA(Computer Appl.)	1,720	265	496	89
Univ Total :	60,403	28,274	24,134	13,021
Sardar V.B.Patel Univ.of Agri.&Tech				
BE/B.Tech.(Biotechnology)	69	69	24	24
M.E./M.Tech.(Bio.Tecology)	19	19	12	12

* Back year Data used in respect of the University

Table-7 (Contd....)

State/University & Course Name	Men+Women		Women	
	Total Appeared	Total Passed	Total Appeared	Total Passed
B.Sc.(Agriculture)	63	63	27	27
M.Sc.(Agriculture)	33	33	1	1
M.Tech.(Dairy Tech/Agri. Engg.)	6	6	1	1
Univ Total :	190	190	65	65
* Gautam Budh University (U.P. Tech.)				
MBA	2,396	2,078	552	498
MCA(Computer Appl.)	2,283	1,996	270	242
Univ Total :	4,679	4,074	822	740
* Sanjay Gandhi PG Instt.of Med.Sc.s.				
DM	3	3	1	1
MCH	5	5	2	2
MD	10	9	2	2
Univ Total :	18	17	5	5
J.Ram Bhadracharya Handicaped Univ.				
B.A.	75	74	10	10
M.A.	42	42	9	9
BBA(Business Admin./B.E.I.A.	11	11	5	5
B.Ed.	145	145	22	22
M.Ed.	25	25	6	6
BCA(Computer Appl.)	15	14	1	1
M.A.(Social Work)	10	10	2	2
Univ Total :	323	321	55	55
* Chhatrapati S. M.Medical University				
BDS(Dental Surgery)	97	68	30	23
MBBS	269	188	71	62
MDS(Dental Surgery)	31	27	8	8
MS	36	31	7	7
DM	7	7	2	2
MCH	12	12	3	3
MD	69	66	26	26
Univ Total :	521	399	147	131
U.P.King George's Univ.of Dental Sc				
BDS(Dental Surgery)	94	57	20	20
MBBS	241	190	58	5
MDS(Dental Surgery)	3	3	1	1
MS	29	29	3	3
MD	76	68	31	4
Univ Total :	443	347	113	33
Dr. R.M.L. National Law University,				

* Back year Data used in respect of the University

Table-7 (Contd....)

State/University & Course Name	Men+Women		Women	
	Total Appeared	Total Passed	Total Appeared	Total Passed
LL.M	19	19	2	2
Univ Total :	19	19	2	2
<i>Integral University</i>				
B.Sc.(Bio-Technology)	30	30	17	17
M.Sc.	93	93	53	53
M.Sc.(Bio-Tech.)	36	36	20	20
BBA(Business Admin./B.E.I.A.	23	20	4	4
MBA	121	121	42	42
B.Ed.	99	99	86	86
M.Ed.	16	16	7	7
B.Arch.	19	19	9	9
B.E./B.Sc.(Engg.)(Civil)	67	60	29	26
B.E./B.Sc.(Electrical)	47	43	10	9
B.E./B.Sc.(Mechanical)	93	89	38	30
B.E.(Elect.& Comm.)	114	104	8	6
BE/B.Tech.(Biotechnology)	71	71	34	34
B.E.(Computer Sc.)	117	115	27	27
B.E./B.Tech(Inform.Sc./Tech.)	59	54	13	13
M.Arch.	1	1	0	0
M.E/M.Sc(Engg.& Civil)	8	8	3	3
M.E./M.Sc(Mechanical)	3	3	1	1
M.E./M.Tech.(Bio.Tecology)	42	41	30	30
B.Pharm.	50	48	6	5
BPT(Physical Therapy)	39	39	19	19
M.Pharmacy	20	20	13	13
MPT/M.Sc.(Physiotherapy)/M.Sports(P	1	1	0	0
BCA(Computer Appl.)	48	46	6	6
MCA(Computer Appl.)	52	52	14	14
MMC(Mass Comm.)/MMMMC	28	28	3	3
Univ Total :	1,297	1,257	492	477
<i>Central Instt.of Hr.Tibetan Studies</i>				
Shastri(B.A.)	44	39	17	16
Acharya(M.A.)	32	30	4	4
Univ Total :	76	69	21	20
<i>Dayalbagh Educational Institute</i>				
B.A.	134	131	134	131
B.A.(Hons.)	119	117	119	117
B.A.(Social Sc.)	96	95	96	95
B.A.(Social Sc.)(Hons.)	78	78	78	78
M.A.	62	58	62	58
M.A.(Social Sc.)	6	6	6	6

* Back year Data used in respect of the University

Table-7 (Contd....)

State/University & Course Name	Men+Women		Women	
	Total Appeared	Total Passed	Total Appeared	Total Passed
B.Sc.	107	104	81	79
B.Sc.(Hons.)	95	93	74	73
B.Sc.(H.Sc.)	42	42	42	42
M.Sc.	76	73	68	65
M.Sc.(Home Science)	19	19	19	19
B.Com.	73	72	35	35
B.Com.(Hons.)	70	70	31	31
BBM/BMM(Business/Mkt. Mgt.)	66	66	46	46
M.Com.	15	14	9	9
MBA	46	46	27	27
B.Ed.	301	298	232	230
M.Ed.	35	35	30	30
B.E./B.Sc.(Electrical)	32	32	14	14
B.E./B.Sc.(Mechanical)	37	37	16	16
M.Tech./ME/MS	15	15	6	6
Univ Total :	1,524	1,501	1,225	1,207
<i>Indian Veterinary Research Instt.</i>				
M.V.Sc.(Vet. Science)	102	102	85	85
Univ Total :	102	102	85	85
<i>S.H.Instt.of Agri.,Tech. & Science</i>				
B.Theology	3	3	1	1
M.Theology	1	0	0	0
B.Sc.	83	58	26	25
B.Sc.(Hons.)	122	114	66	65
B.Sc.(H.Sc.)	37	34	37	34
M.Sc.	188	97	105	58
M.Sc.(Home Science)	48	35	48	35
B.Com.	32	31	10	9
BBA(Business Admin./B.E.I.A.)	73	59	17	16
MBA	162	150	38	38
B.E./B.Tech.(Ag.Engg)	81	79	5	5
B.Tech.(Food Science)	58	56	26	26
B.E./B.Sc.(Engg.)(Civil)	51	48	7	7
B.E./B.Sc.(Mechanical)	55	54	1	1
B.E.(Elect.& Comm.)	57	53	12	12
B.E.(Electrical&Elect.)	54	51	10	10
BE/B.Tech.(Biotechnology)	166	142	64	58
M.Tech./ME/MS	11	5	1	1
M.E./M.Tech.(Ag.Engg)	29	15	8	3
M.Tech./M.Sc.Tech.(Food Science)	20	14	6	6
M.E./M.Tech.(Bio.Tecnology)	27	20	12	11
B.Pharm.	64	46	6	6

* Back year Data used in respect of the University

Table-7 (Contd....)

State/University & Course Name	Men+Women		Women	
	Total Appeared	Total Passed	Total Appeared	Total Passed
B.Sc.(Med.Lab.Tech.)	52	29	19	14
M.Sc.(Med.Lab.Tech.)	6	6	1	1
M.A.(Community Health/Public Health)	3	3	1	1
B.Sc.(Agriculture)	115	111	50	49
B.Sc.(Dairy Science)	77	50	2	2
B.Sc.(Forestry)	55	54	15	15
B.Tech.(Dairy Tech/Agri.Engg.)	58	54	9	9
M.Sc.(Agriculture)	157	121	18	17
M.Sc.(Dairy Science)	18	12	8	5
M.Sc.(Forestry)	3	2	1	1
M.Tech.(Dairy Tech/Agri. Engg.)	3	2	1	1
M.Sc.(Animal Science)	3	3	1	1
B.Lib.(Library Sc.)	7	7	5	5
BCA(Computer Appl.)	53	48	6	5
B.J.M.C.(Journalism & Mass Comm.)	37	31	14	14
M.Lib.(Library Sc.)	8	5	5	4
MCA(Computer Appl.)	54	45	11	11
MMC(Mass Comm.)/MMMMC	3	3	3	3
Univ Total :	2,134	1,750	676	585
<i>Indian Instt.of Information Tech.</i>				
M.Sc.	54	53	10	10
MBA	53	53	14	14
B.E.(Elect.& Comm.)	53	53	7	7
B.E./B.Tech(Inform.Sc./Tech.)	179	176	12	12
M.Tech./ME/MS	103	100	21	21
Univ Total :	442	435	64	64
<i>Bhatkahnde Music Institute</i>				
BPA(Performing Arts)/Dance	66	27	48	20
MPA(Performing Arts)/Dance	144	138	117	112
Univ Total :	210	165	165	132
<i>Motilal Nehru National Instt.ofTech</i>				
M.Sc.	10	10	2	2
MBA	43	43	9	9
B.Tech./B.E.(Chem.)	18	18	6	6
B.Tech./BE	41	41	3	3
B.E./B.Sc.(Engg.)(Civil)	49	49	2	2
B.E./B.Sc.(Electrical)	53	53	3	3
B.E./B.Sc.(Mechanical)	75	75	3	3
B.E.(Elect.& Comm.)	99	99	8	8
B.E.(Computer Sc.)	108	108	11	11
B.E./B.Tech(Inform.Sc./Tech.)	59	59	1	1

* Back year Data used in respect of the University

Table-7 (Contd....)

State/University & Course Name	Men+Women		Women	
	Total Appeared	Total Passed	Total Appeared	Total Passed
M.Tech./ME/MS	33	33	3	3
M.E./M.Sc(Engg.& Civil)	21	21	3	3
ME/M.Tech(Elec/Power)	24	24	5	5
M.E./M.Sc(Mechanical)	37	37	2	2
M.E.(Elect.& Comm.)	19	19	2	2
M.E./M.Tech.(Computer Sc.)	44	44	7	7
MCA(Computer Appl.)	41	41	11	11
Univ Total :	774	774	81	81
<i>Jaypee Institt.of Informtion Tech.</i>				
B.E.(Elect.& Comm.)	175	175	33	33
BE/B.Tech.(Biotechnology)	59	59	31	31
B.E.(Computer Sc.)	177	177	33	33
B.E./B.Tech(Inform.Sc./Tech.)	93	93	22	22
Univ Total :	504	504	119	119
<i>Indian Institute of Tech.(Kanpur)</i>				
M.Sc.	146	146	63	63
MBA	84	84	36	36
B.Tech./BE	313	313	135	135
M.Tech./ME/MS	521	521	224	224
Univ Total :	1,064	1,064	458	458
<i>Shobit Institute of Engg. & Tech.</i>				
MBA	64	64	24	24
M.Tech./ME/MS	42	42	11	11
M.Pharmacy	64	64	25	25
MCA(Computer Appl.)	16	16	6	6
Univ Total :	186	186	66	66
<i>Nehru Gram Bharati Vishwavidyalaya</i>				
M.A.	345	318	175	167
M.A.(Home Science)	33	29	29	29
M.A.(Education)	54	52	31	31
M.Com.	70	69	5	5
MBA	17	17	5	5
B.Ed.	226	220	162	155
M.Ed.	42	42	21	21
B.Lib.(Library Sc.)	25	25	22	22
M.A.(Social Work)	11	11	5	5
Univ Total :	823	783	455	440
<i>Swami Vivekanand Subharthi Uni.</i>				
BBA(Business Admin./B.E.I.A.)	94	57	18	15
MBA	23	23	4	4

* Back year Data used in respect of the University

Table-7 (Contd....)

State/University & Course Name	Men+Women		Women	
	Total Appeared	Total Passed	Total Appeared	Total Passed
B.Ed.	200	197	152	149
BDS(Dental Surgery)	122	99	67	65
B.Pharm.	43	32	8	8
MDS(Dental Surgery)	22	22	13	13
M.Sc.(Medical)	1	1	0	0
MPT/M.Sc.(Physiotherapy)/M.Sports(P)	4	4	4	4
LL.B	13	11	4	4
LL.M	36	36	12	12
B.Lib.(Library Sc.)	25	25	19	19
BFA(Fine Arts)	16	16	13	13
B.P.Ed.(Phy.Edu.)/BPE/BA(Yoga)	49	49	14	14
BCA(Computer Appl.)	103	89	10	9
B.H.M./B.Sc.(Hotel Mngt.)/BHMCT	9	9	1	1
M.Lib.(Library Sc.)	25	25	14	14
MCA(Computer Appl.)	1	1	0	0
MJMC (Journalism & Mass Comm.)	2	2	1	1
Univ Total :	788	698	354	345
<i>Teerthanker Mahaveer University</i>				
MBA	97	84	26	24
B.Ed.	100	95	71	67
M.Ed.	25	25	14	14
M.Pharmacy	15	13	6	2
Univ Total :	237	217	117	107
State Total :	7,20,609	5,50,102	3,03,902	2,32,146

Uttarakhand

G.B.Pant Univ.of Agri.& Technology

B.Sc.(H.Sc.)	58	58	49	49
M.Sc.	83	83	62	62
MBA	68	68	20	20
B.E./B.Tech.(Ag.Engg)	48	48	13	13
B.E./B.Sc.(Engg.)(Civil)	33	33	9	9
B.E./B.Sc.(Electrical)	46	46	10	10
B.E./B.Sc.(Mechanical)	42	42	8	8
B.E.(Elect.& Comm.)	52	52	13	13
B.E.(Production Engg)	28	28	6	6
B.E.(Computer Sc.)	57	57	14	14
B.E./B.Tech(Inform.Sc./Tech.)	31	31	6	6
M.E./M.Tech.(Ag.Engg)	13	13	4	4
ME/M.Tech(Elec/Power)	2	2	1	1
M.E./M.Sc(Mechanical)	3	3	1	1

* Back year Data used in respect of the University

Table-7 (Contd....)

State/University & Course Name	Men+Women		Women	
	Total Appeared	Total Passed	Total Appeared	Total Passed
M.E.(Elect.& Comm.)	2	2	1	1
B.Sc.(Agriculture)	99	99	44	44
B.Sc.(Horticulture)	12	12	5	5
B.Fisheries/Fish.Sc.	14	14	6	6
B.Sc.(Forestry)	11	11	4	4
M.Sc.(Agriculture)	92	92	27	27
M.Fisheries/Fish.Sc.	5	5	2	2
B.V.Sc.(Vet. Science)	49	49	21	21
M.V.Sc.(Vet. Science)	37	37	7	7
Univ Total :	885	885	333	333

* *Hemvati N.Bahuguna Garhwal Univ.*

B.A.	16,819	13,921	8,661	7,690
M.A.	9,042	3,768	3,936	2,311
B.Sc.	5,524	2,924	1,826	1,585
M.Sc.	1,583	1,326	523	483
B.Com.	4,050	3,508	731	639
M.Com.	1,622	1,447	332	288
MBA	125	96	5	5
B.Ed.	593	530	179	156
M.Ed.	66	50	34	26
LL.B	485	408	81	68
B.Lib.(Library Sc.)	90	71	22	15
B.Journalism/ BA(Journalism)	113	83	12	10
M.Journalism	31	17	10	7
MA(Tourism Mgt)/MTM/MTA	39	31	4	4
Univ Total :	40,182	28,180	16,356	13,287

Kumaun University

B.A.	18,330	16,757	11,406	10,540
B.Sc.	1,877	1,626	1,095	1,002
B.Sc.(Bio-Technology)	21	21	12	12
B.Com.	3,327	3,098	1,064	1,019
BBA(Business Admin./B.E.I.A.)	388	367	133	129
M.Com.	1,071	1,006	429	409
MBA	61	61	36	36
B.Ed.	2,808	2,795	1,771	1,765
M.Ed.	15	15	8	8
BHMS(Homoeopathic)	41	39	27	26
B.Pharm.	30	30	16	16
MBBS	60	48	28	25
B.Sc(Med.Lab.Tech.)	23	23	12	12
BPT(Physical Therapy)	40	29	26	19
B.Sc.(Occupational Therapy)	6	6	4	4

* Back year Data used in respect of the University

Table-7 (Contd....)

State/University & Course Name	Men+Women		Women	
	Total Appeared	Total Passed	Total Appeared	Total Passed
M.Pharmacy	38	38	14	14
LL.B	82	70	18	14
LL.B(Special/Integrated)	100	98	23	23
LL.M	17	14	8	6
B.Lib.(Library Sc.)	47	47	31	31
BCA(Computer Appl.)	459	434	78	78
M.Lib.(Library Sc.)	42	41	28	28
Univ Total :	28,883	26,663	16,267	15,216
<i>Indian Institute of Tech.(Roorkee)</i>				
M.Sc.	59	58	14	14
M.Sc.(Bio-Tech.)	18	18	7	7
MBA	63	63	10	10
M.E./M.Tech(Chemical/Bio-chemical)	47	47	4	4
ME/M.Tech(Meterology)	25	24	2	2
M.Arch.	9	8	5	5
M.E/M.Sc(Engg.& Civil)	95	89	12	10
ME/M.Tech(Elec/Power)	76	71	6	6
M.E./M.Sc(Mechanical)	67	64	1	1
M.E.(Elect.& Comm.)	40	39	3	2
M.E./M.Tech.(Computer Sc.)	16	16	3	3
M.Tech. (Information Sc./Tech.)	5	5	2	2
MCA(Computer Appl.)	28	27	6	6
MURP(Urban,Reg.Plg.)	12	12	8	8
Univ Total :	560	541	83	80
<i>Dev Sanskriti Vishwavidyalya</i>				
B.A.	51	50	33	33
M.A.	46	46	37	37
M.A.(Education)	7	7	6	6
B.Sc.	44	43	26	26
M.P.Ed.(Phy.Edu.)/MPE/MA(Yoga)	59	59	33	33
MJMC (Journalism & Mass Comm.)	18	18	12	12
Univ Total :	225	223	147	147
<i>Univ.of Petroleum & Energy Study</i>				
B.Sc.	15	15	1	1
BBA(Business Admin./B.E.I.A.	111	111	36	36
MBA	385	385	65	65
B.Tech./BE	235	235	35	35
M.Tech./ME/MS	101	101	4	4
Univ Total :	847	847	141	141
<i>Uttaranchal Sanskrit University</i>				
Shastri(B.A.)	2,044	1,642	241	225

* Back year Data used in respect of the University

Table-7 (Contd....)

State/University & Course Name	Men+Women		Women	
	Total Appeared	Total Passed	Total Appeared	Total Passed
Acharya(M.A.)	896	727	93	77
B.Lib.(Library Sc.)	8	5	5	4
M.P.Ed.(Phy.Edu.)/MPE/MA(Yoga)	145	142	62	61
Univ Total :	3,093	2,516	401	367
<i>The ICFAI University (Dehradun)</i>				
BBA(Business Admin./B.E.I.A.)	61	53	22	20
MBA	454	444	126	126
B.Ed.	59	59	48	46
B.E.(Elect.& Comm.)	178	178	13	13
BE/B.Tech.(Biotechnology)	49	49	21	21
B.E.(Computer Sc.)	224	223	39	39
LL.B(Special/Integrated)	55	53	21	21
Univ Total :	1,080	1,059	290	286
<i>Forest Research Institute</i>				
M.Sc.	57	57	23	23
M.Sc.(Forestry)	26	26	10	10
Univ Total :	83	83	33	33
<i>Gurukul Kangri Vishwavidyalaya</i>				
B.A.	52	48	17	16
M.A.	178	163	97	89
B.Sc.	152	140	65	60
M.Sc.	178	177	98	98
MBA	107	106	52	52
MBE	55	55	27	27
B.Tech./BE	181	180	78	77
B.P.Ed.(Phy.Edu.)/BPE/BA(Yoga)	48	48	21	21
MCA(Computer Appl.)	60	60	31	31
Univ Total :	1,011	977	486	471
<i>Doon University</i>				
M.Sc.	33	33	27	27
MMC(Mass Comm.)/MMMMC	37	37	18	18
Univ Total :	70	70	45	45
<i>Swami Rama Vidyapeeth(HIHT)</i>				
MS	1	1	1	1
Univ Total :	1	1	1	1
<i>Uttarakhand Technical University</i>				
MBA	1,650	1,619	330	323
B.Tech./B.E.(Chem.)	25	25	5	5
B.E./B.Sc.(Engg.)(Civil)	27	27	5	5

* Back year Data used in respect of the University

Table-7 (Contd....)

State/University & Course Name	Men+Women		Women	
	Total Appeared	Total Passed	Total Appeared	Total Passed
B.E./B.Sc.(Electrical)	125	119	25	24
B.E./B.Sc.(Mechanical)	570	546	114	109
B.E.(Elect.& Comm.)	771	728	154	145
B.E.(Computer Sc.)	837	825	167	165
B.Pharm.	443	408	88	81
MCA(Computer Appl.)	806	795	161	159
Univ Total :	5,254	5,092	1,049	1,016
State Total :	82,174	67,137	35,632	31,423

West Bengal

Bidhan Chandra Krishi Vishwavidyal

B.Sc.(Agriculture)	96	96	19	19
B.Sc.(Horticulture)	20	20	1	1
B.Tech.(Dairy Tech/Agri.Engg.)	23	23	1	1
M.Sc.(Agriculture)	80	80	30	30
M.Sc.(Horticulture)	15	15	7	7
Univ Total :	234	234	58	58

Burdwan University

B.A.	22,490	11,254	10,272	4,839
B.A.(Hons.)	14,018	10,034	7,191	5,443
M.A.	1,161	1,130	499	486
B.Sc.	625	342	128	76
B.Sc.(Hons.)	2,961	2,021	1,069	746
B.Sc.(Bio-Technology)	117	107	23	18
M.Sc.	646	604	278	260
M.Sc.(Computer Sc.)	50	50	22	22
B.Com.	1,047	613	228	158
B.Com.(Hons.)	1,173	887	315	271
BBA(Business Admin./B.E.I.A.)	424	413	182	178
M.Com.	56	54	24	23
MBA	72	72	31	31
B.Ed.	3,186	3,115	1,370	1,339
M.Ed.	19	16	8	7
B.Tech./BE	246	237	106	102
M.Tech./ME/MS	14	14	6	6
LL.B	215	206	92	89
LL.M	24	24	10	10
B.Lib.(Library Sc.)	49	44	21	19
B.P.Ed.(Phy.Edu.)/BPE/BA(Yoga)	126	126	54	54
B.Music	37	35	16	15
BCA(Computer Appl.)	533	511	229	220

* Back year Data used in respect of the University

Table-7 (Contd....)

State/University & Course Name	Men+Women		Women	
	Total Appeared	Total Passed	Total Appeared	Total Passed
B.V.A.(Visual Arts)	30	30	13	13
M.Lib.(Library Sc.)	10	10	4	4
MSW(Social Work)	25	25	11	11
MCA(Computer Appl.)	20	20	9	9
Univ Total :	49,374	31,994	22,211	14,449
<i>Calcutta University</i>				
B.A.	105,760	88,090	55,150	43,205
B.A.(Hons.)	70,980	63,040	44,809	40,984
B.A.(Voc.Studies)	1,061	982	940	940
M.A.	1,112	1,034	806	766
B.Sc.	13,723	11,270	4,493	3,943
B.Sc.(Hons.)	28,605	23,693	14,338	12,642
B.Sc.(Computer Sc.)	1,698	1,330	660	563
B.Sc.(Electronic Sc.)	325	283	102	99
M.Sc.	546	524	324	317
M.Sc.(Electronic Sc.)	25	24	11	11
B.Com.	42,817	36,968	5,700	5,306
B.Com.(Hons.)	40,410	37,734	11,763	11,255
BBA(Business Admin./B.E.I.A.	161	136	84	78
M.Com.	518	474	251	237
MBA	194	193	52	51
MBM(Business Mngt./Others)	26	25	13	12
M.Sc.(Agriculture)	57	56	24	24
B.Lib.(Library Sc.)	97	91	42	42
B.P.Ed.(Phy.Edu.)/BPE/BA(Yoga)	99	97	55	53
B.Music	56	55	50	49
M.Lib.(Library Sc.)	39	39	21	21
M.P.Ed.(Phy.Edu.)/MPE/MA(Yoga)	11	10	10	9
M.Music	38	37	37	36
MCA(Computer Appl.)	25	25	3	3
Univ Total :	3,08,383	2,66,210	1,39,738	1,20,646
<i>Jadavpur University</i>				
B.A.(Hons.)	389	389	251	251
M.A.	620	620	383	383
B.Sc.(Hons.)	180	180	67	67
B.Sc.(H.Sc.)	54	54	54	54
M.Sc.	243	243	60	60
M.Sc.(Home Science)	3	3	3	3
M.Sc.(Electronic Sc.)	11	11	4	4
M.Sc.(Bio-Tech.)	10	10	7	7
B.Com.(Hons.)	155	155	55	55
BBA(Business Admin./B.E.I.A.	148	148	72	72

* Back year Data used in respect of the University

Table-7 (Contd....)

State/University & Course Name	Men+Women		Women	
	Total Appeared	Total Passed	Total Appeared	Total Passed
MBA	43	43	13	13
B.Ed.	38	38	22	22
B.Arch.	31	31	13	13
B.Tech./BE	608	608	60	60
M.Arch.	7	7	4	4
M.Tech./ME/MS	130	130	22	22
B.Pharm.	55	55	16	16
M.Pharmacy	29	29	5	5
B.Lib.(Library Sc.)	41	41	23	23
B.P.Ed.(Phy.Edu.)/BPE/BA(Yoga)	43	43	9	9
M.Lib.(Library Sc.)	17	17	12	12
MCA(Computer Appl.)	38	38	6	6
Univ Total :	2,893	2,893	1,161	1,161
<i>Kalyani University</i>				
B.A.	11,400	8,520	5,814	5,174
B.A.(Hons.)	7,991	7,462	4,235	3,345
B.A.(Voc.Studies)	95	92	45	41
M.A.	765	693	396	348
M.A.(Education)	468	407	243	216
B.Sc.	380	290	186	163
B.Sc.(Hons.)	1,839	1,641	901	783
B.Sc.(Computer Sc.)	25	25	11	7
B.Sc.(Bio-Technology)	60	60	29	23
M.Sc.	615	591	313	278
M.Stat.	26	22	14	13
M.Sc.(Bio-Tech.)	21	21	9	8
B.Com.	370	240	188	147
B.Com.(Hons.)	584	490	193	175
M.Com.	68	68	29	26
MBA	150	141	78	73
M.R.M.(Rural Mngt.)	18	17	6	5
B.Ed.	1,580	1,320	774	727
M.Ed.	25	23	13	11
M.Tech./ME/MS	16	13	6	4
LL.B	82	82	40	35
LL.B(Special/Integrated)	65	62	27	26
B.Lib.(Library Sc.)	32	32	17	15
BMC(Mass Comm.)/BMMMC	8	8	3	3
M.Lib.(Library Sc.)	21	21	13	11
M.P.Ed.(Phy.Edu.)/MPE/MA(Yoga)	35	35	14	12
MCA(Computer Appl.)	34	34	14	11
Univ Total :	26,773	22,410	13,611	11,680

* Back year Data used in respect of the University

Table-7 (Contd....)

State/University & Course Name	Men+Women		Women	
	Total Appeared	Total Passed	Total Appeared	Total Passed
North Bengal University				
M.A.	644	643	389	389
M.Sc.	250	249	130	130
M.Sc.(Computer Sc.)	6	6	4	4
M.Sc.(Bio-Tech.)	6	6	1	1
M.Com.	32	32	17	17
M.Ed.	23	20	13	13
LL.M	9	9	5	5
MCA(Computer Appl.)	26	26	10	10
Univ Total :	996	991	569	569
Rabindra Bharati University				
B.A.(Hons.)	379	372	200	197
M.A.	1,717	1,637	1,113	1,071
M.A.(Education)	23	23	17	17
B.Ed.	53	53	33	33
B.Lib.(Library Sc.)	25	23	13	12
BFA(Fine Arts)	273	257	183	170
B.V.A.(Visual Arts)	98	59	43	28
MFA(Fine Arts)	356	333	253	235
M.V.A.(Visual Arts)	50	49	21	20
Univ Total :	2,974	2,806	1,876	1,783
Vidya Sagar University				
B.A.	6,305	5,840	3,195	3,012
B.A.(Hons.)	7,619	7,351	3,590	3,402
M.A.	632	621	215	195
B.Sc.	317	296	120	105
B.Sc.(Hons.)	1,715	1,616	658	602
B.Sc.(Computer Sc.)	95	95	45	45
B.Sc.(Electronic Sc.)	3	3	1	1
B.Sc.(Bio-Technology)	2	2	1	1
M.Sc.	557	554	280	279
M.Sc.(Electronic Sc.)	14	14	8	8
M.Sc.(Bio-Tech.)	53	53	21	21
B.Com.	136	133	56	55
B.Com.(Hons.)	347	344	120	119
M.Com.	26	25	3	2
MBA	17	17	5	5
B.Ed.	1,391	1,158	478	475
M.Sc.(Medical)	10	10	4	4
LL.B	129	125	45	43
LL.B(Special/Integrated)	25	23	10	9
B.Lib.(Library Sc.)	190	186	48	47

* Back year Data used in respect of the University

Table-7 (Contd....)

State/University & Course Name	Men+Women		Women	
	Total Appeared	Total Passed	Total Appeared	Total Passed
BCA(Computer Appl.)	160	98	52	35
M.Lib.(Library Sc.)	15	15	6	6
MSW(Social Work)	58	58	21	21
MCA(Computer Appl.)	50	50	18	18
Univ Total :	19,866	18,687	9,000	8,510
<i>Visva Bharati</i>				
B.A.(Hons.)	287	279	149	147
M.A.	286	275	162	155
MRS(Rural Studies)	13	13	8	8
M.A.(Education)	26	25	13	13
B.Sc.(Hons.)	124	115	53	52
B.Sc.(Computer Sc.)	8	8	5	5
M.Sc.	186	171	67	64
M.Sc.(Computer Sc.)	8	6	1	1
M.Sc.(Bio-Tech.)	8	8	2	2
B.Ed.	274	267	120	119
B.Sc.(Agriculture)	3	3	1	1
B.Sc.(Hons.Agri.)	30	30	7	7
M.Sc.(Agriculture)	28	26	2	1
BFA(Fine Arts)	37	37	21	21
B.P.Ed.(Phy.Edu.)/BPE/BA(Yoga)	63	58	10	9
BSW(Social Work)	24	24	10	10
B.Music	56	52	38	36
MFA(Fine Arts)	62	62	22	22
MSW(Social Work)	30	29	19	19
M.Music	37	37	30	30
MJMC (Journalism & Mass Comm.)	25	25	16	16
Univ Total :	1,615	1,550	756	738
<i>W.B.Univ.of Animal & Fisheries Scs.</i>				
B.Sc.(Dairy Science)	15	15	2	2
B.Fisheries/Fish.Sc.	12	12	3	3
M.Sc.(Dairy Science)	2	2	1	1
M.Fisheries/Fish.Sc.	21	21	6	6
B.V.Sc.(Vet. Science)	28	28	6	6
M.V.Sc.(Vet. Science)	25	25	1	1
Univ Total :	103	103	19	19
* Netaji Subhash Open University				
B.A.(Hons.)	4,906	3,006	2,087	1,121
M.A.	2,656	1,721	1,371	743
M.A.(Education)	276	201	137	99
B.Sc.(Hons.)	1,976	1,022	489	203

* Back year Data used in respect of the University

Table-7 (Contd....)

State/University & Course Name	Men+Women		Women	
	Total Appeared	Total Passed	Total Appeared	Total Passed
M.Sc.	965	497	288	131
B.Com.(Hons.)	305	142	39	14
M.Com.	291	138	94	51
B.Lib.(Library Sc.)	1,144	602	301	165
BCA(Computer Appl.)	15	8	4	4
M.Lib.(Library Sc.)	143	80	49	27
MSW(Social Work)	815	409	454	182
Univ Total :	13,492	7,826	5,313	2,740
<i>The W.B.National Un.of Juridical Sc</i>				
LL.B(Special/Integrated)	92	92	28	28
Univ Total :	92	92	28	28
* <i>W.B.University of Technology</i>				
BBA(Business Admin./B.E.I.A.)	493	448	134	121
MBA	712	649	205	188
MFM(Finnacial Mngt.)/MFC(Finnacial)	29	26	3	2
B.Tech./BE	8,078	7,457	1,325	1,223
B.E./B.Tech(Inform.Sc./Tech.)	101	94	10	10
M.Tech./ME/MS	43	38	1	1
M.E./M.Sc.(Engg.)	105	89	25	23
B.Pharm.	110	102	29	26
BCA(Computer Appl.)	588	535	125	114
MCA(Computer Appl.)	662	605	188	172
Univ Total :	10,921	10,043	2,045	1,880
<i>Uttar Banga Krishi Vishwavidyalaya</i>				
B.Sc.(Agriculture)	37	37	11	11
B.Sc.(Horticulture)	8	8	2	2
M.Sc.(Agriculture)	2	2	1	1
M.Sc.(Horticulture)	1	1	1	1
Univ Total :	48	48	15	15
<i>The Bengal Engg. & Sc. University</i>				
M.Sc.	92	92	35	35
MBA	114	114	43	43
B.Arch.	18	18	4	4
B.Tech./BE	465	454	31	31
M.Tech./ME/MS	177	177	51	51
MCA(Computer Appl.)	26	26	2	2
Univ Total :	892	881	166	166
* <i>The West Bangal Univ.of Health Scs.</i>				
BDS(Dental Surgery)	133	133	52	52
B.Sc.(Nursing)	84	84	32	32

* Back year Data used in respect of the University

Table-7 (Contd....)

State/University & Course Name	Men+Women		Women	
	Total Appeared	Total Passed	Total Appeared	Total Passed
MBBS	21	21	5	5
BPT(Physical Therapy)	154	154	60	60
B.Sc.(Occupational Therapy)	15	15	5	5
MAMS(Ay.Med.&Surgery)/MD(Ayur.)	12	12	5	5
MDS(Dental Surgery)	14	14	6	6
MHMS/GHMS/MD(Homoeopath)	42	42	16	16
MS	73	73	25	25
M.Sc.(Medical)	36	36	13	13
DM	12	12	4	4
MCH	9	9	2	2
MD	113	113	44	44
Univ Total :	718	718	269	269
<i>National Instt.of Tech.(Durgapur)</i>				
MBA	40	40	10	10
B.Tech./B.E.(Chem.)	30	30	7	7
B.Tech/BE(Meterology)	42	42	2	2
B.E./B.Sc.(Engg.)(Civil)	32	32	3	3
B.E./B.Sc.(Electrical)	61	61	10	10
B.E./B.Sc.(Mechanical)	94	94	8	8
B.E.(Elect.& Comm.)	60	60	8	8
BE/B.Tech.(Biotechnology)	47	47	10	10
B.E.(Computer Sc.)	62	62	13	13
B.E./B.Tech(Inform.Sc./Tech.)	61	61	14	14
M.E./M.Tech(Chemical/Bio-chemical)	7	7	1	1
ME/M.Tech(Meterology)	1	1	0	0
M.Tech./ME/MS	32	32	5	5
M.E/M.Sc(Engg.& Civil)	3	3	1	1
ME/M.Tech(Elec/Power)	13	11	2	2
M.E./M.Sc(Mechanical)	14	13	1	1
M.E.(Elect.& Comm.)	13	13	4	4
M.E./M.Sc.(Indl.Engg)	5	5	2	2
M.E. (Telecommuniation)	20	20	3	3
M.E./M.Tech.(Computer Sc.)	21	21	8	8
M.Tech. (Information Sc./Tech.)	16	16	3	3
MCA(Computer Appl.)	47	47	6	6
Univ Total :	721	718	121	121
<i>R.M.Vivekananda Edu.& Res.Instt.</i>				
B.Sc.	4	4	2	2
M.Sc.	35	35	11	11
B.Ed.	49	49	29	29
M.Ed.	44	44	25	25
B.P.Ed.(Phy.Edu.)/BPE/BA(Yoga)	38	38	16	16

* Back year Data used in respect of the University

Table-7 (Contd....)

State/University & Course Name	Men+Women		Women	
	Total Appeared	Total Passed	Total Appeared	Total Passed
M.P.Ed.(Phy.Edu.)/MPE/MA(Yoga)	30	30	13	13
Univ Total :	200	200	96	96
<i>Indian Institute of Tech.(Kharakpur)</i>				
M.Sc.	165	164	30	30
B.Arch.	16	15	3	3
B.Tech./BE	371	358	24	23
M.Tech./ME/MS	191	188	8	8
Univ Total :	743	725	65	64
* <i>Indian Statistical Institute</i>				
B.Sc.(Hons.)	39	36	1	1
M.Sc.	81	74	26	24
M.Tech./ME/MS	46	42	3	2
Univ Total :	166	152	30	27
State Total :	4,41,204	3,69,281	1,97,147	1,65,019

Chandigarh (UT)

Panjab University

B.A.	34,783	22,764	17,080	11,549
B.A.(Hons.)	1,702	1,372	1,021	612
Shastri(B.A.)	80	57	1	1
M.A.	8,944	7,464	5,301	4,055
B.Sc.	2,493	2,217	1,495	897
B.Sc.(Hons.)	1,702	1,372	1,124	858
B.Sc.(H.Sc.)	71	71	71	71
M.Sc.	666	656	469	464
M.Sc.(Home Science)	34	34	34	34
M.Sc.(Information Sc/Tech.)	144	144	105	105
B.Com.	5,196	4,641	2,796	2,485
B.Com.(Hons.)	1,110	961	725	656
BBA(Business Admin./B.E.I.A.)	716	673	311	268
M.Com.	519	457	372	334
MBA	440	419	205	199
MBE	99	92	52	52
B.Ed.	11,010	10,915	10,220	10,125
M.Ed.	510	506	392	388
B.Arch.	32	32	17	17
B.Tech./BE	826	782	206	200
M.Tech./ME/MS	220	136	106	78
BAMS(Ay.Med.&Surgery)	49	47	37	36
BDS(Dental Surgery)	84	49	60	13

* Back year Data used in respect of the University

Table-7 (Contd....)

State/University & Course Name	Men+Women		Women	
	Total Appeared	Total Passed	Total Appeared	Total Passed
BHMS(Homoeopathic)	59	55	48	46
B.Pharm.	51	48	21	19
MBBS	59	54	20	18
B.Sc.(Nursing)(Post Basic)	55	55	55	55
MDS(Dental Surgery)	3	3	1	1
MS	3	3	1	1
MD	10	9	3	3
LL.B	446	335	151	125
LL.B(Special/Integrated)	119	63	39	35
LL.M	20	15	11	8
B.Lib.(Library Sc.)	73	33	57	26
BFA(Fine Arts)	51	49	41	38
B.P.Ed.(Phy.Edu.)/BPE/BA(Yoga)	350	335	45	38
BPA(Performing Arts)/Dance	16	14	12	11
BCA(Computer Appl.)	2,409	2,121	1,660	1,505
M.Lib.(Library Sc.)	24	17	19	11
M.Journalism	45	32	18	15
MFA(Fine Arts)	82	82	25	25
M.P.Ed.(Phy.Edu.)/MPE/MA(Yoga)	150	149	42	40
MSW(Social Work)	23	18	11	9
MCA(Computer Appl.)	188	188	135	135
M.A.(Instrumental Music)	74	59	41	35
Univ Total :	75,740	59,598	44,656	35,696
<i>Punjab Engineering College</i>				
B.Tech/BE(Meterology)	31	30	3	3
B.E./B.Sc.(Engg.)(Civil)	46	44	5	5
B.E./B.Sc.(Electrical)	52	50	9	9
B.E./B.Sc.(Mechanical)	70	66	2	2
B.E.(Elect.& Comm.)	78	77	10	10
B.E.(Space/Aeronautic)	15	15	6	6
B.E.(Production Engg)	20	19	3	3
B.E.(Computer Sc.)	40	39	6	6
B.E./B.Tech(Inform.Sc./Tech.)	34	34	13	13
ME/M.Tech(Meterology)	3	3	1	1
M.Tech./ME/MS	23	23	6	6
M.E/M.Sc(Engg.& Civil)	23	23	8	8
ME/M.Tech(Elec/Power)	12	12	3	3
M.E./M.Sc(Mechanical)	22	22	9	9
M.E.(Elect.& Comm.)	13	13	2	2
M.E.(Production Engg)	6	6	3	3
M.E./M.Tech.(Computer Sc.)	26	26	8	8
Univ Total :	514	502	97	97

* Back year Data used in respect of the University

Table-7 (Contd....)

State/University & Course Name	Men+Women		Women	
	Total Appeared	Total Passed	Total Appeared	Total Passed
<i>PGI of Medical Eduational & Research</i>				
B.Sc(Med.Lab.Tech.)	32	30	13	13
M.Sc.(Nursing)	19	19	19	19
MS	46	40	7	7
M.Sc.(Medical)	10	10	4	4
MCH	27	23	5	5
MD	126	111	36	34
Univ Total :	260	233	84	82
State Total :	76,514	60,333	44,837	35,875

Puducherry (UT)

Pondicherry University

B.A.	1,863	1,135	751	488
M.A.	539	445	306	255
B.Sc.	2,081	1,271	967	612
B.Sc.(Computer Sc.)	443	289	179	116
M.Sc.	472	410	159	140
M.Sc.(Computer Sc.)	137	122	76	68
B.Com.	1,351	810	575	373
BBA(Business Admin./B.E.I.A.	344	233	144	94
BBM/BMM(Business/Mkt. Mgt.)	17	11	6	4
M.Com.	145	125	82	70
MBA	377	332	159	147
B.Ed.	3,489	2,545	1,881	1,222
M.Ed.	229	200	106	89
B.Tech./BE	3,063	1,909	1,341	807
M.Tech./ME/MS	81	74	34	30
BDS(Dental Surgery)	102	71	41	27
B.Pharm.	78	47	32	21
MBBS	533	363	216	152
BPT(Physical Therapy)	21	15	9	6
B.Sc.(Nursing)(Post Basic)	42	28	27	18
MDS(Dental Surgery)	33	33	11	11
M.Pharmacy	18	18	6	6
M.Sc.(Nursing)	14	14	6	6
MS	10	6	3	2
M.Sc.(Medical)	27	27	10	10
MD	8	5	4	2
BVSC & Animal Husbandry	56	41	22	14
M.V.Sc.(Vet. Science)	31	31	11	10
LL.B	34	18	14	9

* Back year Data used in respect of the University

State/University & Course Name	Men+Women		Women	
	Total Appeared	Total Passed	Total Appeared	Total Passed
LL.B(Special/Integrated)	78	40	32	21
LL.M	49	17	17	5
BPA(Performing Arts)/Dance	16	9	6	4
BCA(Computer Appl.)	342	211	138	90
B.V.A.(Visual Arts)	41	28	17	11
M.Lib.(Library Sc.)	8	8	2	2
M.P.Ed.(Phy.Edu.)/MPE/MA(Yoga)	62	52	23	20
MSW(Social Work)	44	38	19	17
MPA(Performing Arts)/Dance	7	5	4	3
MCA(Computer Appl.)	343	316	196	175
Univ Total :	16,628	11,352	7,632	5,157
<i>Sri Balaji Vidyapeeth</i>				
MD	1	1	0	0
Univ Total :	1	1	0	0
State Total :	16,629	11,353	7,632	5,157
Grand Total:	69,73,725	45,14,136	30,09,121	21,29,684

* Back year Data used in respect of the University

Table - 8
EXAMINATION RESULTS - 2010
Comparative Table: Year-cum-Level-wise from year 2001 & onwards
[Total Appeared & Total Passed]

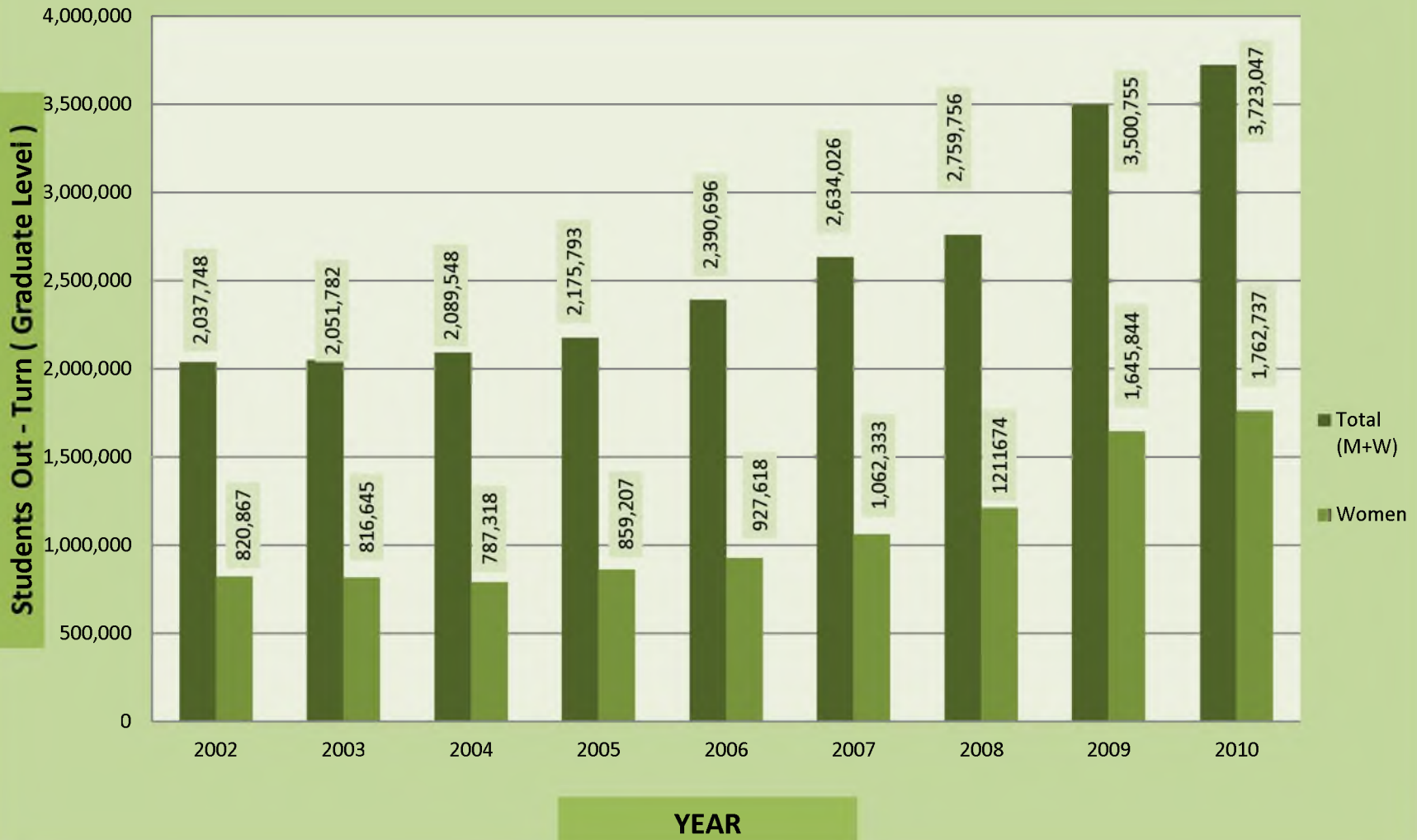
Year/Level	No. of Existing Uni./ No. of University Includes	Men+Women		Women	
		Total Appeared	Total Passed	Total Appeared	Total Passed
<u>Year :2001</u>	267 /244				
Graduate		31,04,557	19,31,401	12,21,847	8,03,272
Post Graduate		7,37,423	4,72,876	2,93,143	1,97,371
Total for 2001:		38,41,980	24,04,277	15,14,990	10,00,643
<u>Year :2002</u>	297 /264				
Graduate		31,82,618	20,37,748	12,40,316	8,20,867
Post Graduate		8,79,798	5,40,710	3,56,008	2,29,397
Total for 2002:		40,62,416	25,78,458	15,96,324	10,50,264
<u>Year :2003</u>	320 /272				
Graduate		31,33,354	20,51,782	11,88,649	8,16,645
Post Graduate		8,59,466	5,39,562	3,51,570	2,23,203
Total for 2003:		39,92,820	25,91,344	15,40,219	10,39,848
<u>Year :2004</u>	343 /309				
Graduate		32,22,991	20,89,548	11,56,539	7,87,318
Post Graduate		8,35,355	5,36,726	3,21,561	2,18,317
Total for 2004:		40,58,346	26,26,274	14,78,100	10,05,635
<u>Year :2005</u>	353 /309				
Graduate		33,13,383	21,75,793	12,39,321	8,59,207
Post Graduate		8,64,313	5,48,668	3,39,105	2,32,219
Total for 2005:		41,77,696	27,24,461	15,78,426	10,91,426
<u>Year :2006</u>	365 /345				
Graduate		36,11,661	23,90,696	13,78,652	9,27,618
Post Graduate		9,05,381	5,94,537	3,54,231	2,47,300
Total for 2006:		45,17,042	29,85,233	17,32,883	11,74,918

Table-8 (Contd....)

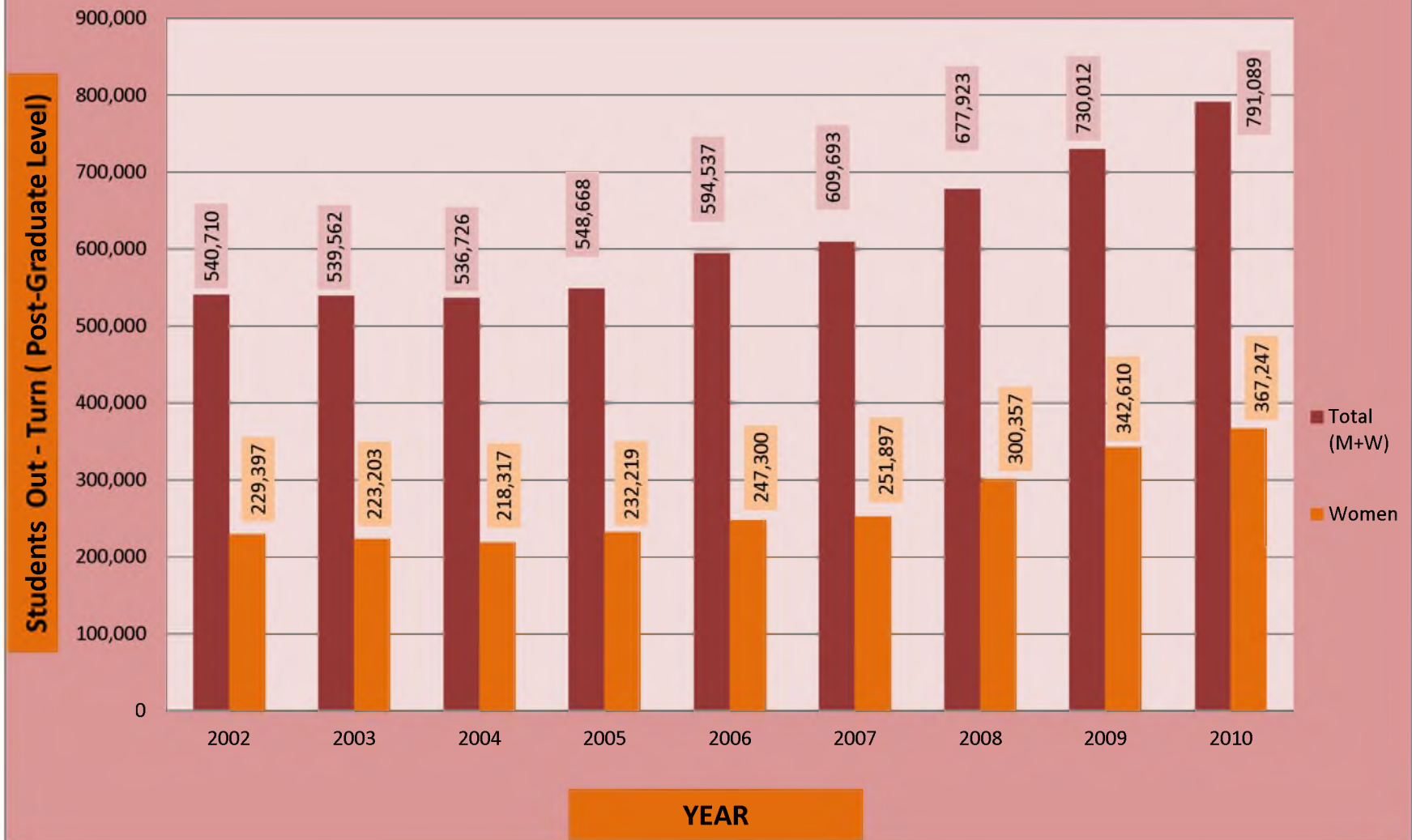
Year/Level	No. of Existing Uni./ No. of University Includes	Men+Women		Women	
		Total Appeared	Total Passed	Total Appeared	Total Passed
<u>Year :2007</u>	384 /351				
Graduate		39,78,217	26,34,026	15,45,727	1,0,62,333
Post Graduate		9,36,813	6,09,693	3,79,083	2,51,897
Total for 2007:		49,15,030	32,43,719	19,24,810	13,14,230
<u>Year :2008</u>	406 /361				
Graduate		41,06,608	27,59,756	16,97,680	1,2,11,674
Post Graduate		10,30,944	6,77,923	4,41,272	3,00,357
Total for 2008:		51,37,552	34,37,679	21,38,952	15,12,031
<u>Year :2009</u>	461 /392				
Graduate		53,34,737	35,00,755	23,25,740	1,6,45,844
Post Graduate		10,46,452	7,30,012	4,62,037	3,42,610
Total for 2009:		63,81,189	42,30,767	27,87,777	19,88,454
<u>Year :2010</u>	461 /411				
Graduate		58,29,020	37,23,047	25,12,284	1,7,62,737
Post Graduate		11,44,705	7,91,089	4,96,837	3,67,247
Total for 2010:		69,73,725	45,14,136	30,09,121	21,29,984

Note : The above figures have been taken from the earlier publications "University Developments In India, Basic Facts and Figures, Examination Results(Annual & Supplementary)" for the respective years as mentioned above.

COMPARATIVE GRAPH: OUT-TURN OF GRADUATE - YEAR & GENDER - WISE-2010



COMPARATIVE TABLE: OUT TURN OF POST GRADUATE-YEAR & GENDER WISE-2010



List of Universities for which data has been included in the report

S.No.	State/University	S.No.	State/University
	<u>Andhra Pradesh</u>	31.	Jawaharlal Nehru Tech. (Anantpur)
1.	* Andhra University		<u>Arunachal Pradesh</u>
2.	Ach.N.G.Ranga Agri.University	32.	Rajiv Gandhi University (Arunachal)
3.	* Dr.B.R.Ambedkar Open University	33.	NER Institute of Science & Tech.
4.	Hyderabad University		<u>Assam</u>
5.	Jawaharlal Nehru Tech.	34.	Assam University
6.	* Kakatiya University	35.	Assam Agricultural University
7.	Acharya Nagarjuna University	36.	Dibrugarh University
8.	Osmania University	37.	Gauhati University
9.	* Sri Krishnadevaraya University	38.	Tezpur University
10.	Sri Padmavathi Mahila	39.	National Instt.of Tech.(Silchar)
11.	Sri Venkateswara University	40.	* Indian Institute of Tech.(Guwahati)
12.	Potti Sriramulu Telugu University		<u>Bihar</u>
13.	* A.P.University of Health Sciences	41.	* B.N.Mandal University
14.	Dravidian University	42.	Jai Prakash University
15.	* M.A.N.Urdu University	43.	* K.S.Darbhanga Sanskrit Vishwa.
16.	National Acadmy of Legal Stu.&	44.	* L.N.Mithila University
17.	* Nizam's Instt.of Medical Sciences	45.	* Magadh University
18.	Sri Venkateswara Instt.of Med.Sc.	46.	Nalanda Open University
19.	Sri Venkateswara Vety. University	47.	* Patna University
20.	Sri Venkateswara Vedic University	48.	Rajendra Agricultural University
21.	Telangana University	49.	* T.M.Bhagalpur University
22.	Gandhi Institute of Tech. & Mngt.	50.	* Indira Gandhi Instt.of Medical Scs.
23.	Adikavi Nannaya University	51.	M.M.Haque Arabic & Persian Univ.
24.	* Yogi Vemana University	52.	Nava Nalanda Mahavidyalaya,
25.	* The Eng. & Foreign Lang.	53.	* Bihar Yoga Bharti
26.	Rashtriya Sanskrit Vidyapeeth	54.	National Institute Of Tech. (Patna)
27.	Sri Sathya Sai Instt.of Hr.Learning		<u>Chhatisgarh</u>
28.	International Instt.of Info.Tech.	55.	Guru Ghasidas University
29.	* National Instt.of Tech.(Warangal)	56.	* Indira Gandhi Agricultural Univ.
30.	ICFAI Foundation for Higher Edu.	57.	Indira Kala Sangeet

* Back year data used in respect of the University.

Annexure-I(Contd...)

S.No.	State/University	S.No.	State/University
58.	* Pt.Ravi Shankar Shukla University	89.	Krantiguru SKV Kachchh University
59.	Hidayatullah National Law Univ.	90.	Nirma University of Science & Tech.
60.	Chhatisgarh Swami	91.	D.Ambani Instt.of Inf. & Comm.Tech.
61.	KTP Avam Jansanchar	92.	* Shree Somnath Sanskrit University
62.	National Instt. of Tech. (Raipur)	93.	Centre of Envir.Plann. & Tech Univ.
	Delhi	94.	Ganpat University
63.	Delhi University	95.	Sumandeep Vidyapeeth
64.	* Indira Gandhi National Open Univ.	96.	Kadi Sarva Vishwavidyalaya,
65.	Jamia Millia Islamia	97.	Gujarat National Law University
66.	Jawaharlal Nehru University	98.	Gujarat Vidyapeeth
67.	* G.G.S.Indraprastha	99.	Dharmsinh Desai University,
68.	* Indian Agricultural Research Instt.	100.	Sardar V.B.National Instt. of Tech.
69.	Jamia Hamdard	101.	Pt. Deendayal Petroleum University
70.	National M.I.of Hist.Arts & Museum		Haryana
71.	School of Planning & Architecture	102.	Ch.Charan Singh Haryana
72.	Sh.L.B.S.R.Sanskrit Vidyapeeth	103.	Guru Jhambheswar University
73.	* TERI School of Advance Studies	104.	Kurukshetra University
74.	Indian Institute of Foreign Trade	105.	Maharshi Dayanand University
75.	Rashtriya Sanskrit Sansthan	106.	Choudhry Devi Lal University
76.	Indian Law Institute	107.	Deenbandhu C.R.Univ. of Sc. &
77.	All India Institute of Medical Scs.	108.	Maharishi Markandeshwar Edu.
78.	Indian Institute of Tech.(Delhi)	109.	Bhagat P.S. Mahila
	Goa	110.	National Dairy Research Institute
79.	Goa University	111.	National Instt.of Tech.(Kurukshetra)
	Gujarat		Himachal Pradesh
80.	Bhavnagar University	112.	Dr. Y.S.Parmar Univ.of Hort.&
81.	* Gujarat University	113.	Himachal Pradesh University
82.	S.K.D.Gujarat Agri. University	114.	Ch.Sarwan Kumar H.P.Krishi Univ.
83.	Gujarat Ayurveda University	115.	Jaypee Univ.of Information Tech.
84.	M.S.University of Baroda	116.	National Instt.of Tech.(Hamirpur)
85.	H.C.North Gujarat University		Jammu & Kashmir
86.	Sardar Patel University	117.	Jammu University
87.	Saurashtra University	118.	Kashmir University
88.	South Gujarat University	119.	* Shere-e-Kashmir Un.of

* Back year data used in respect of the University.

Annexure-I(Contd...)

S.No.	State/University	S.No.	State/University
120.	* Shere-e-Kashmir Instt.of Med.Sc.	152.	Indian Institute of Science
121.	Baba Ghulam S.Badshah University	153.	Manipal Academy of Higher
122.	Islamic Uni.of Science &	154.	National Instt.of Mental H.Neu.Sc.
123.	Shri Mata Vaishno Devi University	155.	Jawaharlal Nehru Centre for
124.	National Instt.of Tech.(Srinagar)	156.	National Instt.of Tech.(Surathkal)
125.	Central University of Kashmir	157.	Swami Vivekanand Yog
	<u>Jharkhand</u>	158.	NITTE University
126.	Birsa Agricultural University	159.	Christ College,
127.	* Ranchi University	160.	Sri Siddhartha Acad. of Higher Edu
128.	* Siddhu Kanhu University	161.	Jagadguru Sri Shivarath. University
129.	* Vinoba Bhave University		<u>Kerala</u>
130.	Birla Institute of Technology	162.	Calicut University
131.	Indian School of Mines	163.	Cochin Univ.of Science &
132.	National Instt.of Tech.(Jamshedpur)	164.	Kerala University
133.	Central University of Jharkhand	165.	Kerala Agricultural University
	<u>Karnataka</u>	166.	Mahatma Gandhi University
134.	Bangalore University	167.	Kannur University
135.	Gulbarga University	168.	Sree Sankarcharya Sanskrit Univ.
136.	Kannada University	169.	Kerala Kalamandalam
137.	Karnatak University	170.	National Instt.of Tech.(Calicut)
138.	Kuvempu University	171.	* Sree Chitra T.I.for Med.Sc.& Tech.
139.	Mangalore University		<u>Madhya Pradesh</u>
140.	Mysore University	172.	* Awadesh Pratap Singh University
141.	National Law School of India	173.	Barkatullah Vishwavidyalaya
142.	University of Agri.Sc.(Bangalore)	174.	* Devi Ahilya Vishwavidyalaya
143.	University of Agri.Sc.(Dharwad)	175.	* Dr.Hari Singh Gaur University
144.	Karnatak State Open University	176.	* Jiwaji University
145.	* Rajeev Gandhi Univ.of Health Sc.	177.	* M.L.C.National Univ.of Journalism
146.	Visveswaraiyah Technological Univ.	178.	* M.P.Bhoj (Open) University
147.	Karnataka State Women University	179.	* M.G.Chitrakoot Gramodaya Vishwa.
148.	International Instt.of Info. Tech.	180.	* Rani Durgavati Vishwavidyalaya
149.	* Karnataka Vete.Ani. & Fish.Sc.Univ.	181.	Vikram University
150.	KLE Academy of Higher Edu.&	182.	M.M.Yogi Vedic Vishwavidyalaya
151.	Tumkur University	183.	J.N.Krishi Vishwavidyalaya

* Back year data used in respect of the University.

Annexure-I(Contd...)

S.No.	State/University	S.No.	State/University
184.	National Law Institute	217.	Tilak Maharashtra Vidyapeeth
185.	* R.G.Proudyogiki Vishwavidyalaya	218.	Indira Gandhi Instt.of Dev.Research
186.	L.B.National Instt.of Physical Edu.	219.	Bharati Vidyapeeth
187.	Indian Instt.of Info.Tech.& Mngt.	220.	Defence Instt.of Advanced Tech.
188.	Maulana Azad National Instt.of Tech	221.	* Padamshree Dr.D Y Patil
	<u>Maharashtra</u>	222.	Symbiosis International Edu.Centre
189.	Sant Gadge Baba Amravati	223.	* Tata Instt.of Fundamental Research
190.	Mumbai University	224.	* Visvesvaraya National Instt.of Tech
191.	* Dr.B.S.Ambedkar Marathwada	225.	Dr.D.Y.Patil Vidyapeeth,Pune
192.	Dr.Babasaheb Ambedkar	226.	Narsee Monjee Instt.of
193.	Dr.Panjabrao Deshmukh Krishi	227.	Pravara Instt.of Medical Sciences
194.	Konkan Krishi Vishwavidyalaya	228.	D.Y.Patil Educational Society
195.	Mahatma Phule Krishi Vidyapeeth	229.	* Indian Institute of Tech.(Mumbai)
196.	Marathwada Agricultural University	230.	Krishna Instt.of Medical Sciences
197.	The RTM Nagpur University	231.	Institute of Chemical Technology
198.	North Maharashtra University		<u>Manipur</u>
199.	Pune University	232.	Central Agricultural University
200.	S.N.D.T.Women's University	233.	Manipur University
201.	Shivaji University		<u>Meghalaya</u>
202.	Swami Ramanand T.Marathwada	234.	North Eastern Hill University
203.	Y.C.Maharashtra Open University		<u>Mizoram</u>
204.	Kavi K.Kalidas Sanskrit Vishwa.	235.	Mizoram University
205.	M.G.Antarrashtriya Hindi Vishwa.		<u>Nagaland</u>
206.	Maharashtra Univ.of Health	236.	Nagaland University
207.	Maharashtra Ani.& Fishery Sc.Univ.		<u>Orissa</u>
208.	Datta Meghe Instt.of Medical Scs.	237.	Berhampur University
209.	Homi Bhabha Nationl Institute	238.	Orissa Univ.of Agriculture & Tech.
210.	MGM Institute of Health Sciences	239.	Sambalpur University
211.	Solapur University	240.	Shri Jagannath Sanskrit
212.	Central Instt.of Fisheries Edu.	241.	* Utkal University
213.	Deccan College PG Research Instt.	242.	Fakir Mohan University
214.	Gokhale Instt.of Politics & Eco.	243.	North Orissa University
215.	International Instt.for Pop.Sc.	244.	Utkal University of Culture
216.	Tata Institute of Social Sciences	245.	Ravenshaw University

* Back year data used in respect of the University.

Annexure-I(Contd...)

S.No.	State/University	S.No.	State/University
246.	Shiksha "O" Anusandhan University	278.	Bhagwant University
247.	National Instt.of Tech.(Rourkela)	279.	Jyoti Vidyapeeth Women's
248.	Kalinga Instt.of Industrial Tech.	280.	Mewar Univeristy
	<u>Punjab</u>		<u>Sikkim</u>
249.	Guru Nanak Dev University	281.	Sikkim-Manipal Un.of H.M.&
250.	Punjab Agricultural University	282.	Sikkim University
251.	Punjabi University	283.	Eastern Inst.of Integrated Learning
252.	* Panjab Technical Univeristy		<u>Tamil Nadu</u>
253.	Baba Farid Univ. of Health Sc.	284.	Alagappa University
254.	Lovely Professional University	285.	* Anna University (Chennai)
255.	Guru Angad Dev Vety. & Animal	286.	Annamalai University
256.	Sant Longowal Instt.of Engg. &	287.	Bharathiar University
257.	Thapar Instt.of Engg. & Technology	288.	Bharathidasan University
258.	Dr.B.R.A.National Instt.of Tech	289.	Madras University
	<u>Rajasthan</u>	290.	* Madurai Kamraj University
259.	* Jai Narain Vyas University	291.	* Manonmaniam Sundaranar
260.	* Vardhman Mahavir Open University	292.	Mother Teresa Women University
261.	Maharshi Dayanand Saraswati	293.	* Tamil University
262.	* Mohanlal Sukhadia University	294.	T.N.Agricultural University
263.	* Rajasthan University	295.	T.N.Veterinary & Animal Scs.Univ.
264.	Rajasthan Agricultural University	296.	T.N.Dr.M.G.R.Medical University
265.	* Maharana Pratap Univ.of Agri. &	297.	* Periyar University
266.	National Law University	298.	T.N.Dr.Ambedkar Law University
267.	J.R.N.Raj.Sanskrit Vishwavidyalaya	299.	Thiruvalluvar University
268.	Rajasthan Ayurveda University	300.	Tamil Nadu Open University
269.	Kota University	301.	Kalasalingam Acad.of Res. &
270.	LNM Instt.of Information	302.	Saveetha Instt.of Medical
271.	Banasthali Vidyapeeth	303.	Academy of Maritime Edu. &
272.	Birla Institute of Tech. & Sciences	304.	Chennai Mathematical Institute
273.	Jain Vishva Bharati Institute	305.	Periyar Maniammai Inst. of
274.	J.Rai Nagar Rajasthan Vidyapeeth	306.	Ponnaiyah Ramajayam
275.	Institute of Advance Studies in Edu	307.	Av.Instt.for H.Sc. & H.Edu.for
276.	Malviya National Institute of Tech.	308.	Sri C.S.Saraswathi Vishwavidyalaya
277.	* Mody Instt. of Tech. & Science	309.	Sri Ramachandra Med.Col. &

* Back year data used in respect of the University.

Annexure-I(Contd...)

S.No.	State/University	S.No.	State/University
310.	<i>Gandhigram Rural Institute</i>	342.	* <i>Choudhry Charan Singh University</i>
311.	<i>Anna University (Coimbatore)</i>	343.	* <i>Dr.Bhimrao Ambedkar University</i>
312.	<i>Anna University (Tiruchirapalli)</i>	344.	* <i>Dr.Ram Manohar Lohia Awadh</i>
313.	<i>Vellore Instt.of Technology</i>	345.	* <i>Deendayal Upadhyaya Gorakhpur</i>
314.	<i>Vinayaka Mission's Res.Foundation</i>	346.	<i>Lucknow University</i>
315.	* <i>Satyabama Instt.of Science & Tech.</i>	347.	* <i>Mahatma Gandhi Kashi Vidyapeeth</i>
316.	<i>Shanmugha Arts, Sc., Tech. &</i>	348.	<i>V.B.S.Purvanchal University</i>
317.	<i>SRM Institute of Science and Tech.</i>	349.	* <i>M.J.P.Rohilkhand University</i>
318.	<i>Amrita Vishwa Vidyapeetham</i>	350.	* <i>Sampurnanand Sanskrit</i>
319.	<i>MGR Educational & Research Instt</i>	351.	* <i>Chhatrapati Sahuji M.University</i>
320.	<i>Bharath University</i>	352.	<i>U.P.Rajarshi Tandon Open</i>
321.	<i>National Instt.of Tech.(Tiruchi)</i>	353.	<i>Sardar V.B.Patel Univ.of</i>
322.	<i>Meenakshi Academy of Hr.Edu.&</i>	354.	* <i>Gautam Budh University (U.P.</i>
323.	<i>Karunya Instt. of Tech. & Science</i>	355.	* <i>Sanjay Gandhi PG Instt.of Med.Sc.</i>
324.	<i>Dakshina Bharat Hindi Prachar</i>	356.	<i>J.Ram Bhadracharya Handicaped</i>
325.	* <i>Indian Institute of Tech.(Madras)</i>	357.	* <i>Chhatrapati S. M.Medical University</i>
326.	<i>Chettinad Acad. of Research & Edu.</i>	358.	<i>U.P.King George's Univ.of Dental</i>
327.	<i>Hindustan College of Engineering</i>	359.	<i>Dr. R.M.L. National Law University,</i>
328.	<i>Rajiv Gandhi Nat. Instt. Youth Dev.</i>	360.	<i>Integral University</i>
329.	<i>St.Peter's Instt. of Hr. Edu.& Res.</i>	361.	<i>Central Instt.of Hr.Tibetan Studies</i>
330.	<i>Vel's Instt.of Sc., Tech. & Adv. Std</i>	362.	<i>Dayalbagh Educational Institute</i>
331.	<i>Anna Universtiy (Tirunelveli)</i>	363.	<i>Indian Veterinary Research Instt.</i>
	<u>Tripura</u>	364.	<i>S.H.Instt.of Agri., Tech. & Science</i>
332.	* <i>Tripura University</i>	365.	<i>Indian Instt.of Information Tech.</i>
333.	<i>National Instt. of Tech.(Agartala)</i>	366.	<i>Bhatkahnde Music Institute</i>
334.	<i>The ICFAI University (Agartala)</i>	367.	<i>Motilal Nehru National Instt.ofTech</i>
	<u>Uttar Pradesh</u>	368.	<i>Jaypee Institt.of Informtion Tech.</i>
335.	<i>Aligarh Muslim University</i>	369.	<i>Indian Institute of Tech.(Kanpur)</i>
336.	* <i>Allahabad University</i>	370.	<i>Shobit Institute of Engg. & Tech.</i>
337.	<i>Narendra Dev Univ.of Agri.& Tech.</i>	371.	<i>Nehru Gram Bharati</i>
338.	<i>B.B.R.Ambedkar University</i>	372.	<i>Swami Vivekanand Subharthi Uni.</i>
339.	<i>Banaras Hindu University</i>	373.	<i>Teerthanker Mahaveer University</i>
340.	* <i>Bundelkhand University</i>		<u>Uttrakhand</u>
341.	<i>Chandra S.Azad Univ.of Agri. &</i>	374.	<i>G.B.Pant Univ.of Agri. & Technology</i>

* Back year data used in respect of the University.

S.No.	State/University	S.No.	State/University
375.	* Hemvati N.Bahuguna Garhwal Univ.	407.	Panjab University
376.	Kumaun University	408.	Punjab Engineering College
377.	Indian Institute of Tech.(Roorkee)	409.	PGI of Medical Educational
378.	Dev Sanskriti Vishwavidyalya		<u>Puducherry (UT)</u>
379.	Univ.of Petroleum & Energy Study	410.	Pondicherry University
380.	Uttaranchal Sanskrit University	411.	Sri Balaji Vidyapeeth
381.	The ICFAI University (Dehradun)		
382.	Forest Research Institute		
383.	Gurukul Kangri Vishwavidyalaya		
384.	Doon University		
385.	Swami Rama Vidyapeeth(HIHT)		
386.	Uttrakhand Technical University		
	<u>West Bengal</u>		
387.	Bidhan Chandra Krishi		
388.	Burdwan University		
389.	Calcutta University		
390.	Jadavpur University		
391.	Kalyani University		
392.	North Bengal University		
393.	Rabindra Bharati University		
394.	Vidya Sagar University		
395.	Visva Bharati		
396.	W.B.Univ.of Animal & Fisheries		
397.	* Netaji Subhash Open University		
398.	The W.B.National Un.of Juridical Sc		
399.	* W.B.University of Technology		
400.	Uttar Banga Krishi Vishwavidyalaya		
401.	The Bengal Engg. & Sc. University		
402.	* The West Bangal Univ.of Health		
403.	National Instt.of Tech.(Durgapur)		
404.	R.M.Vivekananda Edu.& Res.Instt.		
405.	Indian Institute of Tech.(Kharakpur)		
406.	* Indian Statistical Institute		
	<u>Chandigarh (UT)</u>		

* Back year data used in respect of the University.

List of Defaulting Universities

S.No. State/University	S.No. State/University
<u>Andhra Pradesh</u>	
1. * Andhra University	31. National School of Drama
2. * Dr.B.R.Ambedkar Open University	<u>Gujarat</u>
3. * Kakatiya University	32. Dr.B.R.Ambedkar Open University
4. * Sri Krishnadevaraya University	33. * Gujarat University
5. * A.P.University of Health Sciences	34. * Shree Somnath Sanskrit University
6. Mahatma Gandhi University(Nalgonda)	<u>Haryana</u>
7. * M.A.N.Urdu University	35. National Brain Research Centre
8. * Nizam's Instt.of Medical Sciences	<u>Jammu & Kashmir</u>
9. * Yogi Vemana University	36. * Shere-e-Kashmir Un.of Agri.Sc.&Tech
10. * The Eng. & Foreign Lang. University	37. * Shere-e-Kashmir Instt.of Med.Scs.
11. * National Instt.of Tech.(Warangal)	<u>Jharkhand</u>
12. Indian Instt.of Tech.(Hyderabad)	38. * Ranchi University
<u>Assam</u>	39. * Siddhu Kanhu University
13. * Indian Institute of Tech.(Guwahati)	40. * Vinoba Bhave University
<u>Bihar</u>	<u>Karnataka</u>
14. * B.N.Mandal University	41. * Rajeev Gandhi Univ.of Health Scs.
15. B.B.R.Ambedkar Bihar University	42. * Karnataka Vete.Ani.& Fish.Sc.Univ.
16. * K.S.Darbhangha Sanskrit Vishwa.	<u>Kerala</u>
17. * L.N.Mithila University	43. * Sree Chitra T.I.for Med.Scs.& Tech.
18. * Magadh University	<u>Madhya Pradesh</u>
19. * Patna University	44. * Awadesh Pratap Singh University
20. * T.M.Bhagalpur University	45. * Devi Ahilya Vishwavidyalaya
21. Veer Kunwar Singh University	46. * Dr.Hari Singh Gaur University
22. * Indira Gandhi Instt.of Medical Scs.	47. * Jiwaji University
23. * Bihar Yoga Bharti	48. * M.L.C.National Univ.of Journalism
<u>Chhatisgarh</u>	49. * M.P.Bhoj (Open) University
24. * Indira Gandhi Agricultural Univ.	50. * M.G.Chitrakoot Gramodaya Vishwa.
25. * Pt.Ravi Shankar Shukla University	51. * Rani Durgavati Vishwavidyalaya
26. Pt.Sunderlal Sharma Open University	52. * R.G.Proudyogiki Vishwavidyalaya
<u>Delhi</u>	<u>Maharashtra</u>
27. * Indira Gandhi National Open Univ.	53. * Dr.B.S.Ambedkar Marathwada Univ.
28. * G.G.S.Indraprastha Vishwavidyalaya	54. * Padamshree Dr.D Y Patil Vidyapeeth
29. * Indian Agricultural Research Instt.	
30. TERI School of Advance Studies	

* Previous year data used in respect of the University.

Annexure-II(Contd...)

S.No. State/University	S.No. State/University
55. * Tata Instt.of Fundamental Research	88. * Mahatma Gandhi Kashi Vidyapeeth
56. * Visvesvaraya National Instt.of Tech	89. * M.J.P.Rohilkhand University
57. * Indian Institute of Tech.(Mumbai)	90. * Sampurnanand Sanskrit Vishwavidyalay
<u>Orissa</u>	91. * Chhatrapati Sahuji M.University
58. * Utkal University	92. * Gautam Budh University (U.P. Tech.)
59. Biju Patnaik University of Tech.	93. * Sanjay Gandhi PG Instt.of Med.Sc.
60. Indian Instt. of Tech. (Bhubneswar)	94. * Chhatrapati S. M.Medical University
<u>Punjab</u>	<u>Uttrakhand</u>
61. * Panjab Technical Univeristy	95. * Hemvati N.Bahuguna Garhwal Univ.
62. The Rajiv Gandhi National Law Univ.	<u>West Bengal</u>
<u>Rajasthan</u>	96. * Netaji Subhash Open University
63. * Jai Narain Vyas University	97. * W.B.University of Technology
64. * Vardhman Mahavir Open University	98. * The West Bengal Univ.of Health Scs.
65. * Mohanlal Sukhadia University	99. * Indian Statistical Institute
66. * Rajasthan University	100. West Bengal State University
67. * Maharana Pratap Univ.of Agri.& Tech	101. Gaur Banga University,
68. Maharaja Ganga Singh University	
69. Rajasthan Technical University	
70. Rajasthan University of Health Scs.	
71. * Mody Instt. of Tech. & Science	
72. Singhania University	
73. Indian Instt. of Tech. (Rajasthan)	
<u>Tamil Nadu</u>	
74. * Anna University (Chennai)	
75. * Madurai Kamraj University	
76. * Manonmaniam Sundaranar University	
77. * Tamil University	
78. * Periyar University	
79. * Satyabama Instt.of Science & Tech.	
80. * Indian Institute of Tech.(Madras)	
<u>Tripura</u>	
81. * Tripura University	
<u>Uttar Pradesh</u>	
82. * Allahabad University	
83. * Bundelkhand University	
84. * Choudhry Charan Singh University	
85. * Dr.Bhimrao Ambedkar University	
86. * Dr.Ram Manohar Lohia Awadh Univ.	
87. * Deendayal Upadhyaya Gorakhpur Univ.	

* Previous year data used in respect of the University.

EXAMINATION RESULTS - 2010**Name of Courses for which Examinations have been Conducted
by Universities/Universities level Institutions**

S.No.	Course Name	S.No.	Course Name
<u>Faculty: Arts</u>		<u>Faculty: Science</u>	
1.	B.A.	35.	B.Sc.
2.	B.A.(Hons.)	36.	B.Sc.(Hons.)
3.	B.A.(House Hold Arts)	37.	B.Sc.(H.Sc.)
4.	B.A.(Special)	38.	B.Sc.(Principal)
5.	B.A.(Voc.Studies)	39.	B.Sc.(Computer Sc.)
6.	B.Litt.	40.	B.Sc.(Electronic Sc.)
7.	BOL(Oriental Learning)	41.	B.Sc(Information Sc./Tech..)
8.	BRS(Rural Studies)	42.	B.Sc.(Education)
9.	B.Theology	43.	B.Sc.(C & B)
10.	B.A.(Home Science)	44.	B.Sc.(Hotel Mgt/HMCS.)
11.	Shastri(B.A.)	45.	B.A.Sc.(Applied Scs.)
12.	B.A.(Education)/B.S.Sc.	46.	B.Sc.(Speach & Hearing)
13.	B.A.(SLP)	47.	B.Sc.(Food Sc.& Tech.)
14.	B.A.(Afzal-UI-Ulama)	48.	B.Sc.(Yogic Sc/Yoga/Phy.Edu..)
15.	B.A.(Social Sc.)	49.	B.Sc.(Bio-Technology)
16.	B.A.(Social Sc.)(Hons.)	50.	B.Interior Design
17.	B.A.(Urban & Regional Planning)	51.	M.Sc.
18.	M.A.	52.	M.Sc.(Home Science)
19.	M.A.(House Hold Arts)	53.	M.Sc.(Computer Sc.)
20.	M.A.(Indology)	54.	M.Sc.(Electronic Sc.)
21.	M.A.(Voc. Studies)	55.	M.Sc.(Information Sc/Tech.)
22.	Acharya(M.A.)	56.	M.Sc.(Education)
23.	MOL(Oriental Learning)	57.	M.Sc.(C & B)
24.	MRS(Rural Studies)	58.	M.Stat.
25.	M.Theology	59.	M.Sc.(Hotel Mgt.)
26.	M.A.(Home Science)	60.	M.A.Sc.(Applied Scs.)
27.	MDP(Dev. Planning)	61.	M.Sc.(Speach & Hearing)
28.	M.A.(Education)	62.	M.Sc.(Food & Tech.)
29.	MPS(Population Stu.)	63.	M.Sc.(Yogic Sc/Yoga/Phy. Edu.)
30.	M.A.(Living & Preksha Meditation)	64.	M.Sc.(Bio-Tech.)
31.	M.A.(Afzal-UI-Ulama)	<u>Faculty: Commerce/Mnqt.</u>	
32.	MA(Litt.)	65.	M.Interior Design
33.	M.A.(Social Sc.)	66.	B.Com.
34.	M.A.(Urban & Regional Planning)	67.	B.Com.(Hons.)

S.No.	Course Name	S.No.	Course Name
68.	BBA(Business Admin./B.E.I.A.		
69.	B.E.M.(Environ.Mgt.)		
70.	B.H.M.(Home Mngt.)		
71.	B.L.M.(Labour Mgt.)		
72.	B.C.M.(Comp. Mngt)		
73.	BBM/BMM(Business/Mkt. Mgt.)		
74.	BIBF		
75.	B.M.S.(Mngt. Sc.)		
76.	B.I.B.		
77.	B.Com.(Insur. & Risk Mgt.)		
78.	BHRD		
79.	B.H.R.M.(Human Resource Mngt.)		
80.	B.B.S.		
81.	BFAMM(Food,Ag.,Mkt.Mngt.)		
82.	B.B.E.		
83.	BCTCA		
84.	M.Com.		
85.	MBA		
86.	M.E.M.(Environ. Mngt.)		
87.	MHM(Home Mngt.)		
88.	M.L.M.(Labour Mgt.)		
89.	MCM(Computer Mngt.)		
90.	MBM(Business Mngt.)/Others		
91.	MIBA(Indl.Bus.Admn.)		
92.	MIRPM(Industrial Relation & Personnel Mngt)		
93.	M.A.M.(Admn.Mgt.)		
94.	M.M.M.(Mkt/Material Mgt)		
95.	MFM(Finnacial Mngt.)/MFC(Finnacial Control)		
96.	M.I.B.(Indl.Business)		
97.	M.P.M.(Physical Mngt.)		
98.	M.I.M. (Information Mngt.)		
99.	M.M.S.(Mngt. Sc.)		
100.	M.Com. (Insur. & Risk Mngt.)		
101.	M.R.M.(Rural Mngt.)		
102.	MHRD		
103.	M.H.R.M.(Human Resource Mngt.)		
104.	M.B.S.		
105.	MFAMM(Food,Ag.Mkt.Mg)		
106.	MBE		
107.	MCTCA		
			<u>Faculty: Education</u>
		108.	B.Ed.
		109.	B.E.E.(Elementary Edu.)
		110.	B.Ed.(Hearing Impaired)
		111.	M.Ed.
		112.	M.E.E.(Elementary Edu.)/MBE
		113.	M.A. (Edu. Planning & Admini.)
			<u>Faculty: Engg./Technology.</u>
		114.	B.E.(Petroleum & Chem)
		115.	B.Tech./B.E.(Chem.)
		116.	B.E./B.Tech.(Micro-Wave)
		117.	B.Tech. (Earth Quake)
		118.	B.Tech/BE(Meterology)
		119.	B.Arch.
		120.	B.Tech./BE
		121.	B.E./B.Tech.(Ag.Engg)
		122.	B.Sc.(Textile)
		123.	B.Tech.(Food Science)
		124.	B.E./B.Sc.(Engg.)(Civil)
		125.	B.E./B.Sc.(Engg.)
		126.	B.E./B.Sc.(Electrical)
		127.	B.E./B.Sc.(Mechanical)
		128.	B.E./B.Tech.(Mining)
		129.	B.Tech.(Designing)
		130.	B.E.(Elect.& Comm.)
		131.	B.E.(Space/Aeronautic)
		132.	B.E.(Production Engg)
		133.	B.E.(Elect./Indl.Elect)
		134.	B.E.(Indl.Engg.)
		135.	B.E. (Telecommuniation)
		136.	B.E.(Energy Tech.)
		137.	B.E./B.Tech.(Remot Sens)
		138.	B.E./B.Tech(Machine Tools)
		139.	B.E. (Food Tech.)
		140.	B.E.(Polymer Sc.&Tech.)
		141.	B.E./B.Tech.(Construction)
		142.	B.E.(Soil-Geo Tech.)
		143.	B.E.(Structural)
		144.	B.E.(Environmental)
		145.	B.E.(Electrical&Elect.)

Annexure-III(Contd...)

S.No.	Course Name	S.No.	Course Name
300.	B. Journalism/ BA(Journalism)	341.	MTHM(Tourism & Hotel Mngt)
301.	BFA(Fine Arts)	342.	M.Multi Media & Animation
302.	B.P.Ed.(Phy.Edu.)/BPE/BA(Yoga)	343.	M.Design
303.	BSW(Social Work)		
304.	B.Music		
305.	BPA(Performing Arts)/Dance		
306.	BCA(Computer Appl.)		
307.	BLS(Labour Studies)		
308.	BMC(Mass Comm.)/BMMMC		
309.	B.A.(Tourism Mgt.)/BTM/BTA		
310.	B.V.A.(Visual Arts)		
311.	BTA (Theator Arts)		
312.	B.A.(Instrumental Music)		
313.	B.H.M./B.Sc.(Hotel Mngt.)/BHMCT		
314.	B.A. (Oriental Edu.)		
315.	B.J.M.C.(Journalism & Mass Comm.)		
316.	B.Planning		
317.	B.T.S.		
318.	BTHM(Toursm & Hotel Mngt.)		
319.	B.Multi Media & Animation		
320.	B.Design		
321.	M.Lib.(Library Sc.)		
322.	M.Journalism		
323.	MFA(Fine Arts)		
324.	M.P.Ed.(Phy.Edu.)/MPE/MA(Yoga)		
325.	MSW(Social Work)		
326.	M.Music		
327.	M.A.(Social Work)		
328.	MPA(Performing Arts)/Dance		
329.	MCA(Computer Appl.)		
330.	MLS(Labour Studies)		
331.	MURP(Urban,Reg.Plg.)		
332.	MMC(Mass Comm.)/MMMMC		
333.	MA(Tourism Mgt)/MTM/MTA		
334.	M.V.A.(Visual Arts)		
335.	M.A.(Instrumental Music)		
336.	M.B.M./M.Sc.(Hotel Mngt.)/MHMCT		
337.	M.A.(Oriental Edu.)		
338.	MJMC (Journalism & Mass Comm.)		
339.	M.Planning		
340.	M.T.S.		

List of Universities Reported As "Not Applicable"

S.No.	State/University	S.No.	State/University
	<u>Andhra Pradesh</u>		<u>Tamil Nadu</u>
1.	Vignan's Foundation for Sc, Tec. & Res	26.	Karpagam Acad. of Higher Education
	<u>Assam</u>	27.	Vel Tech RDS R&D Instt. Sc. & Tech
2.	Krishna K. H. State Open University	28.	B.S.Abdur Rahman Instt. of Sc.&Tec.
	<u>Bihar</u>	29.	Noorul Islam Center for Higher Edu.
3.	Chanakya National Law University,	30.	Central University of Tamil Nadu
4.	Central University of Bihar		<u>Uttar Pradesh</u>
5.	Indian Institute of Tech. (Patna)	31.	Santosh University
	<u>Delhi</u>		<u>Uttrakhand</u>
6.	NIEPA University	32.	Graphic Era University
	<u>Gujarat</u>		
7.	Gujarat Technological University		
8.	Central University of Gujrat		
9.	Indian Instt. of Tech. (Gandhi Ngr)		
	<u>Haryana</u>		
10.	Manav Rachna Internat. University		
11.	Central University of Haryana		
	<u>Himachal Pradesh</u>		
12.	Central Uni. of Himachal Pradesh		
	<u>Karnataka</u>		
13.	Sri Devraj Urs Ac.of Hg. Edu. & Res		
14.	B.L.D.E. University		
15.	Yenepoya University,		
16.	Central University of Karnataka		
17.	Jain University		
	<u>Kerala</u>		
18.	Indian Instt. of Space Sc. & Tech.		
19.	Central University of Kerala		
	<u>Madhya Pradesh</u>		
20.	The Indira Gandhi Nat. Tibal Uni.		
	<u>Orissa</u>		
21.	Central University of Orissa		
	<u>Punjab</u>		
22.	National Instt.of Pharm.,Edu.& Res.		
23.	Central University of Punjab		
24.	Indian Instt. of Technology (Ropar)		
	<u>Rajasthan</u>		
25.	Central University of Rajasthan,		